



51632201420100100

ANNUAL STATEMENT

For the Year Ended December 31, 2014
OF THE CONDITION AND AFFAIRS OF THE

EnTitle Insurance Company

NAIC Group Code	3483	3483	NAIC Company Code	51632	Employer's ID Number	34-1252928
	(Current Period)	(Prior Period)				
Organized under the Laws of	Ohio		State of Domicile or Port of Entry	OHIO		
Country of Domicile	United States of America					
Incorporated/Organized	April 7, 1978		Commenced Business	April 7, 1978		
Statutory Home Office	3 Summit Park Drive, Suite 525		Independence, OH, US	44131		
	(Street and Number)		(City or Town, State, Country and Zip Code)			
Main Administrative Office	3 Summit Park Drive, Suite 525		(Street and Number)			
	Independence, OH, US	44131	216-524-3400			
	(City or Town, State, Country and Zip Code)		(Area Code) (Telephone Number)			
Mail Address	3 Summit Park Drive, Suite 525		Independence, OH, US	44131		
	(Street and Number or P.O. Box)		(City or Town, State, Country and Zip Code)			
Primary Location of Books and Records	3 Summit Park Drive, Suite 525		Independence, OH, US	44131	216-524-3400	
	(Street and Number)		(City or Town, State, Country and Zip Code)		(Area Code) (Telephone Number)	
Internet Web Site Address	www.entitledirect.com					
Statutory Statement Contact	Maryse Jean-Pierre		216-524-3400			
	(Name)		(Area Code) (Telephone Number)		(Extension)	
	Maryse.Jean-Pierre@Entitledirect.com		216-524-3488			
	(E-Mail Address)		(Fax Number)			

OFFICERS

	Name	Title
1.	Lee H. Baskey #	President
2.	James S. Shoenfelt	Secretary
3.	Maryse Jean-Pierre #	Assistant Secretary

VICE-PRESIDENTS

Name	Title	Name	Title
Kimberly Lauderbaugh #	Vice President of Operations	Valerie Bradford #	Vice President - California Operations
Shellie Haas #	Vice President - Texas Operations		

DIRECTORS OR TRUSTEES

Timothy M. Dwyer	Hanley C. Clark	James S. Shoenfelt	Lee H. Baskey

State of Ohio

County of Cuyahoga ss

The officers of this reporting entity being duly sworn, each depose and say that they are the described officers of said reporting entity, and that on the reporting period stated above, all of the herein described assets were the absolute property of the said reporting entity, free and clear from any liens or claims thereon, except as herein stated, and that this statement, together with related exhibits, schedules and explanations therein contained, annexed or referred to, is a full and true statement of all the assets and liabilities and of the condition and affairs of the said reporting entity as of the reporting period stated above, and of its income and deductions therefrom for the period ended, and have been completed in accordance with the NAIC Annual Statement Instructions and Accounting Practices and Procedures manual except to the extent that: (1) state law may differ; or, (2) that state rules or regulations require differences in reporting not related to accounting practices and procedures, according to the best of their information, knowledge and belief, respectively. Furthermore, the scope of this attestation by the described officers also includes the related corresponding electronic filing with the NAIC, when required, that is an exact copy (except for formatting differences due to electronic filing) of the enclosed statement. The electronic filing may be requested by various regulators in lieu of or in addition to the enclosed statement.

(Signature)	(Signature)	(Signature)
Lee H. Baskey	James S. Shoenfelt	Maryse Jean-Pierre
(Printed Name)	(Printed Name)	(Printed Name)
1.	2.	3.
President	Secretary	Assistant Secretary
(Title)	(Title)	(Title)

Subscribed and sworn to (or affirmed) before me this on this
day of February, 2015, by

a. Is this an original filing? [X] Yes [] No

b. If no:

1. State the amendment number

2. Date filed

3. Number of pages attached



51632201445001100

EXHIBIT OF PREMIUMS AND LOSSES
DIRECT BUSINESS IN THE STATE OF ALABAMA DURING THE YEAR 2014

NAIC Group Code 3483		NAIC Company Code 51632										
Type of Business		1 Number of Policies Issued During The Year	2 Direct Amount of Insurance Written in Millions (\$000,000 Omitted)	3 Direct Premiums Written	4 Other Income on Policies Issued for the Type of Business	5 Amounts Paid to or Retained by Title Agents	6 Taxes Licenses and Fees Incurred	7 Direct Premiums Earned	8 Direct Losses Paid	9 Direct Allocated Loss Adjustment Expenses Paid	10 Direct Losses and Allocated Loss Adjustment Expenses Incurred	11 Direct Known Claim Reserve
1.	Experience for Policies Having Type of Rate Code: R											
1.01	Residential Policies Issued Directly	73	12	13,135	43,784	X X X	X X X	X X X	X X X	X X X	X X X	X X X
1.02	Non-residential Policies Issued Directly					X X X	X X X	X X X	X X X	X X X	X X X	X X X
1.03	Subtotal Policies Issued Directly	73	12	13,135	43,784	X X X	X X X	X X X	X X X	X X X	X X X	X X X
1.04	Residential Policies Issued by Non-Affiliated Agents						X X X	X X X	X X X	X X X	X X X	X X X
1.05	Non-residential Policies Issued By Non-Affiliated Agents						X X X	X X X	X X X	X X X	X X X	X X X
1.06	Subtotal Policies Issued By Non-Affiliated Agents						X X X	X X X	X X X	X X X	X X X	X X X
1.07	Residential Policies Issued By Affiliated Agents						X X X	X X X	X X X	X X X	X X X	X X X
1.08	Non-residential Policies Issued By Affiliated Agents						X X X	X X X	X X X	X X X	X X X	X X X
1.09	Subtotal Policies Issued By Affiliated Agents						X X X	X X X	X X X	X X X	X X X	X X X
1.10	All Other	X X X	X X X	X X X		X X X	X X X	X X X	X X X	X X X	X X X	X X X
1.11	Subtotal for Type of Rate Code	73	12	13,135	43,784		X X X	X X X	X X X	X X X	X X X	X X X
2.	Experience for Policies Having Type of Rate Code:											
2.01	Residential Policies Issued Directly					X X X	X X X	X X X	X X X	X X X	X X X	X X X
2.02	Non-residential Policies Issued Directly					X X X	X X X	X X X	X X X	X X X	X X X	X X X
2.03	Subtotal Policies Issued Directly					X X X	X X X	X X X	X X X	X X X	X X X	X X X
2.04	Residential Policies Issued by Non-Affiliated Agents						X X X	X X X	X X X	X X X	X X X	X X X
2.05	Non-residential Policies Issued By Non-Affiliated Agents						X X X	X X X	X X X	X X X	X X X	X X X
2.06	Subtotal Policies Issued By Non-Affiliated Agents						X X X	X X X	X X X	X X X	X X X	X X X
2.07	Residential Policies Issued By Affiliated Agents						X X X	X X X	X X X	X X X	X X X	X X X
2.08	Non-residential Policies Issued By Affiliated Agents						X X X	X X X	X X X	X X X	X X X	X X X
2.09	Subtotal Policies Issued By Affiliated Agents						X X X	X X X	X X X	X X X	X X X	X X X
2.10	All Other	X X X	X X X	X X X		X X X	X X X	X X X	X X X	X X X	X X X	X X X
2.11	Subtotal for Type of Rate Code						X X X	X X X	X X X	X X X	X X X	X X X
3.	Experience for Policies Having Type of Rate Code:											
3.01	Residential Policies Issued Directly					X X X	X X X	X X X	X X X	X X X	X X X	X X X
3.02	Non-residential Policies Issued Directly					X X X	X X X	X X X	X X X	X X X	X X X	X X X
3.03	Subtotal Policies Issued Directly					X X X	X X X	X X X	X X X	X X X	X X X	X X X
3.04	Residential Policies Issued by Non-Affiliated Agents						X X X	X X X	X X X	X X X	X X X	X X X
3.05	Non-residential Policies Issued By Non-Affiliated Agents						X X X	X X X	X X X	X X X	X X X	X X X
3.06	Subtotal Policies Issued By Non-Affiliated Agents						X X X	X X X	X X X	X X X	X X X	X X X
3.07	Residential Policies Issued By Affiliated Agents						X X X	X X X	X X X	X X X	X X X	X X X
3.08	Non-residential Policies Issued By Affiliated Agents						X X X	X X X	X X X	X X X	X X X	X X X
3.09	Subtotal Policies Issued By Affiliated Agents						X X X	X X X	X X X	X X X	X X X	X X X
3.10	All Other	X X X	X X X	X X X		X X X	X X X	X X X	X X X	X X X	X X X	X X X
3.11	Subtotal for Type of Rate Code						X X X	X X X	X X X	X X X	X X X	X X X
4.	Experience for All Types of Rate Codes Combined											
4.01	Residential Policies Issued Directly	73	12	13,135	43,784	X X X	X X X	X X X	X X X	X X X	X X X	X X X
4.02	Non-residential Policies Issued Directly					X X X	X X X	X X X	X X X	X X X	X X X	X X X
4.03	Subtotal Policies Issued Directly	73	12	13,135	43,784		X X X	11,922				
4.04	Residential Policies Issued by Non-Affiliated Agents						X X X	X X X	X X X	X X X	X X X	X X X
4.05	Non-residential Policies Issued By Non-Affiliated Agents						X X X	X X X	X X X	X X X	X X X	X X X
4.06	Subtotal Policies Issued By Non-Affiliated Agents						X X X	58		5,239	8,332	3,094
4.07	Residential Policies Issued By Affiliated Agents						X X X	X X X	X X X	X X X	X X X	X X X
4.08	Non-residential Policies Issued By Affiliated Agents						X X X	X X X	X X X	X X X	X X X	X X X
4.09	Subtotal Policies Issued By Affiliated Agents						X X X					
4.10	All Other						X X X	X X X	X X X	X X X	X X X	X X X
4.11	Subtotal for Type of Rate Codes Combined	73	12	13,135	43,784		X X X	11,980		5,239	8,332	3,094
5.	Aggregate Write-in for Line 05						4,291					
6.	Total	73	12	13,135	43,784		4,291	11,980		5,239	8,332	3,094
DETAILS OF WRITE-INS												
0501.	State Licensing Fees						2,191					
0502.	Premium Tax						2,100					
0503.												
0598.	Summary of remaining write-ins for Line 05 from overflow page											
0599.	Totals (Lines 0501 through 0503 plus 0598) (Line 05 above)						4,291					



51632201445003100

EXHIBIT OF PREMIUMS AND LOSSES
DIRECT BUSINESS IN THE STATE OF ARIZONA DURING THE YEAR 2014

NAIC Group Code 3483

NAIC Company Code 51632

Type of Business		1 Number of Policies Issued During The Year	2 Direct Amount of Insurance Written in Millions (\$000,000 Omitted)	3 Direct Premiums Written	4 Other Income on Policies Issued for the Type of Business	5 Amounts Paid to or Retained by Title Agents	6 Taxes Licenses and Fees Incurred	7 Direct Premiums Earned	8 Direct Losses Paid	9 Direct Allocated Loss Adjustment Expenses Paid	10 Direct Losses and Allocated Loss Adjustment Expenses Incurred	11 Direct Known Claim Reserve
1.	Experience for Policies Having Type of Rate Code: RSX											
1.01	Residential Policies Issued Directly	22	8	18,082	9,287	XXX	XXX	XXX	XXX	XXX	XXX	XXX
1.02	Non-residential Policies Issued Directly					XXX	XXX	XXX	XXX	XXX	XXX	XXX
1.03	Subtotal Policies Issued Directly	22	8	18,082	9,287	XXX	XXX	XXX	XXX	XXX	XXX	XXX
1.04	Residential Policies Issued by Non-Affiliated Agents						XXX	XXX	XXX	XXX	XXX	XXX
1.05	Non-residential Policies Issued By Non-Affiliated Agents						XXX	XXX	XXX	XXX	XXX	XXX
1.06	Subtotal Policies Issued By Non-Affiliated Agents						XXX	XXX	XXX	XXX	XXX	XXX
1.07	Residential Policies Issued By Affiliated Agents						XXX	XXX	XXX	XXX	XXX	XXX
1.08	Non-residential Policies Issued By Affiliated Agents						XXX	XXX	XXX	XXX	XXX	XXX
1.09	Subtotal Policies Issued By Affiliated Agents						XXX	XXX	XXX	XXX	XXX	XXX
1.10	All Other	XXX	XXX	XXX		XXX	XXX	XXX	XXX	XXX	XXX	XXX
1.11	Subtotal for Type of Rate Code	22	8	18,082	9,287		XXX	XXX	XXX	XXX	XXX	XXX
2.	Experience for Policies Having Type of Rate Code:											
2.01	Residential Policies Issued Directly					XXX	XXX	XXX	XXX	XXX	XXX	XXX
2.02	Non-residential Policies Issued Directly					XXX	XXX	XXX	XXX	XXX	XXX	XXX
2.03	Subtotal Policies Issued Directly					XXX	XXX	XXX	XXX	XXX	XXX	XXX
2.04	Residential Policies Issued by Non-Affiliated Agents						XXX	XXX	XXX	XXX	XXX	XXX
2.05	Non-residential Policies Issued By Non-Affiliated Agents						XXX	XXX	XXX	XXX	XXX	XXX
2.06	Subtotal Policies Issued By Non-Affiliated Agents						XXX	XXX	XXX	XXX	XXX	XXX
2.07	Residential Policies Issued By Affiliated Agents						XXX	XXX	XXX	XXX	XXX	XXX
2.08	Non-residential Policies Issued By Affiliated Agents						XXX	XXX	XXX	XXX	XXX	XXX
2.09	Subtotal Policies Issued By Affiliated Agents						XXX	XXX	XXX	XXX	XXX	XXX
2.10	All Other	XXX	XXX	XXX		XXX	XXX	XXX	XXX	XXX	XXX	XXX
2.11	Subtotal for Type of Rate Code						XXX	XXX	XXX	XXX	XXX	XXX
3.	Experience for Policies Having Type of Rate Code:											
3.01	Residential Policies Issued Directly					XXX	XXX	XXX	XXX	XXX	XXX	XXX
3.02	Non-residential Policies Issued Directly					XXX	XXX	XXX	XXX	XXX	XXX	XXX
3.03	Subtotal Policies Issued Directly					XXX	XXX	XXX	XXX	XXX	XXX	XXX
3.04	Residential Policies Issued by Non-Affiliated Agents						XXX	XXX	XXX	XXX	XXX	XXX
3.05	Non-residential Policies Issued By Non-Affiliated Agents						XXX	XXX	XXX	XXX	XXX	XXX
3.06	Subtotal Policies Issued By Non-Affiliated Agents						XXX	XXX	XXX	XXX	XXX	XXX
3.07	Residential Policies Issued By Affiliated Agents						XXX	XXX	XXX	XXX	XXX	XXX
3.08	Non-residential Policies Issued By Affiliated Agents						XXX	XXX	XXX	XXX	XXX	XXX
3.09	Subtotal Policies Issued By Affiliated Agents						XXX	XXX	XXX	XXX	XXX	XXX
3.10	All Other	XXX	XXX	XXX		XXX	XXX	XXX	XXX	XXX	XXX	XXX
3.11	Subtotal for Type of Rate Code						XXX	XXX	XXX	XXX	XXX	XXX
4.	Experience for All Types of Rate Codes Combined											
4.01	Residential Policies Issued Directly	22	8	18,082	9,287	XXX	XXX	XXX	XXX	XXX	XXX	XXX
4.02	Non-residential Policies Issued Directly					XXX	XXX	XXX	XXX	XXX	XXX	XXX
4.03	Subtotal Policies Issued Directly	22	8	18,082	9,287		XXX	17,489				
4.04	Residential Policies Issued by Non-Affiliated Agents						XXX	XXX	XXX	XXX	XXX	XXX
4.05	Non-residential Policies Issued By Non-Affiliated Agents						XXX	XXX	XXX	XXX	XXX	XXX
4.06	Subtotal Policies Issued By Non-Affiliated Agents						XXX	60				
4.07	Residential Policies Issued By Affiliated Agents						XXX	XXX	XXX	XXX	XXX	XXX
4.08	Non-residential Policies Issued By Affiliated Agents						XXX	XXX	XXX	XXX	XXX	XXX
4.09	Subtotal Policies Issued By Affiliated Agents						XXX					
4.10	All Other						XXX	XXX	XXX	XXX	XXX	XXX
4.11	Subtotal for Type of Rate Codes Combined	22	8	18,082	9,287		XXX	17,549				
5.	Aggregate Write-in for Line 05						3,093					
6.	Total	22	8	18,082	9,287		3,093	17,549				
DETAILS OF WRITE-INS												
0501.	State Licensing Fees						2,663					
0502.	Premium Tax						430					
0503.												
0598.	Summary of remaining write-ins for Line 05 from overflow page											
0599.	Totals (Lines 0501 through 0503 plus 0598) (Line 05 above)						3,093					

18.AZ



51632201445004100

EXHIBIT OF PREMIUMS AND LOSSES
DIRECT BUSINESS IN THE STATE OF ARKANSAS DURING THE YEAR 2014

NAIC Group Code		3483		NAIC Company Code									51632	
Type of Business		1 Number of Policies Issued During The Year	2 Direct Amount of Insurance Written in Millions (\$000,000 Omitted)	3 Direct Premiums Written	4 Other Income on Policies Issued for the Type of Business	5 Amounts Paid to or Retained by Title Agents	6 Taxes Licenses and Fees Incurred	7 Direct Premiums Earned	8 Direct Losses Paid	9 Direct Allocated Loss Adjustment Expenses Paid	10 Direct Losses and Allocated Loss Adjustment Expenses Incurred	11 Direct Known Claim Reserve		
1.	Experience for Policies Having Type of Rate Code: R													
1.01	Residential Policies Issued Directly	13	2	3,147	200	X X X	X X X	X X X	X X X	X X X	X X X	X X X		
1.02	Non-residential Policies Issued Directly					X X X	X X X	X X X	X X X	X X X	X X X	X X X		
1.03	Subtotal Policies Issued Directly	13	2	3,147	200	X X X	X X X	X X X	X X X	X X X	X X X	X X X		
1.04	Residential Policies Issued by Non-Affiliated Agents						X X X	X X X	X X X	X X X	X X X	X X X		
1.05	Non-residential Policies Issued By Non-Affiliated Agents						X X X	X X X	X X X	X X X	X X X	X X X		
1.06	Subtotal Policies Issued By Non-Affiliated Agents						X X X	X X X	X X X	X X X	X X X	X X X		
1.07	Residential Policies Issued By Affiliated Agents						X X X	X X X	X X X	X X X	X X X	X X X		
1.08	Non-residential Policies Issued By Affiliated Agents						X X X	X X X	X X X	X X X	X X X	X X X		
1.09	Subtotal Policies Issued By Affiliated Agents						X X X	X X X	X X X	X X X	X X X	X X X		
1.10	All Other	X X X	X X X	X X X		X X X	X X X	X X X	X X X	X X X	X X X	X X X		
1.11	Subtotal for Type of Rate Code	13	2	3,147	200		X X X	X X X	X X X	X X X	X X X	X X X		
2.	Experience for Policies Having Type of Rate Code:													
2.01	Residential Policies Issued Directly					X X X	X X X	X X X	X X X	X X X	X X X	X X X		
2.02	Non-residential Policies Issued Directly					X X X	X X X	X X X	X X X	X X X	X X X	X X X		
2.03	Subtotal Policies Issued Directly					X X X	X X X	X X X	X X X	X X X	X X X	X X X		
2.04	Residential Policies Issued by Non-Affiliated Agents						X X X	X X X	X X X	X X X	X X X	X X X		
2.05	Non-residential Policies Issued By Non-Affiliated Agents						X X X	X X X	X X X	X X X	X X X	X X X		
2.06	Subtotal Policies Issued By Non-Affiliated Agents						X X X	X X X	X X X	X X X	X X X	X X X		
2.07	Residential Policies Issued By Affiliated Agents						X X X	X X X	X X X	X X X	X X X	X X X		
2.08	Non-residential Policies Issued By Affiliated Agents						X X X	X X X	X X X	X X X	X X X	X X X		
2.09	Subtotal Policies Issued By Affiliated Agents						X X X	X X X	X X X	X X X	X X X	X X X		
2.10	All Other	X X X	X X X	X X X		X X X	X X X	X X X	X X X	X X X	X X X	X X X		
2.11	Subtotal for Type of Rate Code						X X X	X X X	X X X	X X X	X X X	X X X		
3.	Experience for Policies Having Type of Rate Code:													
3.01	Residential Policies Issued Directly					X X X	X X X	X X X	X X X	X X X	X X X	X X X		
3.02	Non-residential Policies Issued Directly					X X X	X X X	X X X	X X X	X X X	X X X	X X X		
3.03	Subtotal Policies Issued Directly					X X X	X X X	X X X	X X X	X X X	X X X	X X X		
3.04	Residential Policies Issued by Non-Affiliated Agents						X X X	X X X	X X X	X X X	X X X	X X X		
3.05	Non-residential Policies Issued By Non-Affiliated Agents						X X X	X X X	X X X	X X X	X X X	X X X		
3.06	Subtotal Policies Issued By Non-Affiliated Agents						X X X	X X X	X X X	X X X	X X X	X X X		
3.07	Residential Policies Issued By Affiliated Agents						X X X	X X X	X X X	X X X	X X X	X X X		
3.08	Non-residential Policies Issued By Affiliated Agents						X X X	X X X	X X X	X X X	X X X	X X X		
3.09	Subtotal Policies Issued By Affiliated Agents						X X X	X X X	X X X	X X X	X X X	X X X		
3.10	All Other	X X X	X X X	X X X		X X X	X X X	X X X	X X X	X X X	X X X	X X X		
3.11	Subtotal for Type of Rate Code						X X X	X X X	X X X	X X X	X X X	X X X		
4.	Experience for All Types of Rate Codes Combined													
4.01	Residential Policies Issued Directly	13	2	3,147	200	X X X	X X X	X X X	X X X	X X X	X X X	X X X		
4.02	Non-residential Policies Issued Directly					X X X	X X X	X X X	X X X	X X X	X X X	X X X		
4.03	Subtotal Policies Issued Directly	13	2	3,147	200		X X X	2,857						
4.04	Residential Policies Issued by Non-Affiliated Agents						X X X	X X X	X X X	X X X	X X X	X X X		
4.05	Non-residential Policies Issued By Non-Affiliated Agents						X X X	X X X	X X X	X X X	X X X	X X X		
4.06	Subtotal Policies Issued By Non-Affiliated Agents						X X X							
4.07	Residential Policies Issued By Affiliated Agents						X X X	X X X	X X X	X X X	X X X	X X X		
4.08	Non-residential Policies Issued By Affiliated Agents						X X X	X X X	X X X	X X X	X X X	X X X		
4.09	Subtotal Policies Issued By Affiliated Agents						X X X							
4.10	All Other						X X X	X X X	X X X	X X X	X X X	X X X		
4.11	Subtotal for Type of Rate Codes Combined	13	2	3,147	200		X X X	2,857						
5.	Aggregate Write-in for Line 05						2,442							
6.	Total	13	2	3,147	200		2,442	2,857						
DETAILS OF WRITE-INS														
0501.	State Licensing Fees						2,204							
0502.	Premium Tax						238							
0503.														
0598.	Summary of remaining write-ins for Line 05 from overflow page													
0599.	Totals (Lines 0501 through 0503 plus 0598) (Line 05 above)						2,442							

18 AR



51632201445005100

EXHIBIT OF PREMIUMS AND LOSSES
DIRECT BUSINESS IN THE STATE OF CALIFORNIA DURING THE YEAR 2014

NAIC Group Code 3483

NAIC Company Code 51632

Type of Business		1 Number of Policies Issued During The Year	2 Direct Amount of Insurance Written in Millions (\$000,000 Omitted)	3 Direct Premiums Written	4 Other Income on Policies Issued for the Type of Business	5 Amounts Paid to or Retained by Title Agents	6 Taxes Licenses and Fees Incurred	7 Direct Premiums Earned	8 Direct Losses Paid	9 Direct Allocated Loss Adjustment Expenses Paid	10 Direct Losses and Allocated Loss Adjustment Expenses Incurred	11 Direct Known Claim Reserve
1.	Experience for Policies Having Type of Rate Code: RSX											
1.01	Residential Policies Issued Directly	1,614	578	792,275	866,806	XXX	XXX	XXX	XXX	XXX	XXX	XXX
1.02	Non-residential Policies Issued Directly	3	1	1,545	1,465	XXX	XXX	XXX	XXX	XXX	XXX	XXX
1.03	Subtotal Policies Issued Directly	1,617	579	793,820	868,271	XXX	XXX	XXX	XXX	XXX	XXX	XXX
1.04	Residential Policies Issued by Non-Affiliated Agents					XXX	XXX	XXX	XXX	XXX	XXX	XXX
1.05	Non-residential Policies Issued By Non-Affiliated Agents					XXX	XXX	XXX	XXX	XXX	XXX	XXX
1.06	Subtotal Policies Issued By Non-Affiliated Agents					XXX	XXX	XXX	XXX	XXX	XXX	XXX
1.07	Residential Policies Issued By Affiliated Agents					XXX	XXX	XXX	XXX	XXX	XXX	XXX
1.08	Non-residential Policies Issued By Affiliated Agents					XXX	XXX	XXX	XXX	XXX	XXX	XXX
1.09	Subtotal Policies Issued By Affiliated Agents					XXX	XXX	XXX	XXX	XXX	XXX	XXX
1.10	All Other	XXX	XXX	XXX		XXX	XXX	XXX	XXX	XXX	XXX	XXX
1.11	Subtotal for Type of Rate Code	1,617	579	793,820	868,271	XXX	XXX	XXX	XXX	XXX	XXX	XXX
2.	Experience for Policies Having Type of Rate Code:											
2.01	Residential Policies Issued Directly					XXX	XXX	XXX	XXX	XXX	XXX	XXX
2.02	Non-residential Policies Issued Directly					XXX	XXX	XXX	XXX	XXX	XXX	XXX
2.03	Subtotal Policies Issued Directly					XXX	XXX	XXX	XXX	XXX	XXX	XXX
2.04	Residential Policies Issued by Non-Affiliated Agents					XXX	XXX	XXX	XXX	XXX	XXX	XXX
2.05	Non-residential Policies Issued By Non-Affiliated Agents					XXX	XXX	XXX	XXX	XXX	XXX	XXX
2.06	Subtotal Policies Issued By Non-Affiliated Agents					XXX	XXX	XXX	XXX	XXX	XXX	XXX
2.07	Residential Policies Issued By Affiliated Agents					XXX	XXX	XXX	XXX	XXX	XXX	XXX
2.08	Non-residential Policies Issued By Affiliated Agents					XXX	XXX	XXX	XXX	XXX	XXX	XXX
2.09	Subtotal Policies Issued By Affiliated Agents					XXX	XXX	XXX	XXX	XXX	XXX	XXX
2.10	All Other	XXX	XXX	XXX		XXX	XXX	XXX	XXX	XXX	XXX	XXX
2.11	Subtotal for Type of Rate Code					XXX	XXX	XXX	XXX	XXX	XXX	XXX
3.	Experience for Policies Having Type of Rate Code:											
3.01	Residential Policies Issued Directly					XXX	XXX	XXX	XXX	XXX	XXX	XXX
3.02	Non-residential Policies Issued Directly					XXX	XXX	XXX	XXX	XXX	XXX	XXX
3.03	Subtotal Policies Issued Directly					XXX	XXX	XXX	XXX	XXX	XXX	XXX
3.04	Residential Policies Issued by Non-Affiliated Agents					XXX	XXX	XXX	XXX	XXX	XXX	XXX
3.05	Non-residential Policies Issued By Non-Affiliated Agents					XXX	XXX	XXX	XXX	XXX	XXX	XXX
3.06	Subtotal Policies Issued By Non-Affiliated Agents					XXX	XXX	XXX	XXX	XXX	XXX	XXX
3.07	Residential Policies Issued By Affiliated Agents					XXX	XXX	XXX	XXX	XXX	XXX	XXX
3.08	Non-residential Policies Issued By Affiliated Agents					XXX	XXX	XXX	XXX	XXX	XXX	XXX
3.09	Subtotal Policies Issued By Affiliated Agents					XXX	XXX	XXX	XXX	XXX	XXX	XXX
3.10	All Other	XXX	XXX	XXX		XXX	XXX	XXX	XXX	XXX	XXX	XXX
3.11	Subtotal for Type of Rate Code					XXX	XXX	XXX	XXX	XXX	XXX	XXX
4.	Experience for All Types of Rate Codes Combined											
4.01	Residential Policies Issued Directly	1,614	578	792,275	866,806	XXX	XXX	XXX	XXX	XXX	XXX	XXX
4.02	Non-residential Policies Issued Directly	3	1	1,545	1,465	XXX	XXX	XXX	XXX	XXX	XXX	XXX
4.03	Subtotal Policies Issued Directly	1,617	579	793,820	868,271			749,865		38,602	185,086	168,957
4.04	Residential Policies Issued by Non-Affiliated Agents					XXX	XXX	XXX	XXX	XXX	XXX	XXX
4.05	Non-residential Policies Issued By Non-Affiliated Agents					XXX	XXX	XXX	XXX	XXX	XXX	XXX
4.06	Subtotal Policies Issued By Non-Affiliated Agents					XXX	242					
4.07	Residential Policies Issued By Affiliated Agents					XXX	XXX	XXX	XXX	XXX	XXX	XXX
4.08	Non-residential Policies Issued By Affiliated Agents					XXX	XXX	XXX	XXX	XXX	XXX	XXX
4.09	Subtotal Policies Issued By Affiliated Agents					XXX						
4.10	All Other					XXX	XXX	XXX	XXX	XXX	XXX	XXX
4.11	Subtotal for Type of Rate Codes Combined	1,617	579	793,820	868,271	XXX	750,107		38,602	185,086	168,957	
5.	Aggregate Write-in for Line 05						47,246					
6.	Total	1,617	579	793,820	868,271		47,246	750,107		38,602	185,086	168,957
DETAILS OF WRITE-INS												
0501.	State Licensing Fees						4,509					
0502.	Premium Tax						40,959					
0503.	Franchise Tax						1,778					
0598.	Summary of remaining write-ins for Line 05 from overflow page											
0599.	Totals (Lines 0501 through 0503 plus 0598) (Line 05 above)						47,246					



51632201445007100

EXHIBIT OF PREMIUMS AND LOSSES
DIRECT BUSINESS IN THE STATE OF CONNECTICUT DURING THE YEAR 2014

NAIC Group Code 3483

NAIC Company Code 51632

Type of Business		1 Number of Policies Issued During The Year	2 Direct Amount of Insurance Written in Millions (\$000,000 Omitted)	3 Direct Premiums Written	4 Other Income on Policies Issued for the Type of Business	5 Amounts Paid to or Retained by Title Agents	6 Taxes Licenses and Fees Incurred	7 Direct Premiums Earned	8 Direct Losses Paid	9 Direct Allocated Loss Adjustment Expenses Paid	10 Direct Losses and Allocated Loss Adjustment Expenses Incurred	11 Direct Known Claim Reserve
1.	Experience for Policies Having Type of Rate Code: R											
1.01	Residential Policies Issued Directly	155	69	104,092	95	XXX	XXX	XXX	XXX	XXX	XXX	XXX
1.02	Non-residential Policies Issued Directly					XXX	XXX	XXX	XXX	XXX	XXX	XXX
1.03	Subtotal Policies Issued Directly	155	69	104,092	95	XXX	XXX	XXX	XXX	XXX	XXX	XXX
1.04	Residential Policies Issued by Non-Affiliated Agents					XXX	XXX	XXX	XXX	XXX	XXX	XXX
1.05	Non-residential Policies Issued By Non-Affiliated Agents					XXX	XXX	XXX	XXX	XXX	XXX	XXX
1.06	Subtotal Policies Issued By Non-Affiliated Agents					XXX	XXX	XXX	XXX	XXX	XXX	XXX
1.07	Residential Policies Issued By Affiliated Agents					XXX	XXX	XXX	XXX	XXX	XXX	XXX
1.08	Non-residential Policies Issued By Affiliated Agents					XXX	XXX	XXX	XXX	XXX	XXX	XXX
1.09	Subtotal Policies Issued By Affiliated Agents					XXX	XXX	XXX	XXX	XXX	XXX	XXX
1.10	All Other	XXX	XXX	XXX		XXX	XXX	XXX	XXX	XXX	XXX	XXX
1.11	Subtotal for Type of Rate Code	155	69	104,092	95	XXX	XXX	XXX	XXX	XXX	XXX	XXX
2.	Experience for Policies Having Type of Rate Code:											
2.01	Residential Policies Issued Directly					XXX	XXX	XXX	XXX	XXX	XXX	XXX
2.02	Non-residential Policies Issued Directly					XXX	XXX	XXX	XXX	XXX	XXX	XXX
2.03	Subtotal Policies Issued Directly					XXX	XXX	XXX	XXX	XXX	XXX	XXX
2.04	Residential Policies Issued by Non-Affiliated Agents					XXX	XXX	XXX	XXX	XXX	XXX	XXX
2.05	Non-residential Policies Issued By Non-Affiliated Agents					XXX	XXX	XXX	XXX	XXX	XXX	XXX
2.06	Subtotal Policies Issued By Non-Affiliated Agents					XXX	XXX	XXX	XXX	XXX	XXX	XXX
2.07	Residential Policies Issued By Affiliated Agents					XXX	XXX	XXX	XXX	XXX	XXX	XXX
2.08	Non-residential Policies Issued By Affiliated Agents					XXX	XXX	XXX	XXX	XXX	XXX	XXX
2.09	Subtotal Policies Issued By Affiliated Agents					XXX	XXX	XXX	XXX	XXX	XXX	XXX
2.10	All Other	XXX	XXX	XXX		XXX	XXX	XXX	XXX	XXX	XXX	XXX
2.11	Subtotal for Type of Rate Code					XXX	XXX	XXX	XXX	XXX	XXX	XXX
3.	Experience for Policies Having Type of Rate Code:											
3.01	Residential Policies Issued Directly					XXX	XXX	XXX	XXX	XXX	XXX	XXX
3.02	Non-residential Policies Issued Directly					XXX	XXX	XXX	XXX	XXX	XXX	XXX
3.03	Subtotal Policies Issued Directly					XXX	XXX	XXX	XXX	XXX	XXX	XXX
3.04	Residential Policies Issued by Non-Affiliated Agents					XXX	XXX	XXX	XXX	XXX	XXX	XXX
3.05	Non-residential Policies Issued By Non-Affiliated Agents					XXX	XXX	XXX	XXX	XXX	XXX	XXX
3.06	Subtotal Policies Issued By Non-Affiliated Agents					XXX	XXX	XXX	XXX	XXX	XXX	XXX
3.07	Residential Policies Issued By Affiliated Agents					XXX	XXX	XXX	XXX	XXX	XXX	XXX
3.08	Non-residential Policies Issued By Affiliated Agents					XXX	XXX	XXX	XXX	XXX	XXX	XXX
3.09	Subtotal Policies Issued By Affiliated Agents					XXX	XXX	XXX	XXX	XXX	XXX	XXX
3.10	All Other	XXX	XXX	XXX		XXX	XXX	XXX	XXX	XXX	XXX	XXX
3.11	Subtotal for Type of Rate Code					XXX	XXX	XXX	XXX	XXX	XXX	XXX
4.	Experience for All Types of Rate Codes Combined											
4.01	Residential Policies Issued Directly	155	69	104,092	95	XXX	XXX	XXX	XXX	XXX	XXX	XXX
4.02	Non-residential Policies Issued Directly					XXX	XXX	XXX	XXX	XXX	XXX	XXX
4.03	Subtotal Policies Issued Directly	155	69	104,092	95				99,656			
4.04	Residential Policies Issued by Non-Affiliated Agents					XXX	XXX	XXX	XXX	XXX	XXX	XXX
4.05	Non-residential Policies Issued By Non-Affiliated Agents					XXX	XXX	XXX	XXX	XXX	XXX	XXX
4.06	Subtotal Policies Issued By Non-Affiliated Agents					XXX	XXX	577				
4.07	Residential Policies Issued By Affiliated Agents					XXX	XXX	XXX	XXX	XXX	XXX	XXX
4.08	Non-residential Policies Issued By Affiliated Agents					XXX	XXX	XXX	XXX	XXX	XXX	XXX
4.09	Subtotal Policies Issued By Affiliated Agents					XXX						
4.10	All Other					XXX	XXX	XXX	XXX	XXX	XXX	XXX
4.11	Subtotal for Type of Rate Codes Combined	155	69	104,092	95	XXX		100,233				
5.	Aggregate Write-in for Line 05						2,373					
6.	Total	155	69	104,092	95		2,373	100,233				
DETAILS OF WRITE-INS												
0501.	State Licensing Fees						543					
0502.	Premium Tax						1,830					
0503.												
0598.	Summary of remaining write-ins for Line 05 from overflow page											
0599.	Totals (Lines 0501 through 0503 plus 0598) (Line 05 above)						2,373					



51632201445008100

EXHIBIT OF PREMIUMS AND LOSSES
DIRECT BUSINESS IN THE STATE OF DELAWARE DURING THE YEAR 2014

NAIC Group Code 3483

NAIC Company Code 51632

Type of Business		1 Number of Policies Issued During The Year	2 Direct Amount of Insurance Written in Millions (\$000,000 Omitted)	3 Direct Premiums Written	4 Other Income on Policies Issued for the Type of Business	5 Amounts Paid to or Retained by Title Agents	6 Taxes Licenses and Fees Incurred	7 Direct Premiums Earned	8 Direct Losses Paid	9 Direct Allocated Loss Adjustment Expenses Paid	10 Direct Losses and Allocated Loss Adjustment Expenses Incurred	11 Direct Known Claim Reserve
1.	Experience for Policies Having Type of Rate Code: R											
1.01	Residential Policies Issued Directly	74	16	32,423	46,241	XXX	XXX	XXX	XXX	XXX	XXX	XXX
1.02	Non-residential Policies Issued Directly					XXX	XXX	XXX	XXX	XXX	XXX	XXX
1.03	Subtotal Policies Issued Directly	74	16	32,423	46,241	XXX	XXX	XXX	XXX	XXX	XXX	XXX
1.04	Residential Policies Issued by Non-Affiliated Agents					XXX	XXX	XXX	XXX	XXX	XXX	XXX
1.05	Non-residential Policies Issued By Non-Affiliated Agents					XXX	XXX	XXX	XXX	XXX	XXX	XXX
1.06	Subtotal Policies Issued By Non-Affiliated Agents					XXX	XXX	XXX	XXX	XXX	XXX	XXX
1.07	Residential Policies Issued By Affiliated Agents					XXX	XXX	XXX	XXX	XXX	XXX	XXX
1.08	Non-residential Policies Issued By Affiliated Agents					XXX	XXX	XXX	XXX	XXX	XXX	XXX
1.09	Subtotal Policies Issued By Affiliated Agents					XXX	XXX	XXX	XXX	XXX	XXX	XXX
1.10	All Other	XXX	XXX	XXX		XXX	XXX	XXX	XXX	XXX	XXX	XXX
1.11	Subtotal for Type of Rate Code	74	16	32,423	46,241	XXX	XXX	XXX	XXX	XXX	XXX	XXX
2.	Experience for Policies Having Type of Rate Code:											
2.01	Residential Policies Issued Directly					XXX	XXX	XXX	XXX	XXX	XXX	XXX
2.02	Non-residential Policies Issued Directly					XXX	XXX	XXX	XXX	XXX	XXX	XXX
2.03	Subtotal Policies Issued Directly					XXX	XXX	XXX	XXX	XXX	XXX	XXX
2.04	Residential Policies Issued by Non-Affiliated Agents					XXX	XXX	XXX	XXX	XXX	XXX	XXX
2.05	Non-residential Policies Issued By Non-Affiliated Agents					XXX	XXX	XXX	XXX	XXX	XXX	XXX
2.06	Subtotal Policies Issued By Non-Affiliated Agents					XXX	XXX	XXX	XXX	XXX	XXX	XXX
2.07	Residential Policies Issued By Affiliated Agents					XXX	XXX	XXX	XXX	XXX	XXX	XXX
2.08	Non-residential Policies Issued By Affiliated Agents					XXX	XXX	XXX	XXX	XXX	XXX	XXX
2.09	Subtotal Policies Issued By Affiliated Agents					XXX	XXX	XXX	XXX	XXX	XXX	XXX
2.10	All Other	XXX	XXX	XXX		XXX	XXX	XXX	XXX	XXX	XXX	XXX
2.11	Subtotal for Type of Rate Code					XXX	XXX	XXX	XXX	XXX	XXX	XXX
3.	Experience for Policies Having Type of Rate Code:											
3.01	Residential Policies Issued Directly					XXX	XXX	XXX	XXX	XXX	XXX	XXX
3.02	Non-residential Policies Issued Directly					XXX	XXX	XXX	XXX	XXX	XXX	XXX
3.03	Subtotal Policies Issued Directly					XXX	XXX	XXX	XXX	XXX	XXX	XXX
3.04	Residential Policies Issued by Non-Affiliated Agents					XXX	XXX	XXX	XXX	XXX	XXX	XXX
3.05	Non-residential Policies Issued By Non-Affiliated Agents					XXX	XXX	XXX	XXX	XXX	XXX	XXX
3.06	Subtotal Policies Issued By Non-Affiliated Agents					XXX	XXX	XXX	XXX	XXX	XXX	XXX
3.07	Residential Policies Issued By Affiliated Agents					XXX	XXX	XXX	XXX	XXX	XXX	XXX
3.08	Non-residential Policies Issued By Affiliated Agents					XXX	XXX	XXX	XXX	XXX	XXX	XXX
3.09	Subtotal Policies Issued By Affiliated Agents					XXX	XXX	XXX	XXX	XXX	XXX	XXX
3.10	All Other	XXX	XXX	XXX		XXX	XXX	XXX	XXX	XXX	XXX	XXX
3.11	Subtotal for Type of Rate Code					XXX	XXX	XXX	XXX	XXX	XXX	XXX
4.	Experience for All Types of Rate Codes Combined											
4.01	Residential Policies Issued Directly	74	16	32,423	46,241	XXX	XXX	XXX	XXX	XXX	XXX	XXX
4.02	Non-residential Policies Issued Directly					XXX	XXX	XXX	XXX	XXX	XXX	XXX
4.03	Subtotal Policies Issued Directly	74	16	32,423	46,241	XXX	XXX	29,807				
4.04	Residential Policies Issued by Non-Affiliated Agents					XXX	XXX	XXX	XXX	XXX	XXX	XXX
4.05	Non-residential Policies Issued By Non-Affiliated Agents					XXX	XXX	XXX	XXX	XXX	XXX	XXX
4.06	Subtotal Policies Issued By Non-Affiliated Agents					XXX	XXX	40				
4.07	Residential Policies Issued By Affiliated Agents					XXX	XXX	XXX	XXX	XXX	XXX	XXX
4.08	Non-residential Policies Issued By Affiliated Agents					XXX	XXX	XXX	XXX	XXX	XXX	XXX
4.09	Subtotal Policies Issued By Affiliated Agents					XXX	XXX					
4.10	All Other					XXX	XXX	XXX	XXX	XXX	XXX	XXX
4.11	Subtotal for Type of Rate Codes Combined	74	16	32,423	46,241	XXX	XXX	29,847				
5.	Aggregate Write-in for Line 05						1,725					
6.	Total	74	16	32,423	46,241		1,725	29,847				
DETAILS OF WRITE-INS												
0501.	State Licensing Fees						1,077					
0502.	Premium Tax						648					
0503.												
0598.	Summary of remaining write-ins for Line 05 from overflow page											
0599.	Totals (Lines 0501 through 0503 plus 0598) (Line 05 above)						1,725					



51632201445009100

EXHIBIT OF PREMIUMS AND LOSSES

DIRECT BUSINESS IN THE STATE OF DISTRICT OF COLUMBIA DURING THE YEAR 2014

NAIC Group Code 3483

NAIC Company Code 51632

Type of Business		1 Number of Policies Issued During The Year	2 Direct Amount of Insurance Written in Millions (\$000,000 Omitted)	3 Direct Premiums Written	4 Other Income on Policies Issued for the Type of Business	5 Amounts Paid to or Retained by Title Agents	6 Taxes Licenses and Fees Incurred	7 Direct Premiums Earned	8 Direct Losses Paid	9 Direct Allocated Loss Adjustment Expenses Paid	10 Direct Losses and Allocated Loss Adjustment Expenses Incurred	11 Direct Known Claim Reserve
1.	Experience for Policies Having Type of Rate Code: R											
1.01	Residential Policies Issued Directly	37	17	27,007	28,310	XXX	XXX	XXX	XXX	XXX	XXX	XXX
1.02	Non-residential Policies Issued Directly					XXX	XXX	XXX	XXX	XXX	XXX	XXX
1.03	Subtotal Policies Issued Directly	37	17	27,007	28,310	XXX	XXX	XXX	XXX	XXX	XXX	XXX
1.04	Residential Policies Issued by Non-Affiliated Agents					XXX	XXX	XXX	XXX	XXX	XXX	XXX
1.05	Non-residential Policies Issued By Non-Affiliated Agents					XXX	XXX	XXX	XXX	XXX	XXX	XXX
1.06	Subtotal Policies Issued By Non-Affiliated Agents					XXX	XXX	XXX	XXX	XXX	XXX	XXX
1.07	Residential Policies Issued By Affiliated Agents					XXX	XXX	XXX	XXX	XXX	XXX	XXX
1.08	Non-residential Policies Issued By Affiliated Agents					XXX	XXX	XXX	XXX	XXX	XXX	XXX
1.09	Subtotal Policies Issued By Affiliated Agents					XXX	XXX	XXX	XXX	XXX	XXX	XXX
1.10	All Other	XXX	XXX	XXX		XXX	XXX	XXX	XXX	XXX	XXX	XXX
1.11	Subtotal for Type of Rate Code	37	17	27,007	28,310	XXX	XXX	XXX	XXX	XXX	XXX	XXX
2.	Experience for Policies Having Type of Rate Code:											
2.01	Residential Policies Issued Directly					XXX	XXX	XXX	XXX	XXX	XXX	XXX
2.02	Non-residential Policies Issued Directly					XXX	XXX	XXX	XXX	XXX	XXX	XXX
2.03	Subtotal Policies Issued Directly					XXX	XXX	XXX	XXX	XXX	XXX	XXX
2.04	Residential Policies Issued by Non-Affiliated Agents					XXX	XXX	XXX	XXX	XXX	XXX	XXX
2.05	Non-residential Policies Issued By Non-Affiliated Agents					XXX	XXX	XXX	XXX	XXX	XXX	XXX
2.06	Subtotal Policies Issued By Non-Affiliated Agents					XXX	XXX	XXX	XXX	XXX	XXX	XXX
2.07	Residential Policies Issued By Affiliated Agents					XXX	XXX	XXX	XXX	XXX	XXX	XXX
2.08	Non-residential Policies Issued By Affiliated Agents					XXX	XXX	XXX	XXX	XXX	XXX	XXX
2.09	Subtotal Policies Issued By Affiliated Agents					XXX	XXX	XXX	XXX	XXX	XXX	XXX
2.10	All Other	XXX	XXX	XXX		XXX	XXX	XXX	XXX	XXX	XXX	XXX
2.11	Subtotal for Type of Rate Code					XXX	XXX	XXX	XXX	XXX	XXX	XXX
3.	Experience for Policies Having Type of Rate Code:											
3.01	Residential Policies Issued Directly					XXX	XXX	XXX	XXX	XXX	XXX	XXX
3.02	Non-residential Policies Issued Directly					XXX	XXX	XXX	XXX	XXX	XXX	XXX
3.03	Subtotal Policies Issued Directly					XXX	XXX	XXX	XXX	XXX	XXX	XXX
3.04	Residential Policies Issued by Non-Affiliated Agents					XXX	XXX	XXX	XXX	XXX	XXX	XXX
3.05	Non-residential Policies Issued By Non-Affiliated Agents					XXX	XXX	XXX	XXX	XXX	XXX	XXX
3.06	Subtotal Policies Issued By Non-Affiliated Agents					XXX	XXX	XXX	XXX	XXX	XXX	XXX
3.07	Residential Policies Issued By Affiliated Agents					XXX	XXX	XXX	XXX	XXX	XXX	XXX
3.08	Non-residential Policies Issued By Affiliated Agents					XXX	XXX	XXX	XXX	XXX	XXX	XXX
3.09	Subtotal Policies Issued By Affiliated Agents					XXX	XXX	XXX	XXX	XXX	XXX	XXX
3.10	All Other	XXX	XXX	XXX		XXX	XXX	XXX	XXX	XXX	XXX	XXX
3.11	Subtotal for Type of Rate Code					XXX	XXX	XXX	XXX	XXX	XXX	XXX
4.	Experience for All Types of Rate Codes Combined											
4.01	Residential Policies Issued Directly	37	17	27,007	28,310	XXX	XXX	XXX	XXX	XXX	XXX	XXX
4.02	Non-residential Policies Issued Directly					XXX	XXX	XXX	XXX	XXX	XXX	XXX
4.03	Subtotal Policies Issued Directly	37	17	27,007	28,310	XXX	XXX	24,690				
4.04	Residential Policies Issued by Non-Affiliated Agents					XXX	XXX	XXX	XXX	XXX	XXX	XXX
4.05	Non-residential Policies Issued By Non-Affiliated Agents					XXX	XXX	18				
4.06	Subtotal Policies Issued By Non-Affiliated Agents					XXX	XXX					
4.07	Residential Policies Issued By Affiliated Agents					XXX	XXX	XXX	XXX	XXX	XXX	XXX
4.08	Non-residential Policies Issued By Affiliated Agents					XXX	XXX	XXX	XXX	XXX	XXX	XXX
4.09	Subtotal Policies Issued By Affiliated Agents					XXX	XXX					
4.10	All Other					XXX	XXX	XXX	XXX	XXX	XXX	XXX
4.11	Subtotal for Type of Rate Codes Combined	37	17	27,007	28,310	XXX	XXX	24,708				
5.	Aggregate Write-in for Line 05						2,461					
6.	Total	37	17	27,007	28,310		2,461	24,708				
DETAILS OF WRITE-INS												
0501.	State Licensing Fees						1,801					
0502.	Premium Tax						660					
0503.												
0598.	Summary of remaining write-ins for Line 05 from overflow page											
0599.	Totals (Lines 0501 through 0503 plus 0598) (Line 05 above)						2,461					

18.DC



51632201445010100

EXHIBIT OF PREMIUMS AND LOSSES
DIRECT BUSINESS IN THE STATE OF FLORIDA DURING THE YEAR 2014

NAIC Group Code 3483

NAIC Company Code 51632

Type of Business		1 Number of Policies Issued During The Year	2 Direct Amount of Insurance Written in Millions (\$000,000 Omitted)	3 Direct Premiums Written	4 Other Income on Policies Issued for the Type of Business	5 Amounts Paid to or Retained by Title Agents	6 Taxes Licenses and Fees Incurred	7 Direct Premiums Earned	8 Direct Losses Paid	9 Direct Allocated Loss Adjustment Expenses Paid	10 Direct Losses and Allocated Loss Adjustment Expenses Incurred	11 Direct Known Claim Reserve
1.	Experience for Policies Having Type of Rate Code: RX											
1.01	Residential Policies Issued Directly	844	207	601,887	549,663	XXX	XXX	XXX	XXX	XXX	XXX	XXX
1.02	Non-residential Policies Issued Directly	4	1	2,691	2,580	XXX	XXX	XXX	XXX	XXX	XXX	XXX
1.03	Subtotal Policies Issued Directly	848	208	604,578	552,243	XXX	XXX	XXX	XXX	XXX	XXX	XXX
1.04	Residential Policies Issued by Non-Affiliated Agents					XXX	XXX	XXX	XXX	XXX	XXX	XXX
1.05	Non-residential Policies Issued By Non-Affiliated Agents					XXX	XXX	XXX	XXX	XXX	XXX	XXX
1.06	Subtotal Policies Issued By Non-Affiliated Agents					XXX	XXX	XXX	XXX	XXX	XXX	XXX
1.07	Residential Policies Issued By Affiliated Agents					XXX	XXX	XXX	XXX	XXX	XXX	XXX
1.08	Non-residential Policies Issued By Affiliated Agents					XXX	XXX	XXX	XXX	XXX	XXX	XXX
1.09	Subtotal Policies Issued By Affiliated Agents					XXX	XXX	XXX	XXX	XXX	XXX	XXX
1.10	All Other	XXX	XXX	XXX		XXX	XXX	XXX	XXX	XXX	XXX	XXX
1.11	Subtotal for Type of Rate Code	848	208	604,578	552,243	XXX	XXX	XXX	XXX	XXX	XXX	XXX
2.	Experience for Policies Having Type of Rate Code:											
2.01	Residential Policies Issued Directly					XXX	XXX	XXX	XXX	XXX	XXX	XXX
2.02	Non-residential Policies Issued Directly					XXX	XXX	XXX	XXX	XXX	XXX	XXX
2.03	Subtotal Policies Issued Directly					XXX	XXX	XXX	XXX	XXX	XXX	XXX
2.04	Residential Policies Issued by Non-Affiliated Agents					XXX	XXX	XXX	XXX	XXX	XXX	XXX
2.05	Non-residential Policies Issued By Non-Affiliated Agents					XXX	XXX	XXX	XXX	XXX	XXX	XXX
2.06	Subtotal Policies Issued By Non-Affiliated Agents					XXX	XXX	XXX	XXX	XXX	XXX	XXX
2.07	Residential Policies Issued By Affiliated Agents					XXX	XXX	XXX	XXX	XXX	XXX	XXX
2.08	Non-residential Policies Issued By Affiliated Agents					XXX	XXX	XXX	XXX	XXX	XXX	XXX
2.09	Subtotal Policies Issued By Affiliated Agents					XXX	XXX	XXX	XXX	XXX	XXX	XXX
2.10	All Other	XXX	XXX	XXX		XXX	XXX	XXX	XXX	XXX	XXX	XXX
2.11	Subtotal for Type of Rate Code					XXX	XXX	XXX	XXX	XXX	XXX	XXX
3.	Experience for Policies Having Type of Rate Code:											
3.01	Residential Policies Issued Directly					XXX	XXX	XXX	XXX	XXX	XXX	XXX
3.02	Non-residential Policies Issued Directly					XXX	XXX	XXX	XXX	XXX	XXX	XXX
3.03	Subtotal Policies Issued Directly					XXX	XXX	XXX	XXX	XXX	XXX	XXX
3.04	Residential Policies Issued by Non-Affiliated Agents					XXX	XXX	XXX	XXX	XXX	XXX	XXX
3.05	Non-residential Policies Issued By Non-Affiliated Agents					XXX	XXX	XXX	XXX	XXX	XXX	XXX
3.06	Subtotal Policies Issued By Non-Affiliated Agents					XXX	XXX	XXX	XXX	XXX	XXX	XXX
3.07	Residential Policies Issued By Affiliated Agents					XXX	XXX	XXX	XXX	XXX	XXX	XXX
3.08	Non-residential Policies Issued By Affiliated Agents					XXX	XXX	XXX	XXX	XXX	XXX	XXX
3.09	Subtotal Policies Issued By Affiliated Agents					XXX	XXX	XXX	XXX	XXX	XXX	XXX
3.10	All Other	XXX	XXX	XXX		XXX	XXX	XXX	XXX	XXX	XXX	XXX
3.11	Subtotal for Type of Rate Code					XXX	XXX	XXX	XXX	XXX	XXX	XXX
4.	Experience for All Types of Rate Codes Combined											
4.01	Residential Policies Issued Directly	844	207	601,887	549,663	XXX	XXX	XXX	XXX	XXX	XXX	XXX
4.02	Non-residential Policies Issued Directly	4	1	2,691	2,580	XXX	XXX	XXX	XXX	XXX	XXX	XXX
4.03	Subtotal Policies Issued Directly	848	208	604,578	552,243				585,716	2,089	1,089	
4.04	Residential Policies Issued by Non-Affiliated Agents					XXX	XXX	XXX	XXX	XXX	XXX	XXX
4.05	Non-residential Policies Issued By Non-Affiliated Agents					XXX	XXX	XXX	XXX	XXX	XXX	XXX
4.06	Subtotal Policies Issued By Non-Affiliated Agents					XXX	XXX	1,964				
4.07	Residential Policies Issued By Affiliated Agents					XXX	XXX	XXX	XXX	XXX	XXX	XXX
4.08	Non-residential Policies Issued By Affiliated Agents					XXX	XXX	XXX	XXX	XXX	XXX	XXX
4.09	Subtotal Policies Issued By Affiliated Agents					XXX						
4.10	All Other					XXX	XXX	XXX	XXX	XXX	XXX	XXX
4.11	Subtotal for Type of Rate Codes Combined	848	208	604,578	552,243	XXX		587,680		2,089	1,089	
5.	Aggregate Write-in for Line 05						13,273					
6.	Total	848	208	604,578	552,243		13,273	587,680		2,089	1,089	
DETAILS OF WRITE-INS												
0501.	State Licensing Fees						2,693					
0502.	Premium Tax						10,580					
0503.												
0598.	Summary of remaining write-ins for Line 05 from overflow page											
0599.	Totals (Lines 0501 through 0503 plus 0598) (Line 05 above)						13,273					



51632201445011100

EXHIBIT OF PREMIUMS AND LOSSES
DIRECT BUSINESS IN THE STATE OF GEORGIA DURING THE YEAR 2014

NAIC Group Code 3483

NAIC Company Code 51632

Type of Business		1 Number of Policies Issued During The Year	2 Direct Amount of Insurance Written in Millions (\$000,000 Omitted)	3 Direct Premiums Written	4 Other Income on Policies Issued for the Type of Business	5 Amounts Paid to or Retained by Title Agents	6 Taxes Licenses and Fees Incurred	7 Direct Premiums Earned	8 Direct Losses Paid	9 Direct Allocated Loss Adjustment Expenses Paid	10 Direct Losses and Allocated Loss Adjustment Expenses Incurred	11 Direct Known Claim Reserve
1.	Experience for Policies Having Type of Rate Code: R											
1.01	Residential Policies Issued Directly	380	83	169,547	183,965	XXX	XXX	XXX	XXX	XXX	XXX	XXX
1.02	Non-residential Policies Issued Directly					XXX	XXX	XXX	XXX	XXX	XXX	XXX
1.03	Subtotal Policies Issued Directly	380	83	169,547	183,965	XXX	XXX	XXX	XXX	XXX	XXX	XXX
1.04	Residential Policies Issued by Non-Affiliated Agents					XXX	XXX	XXX	XXX	XXX	XXX	XXX
1.05	Non-residential Policies Issued By Non-Affiliated Agents					XXX	XXX	XXX	XXX	XXX	XXX	XXX
1.06	Subtotal Policies Issued By Non-Affiliated Agents					XXX	XXX	XXX	XXX	XXX	XXX	XXX
1.07	Residential Policies Issued By Affiliated Agents					XXX	XXX	XXX	XXX	XXX	XXX	XXX
1.08	Non-residential Policies Issued By Affiliated Agents					XXX	XXX	XXX	XXX	XXX	XXX	XXX
1.09	Subtotal Policies Issued By Affiliated Agents					XXX	XXX	XXX	XXX	XXX	XXX	XXX
1.10	All Other	XXX	XXX	XXX		XXX	XXX	XXX	XXX	XXX	XXX	XXX
1.11	Subtotal for Type of Rate Code	380	83	169,547	183,965	XXX	XXX	XXX	XXX	XXX	XXX	XXX
2.	Experience for Policies Having Type of Rate Code:											
2.01	Residential Policies Issued Directly					XXX	XXX	XXX	XXX	XXX	XXX	XXX
2.02	Non-residential Policies Issued Directly					XXX	XXX	XXX	XXX	XXX	XXX	XXX
2.03	Subtotal Policies Issued Directly					XXX	XXX	XXX	XXX	XXX	XXX	XXX
2.04	Residential Policies Issued by Non-Affiliated Agents					XXX	XXX	XXX	XXX	XXX	XXX	XXX
2.05	Non-residential Policies Issued By Non-Affiliated Agents					XXX	XXX	XXX	XXX	XXX	XXX	XXX
2.06	Subtotal Policies Issued By Non-Affiliated Agents					XXX	XXX	XXX	XXX	XXX	XXX	XXX
2.07	Residential Policies Issued By Affiliated Agents					XXX	XXX	XXX	XXX	XXX	XXX	XXX
2.08	Non-residential Policies Issued By Affiliated Agents					XXX	XXX	XXX	XXX	XXX	XXX	XXX
2.09	Subtotal Policies Issued By Affiliated Agents					XXX	XXX	XXX	XXX	XXX	XXX	XXX
2.10	All Other	XXX	XXX	XXX		XXX	XXX	XXX	XXX	XXX	XXX	XXX
2.11	Subtotal for Type of Rate Code					XXX	XXX	XXX	XXX	XXX	XXX	XXX
3.	Experience for Policies Having Type of Rate Code:											
3.01	Residential Policies Issued Directly					XXX	XXX	XXX	XXX	XXX	XXX	XXX
3.02	Non-residential Policies Issued Directly					XXX	XXX	XXX	XXX	XXX	XXX	XXX
3.03	Subtotal Policies Issued Directly					XXX	XXX	XXX	XXX	XXX	XXX	XXX
3.04	Residential Policies Issued by Non-Affiliated Agents					XXX	XXX	XXX	XXX	XXX	XXX	XXX
3.05	Non-residential Policies Issued By Non-Affiliated Agents					XXX	XXX	XXX	XXX	XXX	XXX	XXX
3.06	Subtotal Policies Issued By Non-Affiliated Agents					XXX	XXX	XXX	XXX	XXX	XXX	XXX
3.07	Residential Policies Issued By Affiliated Agents					XXX	XXX	XXX	XXX	XXX	XXX	XXX
3.08	Non-residential Policies Issued By Affiliated Agents					XXX	XXX	XXX	XXX	XXX	XXX	XXX
3.09	Subtotal Policies Issued By Affiliated Agents					XXX	XXX	XXX	XXX	XXX	XXX	XXX
3.10	All Other	XXX	XXX	XXX		XXX	XXX	XXX	XXX	XXX	XXX	XXX
3.11	Subtotal for Type of Rate Code					XXX	XXX	XXX	XXX	XXX	XXX	XXX
4.	Experience for All Types of Rate Codes Combined											
4.01	Residential Policies Issued Directly	380	83	169,547	183,965	XXX	XXX	XXX	XXX	XXX	XXX	XXX
4.02	Non-residential Policies Issued Directly					XXX	XXX	XXX	XXX	XXX	XXX	XXX
4.03	Subtotal Policies Issued Directly	380	83	169,547	183,965				152,596			
4.04	Residential Policies Issued by Non-Affiliated Agents					XXX	XXX	XXX	XXX	XXX	XXX	XXX
4.05	Non-residential Policies Issued By Non-Affiliated Agents					XXX	XXX	XXX	XXX	XXX	XXX	XXX
4.06	Subtotal Policies Issued By Non-Affiliated Agents					XXX	XXX	418				
4.07	Residential Policies Issued By Affiliated Agents					XXX	XXX	XXX	XXX	XXX	XXX	XXX
4.08	Non-residential Policies Issued By Affiliated Agents					XXX	XXX	XXX	XXX	XXX	XXX	XXX
4.09	Subtotal Policies Issued By Affiliated Agents					XXX						
4.10	All Other					XXX	XXX	XXX	XXX	XXX	XXX	XXX
4.11	Subtotal for Type of Rate Codes Combined	380	83	169,547	183,965	XXX		153,014				
5.	Aggregate Write-in for Line 05						16,091					
6.	Total	380	83	169,547	183,965		16,091	153,014				
DETAILS OF WRITE-INS												
0501.	State Licensing Fees						1,216					
0502.	Premium Tax						14,875					
0503.												
0598.	Summary of remaining write-ins for Line 05 from overflow page											
0599.	Totals (Lines 0501 through 0503 plus 0598) (Line 05 above)						16,091					



51632201445014100

EXHIBIT OF PREMIUMS AND LOSSES
DIRECT BUSINESS IN THE STATE OF ILLINOIS DURING THE YEAR 2014

NAIC Group Code 3483

NAIC Company Code 51632

Type of Business		1 Number of Policies Issued During The Year	2 Direct Amount of Insurance Written in Millions (\$000,000 Omitted)	3 Direct Premiums Written	4 Other Income on Policies Issued for the Type of Business	5 Amounts Paid to or Retained by Title Agents	6 Taxes Licenses and Fees Incurred	7 Direct Premiums Earned	8 Direct Losses Paid	9 Direct Allocated Loss Adjustment Expenses Paid	10 Direct Losses and Allocated Loss Adjustment Expenses Incurred	11 Direct Known Claim Reserve
1.	Experience for Policies Having Type of Rate Code: R											
1.01	Residential Policies Issued Directly	201	46	99,896	126,691	XXX	XXX	XXX	XXX	XXX	XXX	XXX
1.02	Non-residential Policies Issued Directly					XXX	XXX	XXX	XXX	XXX	XXX	XXX
1.03	Subtotal Policies Issued Directly	201	46	99,896	126,691	XXX	XXX	XXX	XXX	XXX	XXX	XXX
1.04	Residential Policies Issued by Non-Affiliated Agents					XXX	XXX	XXX	XXX	XXX	XXX	XXX
1.05	Non-residential Policies Issued By Non-Affiliated Agents					XXX	XXX	XXX	XXX	XXX	XXX	XXX
1.06	Subtotal Policies Issued By Non-Affiliated Agents					XXX	XXX	XXX	XXX	XXX	XXX	XXX
1.07	Residential Policies Issued By Affiliated Agents					XXX	XXX	XXX	XXX	XXX	XXX	XXX
1.08	Non-residential Policies Issued By Affiliated Agents					XXX	XXX	XXX	XXX	XXX	XXX	XXX
1.09	Subtotal Policies Issued By Affiliated Agents					XXX	XXX	XXX	XXX	XXX	XXX	XXX
1.10	All Other	XXX	XXX	XXX		XXX	XXX	XXX	XXX	XXX	XXX	XXX
1.11	Subtotal for Type of Rate Code	201	46	99,896	126,691	XXX	XXX	XXX	XXX	XXX	XXX	XXX
2.	Experience for Policies Having Type of Rate Code:											
2.01	Residential Policies Issued Directly					XXX	XXX	XXX	XXX	XXX	XXX	XXX
2.02	Non-residential Policies Issued Directly					XXX	XXX	XXX	XXX	XXX	XXX	XXX
2.03	Subtotal Policies Issued Directly					XXX	XXX	XXX	XXX	XXX	XXX	XXX
2.04	Residential Policies Issued by Non-Affiliated Agents					XXX	XXX	XXX	XXX	XXX	XXX	XXX
2.05	Non-residential Policies Issued By Non-Affiliated Agents					XXX	XXX	XXX	XXX	XXX	XXX	XXX
2.06	Subtotal Policies Issued By Non-Affiliated Agents					XXX	XXX	XXX	XXX	XXX	XXX	XXX
2.07	Residential Policies Issued By Affiliated Agents					XXX	XXX	XXX	XXX	XXX	XXX	XXX
2.08	Non-residential Policies Issued By Affiliated Agents					XXX	XXX	XXX	XXX	XXX	XXX	XXX
2.09	Subtotal Policies Issued By Affiliated Agents					XXX	XXX	XXX	XXX	XXX	XXX	XXX
2.10	All Other	XXX	XXX	XXX		XXX	XXX	XXX	XXX	XXX	XXX	XXX
2.11	Subtotal for Type of Rate Code					XXX	XXX	XXX	XXX	XXX	XXX	XXX
3.	Experience for Policies Having Type of Rate Code:											
3.01	Residential Policies Issued Directly					XXX	XXX	XXX	XXX	XXX	XXX	XXX
3.02	Non-residential Policies Issued Directly					XXX	XXX	XXX	XXX	XXX	XXX	XXX
3.03	Subtotal Policies Issued Directly					XXX	XXX	XXX	XXX	XXX	XXX	XXX
3.04	Residential Policies Issued by Non-Affiliated Agents					XXX	XXX	XXX	XXX	XXX	XXX	XXX
3.05	Non-residential Policies Issued By Non-Affiliated Agents					XXX	XXX	XXX	XXX	XXX	XXX	XXX
3.06	Subtotal Policies Issued By Non-Affiliated Agents					XXX	XXX	XXX	XXX	XXX	XXX	XXX
3.07	Residential Policies Issued By Affiliated Agents					XXX	XXX	XXX	XXX	XXX	XXX	XXX
3.08	Non-residential Policies Issued By Affiliated Agents					XXX	XXX	XXX	XXX	XXX	XXX	XXX
3.09	Subtotal Policies Issued By Affiliated Agents					XXX	XXX	XXX	XXX	XXX	XXX	XXX
3.10	All Other	XXX	XXX	XXX		XXX	XXX	XXX	XXX	XXX	XXX	XXX
3.11	Subtotal for Type of Rate Code					XXX	XXX	XXX	XXX	XXX	XXX	XXX
4.	Experience for All Types of Rate Codes Combined											
4.01	Residential Policies Issued Directly	201	46	99,896	126,691	XXX	XXX	XXX	XXX	XXX	XXX	XXX
4.02	Non-residential Policies Issued Directly					XXX	XXX	XXX	XXX	XXX	XXX	XXX
4.03	Subtotal Policies Issued Directly	201	46	99,896	126,691	XXX	XXX	95,502	XXX	2,307	2,307	XXX
4.04	Residential Policies Issued by Non-Affiliated Agents					XXX	XXX	XXX	XXX	XXX	XXX	XXX
4.05	Non-residential Policies Issued By Non-Affiliated Agents					XXX	XXX	XXX	XXX	XXX	XXX	XXX
4.06	Subtotal Policies Issued By Non-Affiliated Agents					XXX	391	13,753	XXX	13,753	XXX	XXX
4.07	Residential Policies Issued By Affiliated Agents					XXX	XXX	XXX	XXX	XXX	XXX	XXX
4.08	Non-residential Policies Issued By Affiliated Agents					XXX	XXX	XXX	XXX	XXX	XXX	XXX
4.09	Subtotal Policies Issued By Affiliated Agents					XXX	XXX	XXX	XXX	XXX	XXX	XXX
4.10	All Other					XXX	XXX	XXX	XXX	XXX	XXX	XXX
4.11	Subtotal for Type of Rate Codes Combined	201	46	99,896	126,691	XXX	95,893	16,060	16,060	16,060	16,060	16,060
5.	Aggregate Write-in for Line 05						3,460					
6.	Total	201	46	99,896	126,691		3,460	95,893		16,060	16,060	
DETAILS OF WRITE-INS												
0501.	State Licensing Fees						1,292					
0502.	Premium Tax						2,168					
0503.												
0598.	Summary of remaining write-ins for Line 05 from overflow page											
0599.	Totals (Lines 0501 through 0503 plus 0598) (Line 05 above)						3,460					



51632201445015100

EXHIBIT OF PREMIUMS AND LOSSES
DIRECT BUSINESS IN THE STATE OF INDIANA DURING THE YEAR 2014

NAIC Group Code 3483

NAIC Company Code 51632

Type of Business		1 Number of Policies Issued During The Year	2 Direct Amount of Insurance Written in Millions (\$000,000 Omitted)	3 Direct Premiums Written	4 Other Income on Policies Issued for the Type of Business	5 Amounts Paid to or Retained by Title Agents	6 Taxes Licenses and Fees Incurred	7 Direct Premiums Earned	8 Direct Losses Paid	9 Direct Allocated Loss Adjustment Expenses Paid	10 Direct Losses and Allocated Loss Adjustment Expenses Incurred	11 Direct Known Claim Reserve
1.	Experience for Policies Having Type of Rate Code: R											
1.01	Residential Policies Issued Directly	85	15	33,414	53,865	XXX XXX	XXX XXX	XXX XXX	XXX XXX	XXX XXX	XXX XXX	XXX XXX
1.02	Non-residential Policies Issued Directly					XXX	XXX	XXX	XXX	XXX	XXX	XXX
1.03	Subtotal Policies Issued Directly	85	15	33,414	53,865	XXX	XXX	XXX	XXX	XXX	XXX	XXX
1.04	Residential Policies Issued by Non-Affiliated Agents			(125)		XXX	XXX	XXX	XXX	XXX	XXX	XXX
1.05	Non-residential Policies Issued By Non-Affiliated Agents					XXX	XXX	XXX	XXX	XXX	XXX	XXX
1.06	Subtotal Policies Issued By Non-Affiliated Agents			(125)		XXX	XXX	XXX	XXX	XXX	XXX	XXX
1.07	Residential Policies Issued By Affiliated Agents					XXX	XXX	XXX	XXX	XXX	XXX	XXX
1.08	Non-residential Policies Issued By Affiliated Agents					XXX	XXX	XXX	XXX	XXX	XXX	XXX
1.09	Subtotal Policies Issued By Affiliated Agents					XXX	XXX	XXX	XXX	XXX	XXX	XXX
1.10	All Other	XXX	XXX	XXX		XXX	XXX	XXX	XXX	XXX	XXX	XXX
1.11	Subtotal for Type of Rate Code	85	15	33,289	53,865	XXX	XXX	XXX	XXX	XXX	XXX	XXX
2.	Experience for Policies Having Type of Rate Code:											
2.01	Residential Policies Issued Directly					XXX XXX	XXX XXX	XXX XXX	XXX XXX	XXX XXX	XXX XXX	XXX XXX
2.02	Non-residential Policies Issued Directly					XXX	XXX	XXX	XXX	XXX	XXX	XXX
2.03	Subtotal Policies Issued Directly					XXX	XXX	XXX	XXX	XXX	XXX	XXX
2.04	Residential Policies Issued by Non-Affiliated Agents					XXX	XXX	XXX	XXX	XXX	XXX	XXX
2.05	Non-residential Policies Issued By Non-Affiliated Agents					XXX	XXX	XXX	XXX	XXX	XXX	XXX
2.06	Subtotal Policies Issued By Non-Affiliated Agents					XXX	XXX	XXX	XXX	XXX	XXX	XXX
2.07	Residential Policies Issued By Affiliated Agents					XXX	XXX	XXX	XXX	XXX	XXX	XXX
2.08	Non-residential Policies Issued By Affiliated Agents					XXX	XXX	XXX	XXX	XXX	XXX	XXX
2.09	Subtotal Policies Issued By Affiliated Agents					XXX	XXX	XXX	XXX	XXX	XXX	XXX
2.10	All Other	XXX	XXX	XXX		XXX	XXX	XXX	XXX	XXX	XXX	XXX
2.11	Subtotal for Type of Rate Code					XXX	XXX	XXX	XXX	XXX	XXX	XXX
3.	Experience for Policies Having Type of Rate Code:											
3.01	Residential Policies Issued Directly					XXX XXX	XXX XXX	XXX XXX	XXX XXX	XXX XXX	XXX XXX	XXX XXX
3.02	Non-residential Policies Issued Directly					XXX	XXX	XXX	XXX	XXX	XXX	XXX
3.03	Subtotal Policies Issued Directly					XXX	XXX	XXX	XXX	XXX	XXX	XXX
3.04	Residential Policies Issued by Non-Affiliated Agents					XXX	XXX	XXX	XXX	XXX	XXX	XXX
3.05	Non-residential Policies Issued By Non-Affiliated Agents					XXX	XXX	XXX	XXX	XXX	XXX	XXX
3.06	Subtotal Policies Issued By Non-Affiliated Agents					XXX	XXX	XXX	XXX	XXX	XXX	XXX
3.07	Residential Policies Issued By Affiliated Agents					XXX	XXX	XXX	XXX	XXX	XXX	XXX
3.08	Non-residential Policies Issued By Affiliated Agents					XXX	XXX	XXX	XXX	XXX	XXX	XXX
3.09	Subtotal Policies Issued By Affiliated Agents					XXX	XXX	XXX	XXX	XXX	XXX	XXX
3.10	All Other	XXX	XXX	XXX		XXX	XXX	XXX	XXX	XXX	XXX	XXX
3.11	Subtotal for Type of Rate Code					XXX	XXX	XXX	XXX	XXX	XXX	XXX
4.	Experience for All Types of Rate Codes Combined											
4.01	Residential Policies Issued Directly	85	15	33,414	53,865	XXX XXX	XXX XXX	XXX XXX	XXX XXX	XXX XXX	XXX XXX	XXX XXX
4.02	Non-residential Policies Issued Directly					XXX	XXX	XXX	XXX	XXX	XXX	XXX
4.03	Subtotal Policies Issued Directly	85	15	33,414	53,865	XXX	XXX	29,735	XXX	XXX	XXX	XXX
4.04	Residential Policies Issued by Non-Affiliated Agents			(125)		XXX	XXX	XXX	XXX	XXX	XXX	XXX
4.05	Non-residential Policies Issued By Non-Affiliated Agents					XXX	XXX	XXX	XXX	XXX	XXX	XXX
4.06	Subtotal Policies Issued By Non-Affiliated Agents			(125)		XXX	XXX	(124)	XXX	2,628	3,427	800
4.07	Residential Policies Issued By Affiliated Agents					XXX	XXX	XXX	XXX	XXX	XXX	XXX
4.08	Non-residential Policies Issued By Affiliated Agents					XXX	XXX	XXX	XXX	XXX	XXX	XXX
4.09	Subtotal Policies Issued By Affiliated Agents					XXX	XXX	XXX	XXX	XXX	XXX	XXX
4.10	All Other					XXX	XXX	XXX	XXX	XXX	XXX	XXX
4.11	Subtotal for Type of Rate Codes Combined	85	15	33,289	53,865	XXX	XXX	29,611	XXX	2,628	3,427	800
5.	Aggregate Write-in for Line 05						1,864					
6.	Total	85	15	33,289	53,865		1,864	29,611		2,628	3,427	800
DETAILS OF WRITE-INS												
0501.	State Licensing Fees						1,434					
0502.	Premium Tax						430					
0503.												
0598.	Summary of remaining write-ins for Line 05 from overflow page											
0599.	Totals (Lines 0501 through 0503 plus 0598) (Line 05 above)						1,864					



51632201445016100

EXHIBIT OF PREMIUMS AND LOSSES

DIRECT BUSINESS IN THE STATE OF IOWA DURING THE YEAR 2014

NAIC Group Code 3483

NAIC Company Code 51632

Type of Business		1 Number of Policies Issued During The Year	2 Direct Amount of Insurance Written in Millions (\$000,000 Omitted)	3 Direct Premiums Written	4 Other Income on Policies Issued for the Type of Business	5 Amounts Paid to or Retained by Title Agents	6 Taxes Licenses and Fees Incurred	7 Direct Premiums Earned	8 Direct Losses Paid	9 Direct Allocated Loss Adjustment Expenses Paid	10 Direct Losses and Allocated Loss Adjustment Expenses Incurred	11 Direct Known Claim Reserve
1.	Experience for Policies Having Type of Rate Code: R											
1.01	Residential Policies Issued Directly					XXX	XXX	XXX	XXX	XXX	XXX	XXX
1.02	Non-residential Policies Issued Directly					XXX	XXX	XXX	XXX	XXX	XXX	XXX
1.03	Subtotal Policies Issued Directly					XXX	XXX	XXX	XXX	XXX	XXX	XXX
1.04	Residential Policies Issued by Non-Affiliated Agents						XXX	XXX	XXX	XXX	XXX	XXX
1.05	Non-residential Policies Issued By Non-Affiliated Agents						XXX	XXX	XXX	XXX	XXX	XXX
1.06	Subtotal Policies Issued By Non-Affiliated Agents						XXX	XXX	XXX	XXX	XXX	XXX
1.07	Residential Policies Issued By Affiliated Agents						XXX	XXX	XXX	XXX	XXX	XXX
1.08	Non-residential Policies Issued By Affiliated Agents						XXX	XXX	XXX	XXX	XXX	XXX
1.09	Subtotal Policies Issued By Affiliated Agents						XXX	XXX	XXX	XXX	XXX	XXX
1.10	All Other	XXX	XXX	XXX		XXX	XXX	XXX	XXX	XXX	XXX	XXX
1.11	Subtotal for Type of Rate Code						XXX	XXX	XXX	XXX	XXX	XXX
2.	Experience for Policies Having Type of Rate Code:											
2.01	Residential Policies Issued Directly					XXX	XXX	XXX	XXX	XXX	XXX	XXX
2.02	Non-residential Policies Issued Directly					XXX	XXX	XXX	XXX	XXX	XXX	XXX
2.03	Subtotal Policies Issued Directly					XXX	XXX	XXX	XXX	XXX	XXX	XXX
2.04	Residential Policies Issued by Non-Affiliated Agents						XXX	XXX	XXX	XXX	XXX	XXX
2.05	Non-residential Policies Issued By Non-Affiliated Agents						XXX	XXX	XXX	XXX	XXX	XXX
2.06	Subtotal Policies Issued By Non-Affiliated Agents						XXX	XXX	XXX	XXX	XXX	XXX
2.07	Residential Policies Issued By Affiliated Agents						XXX	XXX	XXX	XXX	XXX	XXX
2.08	Non-residential Policies Issued By Affiliated Agents						XXX	XXX	XXX	XXX	XXX	XXX
2.09	Subtotal Policies Issued By Affiliated Agents						XXX	XXX	XXX	XXX	XXX	XXX
2.10	All Other	XXX	XXX	XXX		XXX	XXX	XXX	XXX	XXX	XXX	XXX
2.11	Subtotal for Type of Rate Code						XXX	XXX	XXX	XXX	XXX	XXX
3.	Experience for Policies Having Type of Rate Code:											
3.01	Residential Policies Issued Directly					XXX	XXX	XXX	XXX	XXX	XXX	XXX
3.02	Non-residential Policies Issued Directly					XXX	XXX	XXX	XXX	XXX	XXX	XXX
3.03	Subtotal Policies Issued Directly					XXX	XXX	XXX	XXX	XXX	XXX	XXX
3.04	Residential Policies Issued by Non-Affiliated Agents						XXX	XXX	XXX	XXX	XXX	XXX
3.05	Non-residential Policies Issued By Non-Affiliated Agents						XXX	XXX	XXX	XXX	XXX	XXX
3.06	Subtotal Policies Issued By Non-Affiliated Agents						XXX	XXX	XXX	XXX	XXX	XXX
3.07	Residential Policies Issued By Affiliated Agents						XXX	XXX	XXX	XXX	XXX	XXX
3.08	Non-residential Policies Issued By Affiliated Agents						XXX	XXX	XXX	XXX	XXX	XXX
3.09	Subtotal Policies Issued By Affiliated Agents						XXX	XXX	XXX	XXX	XXX	XXX
3.10	All Other	XXX	XXX	XXX		XXX	XXX	XXX	XXX	XXX	XXX	XXX
3.11	Subtotal for Type of Rate Code						XXX	XXX	XXX	XXX	XXX	XXX
4.	Experience for All Types of Rate Codes Combined											
4.01	Residential Policies Issued Directly					XXX	XXX	XXX	XXX	XXX	XXX	XXX
4.02	Non-residential Policies Issued Directly					XXX	XXX	XXX	XXX	XXX	XXX	XXX
4.03	Subtotal Policies Issued Directly						XXX					
4.04	Residential Policies Issued by Non-Affiliated Agents						XXX	XXX	XXX	XXX	XXX	XXX
4.05	Non-residential Policies Issued By Non-Affiliated Agents						XXX	XXX	XXX	XXX	XXX	XXX
4.06	Subtotal Policies Issued By Non-Affiliated Agents						XXX	140				
4.07	Residential Policies Issued By Affiliated Agents						XXX	XXX	XXX	XXX	XXX	XXX
4.08	Non-residential Policies Issued By Affiliated Agents						XXX	XXX	XXX	XXX	XXX	XXX
4.09	Subtotal Policies Issued By Affiliated Agents						XXX					
4.10	All Other						XXX	XXX	XXX	XXX	XXX	XXX
4.11	Subtotal for Type of Rate Codes Combined						XXX	140				
5.	Aggregate Write-in for Line 05											
6.	Total							140				
DETAILS OF WRITE-INS												
0501.												
0502.												
0503.												
0598.	Summary of remaining write-ins for Line 05 from overflow page											
0599.	Totals (Lines 0501 through 0503 plus 0598) (Line 05 above)											

181A

NONE



51632201445017100

EXHIBIT OF PREMIUMS AND LOSSES
DIRECT BUSINESS IN THE STATE OF KANSAS DURING THE YEAR 2014

NAIC Group Code 3483

NAIC Company Code 51632

Type of Business		1 Number of Policies Issued During The Year	2 Direct Amount of Insurance Written in Millions (\$000,000 Omitted)	3 Direct Premiums Written	4 Other Income on Policies Issued for the Type of Business	5 Amounts Paid to or Retained by Title Agents	6 Taxes Licenses and Fees Incurred	7 Direct Premiums Earned	8 Direct Losses Paid	9 Direct Allocated Loss Adjustment Expenses Paid	10 Direct Losses and Allocated Loss Adjustment Expenses Incurred	11 Direct Known Claim Reserve
1.	Experience for Policies Having Type of Rate Code: R											
1.01	Residential Policies Issued Directly	10	2	2,540	5,750	XXX	XXX	XXX	XXX	XXX	XXX	XXX
1.02	Non-residential Policies Issued Directly					XXX	XXX	XXX	XXX	XXX	XXX	XXX
1.03	Subtotal Policies Issued Directly	10	2	2,540	5,750	XXX	XXX	XXX	XXX	XXX	XXX	XXX
1.04	Residential Policies Issued by Non-Affiliated Agents						XXX	XXX	XXX	XXX	XXX	XXX
1.05	Non-residential Policies Issued By Non-Affiliated Agents						XXX	XXX	XXX	XXX	XXX	XXX
1.06	Subtotal Policies Issued By Non-Affiliated Agents						XXX	XXX	XXX	XXX	XXX	XXX
1.07	Residential Policies Issued By Affiliated Agents						XXX	XXX	XXX	XXX	XXX	XXX
1.08	Non-residential Policies Issued By Affiliated Agents						XXX	XXX	XXX	XXX	XXX	XXX
1.09	Subtotal Policies Issued By Affiliated Agents						XXX	XXX	XXX	XXX	XXX	XXX
1.10	All Other	XXX	XXX	XXX		XXX	XXX	XXX	XXX	XXX	XXX	XXX
1.11	Subtotal for Type of Rate Code	10	2	2,540	5,750	XXX	XXX	XXX	XXX	XXX	XXX	XXX
2.	Experience for Policies Having Type of Rate Code:											
2.01	Residential Policies Issued Directly					XXX	XXX	XXX	XXX	XXX	XXX	XXX
2.02	Non-residential Policies Issued Directly					XXX	XXX	XXX	XXX	XXX	XXX	XXX
2.03	Subtotal Policies Issued Directly					XXX	XXX	XXX	XXX	XXX	XXX	XXX
2.04	Residential Policies Issued by Non-Affiliated Agents						XXX	XXX	XXX	XXX	XXX	XXX
2.05	Non-residential Policies Issued By Non-Affiliated Agents						XXX	XXX	XXX	XXX	XXX	XXX
2.06	Subtotal Policies Issued By Non-Affiliated Agents						XXX	XXX	XXX	XXX	XXX	XXX
2.07	Residential Policies Issued By Affiliated Agents						XXX	XXX	XXX	XXX	XXX	XXX
2.08	Non-residential Policies Issued By Affiliated Agents						XXX	XXX	XXX	XXX	XXX	XXX
2.09	Subtotal Policies Issued By Affiliated Agents						XXX	XXX	XXX	XXX	XXX	XXX
2.10	All Other	XXX	XXX	XXX		XXX	XXX	XXX	XXX	XXX	XXX	XXX
2.11	Subtotal for Type of Rate Code						XXX	XXX	XXX	XXX	XXX	XXX
3.	Experience for Policies Having Type of Rate Code:											
3.01	Residential Policies Issued Directly					XXX	XXX	XXX	XXX	XXX	XXX	XXX
3.02	Non-residential Policies Issued Directly					XXX	XXX	XXX	XXX	XXX	XXX	XXX
3.03	Subtotal Policies Issued Directly					XXX	XXX	XXX	XXX	XXX	XXX	XXX
3.04	Residential Policies Issued by Non-Affiliated Agents						XXX	XXX	XXX	XXX	XXX	XXX
3.05	Non-residential Policies Issued By Non-Affiliated Agents						XXX	XXX	XXX	XXX	XXX	XXX
3.06	Subtotal Policies Issued By Non-Affiliated Agents						XXX	XXX	XXX	XXX	XXX	XXX
3.07	Residential Policies Issued By Affiliated Agents						XXX	XXX	XXX	XXX	XXX	XXX
3.08	Non-residential Policies Issued By Affiliated Agents						XXX	XXX	XXX	XXX	XXX	XXX
3.09	Subtotal Policies Issued By Affiliated Agents						XXX	XXX	XXX	XXX	XXX	XXX
3.10	All Other	XXX	XXX	XXX		XXX	XXX	XXX	XXX	XXX	XXX	XXX
3.11	Subtotal for Type of Rate Code						XXX	XXX	XXX	XXX	XXX	XXX
4.	Experience for All Types of Rate Codes Combined											
4.01	Residential Policies Issued Directly	10	2	2,540	5,750	XXX	XXX	XXX	XXX	XXX	XXX	XXX
4.02	Non-residential Policies Issued Directly					XXX	XXX	XXX	XXX	XXX	XXX	XXX
4.03	Subtotal Policies Issued Directly	10	2	2,540	5,750			2,531				
4.04	Residential Policies Issued by Non-Affiliated Agents						XXX	XXX	XXX	XXX	XXX	XXX
4.05	Non-residential Policies Issued By Non-Affiliated Agents						XXX	XXX	XXX	XXX	XXX	XXX
4.06	Subtotal Policies Issued By Non-Affiliated Agents						XXX	109				
4.07	Residential Policies Issued By Affiliated Agents						XXX	XXX	XXX	XXX	XXX	XXX
4.08	Non-residential Policies Issued By Affiliated Agents						XXX	XXX	XXX	XXX	XXX	XXX
4.09	Subtotal Policies Issued By Affiliated Agents						XXX					
4.10	All Other						XXX	XXX	XXX	XXX	XXX	XXX
4.11	Subtotal for Type of Rate Codes Combined	10	2	2,540	5,750		XXX	2,640				
5.	Aggregate Write-in for Line 05						289					
6.	Total	10	2	2,540	5,750		289	2,640				
DETAILS OF WRITE-INS												
0501.	State Licensing Fees						238					
0502.	Premium Tax						51					
0503.												
0598.	Summary of remaining write-ins for Line 05 from overflow page											
0599.	Totals (Lines 0501 through 0503 plus 0598) (Line 05 above)						289					

18 KS



51632201445018100

EXHIBIT OF PREMIUMS AND LOSSES
DIRECT BUSINESS IN THE STATE OF KENTUCKY DURING THE YEAR 2014

NAIC Group Code 3483		NAIC Company Code 51632										
Type of Business		1 Number of Policies Issued During The Year	2 Direct Amount of Insurance Written in Millions (\$000,000 Omitted)	3 Direct Premiums Written	4 Other Income on Policies Issued for the Type of Business	5 Amounts Paid to or Retained by Title Agents	6 Taxes Licenses and Fees Incurred	7 Direct Premiums Earned	8 Direct Losses Paid	9 Direct Allocated Loss Adjustment Expenses Paid	10 Direct Losses and Allocated Loss Adjustment Expenses Incurred	11 Direct Known Claim Reserve
1.	Experience for Policies Having Type of Rate Code: R											
1.01	Residential Policies Issued Directly	11	3	5,642	7,463	XXX	XXX	XXX	XXX	XXX	XXX	XXX
1.02	Non-residential Policies Issued Directly					XXX	XXX	XXX	XXX	XXX	XXX	XXX
1.03	Subtotal Policies Issued Directly	11	3	5,642	7,463	XXX	XXX	XXX	XXX	XXX	XXX	XXX
1.04	Residential Policies Issued by Non-Affiliated Agents						XXX	XXX	XXX	XXX	XXX	XXX
1.05	Non-residential Policies Issued By Non-Affiliated Agents						XXX	XXX	XXX	XXX	XXX	XXX
1.06	Subtotal Policies Issued By Non-Affiliated Agents						XXX	XXX	XXX	XXX	XXX	XXX
1.07	Residential Policies Issued By Affiliated Agents						XXX	XXX	XXX	XXX	XXX	XXX
1.08	Non-residential Policies Issued By Affiliated Agents						XXX	XXX	XXX	XXX	XXX	XXX
1.09	Subtotal Policies Issued By Affiliated Agents						XXX	XXX	XXX	XXX	XXX	XXX
1.10	All Other	XXX	XXX	XXX		XXX	XXX	XXX	XXX	XXX	XXX	XXX
1.11	Subtotal for Type of Rate Code	11	3	5,642	7,463		XXX	XXX	XXX	XXX	XXX	XXX
2.	Experience for Policies Having Type of Rate Code:											
2.01	Residential Policies Issued Directly					XXX	XXX	XXX	XXX	XXX	XXX	XXX
2.02	Non-residential Policies Issued Directly					XXX	XXX	XXX	XXX	XXX	XXX	XXX
2.03	Subtotal Policies Issued Directly					XXX	XXX	XXX	XXX	XXX	XXX	XXX
2.04	Residential Policies Issued by Non-Affiliated Agents						XXX	XXX	XXX	XXX	XXX	XXX
2.05	Non-residential Policies Issued By Non-Affiliated Agents						XXX	XXX	XXX	XXX	XXX	XXX
2.06	Subtotal Policies Issued By Non-Affiliated Agents						XXX	XXX	XXX	XXX	XXX	XXX
2.07	Residential Policies Issued By Affiliated Agents						XXX	XXX	XXX	XXX	XXX	XXX
2.08	Non-residential Policies Issued By Affiliated Agents						XXX	XXX	XXX	XXX	XXX	XXX
2.09	Subtotal Policies Issued By Affiliated Agents						XXX	XXX	XXX	XXX	XXX	XXX
2.10	All Other	XXX	XXX	XXX		XXX	XXX	XXX	XXX	XXX	XXX	XXX
2.11	Subtotal for Type of Rate Code						XXX	XXX	XXX	XXX	XXX	XXX
3.	Experience for Policies Having Type of Rate Code:											
3.01	Residential Policies Issued Directly					XXX	XXX	XXX	XXX	XXX	XXX	XXX
3.02	Non-residential Policies Issued Directly					XXX	XXX	XXX	XXX	XXX	XXX	XXX
3.03	Subtotal Policies Issued Directly					XXX	XXX	XXX	XXX	XXX	XXX	XXX
3.04	Residential Policies Issued by Non-Affiliated Agents						XXX	XXX	XXX	XXX	XXX	XXX
3.05	Non-residential Policies Issued By Non-Affiliated Agents						XXX	XXX	XXX	XXX	XXX	XXX
3.06	Subtotal Policies Issued By Non-Affiliated Agents						XXX	XXX	XXX	XXX	XXX	XXX
3.07	Residential Policies Issued By Affiliated Agents						XXX	XXX	XXX	XXX	XXX	XXX
3.08	Non-residential Policies Issued By Affiliated Agents						XXX	XXX	XXX	XXX	XXX	XXX
3.09	Subtotal Policies Issued By Affiliated Agents						XXX	XXX	XXX	XXX	XXX	XXX
3.10	All Other	XXX	XXX	XXX		XXX	XXX	XXX	XXX	XXX	XXX	XXX
3.11	Subtotal for Type of Rate Code						XXX	XXX	XXX	XXX	XXX	XXX
4.	Experience for All Types of Rate Codes Combined											
4.01	Residential Policies Issued Directly	11	3	5,642	7,463	XXX	XXX	XXX	XXX	XXX	XXX	XXX
4.02	Non-residential Policies Issued Directly					XXX	XXX	XXX	XXX	XXX	XXX	XXX
4.03	Subtotal Policies Issued Directly	11	3	5,642	7,463		XXX	5,349				
4.04	Residential Policies Issued by Non-Affiliated Agents						XXX	XXX	XXX	XXX	XXX	XXX
4.05	Non-residential Policies Issued By Non-Affiliated Agents						XXX	XXX	XXX	XXX	XXX	XXX
4.06	Subtotal Policies Issued By Non-Affiliated Agents						XXX	407				
4.07	Residential Policies Issued By Affiliated Agents						XXX	XXX	XXX	XXX	XXX	XXX
4.08	Non-residential Policies Issued By Affiliated Agents						XXX	XXX	XXX	XXX	XXX	XXX
4.09	Subtotal Policies Issued By Affiliated Agents						XXX					
4.10	All Other						XXX	XXX	XXX	XXX	XXX	XXX
4.11	Subtotal for Type of Rate Codes Combined	11	3	5,642	7,463		XXX	5,756				
5.	Aggregate Write-in for Line 05						418					
6.	Total	11	3	5,642	7,463		418	5,756				
DETAILS OF WRITE-INS												
0501.	State Licensing Fees						305					
0502.	Premium Tax						113					
0503.												
0598.	Summary of remaining write-ins for Line 05 from overflow page											
0599.	Totals (Lines 0501 through 0503 plus 0598) (Line 05 above)						418					



51632201445019100

EXHIBIT OF PREMIUMS AND LOSSES
DIRECT BUSINESS IN THE STATE OF LOUISIANA DURING THE YEAR 2014

NAIC Group Code 3483

NAIC Company Code 51632


Type of Business		1 Number of Policies Issued During The Year	2 Direct Amount of Insurance Written in Millions (\$000,000 Omitted)	3 Direct Premiums Written	4 Other Income on Policies Issued for the Type of Business	5 Amounts Paid to or Retained by Title Agents	6 Taxes Licenses and Fees Incurred	7 Direct Premiums Earned	8 Direct Losses Paid	9 Direct Allocated Loss Adjustment Expenses Paid	10 Direct Losses and Allocated Loss Adjustment Expenses Incurred	11 Direct Known Claim Reserve
1.	Experience for Policies Having Type of Rate Code: R											
1.01	Residential Policies Issued Directly	8	1	4,312	6,240	XXX	XXX	XXX	XXX	XXX	XXX	XXX
1.02	Non-residential Policies Issued Directly					XXX	XXX	XXX	XXX	XXX	XXX	XXX
1.03	Subtotal Policies Issued Directly	8	1	4,312	6,240	XXX	XXX	XXX	XXX	XXX	XXX	XXX
1.04	Residential Policies Issued by Non-Affiliated Agents					XXX	XXX	XXX	XXX	XXX	XXX	XXX
1.05	Non-residential Policies Issued By Non-Affiliated Agents					XXX	XXX	XXX	XXX	XXX	XXX	XXX
1.06	Subtotal Policies Issued By Non-Affiliated Agents					XXX	XXX	XXX	XXX	XXX	XXX	XXX
1.07	Residential Policies Issued By Affiliated Agents					XXX	XXX	XXX	XXX	XXX	XXX	XXX
1.08	Non-residential Policies Issued By Affiliated Agents					XXX	XXX	XXX	XXX	XXX	XXX	XXX
1.09	Subtotal Policies Issued By Affiliated Agents					XXX	XXX	XXX	XXX	XXX	XXX	XXX
1.10	All Other	XXX	XXX	XXX		XXX	XXX	XXX	XXX	XXX	XXX	XXX
1.11	Subtotal for Type of Rate Code	8	1	4,312	6,240	XXX	XXX	XXX	XXX	XXX	XXX	XXX
2.	Experience for Policies Having Type of Rate Code:											
2.01	Residential Policies Issued Directly					XXX	XXX	XXX	XXX	XXX	XXX	XXX
2.02	Non-residential Policies Issued Directly					XXX	XXX	XXX	XXX	XXX	XXX	XXX
2.03	Subtotal Policies Issued Directly					XXX	XXX	XXX	XXX	XXX	XXX	XXX
2.04	Residential Policies Issued by Non-Affiliated Agents					XXX	XXX	XXX	XXX	XXX	XXX	XXX
2.05	Non-residential Policies Issued By Non-Affiliated Agents					XXX	XXX	XXX	XXX	XXX	XXX	XXX
2.06	Subtotal Policies Issued By Non-Affiliated Agents					XXX	XXX	XXX	XXX	XXX	XXX	XXX
2.07	Residential Policies Issued By Affiliated Agents					XXX	XXX	XXX	XXX	XXX	XXX	XXX
2.08	Non-residential Policies Issued By Affiliated Agents					XXX	XXX	XXX	XXX	XXX	XXX	XXX
2.09	Subtotal Policies Issued By Affiliated Agents					XXX	XXX	XXX	XXX	XXX	XXX	XXX
2.10	All Other	XXX	XXX	XXX		XXX	XXX	XXX	XXX	XXX	XXX	XXX
2.11	Subtotal for Type of Rate Code					XXX	XXX	XXX	XXX	XXX	XXX	XXX
3.	Experience for Policies Having Type of Rate Code:											
3.01	Residential Policies Issued Directly					XXX	XXX	XXX	XXX	XXX	XXX	XXX
3.02	Non-residential Policies Issued Directly					XXX	XXX	XXX	XXX	XXX	XXX	XXX
3.03	Subtotal Policies Issued Directly					XXX	XXX	XXX	XXX	XXX	XXX	XXX
3.04	Residential Policies Issued by Non-Affiliated Agents					XXX	XXX	XXX	XXX	XXX	XXX	XXX
3.05	Non-residential Policies Issued By Non-Affiliated Agents					XXX	XXX	XXX	XXX	XXX	XXX	XXX
3.06	Subtotal Policies Issued By Non-Affiliated Agents					XXX	XXX	XXX	XXX	XXX	XXX	XXX
3.07	Residential Policies Issued By Affiliated Agents					XXX	XXX	XXX	XXX	XXX	XXX	XXX
3.08	Non-residential Policies Issued By Affiliated Agents					XXX	XXX	XXX	XXX	XXX	XXX	XXX
3.09	Subtotal Policies Issued By Affiliated Agents					XXX	XXX	XXX	XXX	XXX	XXX	XXX
3.10	All Other	XXX	XXX	XXX		XXX	XXX	XXX	XXX	XXX	XXX	XXX
3.11	Subtotal for Type of Rate Code					XXX	XXX	XXX	XXX	XXX	XXX	XXX
4.	Experience for All Types of Rate Codes Combined											
4.01	Residential Policies Issued Directly	8	1	4,312	6,240	XXX	XXX	XXX	XXX	XXX	XXX	XXX
4.02	Non-residential Policies Issued Directly					XXX	XXX	XXX	XXX	XXX	XXX	XXX
4.03	Subtotal Policies Issued Directly	8	1	4,312	6,240	XXX	XXX	4,017				
4.04	Residential Policies Issued by Non-Affiliated Agents					XXX	XXX	XXX	XXX	XXX	XXX	XXX
4.05	Non-residential Policies Issued By Non-Affiliated Agents					XXX	XXX	XXX	XXX	XXX	XXX	XXX
4.06	Subtotal Policies Issued By Non-Affiliated Agents					XXX	XXX	543				
4.07	Residential Policies Issued By Affiliated Agents					XXX	XXX	XXX	XXX	XXX	XXX	XXX
4.08	Non-residential Policies Issued By Affiliated Agents					XXX	XXX	XXX	XXX	XXX	XXX	XXX
4.09	Subtotal Policies Issued By Affiliated Agents					XXX	XXX					
4.10	All Other					XXX	XXX	XXX	XXX	XXX	XXX	XXX
4.11	Subtotal for Type of Rate Codes Combined	8	1	4,312	6,240	XXX	XXX	4,560				
5.	Aggregate Write-in for Line 05						1,834					
6.	Total	8	1	4,312	6,240		1,834	4,560				
DETAILS OF WRITE-INS												
0501.	State Licensing Fees						882					
0502.	Premium Tax						952					
0503.												
0598.	Summary of remaining write-ins for Line 05 from overflow page											
0599.	Totals (Lines 0501 through 0503 plus 0598) (Line 05 above)						1,834					



51632201445021100

EXHIBIT OF PREMIUMS AND LOSSES
DIRECT BUSINESS IN THE STATE OF MARYLAND DURING THE YEAR 2014

NAIC Group Code		3483		NAIC Company Code									51632	
Type of Business		1 Number of Policies Issued During The Year	2 Direct Amount of Insurance Written in Millions (\$000,000 Omitted)	3 Direct Premiums Written	4 Other Income on Policies Issued for the Type of Business	5 Amounts Paid to or Retained by Title Agents	6 Taxes Licenses and Fees Incurred	7 Direct Premiums Earned	8 Direct Losses Paid	9 Direct Allocated Loss Adjustment Expenses Paid	10 Direct Losses and Allocated Loss Adjustment Expenses Incurred	11 Direct Known Claim Reserve		
1.	Experience for Policies Having Type of Rate Code: R													
1.01	Residential Policies Issued Directly	270	80	134,159	183,633	X X X	X X X	X X X	X X X	X X X	X X X	X X X		
1.02	Non-residential Policies Issued Directly					X X X	X X X	X X X	X X X	X X X	X X X	X X X		
1.03	Subtotal Policies Issued Directly	270	80	134,159	183,633	X X X	X X X	X X X	X X X	X X X	X X X	X X X		
1.04	Residential Policies Issued by Non-Affiliated Agents						X X X	X X X	X X X	X X X	X X X	X X X		
1.05	Non-residential Policies Issued By Non-Affiliated Agents						X X X	X X X	X X X	X X X	X X X	X X X		
1.06	Subtotal Policies Issued By Non-Affiliated Agents						X X X	X X X	X X X	X X X	X X X	X X X		
1.07	Residential Policies Issued By Affiliated Agents						X X X	X X X	X X X	X X X	X X X	X X X		
1.08	Non-residential Policies Issued By Affiliated Agents						X X X	X X X	X X X	X X X	X X X	X X X		
1.09	Subtotal Policies Issued By Affiliated Agents						X X X	X X X	X X X	X X X	X X X	X X X		
1.10	All Other	X X X	X X X	X X X		X X X	X X X	X X X	X X X	X X X	X X X	X X X		
1.11	Subtotal for Type of Rate Code	270	80	134,159	183,633		X X X	X X X	X X X	X X X	X X X	X X X		
2.	Experience for Policies Having Type of Rate Code:													
2.01	Residential Policies Issued Directly					X X X	X X X	X X X	X X X	X X X	X X X	X X X		
2.02	Non-residential Policies Issued Directly					X X X	X X X	X X X	X X X	X X X	X X X	X X X		
2.03	Subtotal Policies Issued Directly					X X X	X X X	X X X	X X X	X X X	X X X	X X X		
2.04	Residential Policies Issued by Non-Affiliated Agents						X X X	X X X	X X X	X X X	X X X	X X X		
2.05	Non-residential Policies Issued By Non-Affiliated Agents						X X X	X X X	X X X	X X X	X X X	X X X		
2.06	Subtotal Policies Issued By Non-Affiliated Agents						X X X	X X X	X X X	X X X	X X X	X X X		
2.07	Residential Policies Issued By Affiliated Agents						X X X	X X X	X X X	X X X	X X X	X X X		
2.08	Non-residential Policies Issued By Affiliated Agents						X X X	X X X	X X X	X X X	X X X	X X X		
2.09	Subtotal Policies Issued By Affiliated Agents						X X X	X X X	X X X	X X X	X X X	X X X		
2.10	All Other	X X X	X X X	X X X		X X X	X X X	X X X	X X X	X X X	X X X	X X X		
2.11	Subtotal for Type of Rate Code						X X X	X X X	X X X	X X X	X X X	X X X		
3.	Experience for Policies Having Type of Rate Code:													
3.01	Residential Policies Issued Directly					X X X	X X X	X X X	X X X	X X X	X X X	X X X		
3.02	Non-residential Policies Issued Directly					X X X	X X X	X X X	X X X	X X X	X X X	X X X		
3.03	Subtotal Policies Issued Directly					X X X	X X X	X X X	X X X	X X X	X X X	X X X		
3.04	Residential Policies Issued by Non-Affiliated Agents						X X X	X X X	X X X	X X X	X X X	X X X		
3.05	Non-residential Policies Issued By Non-Affiliated Agents						X X X	X X X	X X X	X X X	X X X	X X X		
3.06	Subtotal Policies Issued By Non-Affiliated Agents						X X X	X X X	X X X	X X X	X X X	X X X		
3.07	Residential Policies Issued By Affiliated Agents						X X X	X X X	X X X	X X X	X X X	X X X		
3.08	Non-residential Policies Issued By Affiliated Agents						X X X	X X X	X X X	X X X	X X X	X X X		
3.09	Subtotal Policies Issued By Affiliated Agents						X X X	X X X	X X X	X X X	X X X	X X X		
3.10	All Other	X X X	X X X	X X X		X X X	X X X	X X X	X X X	X X X	X X X	X X X		
3.11	Subtotal for Type of Rate Code						X X X	X X X	X X X	X X X	X X X	X X X		
4.	Experience for All Types of Rate Codes Combined													
4.01	Residential Policies Issued Directly	270	80	134,159	183,633	X X X	X X X	X X X	X X X	X X X	X X X	X X X		
4.02	Non-residential Policies Issued Directly					X X X	X X X	X X X	X X X	X X X	X X X	X X X		
4.03	Subtotal Policies Issued Directly	270	80	134,159	183,633		X X X	141,526		1,183	1,183			
4.04	Residential Policies Issued by Non-Affiliated Agents						X X X	X X X	X X X	X X X	X X X	X X X		
4.05	Non-residential Policies Issued By Non-Affiliated Agents						X X X	X X X	X X X	X X X	X X X	X X X		
4.06	Subtotal Policies Issued By Non-Affiliated Agents						X X X	847						
4.07	Residential Policies Issued By Affiliated Agents						X X X	X X X	X X X	X X X	X X X	X X X		
4.08	Non-residential Policies Issued By Affiliated Agents						X X X	X X X	X X X	X X X	X X X	X X X		
4.09	Subtotal Policies Issued By Affiliated Agents						X X X							
4.10	All Other						X X X	X X X	X X X	X X X	X X X	X X X		
4.11	Subtotal for Type of Rate Codes Combined	270	80	134,159	183,633		X X X	142,373		1,183	1,183			
5.	Aggregate Write-in for Line 05						4,208							
6.	Total	270	80	134,159	183,633		4,208	142,373		1,183	1,183			
DETAILS OF WRITE-INS														
0501.	State Licensing Fees						1,925							
0502.	Premium Tax						2,283							
0503.														
0598.	Summary of remaining write-ins for Line 05 from overflow page													
0599.	Totals (Lines 0501 through 0503 plus 0598) (Line 05 above)						4,208							




51632201445022100

EXHIBIT OF PREMIUMS AND LOSSES
DIRECT BUSINESS IN THE STATE OF MASSACHUSETTS DURING THE YEAR 2014

NAIC Group Code 3483

NAIC Company Code 51632

Type of Business		1 Number of Policies Issued During The Year	2 Direct Amount of Insurance Written in Millions (\$000,000 Omitted)	3 Direct Premiums Written	4 Other Income on Policies Issued for the Type of Business	5 Amounts Paid to or Retained by Title Agents	6 Taxes Licenses and Fees Incurred	7 Direct Premiums Earned	8 Direct Losses Paid	9 Direct Allocated Loss Adjustment Expenses Paid	10 Direct Losses and Allocated Loss Adjustment Expenses Incurred	11 Direct Known Claim Reserve
1.	Experience for Policies Having Type of Rate Code: R											
1.01	Residential Policies Issued Directly	27	13	20,837	8,730	XXX	XXX	XXX	XXX	XXX	XXX	XXX
1.02	Non-residential Policies Issued Directly					XXX	XXX	XXX	XXX	XXX	XXX	XXX
1.03	Subtotal Policies Issued Directly	27	13	20,837	8,730	XXX	XXX	XXX	XXX	XXX	XXX	XXX
1.04	Residential Policies Issued by Non-Affiliated Agents						XXX	XXX	XXX	XXX	XXX	XXX
1.05	Non-residential Policies Issued By Non-Affiliated Agents						XXX	XXX	XXX	XXX	XXX	XXX
1.06	Subtotal Policies Issued By Non-Affiliated Agents						XXX	XXX	XXX	XXX	XXX	XXX
1.07	Residential Policies Issued By Affiliated Agents						XXX	XXX	XXX	XXX	XXX	XXX
1.08	Non-residential Policies Issued By Affiliated Agents						XXX	XXX	XXX	XXX	XXX	XXX
1.09	Subtotal Policies Issued By Affiliated Agents						XXX	XXX	XXX	XXX	XXX	XXX
1.10	All Other	XXX	XXX	XXX		XXX	XXX	XXX	XXX	XXX	XXX	XXX
1.11	Subtotal for Type of Rate Code	27	13	20,837	8,730		XXX	XXX	XXX	XXX	XXX	XXX
2.	Experience for Policies Having Type of Rate Code:											
2.01	Residential Policies Issued Directly					XXX	XXX	XXX	XXX	XXX	XXX	XXX
2.02	Non-residential Policies Issued Directly					XXX	XXX	XXX	XXX	XXX	XXX	XXX
2.03	Subtotal Policies Issued Directly					XXX	XXX	XXX	XXX	XXX	XXX	XXX
2.04	Residential Policies Issued by Non-Affiliated Agents						XXX	XXX	XXX	XXX	XXX	XXX
2.05	Non-residential Policies Issued By Non-Affiliated Agents						XXX	XXX	XXX	XXX	XXX	XXX
2.06	Subtotal Policies Issued By Non-Affiliated Agents						XXX	XXX	XXX	XXX	XXX	XXX
2.07	Residential Policies Issued By Affiliated Agents						XXX	XXX	XXX	XXX	XXX	XXX
2.08	Non-residential Policies Issued By Affiliated Agents						XXX	XXX	XXX	XXX	XXX	XXX
2.09	Subtotal Policies Issued By Affiliated Agents						XXX	XXX	XXX	XXX	XXX	XXX
2.10	All Other	XXX	XXX	XXX		XXX	XXX	XXX	XXX	XXX	XXX	XXX
2.11	Subtotal for Type of Rate Code						XXX	XXX	XXX	XXX	XXX	XXX
3.	Experience for Policies Having Type of Rate Code:											
3.01	Residential Policies Issued Directly					XXX	XXX	XXX	XXX	XXX	XXX	XXX
3.02	Non-residential Policies Issued Directly					XXX	XXX	XXX	XXX	XXX	XXX	XXX
3.03	Subtotal Policies Issued Directly					XXX	XXX	XXX	XXX	XXX	XXX	XXX
3.04	Residential Policies Issued by Non-Affiliated Agents						XXX	XXX	XXX	XXX	XXX	XXX
3.05	Non-residential Policies Issued By Non-Affiliated Agents						XXX	XXX	XXX	XXX	XXX	XXX
3.06	Subtotal Policies Issued By Non-Affiliated Agents						XXX	XXX	XXX	XXX	XXX	XXX
3.07	Residential Policies Issued By Affiliated Agents						XXX	XXX	XXX	XXX	XXX	XXX
3.08	Non-residential Policies Issued By Affiliated Agents						XXX	XXX	XXX	XXX	XXX	XXX
3.09	Subtotal Policies Issued By Affiliated Agents						XXX	XXX	XXX	XXX	XXX	XXX
3.10	All Other	XXX	XXX	XXX		XXX	XXX	XXX	XXX	XXX	XXX	XXX
3.11	Subtotal for Type of Rate Code						XXX	XXX	XXX	XXX	XXX	XXX
4.	Experience for All Types of Rate Codes Combined											
4.01	Residential Policies Issued Directly	27	13	20,837	8,730	XXX	XXX	XXX	XXX	XXX	XXX	XXX
4.02	Non-residential Policies Issued Directly					XXX	XXX	XXX	XXX	XXX	XXX	XXX
4.03	Subtotal Policies Issued Directly	27	13	20,837	8,730		XXX	20,837		5,994	5,994	
4.04	Residential Policies Issued by Non-Affiliated Agents						XXX	XXX	XXX	XXX	XXX	XXX
4.05	Non-residential Policies Issued By Non-Affiliated Agents						XXX	XXX	XXX	XXX	XXX	XXX
4.06	Subtotal Policies Issued By Non-Affiliated Agents						XXX	315				
4.07	Residential Policies Issued By Affiliated Agents						XXX	XXX	XXX	XXX	XXX	XXX
4.08	Non-residential Policies Issued By Affiliated Agents						XXX	XXX	XXX	XXX	XXX	XXX
4.09	Subtotal Policies Issued By Affiliated Agents						XXX					
4.10	All Other						XXX	XXX	XXX	XXX	XXX	XXX
4.11	Subtotal for Type of Rate Codes Combined	27	13	20,837	8,730		XXX	21,152		5,994	5,994	
5.	Aggregate Write-in for Line 05						17,262					
6.	Total	27	13	20,837	8,730		17,262	21,152		5,994	5,994	
DETAILS OF WRITE-INS												
0501.	State Licensing Fees						13,481					
0502.	Premium Tax						475					
0503.	Franchise Tax						3,306					
0598.	Summary of remaining write-ins for Line 05 from overflow page											
0599.	Totals (Lines 0501 through 0503 plus 0598) (Line 05 above)						17,262					



51632201445024100

EXHIBIT OF PREMIUMS AND LOSSES
DIRECT BUSINESS IN THE STATE OF MINNESOTA DURING THE YEAR 2014

NAIC Group Code		3483		NAIC Company Code									51632	
Type of Business		1 Number of Policies Issued During The Year	2 Direct Amount of Insurance Written in Millions (\$000,000 Omitted)	3 Direct Premiums Written	4 Other Income on Policies Issued for the Type of Business	5 Amounts Paid to or Retained by Title Agents	6 Taxes Licenses and Fees Incurred	7 Direct Premiums Earned	8 Direct Losses Paid	9 Direct Allocated Loss Adjustment Expenses Paid	10 Direct Losses and Allocated Loss Adjustment Expenses Incurred	11 Direct Known Claim Reserve		
1.	Experience for Policies Having Type of Rate Code: R													
1.01	Residential Policies Issued Directly	176	37	66,400	104,035	X X X	X X X	X X X	X X X	X X X	X X X	X X X		
1.02	Non-residential Policies Issued Directly					X X X	X X X	X X X	X X X	X X X	X X X	X X X		
1.03	Subtotal Policies Issued Directly	176	37	66,400	104,035	X X X	X X X	X X X	X X X	X X X	X X X	X X X		
1.04	Residential Policies Issued by Non-Affiliated Agents						X X X	X X X	X X X	X X X	X X X	X X X		
1.05	Non-residential Policies Issued By Non-Affiliated Agents						X X X	X X X	X X X	X X X	X X X	X X X		
1.06	Subtotal Policies Issued By Non-Affiliated Agents						X X X	X X X	X X X	X X X	X X X	X X X		
1.07	Residential Policies Issued By Affiliated Agents						X X X	X X X	X X X	X X X	X X X	X X X		
1.08	Non-residential Policies Issued By Affiliated Agents						X X X	X X X	X X X	X X X	X X X	X X X		
1.09	Subtotal Policies Issued By Affiliated Agents						X X X	X X X	X X X	X X X	X X X	X X X		
1.10	All Other	X X X	X X X	X X X		X X X	X X X	X X X	X X X	X X X	X X X	X X X		
1.11	Subtotal for Type of Rate Code	176	37	66,400	104,035		X X X	X X X	X X X	X X X	X X X	X X X		
2.	Experience for Policies Having Type of Rate Code:													
2.01	Residential Policies Issued Directly					X X X	X X X	X X X	X X X	X X X	X X X	X X X		
2.02	Non-residential Policies Issued Directly					X X X	X X X	X X X	X X X	X X X	X X X	X X X		
2.03	Subtotal Policies Issued Directly					X X X	X X X	X X X	X X X	X X X	X X X	X X X		
2.04	Residential Policies Issued by Non-Affiliated Agents						X X X	X X X	X X X	X X X	X X X	X X X		
2.05	Non-residential Policies Issued By Non-Affiliated Agents						X X X	X X X	X X X	X X X	X X X	X X X		
2.06	Subtotal Policies Issued By Non-Affiliated Agents						X X X	X X X	X X X	X X X	X X X	X X X		
2.07	Residential Policies Issued By Affiliated Agents						X X X	X X X	X X X	X X X	X X X	X X X		
2.08	Non-residential Policies Issued By Affiliated Agents						X X X	X X X	X X X	X X X	X X X	X X X		
2.09	Subtotal Policies Issued By Affiliated Agents						X X X	X X X	X X X	X X X	X X X	X X X		
2.10	All Other	X X X	X X X	X X X		X X X	X X X	X X X	X X X	X X X	X X X	X X X		
2.11	Subtotal for Type of Rate Code						X X X	X X X	X X X	X X X	X X X	X X X		
3.	Experience for Policies Having Type of Rate Code:													
3.01	Residential Policies Issued Directly					X X X	X X X	X X X	X X X	X X X	X X X	X X X		
3.02	Non-residential Policies Issued Directly					X X X	X X X	X X X	X X X	X X X	X X X	X X X		
3.03	Subtotal Policies Issued Directly					X X X	X X X	X X X	X X X	X X X	X X X	X X X		
3.04	Residential Policies Issued by Non-Affiliated Agents						X X X	X X X	X X X	X X X	X X X	X X X		
3.05	Non-residential Policies Issued By Non-Affiliated Agents						X X X	X X X	X X X	X X X	X X X	X X X		
3.06	Subtotal Policies Issued By Non-Affiliated Agents						X X X	X X X	X X X	X X X	X X X	X X X		
3.07	Residential Policies Issued By Affiliated Agents						X X X	X X X	X X X	X X X	X X X	X X X		
3.08	Non-residential Policies Issued By Affiliated Agents						X X X	X X X	X X X	X X X	X X X	X X X		
3.09	Subtotal Policies Issued By Affiliated Agents						X X X	X X X	X X X	X X X	X X X	X X X		
3.10	All Other	X X X	X X X	X X X		X X X	X X X	X X X	X X X	X X X	X X X	X X X		
3.11	Subtotal for Type of Rate Code						X X X	X X X	X X X	X X X	X X X	X X X		
4.	Experience for All Types of Rate Codes Combined													
4.01	Residential Policies Issued Directly	176	37	66,400	104,035	X X X	X X X	X X X	X X X	X X X	X X X	X X X		
4.02	Non-residential Policies Issued Directly					X X X	X X X	X X X	X X X	X X X	X X X	X X X		
4.03	Subtotal Policies Issued Directly	176	37	66,400	104,035		X X X	54,066						
4.04	Residential Policies Issued by Non-Affiliated Agents						X X X	X X X	X X X	X X X	X X X	X X X		
4.05	Non-residential Policies Issued By Non-Affiliated Agents						X X X	X X X	X X X	X X X	X X X	X X X		
4.06	Subtotal Policies Issued By Non-Affiliated Agents						X X X	1,198		1,221	1,221			
4.07	Residential Policies Issued By Affiliated Agents						X X X	X X X	X X X	X X X	X X X	X X X		
4.08	Non-residential Policies Issued By Affiliated Agents						X X X	X X X	X X X	X X X	X X X	X X X		
4.09	Subtotal Policies Issued By Affiliated Agents						X X X							
4.10	All Other						X X X	X X X	X X X	X X X	X X X	X X X		
4.11	Subtotal for Type of Rate Codes Combined	176	37	66,400	104,035		X X X	55,264		1,221	1,221			
5.	Aggregate Write-in for Line 05						3,285							
6.	Total	176	37	66,400	104,035		3,285	55,264		1,221	1,221			
DETAILS OF WRITE-INS														
0501.	State Licensing Fees						1,907							
0502.	Premium Tax						1,378							
0503.														
0598.	Summary of remaining write-ins for Line 05 from overflow page													
0599.	Totals (Lines 0501 through 0503 plus 0598) (Line 05 above)						3,285							



51632201445025100

EXHIBIT OF PREMIUMS AND LOSSES
DIRECT BUSINESS IN THE STATE OF MISSISSIPPI DURING THE YEAR 2014

NAIC Group Code 3483

NAIC Company Code 51632

Type of Business		1 Number of Policies Issued During The Year	2 Direct Amount of Insurance Written in Millions (\$000,000 Omitted)	3 Direct Premiums Written	4 Other Income on Policies Issued for the Type of Business	5 Amounts Paid to or Retained by Title Agents	6 Taxes Licenses and Fees Incurred	7 Direct Premiums Earned	8 Direct Losses Paid	9 Direct Allocated Loss Adjustment Expenses Paid	10 Direct Losses and Allocated Loss Adjustment Expenses Incurred	11 Direct Known Claim Reserve
1.	Experience for Policies Having Type of Rate Code: R											
1.01	Residential Policies Issued Directly	5	1	2,044	3,470	XXX	XXX	XXX	XXX	XXX	XXX	XXX
1.02	Non-residential Policies Issued Directly					XXX	XXX	XXX	XXX	XXX	XXX	XXX
1.03	Subtotal Policies Issued Directly	5	1	2,044	3,470	XXX	XXX	XXX	XXX	XXX	XXX	XXX
1.04	Residential Policies Issued by Non-Affiliated Agents						XXX	XXX	XXX	XXX	XXX	XXX
1.05	Non-residential Policies Issued By Non-Affiliated Agents						XXX	XXX	XXX	XXX	XXX	XXX
1.06	Subtotal Policies Issued By Non-Affiliated Agents						XXX	XXX	XXX	XXX	XXX	XXX
1.07	Residential Policies Issued By Affiliated Agents						XXX	XXX	XXX	XXX	XXX	XXX
1.08	Non-residential Policies Issued By Affiliated Agents						XXX	XXX	XXX	XXX	XXX	XXX
1.09	Subtotal Policies Issued By Affiliated Agents						XXX	XXX	XXX	XXX	XXX	XXX
1.10	All Other	XXX	XXX	XXX		XXX	XXX	XXX	XXX	XXX	XXX	XXX
1.11	Subtotal for Type of Rate Code	5	1	2,044	3,470		XXX	XXX	XXX	XXX	XXX	XXX
2.	Experience for Policies Having Type of Rate Code:											
2.01	Residential Policies Issued Directly					XXX	XXX	XXX	XXX	XXX	XXX	XXX
2.02	Non-residential Policies Issued Directly					XXX	XXX	XXX	XXX	XXX	XXX	XXX
2.03	Subtotal Policies Issued Directly					XXX	XXX	XXX	XXX	XXX	XXX	XXX
2.04	Residential Policies Issued by Non-Affiliated Agents						XXX	XXX	XXX	XXX	XXX	XXX
2.05	Non-residential Policies Issued By Non-Affiliated Agents						XXX	XXX	XXX	XXX	XXX	XXX
2.06	Subtotal Policies Issued By Non-Affiliated Agents						XXX	XXX	XXX	XXX	XXX	XXX
2.07	Residential Policies Issued By Affiliated Agents						XXX	XXX	XXX	XXX	XXX	XXX
2.08	Non-residential Policies Issued By Affiliated Agents						XXX	XXX	XXX	XXX	XXX	XXX
2.09	Subtotal Policies Issued By Affiliated Agents						XXX	XXX	XXX	XXX	XXX	XXX
2.10	All Other	XXX	XXX	XXX		XXX	XXX	XXX	XXX	XXX	XXX	XXX
2.11	Subtotal for Type of Rate Code						XXX	XXX	XXX	XXX	XXX	XXX
3.	Experience for Policies Having Type of Rate Code:											
3.01	Residential Policies Issued Directly					XXX	XXX	XXX	XXX	XXX	XXX	XXX
3.02	Non-residential Policies Issued Directly					XXX	XXX	XXX	XXX	XXX	XXX	XXX
3.03	Subtotal Policies Issued Directly					XXX	XXX	XXX	XXX	XXX	XXX	XXX
3.04	Residential Policies Issued by Non-Affiliated Agents						XXX	XXX	XXX	XXX	XXX	XXX
3.05	Non-residential Policies Issued By Non-Affiliated Agents						XXX	XXX	XXX	XXX	XXX	XXX
3.06	Subtotal Policies Issued By Non-Affiliated Agents						XXX	XXX	XXX	XXX	XXX	XXX
3.07	Residential Policies Issued By Affiliated Agents						XXX	XXX	XXX	XXX	XXX	XXX
3.08	Non-residential Policies Issued By Affiliated Agents						XXX	XXX	XXX	XXX	XXX	XXX
3.09	Subtotal Policies Issued By Affiliated Agents						XXX	XXX	XXX	XXX	XXX	XXX
3.10	All Other	XXX	XXX	XXX		XXX	XXX	XXX	XXX	XXX	XXX	XXX
3.11	Subtotal for Type of Rate Code						XXX	XXX	XXX	XXX	XXX	XXX
4.	Experience for All Types of Rate Codes Combined											
4.01	Residential Policies Issued Directly	5	1	2,044	3,470	XXX	XXX	XXX	XXX	XXX	XXX	XXX
4.02	Non-residential Policies Issued Directly					XXX	XXX	XXX	XXX	XXX	XXX	XXX
4.03	Subtotal Policies Issued Directly	5	1	2,044	3,470		XXX	1,819				
4.04	Residential Policies Issued by Non-Affiliated Agents						XXX	XXX	XXX	XXX	XXX	XXX
4.05	Non-residential Policies Issued By Non-Affiliated Agents						XXX	XXX	XXX	XXX	XXX	XXX
4.06	Subtotal Policies Issued By Non-Affiliated Agents						XXX					
4.07	Residential Policies Issued By Affiliated Agents						XXX	XXX	XXX	XXX	XXX	XXX
4.08	Non-residential Policies Issued By Affiliated Agents						XXX	XXX	XXX	XXX	XXX	XXX
4.09	Subtotal Policies Issued By Affiliated Agents						XXX					
4.10	All Other						XXX	XXX	XXX	XXX	XXX	XXX
4.11	Subtotal for Type of Rate Codes Combined	5	1	2,044	3,470		XXX	1,819				
5.	Aggregate Write-in for Line 05						1,481					
6.	Total	5	1	2,044	3,470		1,481	1,819				
DETAILS OF WRITE-INS												
0501.	State Licensing Fees						1,391					
0502.	Premium Tax						61					
0503.	Franchise Tax						29					
0598.	Summary of remaining write-ins for Line 05 from overflow page											
0599.	Totals (Lines 0501 through 0503 plus 0598) (Line 05 above)						1,481					

18 MS



51632201445026100

EXHIBIT OF PREMIUMS AND LOSSES
DIRECT BUSINESS IN THE STATE OF MISSOURI DURING THE YEAR 2014

NAIC Group Code 3483

NAIC Company Code 51632

Type of Business		1 Number of Policies Issued During The Year	2 Direct Amount of Insurance Written in Millions (\$000,000 Omitted)	3 Direct Premiums Written	4 Other Income on Policies Issued for the Type of Business	5 Amounts Paid to or Retained by Title Agents	6 Taxes Licenses and Fees Incurred	7 Direct Premiums Earned	8 Direct Losses Paid	9 Direct Allocated Loss Adjustment Expenses Paid	10 Direct Losses and Allocated Loss Adjustment Expenses Incurred	11 Direct Known Claim Reserve
1.	Experience for Policies Having Type of Rate Code: R											
1.01	Residential Policies Issued Directly	14	2	2,235	8,470	XXX	XXX	XXX	XXX	XXX	XXX	XXX
1.02	Non-residential Policies Issued Directly					XXX	XXX	XXX	XXX	XXX	XXX	XXX
1.03	Subtotal Policies Issued Directly	14	2	2,235	8,470	XXX	XXX	XXX	XXX	XXX	XXX	XXX
1.04	Residential Policies Issued by Non-Affiliated Agents						XXX	XXX	XXX	XXX	XXX	XXX
1.05	Non-residential Policies Issued By Non-Affiliated Agents						XXX	XXX	XXX	XXX	XXX	XXX
1.06	Subtotal Policies Issued By Non-Affiliated Agents						XXX	XXX	XXX	XXX	XXX	XXX
1.07	Residential Policies Issued By Affiliated Agents						XXX	XXX	XXX	XXX	XXX	XXX
1.08	Non-residential Policies Issued By Affiliated Agents						XXX	XXX	XXX	XXX	XXX	XXX
1.09	Subtotal Policies Issued By Affiliated Agents						XXX	XXX	XXX	XXX	XXX	XXX
1.10	All Other	XXX	XXX	XXX		XXX	XXX	XXX	XXX	XXX	XXX	XXX
1.11	Subtotal for Type of Rate Code	14	2	2,235	8,470	XXX	XXX	XXX	XXX	XXX	XXX	XXX
2.	Experience for Policies Having Type of Rate Code:											
2.01	Residential Policies Issued Directly					XXX	XXX	XXX	XXX	XXX	XXX	XXX
2.02	Non-residential Policies Issued Directly					XXX	XXX	XXX	XXX	XXX	XXX	XXX
2.03	Subtotal Policies Issued Directly					XXX	XXX	XXX	XXX	XXX	XXX	XXX
2.04	Residential Policies Issued by Non-Affiliated Agents						XXX	XXX	XXX	XXX	XXX	XXX
2.05	Non-residential Policies Issued By Non-Affiliated Agents						XXX	XXX	XXX	XXX	XXX	XXX
2.06	Subtotal Policies Issued By Non-Affiliated Agents						XXX	XXX	XXX	XXX	XXX	XXX
2.07	Residential Policies Issued By Affiliated Agents						XXX	XXX	XXX	XXX	XXX	XXX
2.08	Non-residential Policies Issued By Affiliated Agents						XXX	XXX	XXX	XXX	XXX	XXX
2.09	Subtotal Policies Issued By Affiliated Agents						XXX	XXX	XXX	XXX	XXX	XXX
2.10	All Other	XXX	XXX	XXX		XXX	XXX	XXX	XXX	XXX	XXX	XXX
2.11	Subtotal for Type of Rate Code						XXX	XXX	XXX	XXX	XXX	XXX
3.	Experience for Policies Having Type of Rate Code:											
3.01	Residential Policies Issued Directly					XXX	XXX	XXX	XXX	XXX	XXX	XXX
3.02	Non-residential Policies Issued Directly					XXX	XXX	XXX	XXX	XXX	XXX	XXX
3.03	Subtotal Policies Issued Directly					XXX	XXX	XXX	XXX	XXX	XXX	XXX
3.04	Residential Policies Issued by Non-Affiliated Agents						XXX	XXX	XXX	XXX	XXX	XXX
3.05	Non-residential Policies Issued By Non-Affiliated Agents						XXX	XXX	XXX	XXX	XXX	XXX
3.06	Subtotal Policies Issued By Non-Affiliated Agents						XXX	XXX	XXX	XXX	XXX	XXX
3.07	Residential Policies Issued By Affiliated Agents						XXX	XXX	XXX	XXX	XXX	XXX
3.08	Non-residential Policies Issued By Affiliated Agents						XXX	XXX	XXX	XXX	XXX	XXX
3.09	Subtotal Policies Issued By Affiliated Agents						XXX	XXX	XXX	XXX	XXX	XXX
3.10	All Other	XXX	XXX	XXX		XXX	XXX	XXX	XXX	XXX	XXX	XXX
3.11	Subtotal for Type of Rate Code						XXX	XXX	XXX	XXX	XXX	XXX
4.	Experience for All Types of Rate Codes Combined											
4.01	Residential Policies Issued Directly	14	2	2,235	8,470	XXX	XXX	XXX	XXX	XXX	XXX	XXX
4.02	Non-residential Policies Issued Directly					XXX	XXX	XXX	XXX	XXX	XXX	XXX
4.03	Subtotal Policies Issued Directly	14	2	2,235	8,470		XXX	3,664				
4.04	Residential Policies Issued by Non-Affiliated Agents						XXX	XXX	XXX	XXX	XXX	XXX
4.05	Non-residential Policies Issued By Non-Affiliated Agents						XXX	XXX	XXX	XXX	XXX	XXX
4.06	Subtotal Policies Issued By Non-Affiliated Agents						XXX	3,033		4,683	4,683	
4.07	Residential Policies Issued By Affiliated Agents						XXX	XXX	XXX	XXX	XXX	XXX
4.08	Non-residential Policies Issued By Affiliated Agents						XXX	XXX	XXX	XXX	XXX	XXX
4.09	Subtotal Policies Issued By Affiliated Agents						XXX					
4.10	All Other						XXX	XXX	XXX	XXX	XXX	XXX
4.11	Subtotal for Type of Rate Codes Combined	14	2	2,235	8,470		XXX	6,697		4,683	4,683	
5.	Aggregate Write-in for Line 05						940					
6.	Total	14	2	2,235	8,470			940	6,697	4,683	4,683	
DETAILS OF WRITE-INS												
0501.	State Licensing Fees						895					
0502.	Premium Tax						45					
0503.												
0598.	Summary of remaining write-ins for Line 05 from overflow page											
0599.	Totals (Lines 0501 through 0503 plus 0598) (Line 05 above)						940					



51632201445027100

EXHIBIT OF PREMIUMS AND LOSSES
DIRECT BUSINESS IN THE STATE OF MONTANA DURING THE YEAR 2014

NAIC Group Code 3483

NAIC Company Code 51632

Type of Business		1 Number of Policies Issued During The Year	2 Direct Amount of Insurance Written in Millions (\$000,000 Omitted)	3 Direct Premiums Written	4 Other Income on Policies Issued for the Type of Business	5 Amounts Paid to or Retained by Title Agents	6 Taxes Licenses and Fees Incurred	7 Direct Premiums Earned	8 Direct Losses Paid	9 Direct Allocated Loss Adjustment Expenses Paid	10 Direct Losses and Allocated Loss Adjustment Expenses Incurred	11 Direct Known Claim Reserve
1.	Experience for Policies Having Type of Rate Code: R											
1.01	Residential Policies Issued Directly	10	2	4,589	7,801	XXX	XXX	XXX	XXX	XXX	XXX	XXX
1.02	Non-residential Policies Issued Directly					XXX	XXX	XXX	XXX	XXX	XXX	XXX
1.03	Subtotal Policies Issued Directly	10	2	4,589	7,801	XXX	XXX	XXX	XXX	XXX	XXX	XXX
1.04	Residential Policies Issued by Non-Affiliated Agents						XXX	XXX	XXX	XXX	XXX	XXX
1.05	Non-residential Policies Issued By Non-Affiliated Agents						XXX	XXX	XXX	XXX	XXX	XXX
1.06	Subtotal Policies Issued By Non-Affiliated Agents						XXX	XXX	XXX	XXX	XXX	XXX
1.07	Residential Policies Issued By Affiliated Agents						XXX	XXX	XXX	XXX	XXX	XXX
1.08	Non-residential Policies Issued By Affiliated Agents						XXX	XXX	XXX	XXX	XXX	XXX
1.09	Subtotal Policies Issued By Affiliated Agents						XXX	XXX	XXX	XXX	XXX	XXX
1.10	All Other	XXX	XXX	XXX		XXX	XXX	XXX	XXX	XXX	XXX	XXX
1.11	Subtotal for Type of Rate Code	10	2	4,589	7,801		XXX	XXX	XXX	XXX	XXX	XXX
2.	Experience for Policies Having Type of Rate Code:											
2.01	Residential Policies Issued Directly					XXX	XXX	XXX	XXX	XXX	XXX	XXX
2.02	Non-residential Policies Issued Directly					XXX	XXX	XXX	XXX	XXX	XXX	XXX
2.03	Subtotal Policies Issued Directly					XXX	XXX	XXX	XXX	XXX	XXX	XXX
2.04	Residential Policies Issued by Non-Affiliated Agents						XXX	XXX	XXX	XXX	XXX	XXX
2.05	Non-residential Policies Issued By Non-Affiliated Agents						XXX	XXX	XXX	XXX	XXX	XXX
2.06	Subtotal Policies Issued By Non-Affiliated Agents						XXX	XXX	XXX	XXX	XXX	XXX
2.07	Residential Policies Issued By Affiliated Agents						XXX	XXX	XXX	XXX	XXX	XXX
2.08	Non-residential Policies Issued By Affiliated Agents						XXX	XXX	XXX	XXX	XXX	XXX
2.09	Subtotal Policies Issued By Affiliated Agents						XXX	XXX	XXX	XXX	XXX	XXX
2.10	All Other	XXX	XXX	XXX		XXX	XXX	XXX	XXX	XXX	XXX	XXX
2.11	Subtotal for Type of Rate Code						XXX	XXX	XXX	XXX	XXX	XXX
3.	Experience for Policies Having Type of Rate Code:											
3.01	Residential Policies Issued Directly					XXX	XXX	XXX	XXX	XXX	XXX	XXX
3.02	Non-residential Policies Issued Directly					XXX	XXX	XXX	XXX	XXX	XXX	XXX
3.03	Subtotal Policies Issued Directly					XXX	XXX	XXX	XXX	XXX	XXX	XXX
3.04	Residential Policies Issued by Non-Affiliated Agents						XXX	XXX	XXX	XXX	XXX	XXX
3.05	Non-residential Policies Issued By Non-Affiliated Agents						XXX	XXX	XXX	XXX	XXX	XXX
3.06	Subtotal Policies Issued By Non-Affiliated Agents						XXX	XXX	XXX	XXX	XXX	XXX
3.07	Residential Policies Issued By Affiliated Agents						XXX	XXX	XXX	XXX	XXX	XXX
3.08	Non-residential Policies Issued By Affiliated Agents						XXX	XXX	XXX	XXX	XXX	XXX
3.09	Subtotal Policies Issued By Affiliated Agents						XXX	XXX	XXX	XXX	XXX	XXX
3.10	All Other	XXX	XXX	XXX		XXX	XXX	XXX	XXX	XXX	XXX	XXX
3.11	Subtotal for Type of Rate Code						XXX	XXX	XXX	XXX	XXX	XXX
4.	Experience for All Types of Rate Codes Combined											
4.01	Residential Policies Issued Directly	10	2	4,589	7,801	XXX	XXX	XXX	XXX	XXX	XXX	XXX
4.02	Non-residential Policies Issued Directly					XXX	XXX	XXX	XXX	XXX	XXX	XXX
4.03	Subtotal Policies Issued Directly	10	2	4,589	7,801		XXX	4,140				
4.04	Residential Policies Issued by Non-Affiliated Agents						XXX	XXX	XXX	XXX	XXX	XXX
4.05	Non-residential Policies Issued By Non-Affiliated Agents						XXX	XXX	XXX	XXX	XXX	XXX
4.06	Subtotal Policies Issued By Non-Affiliated Agents						XXX					
4.07	Residential Policies Issued By Affiliated Agents						XXX	XXX	XXX	XXX	XXX	XXX
4.08	Non-residential Policies Issued By Affiliated Agents						XXX	XXX	XXX	XXX	XXX	XXX
4.09	Subtotal Policies Issued By Affiliated Agents						XXX					
4.10	All Other						XXX	XXX	XXX	XXX	XXX	XXX
4.11	Subtotal for Type of Rate Codes Combined	10	2	4,589	7,801		XXX	4,140				
5.	Aggregate Write-in for Line 05						2,025					
6.	Total	10	2	4,589	7,801			4,140				
DETAILS OF WRITE-INS												
0501.	State Licensing Fees						1,899					
0502.	Premium Tax						126					
0503.												
0598.	Summary of remaining write-ins for Line 05 from overflow page											
0599.	Totals (Lines 0501 through 0503 plus 0598) (Line 05 above)						2,025					



51632201445028100

EXHIBIT OF PREMIUMS AND LOSSES
DIRECT BUSINESS IN THE STATE OF NEBRASKA DURING THE YEAR 2014

NAIC Group Code 3483

NAIC Company Code 51632

Type of Business		1 Number of Policies Issued During The Year	2 Direct Amount of Insurance Written in Millions (\$000,000 Omitted)	3 Direct Premiums Written	4 Other Income on Policies Issued for the Type of Business	5 Amounts Paid to or Retained by Title Agents	6 Taxes Licenses and Fees Incurred	7 Direct Premiums Earned	8 Direct Losses Paid	9 Direct Allocated Loss Adjustment Expenses Paid	10 Direct Losses and Allocated Loss Adjustment Expenses Incurred	11 Direct Known Claim Reserve
1.	Experience for Policies Having Type of Rate Code: R											
1.01	Residential Policies Issued Directly	8	1	3,193	3,845	XXX	XXX	XXX	XXX	XXX	XXX	XXX
1.02	Non-residential Policies Issued Directly					XXX	XXX	XXX	XXX	XXX	XXX	XXX
1.03	Subtotal Policies Issued Directly	8	1	3,193	3,845	XXX	XXX	XXX	XXX	XXX	XXX	XXX
1.04	Residential Policies Issued by Non-Affiliated Agents						XXX	XXX	XXX	XXX	XXX	XXX
1.05	Non-residential Policies Issued By Non-Affiliated Agents						XXX	XXX	XXX	XXX	XXX	XXX
1.06	Subtotal Policies Issued By Non-Affiliated Agents						XXX	XXX	XXX	XXX	XXX	XXX
1.07	Residential Policies Issued By Affiliated Agents						XXX	XXX	XXX	XXX	XXX	XXX
1.08	Non-residential Policies Issued By Affiliated Agents						XXX	XXX	XXX	XXX	XXX	XXX
1.09	Subtotal Policies Issued By Affiliated Agents						XXX	XXX	XXX	XXX	XXX	XXX
1.10	All Other	XXX	XXX	XXX		XXX	XXX	XXX	XXX	XXX	XXX	XXX
1.11	Subtotal for Type of Rate Code	8	1	3,193	3,845		XXX	XXX	XXX	XXX	XXX	XXX
2.	Experience for Policies Having Type of Rate Code:											
2.01	Residential Policies Issued Directly					XXX	XXX	XXX	XXX	XXX	XXX	XXX
2.02	Non-residential Policies Issued Directly					XXX	XXX	XXX	XXX	XXX	XXX	XXX
2.03	Subtotal Policies Issued Directly					XXX	XXX	XXX	XXX	XXX	XXX	XXX
2.04	Residential Policies Issued by Non-Affiliated Agents						XXX	XXX	XXX	XXX	XXX	XXX
2.05	Non-residential Policies Issued By Non-Affiliated Agents						XXX	XXX	XXX	XXX	XXX	XXX
2.06	Subtotal Policies Issued By Non-Affiliated Agents						XXX	XXX	XXX	XXX	XXX	XXX
2.07	Residential Policies Issued By Affiliated Agents						XXX	XXX	XXX	XXX	XXX	XXX
2.08	Non-residential Policies Issued By Affiliated Agents						XXX	XXX	XXX	XXX	XXX	XXX
2.09	Subtotal Policies Issued By Affiliated Agents						XXX	XXX	XXX	XXX	XXX	XXX
2.10	All Other	XXX	XXX	XXX		XXX	XXX	XXX	XXX	XXX	XXX	XXX
2.11	Subtotal for Type of Rate Code						XXX	XXX	XXX	XXX	XXX	XXX
3.	Experience for Policies Having Type of Rate Code:											
3.01	Residential Policies Issued Directly					XXX	XXX	XXX	XXX	XXX	XXX	XXX
3.02	Non-residential Policies Issued Directly					XXX	XXX	XXX	XXX	XXX	XXX	XXX
3.03	Subtotal Policies Issued Directly					XXX	XXX	XXX	XXX	XXX	XXX	XXX
3.04	Residential Policies Issued by Non-Affiliated Agents						XXX	XXX	XXX	XXX	XXX	XXX
3.05	Non-residential Policies Issued By Non-Affiliated Agents						XXX	XXX	XXX	XXX	XXX	XXX
3.06	Subtotal Policies Issued By Non-Affiliated Agents						XXX	XXX	XXX	XXX	XXX	XXX
3.07	Residential Policies Issued By Affiliated Agents						XXX	XXX	XXX	XXX	XXX	XXX
3.08	Non-residential Policies Issued By Affiliated Agents						XXX	XXX	XXX	XXX	XXX	XXX
3.09	Subtotal Policies Issued By Affiliated Agents						XXX	XXX	XXX	XXX	XXX	XXX
3.10	All Other	XXX	XXX	XXX		XXX	XXX	XXX	XXX	XXX	XXX	XXX
3.11	Subtotal for Type of Rate Code						XXX	XXX	XXX	XXX	XXX	XXX
4.	Experience for All Types of Rate Codes Combined											
4.01	Residential Policies Issued Directly	8	1	3,193	3,845	XXX	XXX	XXX	XXX	XXX	XXX	XXX
4.02	Non-residential Policies Issued Directly					XXX	XXX	XXX	XXX	XXX	XXX	XXX
4.03	Subtotal Policies Issued Directly	8	1	3,193	3,845		XXX		2,996			
4.04	Residential Policies Issued by Non-Affiliated Agents						XXX	XXX	XXX	XXX	XXX	XXX
4.05	Non-residential Policies Issued By Non-Affiliated Agents						XXX	XXX	XXX	XXX	XXX	XXX
4.06	Subtotal Policies Issued By Non-Affiliated Agents						XXX		109			
4.07	Residential Policies Issued By Affiliated Agents						XXX	XXX	XXX	XXX	XXX	XXX
4.08	Non-residential Policies Issued By Affiliated Agents						XXX	XXX	XXX	XXX	XXX	XXX
4.09	Subtotal Policies Issued By Affiliated Agents						XXX					
4.10	All Other						XXX	XXX	XXX	XXX	XXX	XXX
4.11	Subtotal for Type of Rate Codes Combined	8	1	3,193	3,845		XXX		3,105			
5.	Aggregate Write-in for Line 05						405					
6.	Total	8	1	3,193	3,845			405	3,105			
DETAILS OF WRITE-INS												
0501.	State Licensing Fees						373					
0502.	Premium Tax						32					
0503.												
0598.	Summary of remaining write-ins for Line 05 from overflow page											
0599.	Totals (Lines 0501 through 0503 plus 0598) (Line 05 above)						405					



51632201445029100

EXHIBIT OF PREMIUMS AND LOSSES
DIRECT BUSINESS IN THE STATE OF NEVADA DURING THE YEAR 2014

NAIC Group Code 3483

NAIC Company Code 51632

Type of Business		1 Number of Policies Issued During The Year	2 Direct Amount of Insurance Written in Millions (\$000,000 Omitted)	3 Direct Premiums Written	4 Other Income on Policies Issued for the Type of Business	5 Amounts Paid to or Retained by Title Agents	6 Taxes Licenses and Fees Incurred	7 Direct Premiums Earned	8 Direct Losses Paid	9 Direct Allocated Loss Adjustment Expenses Paid	10 Direct Losses and Allocated Loss Adjustment Expenses Incurred	11 Direct Known Claim Reserve
1.	Experience for Policies Having Type of Rate Code: RSXC											
1.01	Residential Policies Issued Directly					XXX	XXX	XXX	XXX	XXX	XXX	XXX
1.02	Non-residential Policies Issued Directly					XXX	XXX	XXX	XXX	XXX	XXX	XXX
1.03	Subtotal Policies Issued Directly					XXX	XXX	XXX	XXX	XXX	XXX	XXX
1.04	Residential Policies Issued by Non-Affiliated Agents						XXX	XXX	XXX	XXX	XXX	XXX
1.05	Non-residential Policies Issued By Non-Affiliated Agents						XXX	XXX	XXX	XXX	XXX	XXX
1.06	Subtotal Policies Issued By Non-Affiliated Agents						XXX	XXX	XXX	XXX	XXX	XXX
1.07	Residential Policies Issued By Affiliated Agents						XXX	XXX	XXX	XXX	XXX	XXX
1.08	Non-residential Policies Issued By Affiliated Agents						XXX	XXX	XXX	XXX	XXX	XXX
1.09	Subtotal Policies Issued By Affiliated Agents						XXX	XXX	XXX	XXX	XXX	XXX
1.10	All Other	XXX	XXX	XXX		XXX	XXX	XXX	XXX	XXX	XXX	XXX
1.11	Subtotal for Type of Rate Code						XXX	XXX	XXX	XXX	XXX	XXX
2.	Experience for Policies Having Type of Rate Code:											
2.01	Residential Policies Issued Directly					XXX	XXX	XXX	XXX	XXX	XXX	XXX
2.02	Non-residential Policies Issued Directly					XXX	XXX	XXX	XXX	XXX	XXX	XXX
2.03	Subtotal Policies Issued Directly					XXX	XXX	XXX	XXX	XXX	XXX	XXX
2.04	Residential Policies Issued by Non-Affiliated Agents						XXX	XXX	XXX	XXX	XXX	XXX
2.05	Non-residential Policies Issued By Non-Affiliated Agents						XXX	XXX	XXX	XXX	XXX	XXX
2.06	Subtotal Policies Issued By Non-Affiliated Agents						XXX	XXX	XXX	XXX	XXX	XXX
2.07	Residential Policies Issued By Affiliated Agents						XXX	XXX	XXX	XXX	XXX	XXX
2.08	Non-residential Policies Issued By Affiliated Agents						XXX	XXX	XXX	XXX	XXX	XXX
2.09	Subtotal Policies Issued By Affiliated Agents						XXX	XXX	XXX	XXX	XXX	XXX
2.10	All Other	XXX	XXX	XXX		XXX	XXX	XXX	XXX	XXX	XXX	XXX
2.11	Subtotal for Type of Rate Code						XXX	XXX	XXX	XXX	XXX	XXX
3.	Experience for Policies Having Type of Rate Code:											
3.01	Residential Policies Issued Directly					XXX	XXX	XXX	XXX	XXX	XXX	XXX
3.02	Non-residential Policies Issued Directly					XXX	XXX	XXX	XXX	XXX	XXX	XXX
3.03	Subtotal Policies Issued Directly					XXX	XXX	XXX	XXX	XXX	XXX	XXX
3.04	Residential Policies Issued by Non-Affiliated Agents						XXX	XXX	XXX	XXX	XXX	XXX
3.05	Non-residential Policies Issued By Non-Affiliated Agents						XXX	XXX	XXX	XXX	XXX	XXX
3.06	Subtotal Policies Issued By Non-Affiliated Agents						XXX	XXX	XXX	XXX	XXX	XXX
3.07	Residential Policies Issued By Affiliated Agents						XXX	XXX	XXX	XXX	XXX	XXX
3.08	Non-residential Policies Issued By Affiliated Agents						XXX	XXX	XXX	XXX	XXX	XXX
3.09	Subtotal Policies Issued By Affiliated Agents						XXX	XXX	XXX	XXX	XXX	XXX
3.10	All Other	XXX	XXX	XXX		XXX	XXX	XXX	XXX	XXX	XXX	XXX
3.11	Subtotal for Type of Rate Code						XXX	XXX	XXX	XXX	XXX	XXX
4.	Experience for All Types of Rate Codes Combined											
4.01	Residential Policies Issued Directly					XXX	XXX	XXX	XXX	XXX	XXX	XXX
4.02	Non-residential Policies Issued Directly					XXX	XXX	XXX	XXX	XXX	XXX	XXX
4.03	Subtotal Policies Issued Directly						XXX	81				
4.04	Residential Policies Issued by Non-Affiliated Agents						XXX	XXX	XXX	XXX	XXX	XXX
4.05	Non-residential Policies Issued By Non-Affiliated Agents						XXX	XXX	XXX	XXX	XXX	XXX
4.06	Subtotal Policies Issued By Non-Affiliated Agents						XXX	4,134	4,511	43,445	67,576	55,236
4.07	Residential Policies Issued By Affiliated Agents						XXX	XXX	XXX	XXX	XXX	XXX
4.08	Non-residential Policies Issued By Affiliated Agents						XXX	XXX	XXX	XXX	XXX	XXX
4.09	Subtotal Policies Issued By Affiliated Agents						XXX					
4.10	All Other						XXX	XXX	XXX	XXX	XXX	XXX
4.11	Subtotal for Type of Rate Codes Combined						XXX	4,215	4,511	43,445	67,576	55,236
5.	Aggregate Write-in for Line 05						4,363					
6.	Total						4,363	4,215	4,511	43,445	67,576	55,236
DETAILS OF WRITE-INS												
0501.	State Licensing Fees						4,363					
0502.	Premium Tax											
0503.												
0598.	Summary of remaining write-ins for Line 05 from overflow page											
0599.	Totals (Lines 0501 through 0503 plus 0598) (Line 05 above)						4,363					

18.NV




51632201445032100

EXHIBIT OF PREMIUMS AND LOSSES
DIRECT BUSINESS IN THE STATE OF NEW MEXICO DURING THE YEAR 2014

NAIC Group Code 3483

NAIC Company Code 51632

Type of Business		1 Number of Policies Issued During The Year	2 Direct Amount of Insurance Written in Millions (\$000,000 Omitted)	3 Direct Premiums Written	4 Other Income on Policies Issued for the Type of Business	5 Amounts Paid to or Retained by Title Agents	6 Taxes Licenses and Fees Incurred	7 Direct Premiums Earned	8 Direct Losses Paid	9 Direct Allocated Loss Adjustment Expenses Paid	10 Direct Losses and Allocated Loss Adjustment Expenses Incurred	11 Direct Known Claim Reserve
1.	Experience for Policies Having Type of Rate Code: RSX											
1.01	Residential Policies Issued Directly					XXX	XXX	XXX	XXX	XXX	XXX	XXX
1.02	Non-residential Policies Issued Directly					XXX	XXX	XXX	XXX	XXX	XXX	XXX
1.03	Subtotal Policies Issued Directly					XXX	XXX	XXX	XXX	XXX	XXX	XXX
1.04	Residential Policies Issued by Non-Affiliated Agents						XXX	XXX	XXX	XXX	XXX	XXX
1.05	Non-residential Policies Issued By Non-Affiliated Agents						XXX	XXX	XXX	XXX	XXX	XXX
1.06	Subtotal Policies Issued By Non-Affiliated Agents						XXX	XXX	XXX	XXX	XXX	XXX
1.07	Residential Policies Issued By Affiliated Agents						XXX	XXX	XXX	XXX	XXX	XXX
1.08	Non-residential Policies Issued By Affiliated Agents						XXX	XXX	XXX	XXX	XXX	XXX
1.09	Subtotal Policies Issued By Affiliated Agents						XXX	XXX	XXX	XXX	XXX	XXX
1.10	All Other	XXX	XXX	XXX		XXX	XXX	XXX	XXX	XXX	XXX	XXX
1.11	Subtotal for Type of Rate Code						XXX	XXX	XXX	XXX	XXX	XXX
2.	Experience for Policies Having Type of Rate Code:											
2.01	Residential Policies Issued Directly					XXX	XXX	XXX	XXX	XXX	XXX	XXX
2.02	Non-residential Policies Issued Directly					XXX	XXX	XXX	XXX	XXX	XXX	XXX
2.03	Subtotal Policies Issued Directly					XXX	XXX	XXX	XXX	XXX	XXX	XXX
2.04	Residential Policies Issued by Non-Affiliated Agents						XXX	XXX	XXX	XXX	XXX	XXX
2.05	Non-residential Policies Issued By Non-Affiliated Agents						XXX	XXX	XXX	XXX	XXX	XXX
2.06	Subtotal Policies Issued By Non-Affiliated Agents						XXX	XXX	XXX	XXX	XXX	XXX
2.07	Residential Policies Issued By Affiliated Agents						XXX	XXX	XXX	XXX	XXX	XXX
2.08	Non-residential Policies Issued By Affiliated Agents						XXX	XXX	XXX	XXX	XXX	XXX
2.09	Subtotal Policies Issued By Affiliated Agents						XXX	XXX	XXX	XXX	XXX	XXX
2.10	All Other	XXX	XXX	XXX		XXX	XXX	XXX	XXX	XXX	XXX	XXX
2.11	Subtotal for Type of Rate Code						XXX	XXX	XXX	XXX	XXX	XXX
3.	Experience for Policies Having Type of Rate Code:											
3.01	Residential Policies Issued Directly					XXX	XXX	XXX	XXX	XXX	XXX	XXX
3.02	Non-residential Policies Issued Directly					XXX	XXX	XXX	XXX	XXX	XXX	XXX
3.03	Subtotal Policies Issued Directly					XXX	XXX	XXX	XXX	XXX	XXX	XXX
3.04	Residential Policies Issued by Non-Affiliated Agents						XXX	XXX	XXX	XXX	XXX	XXX
3.05	Non-residential Policies Issued By Non-Affiliated Agents						XXX	XXX	XXX	XXX	XXX	XXX
3.06	Subtotal Policies Issued By Non-Affiliated Agents						XXX	XXX	XXX	XXX	XXX	XXX
3.07	Residential Policies Issued By Affiliated Agents						XXX	XXX	XXX	XXX	XXX	XXX
3.08	Non-residential Policies Issued By Affiliated Agents						XXX	XXX	XXX	XXX	XXX	XXX
3.09	Subtotal Policies Issued By Affiliated Agents						XXX	XXX	XXX	XXX	XXX	XXX
3.10	All Other	XXX	XXX	XXX		XXX	XXX	XXX	XXX	XXX	XXX	XXX
3.11	Subtotal for Type of Rate Code						XXX	XXX	XXX	XXX	XXX	XXX
4.	Experience for All Types of Rate Codes Combined											
4.01	Residential Policies Issued Directly					XXX	XXX	XXX	XXX	XXX	XXX	XXX
4.02	Non-residential Policies Issued Directly					XXX	XXX	XXX	XXX	XXX	XXX	XXX
4.03	Subtotal Policies Issued Directly						XXX	XXX	45			
4.04	Residential Policies Issued by Non-Affiliated Agents						XXX	XXX	XXX	XXX	XXX	XXX
4.05	Non-residential Policies Issued By Non-Affiliated Agents						XXX	XXX	XXX	XXX	XXX	XXX
4.06	Subtotal Policies Issued By Non-Affiliated Agents						XXX	13				
4.07	Residential Policies Issued By Affiliated Agents						XXX	XXX	XXX	XXX	XXX	XXX
4.08	Non-residential Policies Issued By Affiliated Agents						XXX	XXX	XXX	XXX	XXX	XXX
4.09	Subtotal Policies Issued By Affiliated Agents						XXX					
4.10	All Other						XXX	XXX	XXX	XXX	XXX	XXX
4.11	Subtotal for Type of Rate Codes Combined						XXX	58				
5.	Aggregate Write-in for Line 05						600					
6.	Total						600	58				
DETAILS OF WRITE-INS												
0501.	State Licensing Fees						600					
0502.	Premium Tax											
0503.												
0598.	Summary of remaining write-ins for Line 05 from overflow page											
0599.	Totals (Lines 0501 through 0503 plus 0598) (Line 05 above)						600					



51632201445033100

EXHIBIT OF PREMIUMS AND LOSSES
DIRECT BUSINESS IN THE STATE OF NEW YORK DURING THE YEAR 2014

NAIC Group Code 3483

NAIC Company Code 51632

Type of Business		1 Number of Policies Issued During The Year	2 Direct Amount of Insurance Written in Millions (\$000,000 Omitted)	3 Direct Premiums Written	4 Other Income on Policies Issued for the Type of Business	5 Amounts Paid to or Retained by Title Agents	6 Taxes Licenses and Fees Incurred	7 Direct Premiums Earned	8 Direct Losses Paid	9 Direct Allocated Loss Adjustment Expenses Paid	10 Direct Losses and Allocated Loss Adjustment Expenses Incurred	11 Direct Known Claim Reserve
1.	Experience for Policies Having Type of Rate Code: RSXC											
1.01	Residential Policies Issued Directly	299	182	472,863	115,400	X X X	X X X	X X X	X X X	X X X	X X X	X X X
1.02	Non-residential Policies Issued Directly					X X X	X X X	X X X	X X X	X X X	X X X	X X X
1.03	Subtotal Policies Issued Directly	299	182	472,863	115,400	X X X	X X X	X X X	X X X	X X X	X X X	X X X
1.04	Residential Policies Issued by Non-Affiliated Agents	1,201	884	3,898,594		2,587,954	X X X	X X X	X X X	X X X	X X X	X X X
1.05	Non-residential Policies Issued By Non-Affiliated Agents	6	3	13,254		8,672	X X X	X X X	X X X	X X X	X X X	X X X
1.06	Subtotal Policies Issued By Non-Affiliated Agents	1,207	887	3,911,848		2,596,626	X X X	X X X	X X X	X X X	X X X	X X X
1.07	Residential Policies Issued By Affiliated Agents						X X X	X X X	X X X	X X X	X X X	X X X
1.08	Non-residential Policies Issued By Affiliated Agents						X X X	X X X	X X X	X X X	X X X	X X X
1.09	Subtotal Policies Issued By Affiliated Agents						X X X	X X X	X X X	X X X	X X X	X X X
1.10	All Other	X X X	X X X	X X X		X X X	X X X	X X X	X X X	X X X	X X X	X X X
1.11	Subtotal for Type of Rate Code	1,506	1,069	4,384,711	115,400	2,596,626	X X X	X X X	X X X	X X X	X X X	X X X
2.	Experience for Policies Having Type of Rate Code: RC											
2.01	Residential Policies Issued Directly	27	7	23,780	12,480	X X X	X X X	X X X	X X X	X X X	X X X	X X X
2.02	Non-residential Policies Issued Directly					X X X	X X X	X X X	X X X	X X X	X X X	X X X
2.03	Subtotal Policies Issued Directly	27	7	23,780	12,480	X X X	X X X	X X X	X X X	X X X	X X X	X X X
2.04	Residential Policies Issued by Non-Affiliated Agents	4	3	10,272		7,983	X X X	X X X	X X X	X X X	X X X	X X X
2.05	Non-residential Policies Issued By Non-Affiliated Agents						X X X	X X X	X X X	X X X	X X X	X X X
2.06	Subtotal Policies Issued By Non-Affiliated Agents	4	3	10,272		7,983	X X X	X X X	X X X	X X X	X X X	X X X
2.07	Residential Policies Issued By Affiliated Agents						X X X	X X X	X X X	X X X	X X X	X X X
2.08	Non-residential Policies Issued By Affiliated Agents						X X X	X X X	X X X	X X X	X X X	X X X
2.09	Subtotal Policies Issued By Affiliated Agents						X X X	X X X	X X X	X X X	X X X	X X X
2.10	All Other	X X X	X X X	X X X		X X X	X X X	X X X	X X X	X X X	X X X	X X X
2.11	Subtotal for Type of Rate Code	31	10	34,052	12,480	7,983	X X X	X X X	X X X	X X X	X X X	X X X
3.	Experience for Policies Having Type of Rate Code:											
3.01	Residential Policies Issued Directly					X X X	X X X	X X X	X X X	X X X	X X X	X X X
3.02	Non-residential Policies Issued Directly					X X X	X X X	X X X	X X X	X X X	X X X	X X X
3.03	Subtotal Policies Issued Directly					X X X	X X X	X X X	X X X	X X X	X X X	X X X
3.04	Residential Policies Issued by Non-Affiliated Agents						X X X	X X X	X X X	X X X	X X X	X X X
3.05	Non-residential Policies Issued By Non-Affiliated Agents						X X X	X X X	X X X	X X X	X X X	X X X
3.06	Subtotal Policies Issued By Non-Affiliated Agents						X X X	X X X	X X X	X X X	X X X	X X X
3.07	Residential Policies Issued By Affiliated Agents						X X X	X X X	X X X	X X X	X X X	X X X
3.08	Non-residential Policies Issued By Affiliated Agents						X X X	X X X	X X X	X X X	X X X	X X X
3.09	Subtotal Policies Issued By Affiliated Agents						X X X	X X X	X X X	X X X	X X X	X X X
3.10	All Other	X X X	X X X	X X X		X X X	X X X	X X X	X X X	X X X	X X X	X X X
3.11	Subtotal for Type of Rate Code						X X X	X X X	X X X	X X X	X X X	X X X
4.	Experience for All Types of Rate Codes Combined											
4.01	Residential Policies Issued Directly	326	189	496,643	127,880	X X X	X X X	X X X	X X X	X X X	X X X	X X X
4.02	Non-residential Policies Issued Directly					X X X	X X X	X X X	X X X	X X X	X X X	X X X
4.03	Subtotal Policies Issued Directly	326	189	496,643	127,880		X X X	466,585			2,000	2,000
4.04	Residential Policies Issued by Non-Affiliated Agents	1,205	887	3,908,866		2,595,937	X X X	X X X	X X X	X X X	X X X	X X X
4.05	Non-residential Policies Issued By Non-Affiliated Agents	6	3	13,254		8,672	X X X	X X X	X X X	X X X	X X X	X X X
4.06	Subtotal Policies Issued By Non-Affiliated Agents	1,211	890	3,922,120		2,604,609	X X X	3,682,578	12,050	15,655	44,913	33,208
4.07	Residential Policies Issued By Affiliated Agents						X X X	X X X	X X X	X X X	X X X	X X X
4.08	Non-residential Policies Issued By Affiliated Agents						X X X	X X X	X X X	X X X	X X X	X X X
4.09	Subtotal Policies Issued By Affiliated Agents						X X X					
4.10	All Other						X X X	X X X	X X X	X X X	X X X	X X X
4.11	Subtotal for Type of Rate Codes Combined	1,537	1,079	4,418,763	127,880	2,604,609	X X X	4,149,163	12,050	15,655	46,913	35,208
5.	Aggregate Write-in for Line 05						103,242					
6.	Total	1,537	1,079	4,418,763	127,880	2,604,609	103,242	4,149,163	12,050	15,655	46,913	35,208
DETAILS OF WRITE-INS												
0501.	State Licensing Fees						718					
0502.	Premium Tax						102,524					
0503.												
0598.	Summary of remaining write-ins for Line 05 from overflow page											
0599.	Totals (Lines 0501 through 0503 plus 0598) (Line 05 above)						103,242					

18.NY



51632201445034100

EXHIBIT OF PREMIUMS AND LOSSES
DIRECT BUSINESS IN THE STATE OF NORTH CAROLINA DURING THE YEAR 2014

NAIC Group Code 3483

NAIC Company Code 51632

Type of Business		1 Number of Policies Issued During The Year	2 Direct Amount of Insurance Written in Millions (\$000,000 Omitted)	3 Direct Premiums Written	4 Other Income on Policies Issued for the Type of Business	5 Amounts Paid to or Retained by Title Agents	6 Taxes Licenses and Fees Incurred	7 Direct Premiums Earned	8 Direct Losses Paid	9 Direct Allocated Loss Adjustment Expenses Paid	10 Direct Losses and Allocated Loss Adjustment Expenses Incurred	11 Direct Known Claim Reserve
1.	Experience for Policies Having Type of Rate Code: RSX											
1.01	Residential Policies Issued Directly	63	16	12,170	33,039	XXX XXX	XXX XXX	XXX XXX	XXX XXX	XXX XXX	XXX XXX	XXX XXX
1.02	Non-residential Policies Issued Directly					XXX	XXX	XXX	XXX	XXX	XXX	XXX
1.03	Subtotal Policies Issued Directly	63	16	12,170	33,039	XXX	XXX	XXX	XXX	XXX	XXX	XXX
1.04	Residential Policies Issued by Non-Affiliated Agents					XXX	XXX	XXX	XXX	XXX	XXX	XXX
1.05	Non-residential Policies Issued By Non-Affiliated Agents					XXX	XXX	XXX	XXX	XXX	XXX	XXX
1.06	Subtotal Policies Issued By Non-Affiliated Agents					XXX	XXX	XXX	XXX	XXX	XXX	XXX
1.07	Residential Policies Issued By Affiliated Agents					XXX	XXX	XXX	XXX	XXX	XXX	XXX
1.08	Non-residential Policies Issued By Affiliated Agents					XXX	XXX	XXX	XXX	XXX	XXX	XXX
1.09	Subtotal Policies Issued By Affiliated Agents					XXX	XXX	XXX	XXX	XXX	XXX	XXX
1.10	All Other	XXX	XXX	XXX		XXX	XXX	XXX	XXX	XXX	XXX	XXX
1.11	Subtotal for Type of Rate Code	63	16	12,170	33,039	XXX	XXX	XXX	XXX	XXX	XXX	XXX
2.	Experience for Policies Having Type of Rate Code:											
2.01	Residential Policies Issued Directly					XXX	XXX	XXX	XXX	XXX	XXX	XXX
2.02	Non-residential Policies Issued Directly					XXX	XXX	XXX	XXX	XXX	XXX	XXX
2.03	Subtotal Policies Issued Directly					XXX	XXX	XXX	XXX	XXX	XXX	XXX
2.04	Residential Policies Issued by Non-Affiliated Agents					XXX	XXX	XXX	XXX	XXX	XXX	XXX
2.05	Non-residential Policies Issued By Non-Affiliated Agents					XXX	XXX	XXX	XXX	XXX	XXX	XXX
2.06	Subtotal Policies Issued By Non-Affiliated Agents					XXX	XXX	XXX	XXX	XXX	XXX	XXX
2.07	Residential Policies Issued By Affiliated Agents					XXX	XXX	XXX	XXX	XXX	XXX	XXX
2.08	Non-residential Policies Issued By Affiliated Agents					XXX	XXX	XXX	XXX	XXX	XXX	XXX
2.09	Subtotal Policies Issued By Affiliated Agents					XXX	XXX	XXX	XXX	XXX	XXX	XXX
2.10	All Other	XXX	XXX	XXX		XXX	XXX	XXX	XXX	XXX	XXX	XXX
2.11	Subtotal for Type of Rate Code					XXX	XXX	XXX	XXX	XXX	XXX	XXX
3.	Experience for Policies Having Type of Rate Code:											
3.01	Residential Policies Issued Directly					XXX	XXX	XXX	XXX	XXX	XXX	XXX
3.02	Non-residential Policies Issued Directly					XXX	XXX	XXX	XXX	XXX	XXX	XXX
3.03	Subtotal Policies Issued Directly					XXX	XXX	XXX	XXX	XXX	XXX	XXX
3.04	Residential Policies Issued by Non-Affiliated Agents					XXX	XXX	XXX	XXX	XXX	XXX	XXX
3.05	Non-residential Policies Issued By Non-Affiliated Agents					XXX	XXX	XXX	XXX	XXX	XXX	XXX
3.06	Subtotal Policies Issued By Non-Affiliated Agents					XXX	XXX	XXX	XXX	XXX	XXX	XXX
3.07	Residential Policies Issued By Affiliated Agents					XXX	XXX	XXX	XXX	XXX	XXX	XXX
3.08	Non-residential Policies Issued By Affiliated Agents					XXX	XXX	XXX	XXX	XXX	XXX	XXX
3.09	Subtotal Policies Issued By Affiliated Agents					XXX	XXX	XXX	XXX	XXX	XXX	XXX
3.10	All Other	XXX	XXX	XXX		XXX	XXX	XXX	XXX	XXX	XXX	XXX
3.11	Subtotal for Type of Rate Code					XXX	XXX	XXX	XXX	XXX	XXX	XXX
4.	Experience for All Types of Rate Codes Combined											
4.01	Residential Policies Issued Directly	63	16	12,170	33,039	XXX XXX	XXX XXX	XXX XXX	XXX XXX	XXX XXX	XXX XXX	XXX XXX
4.02	Non-residential Policies Issued Directly											
4.03	Subtotal Policies Issued Directly	63	16	12,170	33,039			11,215		4,902	29,902	25,000
4.04	Residential Policies Issued by Non-Affiliated Agents					XXX	XXX	XXX	XXX	XXX	XXX	XXX
4.05	Non-residential Policies Issued By Non-Affiliated Agents					XXX	XXX	XXX	XXX	XXX	XXX	XXX
4.06	Subtotal Policies Issued By Non-Affiliated Agents					XXX	XXX	45				
4.07	Residential Policies Issued By Affiliated Agents					XXX	XXX	XXX	XXX	XXX	XXX	XXX
4.08	Non-residential Policies Issued By Affiliated Agents					XXX	XXX	XXX	XXX	XXX	XXX	XXX
4.09	Subtotal Policies Issued By Affiliated Agents					XXX	XXX					
4.10	All Other					XXX	XXX	XXX	XXX	XXX	XXX	XXX
4.11	Subtotal for Type of Rate Codes Combined	63	16	12,170	33,039	XXX		11,260		4,902	29,902	25,000
5.	Aggregate Write-in for Line 05						2,785					
6.	Total	63	16	12,170	33,039		2,785	11,260		4,902	29,902	25,000
DETAILS OF WRITE-INS												
0501.	State Licensing Fees						2,511					
0502.	Premium Tax						274					
0503.												
0598.	Summary of remaining write-ins for Line 05 from overflow page											
0599.	Totals (Lines 0501 through 0503 plus 0598) (Line 05 above)						2,785					

18 NC



51632201445035100

EXHIBIT OF PREMIUMS AND LOSSES
DIRECT BUSINESS IN THE STATE OF NORTH DAKOTA DURING THE YEAR 2014

NAIC Group Code 3483

NAIC Company Code 51632

Type of Business		1 Number of Policies Issued During The Year	2 Direct Amount of Insurance Written in Millions (\$000,000 Omitted)	3 Direct Premiums Written	4 Other Income on Policies Issued for the Type of Business	5 Amounts Paid to or Retained by Title Agents	6 Taxes Licenses and Fees Incurred	7 Direct Premiums Earned	8 Direct Losses Paid	9 Direct Allocated Loss Adjustment Expenses Paid	10 Direct Losses and Allocated Loss Adjustment Expenses Incurred	11 Direct Known Claim Reserve
1.	Experience for Policies Having Type of Rate Code: R											
1.01	Residential Policies Issued Directly					XXX	XXX	XXX	XXX	XXX	XXX	XXX
1.02	Non-residential Policies Issued Directly					XXX	XXX	XXX	XXX	XXX	XXX	XXX
1.03	Subtotal Policies Issued Directly					XXX	XXX	XXX	XXX	XXX	XXX	XXX
1.04	Residential Policies Issued by Non-Affiliated Agents						XXX	XXX	XXX	XXX	XXX	XXX
1.05	Non-residential Policies Issued By Non-Affiliated Agents						XXX	XXX	XXX	XXX	XXX	XXX
1.06	Subtotal Policies Issued By Non-Affiliated Agents						XXX	XXX	XXX	XXX	XXX	XXX
1.07	Residential Policies Issued By Affiliated Agents						XXX	XXX	XXX	XXX	XXX	XXX
1.08	Non-residential Policies Issued By Affiliated Agents						XXX	XXX	XXX	XXX	XXX	XXX
1.09	Subtotal Policies Issued By Affiliated Agents						XXX	XXX	XXX	XXX	XXX	XXX
1.10	All Other	XXX	XXX	XXX		XXX	XXX	XXX	XXX	XXX	XXX	XXX
1.11	Subtotal for Type of Rate Code						XXX	XXX	XXX	XXX	XXX	XXX
2.	Experience for Policies Having Type of Rate Code:											
2.01	Residential Policies Issued Directly					XXX	XXX	XXX	XXX	XXX	XXX	XXX
2.02	Non-residential Policies Issued Directly					XXX	XXX	XXX	XXX	XXX	XXX	XXX
2.03	Subtotal Policies Issued Directly					XXX	XXX	XXX	XXX	XXX	XXX	XXX
2.04	Residential Policies Issued by Non-Affiliated Agents						XXX	XXX	XXX	XXX	XXX	XXX
2.05	Non-residential Policies Issued By Non-Affiliated Agents						XXX	XXX	XXX	XXX	XXX	XXX
2.06	Subtotal Policies Issued By Non-Affiliated Agents						XXX	XXX	XXX	XXX	XXX	XXX
2.07	Residential Policies Issued By Affiliated Agents						XXX	XXX	XXX	XXX	XXX	XXX
2.08	Non-residential Policies Issued By Affiliated Agents						XXX	XXX	XXX	XXX	XXX	XXX
2.09	Subtotal Policies Issued By Affiliated Agents						XXX	XXX	XXX	XXX	XXX	XXX
2.10	All Other	XXX	XXX	XXX		XXX	XXX	XXX	XXX	XXX	XXX	XXX
2.11	Subtotal for Type of Rate Code						XXX	XXX	XXX	XXX	XXX	XXX
3.	Experience for Policies Having Type of Rate Code:											
3.01	Residential Policies Issued Directly					XXX	XXX	XXX	XXX	XXX	XXX	XXX
3.02	Non-residential Policies Issued Directly					XXX	XXX	XXX	XXX	XXX	XXX	XXX
3.03	Subtotal Policies Issued Directly					XXX	XXX	XXX	XXX	XXX	XXX	XXX
3.04	Residential Policies Issued by Non-Affiliated Agents						XXX	XXX	XXX	XXX	XXX	XXX
3.05	Non-residential Policies Issued By Non-Affiliated Agents						XXX	XXX	XXX	XXX	XXX	XXX
3.06	Subtotal Policies Issued By Non-Affiliated Agents						XXX	XXX	XXX	XXX	XXX	XXX
3.07	Residential Policies Issued By Affiliated Agents						XXX	XXX	XXX	XXX	XXX	XXX
3.08	Non-residential Policies Issued By Affiliated Agents						XXX	XXX	XXX	XXX	XXX	XXX
3.09	Subtotal Policies Issued By Affiliated Agents						XXX	XXX	XXX	XXX	XXX	XXX
3.10	All Other	XXX	XXX	XXX		XXX	XXX	XXX	XXX	XXX	XXX	XXX
3.11	Subtotal for Type of Rate Code						XXX	XXX	XXX	XXX	XXX	XXX
4.	Experience for All Types of Rate Codes Combined											
4.01	Residential Policies Issued Directly					XXX	XXX	XXX	XXX	XXX	XXX	XXX
4.02	Non-residential Policies Issued Directly					XXX	XXX	XXX	XXX	XXX	XXX	XXX
4.03	Subtotal Policies Issued Directly						XXX	XXX	37			
4.04	Residential Policies Issued by Non-Affiliated Agents						XXX	XXX	XXX	XXX	XXX	XXX
4.05	Non-residential Policies Issued By Non-Affiliated Agents						XXX	XXX	XXX	XXX	XXX	XXX
4.06	Subtotal Policies Issued By Non-Affiliated Agents						XXX					
4.07	Residential Policies Issued By Affiliated Agents						XXX	XXX	XXX	XXX	XXX	XXX
4.08	Non-residential Policies Issued By Affiliated Agents						XXX	XXX	XXX	XXX	XXX	XXX
4.09	Subtotal Policies Issued By Affiliated Agents						XXX					
4.10	All Other						XXX	XXX	XXX	XXX	XXX	XXX
4.11	Subtotal for Type of Rate Codes Combined						XXX	37				
5.	Aggregate Write-in for Line 05						853					
6.	Total						853	37				
DETAILS OF WRITE-INS												
0501.	State Licensing Fees						547					
0502.	Premium Tax						306					
0503.												
0598.	Summary of remaining write-ins for Line 05 from overflow page											
0599.	Totals (Lines 0501 through 0503 plus 0598) (Line 05 above)						853					



51632201445036100

EXHIBIT OF PREMIUMS AND LOSSES

DIRECT BUSINESS IN THE STATE OF OHIO DURING THE YEAR 2014

NAIC Group Code 3483

NAIC Company Code 51632

Type of Business		1	2	3	4	5	6	7	8	9	10	11
		Number of Policies Issued During The Year	Direct Amount of Insurance Written in Millions (\$000,000 Omitted)	Direct Premiums Written	Other Income on Policies Issued for the Type of Business	Amounts Paid to or Retained by Title Agents	Taxes Licenses and Fees Incurred	Direct Premiums Earned	Direct Losses Paid	Direct Allocated Loss Adjustment Expenses Paid	Direct Losses and Allocated Loss Adjustment Expenses Incurred	Direct Known Claim Reserve
1.	Experience for Policies Having Type of Rate Code: R											
1.01	Residential Policies Issued Directly	152	28	93,589	101,857	X X X	X X X	X X X	X X X	X X X	X X X	X X X
1.02	Non-residential Policies Issued Directly	1		647	615	X X X	X X X	X X X	X X X	X X X	X X X	X X X
1.03	Subtotal Policies Issued Directly	153	28	94,236	102,472	X X X	X X X	X X X	X X X	X X X	X X X	X X X
1.04	Residential Policies Issued by Non-Affiliated Agents	29	2	11,038		8,641	X X X	X X X	X X X	X X X	X X X	X X X
1.05	Non-residential Policies Issued By Non-Affiliated Agents						X X X	X X X	X X X	X X X	X X X	X X X
1.06	Subtotal Policies Issued By Non-Affiliated Agents	29	2	11,038		8,641	X X X	X X X	X X X	X X X	X X X	X X X
1.07	Residential Policies Issued By Affiliated Agents						X X X	X X X	X X X	X X X	X X X	X X X
1.08	Non-residential Policies Issued By Affiliated Agents						X X X	X X X	X X X	X X X	X X X	X X X
1.09	Subtotal Policies Issued By Affiliated Agents						X X X	X X X	X X X	X X X	X X X	X X X
1.10	All Other	X X X	X X X	X X X		X X X	X X X	X X X	X X X	X X X	X X X	X X X
1.11	Subtotal for Type of Rate Code	182	30	105,274	102,472	8,641	X X X	X X X	X X X	X X X	X X X	X X X
2.	Experience for Policies Having Type of Rate Code:											
2.01	Residential Policies Issued Directly					X X X	X X X	X X X	X X X	X X X	X X X	X X X
2.02	Non-residential Policies Issued Directly					X X X	X X X	X X X	X X X	X X X	X X X	X X X
2.03	Subtotal Policies Issued Directly					X X X	X X X	X X X	X X X	X X X	X X X	X X X
2.04	Residential Policies Issued by Non-Affiliated Agents						X X X	X X X	X X X	X X X	X X X	X X X
2.05	Non-residential Policies Issued By Non-Affiliated Agents						X X X	X X X	X X X	X X X	X X X	X X X
2.06	Subtotal Policies Issued By Non-Affiliated Agents						X X X	X X X	X X X	X X X	X X X	X X X
2.07	Residential Policies Issued By Affiliated Agents						X X X	X X X	X X X	X X X	X X X	X X X
2.08	Non-residential Policies Issued By Affiliated Agents						X X X	X X X	X X X	X X X	X X X	X X X
2.09	Subtotal Policies Issued By Affiliated Agents						X X X	X X X	X X X	X X X	X X X	X X X
2.10	All Other	X X X	X X X	X X X		X X X	X X X	X X X	X X X	X X X	X X X	X X X
2.11	Subtotal for Type of Rate Code						X X X	X X X	X X X	X X X	X X X	X X X
3.	Experience for Policies Having Type of Rate Code:											
3.01	Residential Policies Issued Directly					X X X	X X X	X X X	X X X	X X X	X X X	X X X
3.02	Non-residential Policies Issued Directly					X X X	X X X	X X X	X X X	X X X	X X X	X X X
3.03	Subtotal Policies Issued Directly					X X X	X X X	X X X	X X X	X X X	X X X	X X X
3.04	Residential Policies Issued by Non-Affiliated Agents						X X X	X X X	X X X	X X X	X X X	X X X
3.05	Non-residential Policies Issued By Non-Affiliated Agents						X X X	X X X	X X X	X X X	X X X	X X X
3.06	Subtotal Policies Issued By Non-Affiliated Agents						X X X	X X X	X X X	X X X	X X X	X X X
3.07	Residential Policies Issued By Affiliated Agents						X X X	X X X	X X X	X X X	X X X	X X X
3.08	Non-residential Policies Issued By Affiliated Agents						X X X	X X X	X X X	X X X	X X X	X X X
3.09	Subtotal Policies Issued By Affiliated Agents						X X X	X X X	X X X	X X X	X X X	X X X
3.10	All Other	X X X	X X X	X X X		X X X	X X X	X X X	X X X	X X X	X X X	X X X
3.11	Subtotal for Type of Rate Code						X X X	X X X	X X X	X X X	X X X	X X X
4.	Experience for All Types of Rate Codes Combined											
4.01	Residential Policies Issued Directly	152	28	93,589	101,857	X X X	X X X	X X X	X X X	X X X	X X X	X X X
4.02	Non-residential Policies Issued Directly	1		647	615	X X X	X X X	X X X	X X X	X X X	X X X	X X X
4.03	Subtotal Policies Issued Directly	153	28	94,236	102,472		X X X	85,239				
4.04	Residential Policies Issued by Non-Affiliated Agents	29	2	11,038		8,641	X X X	X X X	X X X	X X X	X X X	X X X
4.05	Non-residential Policies Issued By Non-Affiliated Agents						X X X	X X X	X X X	X X X	X X X	X X X
4.06	Subtotal Policies Issued By Non-Affiliated Agents	29	2	11,038		8,641	X X X	223,299	18,233	194,272	435,995	227,925
4.07	Residential Policies Issued By Affiliated Agents						X X X	X X X	X X X	X X X	X X X	X X X
4.08	Non-residential Policies Issued By Affiliated Agents						X X X	X X X	X X X	X X X	X X X	X X X
4.09	Subtotal Policies Issued By Affiliated Agents						X X X					
4.10	All Other						X X X	X X X	X X X	X X X	X X X	X X X
4.11	Subtotal for Type of Rate Codes Combined	182	30	105,274	102,472	8,641	X X X	308,538	18,233	194,272	435,995	227,925
5.	Aggregate Write-in for Line 05						17,436					
6.	Total	182	30	105,274	102,472	8,641		308,538	18,233	194,272	435,995	227,925
DETAILS OF WRITE-INS												
0501.	State Licensing Fees						17,103					
0502.	Premium Tax						333					
0503.												
0598.	Summary of remaining write-ins for Line 05 from overflow page											
0599.	Totals (Lines 0501 through 0503 plus 0598) (Line 05 above)						17,436					



51632201445037100

EXHIBIT OF PREMIUMS AND LOSSES
DIRECT BUSINESS IN THE STATE OF OKLAHOMA DURING THE YEAR 2014

NAIC Group Code 3483

NAIC Company Code 51632

Type of Business		1 Number of Policies Issued During The Year	2 Direct Amount of Insurance Written in Millions (\$000,000 Omitted)	3 Direct Premiums Written	4 Other Income on Policies Issued for the Type of Business	5 Amounts Paid to or Retained by Title Agents	6 Taxes Licenses and Fees Incurred	7 Direct Premiums Earned	8 Direct Losses Paid	9 Direct Allocated Loss Adjustment Expenses Paid	10 Direct Losses and Allocated Loss Adjustment Expenses Incurred	11 Direct Known Claim Reserve
1.	Experience for Policies Having Type of Rate Code: R											
1.01	Residential Policies Issued Directly					XXX	XXX	XXX	XXX	XXX	XXX	XXX
1.02	Non-residential Policies Issued Directly					XXX	XXX	XXX	XXX	XXX	XXX	XXX
1.03	Subtotal Policies Issued Directly					XXX	XXX	XXX	XXX	XXX	XXX	XXX
1.04	Residential Policies Issued by Non-Affiliated Agents						XXX	XXX	XXX	XXX	XXX	XXX
1.05	Non-residential Policies Issued By Non-Affiliated Agents						XXX	XXX	XXX	XXX	XXX	XXX
1.06	Subtotal Policies Issued By Non-Affiliated Agents						XXX	XXX	XXX	XXX	XXX	XXX
1.07	Residential Policies Issued By Affiliated Agents						XXX	XXX	XXX	XXX	XXX	XXX
1.08	Non-residential Policies Issued By Affiliated Agents						XXX	XXX	XXX	XXX	XXX	XXX
1.09	Subtotal Policies Issued By Affiliated Agents						XXX	XXX	XXX	XXX	XXX	XXX
1.10	All Other	XXX	XXX	XXX		XXX	XXX	XXX	XXX	XXX	XXX	XXX
1.11	Subtotal for Type of Rate Code						XXX	XXX	XXX	XXX	XXX	XXX
2.	Experience for Policies Having Type of Rate Code:											
2.01	Residential Policies Issued Directly					XXX	XXX	XXX	XXX	XXX	XXX	XXX
2.02	Non-residential Policies Issued Directly					XXX	XXX	XXX	XXX	XXX	XXX	XXX
2.03	Subtotal Policies Issued Directly					XXX	XXX	XXX	XXX	XXX	XXX	XXX
2.04	Residential Policies Issued by Non-Affiliated Agents						XXX	XXX	XXX	XXX	XXX	XXX
2.05	Non-residential Policies Issued By Non-Affiliated Agents						XXX	XXX	XXX	XXX	XXX	XXX
2.06	Subtotal Policies Issued By Non-Affiliated Agents						XXX	XXX	XXX	XXX	XXX	XXX
2.07	Residential Policies Issued By Affiliated Agents						XXX	XXX	XXX	XXX	XXX	XXX
2.08	Non-residential Policies Issued By Affiliated Agents						XXX	XXX	XXX	XXX	XXX	XXX
2.09	Subtotal Policies Issued By Affiliated Agents						XXX	XXX	XXX	XXX	XXX	XXX
2.10	All Other	XXX	XXX	XXX		XXX	XXX	XXX	XXX	XXX	XXX	XXX
2.11	Subtotal for Type of Rate Code						XXX	XXX	XXX	XXX	XXX	XXX
3.	Experience for Policies Having Type of Rate Code:											
3.01	Residential Policies Issued Directly					XXX	XXX	XXX	XXX	XXX	XXX	XXX
3.02	Non-residential Policies Issued Directly					XXX	XXX	XXX	XXX	XXX	XXX	XXX
3.03	Subtotal Policies Issued Directly					XXX	XXX	XXX	XXX	XXX	XXX	XXX
3.04	Residential Policies Issued by Non-Affiliated Agents						XXX	XXX	XXX	XXX	XXX	XXX
3.05	Non-residential Policies Issued By Non-Affiliated Agents						XXX	XXX	XXX	XXX	XXX	XXX
3.06	Subtotal Policies Issued By Non-Affiliated Agents						XXX	XXX	XXX	XXX	XXX	XXX
3.07	Residential Policies Issued By Affiliated Agents						XXX	XXX	XXX	XXX	XXX	XXX
3.08	Non-residential Policies Issued By Affiliated Agents						XXX	XXX	XXX	XXX	XXX	XXX
3.09	Subtotal Policies Issued By Affiliated Agents						XXX	XXX	XXX	XXX	XXX	XXX
3.10	All Other	XXX	XXX	XXX		XXX	XXX	XXX	XXX	XXX	XXX	XXX
3.11	Subtotal for Type of Rate Code						XXX	XXX	XXX	XXX	XXX	XXX
4.	Experience for All Types of Rate Codes Combined											
4.01	Residential Policies Issued Directly					XXX	XXX	XXX	XXX	XXX	XXX	XXX
4.02	Non-residential Policies Issued Directly					XXX	XXX	XXX	XXX	XXX	XXX	XXX
4.03	Subtotal Policies Issued Directly						XXX	50				
4.04	Residential Policies Issued by Non-Affiliated Agents						XXX	XXX	XXX	XXX	XXX	XXX
4.05	Non-residential Policies Issued By Non-Affiliated Agents						XXX	XXX	XXX	XXX	XXX	XXX
4.06	Subtotal Policies Issued By Non-Affiliated Agents						XXX	18				
4.07	Residential Policies Issued By Affiliated Agents						XXX	XXX	XXX	XXX	XXX	XXX
4.08	Non-residential Policies Issued By Affiliated Agents						XXX	XXX	XXX	XXX	XXX	XXX
4.09	Subtotal Policies Issued By Affiliated Agents						XXX					
4.10	All Other						XXX	XXX	XXX	XXX	XXX	XXX
4.11	Subtotal for Type of Rate Codes Combined						XXX	68				
5.	Aggregate Write-in for Line 05						1,475					
6.	Total						1,475	68				
DETAILS OF WRITE-INS												
0501.	State Licensing Fees						1,475					
0502.	Premium Tax											
0503.												
0598.	Summary of remaining write-ins for Line 05 from overflow page											
0599.	Totals (Lines 0501 through 0503 plus 0598) (Line 05 above)						1,475					

18.0K



51632201445038100

EXHIBIT OF PREMIUMS AND LOSSES
DIRECT BUSINESS IN THE STATE OF OREGON DURING THE YEAR 2014

NAIC Group Code		3483		NAIC Company Code									51632	
Type of Business		1 Number of Policies Issued During The Year	2 Direct Amount of Insurance Written in Millions (\$000,000 Omitted)	3 Direct Premiums Written	4 Other Income on Policies Issued for the Type of Business	5 Amounts Paid to or Retained by Title Agents	6 Taxes Licenses and Fees Incurred	7 Direct Premiums Earned	8 Direct Losses Paid	9 Direct Allocated Loss Adjustment Expenses Paid	10 Direct Losses and Allocated Loss Adjustment Expenses Incurred	11 Direct Known Claim Reserve		
1.	Experience for Policies Having Type of Rate Code: R													
1.01	Residential Policies Issued Directly					XXX	XXX	XXX	XXX	XXX	XXX	XXX		
1.02	Non-residential Policies Issued Directly					XXX	XXX	XXX	XXX	XXX	XXX	XXX		
1.03	Subtotal Policies Issued Directly					XXX	XXX	XXX	XXX	XXX	XXX	XXX		
1.04	Residential Policies Issued by Non-Affiliated Agents						XXX	XXX	XXX	XXX	XXX	XXX		
1.05	Non-residential Policies Issued By Non-Affiliated Agents						XXX	XXX	XXX	XXX	XXX	XXX		
1.06	Subtotal Policies Issued By Non-Affiliated Agents						XXX	XXX	XXX	XXX	XXX	XXX		
1.07	Residential Policies Issued By Affiliated Agents						XXX	XXX	XXX	XXX	XXX	XXX		
1.08	Non-residential Policies Issued By Affiliated Agents						XXX	XXX	XXX	XXX	XXX	XXX		
1.09	Subtotal Policies Issued By Affiliated Agents						XXX	XXX	XXX	XXX	XXX	XXX		
1.10	All Other	XXX	XXX	XXX		XXX	XXX	XXX	XXX	XXX	XXX	XXX		
1.11	Subtotal for Type of Rate Code						XXX	XXX	XXX	XXX	XXX	XXX		
2.	Experience for Policies Having Type of Rate Code:													
2.01	Residential Policies Issued Directly					XXX	XXX	XXX	XXX	XXX	XXX	XXX		
2.02	Non-residential Policies Issued Directly					XXX	XXX	XXX	XXX	XXX	XXX	XXX		
2.03	Subtotal Policies Issued Directly					XXX	XXX	XXX	XXX	XXX	XXX	XXX		
2.04	Residential Policies Issued by Non-Affiliated Agents						XXX	XXX	XXX	XXX	XXX	XXX		
2.05	Non-residential Policies Issued By Non-Affiliated Agents						XXX	XXX	XXX	XXX	XXX	XXX		
2.06	Subtotal Policies Issued By Non-Affiliated Agents						XXX	XXX	XXX	XXX	XXX	XXX		
2.07	Residential Policies Issued By Affiliated Agents						XXX	XXX	XXX	XXX	XXX	XXX		
2.08	Non-residential Policies Issued By Affiliated Agents						XXX	XXX	XXX	XXX	XXX	XXX		
2.09	Subtotal Policies Issued By Affiliated Agents						XXX	XXX	XXX	XXX	XXX	XXX		
2.10	All Other	XXX	XXX	XXX		XXX	XXX	XXX	XXX	XXX	XXX	XXX		
2.11	Subtotal for Type of Rate Code						XXX	XXX	XXX	XXX	XXX	XXX		
3.	Experience for Policies Having Type of Rate Code:													
3.01	Residential Policies Issued Directly					XXX	XXX	XXX	XXX	XXX	XXX	XXX		
3.02	Non-residential Policies Issued Directly					XXX	XXX	XXX	XXX	XXX	XXX	XXX		
3.03	Subtotal Policies Issued Directly					XXX	XXX	XXX	XXX	XXX	XXX	XXX		
3.04	Residential Policies Issued by Non-Affiliated Agents						XXX	XXX	XXX	XXX	XXX	XXX		
3.05	Non-residential Policies Issued By Non-Affiliated Agents						XXX	XXX	XXX	XXX	XXX	XXX		
3.06	Subtotal Policies Issued By Non-Affiliated Agents						XXX	XXX	XXX	XXX	XXX	XXX		
3.07	Residential Policies Issued By Affiliated Agents						XXX	XXX	XXX	XXX	XXX	XXX		
3.08	Non-residential Policies Issued By Affiliated Agents						XXX	XXX	XXX	XXX	XXX	XXX		
3.09	Subtotal Policies Issued By Affiliated Agents						XXX	XXX	XXX	XXX	XXX	XXX		
3.10	All Other	XXX	XXX	XXX		XXX	XXX	XXX	XXX	XXX	XXX	XXX		
3.11	Subtotal for Type of Rate Code						XXX	XXX	XXX	XXX	XXX	XXX		
4.	Experience for All Types of Rate Codes Combined													
4.01	Residential Policies Issued Directly					XXX	XXX	XXX	XXX	XXX	XXX	XXX		
4.02	Non-residential Policies Issued Directly					XXX	XXX	XXX	XXX	XXX	XXX	XXX		
4.03	Subtotal Policies Issued Directly						XXX	XXX	XXX	XXX	XXX	XXX		
4.04	Residential Policies Issued by Non-Affiliated Agents						XXX	XXX	XXX	XXX	XXX	XXX		
4.05	Non-residential Policies Issued By Non-Affiliated Agents						XXX	XXX	XXX	XXX	XXX	XXX		
4.06	Subtotal Policies Issued By Non-Affiliated Agents						XXX	XXX	XXX	XXX	XXX	XXX		
4.07	Residential Policies Issued By Affiliated Agents						XXX	XXX	XXX	XXX	XXX	XXX		
4.08	Non-residential Policies Issued By Affiliated Agents						XXX	XXX	XXX	XXX	XXX	XXX		
4.09	Subtotal Policies Issued By Affiliated Agents						XXX	XXX	XXX	XXX	XXX	XXX		
4.10	All Other						XXX	XXX	XXX	XXX	XXX	XXX		
4.11	Subtotal for Type of Rate Codes Combined						XXX							
5.	Aggregate Write-in for Line 05						1,784							
6.	Total						1,784							
DETAILS OF WRITE-INS														
0501.	State Licensing Fees						1,784							
0502.	Premium Tax													
0503.														
0598.	Summary of remaining write-ins for Line 05 from overflow page													
0599.	Totals (Lines 0501 through 0503 plus 0598) (Line 05 above)						1,784							



51632201445039100

EXHIBIT OF PREMIUMS AND LOSSES
DIRECT BUSINESS IN THE STATE OF PENNSYLVANIA DURING THE YEAR 2014

NAIC Group Code 3483

NAIC Company Code 51632

Type of Business		1 Number of Policies Issued During The Year	2 Direct Amount of Insurance Written in Millions (\$000,000 Omitted)	3 Direct Premiums Written	4 Other Income on Policies Issued for the Type of Business	5 Amounts Paid to or Retained by Title Agents	6 Taxes Licenses and Fees Incurred	7 Direct Premiums Earned	8 Direct Losses Paid	9 Direct Allocated Loss Adjustment Expenses Paid	10 Direct Losses and Allocated Loss Adjustment Expenses Incurred	11 Direct Known Claim Reserve
1.	Experience for Policies Having Type of Rate Code: RSXC											
1.01	Residential Policies Issued Directly	865	221	984,996	229,238	X X X	X X X	X X X	X X X	X X X	X X X	X X X
1.02	Non-residential Policies Issued Directly	1	1	2,229	75	X X X	X X X	X X X	X X X	X X X	X X X	X X X
1.03	Subtotal Policies Issued Directly	866	222	987,225	229,313	X X X	X X X	X X X	X X X	X X X	X X X	X X X
1.04	Residential Policies Issued by Non-Affiliated Agents						X X X	X X X	X X X	X X X	X X X	X X X
1.05	Non-residential Policies Issued By Non-Affiliated Agents						X X X	X X X	X X X	X X X	X X X	X X X
1.06	Subtotal Policies Issued By Non-Affiliated Agents						X X X	X X X	X X X	X X X	X X X	X X X
1.07	Residential Policies Issued By Affiliated Agents						X X X	X X X	X X X	X X X	X X X	X X X
1.08	Non-residential Policies Issued By Affiliated Agents						X X X	X X X	X X X	X X X	X X X	X X X
1.09	Subtotal Policies Issued By Affiliated Agents						X X X	X X X	X X X	X X X	X X X	X X X
1.10	All Other	X X X	X X X	X X X		X X X	X X X	X X X	X X X	X X X	X X X	X X X
1.11	Subtotal for Type of Rate Code	866	222	987,225	229,313		X X X	X X X	X X X	X X X	X X X	X X X
2.	Experience for Policies Having Type of Rate Code:											
2.01	Residential Policies Issued Directly					X X X	X X X	X X X	X X X	X X X	X X X	X X X
2.02	Non-residential Policies Issued Directly					X X X	X X X	X X X	X X X	X X X	X X X	X X X
2.03	Subtotal Policies Issued Directly					X X X	X X X	X X X	X X X	X X X	X X X	X X X
2.04	Residential Policies Issued by Non-Affiliated Agents						X X X	X X X	X X X	X X X	X X X	X X X
2.05	Non-residential Policies Issued By Non-Affiliated Agents						X X X	X X X	X X X	X X X	X X X	X X X
2.06	Subtotal Policies Issued By Non-Affiliated Agents						X X X	X X X	X X X	X X X	X X X	X X X
2.07	Residential Policies Issued By Affiliated Agents						X X X	X X X	X X X	X X X	X X X	X X X
2.08	Non-residential Policies Issued By Affiliated Agents						X X X	X X X	X X X	X X X	X X X	X X X
2.09	Subtotal Policies Issued By Affiliated Agents						X X X	X X X	X X X	X X X	X X X	X X X
2.10	All Other	X X X	X X X	X X X		X X X	X X X	X X X	X X X	X X X	X X X	X X X
2.11	Subtotal for Type of Rate Code						X X X	X X X	X X X	X X X	X X X	X X X
3.	Experience for Policies Having Type of Rate Code:											
3.01	Residential Policies Issued Directly					X X X	X X X	X X X	X X X	X X X	X X X	X X X
3.02	Non-residential Policies Issued Directly					X X X	X X X	X X X	X X X	X X X	X X X	X X X
3.03	Subtotal Policies Issued Directly					X X X	X X X	X X X	X X X	X X X	X X X	X X X
3.04	Residential Policies Issued by Non-Affiliated Agents						X X X	X X X	X X X	X X X	X X X	X X X
3.05	Non-residential Policies Issued By Non-Affiliated Agents						X X X	X X X	X X X	X X X	X X X	X X X
3.06	Subtotal Policies Issued By Non-Affiliated Agents						X X X	X X X	X X X	X X X	X X X	X X X
3.07	Residential Policies Issued By Affiliated Agents						X X X	X X X	X X X	X X X	X X X	X X X
3.08	Non-residential Policies Issued By Affiliated Agents						X X X	X X X	X X X	X X X	X X X	X X X
3.09	Subtotal Policies Issued By Affiliated Agents						X X X	X X X	X X X	X X X	X X X	X X X
3.10	All Other	X X X	X X X	X X X		X X X	X X X	X X X	X X X	X X X	X X X	X X X
3.11	Subtotal for Type of Rate Code						X X X	X X X	X X X	X X X	X X X	X X X
4.	Experience for All Types of Rate Codes Combined											
4.01	Residential Policies Issued Directly	865	221	984,996	229,238	X X X	X X X	X X X	X X X	X X X	X X X	X X X
4.02	Non-residential Policies Issued Directly	1	1	2,229	75	X X X	X X X	X X X	X X X	X X X	X X X	X X X
4.03	Subtotal Policies Issued Directly	866	222	987,225	229,313		X X X	954,135	4,575	5,614	12,103	1,913
4.04	Residential Policies Issued by Non-Affiliated Agents						X X X	X X X	X X X	X X X	X X X	X X X
4.05	Non-residential Policies Issued By Non-Affiliated Agents						X X X	X X X	X X X	X X X	X X X	X X X
4.06	Subtotal Policies Issued By Non-Affiliated Agents						X X X					
4.07	Residential Policies Issued By Affiliated Agents						X X X	X X X	X X X	X X X	X X X	X X X
4.08	Non-residential Policies Issued By Affiliated Agents						X X X	X X X	X X X	X X X	X X X	X X X
4.09	Subtotal Policies Issued By Affiliated Agents						X X X					
4.10	All Other						X X X	X X X	X X X	X X X	X X X	X X X
4.11	Subtotal for Type of Rate Codes Combined	866	222	987,225	229,313		X X X	954,135	4,575	5,614	12,103	1,913
5.	Aggregate Write-in for Line 05						21,081					
6.	Total	866	222	987,225	229,313		21,081	954,135	4,575	5,614	12,103	1,913
DETAILS OF WRITE-INS												
0501.	State Licensing Fees						1,335					
0502.	Premium Tax						19,746					
0503.												
0598.	Summary of remaining write-ins for Line 05 from overflow page											
0599.	Totals (Lines 0501 through 0503 plus 0598) (Line 05 above)						21,081					



51632201445040100

EXHIBIT OF PREMIUMS AND LOSSES
DIRECT BUSINESS IN THE STATE OF RHODE ISLAND DURING THE YEAR 2014

NAIC Group Code 3483

NAIC Company Code 51632

Type of Business		1 Number of Policies Issued During The Year	2 Direct Amount of Insurance Written in Millions (\$000,000 Omitted)	3 Direct Premiums Written	4 Other Income on Policies Issued for the Type of Business	5 Amounts Paid to or Retained by Title Agents	6 Taxes Licenses and Fees Incurred	7 Direct Premiums Earned	8 Direct Losses Paid	9 Direct Allocated Loss Adjustment Expenses Paid	10 Direct Losses and Allocated Loss Adjustment Expenses Incurred	11 Direct Known Claim Reserve
1.	Experience for Policies Having Type of Rate Code: R											
1.01	Residential Policies Issued Directly	27	7	9,350	15,375	XXX XXX	XXX XXX	XXX XXX	XXX XXX	XXX XXX	XXX XXX	XXX XXX
1.02	Non-residential Policies Issued Directly					XXX	XXX	XXX	XXX	XXX	XXX	XXX
1.03	Subtotal Policies Issued Directly	27	7	9,350	15,375	XXX	XXX	XXX	XXX	XXX	XXX	XXX
1.04	Residential Policies Issued by Non-Affiliated Agents					XXX	XXX	XXX	XXX	XXX	XXX	XXX
1.05	Non-residential Policies Issued By Non-Affiliated Agents					XXX	XXX	XXX	XXX	XXX	XXX	XXX
1.06	Subtotal Policies Issued By Non-Affiliated Agents					XXX	XXX	XXX	XXX	XXX	XXX	XXX
1.07	Residential Policies Issued By Affiliated Agents					XXX	XXX	XXX	XXX	XXX	XXX	XXX
1.08	Non-residential Policies Issued By Affiliated Agents					XXX	XXX	XXX	XXX	XXX	XXX	XXX
1.09	Subtotal Policies Issued By Affiliated Agents					XXX	XXX	XXX	XXX	XXX	XXX	XXX
1.10	All Other	XXX	XXX	XXX		XXX	XXX	XXX	XXX	XXX	XXX	XXX
1.11	Subtotal for Type of Rate Code	27	7	9,350	15,375	XXX	XXX	XXX	XXX	XXX	XXX	XXX
2.	Experience for Policies Having Type of Rate Code:											
2.01	Residential Policies Issued Directly					XXX XXX	XXX XXX	XXX XXX	XXX XXX	XXX XXX	XXX XXX	XXX XXX
2.02	Non-residential Policies Issued Directly					XXX	XXX	XXX	XXX	XXX	XXX	XXX
2.03	Subtotal Policies Issued Directly					XXX	XXX	XXX	XXX	XXX	XXX	XXX
2.04	Residential Policies Issued by Non-Affiliated Agents					XXX	XXX	XXX	XXX	XXX	XXX	XXX
2.05	Non-residential Policies Issued By Non-Affiliated Agents					XXX	XXX	XXX	XXX	XXX	XXX	XXX
2.06	Subtotal Policies Issued By Non-Affiliated Agents					XXX	XXX	XXX	XXX	XXX	XXX	XXX
2.07	Residential Policies Issued By Affiliated Agents					XXX	XXX	XXX	XXX	XXX	XXX	XXX
2.08	Non-residential Policies Issued By Affiliated Agents					XXX	XXX	XXX	XXX	XXX	XXX	XXX
2.09	Subtotal Policies Issued By Affiliated Agents					XXX	XXX	XXX	XXX	XXX	XXX	XXX
2.10	All Other	XXX	XXX	XXX		XXX	XXX	XXX	XXX	XXX	XXX	XXX
2.11	Subtotal for Type of Rate Code					XXX	XXX	XXX	XXX	XXX	XXX	XXX
3.	Experience for Policies Having Type of Rate Code:											
3.01	Residential Policies Issued Directly					XXX XXX	XXX XXX	XXX XXX	XXX XXX	XXX XXX	XXX XXX	XXX XXX
3.02	Non-residential Policies Issued Directly					XXX	XXX	XXX	XXX	XXX	XXX	XXX
3.03	Subtotal Policies Issued Directly					XXX	XXX	XXX	XXX	XXX	XXX	XXX
3.04	Residential Policies Issued by Non-Affiliated Agents					XXX	XXX	XXX	XXX	XXX	XXX	XXX
3.05	Non-residential Policies Issued By Non-Affiliated Agents					XXX	XXX	XXX	XXX	XXX	XXX	XXX
3.06	Subtotal Policies Issued By Non-Affiliated Agents					XXX	XXX	XXX	XXX	XXX	XXX	XXX
3.07	Residential Policies Issued By Affiliated Agents					XXX	XXX	XXX	XXX	XXX	XXX	XXX
3.08	Non-residential Policies Issued By Affiliated Agents					XXX	XXX	XXX	XXX	XXX	XXX	XXX
3.09	Subtotal Policies Issued By Affiliated Agents					XXX	XXX	XXX	XXX	XXX	XXX	XXX
3.10	All Other	XXX	XXX	XXX		XXX	XXX	XXX	XXX	XXX	XXX	XXX
3.11	Subtotal for Type of Rate Code					XXX	XXX	XXX	XXX	XXX	XXX	XXX
4.	Experience for All Types of Rate Codes Combined											
4.01	Residential Policies Issued Directly	27	7	9,350	15,375	XXX XXX	XXX XXX	XXX XXX	XXX XXX	XXX XXX	XXX XXX	XXX XXX
4.02	Non-residential Policies Issued Directly					XXX	XXX	8,462				
4.03	Subtotal Policies Issued Directly	27	7	9,350	15,375	XXX	XXX					
4.04	Residential Policies Issued by Non-Affiliated Agents					XXX	XXX	14				
4.05	Non-residential Policies Issued By Non-Affiliated Agents					XXX	XXX					
4.06	Subtotal Policies Issued By Non-Affiliated Agents					XXX	XXX					
4.07	Residential Policies Issued By Affiliated Agents					XXX	XXX					
4.08	Non-residential Policies Issued By Affiliated Agents					XXX	XXX					
4.09	Subtotal Policies Issued By Affiliated Agents					XXX	XXX					
4.10	All Other					XXX	XXX					
4.11	Subtotal for Type of Rate Codes Combined	27	7	9,350	15,375	XXX	XXX	8,476				
5.	Aggregate Write-in for Line 05						562					
6.	Total	27	7	9,350	15,375		562	8,476				
DETAILS OF WRITE-INS												
0501.	State Licensing Fees						375					
0502.	Premium Tax						187					
0503.												
0598.	Summary of remaining write-ins for Line 05 from overflow page											
0599.	Totals (Lines 0501 through 0503 plus 0598) (Line 05 above)						562					




51632201445041100

EXHIBIT OF PREMIUMS AND LOSSES
DIRECT BUSINESS IN THE STATE OF SOUTH CAROLINA DURING THE YEAR 2014

NAIC Group Code 3483

NAIC Company Code 51632

Type of Business		1 Number of Policies Issued During The Year	2 Direct Amount of Insurance Written in Millions (\$000,000 Omitted)	3 Direct Premiums Written	4 Other Income on Policies Issued for the Type of Business	5 Amounts Paid to or Retained by Title Agents	6 Taxes Licenses and Fees Incurred	7 Direct Premiums Earned	8 Direct Losses Paid	9 Direct Allocated Loss Adjustment Expenses Paid	10 Direct Losses and Allocated Loss Adjustment Expenses Incurred	11 Direct Known Claim Reserve
1.	Experience for Policies Having Type of Rate Code: R											
1.01	Residential Policies Issued Directly	123	25	58,104	97,185	XXX	XXX	XXX	XXX	XXX	XXX	XXX
1.02	Non-residential Policies Issued Directly					XXX	XXX	XXX	XXX	XXX	XXX	XXX
1.03	Subtotal Policies Issued Directly	123	25	58,104	97,185	XXX	XXX	XXX	XXX	XXX	XXX	XXX
1.04	Residential Policies Issued by Non-Affiliated Agents					XXX	XXX	XXX	XXX	XXX	XXX	XXX
1.05	Non-residential Policies Issued By Non-Affiliated Agents					XXX	XXX	XXX	XXX	XXX	XXX	XXX
1.06	Subtotal Policies Issued By Non-Affiliated Agents					XXX	XXX	XXX	XXX	XXX	XXX	XXX
1.07	Residential Policies Issued By Affiliated Agents					XXX	XXX	XXX	XXX	XXX	XXX	XXX
1.08	Non-residential Policies Issued By Affiliated Agents					XXX	XXX	XXX	XXX	XXX	XXX	XXX
1.09	Subtotal Policies Issued By Affiliated Agents					XXX	XXX	XXX	XXX	XXX	XXX	XXX
1.10	All Other	XXX	XXX	XXX		XXX	XXX	XXX	XXX	XXX	XXX	XXX
1.11	Subtotal for Type of Rate Code	123	25	58,104	97,185	XXX	XXX	XXX	XXX	XXX	XXX	XXX
2.	Experience for Policies Having Type of Rate Code:											
2.01	Residential Policies Issued Directly					XXX	XXX	XXX	XXX	XXX	XXX	XXX
2.02	Non-residential Policies Issued Directly					XXX	XXX	XXX	XXX	XXX	XXX	XXX
2.03	Subtotal Policies Issued Directly					XXX	XXX	XXX	XXX	XXX	XXX	XXX
2.04	Residential Policies Issued by Non-Affiliated Agents					XXX	XXX	XXX	XXX	XXX	XXX	XXX
2.05	Non-residential Policies Issued By Non-Affiliated Agents					XXX	XXX	XXX	XXX	XXX	XXX	XXX
2.06	Subtotal Policies Issued By Non-Affiliated Agents					XXX	XXX	XXX	XXX	XXX	XXX	XXX
2.07	Residential Policies Issued By Affiliated Agents					XXX	XXX	XXX	XXX	XXX	XXX	XXX
2.08	Non-residential Policies Issued By Affiliated Agents					XXX	XXX	XXX	XXX	XXX	XXX	XXX
2.09	Subtotal Policies Issued By Affiliated Agents					XXX	XXX	XXX	XXX	XXX	XXX	XXX
2.10	All Other	XXX	XXX	XXX		XXX	XXX	XXX	XXX	XXX	XXX	XXX
2.11	Subtotal for Type of Rate Code					XXX	XXX	XXX	XXX	XXX	XXX	XXX
3.	Experience for Policies Having Type of Rate Code:											
3.01	Residential Policies Issued Directly					XXX	XXX	XXX	XXX	XXX	XXX	XXX
3.02	Non-residential Policies Issued Directly					XXX	XXX	XXX	XXX	XXX	XXX	XXX
3.03	Subtotal Policies Issued Directly					XXX	XXX	XXX	XXX	XXX	XXX	XXX
3.04	Residential Policies Issued by Non-Affiliated Agents					XXX	XXX	XXX	XXX	XXX	XXX	XXX
3.05	Non-residential Policies Issued By Non-Affiliated Agents					XXX	XXX	XXX	XXX	XXX	XXX	XXX
3.06	Subtotal Policies Issued By Non-Affiliated Agents					XXX	XXX	XXX	XXX	XXX	XXX	XXX
3.07	Residential Policies Issued By Affiliated Agents					XXX	XXX	XXX	XXX	XXX	XXX	XXX
3.08	Non-residential Policies Issued By Affiliated Agents					XXX	XXX	XXX	XXX	XXX	XXX	XXX
3.09	Subtotal Policies Issued By Affiliated Agents					XXX	XXX	XXX	XXX	XXX	XXX	XXX
3.10	All Other	XXX	XXX	XXX		XXX	XXX	XXX	XXX	XXX	XXX	XXX
3.11	Subtotal for Type of Rate Code					XXX	XXX	XXX	XXX	XXX	XXX	XXX
4.	Experience for All Types of Rate Codes Combined											
4.01	Residential Policies Issued Directly	123	25	58,104	97,185	XXX	XXX	XXX	XXX	XXX	XXX	XXX
4.02	Non-residential Policies Issued Directly					XXX	XXX	XXX	XXX	XXX	XXX	XXX
4.03	Subtotal Policies Issued Directly	123	25	58,104	97,185	XXX	XXX	55,013				
4.04	Residential Policies Issued by Non-Affiliated Agents					XXX	XXX	XXX	XXX	XXX	XXX	XXX
4.05	Non-residential Policies Issued By Non-Affiliated Agents					XXX	XXX	XXX	XXX	XXX	XXX	XXX
4.06	Subtotal Policies Issued By Non-Affiliated Agents					XXX	133					
4.07	Residential Policies Issued By Affiliated Agents					XXX	XXX	XXX	XXX	XXX	XXX	XXX
4.08	Non-residential Policies Issued By Affiliated Agents					XXX	XXX	XXX	XXX	XXX	XXX	XXX
4.09	Subtotal Policies Issued By Affiliated Agents					XXX						
4.10	All Other					XXX	XXX	XXX	XXX	XXX	XXX	XXX
4.11	Subtotal for Type of Rate Codes Combined	123	25	58,104	97,185	XXX	55,146					
5.	Aggregate Write-in for Line 05						4,799					
6.	Total	123	25	58,104	97,185		4,799	55,146				
DETAILS OF WRITE-INS												
0501.	State Licensing Fees						1,294					
0502.	Premium Tax						3,505					
0503.												
0598.	Summary of remaining write-ins for Line 05 from overflow page											
0599.	Totals (Lines 0501 through 0503 plus 0598) (Line 05 above)						4,799					



51632201445042100

EXHIBIT OF PREMIUMS AND LOSSES
DIRECT BUSINESS IN THE STATE OF SOUTH DAKOTA DURING THE YEAR 2014

NAIC Group Code 3483

NAIC Company Code 51632

Type of Business		1 Number of Policies Issued During The Year	2 Direct Amount of Insurance Written in Millions (\$000,000 Omitted)	3 Direct Premiums Written	4 Other Income on Policies Issued for the Type of Business	5 Amounts Paid to or Retained by Title Agents	6 Taxes Licenses and Fees Incurred	7 Direct Premiums Earned	8 Direct Losses Paid	9 Direct Allocated Loss Adjustment Expenses Paid	10 Direct Losses and Allocated Loss Adjustment Expenses Incurred	11 Direct Known Claim Reserve
1.	Experience for Policies Having Type of Rate Code: R											
1.01	Residential Policies Issued Directly	8	1	2,140	6,473	XXX	XXX	XXX	XXX	XXX	XXX	XXX
1.02	Non-residential Policies Issued Directly					XXX	XXX	XXX	XXX	XXX	XXX	XXX
1.03	Subtotal Policies Issued Directly	8	1	2,140	6,473	XXX	XXX	XXX	XXX	XXX	XXX	XXX
1.04	Residential Policies Issued by Non-Affiliated Agents						XXX	XXX	XXX	XXX	XXX	XXX
1.05	Non-residential Policies Issued By Non-Affiliated Agents						XXX	XXX	XXX	XXX	XXX	XXX
1.06	Subtotal Policies Issued By Non-Affiliated Agents						XXX	XXX	XXX	XXX	XXX	XXX
1.07	Residential Policies Issued By Affiliated Agents						XXX	XXX	XXX	XXX	XXX	XXX
1.08	Non-residential Policies Issued By Affiliated Agents						XXX	XXX	XXX	XXX	XXX	XXX
1.09	Subtotal Policies Issued By Affiliated Agents						XXX	XXX	XXX	XXX	XXX	XXX
1.10	All Other	XXX	XXX	XXX		XXX	XXX	XXX	XXX	XXX	XXX	XXX
1.11	Subtotal for Type of Rate Code	8	1	2,140	6,473		XXX	XXX	XXX	XXX	XXX	XXX
2.	Experience for Policies Having Type of Rate Code:											
2.01	Residential Policies Issued Directly					XXX	XXX	XXX	XXX	XXX	XXX	XXX
2.02	Non-residential Policies Issued Directly					XXX	XXX	XXX	XXX	XXX	XXX	XXX
2.03	Subtotal Policies Issued Directly					XXX	XXX	XXX	XXX	XXX	XXX	XXX
2.04	Residential Policies Issued by Non-Affiliated Agents						XXX	XXX	XXX	XXX	XXX	XXX
2.05	Non-residential Policies Issued By Non-Affiliated Agents						XXX	XXX	XXX	XXX	XXX	XXX
2.06	Subtotal Policies Issued By Non-Affiliated Agents						XXX	XXX	XXX	XXX	XXX	XXX
2.07	Residential Policies Issued By Affiliated Agents						XXX	XXX	XXX	XXX	XXX	XXX
2.08	Non-residential Policies Issued By Affiliated Agents						XXX	XXX	XXX	XXX	XXX	XXX
2.09	Subtotal Policies Issued By Affiliated Agents						XXX	XXX	XXX	XXX	XXX	XXX
2.10	All Other	XXX	XXX	XXX		XXX	XXX	XXX	XXX	XXX	XXX	XXX
2.11	Subtotal for Type of Rate Code						XXX	XXX	XXX	XXX	XXX	XXX
3.	Experience for Policies Having Type of Rate Code:											
3.01	Residential Policies Issued Directly					XXX	XXX	XXX	XXX	XXX	XXX	XXX
3.02	Non-residential Policies Issued Directly					XXX	XXX	XXX	XXX	XXX	XXX	XXX
3.03	Subtotal Policies Issued Directly					XXX	XXX	XXX	XXX	XXX	XXX	XXX
3.04	Residential Policies Issued by Non-Affiliated Agents						XXX	XXX	XXX	XXX	XXX	XXX
3.05	Non-residential Policies Issued By Non-Affiliated Agents						XXX	XXX	XXX	XXX	XXX	XXX
3.06	Subtotal Policies Issued By Non-Affiliated Agents						XXX	XXX	XXX	XXX	XXX	XXX
3.07	Residential Policies Issued By Affiliated Agents						XXX	XXX	XXX	XXX	XXX	XXX
3.08	Non-residential Policies Issued By Affiliated Agents						XXX	XXX	XXX	XXX	XXX	XXX
3.09	Subtotal Policies Issued By Affiliated Agents						XXX	XXX	XXX	XXX	XXX	XXX
3.10	All Other	XXX	XXX	XXX		XXX	XXX	XXX	XXX	XXX	XXX	XXX
3.11	Subtotal for Type of Rate Code						XXX	XXX	XXX	XXX	XXX	XXX
4.	Experience for All Types of Rate Codes Combined											
4.01	Residential Policies Issued Directly	8	1	2,140	6,473	XXX	XXX	XXX	XXX	XXX	XXX	XXX
4.02	Non-residential Policies Issued Directly					XXX	XXX	XXX	XXX	XXX	XXX	XXX
4.03	Subtotal Policies Issued Directly	8	1	2,140	6,473		XXX	1,873				
4.04	Residential Policies Issued by Non-Affiliated Agents						XXX	XXX	XXX	XXX	XXX	XXX
4.05	Non-residential Policies Issued By Non-Affiliated Agents						XXX	XXX	XXX	XXX	XXX	XXX
4.06	Subtotal Policies Issued By Non-Affiliated Agents						XXX					
4.07	Residential Policies Issued By Affiliated Agents						XXX	XXX	XXX	XXX	XXX	XXX
4.08	Non-residential Policies Issued By Affiliated Agents						XXX	XXX	XXX	XXX	XXX	XXX
4.09	Subtotal Policies Issued By Affiliated Agents						XXX					
4.10	All Other						XXX	XXX	XXX	XXX	XXX	XXX
4.11	Subtotal for Type of Rate Codes Combined	8	1	2,140	6,473		XXX	1,873				
5.	Aggregate Write-in for Line 05						1,582					
6.	Total	8	1	2,140	6,473		1,582	1,873				
DETAILS OF WRITE-INS												
0501.	State Licensing Fees						1,029					
0502.	Premium Tax						553					
0503.												
0598.	Summary of remaining write-ins for Line 05 from overflow page											
0599.	Totals (Lines 0501 through 0503 plus 0598) (Line 05 above)						1,582					

18.SD



51632201445043100

EXHIBIT OF PREMIUMS AND LOSSES
DIRECT BUSINESS IN THE STATE OF TENNESSEE DURING THE YEAR 2014

NAIC Group Code 3483

NAIC Company Code 51632

Type of Business		1 Number of Policies Issued During The Year	2 Direct Amount of Insurance Written in Millions (\$000,000 Omitted)	3 Direct Premiums Written	4 Other Income on Policies Issued for the Type of Business	5 Amounts Paid to or Retained by Title Agents	6 Taxes Licenses and Fees Incurred	7 Direct Premiums Earned	8 Direct Losses Paid	9 Direct Allocated Loss Adjustment Expenses Paid	10 Direct Losses and Allocated Loss Adjustment Expenses Incurred	11 Direct Known Claim Reserve
1.	Experience for Policies Having Type of Rate Code: R											
1.01	Residential Policies Issued Directly	83	19	23,558	48,001	X X X	X X X	X X X	X X X	X X X	X X X	X X X
1.02	Non-residential Policies Issued Directly	1		214	575	X X X	X X X	X X X	X X X	X X X	X X X	X X X
1.03	Subtotal Policies Issued Directly	84	19	23,772	48,576	X X X	X X X	X X X	X X X	X X X	X X X	X X X
1.04	Residential Policies Issued by Non-Affiliated Agents						X X X	X X X	X X X	X X X	X X X	X X X
1.05	Non-residential Policies Issued By Non-Affiliated Agents						X X X	X X X	X X X	X X X	X X X	X X X
1.06	Subtotal Policies Issued By Non-Affiliated Agents						X X X	X X X	X X X	X X X	X X X	X X X
1.07	Residential Policies Issued By Affiliated Agents						X X X	X X X	X X X	X X X	X X X	X X X
1.08	Non-residential Policies Issued By Affiliated Agents						X X X	X X X	X X X	X X X	X X X	X X X
1.09	Subtotal Policies Issued By Affiliated Agents						X X X	X X X	X X X	X X X	X X X	X X X
1.10	All Other	X X X	X X X	X X X		X X X	X X X	X X X	X X X	X X X	X X X	X X X
1.11	Subtotal for Type of Rate Code	84	19	23,772	48,576		X X X	X X X	X X X	X X X	X X X	X X X
2.	Experience for Policies Having Type of Rate Code: RSX											
2.01	Residential Policies Issued Directly	19	6	12,777	10,920	X X X	X X X	X X X	X X X	X X X	X X X	X X X
2.02	Non-residential Policies Issued Directly					X X X	X X X	X X X	X X X	X X X	X X X	X X X
2.03	Subtotal Policies Issued Directly	19	6	12,777	10,920	X X X	X X X	X X X	X X X	X X X	X X X	X X X
2.04	Residential Policies Issued by Non-Affiliated Agents						X X X	X X X	X X X	X X X	X X X	X X X
2.05	Non-residential Policies Issued By Non-Affiliated Agents						X X X	X X X	X X X	X X X	X X X	X X X
2.06	Subtotal Policies Issued By Non-Affiliated Agents						X X X	X X X	X X X	X X X	X X X	X X X
2.07	Residential Policies Issued By Affiliated Agents						X X X	X X X	X X X	X X X	X X X	X X X
2.08	Non-residential Policies Issued By Affiliated Agents						X X X	X X X	X X X	X X X	X X X	X X X
2.09	Subtotal Policies Issued By Affiliated Agents						X X X	X X X	X X X	X X X	X X X	X X X
2.10	All Other	X X X	X X X	X X X		X X X	X X X	X X X	X X X	X X X	X X X	X X X
2.11	Subtotal for Type of Rate Code	19	6	12,777	10,920		X X X	X X X	X X X	X X X	X X X	X X X
3.	Experience for Policies Having Type of Rate Code:											
3.01	Residential Policies Issued Directly					X X X	X X X	X X X	X X X	X X X	X X X	X X X
3.02	Non-residential Policies Issued Directly					X X X	X X X	X X X	X X X	X X X	X X X	X X X
3.03	Subtotal Policies Issued Directly					X X X	X X X	X X X	X X X	X X X	X X X	X X X
3.04	Residential Policies Issued by Non-Affiliated Agents						X X X	X X X	X X X	X X X	X X X	X X X
3.05	Non-residential Policies Issued By Non-Affiliated Agents						X X X	X X X	X X X	X X X	X X X	X X X
3.06	Subtotal Policies Issued By Non-Affiliated Agents						X X X	X X X	X X X	X X X	X X X	X X X
3.07	Residential Policies Issued By Affiliated Agents						X X X	X X X	X X X	X X X	X X X	X X X
3.08	Non-residential Policies Issued By Affiliated Agents						X X X	X X X	X X X	X X X	X X X	X X X
3.09	Subtotal Policies Issued By Affiliated Agents						X X X	X X X	X X X	X X X	X X X	X X X
3.10	All Other	X X X	X X X	X X X		X X X	X X X	X X X	X X X	X X X	X X X	X X X
3.11	Subtotal for Type of Rate Code						X X X	X X X	X X X	X X X	X X X	X X X
4.	Experience for All Types of Rate Codes Combined											
4.01	Residential Policies Issued Directly	102	25	36,335	58,921	X X X	X X X	X X X	X X X	X X X	X X X	X X X
4.02	Non-residential Policies Issued Directly	1		214	575	X X X	X X X	X X X	X X X	X X X	X X X	X X X
4.03	Subtotal Policies Issued Directly	103	25	36,549	59,496		X X X		33,996			
4.04	Residential Policies Issued by Non-Affiliated Agents						X X X	X X X	X X X	X X X	X X X	X X X
4.05	Non-residential Policies Issued By Non-Affiliated Agents						X X X	X X X	X X X	X X X	X X X	X X X
4.06	Subtotal Policies Issued By Non-Affiliated Agents						X X X		394	1,272	66,272	65,000
4.07	Residential Policies Issued By Affiliated Agents						X X X	X X X	X X X	X X X	X X X	X X X
4.08	Non-residential Policies Issued By Affiliated Agents						X X X	X X X	X X X	X X X	X X X	X X X
4.09	Subtotal Policies Issued By Affiliated Agents						X X X					
4.10	All Other						X X X	X X X	X X X	X X X	X X X	X X X
4.11	Subtotal for Type of Rate Codes Combined	103	25	36,549	59,496		X X X	34,390		1,272	66,272	65,000
5.	Aggregate Write-in for Line 05						1,510					
6.	Total	103	25	36,549	59,496			34,390		1,272	66,272	65,000
DETAILS OF WRITE-INS												
0501.	State Licensing Fees						581					
0502.	Premium Tax						929					
0503.												
0598.	Summary of remaining write-ins for Line 05 from overflow page											
0599.	Totals (Lines 0501 through 0503 plus 0598) (Line 05 above)						1,510					



51632201445044100

EXHIBIT OF PREMIUMS AND LOSSES
DIRECT BUSINESS IN THE STATE OF TEXAS DURING THE YEAR 2014

NAIC Group Code 3483

NAIC Company Code 51632

Type of Business		1 Number of Policies Issued During The Year	2 Direct Amount of Insurance Written in Millions (\$000,000 Omitted)	3 Direct Premiums Written	4 Other Income on Policies Issued for the Type of Business	5 Amounts Paid to or Retained by Title Agents	6 Taxes Licenses and Fees Incurred	7 Direct Premiums Earned	8 Direct Losses Paid	9 Direct Allocated Loss Adjustment Expenses Paid	10 Direct Losses and Allocated Loss Adjustment Expenses Incurred	11 Direct Known Claim Reserve
1.	Experience for Policies Having Type of Rate Code: RSX											
1.01	Residential Policies Issued Directly	429	90	577,907	161,461	XXX	XXX	XXX	XXX	XXX	XXX	XXX
1.02	Non-residential Policies Issued Directly					XXX	XXX	XXX	XXX	XXX	XXX	XXX
1.03	Subtotal Policies Issued Directly	429	90	577,907	161,461	XXX	XXX	XXX	XXX	XXX	XXX	XXX
1.04	Residential Policies Issued by Non-Affiliated Agents					XXX	XXX	XXX	XXX	XXX	XXX	XXX
1.05	Non-residential Policies Issued By Non-Affiliated Agents					XXX	XXX	XXX	XXX	XXX	XXX	XXX
1.06	Subtotal Policies Issued By Non-Affiliated Agents					XXX	XXX	XXX	XXX	XXX	XXX	XXX
1.07	Residential Policies Issued By Affiliated Agents					XXX	XXX	XXX	XXX	XXX	XXX	XXX
1.08	Non-residential Policies Issued By Affiliated Agents					XXX	XXX	XXX	XXX	XXX	XXX	XXX
1.09	Subtotal Policies Issued By Affiliated Agents					XXX	XXX	XXX	XXX	XXX	XXX	XXX
1.10	All Other	XXX	XXX	XXX		XXX	XXX	XXX	XXX	XXX	XXX	XXX
1.11	Subtotal for Type of Rate Code	429	90	577,907	161,461	XXX	XXX	XXX	XXX	XXX	XXX	XXX
2.	Experience for Policies Having Type of Rate Code:											
2.01	Residential Policies Issued Directly					XXX	XXX	XXX	XXX	XXX	XXX	XXX
2.02	Non-residential Policies Issued Directly					XXX	XXX	XXX	XXX	XXX	XXX	XXX
2.03	Subtotal Policies Issued Directly					XXX	XXX	XXX	XXX	XXX	XXX	XXX
2.04	Residential Policies Issued by Non-Affiliated Agents					XXX	XXX	XXX	XXX	XXX	XXX	XXX
2.05	Non-residential Policies Issued By Non-Affiliated Agents					XXX	XXX	XXX	XXX	XXX	XXX	XXX
2.06	Subtotal Policies Issued By Non-Affiliated Agents					XXX	XXX	XXX	XXX	XXX	XXX	XXX
2.07	Residential Policies Issued By Affiliated Agents					XXX	XXX	XXX	XXX	XXX	XXX	XXX
2.08	Non-residential Policies Issued By Affiliated Agents					XXX	XXX	XXX	XXX	XXX	XXX	XXX
2.09	Subtotal Policies Issued By Affiliated Agents					XXX	XXX	XXX	XXX	XXX	XXX	XXX
2.10	All Other	XXX	XXX	XXX		XXX	XXX	XXX	XXX	XXX	XXX	XXX
2.11	Subtotal for Type of Rate Code					XXX	XXX	XXX	XXX	XXX	XXX	XXX
3.	Experience for Policies Having Type of Rate Code:											
3.01	Residential Policies Issued Directly					XXX	XXX	XXX	XXX	XXX	XXX	XXX
3.02	Non-residential Policies Issued Directly					XXX	XXX	XXX	XXX	XXX	XXX	XXX
3.03	Subtotal Policies Issued Directly					XXX	XXX	XXX	XXX	XXX	XXX	XXX
3.04	Residential Policies Issued by Non-Affiliated Agents					XXX	XXX	XXX	XXX	XXX	XXX	XXX
3.05	Non-residential Policies Issued By Non-Affiliated Agents					XXX	XXX	XXX	XXX	XXX	XXX	XXX
3.06	Subtotal Policies Issued By Non-Affiliated Agents					XXX	XXX	XXX	XXX	XXX	XXX	XXX
3.07	Residential Policies Issued By Affiliated Agents					XXX	XXX	XXX	XXX	XXX	XXX	XXX
3.08	Non-residential Policies Issued By Affiliated Agents					XXX	XXX	XXX	XXX	XXX	XXX	XXX
3.09	Subtotal Policies Issued By Affiliated Agents					XXX	XXX	XXX	XXX	XXX	XXX	XXX
3.10	All Other	XXX	XXX	XXX		XXX	XXX	XXX	XXX	XXX	XXX	XXX
3.11	Subtotal for Type of Rate Code					XXX	XXX	XXX	XXX	XXX	XXX	XXX
4.	Experience for All Types of Rate Codes Combined											
4.01	Residential Policies Issued Directly	429	90	577,907	161,461	XXX	XXX	XXX	XXX	XXX	XXX	XXX
4.02	Non-residential Policies Issued Directly					XXX	XXX	XXX	XXX	XXX	XXX	XXX
4.03	Subtotal Policies Issued Directly	429	90	577,907	161,461				520,335			
4.04	Residential Policies Issued by Non-Affiliated Agents					XXX	XXX	XXX	XXX	XXX	XXX	XXX
4.05	Non-residential Policies Issued By Non-Affiliated Agents					XXX	XXX	XXX	XXX	XXX	XXX	XXX
4.06	Subtotal Policies Issued By Non-Affiliated Agents					XXX	XXX	XXX	XXX	XXX	XXX	XXX
4.07	Residential Policies Issued By Affiliated Agents					XXX	XXX	XXX	XXX	XXX	XXX	XXX
4.08	Non-residential Policies Issued By Affiliated Agents					XXX	XXX	XXX	XXX	XXX	XXX	XXX
4.09	Subtotal Policies Issued By Affiliated Agents					XXX	XXX	XXX	XXX	XXX	XXX	XXX
4.10	All Other					XXX	XXX	XXX	XXX	XXX	XXX	XXX
4.11	Subtotal for Type of Rate Codes Combined	429	90	577,907	161,461	XXX	XXX	520,335				
5.	Aggregate Write-in for Line 05						8,836					
6.	Total	429	90	577,907	161,461		8,836	520,335				
DETAILS OF WRITE-INS												
0501.	State Licensing Fees						473					
0502.	Premium Tax						8,363					
0503.												
0598.	Summary of remaining write-ins for Line 05 from overflow page											
0599.	Totals (Lines 0501 through 0503 plus 0598) (Line 05 above)						8,836					

18 TX



51632201445045100

EXHIBIT OF PREMIUMS AND LOSSES
DIRECT BUSINESS IN THE STATE OF UTAH DURING THE YEAR 2014

NAIC Group Code 3483

NAIC Company Code 51632

Type of Business		1 Number of Policies Issued During The Year	2 Direct Amount of Insurance Written in Millions (\$000,000 Omitted)	3 Direct Premiums Written	4 Other Income on Policies Issued for the Type of Business	5 Amounts Paid to or Retained by Title Agents	6 Taxes Licenses and Fees Incurred	7 Direct Premiums Earned	8 Direct Losses Paid	9 Direct Allocated Loss Adjustment Expenses Paid	10 Direct Losses and Allocated Loss Adjustment Expenses Incurred	11 Direct Known Claim Reserve
1.	Experience for Policies Having Type of Rate Code: R											
1.01	Residential Policies Issued Directly					XXX	XXX	XXX	XXX	XXX	XXX	XXX
1.02	Non-residential Policies Issued Directly					XXX	XXX	XXX	XXX	XXX	XXX	XXX
1.03	Subtotal Policies Issued Directly					XXX	XXX	XXX	XXX	XXX	XXX	XXX
1.04	Residential Policies Issued by Non-Affiliated Agents						XXX	XXX	XXX	XXX	XXX	XXX
1.05	Non-residential Policies Issued By Non-Affiliated Agents						XXX	XXX	XXX	XXX	XXX	XXX
1.06	Subtotal Policies Issued By Non-Affiliated Agents						XXX	XXX	XXX	XXX	XXX	XXX
1.07	Residential Policies Issued By Affiliated Agents						XXX	XXX	XXX	XXX	XXX	XXX
1.08	Non-residential Policies Issued By Affiliated Agents						XXX	XXX	XXX	XXX	XXX	XXX
1.09	Subtotal Policies Issued By Affiliated Agents						XXX	XXX	XXX	XXX	XXX	XXX
1.10	All Other	XXX	XXX	XXX		XXX	XXX	XXX	XXX	XXX	XXX	XXX
1.11	Subtotal for Type of Rate Code						XXX	XXX	XXX	XXX	XXX	XXX
2.	Experience for Policies Having Type of Rate Code:											
2.01	Residential Policies Issued Directly					XXX	XXX	XXX	XXX	XXX	XXX	XXX
2.02	Non-residential Policies Issued Directly					XXX	XXX	XXX	XXX	XXX	XXX	XXX
2.03	Subtotal Policies Issued Directly					XXX	XXX	XXX	XXX	XXX	XXX	XXX
2.04	Residential Policies Issued by Non-Affiliated Agents						XXX	XXX	XXX	XXX	XXX	XXX
2.05	Non-residential Policies Issued By Non-Affiliated Agents						XXX	XXX	XXX	XXX	XXX	XXX
2.06	Subtotal Policies Issued By Non-Affiliated Agents						XXX	XXX	XXX	XXX	XXX	XXX
2.07	Residential Policies Issued By Affiliated Agents						XXX	XXX	XXX	XXX	XXX	XXX
2.08	Non-residential Policies Issued By Affiliated Agents						XXX	XXX	XXX	XXX	XXX	XXX
2.09	Subtotal Policies Issued By Affiliated Agents						XXX	XXX	XXX	XXX	XXX	XXX
2.10	All Other	XXX	XXX	XXX		XXX	XXX	XXX	XXX	XXX	XXX	XXX
2.11	Subtotal for Type of Rate Code						XXX	XXX	XXX	XXX	XXX	XXX
3.	Experience for Policies Having Type of Rate Code:											
3.01	Residential Policies Issued Directly					XXX	XXX	XXX	XXX	XXX	XXX	XXX
3.02	Non-residential Policies Issued Directly					XXX	XXX	XXX	XXX	XXX	XXX	XXX
3.03	Subtotal Policies Issued Directly					XXX	XXX	XXX	XXX	XXX	XXX	XXX
3.04	Residential Policies Issued by Non-Affiliated Agents						XXX	XXX	XXX	XXX	XXX	XXX
3.05	Non-residential Policies Issued By Non-Affiliated Agents						XXX	XXX	XXX	XXX	XXX	XXX
3.06	Subtotal Policies Issued By Non-Affiliated Agents						XXX	XXX	XXX	XXX	XXX	XXX
3.07	Residential Policies Issued By Affiliated Agents						XXX	XXX	XXX	XXX	XXX	XXX
3.08	Non-residential Policies Issued By Affiliated Agents						XXX	XXX	XXX	XXX	XXX	XXX
3.09	Subtotal Policies Issued By Affiliated Agents						XXX	XXX	XXX	XXX	XXX	XXX
3.10	All Other	XXX	XXX	XXX		XXX	XXX	XXX	XXX	XXX	XXX	XXX
3.11	Subtotal for Type of Rate Code						XXX	XXX	XXX	XXX	XXX	XXX
4.	Experience for All Types of Rate Codes Combined											
4.01	Residential Policies Issued Directly					XXX	XXX	XXX	XXX	XXX	XXX	XXX
4.02	Non-residential Policies Issued Directly					XXX	XXX	XXX	XXX	XXX	XXX	XXX
4.03	Subtotal Policies Issued Directly								64			
4.04	Residential Policies Issued by Non-Affiliated Agents						XXX	XXX	XXX	XXX	XXX	XXX
4.05	Non-residential Policies Issued By Non-Affiliated Agents						XXX	XXX	XXX	XXX	XXX	XXX
4.06	Subtotal Policies Issued By Non-Affiliated Agents						XXX	72		4,646	4,646	
4.07	Residential Policies Issued By Affiliated Agents						XXX	XXX	XXX	XXX	XXX	XXX
4.08	Non-residential Policies Issued By Affiliated Agents						XXX	XXX	XXX	XXX	XXX	XXX
4.09	Subtotal Policies Issued By Affiliated Agents						XXX					
4.10	All Other						XXX	XXX	XXX	XXX	XXX	XXX
4.11	Subtotal for Type of Rate Codes Combined						XXX	136		4,646	4,646	
5.	Aggregate Write-in for Line 05						1,361					
6.	Total						1,361	136		4,646	4,646	
DETAILS OF WRITE-INS												
0501.	State Licensing Fees						859					
0502.	Premium Tax						502					
0503.												
0598.	Summary of remaining write-ins for Line 05 from overflow page											
0599.	Totals (Lines 0501 through 0503 plus 0598) (Line 05 above)						1,361					



51632201445047100

EXHIBIT OF PREMIUMS AND LOSSES
DIRECT BUSINESS IN THE STATE OF VIRGINIA DURING THE YEAR 2014

NAIC Group Code		3483		NAIC Company Code									51632	
Type of Business		1 Number of Policies Issued During The Year	2 Direct Amount of Insurance Written in Millions (\$000,000 Omitted)	3 Direct Premiums Written	4 Other Income on Policies Issued for the Type of Business	5 Amounts Paid to or Retained by Title Agents	6 Taxes Licenses and Fees Incurred	7 Direct Premiums Earned	8 Direct Losses Paid	9 Direct Allocated Loss Adjustment Expenses Paid	10 Direct Losses and Allocated Loss Adjustment Expenses Incurred	11 Direct Known Claim Reserve		
1.	Experience for Policies Having Type of Rate Code: R													
1.01	Residential Policies Issued Directly	210	77	157,308	129,095	X X X	X X X	X X X	X X X	X X X	X X X	X X X		
1.02	Non-residential Policies Issued Directly	1	1	1,352	625	X X X	X X X	X X X	X X X	X X X	X X X	X X X		
1.03	Subtotal Policies Issued Directly	211	78	158,660	129,720	X X X	X X X	X X X	X X X	X X X	X X X	X X X		
1.04	Residential Policies Issued by Non-Affiliated Agents						X X X	X X X	X X X	X X X	X X X	X X X		
1.05	Non-residential Policies Issued By Non-Affiliated Agents						X X X	X X X	X X X	X X X	X X X	X X X		
1.06	Subtotal Policies Issued By Non-Affiliated Agents						X X X	X X X	X X X	X X X	X X X	X X X		
1.07	Residential Policies Issued By Affiliated Agents						X X X	X X X	X X X	X X X	X X X	X X X		
1.08	Non-residential Policies Issued By Affiliated Agents						X X X	X X X	X X X	X X X	X X X	X X X		
1.09	Subtotal Policies Issued By Affiliated Agents						X X X	X X X	X X X	X X X	X X X	X X X		
1.10	All Other	X X X	X X X	X X X		X X X	X X X	X X X	X X X	X X X	X X X	X X X		
1.11	Subtotal for Type of Rate Code	211	78	158,660	129,720		X X X	X X X	X X X	X X X	X X X	X X X		
2.	Experience for Policies Having Type of Rate Code:													
2.01	Residential Policies Issued Directly					X X X	X X X	X X X	X X X	X X X	X X X	X X X		
2.02	Non-residential Policies Issued Directly					X X X	X X X	X X X	X X X	X X X	X X X	X X X		
2.03	Subtotal Policies Issued Directly					X X X	X X X	X X X	X X X	X X X	X X X	X X X		
2.04	Residential Policies Issued by Non-Affiliated Agents						X X X	X X X	X X X	X X X	X X X	X X X		
2.05	Non-residential Policies Issued By Non-Affiliated Agents						X X X	X X X	X X X	X X X	X X X	X X X		
2.06	Subtotal Policies Issued By Non-Affiliated Agents						X X X	X X X	X X X	X X X	X X X	X X X		
2.07	Residential Policies Issued By Affiliated Agents						X X X	X X X	X X X	X X X	X X X	X X X		
2.08	Non-residential Policies Issued By Affiliated Agents						X X X	X X X	X X X	X X X	X X X	X X X		
2.09	Subtotal Policies Issued By Affiliated Agents						X X X	X X X	X X X	X X X	X X X	X X X		
2.10	All Other	X X X	X X X	X X X		X X X	X X X	X X X	X X X	X X X	X X X	X X X		
2.11	Subtotal for Type of Rate Code						X X X	X X X	X X X	X X X	X X X	X X X		
3.	Experience for Policies Having Type of Rate Code:													
3.01	Residential Policies Issued Directly					X X X	X X X	X X X	X X X	X X X	X X X	X X X		
3.02	Non-residential Policies Issued Directly					X X X	X X X	X X X	X X X	X X X	X X X	X X X		
3.03	Subtotal Policies Issued Directly					X X X	X X X	X X X	X X X	X X X	X X X	X X X		
3.04	Residential Policies Issued by Non-Affiliated Agents						X X X	X X X	X X X	X X X	X X X	X X X		
3.05	Non-residential Policies Issued By Non-Affiliated Agents						X X X	X X X	X X X	X X X	X X X	X X X		
3.06	Subtotal Policies Issued By Non-Affiliated Agents						X X X	X X X	X X X	X X X	X X X	X X X		
3.07	Residential Policies Issued By Affiliated Agents						X X X	X X X	X X X	X X X	X X X	X X X		
3.08	Non-residential Policies Issued By Affiliated Agents						X X X	X X X	X X X	X X X	X X X	X X X		
3.09	Subtotal Policies Issued By Affiliated Agents						X X X	X X X	X X X	X X X	X X X	X X X		
3.10	All Other	X X X	X X X	X X X		X X X	X X X	X X X	X X X	X X X	X X X	X X X		
3.11	Subtotal for Type of Rate Code						X X X	X X X	X X X	X X X	X X X	X X X		
4.	Experience for All Types of Rate Codes Combined													
4.01	Residential Policies Issued Directly	210	77	157,308	129,095	X X X	X X X	X X X	X X X	X X X	X X X	X X X		
4.02	Non-residential Policies Issued Directly	1	1	1,352	625	X X X	X X X	X X X	X X X	X X X	X X X	X X X		
4.03	Subtotal Policies Issued Directly	211	78	158,660	129,720		X X X	164,394		5,714	5,714			
4.04	Residential Policies Issued by Non-Affiliated Agents						X X X	X X X	X X X	X X X	X X X	X X X		
4.05	Non-residential Policies Issued By Non-Affiliated Agents						X X X	X X X	X X X	X X X	X X X	X X X		
4.06	Subtotal Policies Issued By Non-Affiliated Agents						X X X	337						
4.07	Residential Policies Issued By Affiliated Agents						X X X	X X X	X X X	X X X	X X X	X X X		
4.08	Non-residential Policies Issued By Affiliated Agents						X X X	X X X	X X X	X X X	X X X	X X X		
4.09	Subtotal Policies Issued By Affiliated Agents						X X X							
4.10	All Other						X X X	X X X	X X X	X X X	X X X	X X X		
4.11	Subtotal for Type of Rate Codes Combined	211	78	158,660	129,720		X X X	164,731		5,714	5,714			
5.	Aggregate Write-in for Line 05						4,683							
6.	Total	211	78	158,660	129,720		4,683	164,731		5,714	5,714			
DETAILS OF WRITE-INS														
0501.	State Licensing Fees						1,113							
0502.	Premium Tax						3,570							
0503.														
0598.	Summary of remaining write-ins for Line 05 from overflow page													
0599.	Totals (Lines 0501 through 0503 plus 0598) (Line 05 above)						4,683							



51632201445048100

EXHIBIT OF PREMIUMS AND LOSSES
DIRECT BUSINESS IN THE STATE OF WASHINGTON DURING THE YEAR 2014

NAIC Group Code 3483

NAIC Company Code 51632

Type of Business		1 Number of Policies Issued During The Year	2 Direct Amount of Insurance Written in Millions (\$000,000 Omitted)	3 Direct Premiums Written	4 Other Income on Policies Issued for the Type of Business	5 Amounts Paid to or Retained by Title Agents	6 Taxes Licenses and Fees Incurred	7 Direct Premiums Earned	8 Direct Losses Paid	9 Direct Allocated Loss Adjustment Expenses Paid	10 Direct Losses and Allocated Loss Adjustment Expenses Incurred	11 Direct Known Claim Reserve
1.	Experience for Policies Having Type of Rate Code: RSX											
1.01	Residential Policies Issued Directly					XXX	XXX	XXX	XXX	XXX	XXX	XXX
1.02	Non-residential Policies Issued Directly					XXX	XXX	XXX	XXX	XXX	XXX	XXX
1.03	Subtotal Policies Issued Directly					XXX	XXX	XXX	XXX	XXX	XXX	XXX
1.04	Residential Policies Issued by Non-Affiliated Agents						XXX	XXX	XXX	XXX	XXX	XXX
1.05	Non-residential Policies Issued By Non-Affiliated Agents						XXX	XXX	XXX	XXX	XXX	XXX
1.06	Subtotal Policies Issued By Non-Affiliated Agents						XXX	XXX	XXX	XXX	XXX	XXX
1.07	Residential Policies Issued By Affiliated Agents						XXX	XXX	XXX	XXX	XXX	XXX
1.08	Non-residential Policies Issued By Affiliated Agents						XXX	XXX	XXX	XXX	XXX	XXX
1.09	Subtotal Policies Issued By Affiliated Agents						XXX	XXX	XXX	XXX	XXX	XXX
1.10	All Other	XXX	XXX	XXX		XXX	XXX	XXX	XXX	XXX	XXX	XXX
1.11	Subtotal for Type of Rate Code						XXX	XXX	XXX	XXX	XXX	XXX
2.	Experience for Policies Having Type of Rate Code:											
2.01	Residential Policies Issued Directly					XXX	XXX	XXX	XXX	XXX	XXX	XXX
2.02	Non-residential Policies Issued Directly					XXX	XXX	XXX	XXX	XXX	XXX	XXX
2.03	Subtotal Policies Issued Directly					XXX	XXX	XXX	XXX	XXX	XXX	XXX
2.04	Residential Policies Issued by Non-Affiliated Agents						XXX	XXX	XXX	XXX	XXX	XXX
2.05	Non-residential Policies Issued By Non-Affiliated Agents						XXX	XXX	XXX	XXX	XXX	XXX
2.06	Subtotal Policies Issued By Non-Affiliated Agents						XXX	XXX	XXX	XXX	XXX	XXX
2.07	Residential Policies Issued By Affiliated Agents						XXX	XXX	XXX	XXX	XXX	XXX
2.08	Non-residential Policies Issued By Affiliated Agents						XXX	XXX	XXX	XXX	XXX	XXX
2.09	Subtotal Policies Issued By Affiliated Agents						XXX	XXX	XXX	XXX	XXX	XXX
2.10	All Other	XXX	XXX	XXX		XXX	XXX	XXX	XXX	XXX	XXX	XXX
2.11	Subtotal for Type of Rate Code						XXX	XXX	XXX	XXX	XXX	XXX
3.	Experience for Policies Having Type of Rate Code:											
3.01	Residential Policies Issued Directly					XXX	XXX	XXX	XXX	XXX	XXX	XXX
3.02	Non-residential Policies Issued Directly					XXX	XXX	XXX	XXX	XXX	XXX	XXX
3.03	Subtotal Policies Issued Directly					XXX	XXX	XXX	XXX	XXX	XXX	XXX
3.04	Residential Policies Issued by Non-Affiliated Agents						XXX	XXX	XXX	XXX	XXX	XXX
3.05	Non-residential Policies Issued By Non-Affiliated Agents						XXX	XXX	XXX	XXX	XXX	XXX
3.06	Subtotal Policies Issued By Non-Affiliated Agents						XXX	XXX	XXX	XXX	XXX	XXX
3.07	Residential Policies Issued By Affiliated Agents						XXX	XXX	XXX	XXX	XXX	XXX
3.08	Non-residential Policies Issued By Affiliated Agents						XXX	XXX	XXX	XXX	XXX	XXX
3.09	Subtotal Policies Issued By Affiliated Agents						XXX	XXX	XXX	XXX	XXX	XXX
3.10	All Other	XXX	XXX	XXX		XXX	XXX	XXX	XXX	XXX	XXX	XXX
3.11	Subtotal for Type of Rate Code						XXX	XXX	XXX	XXX	XXX	XXX
4.	Experience for All Types of Rate Codes Combined											
4.01	Residential Policies Issued Directly					XXX	XXX	XXX	XXX	XXX	XXX	XXX
4.02	Non-residential Policies Issued Directly					XXX	XXX	XXX	XXX	XXX	XXX	XXX
4.03	Subtotal Policies Issued Directly						XXX	XXX	6			
4.04	Residential Policies Issued by Non-Affiliated Agents						XXX	XXX	XXX	XXX	XXX	XXX
4.05	Non-residential Policies Issued By Non-Affiliated Agents						XXX	XXX	XXX	XXX	XXX	XXX
4.06	Subtotal Policies Issued By Non-Affiliated Agents						XXX	362				
4.07	Residential Policies Issued By Affiliated Agents						XXX	XXX	XXX	XXX	XXX	XXX
4.08	Non-residential Policies Issued By Affiliated Agents						XXX	XXX	XXX	XXX	XXX	XXX
4.09	Subtotal Policies Issued By Affiliated Agents						XXX					
4.10	All Other						XXX	XXX	XXX	XXX	XXX	XXX
4.11	Subtotal for Type of Rate Codes Combined						XXX	368				
5.	Aggregate Write-in for Line 05						845					
6.	Total						845	368				
DETAILS OF WRITE-INS												
0501.	State Licensing Fees						845					
0502.	Premium Tax											
0503.												
0598.	Summary of remaining write-ins for Line 05 from overflow page											
0599.	Totals (Lines 0501 through 0503 plus 0598) (Line 05 above)						845					



51632201445049100

EXHIBIT OF PREMIUMS AND LOSSES
DIRECT BUSINESS IN THE STATE OF WEST VIRGINIA DURING THE YEAR 2014

NAIC Group Code 3483

NAIC Company Code 51632

Type of Business		1 Number of Policies Issued During The Year	2 Direct Amount of Insurance Written in Millions (\$000,000 Omitted)	3 Direct Premiums Written	4 Other Income on Policies Issued for the Type of Business	5 Amounts Paid to or Retained by Title Agents	6 Taxes Licenses and Fees Incurred	7 Direct Premiums Earned	8 Direct Losses Paid	9 Direct Allocated Loss Adjustment Expenses Paid	10 Direct Losses and Allocated Loss Adjustment Expenses Incurred	11 Direct Known Claim Reserve
1.	Experience for Policies Having Type of Rate Code: R											
1.01	Residential Policies Issued Directly	6	2	4,324	4,382	XXX	XXX	XXX	XXX	XXX	XXX	XXX
1.02	Non-residential Policies Issued Directly					XXX	XXX	XXX	XXX	XXX	XXX	XXX
1.03	Subtotal Policies Issued Directly	6	2	4,324	4,382	XXX	XXX	XXX	XXX	XXX	XXX	XXX
1.04	Residential Policies Issued by Non-Affiliated Agents						XXX	XXX	XXX	XXX	XXX	XXX
1.05	Non-residential Policies Issued By Non-Affiliated Agents						XXX	XXX	XXX	XXX	XXX	XXX
1.06	Subtotal Policies Issued By Non-Affiliated Agents						XXX	XXX	XXX	XXX	XXX	XXX
1.07	Residential Policies Issued By Affiliated Agents						XXX	XXX	XXX	XXX	XXX	XXX
1.08	Non-residential Policies Issued By Affiliated Agents						XXX	XXX	XXX	XXX	XXX	XXX
1.09	Subtotal Policies Issued By Affiliated Agents						XXX	XXX	XXX	XXX	XXX	XXX
1.10	All Other	XXX	XXX	XXX		XXX	XXX	XXX	XXX	XXX	XXX	XXX
1.11	Subtotal for Type of Rate Code	6	2	4,324	4,382		XXX	XXX	XXX	XXX	XXX	XXX
2.	Experience for Policies Having Type of Rate Code:											
2.01	Residential Policies Issued Directly					XXX	XXX	XXX	XXX	XXX	XXX	XXX
2.02	Non-residential Policies Issued Directly					XXX	XXX	XXX	XXX	XXX	XXX	XXX
2.03	Subtotal Policies Issued Directly					XXX	XXX	XXX	XXX	XXX	XXX	XXX
2.04	Residential Policies Issued by Non-Affiliated Agents						XXX	XXX	XXX	XXX	XXX	XXX
2.05	Non-residential Policies Issued By Non-Affiliated Agents						XXX	XXX	XXX	XXX	XXX	XXX
2.06	Subtotal Policies Issued By Non-Affiliated Agents						XXX	XXX	XXX	XXX	XXX	XXX
2.07	Residential Policies Issued By Affiliated Agents						XXX	XXX	XXX	XXX	XXX	XXX
2.08	Non-residential Policies Issued By Affiliated Agents						XXX	XXX	XXX	XXX	XXX	XXX
2.09	Subtotal Policies Issued By Affiliated Agents						XXX	XXX	XXX	XXX	XXX	XXX
2.10	All Other	XXX	XXX	XXX		XXX	XXX	XXX	XXX	XXX	XXX	XXX
2.11	Subtotal for Type of Rate Code						XXX	XXX	XXX	XXX	XXX	XXX
3.	Experience for Policies Having Type of Rate Code:											
3.01	Residential Policies Issued Directly					XXX	XXX	XXX	XXX	XXX	XXX	XXX
3.02	Non-residential Policies Issued Directly					XXX	XXX	XXX	XXX	XXX	XXX	XXX
3.03	Subtotal Policies Issued Directly					XXX	XXX	XXX	XXX	XXX	XXX	XXX
3.04	Residential Policies Issued by Non-Affiliated Agents						XXX	XXX	XXX	XXX	XXX	XXX
3.05	Non-residential Policies Issued By Non-Affiliated Agents						XXX	XXX	XXX	XXX	XXX	XXX
3.06	Subtotal Policies Issued By Non-Affiliated Agents						XXX	XXX	XXX	XXX	XXX	XXX
3.07	Residential Policies Issued By Affiliated Agents						XXX	XXX	XXX	XXX	XXX	XXX
3.08	Non-residential Policies Issued By Affiliated Agents						XXX	XXX	XXX	XXX	XXX	XXX
3.09	Subtotal Policies Issued By Affiliated Agents						XXX	XXX	XXX	XXX	XXX	XXX
3.10	All Other	XXX	XXX	XXX		XXX	XXX	XXX	XXX	XXX	XXX	XXX
3.11	Subtotal for Type of Rate Code						XXX	XXX	XXX	XXX	XXX	XXX
4.	Experience for All Types of Rate Codes Combined											
4.01	Residential Policies Issued Directly	6	2	4,324	4,382	XXX	XXX	XXX	XXX	XXX	XXX	XXX
4.02	Non-residential Policies Issued Directly					XXX	XXX	XXX	XXX	XXX	XXX	XXX
4.03	Subtotal Policies Issued Directly	6	2	4,324	4,382		XXX	4,013				
4.04	Residential Policies Issued by Non-Affiliated Agents						XXX	XXX	XXX	XXX	XXX	XXX
4.05	Non-residential Policies Issued By Non-Affiliated Agents						XXX	XXX	XXX	XXX	XXX	XXX
4.06	Subtotal Policies Issued By Non-Affiliated Agents						XXX	59				
4.07	Residential Policies Issued By Affiliated Agents						XXX	XXX	XXX	XXX	XXX	XXX
4.08	Non-residential Policies Issued By Affiliated Agents						XXX	XXX	XXX	XXX	XXX	XXX
4.09	Subtotal Policies Issued By Affiliated Agents						XXX					
4.10	All Other						XXX	XXX	XXX	XXX	XXX	XXX
4.11	Subtotal for Type of Rate Codes Combined	6	2	4,324	4,382		XXX	4,072				
5.	Aggregate Write-in for Line 05						907					
6.	Total	6	2	4,324	4,382		907	4,072				
DETAILS OF WRITE-INS												
0501.	State Licensing Fees						777					
0502.	Premium Tax						130					
0503.												
0598.	Summary of remaining write-ins for Line 05 from overflow page											
0599.	Totals (Lines 0501 through 0503 plus 0598) (Line 05 above)						907					



51632201445050100

EXHIBIT OF PREMIUMS AND LOSSES
DIRECT BUSINESS IN THE STATE OF WISCONSIN DURING THE YEAR 2014

NAIC Group Code 3483

NAIC Company Code 51632

Type of Business		1 Number of Policies Issued During The Year	2 Direct Amount of Insurance Written in Millions (\$000,000 Omitted)	3 Direct Premiums Written	4 Other Income on Policies Issued for the Type of Business	5 Amounts Paid to or Retained by Title Agents	6 Taxes Licenses and Fees Incurred	7 Direct Premiums Earned	8 Direct Losses Paid	9 Direct Allocated Loss Adjustment Expenses Paid	10 Direct Losses and Allocated Loss Adjustment Expenses Incurred	11 Direct Known Claim Reserve
1.	Experience for Policies Having Type of Rate Code: R											
1.01	Residential Policies Issued Directly	5	1	1,672	3,025	XXX XXX	XXX XXX	XXX XXX	XXX XXX	XXX XXX	XXX XXX	XXX XXX
1.02	Non-residential Policies Issued Directly					XXX	XXX	XXX	XXX	XXX	XXX	XXX
1.03	Subtotal Policies Issued Directly	5	1	1,672	3,025	XXX	XXX	XXX	XXX	XXX	XXX	XXX
1.04	Residential Policies Issued by Non-Affiliated Agents					XXX	XXX	XXX	XXX	XXX	XXX	XXX
1.05	Non-residential Policies Issued By Non-Affiliated Agents					XXX	XXX	XXX	XXX	XXX	XXX	XXX
1.06	Subtotal Policies Issued By Non-Affiliated Agents					XXX	XXX	XXX	XXX	XXX	XXX	XXX
1.07	Residential Policies Issued By Affiliated Agents					XXX	XXX	XXX	XXX	XXX	XXX	XXX
1.08	Non-residential Policies Issued By Affiliated Agents					XXX	XXX	XXX	XXX	XXX	XXX	XXX
1.09	Subtotal Policies Issued By Affiliated Agents					XXX	XXX	XXX	XXX	XXX	XXX	XXX
1.10	All Other	XXX	XXX	XXX		XXX	XXX	XXX	XXX	XXX	XXX	XXX
1.11	Subtotal for Type of Rate Code	5	1	1,672	3,025	XXX	XXX	XXX	XXX	XXX	XXX	XXX
2.	Experience for Policies Having Type of Rate Code:											
2.01	Residential Policies Issued Directly					XXX XXX	XXX XXX	XXX XXX	XXX XXX	XXX XXX	XXX XXX	XXX XXX
2.02	Non-residential Policies Issued Directly					XXX	XXX	XXX	XXX	XXX	XXX	XXX
2.03	Subtotal Policies Issued Directly					XXX	XXX	XXX	XXX	XXX	XXX	XXX
2.04	Residential Policies Issued by Non-Affiliated Agents					XXX	XXX	XXX	XXX	XXX	XXX	XXX
2.05	Non-residential Policies Issued By Non-Affiliated Agents					XXX	XXX	XXX	XXX	XXX	XXX	XXX
2.06	Subtotal Policies Issued By Non-Affiliated Agents					XXX	XXX	XXX	XXX	XXX	XXX	XXX
2.07	Residential Policies Issued By Affiliated Agents					XXX	XXX	XXX	XXX	XXX	XXX	XXX
2.08	Non-residential Policies Issued By Affiliated Agents					XXX	XXX	XXX	XXX	XXX	XXX	XXX
2.09	Subtotal Policies Issued By Affiliated Agents					XXX	XXX	XXX	XXX	XXX	XXX	XXX
2.10	All Other	XXX	XXX	XXX		XXX	XXX	XXX	XXX	XXX	XXX	XXX
2.11	Subtotal for Type of Rate Code					XXX	XXX	XXX	XXX	XXX	XXX	XXX
3.	Experience for Policies Having Type of Rate Code:											
3.01	Residential Policies Issued Directly					XXX XXX	XXX XXX	XXX XXX	XXX XXX	XXX XXX	XXX XXX	XXX XXX
3.02	Non-residential Policies Issued Directly					XXX	XXX	XXX	XXX	XXX	XXX	XXX
3.03	Subtotal Policies Issued Directly					XXX	XXX	XXX	XXX	XXX	XXX	XXX
3.04	Residential Policies Issued by Non-Affiliated Agents					XXX	XXX	XXX	XXX	XXX	XXX	XXX
3.05	Non-residential Policies Issued By Non-Affiliated Agents					XXX	XXX	XXX	XXX	XXX	XXX	XXX
3.06	Subtotal Policies Issued By Non-Affiliated Agents					XXX	XXX	XXX	XXX	XXX	XXX	XXX
3.07	Residential Policies Issued By Affiliated Agents					XXX	XXX	XXX	XXX	XXX	XXX	XXX
3.08	Non-residential Policies Issued By Affiliated Agents					XXX	XXX	XXX	XXX	XXX	XXX	XXX
3.09	Subtotal Policies Issued By Affiliated Agents					XXX	XXX	XXX	XXX	XXX	XXX	XXX
3.10	All Other	XXX	XXX	XXX		XXX	XXX	XXX	XXX	XXX	XXX	XXX
3.11	Subtotal for Type of Rate Code					XXX	XXX	XXX	XXX	XXX	XXX	XXX
4.	Experience for All Types of Rate Codes Combined											
4.01	Residential Policies Issued Directly	5	1	1,672	3,025	XXX XXX	XXX XXX	XXX XXX	XXX XXX	XXX XXX	XXX XXX	XXX XXX
4.02	Non-residential Policies Issued Directly					XXX	XXX	1,525				
4.03	Subtotal Policies Issued Directly	5	1	1,672	3,025	XXX	XXX	1,525				
4.04	Residential Policies Issued by Non-Affiliated Agents					XXX	XXX	53				
4.05	Non-residential Policies Issued By Non-Affiliated Agents					XXX	XXX					
4.06	Subtotal Policies Issued By Non-Affiliated Agents					XXX	XXX					
4.07	Residential Policies Issued By Affiliated Agents					XXX	XXX					
4.08	Non-residential Policies Issued By Affiliated Agents					XXX	XXX					
4.09	Subtotal Policies Issued By Affiliated Agents					XXX	XXX					
4.10	All Other					XXX	XXX					
4.11	Subtotal for Type of Rate Codes Combined	5	1	1,672	3,025	XXX	XXX	1,578				
5.	Aggregate Write-in for Line 05						742					
6.	Total	5	1	1,672	3,025		742	1,578				
DETAILS OF WRITE-INS												
0501.	State Licensing Fees						605					
0502.	Premium Tax						137					
0503.												
0598.	Summary of remaining write-ins for Line 05 from overflow page											
0599.	Totals (Lines 0501 through 0503 plus 0598) (Line 05 above)						742					



51632201445059100

EXHIBIT OF PREMIUMS AND LOSSES
DIRECT BUSINESS IN THE STATE OF TOTAL DURING THE YEAR 2014

NAIC Group Code 3483

NAIC Company Code 51632

Type of Business		1 Number of Policies Issued During The Year	2 Direct Amount of Insurance Written in Millions (\$000,000 Omitted)	3 Direct Premiums Written	4 Other Income on Policies Issued for the Type of Business	5 Amounts Paid to or Retained by Title Agents	6 Taxes Licenses and Fees Incurred	7 Direct Premiums Earned	8 Direct Losses Paid	9 Direct Allocated Loss Adjustment Expenses Paid	10 Direct Losses and Allocated Loss Adjustment Expenses Incurred	11 Direct Known Claim Reserve
1.	Experience for Policies Having Type of Rate Code: RSXC											
1.01	Residential Policies Issued Directly	1,164	403	1,457,859	344,638	X X X	X X X	X X X	X X X	X X X	X X X	X X X
1.02	Non-residential Policies Issued Directly	1	1	2,229	75	X X X	X X X	X X X	X X X	X X X	X X X	X X X
1.03	Subtotal Policies Issued Directly	1,165	404	1,460,088	344,713	X X X	X X X	X X X	X X X	X X X	X X X	X X X
1.04	Residential Policies Issued by Non-Affiliated Agents	1,201	884	3,898,594		2,587,954	X X X	X X X	X X X	X X X	X X X	X X X
1.05	Non-residential Policies Issued By Non-Affiliated Agents	6	3	13,254		8,672	X X X	X X X	X X X	X X X	X X X	X X X
1.06	Subtotal Policies Issued By Non-Affiliated Agents	1,207	887	3,911,848		2,596,626	X X X	X X X	X X X	X X X	X X X	X X X
1.07	Residential Policies Issued By Affiliated Agents						X X X	X X X	X X X	X X X	X X X	X X X
1.08	Non-residential Policies Issued By Affiliated Agents						X X X	X X X	X X X	X X X	X X X	X X X
1.09	Subtotal Policies Issued By Affiliated Agents						X X X	X X X	X X X	X X X	X X X	X X X
1.10	All Other	X X X	X X X	X X X		X X X	X X X	X X X	X X X	X X X	X X X	X X X
1.11	Subtotal for Type of Rate Code	2,372	1,291	5,371,936	344,713	2,596,626	X X X	X X X	X X X	X X X	X X X	X X X
2.	Experience for Policies Having Type of Rate Code: RSX											
2.01	Residential Policies Issued Directly	2,147	698	1,413,211	1,081,513	X X X	X X X	X X X	X X X	X X X	X X X	X X X
2.02	Non-residential Policies Issued Directly	3	1	1,545	1,465	X X X	X X X	X X X	X X X	X X X	X X X	X X X
2.03	Subtotal Policies Issued Directly	2,150	699	1,414,756	1,082,978	X X X	X X X	X X X	X X X	X X X	X X X	X X X
2.04	Residential Policies Issued by Non-Affiliated Agents						X X X	X X X	X X X	X X X	X X X	X X X
2.05	Non-residential Policies Issued By Non-Affiliated Agents						X X X	X X X	X X X	X X X	X X X	X X X
2.06	Subtotal Policies Issued By Non-Affiliated Agents						X X X	X X X	X X X	X X X	X X X	X X X
2.07	Residential Policies Issued By Affiliated Agents						X X X	X X X	X X X	X X X	X X X	X X X
2.08	Non-residential Policies Issued By Affiliated Agents						X X X	X X X	X X X	X X X	X X X	X X X
2.09	Subtotal Policies Issued By Affiliated Agents						X X X	X X X	X X X	X X X	X X X	X X X
2.10	All Other	X X X	X X X	X X X		X X X	X X X	X X X	X X X	X X X	X X X	X X X
2.11	Subtotal for Type of Rate Code	2,150	699	1,414,756	1,082,978		X X X	X X X	X X X	X X X	X X X	X X X
3.	Experience for Policies Having Type of Rate Code: R											
3.01	Residential Policies Issued Directly	2,171	562	1,078,657	1,227,981	X X X	X X X	X X X	X X X	X X X	X X X	X X X
3.02	Non-residential Policies Issued Directly	3	1	2,213	1,815	X X X	X X X	X X X	X X X	X X X	X X X	X X X
3.03	Subtotal Policies Issued Directly	2,174	563	1,080,870	1,229,796	X X X	X X X	X X X	X X X	X X X	X X X	X X X
3.04	Residential Policies Issued by Non-Affiliated Agents	29	2	10,913		8,641	X X X	X X X	X X X	X X X	X X X	X X X
3.05	Non-residential Policies Issued By Non-Affiliated Agents						X X X	X X X	X X X	X X X	X X X	X X X
3.06	Subtotal Policies Issued By Non-Affiliated Agents	29	2	10,913		8,641	X X X	X X X	X X X	X X X	X X X	X X X
3.07	Residential Policies Issued By Affiliated Agents						X X X	X X X	X X X	X X X	X X X	X X X
3.08	Non-residential Policies Issued By Affiliated Agents						X X X	X X X	X X X	X X X	X X X	X X X
3.09	Subtotal Policies Issued By Affiliated Agents						X X X	X X X	X X X	X X X	X X X	X X X
3.10	All Other	X X X	X X X	X X X		X X X	X X X	X X X	X X X	X X X	X X X	X X X
3.11	Subtotal for Type of Rate Code	2,203	565	1,091,783	1,229,796	8,641	X X X	X X X	X X X	X X X	X X X	X X X
4.	Experience for All Types of Rate Codes Combined											
4.01	Residential Policies Issued Directly	6,353	1,877	4,575,394	3,216,275	X X X	X X X	X X X	X X X	X X X	X X X	X X X
4.02	Non-residential Policies Issued Directly	11	4	8,678	5,935	X X X	X X X	X X X	X X X	X X X	X X X	X X X
4.03	Subtotal Policies Issued Directly	6,364	1,881	4,584,072	3,222,210	X X X	X X X	4,347,848	4,575	66,405	245,378	197,870
4.04	Residential Policies Issued by Non-Affiliated Agents	1,234	889	3,919,779		2,604,578	X X X	X X X	X X X	X X X	X X X	X X X
4.05	Non-residential Policies Issued By Non-Affiliated Agents	6	3	13,254		8,672	X X X	X X X	X X X	X X X	X X X	X X X
4.06	Subtotal Policies Issued By Non-Affiliated Agents	1,240	892	3,933,033		2,613,250	X X X	3,921,856	34,794	286,814	650,818	385,263
4.07	Residential Policies Issued By Affiliated Agents						X X X	X X X	X X X	X X X	X X X	X X X
4.08	Non-residential Policies Issued By Affiliated Agents						X X X	X X X	X X X	X X X	X X X	X X X
4.09	Subtotal Policies Issued By Affiliated Agents						X X X					
4.10	All Other						X X X	X X X	X X X	X X X	X X X	X X X
4.11	Subtotal for Type of Rate Codes Combined	7,604	2,773	8,517,105	3,222,210	2,613,250	X X X	8,269,704	39,369	353,219	896,196	583,133
5.	Aggregate Write-in for Line 05						309,912					
6.	Total	7,604	2,773	8,517,105	3,222,210	2,613,250	309,912	8,269,704	39,369	353,219	896,196	583,133
DETAILS OF WRITE-INS												
0501.	State Licensing Fees						83,306					
0502.	Premium Tax						221,493					
0503.	Franchise Tax						5,113					
0598.	Summary of remaining write-ins for Line 05 from overflow page											
0599.	Totals (Lines 0501 through 0503 plus 0598) (Line 05 above)						309,912					

SCHEDULE E – PART 1B – SEGREGATED FUNDS HELD
FOR OTHERS AS INTEREST EARNING CASH DEPOSITS

Showing all Banks, Trust Companies, Savings and Loan and Building and Loan Associations in which interest earning deposits of segregated funds held for others were maintained by the Company at any time during the year and the balances, if any (according to reporting entity's records) on December 31, of the current year.

1	2	3	4	5
Depository	Rate of Interest	Interest Received During Year	Interest Earned During Year	Balance
OPEN DEPOSITORIES				
FEDERALLY INSURED DEPOSITORIES				
0199998 Deposits in () depositories which do not exceed the allowable limit in any one depository	X X X			
0199999 Total Federally Insured Depositories	X X X			
NON-FEDERALLY INSURED DEPOSITORIES				
0299999 Total Non-Federally Insured Depositories	X X X			
0399999 Total Open Depositories - Dec. 31st	X X X			
SUSPENDED DEPOSITORIES				
0499999 Total Suspended Depositories - Dec. 31st	X X X			
NONE				
0599999 Grand Totals - All Depositories - Dec. 31st	X X X			

1. Totals: Last day of January	
2. February	
3. March	
4. April	
5. May	
6. June	
7. July	
8. August	
9. September	
10. October	
11. November	
12. December	

SCHEDULE E – PART 1C – REINSURANCE RESERVE FUNDS

Showing all Banks, Trust Companies, Savings and Loan and Building and Loan Associations in which deposits of reinsurance reserve funds were maintained by the Company at any time during the year and the balances, if any (according to reporting entity's records) on December 31, of the current year. Exclude balances represented by negotiable instruments.

1	2	3	4	5
Depository	Rate of Interest	Interest Received During Year	Interest Earned During Year	Balance
OPEN DEPOSITORIES				
0199998 Deposits in () depositories which do not exceed the allowable limit in any one depository - open depositories	X X X			
0199999 Total Open Depositories - Dec. 31st	X X X			
SUSPENDED DEPOSITORIES				
0299998 Deposits in () depositories which do not exceed the allowable limit in any one depository - suspended depositories	X X X			
0299999 Total Suspended Depositories - Dec. 31st	X X X			
NONE				
0399999 Grand Totals - All Depositories - Dec. 31st	X X X			

1. Totals: Last day of January	
2. February	
3. March	
4. April	
5. May	
6. June	
7. July	
8. August	
9. September	
10. October	
11. November	
12. December	

SCHEDULE E – PART 1D – SUMMARY

Segregated Funds Held for Others			
Type	1 Non-Interest Earning	2 Interest Earning	3 Total (Cols. 1 + 2)
1. Open depositories	6,881,537		6,881,537
2. Suspended depositories			
3. Total segregated cash funds held for others (General Interrogatories-Part 2, Line 9.22)	6,881,537		6,881,537
4. Other forms of security held for others (General Interrogatories-Part 2, Line 9.23)			
5. Total all segregated funds held for others (General Interrogatories-Part 2, Line 9.21)	6,881,537		6,881,537
Company Funds on Hand and on Deposit			
General Funds			
6. Open depositories			10,842,888
7. Suspended depositories			
8. Total general funds			10,842,888
Reinsurance Reserve Funds			
9. Open depositories			
10. Suspended depositories			
11. Total reinsurance reserve funds			
Total Company Funds			
12. Open depositories			17,724,425
13. Suspended depositories			
14. Total company funds on deposit (Lines 8 & 11)			10,842,888
15. Company funds on hand			
16. Total company funds on hand and on deposit			10,842,888

SCHEDULE E – PART 1E – SUMMARY OF INTEREST EARNED

Interest Earned On	1 Interest Earned By Company	2 Average Monthly Balance of Non-Earning Deposits	3 Average Monthly Balance of Earning Deposits
Segregated Funds Held for Others			
17. Open depositories		7,836,960	
18. Suspended depositories			
19. Total segregated funds held for others		7,836,960	
Company Funds on Deposit			
20. Open depositories	1,548		11,986,372
21. Suspended depositories			
22. Total company funds on deposit	1,548		11,986,372
Total All Funds on Deposit			
23. Open depositories	1,548	7,836,960	11,986,372
24. Suspended depositories			
25. Total all funds on deposit	1,548	7,836,960	11,986,372

SCHEDULE E - PART 1F - FUNDS ON DEPOSIT - INTERROGATORIES

1.

Does the reporting entity require, at least annually, letters of representation from its directors and officers concerning conflicts of interest in relation to:
- 1.1

The supply of goods or paid provision of personal services to a reporting entity depository listed in Schedule E – Part 1, or its parent, subsidiaries, or any of its affiliates?

Yes ☒ No ☐
- 1.2

Real estate agreements, including, but not limited to lease, rental, mortgage, or purchase agreements with the reporting entity depository listed in Schedule E – Part 1, or its parent, subsidiaries, or any of its affiliates?

Yes ☒ No ☐
- 2.1

Is the reporting entity aware of any real estate agreements, including, but not limited to lease, rental, mortgage, or purchase agreements, existing between the reporting entity, its Parent, Subsidiaries, or any of its Affiliates, and any depository listed in Schedule E – Part 1, or its parent, subsidiaries or any of its affiliates?

Yes ☐ No ☒
- 2.2

If yes, give details below.
3.

Does the reporting entity maintain sufficient records of funds held as escrow or security deposits and reported in Exhibit Capital Gains (Losses) and Schedule E – Part 1A that will enable it to identify the funds on an individual basis?

Yes ☒ No ☐

SCHEDULE F – PART 1

Assumed Reinsurance as of December 31, Current Year (000 Omitted)

[illegible]

SCHEDULE F – PART 2

Ceded Reinsurance as of December 31, Current Year (000 Omitted)

[illegible]

SCHEDULE F – PART 3

Provision for Unauthorized Reinsurance as of December 31, Current Year (000 Omitted)

[illegible]

26

1. Amounts in dispute totaling \$ _____ are included in Column 5.
2. Amounts in dispute totaling \$ _____ are excluded from Column 16.
3. Column 5 excludes \$ _____ recoverables on ceded IBNR on contracts in force prior to July 1, 1984 and not subsequently renewed.

(a)

Issuing or Confirming Bank Reference Number	Letters of Credit Code	American Bankers Association (ABA) Routing Number	Issuing or Confirming Bank Name	Letters of Credit Amount
			NONE	

SCHEDULE F – PART 4

Provision for Reinsurance Ceded to Certified Reinsurers as of December 31, Current Year (000 OMITTED)

27

(a)

NONE

SCHEDULE H - PART 1

Showing All Title Plants Owned at December 31 of Current Year and Basis of Valuation

[illegible]

(a) If the basis is other than cost, provide explanation to reason for deviating from the cost basis: _____

SCHEDULE H - PART 2

Showing All Title Plants Acquired During the Year

1 Permanent Identification Number	2 Form of Ownership	Title Plant Covering Period		5 Date Acquired	6 How Acquired	7 Name of Seller	8 Acquisition/ Construction Cost to Company During Year	9 Book Value at December 31 of Current Year	10 Percentage Ownership as of December 31	11 Title Plant Not 100% Owned (Does Company Participate in Maintenance Cost? Yes or No)
		3 From	4 To							
					NONE					
9999999 Totals									X X X	X X X

SCHEDULE H - PART 3

Showing All Title Plants Sold or Otherwise Disposed of During the Year

1 Permanent Identification Number	2 Form of Ownership	Title Plant		5 Date Sold	6 Name of Purchaser	7 Cost to Company	8 Prior Year Book Value	Change in Book Value		11 Book Value at Date of Sale (8 + 9 - 10)	12 Consideration	13 Profit and (Losses) on Sale
		Covering Period						9	10			
		3 From	4 To					Increase by Adjustment in Book Value During Year	Decrease by Adjustment in Book Value During Year			
					NONE							
9999999 Totals												

SCHEDULE H – VERIFICATION BETWEEN YEARS

1. Book value, December 31, prior year	42,852
2. Increase by adjustment in book value:	
2.1 Totals, Part 1, Col. 9	
2.2 Totals, Part 3, Col. 9	
3. Cost of acquisition, Part 2, Col. 8	
4. Totals	42,852

5. Decrease by adjustment in book value:	
5.1 Totals, Part 1, Col. 10	
5.2 Totals, Part 3, Col. 10	
6. Consideration received on sales, Part 3, Col. 12	
7. Net profit (loss) on sales, Part 3, Col. 13	
8. Book value, December 31, current year	42,852

SCHEDULE H - PART 4

Showing Total Title Assets Held Directly or by Subsidiaries

Type of Title Plant Ownership	1 Title Plant Value Current Year	2 Title Plant Value Prior Year
1. Direct investment in title plant assets	42,852	42,852
2. Title plant assets held by subsidiaries (proportionate to ownership)		
3. Total (Line 1 plus Line 2)	42,852	42,852

SCHEDULE P – PART 1A – POLICIES WRITTEN DIRECTLY
(\$000 omitted)

Years in Which Policies Were Written	1 Amount of Insurance Written in Millions	Premiums Written and Other Income					Loss and Allocated Loss Adjustment Expenses Payments					
		2 Direct Premium	3 Assumed Premium	4 Other Income	5 Ceded Premium	6 Net (Cols. 2 + 3 + 4 - 5)	Loss Payments			Allocated LAE Payments		
							7 Direct	8 Assumed	9 Ceded	10 Direct	11 Assumed	12 Ceded
1. Prior	X X X											
2. 2005												
3. 2006												
4. 2007												
5. 2008		11				11				6		
6. 2009		1,303			3	1,300	39			106		
7. 2010		3,755				3,755	1,072			335		
8. 2011		4,870		3,212	40	8,042	250			39		
9. 2012		8,117		5,607	79	13,645	23			55		
10. 2013		7,693		5,482	84	13,091				2		
11. 2014		4,584		3,235	47	7,772						
12. Totals	X X X	30,333		17,536	253	47,616	1,384			543		

Years in Which Policies Were Written	13 Salvage and Subrogation Received	14 Unallocated Loss Expense Payments	15 Total Net Loss and Expense Paid (Cols. 7 + 8 + 10 + 11 - 9 - 12 + 14)	16 Number of Claims Reported (Direct)	Loss and Allocated Loss Adjustment Expenses Unpaid						23 Unallocated Loss Expense Unpaid
					Known Claim Reserves			IBNR Reserves			
					17 Direct	18 Assumed	19 Ceded	20 Direct	21 Assumed	22 Ceded	
1. Prior				1			137	70		37	21
2. 2005								5		1	1
3. 2006								4			1
4. 2007								2			1
5. 2008			6	1				4			1
6. 2009			145	6	171			108		3	31
7. 2010	7		1,407	10	25			150		1	44
8. 2011	3		289	10	2			134			39
9. 2012			78	7				61			18
10. 2013			2	1				448		1	131
11. 2014								310			90
12. Totals	10		1,927	36	198		137	1,296		43	378

Years in Which Policies Were Written	24 Total Net Loss and LAE Unpaid (Cols. 17 + 18 + 20 + 21 - 19 - 22 + 23)	25 Number of Claims Outstanding (Direct)	Losses and Allocated Loss Expenses Incurred				Loss and LAE Ratio		32 Net Loss & LAE Per \$1000 of Coverage ([Cols. 29 + 14 + 23] / Col. 1)	33 Discount For Time Value of Money	34 Net Reserves After Discount (Cols. 24 - 33)
			26 Direct (Cols. 7 + 10 + 17 + 20)	27 Assumed (Cols. 8 + 11 + 18 + 21)	28 Ceded (Cols. 9 + 12 + 19 + 22)	29 Net	30 Direct Basis ([Cols. 14 + 23 + 26 / Col. 2)	31 Net Basis ([Cols. 14 + 23 + 29] / [Cols. 6 - 4])			
1. Prior	(83)		70		174	(104)			X X X		(83)
2. 2005	5		5		1	4					5
3. 2006	5		4			4					5
4. 2007	3		2			2					3
5. 2008	5	1	10			10	100.000	100.000			5
6. 2009	307	3	424		3	421	34.919	34.769			307
7. 2010	218	2	1,582		1	1,581	43.302	43.276			218
8. 2011	175	3	425			425	9.528	9.607			175
9. 2012	79		139			139	1.934	1.953			79
10. 2013	578		450		1	449	7.552	7.623			578
11. 2014	400		310			310	8.726	8.816			400
12. Totals	1,692	9	3,421		180	3,241	X X X	X X X	X X X		1,692

SCHEDULE P – PART 1B – POLICIES WRITTEN THROUGH AGENTS
(\$000 omitted)

Years in Which Policies Were Written	1 Amount of Insurance Written in Millions	Premiums Written and Other Income					Loss and Allocated Loss Adjustment Expenses Payments					
		2 Direct Premium	3 Assumed Premium	4 Other Income	5 Ceded Premium	6 Net (Cols. 2 + 3 + 4 - 5)	Loss Payments			Allocated LAE Payments		
							7 Direct	8 Assumed	9 Ceded	10 Direct	11 Assumed	12 Ceded
1. Prior	X X X	57,300		103	382	57,021	1,253		283	926		329
2. 2005		7,756			266	7,490	(12)			93		
3. 2006		4,554			179	4,375	15			35		
4. 2007		3,874			145	3,729	1			26		
5. 2008		3,727			101	3,626	8			22		
6. 2009		5,161			29	5,132	11			188		
7. 2010		6,938			84	6,854	3,825			313		
8. 2011		6,013			43	5,970	2			18		
9. 2012		4,654			46	4,608	12			6		
10. 2013		3,928			42	3,886				6		
11. 2014		3,933			40	3,893						
12. Totals	X X X	107,838		103	1,357	106,584	5,115		283	1,633		329

Years in Which Policies Were Written	13 Salvage and Subrogation Received	14 Unallocated Loss Expense Payments	15 Total Net Loss and Expense Paid (Cols. 7 + 8 + 10 + 11 - 9 - 12 + 14)	16 Number of Claims Reported (Direct)	Loss and Allocated Loss Adjustment Expenses Unpaid						23 Unallocated Loss Expense Unpaid
					Known Claim Reserves			IBNR Reserves			
					17 Direct	18 Assumed	19 Ceded	20 Direct	21 Assumed	22 Ceded	
1. Prior	927		1,567	641	228		88	60		31	17
2. 2005	90		81	64				4			1
3. 2006			50	33				3			1
4. 2007	37		27	17				2			1
5. 2008			30	9				4			1
6. 2009	12		199	31	81			92		3	27
7. 2010	238		4,138	63	40			128		1	38
8. 2011	2		20	8	34			114			33
9. 2012			18	2				52			15
10. 2013			6	1	2			381		1	111
11. 2014								264			77
12. Totals	1,306		6,136	869	385		88	1,104		36	322

Years in Which Policies Were Written	24 Total Net Loss and LAE Unpaid (Cols. 17 + 18 + 19 - 22 + 23)	25 Number of Claims Outstanding (Direct)	Losses and Allocated Loss Expenses Incurred				Loss and LAE Ratio		32 Net Loss & LAE Per \$1000 of Coverage ([Cols. 29 + 14 + 23] / Col. 1)	33 Discount For Time Value of Money	34 Net Reserves After Discount (Cols. 24 - 33)
			26 Direct (Cols. 7 + 10 + 17 + 20)	27 Assumed (Cols. 8 + 11 + 18 + 21)	28 Ceded (Cols. 9 + 12 + 19 + 22)	29 Net	30 Direct Basis (Cols. 14 + 23 + 26 / Col 2)	31 Net Basis ([Cols. 14 + 23 + 29] / [Cols. 6 - 4])			
			Direct (Cols. 7 + 10 + 17 + 20)	Assumed (Cols. 8 + 11 + 18 + 21)	Ceded (Cols. 9 + 12 + 19 + 22)	Net	Direct Basis (Cols. 14 + 23 + 26 / Col 2)	Net Basis ([Cols. 14 + 23 + 29] / [Cols. 6 - 4])			
1. Prior	186	18	2,467		731	1,736	4.335	3.080	X X X		186
2. 2005	5	2	85			85	1.109	1.148			5
3. 2006	4		53			53	1.186	1.234			4
4. 2007	3		29			29	0.774	0.805			3
5. 2008	5	1	34			34	0.939	0.965			5
6. 2009	197	8	372		3	369	7.731	7.716			197
7. 2010	205	8	4,306		1	4,305	62.612	63.364			205
8. 2011	181	5	168			168	3.343	3.367			181
9. 2012	67		70			70	1.826	1.845			67
10. 2013	493	1	389		1	388	12.729	12.841			493
11. 2014	341		264			264	8.670	8.759			341
12. Totals	1,687	43	8,237		736	7,501	X X X	X X X	X X X		1,687

SCHEDULE P – PART 2
POLICY YEAR INCURRED LOSS AND ALAE

Years in Which Policies Were Written	Incurred Losses and Allocated Expenses at Year End (\$000 OMITTED)										Development	
	Including Known Claims and IBNR on Unreported Claims										11 One Year (Cols. 10 - 9)	12 Two Year (Cols. 10 - 8)
	1	2	3	4	5	6	7	8	9	10		
	2005	2006	2007	2008	2009	2010	2011	2012	2013	2014		
1. Prior	203	203	203	198	196	192	192	193	193	188	(5)	(5)
2. 1995	12	12	12	12	12	12	12	10	10	10		
3. 1996	5	5	5	5	5	5	5	5	5	5		
4. 1997	96	914	76	77	77	77	77	77	77	77		
5. 1998	45	45	46	47	45	45	45	45	45	46	1	1
6. 1999	242	241	255	255	251	241	331	276	276	308	32	32
7. 2000	490	538	412	284	299	321	304	248	248	287	39	39
8. 2001	515	519	470	462	450	473	563	488	437	445	8	(43)
9. 2002	7	43	48	51	51	50	95	97	98	63	(35)	(34)
10. 2003	463	224	50	94	130	165	48	142	149	105	(44)	(37)
11. 2004	191	332	436	226	130	153	153	130	128	99	(29)	(31)
12. 2005	321	213	157	119	110	135	163	126	128	89	(39)	(37)
13. 2006	X X X	161	127	92	83	104	95	87	90	56	(34)	(31)
14. 2007	X X X	X X X	122	73	78	80	67	68	66	31	(35)	(37)
15. 2008	X X X	X X X	X X X	76	67	85	64	60	53	44	(9)	(16)
16. 2009	X X X	X X X	X X X	X X X	152	230	290	319	406	788	382	469
17. 2010	X X X	X X X	X X X	X X X	X X X	4,489	5,976	5,831	5,780	5,886	106	55
18. 2011	X X X	X X X	X X X	X X X	X X X	X X X	465	654	640	593	(47)	(61)
19. 2012	X X X	X X X	X X X	X X X	X X X	X X X	X X X	604	595	208	(387)	(396)
20. 2013	X X X	X X X	X X X	X X X	X X X	X X X	X X X	X X X	627	838	211	X X X
21. 2014	X X X	X X X	X X X	X X X	X X X	X X X	X X X	X X X	X X X	574	X X X	X X X
22. Totals											115	(132)

SCHEDULE P – PART 2A – POLICY YEAR PAID LOSS AND ALAE

Years in Which Policies Were Written	Cumulative Paid Losses and Allocated Expenses at Year End (\$000 OMITTED)										11	12
	1	2	3	4	5	6	7	8	9	10	Number of Claims Closed With Loss Payment	Number of Claims Closed Without Loss Payment
	2005	2006	2007	2008	2009	2010	2011	2012	2013	2014		
1. Prior	203	203	203	198	196	192	192	193	193	188	7	2
2. 1995	12	12	12	12	12	12	12	10	10	10	2	1
3. 1996	8	5	5	5	5	5	5	5	5	5	3	1
4. 1997	1	14	76	77	77	77	77	77	77	77	3	2
5. 1998	45	45	46	46	45	45	45	45	45	46	10	4
6. 1999	104	187	224	226	226	238	302	276	276	297	33	29
7. 2000	199	249	263	264	279	279	281	248	248	279	96	73
8. 2001	283	395	400	398	402	429	507	437	437	424	94	29
9. 2002	37	23	46	51	49	49	94	95	98	62	64	18
10. 2003	320	26	33	41	56	83	(35)	87	91	95	62	20
11. 2004	12	37	67	72	84	84	84	85	86	85	53	17
12. 2005	63	37	48	53	53	53	55	73	74	81	39	23
13. 2006	X X X	1	37	42	42	46	48	49	50	50	22	11
14. 2007	X X X	X X X	16	3	17	20	21	26	27	27	12	5
15. 2008	X X X	X X X	X X X			1	2	2	5	36	4	4
16. 2009	X X X	X X X	X X X	X X X	2	14	98	164	256	343	26	
17. 2010	X X X	X X X	X X X	X X X	X X X	532	4,523	5,264	5,505	5,543	58	2
18. 2011	X X X	X X X	X X X	X X X	X X X	X X X	4	25	296	309	8	1
19. 2012	X X X	X X X	X X X	X X X	X X X	X X X	X X X	23	64	96	9	
20. 2013	X X X	X X X	X X X	X X X	X X X	X X X	X X X	X X X		8	1	
21. 2014	X X X	X X X	X X X	X X X	X X X	X X X	X X X	X X X	X X X			

SCHEDULE P – PART 2B –
POLICY YEAR LOSS AND ALAE CASE BASIS RESERVES

Years in Which Policies Were Written	Case Basis Losses and Allocated Expenses Reserves at Year End (\$000 OMITTED)									
	1	2	3	4	5	6	7	8	9	10
	2005	2006	2007	2008	2009	2010	2011	2012	2013	2014
1. Prior										
2. 1995										
3. 1996	(3)									
4. 1997	95	900								
5. 1998										
6. 1999	100	24		5		3				
7. 2000	214	222	102		1	1				
8. 2001	135	41	2	13	3					
9. 2002	(31)	17		(2)	1			1		
10. 2003	18	62	1		27	3	1	1	3	
11. 2004	4	163	185	101						3
12. 2005		5	17	1	1		37			
13. 2006	X X X	20	16						1	
14. 2007	X X X	X X X	5	14	16					
15. 2008	X X X	X X X	X X X	2	6		1	1		
16. 2009	X X X	X X X	X X X	X X X	14	22	49	21	37	252
17. 2010	X X X	X X X	X X X	X X X	X X X	3,009	837	178	22	65
18. 2011	X X X	X X X	X X X	X X X	X X X	X X X	50	252	4	36
19. 2012	X X X	X X X	X X X	X X X	X X X	X X X	X X X	1	12	
20. 2013	X X X	X X X	X X X	X X X	X X X	X X X	X X X	X X X		2
21. 2014	X X X	X X X	X X X	X X X	X X X	X X X	X X X	X X X	X X X	

SCHEDULE P – PART 2C –
POLICY YEAR BULK RESERVES ON KNOWN CLAIMS

Years in Which Policies Were Written	Bulk Reserves on Known Claims at Year End (\$000 OMITTED)									
	Loss and Allocated Loss Expense									
	1	2	3	4	5	6	7	8	9	10
	2005	2006	2007	2008	2009	2010	2011	2012	2013	2014
1. Prior										
2. 1995										
3. 1996										
4. 1997										
5. 1998										
6. 1999										
7. 2000										
8. 2001										
9. 2002										
10. 2003										
11. 2004										
12. 2005										
13. 2006	X X X									
14. 2007	X X X	X X X								
15. 2008	X X X	X X X	X X X							
16. 2009	X X X	X X X	X X X	X X X						
17. 2010	X X X	X X X	X X X	X X X	X X X	525				
18. 2011	X X X	X X X	X X X	X X X	X X X	X X X				
19. 2012	X X X	X X X	X X X	X X X	X X X	X X X	X X X			
20. 2013	X X X	X X X	X X X	X X X	X X X	X X X	X X X	X X X		
21. 2014	X X X	X X X	X X X	X X X	X X X	X X X	X X X	X X X	X X X	

SCHEDULE P – PART 2D –
POLICY YEAR IBNR RESERVES

Years in Which Policies Were Written	IBNR Reserves on Unreported Claims at Year End (\$000 OMITTED)									
	Loss and Allocated Loss Expense									
	1	2	3	4	5	6	7	8	9	10
	2005	2006	2007	2008	2009	2010	2011	2012	2013	2014
1. Prior										
2. 1995										
3. 1996										
4. 1997										
5. 1998				1						
6. 1999	38	30	31	24	25		29			11
7. 2000	77	67	47	20	19	41	23			8
8. 2001	97	83	68	51	45	44	56	51		21
9. 2002	1	3	2	2	1	1	1	1		1
10. 2003	125	136	16	53	47	79	82	54	55	10
11. 2004	175	132	184	53	46	69	69	45	42	11
12. 2005	258	171	92	65	56	82	71	53	54	8
13. 2006	X X X	140	74	50	41	58	47	38	39	6
14. 2007	X X X	X X X	101	56	45	60	46	42	39	4
15. 2008	X X X	X X X	X X X	74	61	84	61	57	48	8
16. 2009	X X X	X X X	X X X	X X X	136	194	143	134	113	193
17. 2010	X X X	X X X	X X X	X X X	X X X	423	616	389	253	278
18. 2011	X X X	X X X	X X X	X X X	X X X	X X X	411	377	340	248
19. 2012	X X X	X X X	X X X	X X X	X X X	X X X	X X X	580	519	112
20. 2013	X X X	X X X	X X X	X X X	X X X	X X X	X X X	X X X	627	828
21. 2014	X X X	X X X	X X X	X X X	X X X	X X X	X X X	X X X	X X X	574

SCHEDULE P – PART 3 –
INCURRED LOSS AND ALAE BY YEAR OF FIRST REPORT

Years in Which Losses Were Incurred	Losses and Allocated Expenses at Year End (\$000 OMITTED) Incurred Loss and ALAE on Known Claims and Bulk Reserves on Known Claims										Development	
	1	2	3	4	5	6	7	8	9	10	11	12
	2005	2006	2007	2008	2009	2010	2011	2012	2013	2014	One Year (Cols. 10 - 9)	Two Year (Cols. 10 - 8)
1. Prior		322	112	12	12	581	1,566	1,192	1,405	971	(434)	(221)
2. 2005		131	100	83	86	154	93	268	206	144	(62)	(124)
3. 2006	X X X	234	190	107	107	125	48	134	125	125		(9)
4. 2007	X X X	X X X	225	233	123	47	41	69	(189)	43	232	(26)
5. 2008	X X X	X X X	X X X	26	12	20	3	21		20	20	(1)
6. 2009	X X X	X X X	X X X	X X X	73	127	171	140	124	102	(22)	(38)
7. 2010	X X X	X X X	X X X	X X X	X X X	4,068	5,314	5,246	1,654	1,683	29	(3,563)
8. 2011	X X X	X X X	X X X	X X X	X X X	X X X	54	461	4,222	4,342	120	3,881
9. 2012	X X X	X X X	X X X	X X X	X X X	X X X	X X X	121	199	288	89	167
10. 2013	X X X	X X X	X X X	X X X	X X X	X X X	X X X	X X X	164	530	366	X X X
11. 2014	X X X	X X X	X X X	X X X	X X X	X X X	X X X	X X X	X X X	170	X X X	X X X
12. Totals											338	66

SCHEDULE P – PART 3A –
PAID LOSS AND ALAE BY YEAR OF FIRST REPORT

Years in Which Losses Were Incurred	Cumulative Paid Losses and Allocated Expenses at Year End (\$000 OMITTED)										11	12
	1	2	3	4	5	6	7	8	9	10	Number of Claims Closed With Loss Payment	Number of Claims Closed Without Loss Payment
	2005	2006	2007	2008	2009	2010	2011	2012	2013	2014		
1. Prior		70	12	12	12	581	1,564	1,192	1,405	1,196	211	121
2. 2005		40	76	76	81	154	55	267	206	144	84	16
3. 2006	X X X	23	92	107	107	125	48	134	125	125	69	6
4. 2007	X X X	X X X	120	126	123	47	21	69	(189)	43	74	6
5. 2008	X X X	X X X	X X X	6	9	18	2	21		20	14	41
6. 2009	X X X	X X X	X X X	X X X	16	81	98	139	124	102	13	48
7. 2010	X X X	X X X	X X X	X X X	X X X	552	4,523	5,212	1,654	1,680	9	1
8. 2011	X X X	X X X	X X X	X X X	X X X	X X X	4	84	4,183	4,272	53	2
9. 2012	X X X	X X X	X X X	X X X	X X X	X X X	X X X	79	198	189	37	
10. 2013	X X X	X X X	X X X	X X X	X X X	X X X	X X X	X X X	124	216	29	1
11. 2014	X X X	X X X	X X X	X X X	X X X	X X X	X X X	X X X	X X X	73	13	

SCHEDULE P – PART 3B –
LOSS AND ALAE CASE BASIS RESERVES BY
YEAR OF FIRST REPORT

Years in Which Losses Were Incurred	Case Basis Losses and Allocated Expenses Reserves at Year End (\$000 OMITTED)									
	1	2	3	4	5	6	7	8	9	10
	2005	2006	2007	2008	2009	2010	2011	2012	2013	2014
1. Prior		252	100					2		(225)
2. 2005		91	24	7	5			38	1	
3. 2006	X X X	211	98							
4. 2007	X X X	X X X	105	107				20		
5. 2008	X X X	X X X	X X X	20	3			1		
6. 2009	X X X	X X X	X X X	X X X	57	46		73	1	
7. 2010	X X X	X X X	X X X	X X X	X X X	2,991	791	34		3
8. 2011	X X X	X X X	X X X	X X X	X X X	X X X	50	377	39	70
9. 2012	X X X	X X X	X X X	X X X	X X X	X X X	X X X	42	1	99
10. 2013	X X X	X X X	X X X	X X X	X X X	X X X	X X X	X X X	40	314
11. 2014	X X X	X X X	X X X	X X X	X X X	X X X	X X X	X X X	X X X	97

SCHEDULE P – PART 3C –
BULK RESERVES ON KNOWN CLAIMS BY
YEAR OF FIRST REPORT

Years in Which Losses Were Incurred	Bulk Reserves on Known Claims at Year End (\$000 OMITTED) Loss and Allocated Loss Expense									
	1	2	3	4	5	6	7	8	9	10
	2005	2006	2007	2008	2009	2010	2011	2012	2013	2014
1. Prior										
2. 2005										
3. 2006	X X X									
4. 2007	X X X	X X X								
5. 2008	X X X	X X X	X X X							
6. 2009	X X X	X X X	X X X	X X X						
7. 2010	X X X	X X X	X X X	X X X	X X X	525				
8. 2011	X X X	X X X	X X X	X X X	X X X	X X X				
9. 2012	X X X	X X X	X X X	X X X	X X X	X X X	X X X			
10. 2013	X X X	X X X	X X X	X X X	X X X	X X X	X X X	X X X		
11. 2014	X X X	X X X	X X X	X X X	X X X	X X X	X X X	X X X	X X X	

SCHEDULE P – PART 4A - POLICY YEAR REPORTED CLAIM COUNTS

Years in Which Policies Were Written	Number of Claims Reported (Direct)									
	1	2	3	4	5	6	7	8	9	10
	2005	2006	2007	2008	2009	2010	2011	2012	2013	2014
1. Prior								8	7	10
2. 1995								3	3	3
3. 1996								4	4	4
4. 1997								5	5	5
5. 1998								14	14	16
6. 1999								63	61	62
7. 2000								168	169	169
8. 2001							1	120	120	126
9. 2002							82	76	75	91
10. 2003							93	75	76	85
11. 2004							71	67	67	71
12. 2005							67	60	62	64
13. 2006	X X X						34	32	33	33
14. 2007	X X X	X X X					38	17	17	17
15. 2008	X X X	X X X	X X X				8	6	9	10
16. 2009	X X X	X X X	X X X	X X X			14	17	26	37
17. 2010	X X X	X X X	X X X	X X X	X X X		103	59	66	73
18. 2011	X X X	X X X	X X X	X X X	X X X	X X X	1	6	15	18
19. 2012	X X X	X X X	X X X	X X X	X X X	X X X	X X X	2	5	9
20. 2013	X X X	X X X	X X X	X X X	X X X	X X X	X X X	X X X		2
21. 2014	X X X	X X X	X X X	X X X	X X X	X X X	X X X	X X X	X X X	

SCHEDULE P – PART 4B – POLICY YEAR CLAIM CLOSED WITH LOSS PAYMENT

Years in Which Policies Were Written	Number of Claims Closed With Loss Payment									
	1	2	3	4	5	6	7	8	9	10
	2005	2006	2007	2008	2009	2010	2011	2012	2013	2014
1. Prior							3	4	8	7
2. 1995							2	1	2	2
3. 1996							3	2	3	3
4. 1997							3	1	3	3
5. 1998							9	4	10	10
6. 1999							34	13	32	33
7. 2000							86	20	96	96
8. 2001							83	19	91	94
9. 2002							57	11	57	64
10. 2003							52	2	54	62
11. 2004							49	6	50	53
12. 2005							3	5	38	39
13. 2006	X X X						20	2	21	22
14. 2007	X X X	X X X					8	3	11	12
15. 2008	X X X	X X X	X X X				1		3	4
16. 2009	X X X	X X X	X X X	X X X			3	3	18	26
17. 2010	X X X	X X X	X X X	X X X	X X X		27	35	54	58
18. 2011	X X X	X X X	X X X	X X X	X X X	X X X			8	8
19. 2012	X X X	X X X	X X X	X X X	X X X	X X X	X X X	1	2	9
20. 2013	X X X	X X X	X X X	X X X	X X X	X X X	X X X	X X X		1
21. 2014	X X X	X X X	X X X	X X X	X X X	X X X	X X X	X X X	X X X	

SCHEDULE P – PART 4C – POLICY YEAR CLAIM CLOSED WITHOUT LOSS PAYMENT

Years in Which Policies Were Written	Number of Claims Closed Without Loss Payment									
	1	2	3	4	5	6	7	8	9	10
	2005	2006	2007	2008	2009	2010	2011	2012	2013	2014
1. Prior							4	3	1	2
2. 1995							1	2	1	1
3. 1996								2	1	1
4. 1997							3	4	2	2
5. 1998							5	10	4	4
6. 1999							25	50	29	29
7. 2000							64	147	73	73
8. 2001							32	100	29	29
9. 2002							21	65	18	18
10. 2003							31	72	20	20
11. 2004							19	60	17	17
12. 2005							25	54	23	23
13. 2006	X X X						11	30	11	11
14. 2007	X X X	X X X					4	12	5	5
15. 2008	X X X	X X X	X X X				6	6	4	4
16. 2009	X X X	X X X	X X X	X X X			5	7		
17. 2010	X X X	X X X	X X X	X X X	X X X		7	13	2	2
18. 2011	X X X	X X X	X X X	X X X	X X X	X X X		2	1	1
19. 2012	X X X	X X X	X X X	X X X	X X X	X X X	X X X			
20. 2013	X X X	X X X	X X X	X X X	X X X	X X X	X X X	X X X		
21. 2014	X X X	X X X	X X X	X X X	X X X	X X X	X X X	X X X	X X X	

SCHEDULE P – PART 5A - REPORT YEAR REPORTED CLAIM COUNTS

Years in Which Claims Were First Reported	Number of Claims Reported (Direct)									
	1	2	3	4	5	6	7	8	9	10
	2005	2006	2007	2008	2009	2010	2011	2012	2013	2014
1. Prior							612	322	328	333
2. 2005							67	98	101	100
3. 2006	X X X						34	75	75	75
4. 2007	X X X	X X X					38	80	80	80
5. 2008	X X X	X X X	X X X				8	55	55	55
6. 2009	X X X	X X X	X X X	X X X			14	60	60	61
7. 2010	X X X	X X X	X X X	X X X	X X X		103	11	11	11
8. 2011	X X X	X X X	X X X	X X X	X X X	X X X	1	52	56	63
9. 2012	X X X	X X X	X X X	X X X	X X X	X X X	X X X	31	37	44
10. 2013	X X X	X X X	X X X	X X X	X X X	X X X	X X X	X X X	29	50
11. 2014	X X X	X X X	X X X	X X X	X X X	X X X	X X X	X X X	X X X	33

SCHEDULE P – PART 5B – REPORT YEAR CLAIMS CLOSED WITH LOSS PAYMENT

Years in Which Claims Were First Reported	Number of Claims Closed With Loss Payment									
	1	2	3	4	5	6	7	8	9	10
	2005	2006	2007	2008	2009	2010	2011	2012	2013	2014
1. Prior							198	51	207	211
2. 2005							50	12	85	84
3. 2006	X X X						68	10	69	69
4. 2007	X X X	X X X					74	6	74	74
5. 2008	X X X	X X X	X X X				13		14	14
6. 2009	X X X	X X X	X X X	X X X			4	3	12	13
7. 2010	X X X	X X X	X X X	X X X	X X X		4	7	10	9
8. 2011	X X X	X X X	X X X	X X X	X X X	X X X	32	29	47	53
9. 2012	X X X	X X X	X X X	X X X	X X X	X X X	X X X	3	29	37
10. 2013	X X X	X X X	X X X	X X X	X X X	X X X	X X X	X X X	10	29
11. 2014	X X X	X X X	X X X	X X X	X X X	X X X	X X X	X X X	X X X	13

SCHEDULE P – PART 5C – REPORT YEAR CLAIMS CLOSED WITHOUT LOSS PAYMENT

Years in Which Claims Were First Reported	Number of Claims Closed Without Loss Payment									
	1	2	3	4	5	6	7	8	9	10
	2005	2006	2007	2008	2009	2010	2011	2012	2013	2014
1. Prior							108	271	121	121
2. 2005							15	85	16	16
3. 2006	X X X						5	65	6	6
4. 2007	X X X	X X X					5	74	6	6
5. 2008	X X X	X X X	X X X				41	55	41	41
6. 2009	X X X	X X X	X X X	X X X			45	54	48	48
7. 2010	X X X	X X X	X X X	X X X	X X X		44	3	1	1
8. 2011	X X X	X X X	X X X	X X X	X X X	X X X		14	2	2
9. 2012	X X X	X X X	X X X	X X X	X X X	X X X	X X X	12		
10. 2013	X X X	X X X	X X X	X X X	X X X	X X X	X X X	X X X	1	1
11. 2014	X X X	X X X	X X X	X X X	X X X	X X X	X X X	X X X	X X X	

SCHEDULE P INTERROGATORIES

1.1	Title insurance losses should include all losses on any transaction for which a title insurance premium, rate or charge was made or contemplated. Escrow losses for which the company is contractually obligated should be included. Losses arising from defalcations for which the reporting entity is contractually obligated should be included. Are the title insurance losses reported in Schedule P defined in conformance with the above definition?	Yes <input checked="" type="checkbox"/> No <input type="checkbox"/>
1.2	If not, describe the types of losses reported.	
1.3	If the types or basis of reporting has changed over time, please explain the nature of such changes.	
2.1	Are paid loss and allocated loss adjustment expenses reduced on account of salvage or subrogation in accordance with the instructions?	Yes <input checked="" type="checkbox"/> No <input type="checkbox"/>
2.2	If not, describe the basis of reporting.	
2.3	If the basis of reporting has changed over time, please explain the nature of such changes.	
3.1	Are sales of salvage at prices different from their book value recorded in accordance with the instructions?	Yes <input checked="" type="checkbox"/> No <input type="checkbox"/>
3.2	If not, describe the basis of reporting.	
3.3	If the basis of reporting has changed over time, please explain the nature of such changes.	
4.1	Are the case basis reserves reported gross of anticipated salvage and subrogation in accordance with the instructions?	Yes <input checked="" type="checkbox"/> No <input type="checkbox"/>
4.2	If not, please explain.	
4.3	If the basis of reporting has changed over time, please explain the nature of such changes.	
5.1	Do any of the reserves reported in Schedule P contain a provision for reserve discount, contingency margin, or any other element not providing for an estimation of ultimate liability?	Yes <input type="checkbox"/> No <input checked="" type="checkbox"/>
5.2	If so, please explain.	
6.1	Does the company IBNR reserves in Schedule P reconcile to the IBNR reserves prepared on a GAAP basis?	Yes <input checked="" type="checkbox"/> No <input type="checkbox"/>
6.2	If not, please explain.	
7.1	Are allocated loss adjustment expenses recorded in accordance with the instructions?	Yes <input checked="" type="checkbox"/> No <input type="checkbox"/>
7.2	If not, please explain which items are not in conformity.	
7.3	If the basis of reporting has changed over time, please explain the nature of such changes.	
8.1	The unallocated loss adjustment expenses paid during the most recent calendar year should be distributed to the various policy years in which the policy was issued as follows: (1) 10% to the most recent policy year, (2) 20% to the next most recent policy year, (3) 10% to the succeeding policy year, (4) 5% to each of the next two succeeding policy years, and (5) the balance to all policy years, including the most recent policy year, in proportion to the amount of loss payments paid for each policy year during the most recent calendar year. Are they so reported?	Yes <input checked="" type="checkbox"/> No <input type="checkbox"/>
8.2	If estimates were used prior to 1996, please explain the basis of such estimates.	
9.	Indicate the basis of determining claim counts:	
9.1	Are policies having multiple claims shown in Schedule P as a single claim?	Yes <input checked="" type="checkbox"/> No <input type="checkbox"/>
9.2	Are claims closed without payment removed from the claim count?	Yes <input type="checkbox"/> No <input checked="" type="checkbox"/>
9.3	If the definition of claim count has changed over time, please explain the nature of such changes.	
10.1	Have there been any portfolio reinsurance transfers or other accounting conventions that have caused a mismatch of premiums, other income, loss or ALAE?	Yes <input type="checkbox"/> No <input checked="" type="checkbox"/>
10.2	If so, please explain.	
11.1	Have there been any excess of loss or stop loss reinsurance treaties or other accounting conventions that have caused a mismatch of premiums, other loss or ALAE?	Yes <input type="checkbox"/> No <input checked="" type="checkbox"/>
11.2	If so, please explain.	
12.1	Have there been any major mergers or acquisitions, either with respect to an insurer or an agent, that had a material impact on operations or claims development?	Yes <input type="checkbox"/> No <input checked="" type="checkbox"/>
12.2	If so, please explain.	
13.1	Were any estimates or allocations used to complete this data request?	Yes <input checked="" type="checkbox"/> No <input type="checkbox"/>
13.2	If so, please explain the nature of the estimate or allocation, the assumptions made and the data used to support your assumptions. IBNR and ceded premiums are allocated based on premiums ratio of Direct versus Agent	
14.	Are there any especially significant events, coverage, retention or accounting changes which have occurred which must be considered when making an analysis of the information provided?	Yes <input type="checkbox"/> No <input checked="" type="checkbox"/>

SCHEDULE Y

PART 1A - DETAIL OF INSURANCE HOLDING COMPANY SYSTEM

[illegible][illegible]

SCHEDULE Y

PART 2 – SUMMARY OF INSURER'S TRANSACTIONS WITH ANY AFFILIATES

[illegible]

SUPPLEMENTAL EXHIBITS AND SCHEDULES INTERROGATORIES

The following supplemental reports are required to be filed as part of your statement filing unless specifically waived by the domiciliary state. However, in the event that your domiciliary state waives the filing requirement, your response of WAIVED to the specific interrogatory will be accepted in lieu of filing a "NONE" report and a bar code will be printed below. If the supplement is required of your company but is not filed for whatever reason enter SEE EXPLANATION and provide an explanation following the interrogatory questions.

	Response
MARCH FILING	
1. Will the Supplemental Compensation Exhibit be filed with the state of domicile by March 1?	YES
2. Will an actuarial opinion be filed by March 1?	YES
APRIL FILING	
3. Will Management's Discussion and Analysis be filed by April 1?	YES
4. Will the Supplemental Schedule of Business Written by Agency be filed with the state of domicile by April 1?	YES
5. Will the Supplemental Investment Risk Interrogatories be filed by April 1?	YES
JUNE FILING	
6. Will an audited financial report be filed by June 1?	YES
7. Will Accountants Letter of Qualifications be filed with the state of domicile and electronically with the NAIC by June 1?	YES
AUGUST FILING	
8. Will Communication of Internal Control Related Matters Noted in Audit be filed with the state of domicile by August 1?	YES

The following supplemental reports are required to be filed as part of your statement filing. However, in the event that your company does not transact the type of business for which the special report must be filed, your response of NO to the specific interrogatory will be accepted in lieu of filing a "NONE" report and a bar code will be printed below. If the supplement is required of your company but is not filed for whatever reason enter SEE EXPLANATION and provide an explanation following the interrogatory questions.

MARCH FILING	
9. Will Schedule SIS (Stockholder Information Supplement) be filed with the state of domicile by March 1?	NO
10. Will an approval from the reporting entity's state of domicile for relief related to the five-year rotation requirement for lead audit partner be filed electronically with the NAIC by March 1?	NO
11. Will an approval from the reporting entity's state of domicile for relief related to the one-year cooling off period for independent CPA be filed electronically with the NAIC by March 1?	NO
12. Will an approval from the reporting entity's state of domicile for relief related to the Requirements for Audit Committees be filed electronically with the NAIC by March 1?	NO
AUGUST FILING	
13. Will Management's Report of Internal Control Over Financial Reporting be filed with the state of domicile by August 1?	YES

Explanation:

Explanation 9:	Not applicable
Explanation 10:	Not applicable
Explanation 11:	Not applicable
Explanation 12:	Not applicable

Bar Code:



OVERFLOW PAGE FOR WRITE-INS

ALPHABETICAL INDEX TO TITLE ANNUAL STATEMENT

Assets	2	Schedule DB - Part D - Section 1	E22
Cash Flow	5	Schedule DB - Part D - Section 2	E23
Exhibit of Capital Gains (Losses)	11	Schedule DB - Verification	SI14
Exhibit of Net Investment Income	11	Schedule DL - Part 1	E24
Exhibit of Nonadmitted Assets	12	Schedule DL - Part 2	E25
Exhibit of Premiums and Losses	18	Schedule E – Part 1 – Cash	E26
Five-Year Historical Data	16	Schedule E – Part 1A – Segregated Funds Held For Others as	
General Interrogatories	14	Non-Interest Earning Cash Deposits	19
Jurat Page	1	Schedule E – Part 1B – Segregated Funds Held For Others as Interest	
Liabilities, Surplus and Other Funds	3	Earning Cash Deposits	20
Notes to Financial Statements	13	Schedule E – Part 1C – Reinsurance Reserve Funds	21
Operations and Investment Exhibit (Statement of Income)	4	Schedule E – Part 1D – Summary	22
Operations and Investment Exhibit Part 1A	6	Schedule E – Part 1E – Summary of Interest Earned	22
Operations and Investment Exhibit Part 1B	6	Schedule E – Part 1F – Funds on Deposit - Interrogatories	23
Operations and Investment Exhibit Part 2A	7	Schedule E – Part 2 – Cash Equivalents	E27
Operations and Investment Exhibit Part 2B	8	Schedule E – Part 3 – Special Deposits	E28
Operations and Investment Exhibit Part 3	9	Schedule E – Verification Between Years	SI15
Operations and Investment Exhibit Part 4	10	Schedule F – Part 1	24
Overflow Page For Write-ins	47	Schedule F – Part 2	25
Schedule A – Part 1	E01	Schedule F – Part 3	26
Schedule A – Part 2	E02	Schedule F – Part 4	27
Schedule A – Part 3	E03	Schedule H – Part 1	28
Schedule A – Verification Between Years	SI02	Schedule H – Part 2	29
Schedule B – Part 1	E04	Schedule H – Part 3	30
Schedule B – Part 2	E05	Schedule H – Part 4	31
Schedule B – Part 3	E06	Schedule H – Verification Between Years	30
Schedule B – Verification Between Years	SI02	Schedule P - Interrogatories	41
Schedule BA – Part 1	E07	Schedule P – Part 1 - Summary	32
Schedule BA – Part 2	E08	Schedule P – Part 1A – Policies Written Directly	33
Schedule BA – Part 3	E09	Schedule P – Part 1B – Policies Written Through Agents	34
Schedule BA – Verification Between Years	SI03	Schedule P – Part 2 – Policy Year Incurred Loss and ALAE	35
Schedule D – Part 1	E10	Schedule P – Part 2A – Policy Year Paid Loss and ALAE	35
Schedule D – Part 1A – Section 1	SI05	Schedule P – Part 2B – Policy Year Loss and ALAE Case Basis Reserves	36
Schedule D – Part 1A – Section 2	SI08	Schedule P – Part 2C - Policy Year Bulk Reserves on Known Claims	36
Schedule D – Part 2 – Section 1	E11	Schedule P – Part 2D – Policy Year IBNR Reserves	37
Schedule D – Part 2 – Section 2	E12	Schedule P – Part 3 – Incurred Loss and ALAE by Year of First Report	38
Schedule D – Part 3	E13	Schedule P – Part 3A – Paid Loss and ALAE by Year of First Report	38
Schedule D – Part 4	E14	Schedule P – Part 3B – Loss and ALAE Case Basis Reserves by	
Schedule D – Part 5	E15	Year of First Report	38
Schedule D – Part 6 – Section 1	E16	Schedule P – Part 3C – Bulk Reserves on Known Claims by	
Schedule D – Part 6 – Section 2	E16	Year of First Report	38
Schedule D – Summary By Country	SI04	Schedule P - Part 4A - Policy Year Reported Claim Counts	39
Schedule D – Verification Between Years	SI03	Schedule P - Part 4B - Policy Year Claim Closed With Loss Payment	39
Schedule DA – Part 1	E17	Schedule P - Part 4B - Policy Year Claim Closed Without Loss Payment	39
Schedule DA – Verification Between Years	SI10	Schedule P - Part 5A - Report Year Reported Claim Counts	40
Schedule DB – Part A – Section 1	E18	Schedule P - Part 5B - Report Year Claims Closed With Loss Payment	40
Schedule DB – Part A – Section 2	E19	Schedule P - Part 5B - Report Year Claims Closed Without Loss Payment	40
Schedule DB – Part A – Verification Between Years	SI11	Schedule T – Exhibit of Premiums Written	42
Schedule DB – Part B – Section 1	E20	Schedule Y – Information Concerning Activities of Insurer Members of a Holding	
Schedule DB – Part B – Section 2	E21	Company Group	43
Schedule DB – Part B – Verification Between Years	SI11	Schedule Y - Part 1A - Detail of Insurance Holding Company System	44
Schedule DB – Part C – Section 1	SI12	Schedule Y - Part 2 – Summary of Insurer's Transactions With Any Affiliates	45
Schedule DB – Part C – Section 2	SI13	Summary Investment Schedule	SI01