



ANNUAL STATEMENT
For the Year Ended December 31, 2014
OF THE CONDITION AND AFFAIRS OF THE

Permanent General Assurance Corporation of Ohio

NAIC Group Code	00473	00473	NAIC Company Code	22906	Employer's ID Number	62-1482846
	(Current Period)	(Prior Period)				
Organized under the Laws of	Ohio			State of Domicile or Port of Entry		Ohio
Country of Domicile				United States		
Incorporated/Organized	12/18/1991			Commenced Business		04/09/1992
Statutory Home Office	9700 Rockside Road, Suite 250			Valley View, OH, US 44125		
	(Street and Number)			(City or Town, State, Country and Zip Code)		
Main Administrative Office	2636 Elm Hill Pike, Suite 510			Nashville, TN, US 37214		615-242-1961
	(Street and Number)			(City or Town, State, Country and Zip Code)		(Area Code) (Telephone Number)
Mail Address	P.O. Box 305054			Nashville, TN, US 37230-5054		
	(Street and Number or P.O. Box)			(City or Town, State, Country and Zip Code)		
Primary Location of Books and Records	2636 Elm Hill Pike, Suite 510			Nashville, TN, US 37214		615-744-1221
	(Street and Number)			(City or Town, State, Country and Zip Code)		(Area Code) (Telephone Number)
Internet Web Site Address				www.pgac.com		
Statutory Statement Contact	R Burton Barnes Jr			615-744-1221		
	(Name)			(Area Code) (Telephone Number) (Extension)		
	bbarnes@pgac.com			615-744-1608		
	(E-Mail Address)			(Fax Number)		

OFFICERS

Name	Title	Name	Title
David Lee Hettinger	Sr. V.P., Chief Administrative Officer	Brian Michael Donovan	CFO, Treasurer & Assistant Secretary
Randy Philip Parker	Chairman, President & CEO		

OTHER OFFICERS

Andrew Peter Martin	Sr. V.P., Corporate-wide Sales & Distribution	Robert Eugene Nelson	Assistant Secretary
Sherrill Cleek Kaiser	Secretary	Eileen Manners	Assistant V.P., Claims
Allison Walker Garretson	Sr. V.P., Operations	Barry Scot Dice	V.P., Direct Sales & Marketing
Kenton Lee Fourman	V.P., Chief Information Officer	Thomas J Vyneman	Assistant V.P., Product Development
Eric William Bur	V.P., IA Sales & Distribution	John Allen Hollar	Executive V.P.
Elizabeth Ann Roberts	V.P., Human Resources	Todd Raymond Hakala	V.P., Actuary Services
William Joseph Yeager	Sr. V.P., Claims		

DIRECTORS OR TRUSTEES

Randy Philip Parker	David Lee Hettinger	Andrew Peter Martin	Brian Michael Donovan
Elizabeth Ann Roberts			

State ofTennessee.....
County ofDavidson.....

ss

The officers of this reporting entity, being duly sworn, each depose and say that they are the described officers of said reporting entity, and that on the reporting period stated above, all of the herein described assets were the absolute property of the said reporting entity, free and clear from any liens or claims thereon, except as herein stated, and that this statement, together with related exhibits, schedules and explanations therein contained, annexed or referred to, is a full and true statement of all the assets and liabilities and of the condition and affairs of the said reporting entity as of the reporting period stated above, and of its income and deductions therefrom for the period ended, and have been completed in accordance with the NAIC Annual Statement Instructions and Accounting Practices and Procedures manual except to the extent that: (1) state law may differ; or, (2) that state rules or regulations require differences in reporting not related to accounting practices and procedures, according to the best of their information, knowledge and belief, respectively. Furthermore, the scope of this attestation by the described officers also includes the related corresponding electronic filing with the NAIC, when required, that is an exact copy (except for formatting differences due to electronic filing) of the enclosed statement. The electronic filing may be requested by various regulators in lieu of or in addition to the enclosed statement.

David Lee Hettinger Sr. V.P., Chief Administrative Officer	Brian Michael Donovan CFO, Treasurer & Assistant Secretary	Randy Philip Parker Chairman, President & CEO
Subscribed and sworn to before me this 17th day of February, 2015		a. Is this an original filing? Yes [X] No [] b. If no: 1. State the amendment number 2. Date filed 3. Number of pages attached
Susan Hawk, Notary Public May 5, 2015		



ANNUAL STATEMENT FOR THE YEAR 2014 OF THE Permanent General Assurance Corporation of Ohio

EXHIBIT OF PREMIUMS AND LOSSES (Statutory Page 14)

NAIC Group Code 3638		BUSINESS IN THE STATE OF Arizona			DURING THE YEAR 2014				NAIC Company Code 22906				
Line of Business		Gross Premiums, Including Policy and Membership Fees, Less Return Premiums and Premiums on Policies not Taken		3	4	5	6	7	8	9	10	11	12
		1 Direct Premiums Written	2 Direct Premiums Earned	Dividends Paid or Credited to Policyholders on Direct Business	Direct Unearned Premium Reserves	Direct Losses Paid (deducting salvage)	Direct Losses Incurred	Direct Losses Unpaid	Direct Defense and Cost Containment Expense Paid	Direct Defense and Cost Containment Expense Incurred	Direct Defense and Cost Containment Expense Unpaid	Commissions and Brokerage Expenses	Taxes, Licenses and Fees
1.	Fire												
2.1	Allied lines												
2.2	Multiple peril crop												
2.3	Federal flood												
2.4	Private crop												
3.	Farmowners multiple peril												
4.	Homeowners multiple peril												
5.1	Commercial multiple peril (non-liability portion)												
5.2	Commercial multiple peril (liability portion)												
6.	Mortgage guaranty												
8.	Ocean marine												
9.	Inland marine												
10.	Financial guaranty												
11.	Medical professional liability												
12.	Earthquake												
13.	Group accident and health (b)												
14.	Credit A & H (group and individual)												
15.1	Collectively renewable A & H (b)												
15.2	Non-cancelable A & H (b).....												
15.3	Guaranteed renewable A & H (b).....												
15.4	Non-renewable for stated reasons only (b).....												
15.5	Other accident only												
15.6	Medicare Title XVIII exempt from state taxes or fees.....												
15.7	All other A & H (b).....												
15.8	Federal Employees Health Benefits Plan premium (b).....												
16.	Workers' compensation												
17.1	Other liability-Occurrence.....												
17.2	Other Liability-Claims-Made.....												
17.3	Excess workers' compensation.....												
18.	Products liability												
19.1	Private passenger auto no-fault (personal injury protection)												
19.2	Other private passenger auto liability	1,680,862	2,118,361		350,600	1,953,415	1,852,208	1,013,026	35,284	139,048	105,698	254,512	43,359
19.3	Commercial auto no-fault (personal injury protection)												
19.4	Other commercial auto liability												
21.1	Private passenger auto physical damage	251,881	352,190		49,528	160,822	133,832	(14,595)	1,456	(884)	(797)	38,142	6,498
21.2	Commercial auto physical damage												
22.	Aircraft (all perils)												
23.	Fidelity												
24.	Surety.....												
26.	Burglary and theft												
27.	Boiler and machinery												
28.	Credit												
30.	Warranty												
34.	Aggregate write-ins for other lines of business	0	0	0	0	0	0	0	0	0	0	0	0
35.	TOTALS (a)	1,932,743	2,470,551	0	400,128	2,114,237	1,986,040	998,431	36,740	138,164	104,901	292,654	49,857
DETAILS OF WRITE-INS													
3401.												
3402.												
3403.												
3498.	Summary of remaining write-ins for Line 34 from overflow page	0	0	0	0	0	0	0	0	0	0	0	0
3499.	Totals (Lines 3401 through 3403 Plus 3498) (Line 34 above)	0	0	0	0	0	0	0	0	0	0	0	0

(a) Finance and service charges not included in Lines 1 to 35 \$ 284,312
(b) For health business on indicated lines report: Number of persons insured under PPO managed care products and number of persons insured under indemnity only products



ANNUAL STATEMENT FOR THE YEAR 2014 OF THE Permanent General Assurance Corporation of Ohio

EXHIBIT OF PREMIUMS AND LOSSES (Statutory Page 14)

NAIC Group Code 3638		BUSINESS IN THE STATE OF Colorado				DURING THE YEAR 2014				NAIC Company Code 22906			
Line of Business		Gross Premiums, Including Policy and Membership Fees, Less Return Premiums and Premiums on Policies not Taken		3 Dividends Paid or Credited to Policyholders on Direct Business	4 Direct Unearned Premium Reserves	5 Direct Losses Paid (deducting salvage)	6 Direct Losses Incurred	7 Direct Losses Unpaid	8 Direct Defense and Cost Containment Expense Paid	9 Direct Defense and Cost Containment Expense Incurred	10 Direct Defense and Cost Containment Expense Unpaid	11 Commissions and Brokerage Expenses	12 Taxes, Licenses and Fees
		1 Direct Premiums Written	2 Direct Premiums Earned										
1.	Fire												
2.1	Allied lines												
2.2	Multiple peril crop												
2.3	Federal flood												
2.4	Private crop												
3.	Farmowners multiple peril												
4.	Homeowners multiple peril												
5.1	Commercial multiple peril (non-liability portion)												
5.2	Commercial multiple peril (liability portion)												
6.	Mortgage guaranty												
8.	Ocean marine												
9.	Inland marine												
10.	Financial guaranty												
11.	Medical professional liability												
12.	Earthquake												
13.	Group accident and health (b)												
14.	Credit A & H (group and individual)												
15.1	Collectively renewable A & H (b)												
15.2	Non-cancelable A & H (b).....												
15.3	Guaranteed renewable A & H (b)												
15.4	Non-renewable for stated reasons only (b).....												
15.5	Other accident only												
15.6	Medicare Title XVIII exempt from state taxes or fees.....												
15.7	All other A & H (b)												
15.8	Federal Employees Health Benefits Plan premium (b).....												
16.	Workers' compensation												
17.1	Other liability-Occurrence.....												
17.2	Other Liability-Claims-Made.....												
17.3	Excess workers' compensation.....												
18.	Products liability												
19.1	Private passenger auto no-fault (personal injury protection)												
19.2	Other private passenger auto liability	3,575,753	4,191,722		845,100	2,634,664	2,741,593	2,127,543	120,384	11,003	218,326	541,468	92,246
19.3	Commercial auto no-fault (personal injury protection)												
19.4	Other commercial auto liability												
21.1	Private passenger auto physical damage	1,118,917	1,227,714		285,740	607,501	701,962	76,038	1,833	5,209	11,120	169,439	28,866
21.2	Commercial auto physical damage												
22.	Aircraft (all perils)												
23.	Fidelity												
24.	Surety.....												
26.	Burglary and theft												
27.	Boiler and machinery												
28.	Credit												
30.	Warranty												
34.	Aggregate write-ins for other lines of business	0	0	0	0	0	0	0	0	0	0	0	0
35.	TOTALS (a)	4,694,670	5,419,436	0	1,130,840	3,242,165	3,443,555	2,203,581	122,217	16,212	229,446	710,907	121,112
DETAILS OF WRITE-INS													
3401.												
3402.												
3403.												
3498.	Summary of remaining write-ins for Line 34 from overflow page	0	0	0	0	0	0	0	0	0	0	0	0
3499.	Totals (Lines 3401 through 3403 Plus 3498) (Line 34 above)	0	0	0	0	0	0	0	0	0	0	0	0

(a) Finance and service charges not included in Lines 1 to 35 \$ 573,624

(b) For health business on indicated lines report: Number of persons insured under PPO managed care products and number of persons insured under indemnity only products



ANNUAL STATEMENT FOR THE YEAR 2014 OF THE Permanent General Assurance Corporation of Ohio

EXHIBIT OF PREMIUMS AND LOSSES (Statutory Page 14)

NAIC Group Code 3638		BUSINESS IN THE STATE OF Georgia				DURING THE YEAR 2014				NAIC Company Code 22906			
Line of Business		Gross Premiums, Including Policy and Membership Fees, Less Return Premiums and Premiums on Policies not Taken		3 Dividends Paid or Credited to Policyholders on Direct Business	4 Direct Unearned Premium Reserves	5 Direct Losses Paid (deducting salvage)	6 Direct Losses Incurred	7 Direct Losses Unpaid	8 Direct Defense and Cost Containment Expense Paid	9 Direct Defense and Cost Containment Expense Incurred	10 Direct Defense and Cost Containment Expense Unpaid	11 Commissions and Brokerage Expenses	12 Taxes, Licenses and Fees
		1 Direct Premiums Written	2 Direct Premiums Earned										
1.	Fire												
2.1	Allied lines												
2.2	Multiple peril crop												
2.3	Federal flood												
2.4	Private crop												
3.	Farmowners multiple peril												
4.	Homeowners multiple peril												
5.1	Commercial multiple peril (non-liability portion)												
5.2	Commercial multiple peril (liability portion)												
6.	Mortgage guaranty												
8.	Ocean marine												
9.	Inland marine												
10.	Financial guaranty												
11.	Medical professional liability												
12.	Earthquake												
13.	Group accident and health (b)												
14.	Credit A & H (group and individual)												
15.1	Collectively renewable A & H (b)												
15.2	Non-cancelable A & H (b)												
15.3	Guaranteed renewable A & H (b)												
15.4	Non-renewable for stated reasons only (b)												
15.5	Other accident only												
15.6	Medicare Title XVIII exempt from state taxes or fees												
15.7	All other A & H (b)												
15.8	Federal Employees Health Benefits Plan premium (b)												
16.	Workers' compensation												
17.1	Other liability-Occurrence												
17.2	Other Liability-Claims-Made												
17.3	Excess workers' compensation												
18.	Products liability												
19.1	Private passenger auto no-fault (personal injury protection)												
19.2	Other private passenger auto liability	6,435,453	7,128,582		2,335,962	6,652,305	5,653,098	3,688,310	212,586	618,383	846,314	974,500	166,018
19.3	Commercial auto no-fault (personal injury protection)												
19.4	Other commercial auto liability												
21.1	Private passenger auto physical damage	2,122,458	2,313,156		797,013	1,070,501	1,061,505	43,333	1,508	9,729	18,140	321,393	54,753
21.2	Commercial auto physical damage												
22.	Aircraft (all perils)												
23.	Fidelity												
24.	Surety												
26.	Burglary and theft												
27.	Boiler and machinery												
28.	Credit												
30.	Warranty												
34.	Aggregate write-ins for other lines of business	0	0	0	0	0	0	0	0	0	0	0	0
35.	TOTALS (a)	8,557,911	9,441,738	0	3,132,975	7,722,806	6,714,603	3,731,643	214,094	628,112	864,454	1,295,893	220,771
DETAILS OF WRITE-INS													
3401.												
3402.												
3403.												
3498.	Summary of remaining write-ins for Line 34 from overflow page	0	0	0	0	0	0	0	0	0	0	0	0
3499.	Totals (Lines 3401 through 3403 Plus 3498) (Line 34 above)	0	0	0	0	0	0	0	0	0	0	0	0

(a) Finance and service charges not included in Lines 1 to 35 \$ 776,994
(b) For health business on indicated lines report: Number of persons insured under PPO managed care products and number of persons insured under indemnity only products



ANNUAL STATEMENT FOR THE YEAR 2014 OF THE Permanent General Assurance Corporation of Ohio

EXHIBIT OF PREMIUMS AND LOSSES (Statutory Page 14)

NAIC Group Code 3638		BUSINESS IN THE STATE OF Illinois				DURING THE YEAR 2014				NAIC Company Code 22906			
Line of Business		Gross Premiums, Including Policy and Membership Fees, Less Return Premiums and Premiums on Policies not Taken		3	4	5	6	7	8	9	10	11	12
		1 Direct Premiums Written	2 Direct Premiums Earned	Dividends Paid or Credited to Policyholders on Direct Business	Direct Unearned Premium Reserves	Direct Losses Paid (deducting salvage)	Direct Losses Incurred	Direct Losses Unpaid	Direct Defense and Cost Containment Expense Paid	Direct Defense and Cost Containment Expense Incurred	Direct Defense and Cost Containment Expense Unpaid	Commissions and Brokerage Expenses	Taxes, Licenses and Fees
1.	Fire												
2.1	Allied lines												
2.2	Multiple peril crop												
2.3	Federal flood												
2.4	Private crop												
3.	Farmowners multiple peril												
4.	Homeowners multiple peril												
5.1	Commercial multiple peril (non-liability portion)												
5.2	Commercial multiple peril (liability portion)												
6.	Mortgage guaranty												
8.	Ocean marine												
9.	Inland marine												
10.	Financial guaranty												
11.	Medical professional liability												
12.	Earthquake												
13.	Group accident and health (b)												
14.	Credit A & H (group and individual)												
15.1	Collectively renewable A & H (b)												
15.2	Non-cancelable A & H (b)												
15.3	Guaranteed renewable A & H (b)												
15.4	Non-renewable for stated reasons only (b)												
15.5	Other accident only												
15.6	Medicare Title XVIII exempt from state taxes or fees												
15.7	All other A & H (b)												
15.8	Federal Employees Health Benefits Plan premium (b)												
16.	Workers' compensation												
17.1	Other liability-Occurrence												
17.2	Other Liability-Claims-Made												
17.3	Excess workers' compensation												
18.	Products liability												
19.1	Private passenger auto no-fault (personal injury protection)												
19.2	Other private passenger auto liability	1,782,226	1,657,978		953,131	864,286	956,982	584,811	24,720	22,848	18,213	269,876	45,977
19.3	Commercial auto no-fault (personal injury protection)												
19.4	Other commercial auto liability												
21.1	Private passenger auto physical damage	596,258	522,484		319,820	372,734	312,229	22,072	4,185	7,597	4,376	90,292	15,382
21.2	Commercial auto physical damage												
22.	Aircraft (all perils)												
23.	Fidelity												
24.	Surety												
26.	Burglary and theft												
27.	Boiler and machinery												
28.	Credit												
30.	Warranty												
34.	Aggregate write-ins for other lines of business	0	0	0	0	0	0	0	0	0	0	0	0
35.	TOTALS (a)	2,378,484	2,180,462	0	1,272,951	1,237,020	1,269,211	606,883	28,905	30,445	22,589	360,168	61,359
DETAILS OF WRITE-INS													
3401.												
3402.												
3403.												
3498.	Summary of remaining write-ins for Line 34 from overflow page	0	0	0	0	0	0	0	0	0	0	0	0
3499.	Totals (Lines 3401 through 3403 Plus 3498) (Line 34 above)	0	0	0	0	0	0	0	0	0	0	0	0

(a) Finance and service charges not included in Lines 1 to 35 \$ 235,732

(b) For health business on indicated lines report: Number of persons insured under PPO managed care products and number of persons insured under indemnity only products



ANNUAL STATEMENT FOR THE YEAR 2014 OF THE Permanent General Assurance Corporation of Ohio

EXHIBIT OF PREMIUMS AND LOSSES (Statutory Page 14)

NAIC Group Code 3638		BUSINESS IN THE STATE OF Indiana			DURING THE YEAR 2014				NAIC Company Code 22906				
Line of Business		Gross Premiums, Including Policy and Membership Fees, Less Return Premiums and Premiums on Policies not Taken		3 Dividends Paid or Credited to Policyholders on Direct Business	4 Direct Unearned Premium Reserves	5 Direct Losses Paid (deducting salvage)	6 Direct Losses Incurred	7 Direct Losses Unpaid	8 Direct Defense and Cost Containment Expense Paid	9 Direct Defense and Cost Containment Expense Incurred	10 Direct Defense and Cost Containment Expense Unpaid	11 Commissions and Brokerage Expenses	12 Taxes, Licenses and Fees
		1 Direct Premiums Written	2 Direct Premiums Earned										
1.	Fire												
2.1	Allied lines												
2.2	Multiple peril crop												
2.3	Federal flood												
2.4	Private crop												
3.	Farmowners multiple peril												
4.	Homeowners multiple peril												
5.1	Commercial multiple peril (non-liability portion)												
5.2	Commercial multiple peril (liability portion)												
6.	Mortgage guaranty												
8.	Ocean marine												
9.	Inland marine												
10.	Financial guaranty												
11.	Medical professional liability												
12.	Earthquake												
13.	Group accident and health (b)												
14.	Credit A & H (group and individual)												
15.1	Collectively renewable A & H (b)												
15.2	Non-cancelable A & H (b)												
15.3	Guaranteed renewable A & H (b)												
15.4	Non-renewable for stated reasons only (b)												
15.5	Other accident only												
15.6	Medicare Title XVIII exempt from state taxes or fees												
15.7	All other A & H (b)												
15.8	Federal Employees Health Benefits Plan premium (b)												
16.	Workers' compensation												
17.1	Other liability-Occurrence												
17.2	Other Liability-Claims-Made												
17.3	Excess workers' compensation												
18.	Products liability												
19.1	Private passenger auto no-fault (personal injury protection)												
19.2	Other private passenger auto liability												
19.3	Commercial auto no-fault (personal injury protection)												
19.4	Other commercial auto liability												
21.1	Private passenger auto physical damage												
21.2	Commercial auto physical damage												
22.	Aircraft (all perils)												
23.	Fidelity												
24.	Surety												
26.	Burglary and theft												
27.	Boiler and machinery												
28.	Credit												
30.	Warranty												
34.	Aggregate write-ins for other lines of business	0	0	0	0	0	0	0	0	0	0	0	0
35.	TOTALS (a)	0	0	0	0	0	0	0	0	0	0	0	0
DETAILS OF WRITE-INS													
3401.												
3402.												
3403.												
3498.	Summary of remaining write-ins for Line 34 from overflow page	0	0	0	0	0	0	0	0	0	0	0	0
3499.	Totals (Lines 3401 through 3403 Plus 3498) (Line 34 above)	0	0	0	0	0	0	0	0	0	0	0	0

(a) Finance and service charges not included in Lines 1 to 35 \$
(b) For health business on indicated lines report: Number of persons insured under PPO managed care products and number of persons insured under indemnity only products



ANNUAL STATEMENT FOR THE YEAR 2014 OF THE Permanent General Assurance Corporation of Ohio

EXHIBIT OF PREMIUMS AND LOSSES (Statutory Page 14)

NAIC Group Code 3638		BUSINESS IN THE STATE OF Kentucky				DURING THE YEAR 2014				NAIC Company Code 22906			
Line of Business		Gross Premiums, Including Policy and Membership Fees, Less Return Premiums and Premiums on Policies not Taken		3 Dividends Paid or Credited to Policyholders on Direct Business	4 Direct Unearned Premium Reserves	5 Direct Losses Paid (deducting salvage)	6 Direct Losses Incurred	7 Direct Losses Unpaid	8 Direct Defense and Cost Containment Expense Paid	9 Direct Defense and Cost Containment Expense Incurred	10 Direct Defense and Cost Containment Expense Unpaid	11 Commissions and Brokerage Expenses	12 Taxes, Licenses and Fees
		1 Direct Premiums Written	2 Direct Premiums Earned										
1.	Fire												
2.1	Allied lines												
2.2	Multiple peril crop												
2.3	Federal flood												
2.4	Private crop												
3.	Farmowners multiple peril												
4.	Homeowners multiple peril												
5.1	Commercial multiple peril (non-liability portion)												
5.2	Commercial multiple peril (liability portion)												
6.	Mortgage guaranty												
8.	Ocean marine												
9.	Inland marine												
10.	Financial guaranty												
11.	Medical professional liability												
12.	Earthquake												
13.	Group accident and health (b)												
14.	Credit A & H (group and individual)												
15.1	Collectively renewable A & H (b)												
15.2	Non-cancelable A & H (b).....												
15.3	Guaranteed renewable A & H (b).....												
15.4	Non-renewable for stated reasons only (b).....												
15.5	Other accident only												
15.6	Medicare Title XVIII exempt from state taxes or fees												
15.7	All other A & H (b)												
15.8	Federal Employees Health Benefits Plan premium (b).....												
16.	Workers' compensation												
17.1	Other liability-Occurrence.....												
17.2	Other Liability-Claims-Made.....												
17.3	Excess workers' compensation												
18.	Products liability												
19.1	Private passenger auto no-fault (personal injury protection)	85,261	69,258		24,253	23,817	16,988	(4,023)	6,887	(35,214)	55,180	12,907	2,199
19.2	Other private passenger auto liability	65,039	53,671		13,892	61,397	49,598	19,690	15,465	18,242	26,071	9,852	1,678
19.3	Commercial auto no-fault (personal injury protection)												
19.4	Other commercial auto liability												
21.1	Private passenger auto physical damage	22,425	17,738		6,014		(1,602)	(1,227)		141	273	3,394	578
21.2	Commercial auto physical damage												
22.	Aircraft (all perils)												
23.	Fidelity												
24.	Surety												
26.	Burglary and theft												
27.	Boiler and machinery												
28.	Credit												
30.	Warranty												
34.	Aggregate write-ins for other lines of business	0	0	0	0	0	0	0	0	0	0	0	0
35.	TOTALS (a)	172,725	140,667	0	44,159	85,214	64,984	14,440	22,352	(16,831)	81,524	26,153	4,455
DETAILS OF WRITE-INS													
3401.												
3402.												
3403.												
3498.	Summary of remaining write-ins for Line 34 from overflow page	0	0	0	0	0	0	0	0	0	0	0	0
3499.	Totals (Lines 3401 through 3403 Plus 3498) (Line 34 above)	0	0	0	0	0	0	0	0	0	0	0	0

(a) Finance and service charges not included in Lines 1 to 35 \$ 6,180

(b) For health business on indicated lines report: Number of persons insured under PPO managed care products and number of persons insured under indemnity only products



ANNUAL STATEMENT FOR THE YEAR 2014 OF THE Permanent General Assurance Corporation of Ohio

EXHIBIT OF PREMIUMS AND LOSSES (Statutory Page 14)

NAIC Group Code 3638		BUSINESS IN THE STATE OF Mississippi				DURING THE YEAR 2014				NAIC Company Code 22906			
Line of Business		Gross Premiums, Including Policy and Membership Fees, Less Return Premiums and Premiums on Policies not Taken		3 Dividends Paid or Credited to Policyholders on Direct Business	4 Direct Unearned Premium Reserves	5 Direct Losses Paid (deducting salvage)	6 Direct Losses Incurred	7 Direct Losses Unpaid	8 Direct Defense and Cost Containment Expense Paid	9 Direct Defense and Cost Containment Expense Incurred	10 Direct Defense and Cost Containment Expense Unpaid	11 Commissions and Brokerage Expenses	12 Taxes, Licenses and Fees
		1 Direct Premiums Written	2 Direct Premiums Earned										
1.	Fire												
2.1	Allied lines												
2.2	Multiple peril crop												
2.3	Federal flood												
2.4	Private crop												
3.	Farmowners multiple peril												
4.	Homeowners multiple peril												
5.1	Commercial multiple peril (non-liability portion)												
5.2	Commercial multiple peril (liability portion)												
6.	Mortgage guaranty												
8.	Ocean marine												
9.	Inland marine												
10.	Financial guaranty												
11.	Medical professional liability												
12.	Earthquake												
13.	Group accident and health (b)												
14.	Credit A & H (group and individual)												
15.1	Collectively renewable A & H (b)												
15.2	Non-cancelable A & H (b)												
15.3	Guaranteed renewable A & H (b)												
15.4	Non-renewable for stated reasons only (b)												
15.5	Other accident only												
15.6	Medicare Title XVIII exempt from state taxes or fees												
15.7	All other A & H (b)												
15.8	Federal Employees Health Benefits Plan premium (b)												
16.	Workers' compensation												
17.1	Other liability-Occurrence												
17.2	Other Liability-Claims-Made												
17.3	Excess workers' compensation												
18.	Products liability												
19.1	Private passenger auto no-fault (personal injury protection)												
19.2	Other private passenger auto liability												
19.3	Commercial auto no-fault (personal injury protection)												
19.4	Other commercial auto liability												
21.1	Private passenger auto physical damage												
21.2	Commercial auto physical damage												
22.	Aircraft (all perils)												
23.	Fidelity												
24.	Surety												
26.	Burglary and theft												
27.	Boiler and machinery												
28.	Credit												
30.	Warranty												
34.	Aggregate write-ins for other lines of business	0	0	0	0	0	0	0	0	0	0	0	0
35.	TOTALS (a)	0	0	0	0	0	0	0	0	0	0	0	0
DETAILS OF WRITE-INS													
3401.												
3402.												
3403.												
3498.	Summary of remaining write-ins for Line 34 from overflow page	0	0	0	0	0	0	0	0	0	0	0	0
3499.	Totals (Lines 3401 through 3403 Plus 3498) (Line 34 above)	0	0	0	0	0	0	0	0	0	0	0	0

(a) Finance and service charges not included in Lines 1 to 35 \$
(b) For health business on indicated lines report: Number of persons insured under PPO managed care products and number of persons insured under indemnity only products



ANNUAL STATEMENT FOR THE YEAR 2014 OF THE Permanent General Assurance Corporation of Ohio

EXHIBIT OF PREMIUMS AND LOSSES (Statutory Page 14)

NAIC Group Code 3638		BUSINESS IN THE STATE OF Missouri				DURING THE YEAR 2014				NAIC Company Code 22906			
Line of Business		Gross Premiums, Including Policy and Membership Fees, Less Return Premiums and Premiums on Policies not Taken		3 Dividends Paid or Credited to Policyholders on Direct Business	4 Direct Unearned Premium Reserves	5 Direct Losses Paid (deducting salvage)	6 Direct Losses Incurred	7 Direct Losses Unpaid	8 Direct Defense and Cost Containment Expense Paid	9 Direct Defense and Cost Containment Expense Incurred	10 Direct Defense and Cost Containment Expense Unpaid	11 Commissions and Brokerage Expenses	12 Taxes, Licenses and Fees
		1 Direct Premiums Written	2 Direct Premiums Earned										
1.	Fire												
2.1	Allied lines												
2.2	Multiple peril crop												
2.3	Federal flood												
2.4	Private crop												
3.	Farmowners multiple peril												
4.	Homeowners multiple peril												
5.1	Commercial multiple peril (non-liability portion)												
5.2	Commercial multiple peril (liability portion)												
6.	Mortgage guaranty												
8.	Ocean marine												
9.	Inland marine												
10.	Financial guaranty												
11.	Medical professional liability												
12.	Earthquake												
13.	Group accident and health (b)												
14.	Credit A & H (group and individual)												
15.1	Collectively renewable A & H (b)												
15.2	Non-cancelable A & H (b)												
15.3	Guaranteed renewable A & H (b)												
15.4	Non-renewable for stated reasons only (b)												
15.5	Other accident only												
15.6	Medicare Title XVIII exempt from state taxes or fees												
15.7	All other A & H (b)												
15.8	Federal Employees Health Benefits Plan premium (b)												
16.	Workers' compensation												
17.1	Other liability-Occurrence												
17.2	Other Liability-Claims-Made												
17.3	Excess workers' compensation												
18.	Products liability												
19.1	Private passenger auto no-fault (personal injury protection)												
19.2	Other private passenger auto liability												
19.3	Commercial auto no-fault (personal injury protection)												
19.4	Other commercial auto liability												
21.1	Private passenger auto physical damage												
21.2	Commercial auto physical damage												
22.	Aircraft (all perils)												
23.	Fidelity												
24.	Surety												
26.	Burglary and theft												
27.	Boiler and machinery												
28.	Credit												
30.	Warranty												
34.	Aggregate write-ins for other lines of business	0	0	0	0	0	0	0	0	0	0	0	0
35.	TOTALS (a)	0	0	0	0	0	0	0	0	0	0	0	0
DETAILS OF WRITE-INS													
3401.												
3402.												
3403.												
3498.	Summary of remaining write-ins for Line 34 from overflow page	0	0	0	0	0	0	0	0	0	0	0	0
3499.	Totals (Lines 3401 through 3403 Plus 3498) (Line 34 above)	0	0	0	0	0	0	0	0	0	0	0	0

(a) Finance and service charges not included in Lines 1 to 35 \$

(b) For health business on indicated lines report: Number of persons insured under PPO managed care products and number of persons insured under indemnity only products



ANNUAL STATEMENT FOR THE YEAR 2014 OF THE Permanent General Assurance Corporation of Ohio

EXHIBIT OF PREMIUMS AND LOSSES (Statutory Page 14)

NAIC Group Code 3638		BUSINESS IN THE STATE OF North Carolina				DURING THE YEAR 2014			NAIC Company Code 22906				
Line of Business		Gross Premiums, Including Policy and Membership Fees, Less Return Premiums and Premiums on Policies not Taken		3 Dividends Paid or Credited to Policyholders on Direct Business	4 Direct Unearned Premium Reserves	5 Direct Losses Paid (deducting salvage)	6 Direct Losses Incurred	7 Direct Losses Unpaid	8 Direct Defense and Cost Containment Expense Paid	9 Direct Defense and Cost Containment Expense Incurred	10 Direct Defense and Cost Containment Expense Unpaid	11 Commissions and Brokerage Expenses	12 Taxes, Licenses and Fees
		1 Direct Premiums Written	2 Direct Premiums Earned										
1.	Fire												
2.1	Allied lines												
2.2	Multiple peril crop												
2.3	Federal flood												
2.4	Private crop												
3.	Farmowners multiple peril												
4.	Homeowners multiple peril												
5.1	Commercial multiple peril (non-liability portion)												
5.2	Commercial multiple peril (liability portion)												
6.	Mortgage guaranty												
8.	Ocean marine												
9.	Inland marine												
10.	Financial guaranty												
11.	Medical professional liability												
12.	Earthquake												
13.	Group accident and health (b)												
14.	Credit A & H (group and individual)												
15.1	Collectively renewable A & H (b)												
15.2	Non-cancelable A & H (b).....												
15.3	Guaranteed renewable A & H (b).....												
15.4	Non-renewable for stated reasons only (b).....												
15.5	Other accident only												
15.6	Medicare Title XVIII exempt from state taxes or fees.....												
15.7	All other A & H (b)												
15.8	Federal Employees Health Benefits Plan premium (b).....												
16.	Workers' compensation												
17.1	Other liability-Occurrence.....												
17.2	Other Liability-Claims-Made.....												
17.3	Excess workers' compensation												
18.	Products liability												
19.1	Private passenger auto no-fault (personal injury protection)												
19.2	Other private passenger auto liability												
19.3	Commercial auto no-fault (personal injury protection)												
19.4	Other commercial auto liability												
21.1	Private passenger auto physical damage												
21.2	Commercial auto physical damage												
22.	Aircraft (all perils)												
23.	Fidelity												
24.	Surety.....												
26.	Burglary and theft												
27.	Boiler and machinery												
28.	Credit												
30.	Warranty												
34.	Aggregate write-ins for other lines of business	0	0	0	0	0	0	0	0	0	0	0	0
35.	TOTALS (a)	0	0	0	0	0	0	0	0	0	0	0	0
DETAILS OF WRITE-INS													
3401.												
3402.												
3403.												
3498.	Summary of remaining write-ins for Line 34 from overflow page	0	0	0	0	0	0	0	0	0	0	0	0
3499.	Totals (Lines 3401 through 3403 Plus 3498) (Line 34 above)	0	0	0	0	0	0	0	0	0	0	0	0

NONE

(a) Finance and service charges not included in Lines 1 to 35 \$
(b) For health business on indicated lines report: Number of persons insured under PPO managed care products and number of persons insured under indemnity only products



ANNUAL STATEMENT FOR THE YEAR 2014 OF THE Permanent General Assurance Corporation of Ohio

EXHIBIT OF PREMIUMS AND LOSSES (Statutory Page 14)

NAIC Group Code 3638		BUSINESS IN THE STATE OF Ohio				DURING THE YEAR 2014				NAIC Company Code 22906			
Line of Business		Gross Premiums, Including Policy and Membership Fees, Less Return Premiums and Premiums on Policies not Taken		3 Dividends Paid or Credited to Policyholders on Direct Business	4 Direct Unearned Premium Reserves	5 Direct Losses Paid (deducting salvage)	6 Direct Losses Incurred	7 Direct Losses Unpaid	8 Direct Defense and Cost Containment Expense Paid	9 Direct Defense and Cost Containment Expense Incurred	10 Direct Defense and Cost Containment Expense Unpaid	11 Commissions and Brokerage Expenses	12 Taxes, Licenses and Fees
		1 Direct Premiums Written	2 Direct Premiums Earned										
1.	Fire												
2.1	Allied lines												
2.2	Multiple peril crop												
2.3	Federal flood												
2.4	Private crop												
3.	Farmowners multiple peril												
4.	Homeowners multiple peril												
5.1	Commercial multiple peril (non-liability portion)												
5.2	Commercial multiple peril (liability portion)												
6.	Mortgage guaranty												
8.	Ocean marine												
9.	Inland marine												
10.	Financial guaranty												
11.	Medical professional liability												
12.	Earthquake												
13.	Group accident and health (b)												
14.	Credit A & H (group and individual)												
15.1	Collectively renewable A & H (b)												
15.2	Non-cancelable A & H (b)												
15.3	Guaranteed renewable A & H (b)												
15.4	Non-renewable for stated reasons only (b)												
15.5	Other accident only												
15.6	Medicare Title XVIII exempt from state taxes or fees												
15.7	All other A & H (b)												
15.8	Federal Employees Health Benefits Plan premium (b)												
16.	Workers' compensation												
17.1	Other liability-Occurrence												
17.2	Other Liability-Claims-Made												
17.3	Excess workers' compensation												
18.	Products liability												
19.1	Private passenger auto no-fault (personal injury protection)												
19.2	Other private passenger auto liability	5,441,719	5,455,565		2,246,628	3,835,536	3,567,510	2,133,951	117,135	(75,287)	51,204	824,022	140,382
19.3	Commercial auto no-fault (personal injury protection)												
19.4	Other commercial auto liability												
21.1	Private passenger auto physical damage	652,668	771,798		300,987	255,199	169,273	(75,251)	3,058	14,229	21,932	98,832	16,837
21.2	Commercial auto physical damage												
22.	Aircraft (all perils)												
23.	Fidelity												
24.	Surety												
26.	Burglary and theft												
27.	Boiler and machinery												
28.	Credit												
30.	Warranty												
34.	Aggregate write-ins for other lines of business	0	0	0	0	0	0	0	0	0	0	0	0
35.	TOTALS (a)	6,094,387	6,227,363	0	2,547,615	4,090,735	3,736,783	2,058,700	120,193	(61,058)	73,136	922,854	157,219
DETAILS OF WRITE-INS													
3401.												
3402.												
3403.												
3498.	Summary of remaining write-ins for Line 34 from overflow page	0	0	0	0	0	0	0	0	0	0	0	0
3499.	Totals (Lines 3401 through 3403 Plus 3498) (Line 34 above)	0	0	0	0	0	0	0	0	0	0	0	0

(a) Finance and service charges not included in Lines 1 to 35 \$1,141,998
(b) For health business on indicated lines report: Number of persons insured under PPO managed care products and number of persons insured under indemnity only products



ANNUAL STATEMENT FOR THE YEAR 2014 OF THE Permanent General Assurance Corporation of Ohio

EXHIBIT OF PREMIUMS AND LOSSES (Statutory Page 14)

NAIC Group Code 3638		BUSINESS IN THE STATE OF Oregon				DURING THE YEAR 2014			NAIC Company Code 22906				
Line of Business		Gross Premiums, Including Policy and Membership Fees, Less Return Premiums and Premiums on Policies not Taken		3 Dividends Paid or Credited to Policyholders on Direct Business	4 Direct Unearned Premium Reserves	5 Direct Losses Paid (deducting salvage)	6 Direct Losses Incurred	7 Direct Losses Unpaid	8 Direct Defense and Cost Containment Expense Paid	9 Direct Defense and Cost Containment Expense Incurred	10 Direct Defense and Cost Containment Expense Unpaid	11 Commissions and Brokerage Expenses	12 Taxes, Licenses and Fees
		1 Direct Premiums Written	2 Direct Premiums Earned										
1.	Fire												
2.1	Allied lines												
2.2	Multiple peril crop												
2.3	Federal flood												
2.4	Private crop												
3.	Farmowners multiple peril												
4.	Homeowners multiple peril												
5.1	Commercial multiple peril (non-liability portion)												
5.2	Commercial multiple peril (liability portion)												
6.	Mortgage guaranty												
8.	Ocean marine												
9.	Inland marine												
10.	Financial guaranty												
11.	Medical professional liability												
12.	Earthquake												
13.	Group accident and health (b)												
14.	Credit A & H (group and individual)												
15.1	Collectively renewable A & H (b)												
15.2	Non-cancelable A & H (b).....												
15.3	Guaranteed renewable A & H (b).....												
15.4	Non-renewable for stated reasons only (b).....												
15.5	Other accident only												
15.6	Medicare Title XVIII exempt from state taxes or fees.....												
15.7	All other A & H (b).....												
15.8	Federal Employees Health Benefits Plan premium (b).....												
16.	Workers' compensation												
17.1	Other liability-Occurrence.....												
17.2	Other Liability-Claims-Made.....												
17.3	Excess workers' compensation.....												
18.	Products liability												
19.1	Private passenger auto no-fault (personal injury protection)												
19.2	Other private passenger auto liability												
19.3	Commercial auto no-fault (personal injury protection)												
19.4	Other commercial auto liability												
21.1	Private passenger auto physical damage												
21.2	Commercial auto physical damage												
22.	Aircraft (all perils)												
23.	Fidelity												
24.	Surety.....												
26.	Burglary and theft												
27.	Boiler and machinery												
28.	Credit												
30.	Warranty												
34.	Aggregate write-ins for other lines of business	0	0	0	0	0	0	0	0	0	0	0	0
35.	TOTALS (a)	0	0	0	0	0	0	0	0	0	0	0	0
DETAILS OF WRITE-INS													
3401.												
3402.												
3403.												
3498.	Summary of remaining write-ins for Line 34 from overflow page	0	0	0	0	0	0	0	0	0	0	0	0
3499.	Totals (Lines 3401 through 3403 Plus 3498) (Line 34 above)	0	0	0	0	0	0	0	0	0	0	0	0

(a) Finance and service charges not included in Lines 1 to 35 \$
(b) For health business on indicated lines report: Number of persons insured under PPO managed care products and number of persons insured under indemnity only products



ANNUAL STATEMENT FOR THE YEAR 2014 OF THE Permanent General Assurance Corporation of Ohio

EXHIBIT OF PREMIUMS AND LOSSES (Statutory Page 14)

NAIC Group Code 3638		BUSINESS IN THE STATE OF Pennsylvania				DURING THE YEAR 2014				NAIC Company Code 22906			
Line of Business		Gross Premiums, Including Policy and Membership Fees, Less Return Premiums and Premiums on Policies not Taken		3 Dividends Paid or Credited to Policyholders on Direct Business	4 Direct Unearned Premium Reserves	5 Direct Losses Paid (deducting salvage)	6 Direct Losses Incurred	7 Direct Losses Unpaid	8 Direct Defense and Cost Containment Expense Paid	9 Direct Defense and Cost Containment Expense Incurred	10 Direct Defense and Cost Containment Expense Unpaid	11 Commissions and Brokerage Expenses	12 Taxes, Licenses and Fees
		1 Direct Premiums Written	2 Direct Premiums Earned										
1.	Fire												
2.1	Allied lines												
2.2	Multiple peril crop												
2.3	Federal flood												
2.4	Private crop												
3.	Farmowners multiple peril												
4.	Homeowners multiple peril												
5.1	Commercial multiple peril (non-liability portion)												
5.2	Commercial multiple peril (liability portion)												
6.	Mortgage guaranty												
8.	Ocean marine												
9.	Inland marine												
10.	Financial guaranty												
11.	Medical professional liability												
12.	Earthquake												
13.	Group accident and health (b)												
14.	Credit A & H (group and individual)												
15.1	Collectively renewable A & H (b)												
15.2	Non-cancelable A & H (b).....												
15.3	Guaranteed renewable A & H (b).....												
15.4	Non-renewable for stated reasons only (b).....												
15.5	Other accident only												
15.6	Medicare Title XVIII exempt from state taxes or fees.....												
15.7	All other A & H (b).....												
15.8	Federal Employees Health Benefits Plan premium (b).....												
16.	Workers' compensation												
17.1	Other liability-Occurrence.....												
17.2	Other Liability-Claims-Made.....												
17.3	Excess workers' compensation.....												
18.	Products liability												
19.1	Private passenger auto no-fault (personal injury protection)												
19.2	Other private passenger auto liability	715,105	425,215		289,890	218,898	427,031	208,133	1,202	7,055	5,853	108,290	18,448
19.3	Commercial auto no-fault (personal injury protection)												
19.4	Other commercial auto liability												
21.1	Private passenger auto physical damage	159,745	90,767		68,978	55,255	72,666	17,411		134	134	24,190	4,121
21.2	Commercial auto physical damage												
22.	Aircraft (all perils)												
23.	Fidelity												
24.	Surety.....												
26.	Burglary and theft												
27.	Boiler and machinery												
28.	Credit												
30.	Warranty												
34.	Aggregate write-ins for other lines of business	0	0	0	0	0	0	0	0	0	0	0	0
35.	TOTALS (a)	874,850	515,982	0	358,868	274,153	499,697	225,544	1,202	7,189	5,987	132,480	22,569
DETAILS OF WRITE-INS													
3401.												
3402.												
3403.												
3498.	Summary of remaining write-ins for Line 34 from overflow page	0	0	0	0	0	0	0	0	0	0	0	0
3499.	Totals (Lines 3401 through 3403 Plus 3498) (Line 34 above)	0	0	0	0	0	0	0	0	0	0	0	0

(a) Finance and service charges not included in Lines 1 to 35 \$ 8,262
(b) For health business on indicated lines report: Number of persons insured under PPO managed care products and number of persons insured under indemnity only products



ANNUAL STATEMENT FOR THE YEAR 2014 OF THE Permanent General Assurance Corporation of Ohio

EXHIBIT OF PREMIUMS AND LOSSES (Statutory Page 14)

NAIC Group Code 3638		BUSINESS IN THE STATE OF South Carolina				DURING THE YEAR 2014				NAIC Company Code 22906			
Line of Business		Gross Premiums, Including Policy and Membership Fees, Less Return Premiums and Premiums on Policies not Taken		3 Dividends Paid or Credited to Policyholders on Direct Business	4 Direct Unearned Premium Reserves	5 Direct Losses Paid (deducting salvage)	6 Direct Losses Incurred	7 Direct Losses Unpaid	8 Direct Defense and Cost Containment Expense Paid	9 Direct Defense and Cost Containment Expense Incurred	10 Direct Defense and Cost Containment Expense Unpaid	11 Commissions and Brokerage Expenses	12 Taxes, Licenses and Fees
		1 Direct Premiums Written	2 Direct Premiums Earned										
1.	Fire												
2.1	Allied lines												
2.2	Multiple peril crop												
2.3	Federal flood												
2.4	Private crop												
3.	Farmowners multiple peril												
4.	Homeowners multiple peril												
5.1	Commercial multiple peril (non-liability portion)												
5.2	Commercial multiple peril (liability portion)												
6.	Mortgage guaranty												
8.	Ocean marine												
9.	Inland marine												
10.	Financial guaranty												
11.	Medical professional liability												
12.	Earthquake												
13.	Group accident and health (b)												
14.	Credit A & H (group and individual)												
15.1	Collectively renewable A & H (b)												
15.2	Non-cancelable A & H (b).....												
15.3	Guaranteed renewable A & H (b).....												
15.4	Non-renewable for stated reasons only (b).....												
15.5	Other accident only												
15.6	Medicare Title XVIII exempt from state taxes or fees.....												
15.7	All other A & H (b).....												
15.8	Federal Employees Health Benefits Plan premium (b).....												
16.	Workers' compensation												
17.1	Other liability-Occurrence.....												
17.2	Other Liability-Claims-Made.....												
17.3	Excess workers' compensation.....												
18.	Products liability												
19.1	Private passenger auto no-fault (personal injury protection)												
19.2	Other private passenger auto liability	8,317,152	7,093,833		4,231,828	4,750,007	5,721,262	3,546,245	107,539	(113,587)	(105,755)	1,259,439	214,561
19.3	Commercial auto no-fault (personal injury protection)												
19.4	Other commercial auto liability												
21.1	Private passenger auto physical damage	2,032,696	1,663,235		1,065,500	909,039	954,621	151,577	31,106	18,719	(10,657)	307,808	52,439
21.2	Commercial auto physical damage												
22.	Aircraft (all perils)												
23.	Fidelity												
24.	Surety.....												
26.	Burglary and theft												
27.	Boiler and machinery												
28.	Credit												
30.	Warranty												
34.	Aggregate write-ins for other lines of business	0	0	0	0	0	0	0	0	0	0	0	0
35.	TOTALS (a)	10,349,848	8,757,068	0	5,297,328	5,659,046	6,675,883	3,697,822	138,645	(94,868)	(116,412)	1,567,247	267,000
DETAILS OF WRITE-INS													
3401.												
3402.												
3403.												
3498.	Summary of remaining write-ins for Line 34 from overflow page	0	0	0	0	0	0	0	0	0	0	0	0
3499.	Totals (Lines 3401 through 3403 Plus 3498) (Line 34 above)	0	0	0	0	0	0	0	0	0	0	0	0

(a) Finance and service charges not included in Lines 1 to 35 \$ 1,123,836
(b) For health business on indicated lines report: Number of persons insured under PPO managed care products and number of persons insured under indemnity only products



ANNUAL STATEMENT FOR THE YEAR 2014 OF THE Permanent General Assurance Corporation of Ohio

EXHIBIT OF PREMIUMS AND LOSSES (Statutory Page 14)

NAIC Group Code 3638		BUSINESS IN THE STATE OF Tennessee				DURING THE YEAR 2014				NAIC Company Code 22906			
Line of Business		Gross Premiums, Including Policy and Membership Fees, Less Return Premiums and Premiums on Policies not Taken		3 Dividends Paid or Credited to Policyholders on Direct Business	4 Direct Unearned Premium Reserves	5 Direct Losses Paid (deducting salvage)	6 Direct Losses Incurred	7 Direct Losses Unpaid	8 Direct Defense and Cost Containment Expense Paid	9 Direct Defense and Cost Containment Expense Incurred	10 Direct Defense and Cost Containment Expense Unpaid	11 Commissions and Brokerage Expenses	12 Taxes, Licenses and Fees
		1 Direct Premiums Written	2 Direct Premiums Earned										
1.	Fire												
2.1	Allied lines												
2.2	Multiple peril crop												
2.3	Federal flood												
2.4	Private crop												
3.	Farmowners multiple peril												
4.	Homeowners multiple peril												
5.1	Commercial multiple peril (non-liability portion)												
5.2	Commercial multiple peril (liability portion)												
6.	Mortgage guaranty												
8.	Ocean marine												
9.	Inland marine												
10.	Financial guaranty												
11.	Medical professional liability												
12.	Earthquake												
13.	Group accident and health (b)												
14.	Credit A & H (group and individual)												
15.1	Collectively renewable A & H (b)												
15.2	Non-cancelable A & H (b)												
15.3	Guaranteed renewable A & H (b)												
15.4	Non-renewable for stated reasons only (b)												
15.5	Other accident only												
15.6	Medicare Title XVIII exempt from state taxes or fees												
15.7	All other A & H (b)												
15.8	Federal Employees Health Benefits Plan premium (b)												
16.	Workers' compensation												
17.1	Other liability-Occurrence												
17.2	Other Liability-Claims-Made												
17.3	Excess workers' compensation												
18.	Products liability												
19.1	Private passenger auto no-fault (personal injury protection)												
19.2	Other private passenger auto liability	3,386,449	4,149,753		1,488,604	3,436,553	1,565,830	1,541,581	142,224	93,574	358,821	512,802	87,362
19.3	Commercial auto no-fault (personal injury protection)												
19.4	Other commercial auto liability												
21.1	Private passenger auto physical damage	1,526,010	1,917,076		696,206	826,528	630,398	(92,914)	5,581	29,675	38,589	231,083	39,368
21.2	Commercial auto physical damage												
22.	Aircraft (all perils)												
23.	Fidelity												
24.	Surety												
26.	Burglary and theft												
27.	Boiler and machinery												
28.	Credit												
30.	Warranty												
34.	Aggregate write-ins for other lines of business	0	0	0	0	0	0	0	0	0	0	0	0
35.	TOTALS (a)	4,912,459	6,066,829	0	2,184,810	4,263,081	2,196,228	1,448,667	147,805	123,249	397,410	743,885	126,730
DETAILS OF WRITE-INS													
3401.												
3402.												
3403.												
3498.	Summary of remaining write-ins for Line 34 from overflow page	0	0	0	0	0	0	0	0	0	0	0	0
3499.	Totals (Lines 3401 through 3403 Plus 3498) (Line 34 above)	0	0	0	0	0	0	0	0	0	0	0	0

(a) Finance and service charges not included in Lines 1 to 35 \$416,865
(b) For health business on indicated lines report: Number of persons insured under PPO managed care products and number of persons insured under indemnity only products



ANNUAL STATEMENT FOR THE YEAR 2014 OF THE Permanent General Assurance Corporation of Ohio

EXHIBIT OF PREMIUMS AND LOSSES (Statutory Page 14)

NAIC Group Code 3638		BUSINESS IN THE STATE OF Texas				DURING THE YEAR 2014				NAIC Company Code 22906			
Line of Business		Gross Premiums, Including Policy and Membership Fees, Less Return Premiums and Premiums on Policies not Taken		3 Dividends Paid or Credited to Policyholders on Direct Business	4 Direct Unearned Premium Reserves	5 Direct Losses Paid (deducting salvage)	6 Direct Losses Incurred	7 Direct Losses Unpaid	8 Direct Defense and Cost Containment Expense Paid	9 Direct Defense and Cost Containment Expense Incurred	10 Direct Defense and Cost Containment Expense Unpaid	11 Commissions and Brokerage Expenses	12 Taxes, Licenses and Fees
		1 Direct Premiums Written	2 Direct Premiums Earned										
1.	Fire												
2.1	Allied lines												
2.2	Multiple peril crop												
2.3	Federal flood												
2.4	Private crop												
3.	Farmowners multiple peril												
4.	Homeowners multiple peril												
5.1	Commercial multiple peril (non-liability portion)												
5.2	Commercial multiple peril (liability portion)												
6.	Mortgage guaranty												
8.	Ocean marine												
9.	Inland marine												
10.	Financial guaranty												
11.	Medical professional liability												
12.	Earthquake												
13.	Group accident and health (b)												
14.	Credit A & H (group and individual)												
15.1	Collectively renewable A & H (b)												
15.2	Non-cancelable A & H (b).....												
15.3	Guaranteed renewable A & H (b).....												
15.4	Non-renewable for stated reasons only (b).....												
15.5	Other accident only												
15.6	Medicare Title XVIII exempt from state taxes or fees.....												
15.7	All other A & H (b).....												
15.8	Federal Employees Health Benefits Plan premium (b).....												
16.	Workers' compensation												
17.1	Other liability-Occurrence.....												
17.2	Other Liability-Claims-Made.....												
17.3	Excess workers' compensation												
18.	Products liability												
19.1	Private passenger auto no-fault (personal injury protection)	59,176	52,467		20,669	5,893	3,241	4,755		5,530	9,596	8,962	1,527
19.2	Other private passenger auto liability	11,166,646	9,952,594		3,544,856	5,984,463	6,282,276	3,839,026	135,164	(141,485)	(69,258)	1,690,929	288,070
19.3	Commercial auto no-fault (personal injury protection)												
19.4	Other commercial auto liability												
21.1	Private passenger auto physical damage	3,369,931	3,073,993		1,049,822	1,315,826	1,217,200	106,609	9,484	(4,524)	(10,553)	510,298	86,935
21.2	Commercial auto physical damage												
22.	Aircraft (all perils)												
23.	Fidelity												
24.	Surety.....												
26.	Burglary and theft												
27.	Boiler and machinery												
28.	Credit												
30.	Warranty												
34.	Aggregate write-ins for other lines of business	0	0	0	0	0	0	0	0	0	0	0	0
35.	TOTALS (a)	14,595,753	13,079,054	0	4,615,347	7,306,182	7,502,717	3,950,390	144,648	(140,479)	(70,215)	2,210,189	376,532
DETAILS OF WRITE-INS													
3401.												
3402.												
3403.												
3498.	Summary of remaining write-ins for Line 34 from overflow page	0	0	0	0	0	0	0	0	0	0	0	0
3499.	Totals (Lines 3401 through 3403 Plus 3498) (Line 34 above)	0	0	0	0	0	0	0	0	0	0	0	0

(a) Finance and service charges not included in Lines 1 to 35 \$ 771,555
(b) For health business on indicated lines report: Number of persons insured under PPO managed care products and number of persons insured under indemnity only products



ANNUAL STATEMENT FOR THE YEAR 2014 OF THE Permanent General Assurance Corporation of Ohio

EXHIBIT OF PREMIUMS AND LOSSES (Statutory Page 14)

NAIC Group Code 3638		BUSINESS IN THE STATE OF Virginia				DURING THE YEAR 2014				NAIC Company Code 22906			
Line of Business		Gross Premiums, Including Policy and Membership Fees, Less Return Premiums and Premiums on Policies not Taken		3 Dividends Paid or Credited to Policyholders on Direct Business	4 Direct Unearned Premium Reserves	5 Direct Losses Paid (deducting salvage)	6 Direct Losses Incurred	7 Direct Losses Unpaid	8 Direct Defense and Cost Containment Expense Paid	9 Direct Defense and Cost Containment Expense Incurred	10 Direct Defense and Cost Containment Expense Unpaid	11 Commissions and Brokerage Expenses	12 Taxes, Licenses and Fees
		1 Direct Premiums Written	2 Direct Premiums Earned										
1.	Fire												
2.1	Allied lines												
2.2	Multiple peril crop												
2.3	Federal flood												
2.4	Private crop												
3.	Farmowners multiple peril												
4.	Homeowners multiple peril												
5.1	Commercial multiple peril (non-liability portion)												
5.2	Commercial multiple peril (liability portion)												
6.	Mortgage guaranty												
8.	Ocean marine												
9.	Inland marine												
10.	Financial guaranty												
11.	Medical professional liability												
12.	Earthquake												
13.	Group accident and health (b)												
14.	Credit A & H (group and individual)												
15.1	Collectively renewable A & H (b)												
15.2	Non-cancelable A & H (b).....												
15.3	Guaranteed renewable A & H (b).....												
15.4	Non-renewable for stated reasons only (b).....												
15.5	Other accident only												
15.6	Medicare Title XVIII exempt from state taxes or fees.....												
15.7	All other A & H (b).....												
15.8	Federal Employees Health Benefits Plan premium (b).....												
16.	Workers' compensation												
17.1	Other liability-Occurrence.....												
17.2	Other Liability-Claims-Made.....												
17.3	Excess workers' compensation												
18.	Products liability												
19.1	Private passenger auto no-fault (personal injury protection)												
19.2	Other private passenger auto liability	4,391,530	5,041,481		1,894,007	3,807,924	3,514,429	2,787,332	147,510	634,547	500,029	664,995	113,290
19.3	Commercial auto no-fault (personal injury protection)												
19.4	Other commercial auto liability												
21.1	Private passenger auto physical damage	1,623,242	1,898,370		709,520	1,437,777	1,303,822	27,779	12,348	17,792	9,165	245,806	41,876
21.2	Commercial auto physical damage												
22.	Aircraft (all perils)												
23.	Fidelity												
24.	Surety.....												
26.	Burglary and theft												
27.	Boiler and machinery												
28.	Credit												
30.	Warranty												
34.	Aggregate write-ins for other lines of business	0	0	0	0	0	0	0	0	0	0	0	0
35.	TOTALS (a)	6,014,772	6,939,851	0	2,603,527	5,245,701	4,818,251	2,815,111	159,858	652,339	509,194	910,801	155,166
DETAILS OF WRITE-INS													
3401.												
3402.												
3403.												
3498.	Summary of remaining write-ins for Line 34 from overflow page	0	0	0	0	0	0	0	0	0	0	0	0
3499.	Totals (Lines 3401 through 3403 Plus 3498) (Line 34 above)	0	0	0	0	0	0	0	0	0	0	0	0

(a) Finance and service charges not included in Lines 1 to 35 \$ 560,671
(b) For health business on indicated lines report: Number of persons insured under PPO managed care products and number of persons insured under indemnity only products



ANNUAL STATEMENT FOR THE YEAR 2014 OF THE Permanent General Assurance Corporation of Ohio

EXHIBIT OF PREMIUMS AND LOSSES (Statutory Page 14)

NAIC Group Code 3638		BUSINESS IN THE STATE OF Washington				DURING THE YEAR 2014				NAIC Company Code 22906			
Line of Business		Gross Premiums, Including Policy and Membership Fees, Less Return Premiums and Premiums on Policies not Taken		3 Dividends Paid or Credited to Policyholders on Direct Business	4 Direct Unearned Premium Reserves	5 Direct Losses Paid (deducting salvage)	6 Direct Losses Incurred	7 Direct Losses Unpaid	8 Direct Defense and Cost Containment Expense Paid	9 Direct Defense and Cost Containment Expense Incurred	10 Direct Defense and Cost Containment Expense Unpaid	11 Commissions and Brokerage Expenses	12 Taxes, Licenses and Fees
		1 Direct Premiums Written	2 Direct Premiums Earned										
1.	Fire												
2.1	Allied lines												
2.2	Multiple peril crop												
2.3	Federal flood												
2.4	Private crop												
3.	Farmowners multiple peril												
4.	Homeowners multiple peril												
5.1	Commercial multiple peril (non-liability portion)												
5.2	Commercial multiple peril (liability portion)												
6.	Mortgage guaranty												
8.	Ocean marine												
9.	Inland marine												
10.	Financial guaranty												
11.	Medical professional liability												
12.	Earthquake												
13.	Group accident and health (b)												
14.	Credit A & H (group and individual)												
15.1	Collectively renewable A & H (b)												
15.2	Non-cancelable A & H (b)												
15.3	Guaranteed renewable A & H (b)												
15.4	Non-renewable for stated reasons only (b)												
15.5	Other accident only												
15.6	Medicare Title XVIII exempt from state taxes or fees												
15.7	All other A & H (b)												
15.8	Federal Employees Health Benefits Plan premium (b)												
16.	Workers' compensation												
17.1	Other liability-Occurrence												
17.2	Other Liability-Claims-Made												
17.3	Excess workers' compensation												
18.	Products liability												
19.1	Private passenger auto no-fault (personal injury protection)												
19.2	Other private passenger auto liability												
19.3	Commercial auto no-fault (personal injury protection)												
19.4	Other commercial auto liability												
21.1	Private passenger auto physical damage												
21.2	Commercial auto physical damage												
22.	Aircraft (all perils)												
23.	Fidelity												
24.	Surety												
26.	Burglary and theft												
27.	Boiler and machinery												
28.	Credit												
30.	Warranty												
34.	Aggregate write-ins for other lines of business	0	0	0	0	0	0	0	0	0	0	0	0
35.	TOTALS (a)	0	0	0	0	0	0	0	0	0	0	0	0
DETAILS OF WRITE-INS													
3401.												
3402.												
3403.												
3498.	Summary of remaining write-ins for Line 34 from overflow page	0	0	0	0	0	0	0	0	0	0	0	0
3499.	Totals (Lines 3401 through 3403 Plus 3498) (Line 34 above)	0	0	0	0	0	0	0	0	0	0	0	0

(a) Finance and service charges not included in Lines 1 to 35 \$
(b) For health business on indicated lines report: Number of persons insured under PPO managed care products and number of persons insured under indemnity only products



ANNUAL STATEMENT FOR THE YEAR 2014 OF THE Permanent General Assurance Corporation of Ohio

EXHIBIT OF PREMIUMS AND LOSSES (Statutory Page 14)

NAIC Group Code 3638		BUSINESS IN THE STATE OF Wisconsin				DURING THE YEAR 2014			NAIC Company Code 22906				
Line of Business		Gross Premiums, Including Policy and Membership Fees, Less Return Premiums and Premiums on Policies not Taken		3 Dividends Paid or Credited to Policyholders on Direct Business	4 Direct Unearned Premium Reserves	5 Direct Losses Paid (deducting salvage)	6 Direct Losses Incurred	7 Direct Losses Unpaid	8 Direct Defense and Cost Containment Expense Paid	9 Direct Defense and Cost Containment Expense Incurred	10 Direct Defense and Cost Containment Expense Unpaid	11 Commissions and Brokerage Expenses	12 Taxes, Licenses and Fees
		1 Direct Premiums Written	2 Direct Premiums Earned										
1.	Fire												
2.1	Allied lines												
2.2	Multiple peril crop												
2.3	Federal flood												
2.4	Private crop												
3.	Farmowners multiple peril												
4.	Homeowners multiple peril												
5.1	Commercial multiple peril (non-liability portion)												
5.2	Commercial multiple peril (liability portion)												
6.	Mortgage guaranty												
8.	Ocean marine												
9.	Inland marine												
10.	Financial guaranty												
11.	Medical professional liability												
12.	Earthquake												
13.	Group accident and health (b)												
14.	Credit A & H (group and individual)												
15.1	Collectively renewable A & H (b)												
15.2	Non-cancelable A & H (b)												
15.3	Guaranteed renewable A & H (b)												
15.4	Non-renewable for stated reasons only (b)												
15.5	Other accident only												
15.6	Medicare Title XVIII exempt from state taxes or fees												
15.7	All other A & H (b)												
15.8	Federal Employees Health Benefits Plan premium (b)												
16.	Workers' compensation												
17.1	Other liability-Occurrence												
17.2	Other Liability-Claims-Made												
17.3	Excess workers' compensation												
18.	Products liability												
19.1	Private passenger auto no-fault (personal injury protection)												
19.2	Other private passenger auto liability												
19.3	Commercial auto no-fault (personal injury protection)												
19.4	Other commercial auto liability												
21.1	Private passenger auto physical damage												
21.2	Commercial auto physical damage												
22.	Aircraft (all perils)												
23.	Fidelity												
24.	Surety												
26.	Burglary and theft												
27.	Boiler and machinery												
28.	Credit												
30.	Warranty												
34.	Aggregate write-ins for other lines of business	0	0	0	0	0	0	0	0	0	0	0	0
35.	TOTALS (a)	0	0	0	0	0	0	0	0	0	0	0	0
DETAILS OF WRITE-INS													
3401.												
3402.												
3403.												
3498.	Summary of remaining write-ins for Line 34 from overflow page	0	0	0	0	0	0	0	0	0	0	0	0
3499.	Totals (Lines 3401 through 3403 Plus 3498) (Line 34 above)	0	0	0	0	0	0	0	0	0	0	0	0

(a) Finance and service charges not included in Lines 1 to 35 \$
(b) For health business on indicated lines report: Number of persons insured under PPO managed care products and number of persons insured under indemnity only products



ANNUAL STATEMENT FOR THE YEAR 2014 OF THE Permanent General Assurance Corporation of Ohio

EXHIBIT OF PREMIUMS AND LOSSES (Statutory Page 14)

NAIC Group Code 3638		BUSINESS IN THE STATE OF Consolidated				DURING THE YEAR 2014				NAIC Company Code 22906			
Line of Business		Gross Premiums, Including Policy and Membership Fees, Less Return Premiums and Premiums on Policies not Taken		3 Dividends Paid or Credited to Policyholders on Direct Business	4 Direct Unearned Premium Reserves	5 Direct Losses Paid (deducting salvage)	6 Direct Losses Incurred	7 Direct Losses Unpaid	8 Direct Defense and Cost Containment Expense Paid	9 Direct Defense and Cost Containment Expense Incurred	10 Direct Defense and Cost Containment Expense Unpaid	11 Commissions and Brokerage Expenses	12 Taxes, Licenses and Fees
		1 Direct Premiums Written	2 Direct Premiums Earned										
1.	Fire0	.0	.0	.0	.0	.0	.0	.0	.0	.0	.0	.0
2.1	Allied lines0	.0	.0	.0	.0	.0	.0	.0	.0	.0	.0	.0
2.2	Multiple peril crop0	.0	.0	.0	.0	.0	.0	.0	.0	.0	.0	.0
2.3	Federal flood0	.0	.0	.0	.0	.0	.0	.0	.0	.0	.0	.0
2.4	Private crop0	.0	.0	.0	.0	.0	.0	.0	.0	.0	.0	.0
3.	Farmowners multiple peril0	.0	.0	.0	.0	.0	.0	.0	.0	.0	.0	.0
4.	Homeowners multiple peril0	.0	.0	.0	.0	.0	.0	.0	.0	.0	.0	.0
5.1	Commercial multiple peril (non-liability portion)0	.0	.0	.0	.0	.0	.0	.0	.0	.0	.0	.0
5.2	Commercial multiple peril (liability portion)0	.0	.0	.0	.0	.0	.0	.0	.0	.0	.0	.0
6.	Mortgage guaranty0	.0	.0	.0	.0	.0	.0	.0	.0	.0	.0	.0
8.	Ocean marine0	.0	.0	.0	.0	.0	.0	.0	.0	.0	.0	.0
9.	Inland marine0	.0	.0	.0	.0	.0	.0	.0	.0	.0	.0	.0
10.	Financial guaranty0	.0	.0	.0	.0	.0	.0	.0	.0	.0	.0	.0
11.	Medical professional liability0	.0	.0	.0	.0	.0	.0	.0	.0	.0	.0	.0
12.	Earthquake0	.0	.0	.0	.0	.0	.0	.0	.0	.0	.0	.0
13.	Group accident and health (b)0	.0	.0	.0	.0	.0	.0	.0	.0	.0	.0	.0
14.	Credit A & H (group and individual)0	.0	.0	.0	.0	.0	.0	.0	.0	.0	.0	.0
15.1	Collectively renewable A & H (b)0	.0	.0	.0	.0	.0	.0	.0	.0	.0	.0	.0
15.2	Non-cancelable A & H (b)0	.0	.0	.0	.0	.0	.0	.0	.0	.0	.0	.0
15.3	Guaranteed renewable A & H (b)0	.0	.0	.0	.0	.0	.0	.0	.0	.0	.0	.0
15.4	Non-renewable for stated reasons only (b)0	.0	.0	.0	.0	.0	.0	.0	.0	.0	.0	.0
15.5	Other accident only0	.0	.0	.0	.0	.0	.0	.0	.0	.0	.0	.0
15.6	Medicare Title XVIII exempt from state taxes or fees0	.0	.0	.0	.0	.0	.0	.0	.0	.0	.0	.0
15.7	All other A & H (b)0	.0	.0	.0	.0	.0	.0	.0	.0	.0	.0	.0
15.8	Federal Employees Health Benefits Plan premium (b)0	.0	.0	.0	.0	.0	.0	.0	.0	.0	.0	.0
16.	Workers' compensation0	.0	.0	.0	.0	.0	.0	.0	.0	.0	.0	.0
17.1	Other liability-Occurrence0	.0	.0	.0	.0	.0	.0	.0	.0	.0	.0	.0
17.2	Other Liability-Claims-Made0	.0	.0	.0	.0	.0	.0	.0	.0	.0	.0	.0
17.3	Excess workers' compensation0	.0	.0	.0	.0	.0	.0	.0	.0	.0	.0	.0
18.	Products liability0	.0	.0	.0	.0	.0	.0	.0	.0	.0	.0	.0
19.1	Private passenger auto no-fault (personal injury protection)	144,437	121,725	.0	44,922	29,710	20,229	732	6,887	(29,684)	64,776	21,869	3,726
19.2	Other private passenger auto liability	46,957,934	47,268,755	.0	18,194,498	34,199,448	32,331,817	21,489,648	1,059,213	1,214,341	1,955,516	7,110,685	1,211,391
19.3	Commercial auto no-fault (personal injury protection)0	.0	.0	.0	.0	.0	.0	.0	.0	.0	.0	.0
19.4	Other commercial auto liability0	.0	.0	.0	.0	.0	.0	.0	.0	.0	.0	.0
21.1	Private passenger auto physical damage	13,476,231	13,848,521	.0	5,349,128	7,011,182	6,555,906	260,832	70,559	97,817	81,722	2,040,677	347,653
21.2	Commercial auto physical damage0	.0	.0	.0	.0	.0	.0	.0	.0	.0	.0	.0
22.	Aircraft (all perils)0	.0	.0	.0	.0	.0	.0	.0	.0	.0	.0	.0
23.	Fidelity0	.0	.0	.0	.0	.0	.0	.0	.0	.0	.0	.0
24.	Surety0	.0	.0	.0	.0	.0	.0	.0	.0	.0	.0	.0
26.	Burglary and theft0	.0	.0	.0	.0	.0	.0	.0	.0	.0	.0	.0
27.	Boiler and machinery0	.0	.0	.0	.0	.0	.0	.0	.0	.0	.0	.0
28.	Credit0	.0	.0	.0	.0	.0	.0	.0	.0	.0	.0	.0
30.	Warranty0	.0	.0	.0	.0	.0	.0	.0	.0	.0	.0	.0
34.	Aggregate write-ins for other lines of business0	.0	.0	.0	.0	.0	.0	.0	.0	.0	.0	.0
35.	TOTALS (a)	60,578,602	61,239,001	0	23,588,548	41,240,340	38,907,952	21,751,212	1,136,659	1,282,474	2,102,014	9,173,231	1,562,770
DETAILS OF WRITE-INS													
3401.												
3402.												
3403.												
3498.	Summary of remaining write-ins for Line 34 from overflow page0	.0	.0	.0	.0	.0	.0	.0	.0	.0	.0	.0
3499.	Totals (Lines 3401 through 3403 Plus 3498) (Line 34 above)	0	0	0	0	0	0	0	0	0	0	0	0

(a) Finance and service charges not included in Lines 1 to 35 \$ 5,900,029

(b) For health business on indicated lines report: Number of persons insured under PPO managed care products 0 and number of persons insured under indemnity only products 0

ANNUAL STATEMENT FOR THE YEAR 2014 OF THE Permanent General Assurance Corporation of Ohio

SCHEDULE F - PART 1

Assumed Reinsurance as of December 31, Current Year (000 Omitted)

[illegible]

ANNUAL STATEMENT FOR THE YEAR 2014 OF THE Permanent General Assurance Corporation of Ohio

SCHEDULE F - PART 2

Premium Portfolio Reinsurance Effectuated or (Canceled) during Current Year	Reinsured by American International Group, Inc.	Reinsured by Other Parties	Total
	\$10,768,900	\$1,000,000	\$11,768,900

[illegible]

ANNUAL STATEMENT FOR THE YEAR 2014 OF THE Permanent General Assurance Corporation of Ohio

SCHEDULE F - PART 3

Ceded Reinsurance as of December 31, Current Year (000 Omitted)

1	2	3	4	5	6	Reinsurance Recoverable On									Reinsurance Payable		18	19
						7	8	9	10	11	12	13	14	15	16	17		
ID Number	NAIC Company Code	Name of Reinsurer	Domiciliary Jurisdiction	Reinsurance Contracts Ceding 75% or More of Direct Premiums Written	Reinsurance Premiums Ceded	Paid Losses	Paid LAE	Known Case Loss Reserves	Known Case LAE Reserves	IBNR Loss Reserves	IBNR LAE Reserves	Unearned Premiums	Contingent Commis-sions	Cols. 7 through 14 Totals	Ceded Balances Payable	Other Amounts Due to Reinsurers		
Authorized - Affiliates - U.S. Intercompany Pooling																		
26-2465659.....	13703.....	THE GEN AUTOMOBILE INS CO INC.....	OH.....			1,265								1,265	15,262		(13,997)	
13-2960609.....	37648.....	PERMANENT GEN ASSUR CORP.....	OH.....		60,588			17,366		4,164	2,102	23,589		47,221			47,221	
01999999 - Total Authorized - Affiliates - U.S. Intercompany Pooling					60,588	1,265	0	17,366	0	4,164	2,102	23,589	0	48,486	15,262	0	33,223	0
08999999 - Total Authorized - Affiliates - Total Authorized - Affiliates					60,588	1,265	0	17,366	0	4,164	2,102	23,589	0	48,486	15,262	0	33,223	0
Authorized - Other U.S. Unaffiliated Insurers																		
43-1898350.....	11054.....	MAIDEN REINS N AMER INC.....	MO.....		(10)	90		131		91				311	(9)		320	
09999999 - Total Authorized - Other U.S. Unaffiliated Insurers					(10)	90	0	131	0	91	0	0	0	311	(9)	0	320	0
13999999 - Total Authorized - Total Authorized					60,579	1,355	0	17,496	0	4,255	2,102	23,589	0	48,797	15,254	0	33,543	0
40999999 - Total Authorized, Unauthorized and Certified					60,579	1,355	0	17,496	0	4,255	2,102	23,589	0	48,797	15,254	0	33,543	0
99999999 Totals					60,579	1,355	0	17,496	0	4,255	2,102	23,589	0	48,797	15,254	0	33,543	0

NOTE: A. Report the five largest provisional commission rates included in the cedant's reinsurance treaties. The commission rate to be reported is by contract with ceded premium in excess of \$50,000:

	1	2	3
	Name of Reinsurer	Commission Rate	Ceded Premium
1.		
2.		
3.		
4.		
5.		

B. Report the five largest reinsurance recoverables reported in Column 15, due from any one reinsurer (based on-the total recoverables, Line 99999999, Column 15, the amount of ceded premium, and indicate whether the recoverables are due from an affiliated insurer.

	1	2	3	4
	Name of Reinsurer	Total Recoverables	Ceded Premiums	Affiliated
1.	PERMANENT GENERAL ASSURANCE CORPORATION.....	47,221	60,588	Yes [X] No []
2.	THE GEN AUTOMOBILE INS CO INC.....	1,265	0	Yes [X] No []
3.	MAIDEN REINS CO.....	311	(10)	Yes [] No [X]
4.			Yes [] No []
5.			Yes [] No []

ANNUAL STATEMENT FOR THE YEAR 2014 OF THE Permanent General Assurance Corporation of Ohio

SCHEDULE F - PART 4

Aging of Ceded Reinsurance as of December 31, Current Year (000 OMITTED)

[illegible]

Schedule F - Part 5

NONE

Schedule F - Part 6 - Section 1

NONE

Schedule F - Part 6 - Section 2

NONE

Schedule F - Part 7

NONE

Schedule F - Part 8

NONE

SCHEDULE F - PART 9

Restatement of Balance Sheet to Identify Net Credit for Reinsurance			
	1 As Reported (Net of Ceded)	2 Restatement Adjustments	3 Restated (Gross of Ceded)
ASSETS (Page 2, Col. 3)			
1. Cash and invested assets (Line 12)	117,693,599		117,693,599
2. Premiums and considerations (Line 15)	21,231,015		21,231,015
3. Reinsurance recoverable on loss and loss adjustment expense payments (Line 16.1)	1,355,374	(1,355,374)	0
4 Funds held by or deposited with reinsured companies (Line 16.2)	0		0
5. Other assets	5,299,033		5,299,033
6. Net amount recoverable from reinsurers		33,543,296	33,543,296
7. Protected cell assets (Line 27)	0		0
8. Totals (Line 28)	145,579,021	32,187,922	177,766,943
LIABILITIES (Page 3)			
9. Losses and loss adjustment expenses (Lines 1 through 3)	27,114,416	23,853,225	50,967,641
10. Taxes, expenses, and other obligations (Lines 4 through 8)	588,358		588,358
11. Unearned premiums (Line 9)	37,729,435	23,588,548	61,317,983
12. Advance premiums (Line 10)	65,079		65,079
13. Dividends declared and unpaid (Line 11.1 and 11.2)	0		0
14. Ceded reinsurance premiums payable (net of ceding commissions) (Line 12)	15,253,851	(15,253,851)	0
15. Funds held by company under reinsurance treaties (Line 13)	0		0
16. Amounts withheld or retained by company for account of others (Line 14)	0		0
17. Provision for reinsurance (Line 16)	0		0
18. Other liabilities	443,728		443,728
19. Total liabilities excluding protected cell business (Line 26)	81,194,867	32,187,922	113,382,789
20. Protected cell liabilities (Line 27)	0		0
21. Surplus as regards policyholders (Line 37)	64,384,154	X X X	64,384,154
22. Totals (Line 38)	145,579,021	32,187,922	177,766,943

NOTE: Is the restatement of this exhibit the result of grossing up balances ceded to affiliates under 100 percent reinsurance or pooling arrangements? Yes [] No [X]

If yes, give full explanation:
.....

Schedule H - Part 1

NONE

Schedule H - Part 2

NONE

Schedule H - Part 3

NONE

Schedule H - Part 4

NONE

Schedule H - Part 5 - Health Claims

NONE

Schedule P - Part 1A - Home/Farm

NONE

SCHEDULE P - PART 1B - PRIVATE PASSENGER AUTO
LIABILITY/MEDICAL

Years in Which Premiums Were Earned and Losses Were Incurred	Premiums Earned			Loss and Loss Expense Payments							12	
	1	2	3	Loss Payments		Defense and Cost Containment Payments		Adjusting and Other Payments		10		11
				4	5	6	7	8	9			
	Direct and Assumed	Ceded	Net (Cols. 1 - 2)	Direct and Assumed	Ceded	Direct and Assumed	Ceded	Direct and Assumed	Ceded	Salvage and Subrogation Received	Total Net Paid (Cols. 4 - 5 + 6 - 7 + 8 - 9)	Number of Claims Reported Direct and Assumed
1. Prior	XXX	XXX	XXX	(15)	(4)	.0	.0	.0	.0	.15	(12)	XXX
2. 2005	32,238	2,008	30,231	19,009	1,260	.871	.51	1,663	.127	.322	20,106	5,782
3. 2006	32,499	189	32,310	20,864	209	.672	.4	2,134	.1	.300	23,456	5,763
4. 2007	35,375	169	35,206	22,779	221	.897	.7	2,131	.0	.305	25,580	6,250
5. 2008	36,558	163	36,395	22,757	97	.835	.4	1,861	.0	.290	25,351	6,072
6. 2009	38,717	48	38,669	25,583	64	1,117	.7	2,780	.0	.318	29,409	6,293
7. 2010	49,098	.0	49,098	32,141	.0	1,844	.0	3,392	.0	.421	37,376	7,940
8. 2011	54,076	.0	54,076	34,490	.0	1,502	.0	3,882	.0	.526	39,875	8,608
9. 2012	52,426	291	52,134	31,380	82	.777	.2	3,597	.0	.382	35,669	8,197
10. 2013	58,095	108	57,987	31,840	100	.452	.0	3,762	.0	.322	35,954	8,876
11. 2014	60,602	66	60,536	19,140	17	129	0	2,922	0	210	22,174	8,530
12. Totals	XXX	XXX	XXX	259,967	2,046	9,096	75	28,124	128	3,411	294,938	XXX

	Losses Unpaid				Defense and Cost Containment Unpaid				Adjusting and Other Unpaid		23	24	25
	Case Basis		Bulk + IBNR		Case Basis		Bulk + IBNR		21	22			
	13	14	15	16	17	18	19	20					
	Direct and Assumed	Ceded	Direct and Assumed	Ceded	Direct and Assumed	Ceded	Direct and Assumed	Ceded					
1.	.0	.0	.0	.0	.0	.0	.0	.0	.0	.0	.0	.0	.0
2.	.0	.0	.0	.0	.0	.0	.0	.0	.0	.0	.1	.0	.0
3.	.0	.0	.0	.0	.0	.0	.0	.0	.0	.0	.5	.0	.0
4.	14	.0	(8)	.0	.0	.0	1	.0	.0	.0	10	.7	.0
5.	.1	.0	(15)	.0	.0	.0	.4	.0	.2	.0	15	(8)	.3
6.	21	.0	(29)	.0	.0	.0	20	.0	.2	.0	23	14	.2
7.	156	.0	(55)	.0	.0	.0	95	.0	.8	.0	42	205	10
8.	444	.0	(27)	.0	.0	.0	217	.0	.21	.0	67	655	26
9.	1,026	19	30	32	.0	.0	317	.0	.52	.0	80	1,373	65
10.	4,136	118	(116)	25	.0	.0	571	.0	.211	.0	118	4,660	264
11.	12,794	20	4,498	29	0	0	873	0	1,190	0	322	19,305	1,489
12.	18,593	156	4,278	86	0	0	2,098	0	1,485	0	683	26,213	1,859

	Total Losses and Loss Expenses Incurred			Loss and Loss Expense Percentage (Incurred/Premiums Earned)			Nontabular Discount		34 Inter- Company Pooling Participation Percentage	Net Balance Sheet Reserves After Discount	
	26	27	28	29	30	31	32	33		35	36
	Direct and Assumed	Ceded	Net	Direct and Assumed	Ceded	Net	Loss	Loss Expense		Losses Unpaid	Loss Expenses Unpaid
1.	XXX	XXX	XXX	XXX	XXX	XXX	.0	.0	XXX	.0	.0
2.	21,543	1,438	20,106	66.8	71.6	66.5	.0	.0	25.0	.0	.0
3.	23,670	214	23,456	72.8	113.2	72.6	.0	.0	25.0	.0	.0
4.	25,815	227	25,587	73.0	134.6	72.7	.0	.0	25.0	.6	.1
5.	25,445	102	25,343	69.6	62.3	69.6	.0	.0	25.0	(14)	.6
6.	29,495	72	29,424	76.2	150.6	76.1	.0	.0	25.0	(8)	.22
7.	37,581	.0	37,581	76.5	.0.0	76.5	.0	.0	25.0	101	.103
8.	40,530	.0	40,530	74.9	.0.0	74.9	.0	.0	25.0	.417	.238
9.	37,177	135	37,042	70.9	46.2	71.1	.0	.0	25.0	1,005	.369
10.	40,856	242	40,614	70.3	225.0	70.0	.0	.0	25.0	3,877	.782
11.	41,545	66	41,479	68.6	98.8	68.5	0	0	25.0	17,243	2,062
12.	XXX	XXX	XXX	XXX	XXX	XXX	0	0	XXX	22,629	3,584

Schedule P - Part 1C - Comm Auto/Truck
NONE

Schedule P - Part 1D - Workers' Comp
NONE

Schedule P - Part 1E - Comm Multi Peril
NONE

Schedule P - Part 1F - Med Pro Liab Occ
NONE

Schedule P - Part 1F - Med Pro Liab Clm
NONE

Schedule P - Part 1G - Special Liability
NONE

Schedule P - Part 1H - Other Liab Occur
NONE

Schedule P - Part 1H - Other Liab Claims
NONE

Schedule P - Part 1I - Special Property
NONE

SCHEDULE P - PART 1J - AUTO PHYSICAL DAMAGE

(\$000 OMITTED)

Years in Which Premiums Were Earned and Losses Were Incurred	Premiums Earned			Loss and Loss Expense Payments								12 Number of Claims Reported Direct and Assumed
	1	2	3	Loss Payments		Defense and Cost Containment Payments		Adjusting and Other Payments		10	11	
	Direct and Assumed	Ceded	Net (Cols. 1 - 2)	4 Direct and Assumed	5 Ceded	6 Direct and Assumed	7 Ceded	8 Direct and Assumed	9 Ceded	Salvage and Subrogation Received	Total Net Paid (Cols. 4 - 5 + 6 - 7 + 8 - 9)	
1. Prior	XXX	XXX	XXX	(51)	(2)	23	0	1	0	89	(24)	XXX
2. 2013	18,524	0	18,524	10,935	0	60	0	1,660	0	1,987	12,655	5,227
3. 2014	19,263	0	19,263	9,133	0	43	0	1,552	0	1,092	10,728	4,932
4. Totals	XXX	XXX	XXX	20,017	(2)	126	0	3,214	0	3,168	23,359	XXX

	Losses Unpaid				Defense and Cost Containment Unpaid				Adjusting and Other Unpaid		23	24	25
	Case Basis		Bulk + IBNR		Case Basis		Bulk + IBNR		21	22	Salvage and Subrogation Anticipated	Total Net Losses and Expenses Unpaid	Number of Claims Outstanding Direct and Assumed
	13 Direct and Assumed	14 Ceded	15 Direct and Assumed	16 Ceded	17 Direct and Assumed	18 Ceded	19 Direct and Assumed	20 Ceded	Direct and Assumed	Ceded			
1.	7	0	(84)	0	0	0	18	0	0	0	169	(58)	0
2.	6	0	(38)	0	0	0	18	0	0	0	96	(14)	1
3.	1,199	0	(385)	0	0	0	66	0	94	0	723	974	271
4.	1,212	0	(507)	0	0	0	103	0	94	0	987	902	272

	Total Losses and Loss Expenses Incurred			Loss and Loss Expense Percentage (Incurred/Premiums Earned)			Nontabular Discount		34 Inter-Company Pooling Participation Percentage	Net Balance Sheet Reserves After Discount	
	26 Direct and Assumed	27 Ceded	28 Net	29 Direct and Assumed	30 Ceded	31 Net	32 Loss	33 Loss Expense		35 Losses Unpaid	36 Loss Expenses Unpaid
1.	XXX	XXX	XXX	XXX	XXX	XXX	0	0	XXX	(77)	18
2.	12,641	0	12,641	68.2	0.0	68.2	0	0	25.0	(33)	19
3.	11,702	0	11,702	60.7	0.0	60.7	0	0	25.0	814	159
4.	XXX	XXX	XXX	XXX	XXX	XXX	0	0	XXX	705	197

Schedule P - Part 1K - Fidelity/Surety

NONE

Schedule P - Part 1L - Other

NONE

Schedule P - Part 1M - International

NONE

Schedule P - Part 1N - Reinsurance

NONE

Schedule P - Part 1O - Reinsurance

NONE

Schedule P - Part 1P - Reinsurance

NONE

Schedule P - Part 1R - Prod Liab Occur

NONE

Schedule P - Part 1R - Prod Liab Claims

NONE

Schedule P - Part 1S-Fin./Mtg. Guaranty

NONE

Schedule P - Part 1T - Warranty

NONE

SCHEDULE P - PART 2A - HOMEOWNERS/FARMOWNERS

Years in Which Losses Were Incurred	INCURRED NET LOSSES AND DEFENSE AND COST CONTAINMENT EXPENSES REPORTED AT YEAR END (\$000 OMITTED)										DEVELOPMENT	
	1	2	3	4	5	6	7	8	9	10	11	12
	2005	2006	2007	2008	2009	2010	2011	2012	2013	2014	One Year	Two Year
1. Prior	.0	.0	.0	.0	.0	.0	.0	.0	.0	.0	.0	.0
2. 2005	.0	.0	.0	.0	.0	.0	.0	.0	.0	.0	.0	.0
3. 2006	XXX	.0	.0	.0	.0	.0	.0	.0	.0	.0	.0	.0
4. 2007	XXX	XXX	.0	.0	.0	.0	.0	.0	.0	.0	.0	.0
5. 2008	XXX	XXX	XXX	.0	.0	.0	.0	.0	.0	.0	.0	.0
6. 2009	XXX	XXX	XXX	XXX	.0	.0	.0	.0	.0	.0	.0	.0
7. 2010	XXX	XXX	XXX	XXX	XXX	.0	.0	.0	.0	.0	.0	.0
8. 2011	XXX	XXX	XXX	XXX	XXX	XXX	.0	.0	.0	.0	.0	.0
9. 2012	XXX	XXX	XXX	XXX	XXX	XXX	XXX	.0	.0	.0	.0	.0
10. 2013	XXX	XXX	XXX	XXX	XXX	XXX	XXX	XXX	.0	.0	.0	XXX
11. 2014	XXX	XXX	XXX	XXX	XXX	XXX	XXX	XXX	XXX	.0	XXX	XXX
12. Totals											0	0

SCHEDULE P - PART 2B - PRIVATE PASSENGER AUTO LIABILITY/MEDICAL

1. Prior	.5,838	.5,341	.5,370	.5,311	.5,307	.5,360	.5,350	.5,334	.5,318	.5,307	(11)	(27)
2. 2005	19,563	18,728	18,544	18,568	18,574	18,586	18,575	18,575	18,574	18,569	(4)	(6)
3. 2006	XXX	21,908	21,485	21,219	21,281	21,300	21,333	21,331	21,318	21,323	4	(8)
4. 2007	XXX	XXX	23,092	23,107	23,049	23,220	23,339	23,423	23,444	23,457	13	33
5. 2008	XXX	XXX	XXX	23,409	22,973	23,292	23,412	23,447	23,471	23,480	10	33
6. 2009	XXX	XXX	XXX	XXX	24,327	25,928	26,245	26,465	26,501	26,642	141	176
7. 2010	XXX	XXX	XXX	XXX	XXX	31,169	33,245	33,814	34,003	34,181	178	367
8. 2011	XXX	XXX	XXX	XXX	XXX	XXX	36,736	36,309	36,442	36,627	185	317
9. 2012	XXX	XXX	XXX	XXX	XXX	XXX	XXX	33,092	33,298	33,394	96	302
10. 2013	XXX	XXX	XXX	XXX	XXX	XXX	XXX	XXX	36,627	36,641	14	XXX
11. 2014	XXX	XXX	XXX	XXX	XXX	XXX	XXX	XXX	XXX	37,368	XXX	XXX
12. Totals											624	1,187

SCHEDULE P - PART 2C - COMMERCIAL AUTO/TRUCK LIABILITY/MEDICAL

1. Prior	.0	.0	.0	.0	.0	.0	.0	.0	.0	.0	.0	.0
2. 2005	.0	.0	.0	.0	.0	.0	.0	.0	.0	.0	.0	.0
3. 2006	XXX	.0	.0	.0	.0	.0	.0	.0	.0	.0	.0	.0
4. 2007	XXX	XXX	.0	.0	.0	.0	.0	.0	.0	.0	.0	.0
5. 2008	XXX	XXX	XXX	.0	.0	.0	.0	.0	.0	.0	.0	.0
6. 2009	XXX	XXX	XXX	XXX	.0	.0	.0	.0	.0	.0	.0	.0
7. 2010	XXX	XXX	XXX	XXX	XXX	.0	.0	.0	.0	.0	.0	.0
8. 2011	XXX	XXX	XXX	XXX	XXX	XXX	.0	.0	.0	.0	.0	.0
9. 2012	XXX	XXX	XXX	XXX	XXX	XXX	XXX	.0	.0	.0	.0	.0
10. 2013	XXX	XXX	XXX	XXX	XXX	XXX	XXX	XXX	.0	.0	.0	XXX
11. 2014	XXX	XXX	XXX	XXX	XXX	XXX	XXX	XXX	XXX	.0	XXX	XXX
12. Totals											0	0

SCHEDULE P - PART 2D- WORKERS' COMPENSATION
(EXCLUDING EXCESS WORKERS' COMPENSATION)

1. Prior	.0	.0	.0	.0	.0	.0	.0	.0	.0	.0	.0	.0
2. 2005	.0	.0	.0	.0	.0	.0	.0	.0	.0	.0	.0	.0
3. 2006	XXX	.0	.0	.0	.0	.0	.0	.0	.0	.0	.0	.0
4. 2007	XXX	XXX	.0	.0	.0	.0	.0	.0	.0	.0	.0	.0
5. 2008	XXX	XXX	XXX	.0	.0	.0	.0	.0	.0	.0	.0	.0
6. 2009	XXX	XXX	XXX	XXX	.0	.0	.0	.0	.0	.0	.0	.0
7. 2010	XXX	XXX	XXX	XXX	XXX	.0	.0	.0	.0	.0	.0	.0
8. 2011	XXX	XXX	XXX	XXX	XXX	XXX	.0	.0	.0	.0	.0	.0
9. 2012	XXX	XXX	XXX	XXX	XXX	XXX	XXX	.0	.0	.0	.0	.0
10. 2013	XXX	XXX	XXX	XXX	XXX	XXX	XXX	XXX	.0	.0	.0	XXX
11. 2014	XXX	XXX	XXX	XXX	XXX	XXX	XXX	XXX	XXX	.0	XXX	XXX
12. Totals											0	0

SCHEDULE P - PART 2E- COMMERCIAL MULTIPLE PERIL

1. Prior	.0	.0	.0	.0	.0	.0	.0	.0	.0	.0	.0	.0
2. 2005	.0	.0	.0	.0	.0	.0	.0	.0	.0	.0	.0	.0
3. 2006	XXX	.0	.0	.0	.0	.0	.0	.0	.0	.0	.0	.0
4. 2007	XXX	XXX	.0	.0	.0	.0	.0	.0	.0	.0	.0	.0
5. 2008	XXX	XXX	XXX	.0	.0	.0	.0	.0	.0	.0	.0	.0
6. 2009	XXX	XXX	XXX	XXX	.0	.0	.0	.0	.0	.0	.0	.0
7. 2010	XXX	XXX	XXX	XXX	XXX	.0	.0	.0	.0	.0	.0	.0
8. 2011	XXX	XXX	XXX	XXX	XXX	XXX	.0	.0	.0	.0	.0	.0
9. 2012	XXX	XXX	XXX	XXX	XXX	XXX	XXX	.0	.0	.0	.0	.0
10. 2013	XXX	XXX	XXX	XXX	XXX	XXX	XXX	XXX	.0	.0	.0	XXX
11. 2014	XXX	XXX	XXX	XXX	XXX	XXX	XXX	XXX	XXX	.0	XXX	XXX
12. Totals											0	0

SCHEDULE P - PART 2F - SECTION 1 - MEDICAL
PROFESSIONAL LIABILITY - OCCURRENCE

Years in Which Losses Were Incurred	INCURRED NET LOSSES AND DEFENSE AND COST CONTAINMENT EXPENSES REPORTED AT YEAR END (\$000 OMITTED)										DEVELOPMENT	
	1	2	3	4	5	6	7	8	9	10	11	12
	2005	2006	2007	2008	2009	2010	2011	2012	2013	2014	One Year	Two Year
1. Prior	.0	.0	.0	.0	.0	.0	.0	.0	.0	.0	.0	.0
2. 2005	.0	.0	.0	.0	.0	.0	.0	.0	.0	.0	.0	.0
3. 2006	XXX	.0	.0	.0	.0	.0	.0	.0	.0	.0	.0	.0
4. 2007	XXX	XXX	.0	.0	.0	.0	.0	.0	.0	.0	.0	.0
5. 2008	XXX	XXX	XXX	.0	.0	.0	.0	.0	.0	.0	.0	.0
6. 2009	XXX	XXX	XXX	XXX	.0	.0	.0	.0	.0	.0	.0	.0
7. 2010	XXX	XXX	XXX	XXX	XXX	.0	.0	.0	.0	.0	.0	.0
8. 2011	XXX	XXX	XXX	XXX	XXX	XXX	.0	.0	.0	.0	.0	.0
9. 2012	XXX	XXX	XXX	XXX	XXX	XXX	XXX	.0	.0	.0	.0	.0
10. 2013	XXX	XXX	XXX	XXX	XXX	XXX	XXX	XXX	.0	.0	.0	XXX
11. 2014	XXX	XXX	XXX	XXX	XXX	XXX	XXX	XXX	XXX	.0	XXX	XXX
12. Totals											0	0

SCHEDULE P - PART 2F - SECTION 2 - MEDICAL
PROFESSIONAL LIABILITY - CLAIMS-MADE

1. Prior	.0	.0	.0	.0	.0	.0	.0	.0	.0	.0	.0	.0
2. 2005	.0	.0	.0	.0	.0	.0	.0	.0	.0	.0	.0	.0
3. 2006	XXX	.0	.0	.0	.0	.0	.0	.0	.0	.0	.0	.0
4. 2007	XXX	XXX	.0	.0	.0	.0	.0	.0	.0	.0	.0	.0
5. 2008	XXX	XXX	XXX	.0	.0	.0	.0	.0	.0	.0	.0	.0
6. 2009	XXX	XXX	XXX	XXX	.0	.0	.0	.0	.0	.0	.0	.0
7. 2010	XXX	XXX	XXX	XXX	XXX	.0	.0	.0	.0	.0	.0	.0
8. 2011	XXX	XXX	XXX	XXX	XXX	XXX	.0	.0	.0	.0	.0	.0
9. 2012	XXX	XXX	XXX	XXX	XXX	XXX	XXX	.0	.0	.0	.0	.0
10. 2013	XXX	XXX	XXX	XXX	XXX	XXX	XXX	XXX	.0	.0	.0	XXX
11. 2014	XXX	XXX	XXX	XXX	XXX	XXX	XXX	XXX	XXX	.0	XXX	XXX
12. Totals											0	0

SCHEDULE P - PART 2G - SPECIAL LIABILITY
(OCEAN MARINE, AIRCRAFT (ALL PERILS), BOILER AND MACHINERY)

1. Prior	.0	.0	.0	.0	.0	.0	.0	.0	.0	.0	.0	.0
2. 2005	.0	.0	.0	.0	.0	.0	.0	.0	.0	.0	.0	.0
3. 2006	XXX	.0	.0	.0	.0	.0	.0	.0	.0	.0	.0	.0
4. 2007	XXX	XXX	.0	.0	.0	.0	.0	.0	.0	.0	.0	.0
5. 2008	XXX	XXX	XXX	.0	.0	.0	.0	.0	.0	.0	.0	.0
6. 2009	XXX	XXX	XXX	XXX	.0	.0	.0	.0	.0	.0	.0	.0
7. 2010	XXX	XXX	XXX	XXX	XXX	.0	.0	.0	.0	.0	.0	.0
8. 2011	XXX	XXX	XXX	XXX	XXX	XXX	.0	.0	.0	.0	.0	.0
9. 2012	XXX	XXX	XXX	XXX	XXX	XXX	XXX	.0	.0	.0	.0	.0
10. 2013	XXX	XXX	XXX	XXX	XXX	XXX	XXX	XXX	.0	.0	.0	XXX
11. 2014	XXX	XXX	XXX	XXX	XXX	XXX	XXX	XXX	XXX	.0	XXX	XXX
12. Totals											0	0

SCHEDULE P - PART 2H - SECTION 1 - OTHER LIABILITY - OCCURRENCE

1. Prior	.0	.0	.0	.0	.0	.0	.0	.0	.0	.0	.0	.0
2. 2005	.0	.0	.0	.0	.0	.0	.0	.0	.0	.0	.0	.0
3. 2006	XXX	.0	.0	.0	.0	.0	.0	.0	.0	.0	.0	.0
4. 2007	XXX	XXX	.0	.0	.0	.0	.0	.0	.0	.0	.0	.0
5. 2008	XXX	XXX	XXX	.0	.0	.0	.0	.0	.0	.0	.0	.0
6. 2009	XXX	XXX	XXX	XXX	.0	.0	.0	.0	.0	.0	.0	.0
7. 2010	XXX	XXX	XXX	XXX	XXX	.0	.0	.0	.0	.0	.0	.0
8. 2011	XXX	XXX	XXX	XXX	XXX	XXX	.0	.0	.0	.0	.0	.0
9. 2012	XXX	XXX	XXX	XXX	XXX	XXX	XXX	.0	.0	.0	.0	.0
10. 2013	XXX	XXX	XXX	XXX	XXX	XXX	XXX	XXX	.0	.0	.0	XXX
11. 2014	XXX	XXX	XXX	XXX	XXX	XXX	XXX	XXX	XXX	.0	XXX	XXX
12. Totals											0	0

SCHEDULE P - PART 2H - SECTION 2 - OTHER LIABILITY - CLAIMS-MADE

1. Prior	.0	.0	.0	.0	.0	.0	.0	.0	.0	.0	.0	.0
2. 2005	.0	.0	.0	.0	.0	.0	.0	.0	.0	.0	.0	.0
3. 2006	XXX	.0	.0	.0	.0	.0	.0	.0	.0	.0	.0	.0
4. 2007	XXX	XXX	.0	.0	.0	.0	.0	.0	.0	.0	.0	.0
5. 2008	XXX	XXX	XXX	.0	.0	.0	.0	.0	.0	.0	.0	.0
6. 2009	XXX	XXX	XXX	XXX	.0	.0	.0	.0	.0	.0	.0	.0
7. 2010	XXX	XXX	XXX	XXX	XXX	.0	.0	.0	.0	.0	.0	.0
8. 2011	XXX	XXX	XXX	XXX	XXX	XXX	.0	.0	.0	.0	.0	.0
9. 2012	XXX	XXX	XXX	XXX	XXX	XXX	XXX	.0	.0	.0	.0	.0
10. 2013	XXX	XXX	XXX	XXX	XXX	XXX	XXX	XXX	.0	.0	.0	XXX
11. 2014	XXX	XXX	XXX	XXX	XXX	XXX	XXX	XXX	XXX	.0	XXX	XXX
12. Totals											0	0

SCHEDULE P - PART 2I - SPECIAL PROPERTY (FIRE, ALLIED LINES, INLAND MARINE, EARTHQUAKE, BURGLARY, AND THEFT)

Years in Which Losses Were Incurred	INCURRED NET LOSSES AND DEFENSE AND COST CONTAINMENT EXPENSES REPORTED AT YEAR END (\$000 OMITTED)										DEVELOPMENT	
	1	2	3	4	5	6	7	8	9	10	11	12
	2005	2006	2007	2008	2009	2010	2011	2012	2013	2014	One Year	Two Year
1. Prior	XXX	XXX	XXX	XXX	XXX	XXX	XXX	0	0	0	0	0
2. 2013	XXX	XXX	XXX	XXX	XXX	XXX	XXX	0	0	0	0	XXX
3. 2014	XXX	XXX	XXX	XXX	XXX	XXX	XXX	XXX	XXX	0	XXX	XXX
4. Totals											0	0

SCHEDULE P - PART 2J - AUTO PHYSICAL DAMAGE

1. Prior	XXX	XXX	XXX	XXX	XXX	XXX	XXX	487	666	682	16	195
2. 2013	XXX	XXX	XXX	XXX	XXX	XXX	XXX	XXX	11,159	10,980	(178)	XXX
3. 2014	XXX	XXX	XXX	XXX	XXX	XXX	XXX	XXX	XXX	10,056	XXX	XXX
4. Totals											(162)	195

SCHEDULE P - PART 2K - FIDELITY, SURETY

1. Prior	XXX	XXX	XXX	XXX	XXX	XXX	XXX	0	0	0	0	0
2. 2013	XXX	XXX	XXX	XXX	XXX	XXX	XXX	XXX	0	0	0	XXX
3. 2014	XXX	XXX	XXX	XXX	XXX	XXX	XXX	XXX	XXX	0	XXX	XXX
4. Totals											0	0

SCHEDULE P - PART 2L - OTHER (INCLUDING CREDIT, ACCIDENT AND HEALTH)

1. Prior	XXX	XXX	XXX	XXX	XXX	XXX	XXX	0	0	0	0	0
2. 2013	XXX	XXX	XXX	XXX	XXX	XXX	XXX	XXX	0	0	0	XXX
3. 2014	XXX	XXX	XXX	XXX	XXX	XXX	XXX	XXX	XXX	0	XXX	XXX
4. Totals											0	0

SCHEDULE P - PART 2M - INTERNATIONAL

1. Prior	0	0	0	0	0	0	0	0	0	0	0	0
2. 2005	0	0	0	0	0	0	0	0	0	0	0	0
3. 2006	XXX	0	0	0	0	0	0	0	0	0	0	0
4. 2007	XXX	XXX	0	0	0	0	0	0	0	0	0	0
5. 2008	XXX	XXX	XXX	0	0	0	0	0	0	0	0	0
6. 2009	XXX	XXX	XXX	XXX	0	0	0	0	0	0	0	0
7. 2010	XXX	XXX	XXX	XXX	XXX	0	0	0	0	0	0	0
8. 2011	XXX	XXX	XXX	XXX	XXX	XXX	0	0	0	0	0	0
9. 2012	XXX	XXX	XXX	XXX	XXX	XXX	XXX	0	0	0	0	0
10. 2013	XXX	XXX	XXX	XXX	XXX	XXX	XXX	XXX	0	0	0	XXX
11. 2014	XXX	XXX	XXX	XXX	XXX	XXX	XXX	XXX	XXX	0	XXX	XXX
12. Totals											0	0

Schedule P - Part 2N

NONE

Schedule P - Part 2O

NONE

Schedule P - Part 2P

NONE

Schedule P - Part 2R - Prod Liab Occur

NONE

Schedule P - Part 2R - Prod Liab Claims

NONE

Schedule P - Part 2S

NONE

Schedule P - Part 2T

NONE

SCHEDULE P - PART 3A - HOMEOWNERS/FARMOWNERS

Years in Which Losses Were Incurred	CUMULATIVE PAID NET LOSSES AND DEFENSE AND COST CONTAINMENT EXPENSES REPORTED AT YEAR END (\$000 OMITTED)										11	12
	1	2	3	4	5	6	7	8	9	10	Number of Claims Closed With Loss Payment	Number of Claims Closed Without Loss Payment
	2005	2006	2007	2008	2009	2010	2011	2012	2013	2014		
1. Prior	.000.	.0	.0	.0	.0	.0	.0	.0	.0	.0	.0	.0
2. 2005	.0	.0	.0	.0	.0	.0	.0	.0	.0	.0	.0	.0
3. 2006	XXX	.0	.0	.0	.0	.0	.0	.0	.0	.0	.0	.0
4. 2007	XXX	XXX	.0	.0	.0	.0	.0	.0	.0	.0	.0	.0
5. 2008	XXX	XXX	XXX	.0	.0	.0	.0	.0	.0	.0	.0	.0
6. 2009	XXX	XXX	XXX	XXX	.0	.0	.0	.0	.0	.0	.0	.0
7. 2010	XXX	XXX	XXX	XXX	XXX	.0	.0	.0	.0	.0	.0	.0
8. 2011	XXX	XXX	XXX	XXX	XXX	XXX	.0	.0	.0	.0	.0	.0
9. 2012	XXX	XXX	XXX	XXX	XXX	XXX	XXX	.0	.0	.0	.0	.0
10. 2013	XXX	XXX	XXX	XXX	XXX	XXX	XXX	XXX	.0	.0	.0	.0
11. 2014	XXX	XXX	XXX	XXX	XXX	XXX	XXX	XXX	XXX	.0	.0	.0

SCHEDULE P - PART 3B - PRIVATE PASSENGER AUTO LIABILITY/MEDICAL

1. Prior	.000.	4,183	4,964	5,217	5,286	5,352	5,349	5,333	5,318	5,307	272	.48
2. 2005	.9,683	16,283	17,881	18,399	18,543	18,579	18,575	18,579	18,574	18,569	4,216	1,565
3. 2006	XXX	11,520	18,777	20,547	21,122	21,261	21,296	21,321	21,316	21,323	4,269	1,494
4. 2007	XXX	XXX	11,579	20,536	22,408	23,016	23,267	23,339	23,435	23,449	4,537	1,713
5. 2008	XXX	XXX	XXX	12,807	20,933	22,767	23,267	23,410	23,467	23,490	4,503	1,566
6. 2009	XXX	XXX	XXX	XXX	14,081	23,667	25,483	26,141	26,440	26,629	4,793	1,498
7. 2010	XXX	XXX	XXX	XXX	XXX	17,866	29,649	32,530	33,538	33,985	6,047	1,884
8. 2011	XXX	XXX	XXX	XXX	XXX	XXX	19,830	31,816	34,903	35,992	6,514	2,069
9. 2012	XXX	XXX	XXX	XXX	XXX	XXX	XXX	17,632	29,368	32,072	6,061	2,071
10. 2013	XXX	XXX	XXX	XXX	XXX	XXX	XXX	XXX	19,038	32,192	6,374	2,238
11. 2014	XXX	XXX	XXX	XXX	XXX	XXX	XXX	XXX	XXX	19,252	4,834	2,207

SCHEDULE P - PART 3C - COMMERCIAL AUTO/TRUCK LIABILITY/MEDICAL

1. Prior	.000.	.0	.0	.0	.0	.0	.0	.0	.0	.0	.0	.0
2. 2005	.0	.0	.0	.0	.0	.0	.0	.0	.0	.0	.0	.0
3. 2006	XXX	.0	.0	.0	.0	.0	.0	.0	.0	.0	.0	.0
4. 2007	XXX	XXX	.0	.0	.0	.0	.0	.0	.0	.0	.0	.0
5. 2008	XXX	XXX	XXX	.0	.0	.0	.0	.0	.0	.0	.0	.0
6. 2009	XXX	XXX	XXX	XXX	.0	.0	.0	.0	.0	.0	.0	.0
7. 2010	XXX	XXX	XXX	XXX	XXX	.0	.0	.0	.0	.0	.0	.0
8. 2011	XXX	XXX	XXX	XXX	XXX	XXX	.0	.0	.0	.0	.0	.0
9. 2012	XXX	XXX	XXX	XXX	XXX	XXX	XXX	.0	.0	.0	.0	.0
10. 2013	XXX	XXX	XXX	XXX	XXX	XXX	XXX	XXX	.0	.0	.0	.0
11. 2014	XXX	XXX	XXX	XXX	XXX	XXX	XXX	XXX	XXX	.0	.0	.0

SCHEDULE P - PART 3D - WORKERS' COMPENSATION
(EXCLUDING EXCESS WORKERS' COMPENSATION)

1. Prior	.000.	.0	.0	.0	.0	.0	.0	.0	.0	.0	.0	.0
2. 2005	.0	.0	.0	.0	.0	.0	.0	.0	.0	.0	.0	.0
3. 2006	XXX	.0	.0	.0	.0	.0	.0	.0	.0	.0	.0	.0
4. 2007	XXX	XXX	.0	.0	.0	.0	.0	.0	.0	.0	.0	.0
5. 2008	XXX	XXX	XXX	.0	.0	.0	.0	.0	.0	.0	.0	.0
6. 2009	XXX	XXX	XXX	XXX	.0	.0	.0	.0	.0	.0	.0	.0
7. 2010	XXX	XXX	XXX	XXX	XXX	.0	.0	.0	.0	.0	.0	.0
8. 2011	XXX	XXX	XXX	XXX	XXX	XXX	.0	.0	.0	.0	.0	.0
9. 2012	XXX	XXX	XXX	XXX	XXX	XXX	XXX	.0	.0	.0	.0	.0
10. 2013	XXX	XXX	XXX	XXX	XXX	XXX	XXX	XXX	.0	.0	.0	.0
11. 2014	XXX	XXX	XXX	XXX	XXX	XXX	XXX	XXX	XXX	.0	.0	.0

SCHEDULE P - PART 3E - COMMERCIAL MULTIPLE PERIL

1. Prior	.000.	.0	.0	.0	.0	.0	.0	.0	.0	.0	.0	.0
2. 2005	.0	.0	.0	.0	.0	.0	.0	.0	.0	.0	.0	.0
3. 2006	XXX	.0	.0	.0	.0	.0	.0	.0	.0	.0	.0	.0
4. 2007	XXX	XXX	.0	.0	.0	.0	.0	.0	.0	.0	.0	.0
5. 2008	XXX	XXX	XXX	.0	.0	.0	.0	.0	.0	.0	.0	.0
6. 2009	XXX	XXX	XXX	XXX	.0	.0	.0	.0	.0	.0	.0	.0
7. 2010	XXX	XXX	XXX	XXX	XXX	.0	.0	.0	.0	.0	.0	.0
8. 2011	XXX	XXX	XXX	XXX	XXX	XXX	.0	.0	.0	.0	.0	.0
9. 2012	XXX	XXX	XXX	XXX	XXX	XXX	XXX	.0	.0	.0	.0	.0
10. 2013	XXX	XXX	XXX	XXX	XXX	XXX	XXX	XXX	.0	.0	.0	.0
11. 2014	XXX	XXX	XXX	XXX	XXX	XXX	XXX	XXX	XXX	.0	.0	.0

SCHEDULE P - PART 3F - SECTION 1 - MEDICAL
PROFESSIONAL LIABILITY - OCCURRENCE

Years in Which Losses Were Incurred	CUMULATIVE PAID NET LOSSES AND DEFENSE AND COST CONTAINMENT EXPENSES REPORTED AT YEAR END (\$000 OMITTED)										11	12
	1	2	3	4	5	6	7	8	9	10	Number of Claims Closed With Loss Payment	Number of Claims Closed Without Loss Payment
	2005	2006	2007	2008	2009	2010	2011	2012	2013	2014		
1. Prior	.000.	.0	.0	.0	.0	.0	.0	.0	.0	.0	.0	.0
2. 2005	.0	.0	.0	.0	.0	.0	.0	.0	.0	.0	.0	.0
3. 2006	XXX	.0	.0	.0	.0	.0	.0	.0	.0	.0	.0	.0
4. 2007	XXX	XXX	.0	.0	.0	.0	.0	.0	.0	.0	.0	.0
5. 2008	XXX	XXX	XXX	.0	.0	.0	.0	.0	.0	.0	.0	.0
6. 2009	XXX	XXX	XXX	XXX	.0	.0	.0	.0	.0	.0	.0	.0
7. 2010	XXX	XXX	XXX	XXX	XXX	.0	.0	.0	.0	.0	.0	.0
8. 2011	XXX	XXX	XXX	XXX	XXX	XXX	.0	.0	.0	.0	.0	.0
9. 2012	XXX	XXX	XXX	XXX	XXX	XXX	XXX	.0	.0	.0	.0	.0
10. 2013	XXX	XXX	XXX	XXX	XXX	XXX	XXX	XXX	.0	.0	.0	.0
11. 2014	XXX	XXX	XXX	XXX	XXX	XXX	XXX	XXX	XXX	0	0	0

SCHEDULE P - PART 3F - SECTION 2 - MEDICAL
PROFESSIONAL LIABILITY - CLAIMS-MADE

1. Prior	.000.	.0	.0	.0	.0	.0	.0	.0	.0	.0	.0	.0
2. 2005	.0	.0	.0	.0	.0	.0	.0	.0	.0	.0	.0	.0
3. 2006	XXX	.0	.0	.0	.0	.0	.0	.0	.0	.0	.0	.0
4. 2007	XXX	XXX	.0	.0	.0	.0	.0	.0	.0	.0	.0	.0
5. 2008	XXX	XXX	XXX	.0	.0	.0	.0	.0	.0	.0	.0	.0
6. 2009	XXX	XXX	XXX	XXX	.0	.0	.0	.0	.0	.0	.0	.0
7. 2010	XXX	XXX	XXX	XXX	XXX	.0	.0	.0	.0	.0	.0	.0
8. 2011	XXX	XXX	XXX	XXX	XXX	XXX	.0	.0	.0	.0	.0	.0
9. 2012	XXX	XXX	XXX	XXX	XXX	XXX	XXX	.0	.0	.0	.0	.0
10. 2013	XXX	XXX	XXX	XXX	XXX	XXX	XXX	XXX	.0	.0	.0	.0
11. 2014	XXX	XXX	XXX	XXX	XXX	XXX	XXX	XXX	XXX	0	0	0

SCHEDULE P - PART 3G - SPECIAL LIABILITY
(OCEAN MARINE, AIRCRAFT (ALL PERILS), BOILER AND MACHINERY)

1. Prior	.000.	.0	.0	.0	.0	.0	.0	.0	.0	.0	XXX	XXX
2. 2005	.0	.0	.0	.0	.0	.0	.0	.0	.0	.0	XXX	XXX
3. 2006	XXX	.0	.0	.0	.0	.0	.0	.0	.0	.0	XXX	XXX
4. 2007	XXX	XXX	.0	.0	.0	.0	.0	.0	.0	.0	XXX	XXX
5. 2008	XXX	XXX	XXX	.0	.0	.0	.0	.0	.0	.0	XXX	XXX
6. 2009	XXX	XXX	XXX	XXX	.0	.0	.0	.0	.0	.0	XXX	XXX
7. 2010	XXX	XXX	XXX	XXX	XXX	.0	.0	.0	.0	.0	XXX	XXX
8. 2011	XXX	XXX	XXX	XXX	XXX	XXX	.0	.0	.0	.0	XXX	XXX
9. 2012	XXX	XXX	XXX	XXX	XXX	XXX	XXX	.0	.0	.0	XXX	XXX
10. 2013	XXX	XXX	XXX	XXX	XXX	XXX	XXX	XXX	.0	.0	XXX	XXX
11. 2014	XXX	XXX	XXX	XXX	XXX	XXX	XXX	XXX	XXX	0	XXX	XXX

SCHEDULE P - PART 3H - SECTION 1 - OTHER LIABILITY - OCCURRENCE

1. Prior	.000.	.0	.0	.0	.0	.0	.0	.0	.0	.0	.0	.0
2. 2005	.0	.0	.0	.0	.0	.0	.0	.0	.0	.0	.0	.0
3. 2006	XXX	.0	.0	.0	.0	.0	.0	.0	.0	.0	.0	.0
4. 2007	XXX	XXX	.0	.0	.0	.0	.0	.0	.0	.0	.0	.0
5. 2008	XXX	XXX	XXX	.0	.0	.0	.0	.0	.0	.0	.0	.0
6. 2009	XXX	XXX	XXX	XXX	.0	.0	.0	.0	.0	.0	.0	.0
7. 2010	XXX	XXX	XXX	XXX	XXX	.0	.0	.0	.0	.0	.0	.0
8. 2011	XXX	XXX	XXX	XXX	XXX	XXX	.0	.0	.0	.0	.0	.0
9. 2012	XXX	XXX	XXX	XXX	XXX	XXX	XXX	.0	.0	.0	.0	.0
10. 2013	XXX	XXX	XXX	XXX	XXX	XXX	XXX	XXX	.0	.0	.0	.0
11. 2014	XXX	XXX	XXX	XXX	XXX	XXX	XXX	XXX	XXX	0	0	0

SCHEDULE P - PART 3H - SECTION 2 - OTHER LIABILITY - CLAIMS-MADE

1. Prior	.000.	.0	.0	.0	.0	.0	.0	.0	.0	.0	.0	.0
2. 2005	.0	.0	.0	.0	.0	.0	.0	.0	.0	.0	.0	.0
3. 2006	XXX	.0	.0	.0	.0	.0	.0	.0	.0	.0	.0	.0
4. 2007	XXX	XXX	.0	.0	.0	.0	.0	.0	.0	.0	.0	.0
5. 2008	XXX	XXX	XXX	.0	.0	.0	.0	.0	.0	.0	.0	.0
6. 2009	XXX	XXX	XXX	XXX	.0	.0	.0	.0	.0	.0	.0	.0
7. 2010	XXX	XXX	XXX	XXX	XXX	.0	.0	.0	.0	.0	.0	.0
8. 2011	XXX	XXX	XXX	XXX	XXX	XXX	.0	.0	.0	.0	.0	.0
9. 2012	XXX	XXX	XXX	XXX	XXX	XXX	XXX	.0	.0	.0	.0	.0
10. 2013	XXX	XXX	XXX	XXX	XXX	XXX	XXX	XXX	.0	.0	.0	.0
11. 2014	XXX	XXX	XXX	XXX	XXX	XXX	XXX	XXX	XXX	0	0	0

SCHEDULE P - PART 3I - SPECIAL PROPERTY
(FIRE, ALLIED LINES, INLAND MARINE, EARTHQUAKE, BURGLARY, AND THEFT)

Years in Which Losses Were Incurred	CUMULATIVE PAID NET LOSSES AND DEFENSE AND COST CONTAINMENT EXPENSES REPORTED AT YEAR END (\$000 OMITTED)										11	12
	1	2	3	4	5	6	7	8	9	10	Number of Claims Closed With Loss Payment	Number of Claims Closed Without Loss Payment
	2005	2006	2007	2008	2009	2010	2011	2012	2013	2014		
1. Prior	XXX	XXX	XXX	XXX	XXX	XXX	XXX	.000	.0	.0	XXX	XXX
2. 2013	XXX	XXX	XXX	XXX	XXX	XXX	XXX	XXX	.0	.0	XXX	XXX
3. 2014	XXX	XXX	XXX	XXX	XXX	XXX	XXX	XXX	XXX	0	XXX	XXX

SCHEDULE P - PART 3J - AUTO PHYSICAL DAMAGE

1. Prior	XXX	XXX	XXX	XXX	XXX	XXX	XXX	.000	.766	.740	.229	.107
2. 2013	XXX	XXX	XXX	XXX	XXX	XXX	XXX	XXX	10,116	10,995	3,372	1,855
3. 2014	XXX	XXX	XXX	XXX	XXX	XXX	XXX	XXX	XXX	9,176	2,873	1,788

SCHEDULE P - PART 3K - FIDELITY/SURETY

1. Prior	XXX	XXX	XXX	XXX	XXX	XXX	XXX	.000	.0	.0	XXX	XXX
2. 2013	XXX	XXX	XXX	XXX	XXX	XXX	XXX	XXX	.0	.0	XXX	XXX
3. 2014	XXX	XXX	XXX	XXX	XXX	XXX	XXX	XXX	XXX	0	XXX	XXX

SCHEDULE P - PART 3L - OTHER (INCLUDING CREDIT, ACCIDENT AND HEALTH)

1. Prior	XXX	XXX	XXX	XXX	XXX	XXX	XXX	.000	.0	.0	XXX	XXX
2. 2013	XXX	XXX	XXX	XXX	XXX	XXX	XXX	XXX	.0	.0	XXX	XXX
3. 2014	XXX	XXX	XXX	XXX	XXX	XXX	XXX	XXX	XXX	0	XXX	XXX

SCHEDULE P - PART 3M - INTERNATIONAL

1. Prior	.000	.0	.0	.0	.0	.0	.0	.0	.0	.0	XXX	XXX
2. 2005	.0	.0	.0	.0	.0	.0	.0	.0	.0	.0	XXX	XXX
3. 2006	XXX	.0	.0	.0	.0	.0	.0	.0	.0	.0	XXX	XXX
4. 2007	XXX	XXX	.0	.0	.0	.0	.0	.0	.0	.0	XXX	XXX
5. 2008	XXX	XXX	XXX	.0	.0	.0	.0	.0	.0	.0	XXX	XXX
6. 2009	XXX	XXX	XXX	XXX	.0	.0	.0	.0	.0	.0	XXX	XXX
7. 2010	XXX	XXX	XXX	XXX	XXX	.0	.0	.0	.0	.0	XXX	XXX
8. 2011	XXX	XXX	XXX	XXX	XXX	XXX	.0	.0	.0	.0	XXX	XXX
9. 2012	XXX	XXX	XXX	XXX	XXX	XXX	XXX	.0	.0	.0	XXX	XXX
10. 2013	XXX	XXX	XXX	XXX	XXX	XXX	XXX	XXX	.0	.0	XXX	XXX
11. 2014	XXX	XXX	XXX	XXX	XXX	XXX	XXX	XXX	XXX	0	XXX	XXX

Schedule P - Part 3N

NONE

Schedule P - Part 3O

NONE

Schedule P - Part 3P

NONE

Schedule P - Part 3R - Prod Liab Occur

NONE

Schedule P - Part 3R - Prod Liab Claims

NONE

Schedule P - Part 3S

NONE

Schedule P - Part 3T

NONE

ANNUAL STATEMENT FOR THE YEAR 2014 OF THE Permanent General Assurance Corporation of Ohio

SCHEDULE P - PART 4A - HOMEOWNERS/FARMOWNERS

Years in Which Losses Were Incurred	BULK AND IBNR RESERVES ON NET LOSSES AND DEFENSE AND COST CONTAINMENT EXPENSES REPORTED AT YEAR END (\$000 OMITTED)									
	1 2005	2 2006	3 2007	4 2008	5 2009	6 2010	7 2011	8 2012	9 2013	10 2014
1. Prior	0	0	0	0	0	0	0	0	0	0
2. 2005	0	0	0	0	0	0	0	0	0	0
3. 2006	XXX	0	0	0	0	0	0	0	0	0
4. 2007	XXX	XXX	0	0	0	0	0	0	0	0
5. 2008	XXX	XXX	XXX	0	0	0	0	0	0	0
6. 2009	XXX	XXX	XXX	XXX	0	0	0	0	0	0
7. 2010	XXX	XXX	XXX	XXX	XXX	0	0	0	0	0
8. 2011	XXX	XXX	XXX	XXX	XXX	XXX	0	0	0	0
9. 2012	XXX	XXX	XXX	XXX	XXX	XXX	XXX	0	0	0
10. 2013	XXX	XXX	XXX	XXX	XXX	XXX	XXX	XXX	0	0
11. 2014	XXX	XXX	XXX	XXX	XXX	XXX	XXX	XXX	XXX	0

SCHEDULE P - PART 4B - PRIVATE PASSENGER AUTO LIABILITY/MEDICAL

1. Prior	1,214	346	75	12	0	0	0	0	0	0
2. 2005	3,633	793	157	20	(9)	0	(4)	(5)	0	0
3. 2006	XXX	3,607	685	76	(32)	(29)	(13)	(6)	(6)	0
4. 2007	XXX	XXX	3,690	548	19	(33)	(20)	(16)	(12)	(7)
5. 2008	XXX	XXX	XXX	3,387	183	74	11	(3)	(19)	(11)
6. 2009	XXX	XXX	XXX	XXX	2,498	386	123	75	9	(8)
7. 2010	XXX	XXX	XXX	XXX	XXX	3,930	955	385	68	41
8. 2011	XXX	XXX	XXX	XXX	XXX	XXX	6,509	1,366	379	191
9. 2012	XXX	XXX	XXX	XXX	XXX	XXX	XXX	5,301	826	315
10. 2013	XXX	XXX	XXX	XXX	XXX	XXX	XXX	XXX	5,108	430
11. 2014	XXX	XXX	XXX	XXX	XXX	XXX	XXX	XXX	XXX	5,341

SCHEDULE P - PART 4C - COMMERCIAL AUTO/TRUCK LIABILITY/MEDICAL

1. Prior	0	0	0	0	0	0	0	0	0	0
2. 2005	0	0	0	0	0	0	0	0	0	0
3. 2006	XXX	0	0	0	0	0	0	0	0	0
4. 2007	XXX	XXX	0	0	0	0	0	0	0	0
5. 2008	XXX	XXX	XXX	0	0	0	0	0	0	0
6. 2009	XXX	XXX	XXX	0	0	0	0	0	0	0
7. 2010	XXX	XXX	XXX	XXX	XXX	0	0	0	0	0
8. 2011	XXX	XXX	XXX	XXX	XXX	XXX	0	0	0	0
9. 2012	XXX	XXX	XXX	XXX	XXX	XXX	XXX	0	0	0
10. 2013	XXX	XXX	XXX	XXX	XXX	XXX	XXX	XXX	0	0
11. 2014	XXX	XXX	XXX	XXX	XXX	XXX	XXX	XXX	XXX	0

SCHEDULE P - PART 4D - WORKERS' COMPENSATION
(EXCLUDING EXCESS WORKERS' COMPENSATION)

1. Prior	0	0	0	0	0	0	0	0	0	0
2. 2005	0	0	0	0	0	0	0	0	0	0
3. 2006	XXX	0	0	0	0	0	0	0	0	0
4. 2007	XXX	XXX	0	0	0	0	0	0	0	0
5. 2008	XXX	XXX	XXX	0	0	0	0	0	0	0
6. 2009	XXX	XXX	XXX	0	0	0	0	0	0	0
7. 2010	XXX	XXX	XXX	XXX	XXX	0	0	0	0	0
8. 2011	XXX	XXX	XXX	XXX	XXX	XXX	0	0	0	0
9. 2012	XXX	XXX	XXX	XXX	XXX	XXX	XXX	0	0	0
10. 2013	XXX	XXX	XXX	XXX	XXX	XXX	XXX	XXX	0	0
11. 2014	XXX	XXX	XXX	XXX	XXX	XXX	XXX	XXX	XXX	0

SCHEDULE P - PART 4E - COMMERCIAL MULTIPLE PERIL

1. Prior	0	0	0	0	0	0	0	0	0	0
2. 2005	0	0	0	0	0	0	0	0	0	0
3. 2006	XXX	0	0	0	0	0	0	0	0	0
4. 2007	XXX	XXX	0	0	0	0	0	0	0	0
5. 2008	XXX	XXX	XXX	0	0	0	0	0	0	0
6. 2009	XXX	XXX	XXX	0	0	0	0	0	0	0
7. 2010	XXX	XXX	XXX	XXX	XXX	0	0	0	0	0
8. 2011	XXX	XXX	XXX	XXX	XXX	XXX	0	0	0	0
9. 2012	XXX	XXX	XXX	XXX	XXX	XXX	XXX	0	0	0
10. 2013	XXX	XXX	XXX	XXX	XXX	XXX	XXX	XXX	0	0
11. 2014	XXX	XXX	XXX	XXX	XXX	XXX	XXX	XXX	XXX	0

SCHEDULE P - PART 4F - SECTION 1 - MEDICAL
PROFESSIONAL LIABILITY - OCCURRENCE

Years in Which Losses Were Incurred	BULK AND IBNR RESERVES ON NET LOSSES AND DEFENSE AND COST CONTAINMENT EXPENSES REPORTED AT YEAR END (\$000 OMITTED)									
	1	2	3	4	5	6	7	8	9	10
	2005	2006	2007	2008	2009	2010	2011	2012	2013	2014
1. Prior	0	0	0	0	0	0	0	0	0	0
2. 2005	0	0	0	0	0	0	0	0	0	0
3. 2006	XXX	0	0	0	0	0	0	0	0	0
4. 2007	XXX	XXX	0	0	0	0	0	0	0	0
5. 2008	XXX	XXX	XXX	0	0	0	0	0	0	0
6. 2009	XXX	XXX	XXX	XXX	0	0	0	0	0	0
7. 2010	XXX	XXX	XXX	XXX	XXX	0	0	0	0	0
8. 2011	XXX	XXX	XXX	XXX	XXX	XXX	0	0	0	0
9. 2012	XXX	XXX	XXX	XXX	XXX	XXX	XXX	0	0	0
10. 2013	XXX	XXX	XXX	XXX	XXX	XXX	XXX	XXX	0	0
11. 2014	XXX	XXX	XXX	XXX	XXX	XXX	XXX	XXX	XXX	0

SCHEDULE P - PART 4F - SECTION 2 – MEDICAL
PROFESSIONAL LIABILITY - CLAIMS-MADE

1. Prior	0	0	0	0	0	0	0	0	0	0
2. 2005	0	0	0	0	0	0	0	0	0	0
3. 2006	XXX	0	0	0	0	0	0	0	0	0
4. 2007	XXX	XXX	0	0	0	0	0	0	0	0
5. 2008	XXX	XXX	XXX	0	0	0	0	0	0	0
6. 2009	XXX	XXX	XXX	XXX	0	0	0	0	0	0
7. 2010	XXX	XXX	XXX	XXX	XXX	0	0	0	0	0
8. 2011	XXX	XXX	XXX	XXX	XXX	XXX	0	0	0	0
9. 2012	XXX	XXX	XXX	XXX	XXX	XXX	XXX	0	0	0
10. 2013	XXX	XXX	XXX	XXX	XXX	XXX	XXX	XXX	0	0
11. 2014	XXX	XXX	XXX	XXX	XXX	XXX	XXX	XXX	XXX	0

SCHEDULE P - PART 4G - SPECIAL LIABILITY
(OCEAN MARINE, AIRCRAFT (ALL PERILS), BOILER AND MACHINERY)

1. Prior	0	0	0	0	0	0	0	0	0	0
2. 2005	0	0	0	0	0	0	0	0	0	0
3. 2006	XXX	0	0	0	0	0	0	0	0	0
4. 2007	XXX	XXX	0	0	0	0	0	0	0	0
5. 2008	XXX	XXX	XXX	0	0	0	0	0	0	0
6. 2009	XXX	XXX	XXX	XXX	0	0	0	0	0	0
7. 2010	XXX	XXX	XXX	XXX	XXX	0	0	0	0	0
8. 2011	XXX	XXX	XXX	XXX	XXX	XXX	0	0	0	0
9. 2012	XXX	XXX	XXX	XXX	XXX	XXX	XXX	0	0	0
10. 2013	XXX	XXX	XXX	XXX	XXX	XXX	XXX	XXX	0	0
11. 2014	XXX	XXX	XXX	XXX	XXX	XXX	XXX	XXX	XXX	0

SCHEDULE P - PART 4H - SECTION 1 - OTHER LIABILITY - OCCURRENCE

1. Prior	0	0	0	0	0	0	0	0	0	0
2. 2005	0	0	0	0	0	0	0	0	0	0
3. 2006	XXX	0	0	0	0	0	0	0	0	0
4. 2007	XXX	XXX	0	0	0	0	0	0	0	0
5. 2008	XXX	XXX	XXX	0	0	0	0	0	0	0
6. 2009	XXX	XXX	XXX	XXX	0	0	0	0	0	0
7. 2010	XXX	XXX	XXX	XXX	XXX	0	0	0	0	0
8. 2011	XXX	XXX	XXX	XXX	XXX	XXX	0	0	0	0
9. 2012	XXX	XXX	XXX	XXX	XXX	XXX	XXX	0	0	0
10. 2013	XXX	XXX	XXX	XXX	XXX	XXX	XXX	XXX	0	0
11. 2014	XXX	XXX	XXX	XXX	XXX	XXX	XXX	XXX	XXX	0

SCHEDULE P - PART 4H - SECTION 2 - OTHER LIABILITY - CLAIMS-MADE

1. Prior	0	0	0	0	0	0	0	0	0	0
2. 2005	0	0	0	0	0	0	0	0	0	0
3. 2006	XXX	0	0	0	0	0	0	0	0	0
4. 2007	XXX	XXX	0	0	0	0	0	0	0	0
5. 2008	XXX	XXX	XXX	0	0	0	0	0	0	0
6. 2009	XXX	XXX	XXX	XXX	0	0	0	0	0	0
7. 2010	XXX	XXX	XXX	XXX	XXX	0	0	0	0	0
8. 2011	XXX	XXX	XXX	XXX	XXX	XXX	0	0	0	0
9. 2012	XXX	XXX	XXX	XXX	XXX	XXX	XXX	0	0	0
10. 2013	XXX	XXX	XXX	XXX	XXX	XXX	XXX	XXX	0	0
11. 2014	XXX	XXX	XXX	XXX	XXX	XXX	XXX	XXX	XXX	0

SCHEDULE P - PART 4I - SPECIAL PROPERTY
(FIRE, ALLIED LINES, INLAND MARINE, EARTHQUAKE, BURGLARY AND THEFT)

Years in Which Losses Were Incurred	BULK AND IBNR RESERVES ON NET LOSSES AND DEFENSE AND COST CONTAINMENT EXPENSES REPORTED AT YEAR END (\$000 OMITTED)									
	1	2	3	4	5	6	7	8	9	10
	2005	2006	2007	2008	2009	2010	2011	2012	2013	2014
1. Prior	XXX	XXX	XXX	XXX	XXX	XXX	XXX	0	0	0
2. 2013	XXX	XXX	XXX	XXX	XXX	XXX	XXX	XXX	0	0
3. 2014	XXX	XXX	XXX	XXX	XXX	XXX	XXX	XXX	XXX	0

SCHEDULE P - PART 4J - AUTO PHYSICAL DAMAGE

1. Prior	XXX	XXX	XXX	XXX	XXX	XXX	XXX	(438)	(113)	(66)
2. 2013	XXX	XXX	XXX	XXX	XXX	XXX	XXX	XXX	(263)	(20)
3. 2014	XXX	XXX	XXX	XXX	XXX	XXX	XXX	XXX	XXX	(319)

SCHEDULE P - PART 4K - FIDELITY/SURETY

1. Prior	XXX	XXX	XXX	XXX	XXX	XXX	XXX	0	0	0
2. 2013	XXX	XXX	XXX	XXX	XXX	XXX	XXX	XXX	0	0
3. 2014	XXX	XXX	XXX	XXX	XXX	XXX	XXX	XXX	XXX	0

SCHEDULE P - PART 4L - OTHER (INCLUDING CREDIT, ACCIDENT AND HEALTH)

1. Prior	XXX	XXX	XXX	XXX	XXX	XXX	XXX	0	0	0
2. 2013	XXX	XXX	XXX	XXX	XXX	XXX	XXX	XXX	0	0
3. 2014	XXX	XXX	XXX	XXX	XXX	XXX	XXX	XXX	XXX	0

SCHEDULE P - PART 4M - INTERNATIONAL

1. Prior	0	0	0	0	0	0	0	0	0	0
2. 2005	0	0	0	0	0	0	0	0	0	0
3. 2006	XXX	0	0	0	0	0	0	0	0	0
4. 2007	XXX	XXX	0	0	0	0	0	0	0	0
5. 2008	XXX	XXX	XXX	0	0	0	0	0	0	0
6. 2009	XXX	XXX	XXX	XXX	0	0	0	0	0	0
7. 2010	XXX	XXX	XXX	XXX	XXX	0	0	0	0	0
8. 2011	XXX	XXX	XXX	XXX	XXX	XXX	0	0	0	0
9. 2012	XXX	XXX	XXX	XXX	XXX	XXX	XXX	0	0	0
10. 2013	XXX	XXX	XXX	XXX	XXX	XXX	XXX	XXX	0	0
11. 2014	XXX	XXX	XXX	XXX	XXX	XXX	XXX	XXX	XXX	0

Schedule P - Part 4N

NONE

Schedule P - Part 4O

NONE

Schedule P - Part 4P

NONE

Schedule P - Part 4R - Prod Liab Occur

NONE

Schedule P - Part 4R - Prod Liab Claims

NONE

Schedule P - Part 4S

NONE

Schedule P - Part 4T - Warranty

NONE

Schedule P - Part 5A- SN1

NONE

Schedule P - Part 5A- SN2

NONE

Schedule P - Part 5A- SN3

NONE

SCHEDULE P - PART 5B - PRIVATE PASSENGER AUTO
LIABILITY/MEDICAL

SECTION 1

Years in Which Premiums Were Earned and Losses Were Incurred	CUMULATIVE NUMBER OF CLAIMS CLOSED WITH LOSS PAYMENT DIRECT AND ASSUMED AT YEAR END									
	1	2	3	4	5	6	7	8	9	10
	2005	2006	2007	2008	2009	2010	2011	2012	2013	2014
1. Prior	1,414	231	71	21	6	(3,501)	0	0	0	0
2. 2005	3,839	4,937	5,086	5,132	5,142	4,216	4,216	4,216	4,216	4,216
3. 2006	XXX	3,872	5,010	5,157	5,194	4,265	4,266	4,267	4,268	4,269
4. 2007	XXX	XXX	3,997	5,325	5,481	4,521	4,531	4,535	4,536	4,537
5. 2008	XXX	XXX	XXX	4,165	5,301	4,467	4,492	4,500	4,502	4,503
6. 2009	XXX	XXX	XXX	XXX	4,456	4,637	4,743	4,776	4,789	4,793
7. 2010	XXX	XXX	XXX	XXX	XXX	4,661	5,822	5,984	6,030	6,047
8. 2011	XXX	XXX	XXX	XXX	XXX	XXX	5,013	6,267	6,463	6,514
9. 2012	XXX	XXX	XXX	XXX	XXX	XXX	XXX	4,572	5,880	6,061
10. 2013	XXX	XXX	XXX	XXX	XXX	XXX	XXX	XXX	4,904	6,374
11. 2014	XXX	XXX	XXX	XXX	XXX	XXX	XXX	XXX	XXX	4,834

SECTION 2

Years in Which Premiums Were Earned and Losses Were Incurred	NUMBER OF CLAIMS OUTSTANDING DIRECT AND ASSUMED AT YEAR END									
	1	2	3	4	5	6	7	8	9	10
	2005	2006	2007	2008	2009	2010	2011	2012	2013	2014
1. Prior	286	113	36	10	3	2	0	1	1	0
2. 2005	1,203	204	60	16	4	0	1	0	0	0
3. 2006	XXX	1,214	192	53	16	3	2	1	0	0
4. 2007	XXX	XXX	1,411	200	54	16	6	2	1	0
5. 2008	XXX	XXX	XXX	1,195	179	35	11	3	2	3
6. 2009	XXX	XXX	XXX	XXX	1,203	144	46	18	5	2
7. 2010	XXX	XXX	XXX	XXX	XXX	1,170	214	67	24	10
8. 2011	XXX	XXX	XXX	XXX	XXX	XXX	1,330	244	71	26
9. 2012	XXX	XXX	XXX	XXX	XXX	XXX	XXX	1,427	233	65
10. 2013	XXX	XXX	XXX	XXX	XXX	XXX	XXX	XXX	1,627	264
11. 2014	XXX	XXX	XXX	XXX	XXX	XXX	XXX	XXX	XXX	1,489

SECTION 3

Years in Which Premiums Were Earned and Losses Were Incurred	CUMULATIVE NUMBER OF CLAIMS REPORTED DIRECT AND ASSUMED AT YEAR END									
	1	2	3	4	5	6	7	8	9	10
	2005	2006	2007	2008	2009	2010	2011	2012	2013	2014
1. Prior	597	93	8	1	1	(4,023)	(1)	1	0	0
2. 2005	6,723	7,032	7,050	7,055	7,056	5,782	5,782	5,782	5,782	5,782
3. 2006	XXX	6,684	7,015	7,028	7,031	5,762	5,762	5,762	5,762	5,763
4. 2007	XXX	XXX	7,223	7,600	7,621	6,249	6,250	6,250	6,250	6,250
5. 2008	XXX	XXX	XXX	7,060	7,382	6,065	6,068	6,068	6,069	6,072
6. 2009	XXX	XXX	XXX	XXX	7,300	6,271	6,284	6,290	6,292	6,293
7. 2010	XXX	XXX	XXX	XXX	XXX	7,552	7,911	7,931	7,936	7,940
8. 2011	XXX	XXX	XXX	XXX	XXX	XXX	8,228	8,573	8,600	8,608
9. 2012	XXX	XXX	XXX	XXX	XXX	XXX	XXX	7,803	8,175	8,197
10. 2013	XXX	XXX	XXX	XXX	XXX	XXX	XXX	XXX	8,475	8,876
11. 2014	XXX	XXX	XXX	XXX	XXX	XXX	XXX	XXX	XXX	8,530

Schedule P - Part 5C- SN1

NONE

Schedule P - Part 5C- SN2

NONE

Schedule P - Part 5C- SN3

NONE

Schedule P - Part 5D- SN1

NONE

Schedule P - Part 5D- SN2

NONE

Schedule P - Part 5D- SN3

NONE

Schedule P - Part 5E- SN1

NONE

Schedule P - Part 5E- SN2

NONE

Schedule P - Part 5E- SN3

NONE

Schedule P - Part 5F- SN1A

NONE

Schedule P - Part 5F- SN2A

NONE

Schedule P - Part 5F- SN3A

NONE

Schedule P - Part 5F- SN1B

NONE

Schedule P - Part 5F- SN2B

NONE

Schedule P - Part 5F- SN3B

NONE

Schedule P - Part 5H- SN1A

NONE

Schedule P - Part 5H- SN2A

NONE

Schedule P - Part 5H- SN3A

NONE

Schedule P - Part 5H- SN1B

NONE

Schedule P - Part 5H- SN2B

NONE

Schedule P - Part 5H- SN3B

NONE

Schedule P - Part 5R- SN1A

NONE

Schedule P - Part 5R- SN2A

NONE

Schedule P - Part 5R- SN3A

NONE

Schedule P - Part 5R- SN1B

NONE

Schedule P - Part 5R- SN2B

NONE

Schedule P - Part 5R- SN3B

NONE

Schedule P - Part 5T- SN1

NONE

Schedule P - Part 5T- SN2

NONE

Schedule P - Part 5T- SN3

NONE

Schedule P - Part 6C - SN1

NONE

Schedule P - Part 6C - SN2

NONE

Schedule P - Part 6D - SN1

NONE

Schedule P - Part 6D - SN2

NONE

Schedule P - Part 6E - SN1

NONE

Schedule P - Part 6E - SN2

NONE

Schedule P - Part 6H - SN1A

NONE

Schedule P - Part 6H - SN2A

NONE

Schedule P - Part 6H - SN1B

NONE

Schedule P - Part 6H - SN2B

NONE

Schedule P - Part 6M - SN1

NONE

Schedule P - Part 6M - SN2

NONE

Schedule P - Part 6N - SN1

NONE

Schedule P - Part 6N - SN2

NONE

Schedule P - Part 6O - SN1

NONE

Schedule P - Part 6O - SN2

NONE

Schedule P - Part 6R - SN1A

NONE

Schedule P - Part 6R - SN2A

NONE

Schedule P - Part 6R - SN1B

NONE

Schedule P - Part 6R - SN2B

NONE

SCHEDULE P - PART 7A - PRIMARY LOSS SENSITIVE CONTRACTS
(\$000 OMITTED)

SECTION 1

	1	2	3	4	5	6
	Total Net Losses and Expenses Unpaid	Net Losses and Expenses Unpaid on Loss Sensitive Contracts	Loss Sensitive as Percentage of Total	Total Net Premiums Written	Net Premiums Written on Loss Sensitive Contracts	Loss Sensitive as Percentage of Total
Schedule P - Part 1						
1. Homeowners/Farmowners	0		0.0	0		0.0
2. Private Passenger Auto Liability/Medical	26,213		0.0	60,946		0.0
3. Commercial Auto/Truck Liability/Medical	0		0.0	0		0.0
4. Workers' Compensation	0		0.0	0		0.0
5. Commercial Multiple Peril	0		0.0	0		0.0
6. Medical Professional Liability-Occurrence	0		0.0	0		0.0
7. Medical Professional Liability -Claims- Made	0		0.0	0		0.0
8. Special Liability	0		0.0	0		0.0
9. Other Liability-Occurrence	0		0.0	0		0.0
10. Other Liability-Claims-Made	0		0.0	0		0.0
11. Special Property	0		0.0	0		0.0
12. Auto Physical Damage	902		0.0	19,348		0.0
13. Fidelity/Surety	0		0.0	0		0.0
14. Other	0		0.0	0		0.0
15. International	0		0.0	0		0.0
16. Reinsurance-Nonproportional Assumed Property	XXX	XXX	XXX	XXX	XXX	XXX
17. Reinsurance-Nonproportional Assumed Liability	XXX	XXX	XXX	XXX	XXX	XXX
18. Reinsurance-Nonproportional Assumed Financial Lines	XXX	XXX	XXX	XXX	XXX	XXX
19. Products Liability-Occurrence	0		0.0	0		0.0
20. Products Liability-Claims-Made	0		0.0	0		0.0
21. Financial Guaranty/Mortgage Guaranty	0		0.0	0		0.0
22. Warranty	0		0.0	0		0.0
23. Totals	27,114	0	0.0	80,294	0	0.0

SECTION 2

Years in Which Policies Were Issued	INCURRED LOSSES AND DEFENSE AND COST CONTAINMENT EXPENSES REPORTED AT YEAR END (\$000 OMITTED)									
	1	2	3	4	5	6	7	8	9	10
	2005	2006	2007	2008	2009	2010	2011	2012	2013	2014
1. Prior	0	0	0	0	0	0	0	0	0	0
2. 2005	0	0	0	0	0	0	0	0	0	0
3. 2006	XXX	0	0	0	0	0	0	0	0	0
4. 2007	XXX	XXX	0	0	0	0	0	0	0	0
5. 2008	XXX	XXX	XXX	0	0	0	0	0	0	0
6. 2009	XXX	XXX	XXX	XXX	0	0	0	0	0	0
7. 2010	XXX	XXX	XXX	XXX	XXX	0	0	0	0	0
8. 2011	XXX	XXX	XXX	XXX	XXX	XXX	0	0	0	0
9. 2012	XXX	XXX	XXX	XXX	XXX	XXX	XXX	0	0	0
10. 2013	XXX	XXX	XXX	XXX	XXX	XXX	XXX	XXX	0	0
11. 2014	XXX	XXX	XXX	XXX	XXX	XXX	XXX	XXX	XXX	0

SECTION 3

Years in Which Policies Were Issued	BULK AND INCURRED BUT NOT REPORTED RESERVES FOR LOSSES AND DEFENSE AND COST CONTAINMENT EXPENSES AT YEAR END (\$000 OMITTED)									
	1	2	3	4	5	6	7	8	9	10
	2005	2006	2007	2008	2009	2010	2011	2012	2013	2014
1. Prior	0	0	0	0	0	0	0	0	0	0
2. 2005	0	0	0	0	0	0	0	0	0	0
3. 2006	XXX	0	0	0	0	0	0	0	0	0
4. 2007	XXX	XXX	0	0	0	0	0	0	0	0
5. 2008	XXX	XXX	XXX	0	0	0	0	0	0	0
6. 2009	XXX	XXX	XXX	XXX	0	0	0	0	0	0
7. 2010	XXX	XXX	XXX	XXX	XXX	0	0	0	0	0
8. 2011	XXX	XXX	XXX	XXX	XXX	XXX	0	0	0	0
9. 2012	XXX	XXX	XXX	XXX	XXX	XXX	XXX	0	0	0
10. 2013	XXX	XXX	XXX	XXX	XXX	XXX	XXX	XXX	0	0
11. 2014	XXX	XXX	XXX	XXX	XXX	XXX	XXX	XXX	XXX	0

SCHEDULE P - PART 7A - PRIMARY LOSS SENSITIVE CONTRACTS
(continued)

SECTION 4

Years in Which Policies Were Issued	NET EARNED PREMIUMS REPORTED AT YEAR END (\$000 OMITTED)									
	1 2005	2 2006	3 2007	4 2008	5 2009	6 2010	7 2011	8 2012	9 2013	10 2014
1. Prior	0	0	0	0	0	0	0	0	0	0
2. 2005	0	0	0	0	0	0	0	0	0	0
3. 2006	XXX	0	0	0	0	0	0	0	0	0
4. 2007	XXX	XXX	0	0	0	0	0	0	0	0
5. 2008	XXX	XXX	XXX	0	0	0	0	0	0	0
6. 2009	XXX	XXX	XXX	XXX	0	0	0	0	0	0
7. 2010	XXX	XXX	XXX	XXX	XXX	0	0	0	0	0
8. 2011	XXX	XXX	XXX	XXX	XXX	XXX	0	0	0	0
9. 2012	XXX	XXX	XXX	XXX	XXX	XXX	XXX	0	0	0
10. 2013	XXX	XXX	XXX	XXX	XXX	XXX	XXX	XXX	0	0
11. 2014	XXX	XXX	XXX	XXX	XXX	XXX	XXX	XXX	XXX	0

SECTION 5

Years in Which Policies Were Issued	NET RESERVE FOR PREMIUM ADJUSTMENTS AND ACCRUED RETROSPECTIVE PREMIUMS AT YEAR END (\$000 OMITTED)									
	1 2005	2 2006	3 2007	4 2008	5 2009	6 2010	7 2011	8 2012	9 2013	10 2014
1. Prior	0	0	0	0	0	0	0	0	0	0
2. 2005	0	0	0	0	0	0	0	0	0	0
3. 2006	XXX	0	0	0	0	0	0	0	0	0
4. 2007	XXX	XXX	0	0	0	0	0	0	0	0
5. 2008	XXX	XXX	XXX	0	0	0	0	0	0	0
6. 2009	XXX	XXX	XXX	XXX	0	0	0	0	0	0
7. 2010	XXX	XXX	XXX	XXX	XXX	0	0	0	0	0
8. 2011	XXX	XXX	XXX	XXX	XXX	XXX	0	0	0	0
9. 2012	XXX	XXX	XXX	XXX	XXX	XXX	XXX	0	0	0
10. 2013	XXX	XXX	XXX	XXX	XXX	XXX	XXX	XXX	0	0
11. 2014	XXX	XXX	XXX	XXX	XXX	XXX	XXX	XXX	XXX	0

SCHEDULE P - PART 7B - REINSURANCE LOSS SENSITIVE CONTRACTS (\$000 OMITTED)

SECTION 1

	1	2	3	4	5	6
	Total Net Losses and Expenses Unpaid	Net Losses and Expenses Unpaid on Loss Sensitive Contracts	Loss Sensitive as Percentage of Total	Total Net Premiums Written	Net Premiums Written on Loss Sensitive Contracts	Loss Sensitive as Percentage of Total
Schedule P - Part 1						
1. Homeowners/Farmowners	0		0.0	0		0.0
2. Private Passenger Auto Liability/Medical	26,213		0.0	60,946		0.0
3. Commercial Auto/Truck Liability/Medical.....	0		0.0	0		0.0
4. Workers' Compensation	0		0.0	0		0.0
5. Commercial Multiple Peril	0		0.0	0		0.0
6. Medical Professional Liability-Occurrence	0		0.0	0		0.0
7. Medical Professional Liability -Claims-Made	0		0.0	0		0.0
8. Special Liability	0		0.0	0		0.0
9. Other Liability-Occurrence	0		0.0	0		0.0
10. Other Liability-Claims-made	0		0.0	0		0.0
11. Special Property	0		0.0	0		0.0
12. Auto Physical Damage	902		0.0	19,348		0.0
13. Fidelity/Surety	0		0.0	0		0.0
14. Other	0		0.0	0		0.0
15. International	0		0.0	0		0.0
16. Reinsurance-Nonproportional Assumed Property	0		0.0	0		0.0
17. Reinsurance-Nonproportional Assumed Liability	0		0.0	0		0.0
18. Reinsurance-Nonproportional Assumed Financial Lines	0		0.0	0		0.0
19. Products Liability-Occurrence	0		0.0	0		0.0
20. Products Liability-Claims-Made	0		0.0	0		0.0
21. Financial Guaranty/Mortgage Guaranty	0		0.0	0		0.0
22. Warranty	0		0.0	0		0.0
23. Totals	27,114	0	0.0	80,294	0	0.0

SECTION 2

Years in Which Policies Were Issued	INCURRED LOSSES AND DEFENSE AND COST CONTAINMENT EXPENSES REPORTED AT YEAR END (\$000 OMITTED)									
	1	2	3	4	5	6	7	8	9	10
	2005	2006	2007	2008	2009	2010	2011	2012	2013	2014
1. Prior	0	0	0	0	0	0	0	0	0	0
2. 2005	0	0		0	0	0	0	0	0	0
3. 2006	XXX	0	0	0	0	0	0	0	0	0
4. 2007	XXX	XXX	0	0	0	0	0	0	0	0
5. 2008	XXX	XXX	XXX	0	0	0	0	0	0	0
6. 2009	XXX	XXX	XXX	XXX	0	0	0	0	0	0
7. 2010	XXX	XXX	XXX	XXX	XXX	0	0	0	0	0
8. 2011	XXX	XXX	XXX	XXX	XXX	XXX	0	0	0	0
9. 2012	XXX	XXX	XXX	XXX	XXX	XXX	XXX	0	0	0
10. 2013	XXX	XXX	XXX	XXX	XXX	XXX	XXX	XXX	0	0
11. 2014	XXX	XXX	XXX	XXX	XXX	XXX	XXX	XXX	XXX	0

SECTION 3

Years in Which Policies Were Issued	BULK AND INCURRED BUT NOT REPORTED RESERVES FOR LOSSES AND DEFENSE AND COST CONTAINMENT EXPENSES AT YEAR END (\$000 OMITTED)									
	1	2	3	4	5	6	7	8	9	10
	2005	2006	2007	2008	2009	2010	2011	2012	2013	2014
1. Prior	0	0	0	0	0	0	0	0	0	0
2. 2005	0	0	0	0	0	0	0	0	0	0
3. 2006	XXX	0	0	0	0	0	0	0	0	0
4. 2007	XXX	XXX	0	0	0	0	0	0	0	0
5. 2008	XXX	XXX	XXX	0	0	0	0	0	0	0
6. 2009	XXX	XXX	XXX	XXX	0	0	0	0	0	0
7. 2010	XXX	XXX	XXX	XXX	XXX	0	0	0	0	0
8. 2011	XXX	XXX	XXX	XXX	XXX	XXX	0	0	0	0
9. 2012	XXX	XXX	XXX	XXX	XXX	XXX	XXX	0	0	0
10. 2013	XXX	XXX	XXX	XXX	XXX	XXX	XXX	XXX	0	0
11. 2014	XXX	XXX	XXX	XXX	XXX	XXX	XXX	XXX	XXX	0

SCHEDULE P - PART 7B - REINSURANCE LOSS SENSITIVE CONTRACTS
(continued)

SECTION 4

Years in Which Policies Were Issued	NET EARNED PREMIUMS REPORTED AT YEAR END (\$000 OMITTED)									
	1	2	3	4	5	6	7	8	9	10
	2005	2006	2007	2008	2009	2010	2011	2012	2013	2014
1. Prior	0	0	0	0	0	0	0	0	0	0
2. 2005	0	0	0	0	0	0	0	0	0	0
3. 2006	XXX	0	0	0	0	0	0	0	0	0
4. 2007	XXX	XXX	0	0	0	0	0	0	0	0
5. 2008	XXX	XXX	XXX	0	0	0	0	0	0	0
6. 2009	XXX	XXX	XXX	XXX	0	0	0	0	0	0
7. 2010	XXX	XXX	XXX	XXX	XXX	0	0	0	0	0
8. 2011	XXX	XXX	XXX	XXX	XXX	XXX	0	0	0	0
9. 2012	XXX	XXX	XXX	XXX	XXX	XXX	XXX	0	0	0
10. 2013	XXX	XXX	XXX	XXX	XXX	XXX	XXX	XXX	0	0
11. 2014	XXX	XXX	XXX	XXX	XXX	XXX	XXX	XXX	XXX	0

SECTION 5

Years in Which Policies Were Issued	NET RESERVE FOR PREMIUM ADJUSTMENTS AND ACCRUED RETROSPECTIVE PREMIUMS AT YEAR END (\$000 OMITTED)									
	1	2	3	4	5	6	7	8	9	10
	2005	2006	2007	2008	2009	2010	2011	2012	2013	2014
1. Prior	0	0	0	0	0	0	0	0	0	0
2. 2005	0	0	0	0	0	0	0	0	0	0
3. 2006	XXX	0	0	0	0	0	0	0	0	0
4. 2007	XXX	XXX	0	0	0	0	0	0	0	0
5. 2008	XXX	XXX	XXX	0	0	0	0	0	0	0
6. 2009	XXX	XXX	XXX	XXX	0	0	0	0	0	0
7. 2010	XXX	XXX	XXX	XXX	XXX	0	0	0	0	0
8. 2011	XXX	XXX	XXX	XXX	XXX	XXX	0	0	0	0
9. 2012	XXX	XXX	XXX	XXX	XXX	XXX	XXX	0	0	0
10. 2013	XXX	XXX	XXX	XXX	XXX	XXX	XXX	XXX	0	0
11. 2014	XXX	XXX	XXX	XXX	XXX	XXX	XXX	XXX	XXX	0

SECTION 6

Years in Which Policies Were Issued	INCURRED ADJUSTABLE COMMISSIONS REPORTED AT YEAR END (\$000 OMITTED)									
	1	2	3	4	5	6	7	8	9	10
	2005	2006	2007	2008	2009	2010	2011	2012	2013	2014
1. Prior	0	0	0	0	0	0	0	0	0	0
2. 2005	0	0	0	0	0	0	0	0	0	0
3. 2006	XXX	0	0	0	0	0	0	0	0	0
4. 2007	XXX	XXX	0	0	0	0	0	0	0	0
5. 2008	XXX	XXX	XXX	0	0	0	0	0	0	0
6. 2009	XXX	XXX	XXX	XXX	0	0	0	0	0	0
7. 2010	XXX	XXX	XXX	XXX	XXX	0	0	0	0	0
8. 2011	XXX	XXX	XXX	XXX	XXX	XXX	0	0	0	0
9. 2012	XXX	XXX	XXX	XXX	XXX	XXX	XXX	0	0	0
10. 2013	XXX	XXX	XXX	XXX	XXX	XXX	XXX	XXX	0	0
11. 2014	XXX	XXX	XXX	XXX	XXX	XXX	XXX	XXX	XXX	0

SECTION 7

Years in Which Policies Were Issued	RESERVES FOR COMMISSION ADJUSTMENTS AT YEAR END (\$000 OMITTED)									
	1	2	3	4	5	6	7	8	9	10
	2005	2006	2007	2008	2009	2010	2011	2012	2013	2014
1. Prior	0	0	0	0	0	0	0	0	0	0
2. 2005	0	0	0	0	0	0	0	0	0	0
3. 2006	XXX	0	0	0	0	0	0	0	0	0
4. 2007	XXX	XXX	0	0	0	0	0	0	0	0
5. 2008	XXX	XXX	XXX	0	0	0	0	0	0	0
6. 2009	XXX	XXX	XXX	XXX	0	0	0	0	0	0
7. 2010	XXX	XXX	XXX	XXX	XXX	0	0	0	0	0
8. 2011	XXX	XXX	XXX	XXX	XXX	XXX	0	0	0	0
9. 2012	XXX	XXX	XXX	XXX	XXX	XXX	XXX	0	0	0
10. 2013	XXX	XXX	XXX	XXX	XXX	XXX	XXX	XXX	0	0
11. 2014	XXX	XXX	XXX	XXX	XXX	XXX	XXX	XXX	XXX	0

SCHEDULE P INTERROGATORIES

1.

The following questions relate to yet-to-be-issued Extended Reporting Endorsements (EREs) arising from Death, Disability, or Retirement (DDR) provisions in Medical Professional Liability Claims Made insurance policies. EREs provided for reasons other than DDR are not to be included.
- 1.1

Does the company issue Medical Professional Liability Claims Made insurance policies that provide tail (also known as an extended reporting endorsement, or "ERE") benefits in the event of Death, Disability, or Retirement (DDR) at a reduced charge or at no additional cost?
If the answer to question 1.1 is "no", leave the following questions blank. If the answer to question 1.1 is "yes", please answer the following questions:

Yes [] No [X]
- 1.2

What is the total amount of the reserve for that provision (DDR Reserve), as reported, explicitly or not, elsewhere in this statement (in dollars)?

\$0
- 1.3

Does the company report any DDR reserve as Unearned Premium Reserve per SSAP #65?

Yes [] No [X]
- 1.4

Does the company report any DDR reserve as loss or loss adjustment expense reserve?

Yes [] No [X]
- 1.5

If the company reports DDR reserve as Unearned Premium Reserve, does that amount match the figure on the Underwriting and Investment Exhibit, Part 1A – Recapitulation of all Premiums (Page 7) Column 2, Lines 11.1 plus 11.2?

Yes [] No [] N/A [X]
- 1.6

If the company reports DDR reserve as loss or loss adjustment expense reserve, please complete the following table corresponding to where these reserves are reported in Schedule P:

Years in Which Premiums Were Earned and Losses Were Incurred		DDR Reserve Included in Schedule P, Part 1F, Medical Professional Liability Column 24: Total Net Losses and Expenses Unpaid	
		1 Section 1: Occurrence	2 Section 2: Claims-Made
1.601	Prior00
1.602	200500
1.603	200600
1.604	200700
1.605	200800
1.606	200900
1.607	201000
1.608	201100
1.609	201200
1.610	201300
1.611	201400
1.612	Totals	0	0

2.

The definition of allocated loss adjustment expenses (ALAE) and, therefore, unallocated loss adjustment expenses (ULAE) was changed effective January 1, 1998. This change in definition applies to both paid and unpaid expenses. Are these expenses (now reported as "Defense and Cost Containment" and "Adjusting and Other") reported in compliance with these definitions in this statement?

Yes [X] No []
3.

The Adjusting and Other expense payments and reserves should be allocated to the years in which the losses were incurred based on the number of claims reported, closed and outstanding in those years. When allocating Adjusting and Other expense between companies in a group or a pool, the Adjusting and Other expense should be allocated in the same percentage used for the loss amounts and the claim counts. For reinsurers, Adjusting and Other expense assumed should be reported according to the reinsurance contract. For Adjusting and Other expense incurred by reinsurers, or in those situations where suitable claim count information is not available, Adjusting and Other expense should be allocated by a reasonable method determined by the company and described in Interrogatory 7, below. Are they so reported in this Statement?:

Yes [X] No []
4.

Do any lines in Schedule P include reserves that are reported gross of any discount to present value of future payments, and that are reported net of such discounts on Page 10?

Yes [] No [X]

If yes, proper disclosure must be made in the Notes to Financial Statements, as specified in the Instructions. Also, the discounts must be reported in Schedule P - Part 1, Columns 32 and 33.

Schedule P must be completed gross of non-tabular discounting. Work papers relating to discount calculations must be available for examination upon request.

Discounting is allowed only if expressly permitted by the state insurance department to which this Annual Statement is being filed.
5.

What were the net premiums in force at the end of the year for:
(in thousands of dollars)

5.1 Fidelity

\$0

5.2 Surety

\$0
6.

Claim count information is reported per claim or per claimant. (indicate which).....CLAIMANT
If not the same in all years, explain in Interrogatory 7.
- 7.1

The information provided in Schedule P will be used by many persons to estimate the adequacy of the current loss and expense reserves, among other things. Are there any especially significant events, coverage, retention or accounting changes that have occurred that must be considered when making such analyses?

Yes [] No [X]
- 7.2

An extended statement may be attached.
N/A.....

SCHEDULE T – PART 2
INTERSTATE COMPACT – EXHIBIT OF PREMIUMS WRITTEN

Allocated By States and Territories

States, Etc.		Direct Business Only					
		1	2	3	4	5	6
		Life (Group and Individual)	Annuities (Group and Individual)	Disability Income (Group and Individual)	Long-Term Care (Group and Individual)	Deposit-Type Contracts	Totals
1. Alabama	AL						0
2. Alaska	AK						0
3. Arizona	AZ						0
4. Arkansas	AR						0
5. California	CA						0
6. Colorado	CO						0
7. Connecticut	CT						0
8. Delaware	DE						0
9. District of Columbia	DC						0
10. Florida	FL						0
11. Georgia	GA						0
12. Hawaii	HI						0
13. Idaho	ID						0
14. Illinois	IL						0
15. Indiana	IN						0
16. Iowa	IA						0
17. Kansas	KS						0
18. Kentucky	KY						0
19. Louisiana	LA						0
20. Maine	ME						0
21. Maryland	MD						0
22. Massachusetts	MA						0
23. Michigan	MI						0
24. Minnesota	MN						0
25. Mississippi	MS						0
26. Missouri	MO						0
27. Montana	MT						0
28. Nebraska	NE						0
29. Nevada	NV						0
30. New Hampshire	NH						0
31. New Jersey	NJ						0
32. New Mexico	NM						0
33. New York	NY						0
34. North Carolina	NC						0
35. North Dakota	ND						0
36. Ohio	OH						0
37. Oklahoma	OK						0
38. Oregon	OR						0
39. Pennsylvania	PA						0
40. Rhode Island	RI						0
41. South Carolina	SC						0
42. South Dakota	SD						0
43. Tennessee	TN						0
44. Texas	TX						0
45. Utah	UT						0
46. Vermont	VT						0
47. Virginia	VA						0
48. Washington	WA						0
49. West Virginia	WV						0
50. Wisconsin	WI						0
51. Wyoming	WY						0
52. American Samoa	AS						0
53. Guam	GU						0
54. Puerto Rico	PR						0
55. US Virgin Islands	VI						0
56. Northern Mariana Islands	MP						0
57. Canada	CAN						0
58. Aggregate Other Alien	OT						0
59. Totals		0	0	0	0	0	0

NONE

ANNUAL STATEMENT FOR THE YEAR 2014 OF THE Permanent General Assurance Corporation of Ohio

SCHEDULE Y
PART 1A – DETAIL OF INSURANCE HOLDING COMPANY SYSTEM

1	2	3	4	5	6	7	8	9	10	11	12	13	14	15
Group Code	Group Name	NAIC Company Code	ID Number	Federal RSSD	CIK	Name of Securities Exchange if Publicly Traded (U.S. or International)	Names of Parent, Subsidiaries or Affiliates	Domiciliary Location	Relationship to Reporting Entity	Directly Controlled by (Name of Entity/Person)	Type of Control (Ownership, Board, Management, Attorney-in-Fact, Influence, Other)	If Control is Ownership Provide Percentage	Ultimate Controlling Entity(ies)/ Person(s)	*
00473	American Family Insurance Group	19275	39-0273710				American Family Mutual Insurance Company	WI		American Family Mutual Insurance Company - Board of Directors	Board of Directors	0.0	American Family Mutual Insurance Company - Board of Directors	0
		00000	39-1508124				American Family Brokerage, Inc.	WI	DS	American Family Mutual Insurance Company	Ownership	100.0	American Family Mutual Insurance Company	0
		00000	39-1391393				AMFAM, Inc.	WI	DS	American Family Mutual Insurance Company	Ownership	100.0	American Family Mutual Insurance Company	0
00473	American Family Insurance Group	19283	39-6040366				American Standard Insurance Co. of WI	WI	IA	AMFAM, Inc.	Ownership	100.0	American Family Mutual Insurance Company	0
00473	American Family Insurance Group	10386	39-1835307				American Family Insurance Company	OH	IA	AMFAM, Inc.	Ownership	100.0	American Family Mutual Insurance Company	0
00473	American Family Insurance Group	10387	39-1835305				American Standard Insurance Co. of OH	OH	IA	AMFAM, Inc.	Ownership	100.0	American Family Mutual Insurance Company	0
00473	American Family Insurance Group	60399	39-6040365				American Family Life Insurance Co.	WI	IA	AMFAM, Inc.	Ownership	100.0	American Family Mutual Insurance Company	0
		00000	39-6040596				American Family Financial Services, Inc.	WI	IA	AMFAM, Inc.	Ownership	100.0	American Family Mutual Insurance Company	0
		00000	36-4681910				New Ventures, LLC	WI	NIA	AMFAM, Inc.	Ownership	99.0	American Family Mutual Insurance Company	0
		00000	36-4681910				New Ventures, LLC	WI	NIA	American Family Life Insurance Co.	Ownership	1.0	American Family Mutual Insurance Company	0
00473	American Family Insurance Group	27138	36-2705935				Midvale Indemnity Company	IL	IA	AMFAM, Inc.	Ownership	100.0	American Family Mutual Insurance Company	0
		00000	86-1101013				PGC Holdings Corporation	DE	NIA	AMFAM, Inc.	Ownership	100.0	American Family Mutual Insurance Company	0
		00000	42-6653388				PGC Holdings Statutory Trust 1	DE	NIA	PGC Holdings Corporation	Ownership	100.0	American Family Mutual Insurance Company	0
		00000	20-1980130				PGC Holdings Statutory Trust 2	DE	NIA	PGC Holdings Corporation	Ownership	100.0	American Family Mutual Insurance Company	0
00473	American Family Insurance Group	22906	62-1482846				PGAC of Ohio	OH	IA	PGC Holdings Corporation	Ownership	100.0	American Family Mutual Insurance Company	0

ANNUAL STATEMENT FOR THE YEAR 2014 OF THE Permanent General Assurance Corporation of Ohio

SCHEDULE Y
PART 1A – DETAIL OF INSURANCE HOLDING COMPANY SYSTEM

1	2	3	4	5	6	7	8	9	10	11	12	13	14	15
Group Code	Group Name	NAIC Company Code	ID Number	Federal RSSD	CIK	Name of Securities Exchange if Publicly Traded (U.S. or International)	Names of Parent, Subsidiaries or Affiliates	Domiciliary Location	Relationship to Reporting Entity	Directly Controlled by (Name of Entity/Person)	Type of Control (Ownership, Board, Management, Attorney-in-Fact, Influence, Other)	If Control is Ownership Provide Percentage	Ultimate Controlling Entity(ies)/ Person(s)	*
00473	American Family Insurance Group	37648	13-2960609				Permanent General Assurance Corporation	OH	IA	Permanent General Companies, Inc.	Ownership	100.0	American Family Mutual Insurance Company	0
		00000	62-1336831				Permanent General Companies, Inc.	TN	NIA	PGC Holdings Corporation	Ownership	100.0	American Family Mutual Insurance Company	0
		00000	62-1383711				PGA Service Corporation	TN	NIA	Permanent General Assurance Corporation	Ownership	100.0	American Family Mutual Insurance Company	0
		00000	62-1684228				The General Auto Insurance Services of Ohio, Inc.	OH	NIA	PGA Service Corporation	Ownership	100.0	American Family Mutual Insurance Company	0
		00000	62-1684225				The General Auto Insurances Services of California, Inc.	CA	NIA	PGA Service Corporation	Ownership	100.0	American Family Mutual Insurance Company	0
		00000	62-1758317				The General Auto Insurances Services of Louisiana, Inc.	LA	NIA	PGA Service Corporation	Ownership	100.0	American Family Mutual Insurance Company	0
00473	American Family Insurance Group	13703	26-2465659				The General Automobile Insurance Company, Inc.	OH	IA	PGAC of Ohio	Ownership	100.0	American Family Mutual Insurance Company	0
		00000	62-1820203				The General Auto Insurance Services of Georgia, Inc.	GA	NIA	PGA Service Corporation	Ownership	100.0	American Family Mutual Insurance Company	0
		00000	62-1812273				The General Auto Insurance Services of Texas, Inc.	TX	NIA	PGA Service Corporation	Ownership	100.0	American Family Mutual Insurance Company	0
		00000	46-3538161				The AssureStart Insurance Agency	WI	NIA	American Family Mutual Insurance Company	Ownership	100.0	American Family Mutual Insurance Company	0
		00000	04-3361207				Homesite Group Incorporated	DE	NIA	AMFAM, Inc.	Ownership	100.0	American Family Mutual Insurance Company	0
		00000	04-3441403				Homesite Securities Company LLC	DE	NIA	Homesite Group Incorporated	Ownership	100.0	American Family Mutual Insurance Company	0
00473	Homesite Insurance Group	13927	45-0282873				Homesite Insurance Company of the Midwest	ND	IA	Homesite Securities Company LLC	Ownership	100.0	American Family Mutual Insurance Company	0
00473	Homesite Insurance Group	17221	06-1125462				Homesite Insurance Company	CT	IA	Homesite Securities Company LLC	Ownership	100.0	American Family Mutual Insurance Company	0
00473	Homesite Insurance Group	20419	48-1156645				Homesite Indemnity Company	KS	IA	Homesite Group Incorporated	Ownership	100.0	American Family Mutual Insurance Company	0

ANNUAL STATEMENT FOR THE YEAR 2014 OF THE Permanent General Assurance Corporation of Ohio

SCHEDULE Y
PART 1A – DETAIL OF INSURANCE HOLDING COMPANY SYSTEM

1	2	3	4	5	6	7	8	9	10	11	12	13	14	15
Group Code	Group Name	NAIC Company Code	ID Number	Federal RSSD	CIK	Name of Securities Exchange if Publicly Traded (U.S. or International)	Names of Parent, Subsidiaries or Affiliates	Domiciliary Location	Relationship to Reporting Entity	Directly Controlled by (Name of Entity/Person)	Type of Control (Ownership, Board, Management, Attorney-in-Fact, Influence, Other)	If Control is Ownership Provide Percentage	Ultimate Controlling Entity(ies)/ Person(s)	*
00473.....	Homesite Insurance Group.....	11005.....	68-0426201.....				Homesite Insurance Company of California.....	CA.....	IA.....	Homesite Securities Company LLC.....	Ownership.....	100.0.....	American Family Mutual Insurance Company.....0
00473.....	Homesite Insurance Group.....	10986.....	16-1559926.....				Homesite Insurance Company of New York.....	NY.....	IA.....	Homesite Securities Company LLC.....	Ownership.....	100.0.....	American Family Mutual Insurance Company.....0
00473.....	Homesite Insurance Group.....	10745.....	23-2980263.....				Homesite Insurance Company of Georgia.....	GA.....	IA.....	Homesite Securities Company LLC.....	Ownership.....	100.0.....	American Family Mutual Insurance Company.....0
00473.....	Homesite Insurance Group.....	11016.....	52-2176786.....				Homesite Insurance Company of Illinois.....	IL.....	IA.....	Homesite Securities Company LLC.....	Ownership.....	100.0.....	American Family Mutual Insurance Company.....0
00473.....	Homesite Insurance Group.....	11156.....	04-3489719.....				Homesite Insurance Company of Florida.....	IL.....	IA.....	Homesite Securities Company LLC.....	Ownership.....	100.0.....	American Family Mutual Insurance Company.....0
00473.....	Homesite Insurance Group.....	11237.....	74-2987795.....				Homesite Lloyds's of Texas.....	TX.....	IA.....	Texas-South of Homesite, Inc.....	Attorney-In-Fact.....	0.0.....	American Family Mutual Insurance Company.....0
		00000.....	23-3011415.....				Homesite Insurance Agency, Inc.....	MA.....	NIA.....	Homesite Securities Company LLC.....	Ownership.....	100.0.....	American Family Mutual Insurance Company.....0
		00000.....	04-3506712.....				Texas-South of Homesite, Inc.....	TX.....	NIA.....	Homesite Securities Company LLC.....	Ownership.....	100.0.....	American Family Mutual Insurance Company.....0
		00000.....	56-2488908.....				Shoutlet, Inc.....	DE.....	OTH.....	New Ventures, LLC.....	Influence.....	0.0.....	Shoutlet, Inc.....1
		00000.....	26-1338441.....				Workface Inc.....	DE.....	OTH.....	New Ventures, LLC.....	Influence.....	0.0.....	Workface Inc.....1
		00000.....	36-4681910.....				Zero Locus Inc.....	WI.....	OTH.....	New Ventures, LLC.....	Influence.....	0.0.....	Zero Locus Inc.....1
		00000.....	46-5039052.....				Homesite General Agent, LLC.....	DE.....	NIA.....	Homesite Group Incorporated.....	Ownership.....	100.0.....	American Family Mutual Insurance Company.....0
		00000.....	45-3695870.....				MoveIn, Inc.....	WI.....	OTH.....	New Ventures, LLC.....	Influence.....	0.0.....	MoveIn, Inc.....1
		00000.....	46-1991111.....				Quietyne, Inc.....	WI.....	OTH.....	New Ventures, LLC.....	Influence.....	0.0.....	Quietyne, Inc.....1

Asterisk	Explanation
1	Companies Listed as OTH are Investments Held by New Ventures, LLC where a controlling interest is presumed to exist due to a greater than 10% ownership interest.....

SCHEDULE Y

PART 2 - SUMMARY OF INSURER'S TRANSACTIONS WITH ANY AFFILIATES

1	2	3	4	5	6	7	8	9	10	11	12	13
NAIC Company Code	ID Number	Names of Insurers and Parent, Subsidiaries or Affiliates	Shareholder Dividends	Capital Contributions	Purchases, Sales or Exchanges of Loans, Securities, Real Estate, Mortgage Loans or Other Investments	Income/ (Disbursements) Incurred in Connection with Guarantees or Undertakings for the Benefit of any Affiliate(s)	Management Agreements and Service Contracts	Income/ (Disbursements) Incurred Under Reinsurance Agreements	*	Any Other Material Activity Not in the Ordinary Course of the Insurer's Business	Totals	Reinsurance Recoverable/ (Payable) on Losses and/or Reserve Credit Taken/(Liability)
19275	39-0273710	AMERICAN FAMILY MUTUAL INSURANCE CO.		(29,200,000)	0	0	330,469,700	(9,935,957)			291,333,743	(1,139,034,388)
19283	39-6040366	AMERICAN STANDARD INS. CO OF WISCONSIN		0	0	0	(80,599,270)	54,459,226			(26,140,044)	344,104,616
60399	39-6040365	AMERICAN FAMILY LIFE INSURANCE CO.		81,970	0	0	(124,817,536)	(6,200,887)			(130,936,453)	0
	39-6040596	AMERICAN FAMILY FINANCIAL SERVICES INC.		0	0	0	(101,501)	0			(101,501)	0
	39-1508124	AMERICAN FAMILY BROKERAGE INC.		0	0	0	(7,903,083)	0			(7,903,083)	0
10386	39-1835307	AMERICAN FAMILY INSURANCE COMPANY		0	0	0	(103,012,622)	43,500,969			(59,511,653)	210,592,284
10387	39-1835305	AMERICAN STANDARD INSURANCE CO. OF OHIO		0	0	0	(9,112,570)	4,769,175			(4,343,395)	30,496,488
	39-1391393	AMFAM, INC.	0	(81,970)	0	0	118	0			(81,852)	0
27138	36-2705935	Midvale Indemnity Company	0	29,200,000	0	0	(786,778)	0			28,413,222	0
	46-3538161	The AssureStart Insurance Agency	0	0	0	0	0	0			0	0
	36-4681910	New Ventures LLC	0	0	0	0	0	0			0	0
	86-1101013	PGC Holdings Corporation	1,000,000	0	0	0	(446,340)	0			553,660	0
	42-6653388	PGC Holdings Statutory Trust 1	0	0	0	0	0	0			0	0
	20-1980130	PGC Holdings Statutory Trust 2	0	0	0	0	0	0			0	0
22906	62-1482846	Permanent General Assurance Corp of Ohio	(1,000,000)	(6,000,000)	0	0	16,407,203	0			9,407,203	(681,462)
37648	13-2960609	Permanent General Assurance Corporation	0	0	0	0	24,466,833	0			24,466,833	(308,219)
	62-1336831	Permanent General Companies, Inc.	0	0	0	0	(55,862,002)	0			(55,862,002)	0
	62-1383711	PGA Service Corporation	0	0	0	0	691,488	0			691,488	0
	62-1684228	The Gen Auto Ins. Serv. of Ohio, Inc.	0	0	0	0	(371,959)	0			(371,959)	0
	62-1684225	The General Auto Ins. Services, Inc.	0	6,000,000	0	0	(170,201)	0			5,829,799	0
	62-1758317	The Gen Auto Ins Serv of Louisiana	0	0	0	0	(18,865)	0			(18,865)	0
13703	26-2465659	The Gen Auto Ins Company, Inc.	0	0	0	0	10,656,985	0			10,656,985	989,681
	62-1820203	The Gen Auto Ins Serv of Georgia, In.	0	0	0	0	966,399	0			966,399	0
	62-1812273	The Gen Auto Ins Serv of Texas, Inc.	0	0	0	0	0	0			0	0
	04-3361207	Homesite Group Incorporated	0	0	0	0	114,737,841	0			114,737,841	0
	04-3441403	Homesite Securities Company LLC	0	0	0	0	0	0			0	0
13927	45-0282873	Homesite Ins Comp of the Midwest	0	0	0	0	(28,344,720)	7,936,615			(20,408,105)	175,667,000
17221	06-1125462	Homesite Insurance Company	0	0	0	0	(45,435,949)	(36,746,334)			(82,182,283)	201,203,000
20419	48-1156645	Homesite Indemnity Company	0	0	0	0	(14,208,418)	(25,452,159)			(39,660,577)	55,912,000
11005	68-0426201	Homesite Insurance Company of California	0	0	0	0	(7,415,869)	(7,199,216)			(14,615,085)	37,522,000
10986	16-1559926	Homesite Insurance Company of New York	0	0	0	0	(7,955,729)	(8,260,235)			(16,215,964)	36,592,000
10745	23-2980263	Homesite Insurance Company of Georgia	0	0	0	0	(2,683,041)	(2,762,373)			(5,445,414)	11,012,000
11016	52-2176786	Homesite Insurance Company of Illinois	0	0	0	0	(2,975,984)	(136,751)			(3,112,735)	15,705,000
11156	04-3489719	Homesite Insurance Company of Florida	0	0	0	0	604,532	(1,010,225)			(405,693)	78,000
11237	74-2987795	Homesite Lloyds's of Texas	0	0	0	0	(5,060,258)	(12,961,848)			(18,022,106)	20,150,000
	23-3011415	Homesite Insurance Agency, Inc.	0	0	0	0	(1,718,404)	0			(1,718,404)	0
	04-3506712	Texas-South of Homesite, Inc.	0	0	0	0	0	0			0	0
9999999 Control Totals			0	0	0	0	0	0	XXX	0	0	0

Permanent General Assurance Corporation - PGC Group intercompany pooling arrangement: 58%, Permanent General Assurance Corporation of Ohio - PGC Group intercompany pooling arrangement: 25%, The General Automobile Insurance Company, Inc. - PGC Group intercompany pooling arrangement: 17%

ANNUAL STATEMENT FOR THE YEAR 2014 OF THE Permanent General Assurance Corporation of Ohio

SUPPLEMENTAL EXHIBITS AND SCHEDULES INTERROGATORIES

The following supplemental reports are required to be filed as part of your statement filing unless specifically waived by the domiciliary state. However, in the event that your domiciliary state waives the filing requirement, your response of **WAIVED** to the specific interrogatory will be accepted in lieu of filing a "NONE" report and a bar code will be printed below. If the supplement is required of your company but is not being filed for whatever reason enter **SEE EXPLANATION** and provide an explanation following the interrogatory questions.

MARCH FILING		RESPONSES
1.	Will an actuarial opinion be filed by March 1?YES.....
2.	Will the Supplemental Compensation Exhibit be filed with the state of domicile by March 1?YES.....
3.	Will the confidential Risk-based Capital Report be filed with the NAIC by March 1?YES.....
4.	Will the confidential Risk-based Capital Report be filed with the state of domicile, if required, by March 1?YES.....
APRIL FILING		
5.	Will the Insurance Expense Exhibit be filed with the state of domicile and the NAIC by April 1?YES.....
6.	Will Management's Discussion and Analysis be filed by April 1?YES.....
7.	Will the Supplemental Investment Risks Interrogatories be filed by April 1?YES.....
MAY FILING		
8.	Will this company be included in a combined annual statement that is filed with the NAIC by May 1?YES.....
JUNE FILING		
9.	Will an audited financial report be filed by June 1?YES.....
10.	Will Accountants Letter of Qualifications be filed with the state of domicile and electronically with the NAIC by June 1?YES.....
AUGUST FILING		
11.	Will Communication of Internal Control Related Matters Noted in Audit be filed with the state of domicile by August 1?YES.....

The following supplemental reports are required to be filed as part of your statement filing. However, in the event that your company does not transact the type of business for which the special report must be filed, your response of **NO** to the specific interrogatory will be accepted in lieu of filing a "NONE" report and a bar code will be printed below. If the supplement is required of your company but is not being filed for whatever reason enter **SEE EXPLANATION** and provide an explanation following the interrogatory questions.

MARCH FILING		
12.	Will Schedule SIS (Stockholder Information Supplement) be filed with the state of domicile by March 1?NO.....
13.	Will the Financial Guaranty Insurance Exhibit be filed by March 1?NO.....
14.	Will the Medicare Supplement Insurance Experience Exhibit be filed with the state of domicile and the NAIC by March 1?NO.....
15.	Will Supplement A to Schedule T (Medical Professional Liability Supplement) be filed by March 1?NO.....
16.	Will the Trusteed Surplus Statement be filed with the state of domicile and the NAIC by March 1?NO.....
17.	Will the Premiums Attributed to Protected Cells Exhibit be filed by March 1?NO.....
18.	Will the Reinsurance Summary Supplemental Filing for General Interrogatory 9 be filed with the state of domicile and the NAIC by March 1?YES.....
19.	Will the Medicare Part D Coverage Supplement be filed with the state of domicile and the NAIC by March 1?NO.....
20.	Will the confidential Actuarial Opinion Summary be filed with the state of domicile, if required, by March 15 (or the date otherwise specified)?YES.....
21.	Will the Reinsurance Attestation Supplement be filed with the state of domicile and the NAIC by March 1?YES.....
22.	Will the Exceptions to the Reinsurance Attestation Supplement be filed with the state of domicile by March 1?NO.....
23.	Will the Bail Bond Supplement be filed with the state of domicile and the NAIC by March 1?NO.....
24.	Will the Director and Officer Insurance Coverage Supplement be filed with the state of domicile and the NAIC by March 1?NO.....
25.	Will an approval from the reporting entity's state of domicile for relief related to the five-year rotation requirement for lead audit partner be filed electronically with the NAIC by March 1?NO.....
26.	Will an approval from the reporting entity's state of domicile for relief related to the one-year cooling off period for independent CPA be filed electronically with the NAIC by March 1?NO.....
27.	Will an approval from the reporting entity's state of domicile for relief related to the Requirements for Audit Committees be filed electronically with the NAIC by March 1?NO.....

ANNUAL STATEMENT FOR THE YEAR 2014 OF THE Permanent General Assurance Corporation of Ohio

SUPPLEMENTAL EXHIBITS AND SCHEDULES INTERROGATORIES

APRIL FILING

28.

Will the Credit Insurance Experience Exhibit be filed with the state of domicile and the NAIC by April 1?

.....NO.....
29.

Will the Long-term Care Experience Reporting Forms be filed with the state of domicile and the NAIC by April 1?

.....NO.....
30.

Will the Accident and Health Policy Experience Exhibit be filed by April 1?

.....NO.....
31.

Will the Supplemental Health Care Exhibit (Parts 1, 2 and 3) be filed with the state of domicile and the NAIC by April 1?

.....NO.....
32.

Will the regulator only (non-public) Supplemental Health Care Exhibit's Allocation Report be filed with the state of domicile and the NAIC by April 1?

.....NO.....

AUGUST FILING

33.

Will Management's Report of Internal Control Over Financial Reporting be filed with the state of domicile by August 1?


.....NO.....

Explanation:


12.
13.
14.
15.
16.
17.
19.
22.
23.
24.
25.
26.
27.
28.
29.
30.
31.
32.
33.


Bar Code:

12.

















2 2 9 0 6 2 0 1 4 4 2 0 0 0 0 0 0
13.


2 2 9 0 6 2 0 1 4 2 4 0 0 0 0 0 0
14.


2 2 9 0 6 2 0 1 4 3 6 0 5 9 0 0 0
15.


2 2 9 0 6 2 0 1 4 4 5 5 0 0 0 0 0

SUPPLEMENTAL EXHIBITS AND SCHEDULES INTERROGATORIES

16.	 2 2 9 0 6 2 0 1 4 4 9 0 0 0 0 0 0
17.	 2 2 9 0 6 2 0 1 4 3 8 5 0 0 0 0 0
19.	 2 2 9 0 6 2 0 1 4 3 6 5 0 0 0 0 0
22.	 2 2 9 0 6 2 0 1 4 4 0 0 0 0 0 0 0
23.	 2 2 9 0 6 2 0 1 4 5 0 0 0 0 0 0 0
24.	 2 2 9 0 6 2 0 1 4 5 0 5 0 0 0 0 0
25.	 2 2 9 0 6 2 0 1 4 2 2 4 0 0 0 0 0
26.	 2 2 9 0 6 2 0 1 4 2 2 5 0 0 0 0 0
27.	 2 2 9 0 6 2 0 1 4 2 2 6 0 0 0 0 0
28.	 2 2 9 0 6 2 0 1 4 2 3 0 5 9 0 0 0
29.	 2 2 9 0 6 2 0 1 4 3 0 6 0 0 0 0 0
30.	 2 2 9 0 6 2 0 1 4 2 1 0 0 0 0 0 0
31.	 2 2 9 0 6 2 0 1 4 2 1 6 5 9 0 0 0
32.	 2 2 9 0 6 2 0 1 4 2 1 7 0 0 0 0 0
33.	 2 2 9 0 6 2 0 1 4 2 2 3 0 0 0 0 0

OVERFLOW PAGE FOR WRITE-INS

P004 Additional Aggregate Lines for Page 4 Line 14.
*STMTINCOME - Statement of Income

	1 Current Year	2 Prior Year
1404. SUBROGATION FEES.....	9,792	10,133
1405. LEGAL DEFENSE FEES.....	(366)	
1497. Summary of remaining write-ins for Line 14 from page 4	9,426	10,133

P011 Additional Aggregate Lines for Page 11 Line 24.
*EXEXP - Underwriting and Investment - Part 3 - Expenses

	1 Loss Adjustment Expenses	2 Other Underwriting Expenses	3 Investment Expenses	4 Total
2404. Uncollectible Accounts.....		80,009		80,009
2405. Outside Services.....	84	55,273		55,357
2406. Dues & Subscriptions.....	218,087	14,749		232,836
2407. Payroll Processing.....		53,354		53,354
2497. Summary of remaining write-ins for Line 24 from page 11	218,171	203,385	0	421,556



SUPPLEMENT FOR THE YEAR 2014 OF THE Permanent General Assurance Corporation of Ohio

REINSURANCE SUMMARY SUPPLEMENTAL FILING FOR GENERAL INTERROGATORY 9 (Part 2)

NAIC Group Code		3638		For the Year Ended December 31, 2014		To be Filed by March 1		NAIC Company Code		22906	
(A) Financial Impact											
						1		2		3	
						As Reported		Interrogatory 9 Reinsurance Effect		Restated Without Interrogatory 9 Reinsurance	
A01. Assets						145,579,021				145,579,021	
A02. Liabilities						81,194,867				81,194,867	
A03. Surplus as regards to policyholders						64,384,154				64,384,154	
A04. Income before taxes						2,153,186				2,153,186	
(B) Summary of Reinsurance Contract Terms						(C) Management's Objectives					

D. If the response to General Interrogatory 9.4 (Part 2 Property & Casualty Interrogatories) is yes, explain below why the contracts are treated differently for GAAP and SAP.....

N/A.....

ALPHABETICAL INDEX

ANNUAL STATEMENT BLANK

Assets	2
Cash Flow	5
Exhibit of Capital Gains (Losses)	12
Exhibit of Net Investment Income	12
Exhibit of Nonadmitted Assets	13
Exhibit of Premiums and Losses (State Page)	19
Five-Year Historical Data	17
General Interrogatories	15
Jurat Page	1
Liabilities, Surplus and Other Funds	3
Notes To Financial Statements	14
Overflow Page For Write-Ins	100
Schedule A – Part 1	E01
Schedule A – Part 2	E02
Schedule A – Part 3	E03
Schedule A – Verification Between Years	SI02
Schedule B – Part 1	E04
Schedule B – Part 2	E05
Schedule B – Part 3	E06
Schedule B – Verification Between Years	SI02
Schedule BA – Part 1	E07
Schedule BA – Part 2	E08
Schedule BA – Part 3	E09
Schedule BA – Verification Between Years	SI03
Schedule D – Part 1	E10
Schedule D – Part 1A – Section 1	SI05
Schedule D – Part 1A – Section 2	SI08
Schedule D – Part 2 – Section 1	E11
Schedule D – Part 2 – Section 2	E12
Schedule D – Part 3	E13
Schedule D – Part 4	E14
Schedule D – Part 5	E15
Schedule D – Part 6 – Section 1	E16
Schedule D – Part 6 – Section 2	E16
Schedule D – Summary By Country	SI04
Schedule D – Verification Between Years	SI03
Schedule DA – Part 1	E17

ALPHABETICAL INDEX

ANNUAL STATEMENT BLANK (Continued)

Schedule DA – Verification Between Years	SI10
Schedule DB – Part A – Section 1	E18
Schedule DB – Part A – Section 2	E19
Schedule DB – Part A – Verification Between Years	SI11
Schedule DB – Part B – Section 1	E20
Schedule DB – Part B – Section 2	E21
Schedule DB – Part B – Verification Between Years	SI11
Schedule DB – Part C – Section 1	SI12
Schedule DB – Part C – Section 2	SI13
Schedule DB – Part D – Section 1	E22
Schedule DB – Part D – Section 2	E23
Schedule DB – Verification	SI14
Schedule DL – Part 1	E24
Schedule DL – Part 2	E25
Schedule E – Part 1 – Cash	E26
Schedule E – Part 2 – Cash Equivalents	E27
Schedule E – Part 3 – Special Deposits	E28
Schedule E – Verification Between Years	SI15
Schedule F – Part 1	20
Schedule F – Part 2	21
Schedule F – Part 3	22
Schedule F – Part 4	23
Schedule F – Part 5	24
Schedule F – Part 6 – Section 1	25
Schedule F – Part 6 – Section 2	26
Schedule F – Part 7	27
Schedule F – Part 8	28
Schedule F – Part 9	29
Schedule H – Accident and Health Exhibit – Part 1	30
Schedule H – Part 2, Part 3, and Part 4	31
Schedule H – Part 5 – Health Claims	32
Schedule P – Part 1 – Summary	33
Schedule P – Part 1A – Homeowners/Farmowners	35
Schedule P – Part 1B – Private Passenger Auto Liability/Medical	36
Schedule P – Part 1C – Commercial Auto/Truck Liability/Medical	37
Schedule P – Part 1D – Workers’ Compensation (Excluding Excess Workers’ Compensation)	38

ALPHABETICAL INDEX

ANNUAL STATEMENT BLANK (Continued)

Schedule P – Part 1E – Commercial Multiple Peril	39
Schedule P – Part 1F – Section 1 – Medical Professional Liability – Occurrence	40
Schedule P – Part 1F – Section 2 – Medical Professional Liability – Claims-Made	41
Schedule P – Part 1G – Special Liability (Ocean, Marine, Aircraft (All Perils), Boiler and Machinery)	42
Schedule P – Part 1H – Section 1 – Other Liability–Occurrence	43
Schedule P – Part 1H – Section 2 – Other Liability – Claims-Made	44
Schedule P – Part 1I – Special Property (Fire, Allied Lines, Inland Marine, Earthquake, Burglary & Theft)	45
Schedule P – Part 1J – Auto Physical Damage	46
Schedule P – Part 1K – Fidelity/Surety	47
Schedule P – Part 1L – Other (Including Credit, Accident and Health)	48
Schedule P – Part 1M – International	49
Schedule P – Part 1N – Reinsurance – Nonproportional Assumed Property	50
Schedule P – Part 1O – Reinsurance – Nonproportional Assumed Liability	51
Schedule P – Part 1P – Reinsurance – Nonproportional Assumed Financial Lines	52
Schedule P – Part 1R – Section 1 – Products Liability – Occurrence	53
Schedule P – Part 1R – Section 2 – Products Liability – Claims – Made	54
Schedule P – Part 1S – Financial Guaranty/Mortgage Guaranty	55
Schedule P – Part 1T – Warranty	56
Schedule P – Part 2, Part 3 and Part 4 – Summary	34
Schedule P – Part 2A – Homeowners/Farmowners	57
Schedule P – Part 2B – Private Passenger Auto Liability/Medical	57
Schedule P – Part 2C – Commercial Auto/Truck Liability/Medical	57
Schedule P – Part 2D – Workers’ Compensation (Excluding Excess Workers’ Compensation)	57
Schedule P – Part 2E – Commercial Multiple Peril	57
Schedule P – Part 2F – Section 1 – Medical Professional Liability – Occurrence	58
Schedule P – Part 2F – Section 2 – Medical Professional Liability – Claims – Made	58
Schedule P – Part 2G – Special Liability (Ocean Marine, Aircraft (All Perils), Boiler and Machinery)	58
Schedule P – Part 2H – Section 1 – Other Liability – Occurrence	58
Schedule P – Part 2H – Section 2 – Other Liability – Claims – Made	58
Schedule P – Part 2I – Special Property (Fire, Allied Lines, Inland Marine, Earthquake, Burglary, and Theft)	59
Schedule P – Part 2J – Auto Physical Damage	59
Schedule P – Part 2K – Fidelity, Surety	59
Schedule P – Part 2L – Other (Including Credit, Accident and Health)	59
Schedule P – Part 2M – International	59
Schedule P – Part 2N – Reinsurance – Nonproportional Assumed Property	60
Schedule P – Part 2O – Reinsurance – Nonproportional Assumed Liability	60
Schedule P – Part 2P – Reinsurance – Nonproportional Assumed Financial Lines	60
Schedule P – Part 2R – Section 1 – Products Liability – Occurrence	61
Schedule P – Part 2R – Section 2 – Products Liability – Claims-Made	61
Schedule P – Part 2S – Financial Guaranty/Mortgage Guaranty	61
Schedule P – Part 2T – Warranty	61
Schedule P – Part 3A – Homeowners/Farmowners	62

ALPHABETICAL INDEX

ANNUAL STATEMENT BLANK (Continued)

Schedule P – Part 3B – Private Passenger Auto Liability/Medical	62
Schedule P – Part 3C – Commercial Auto/Truck Liability/Medical	62
Schedule P – Part 3D – Workers’ Compensation (Excluding Excess Workers’ Compensation)	62
Schedule P – Part 3E – Commercial Multiple Peril	62
Schedule P – Part 3F – Section 1 – Medical Professional Liability – Occurrence	63
Schedule P – Part 3F – Section 2 – Medical Professional Liability – Claims-Made	63
Schedule P – Part 3G – Special Liability (Ocean Marine, Aircraft (All Perils), Boiler and Machinery)	63
Schedule P – Part 3H – Section 1 – Other Liability – Occurrence	63
Schedule P – Part 3H – Section 2 – Other Liability – Claims-Made	63
Schedule P – Part 3I – Special Property (Fire, Allied Lines, Inland Marine, Earthquake, Burglary, and Theft)	64
Schedule P – Part 3J – Auto Physical Damage	64
Schedule P – Part 3K – Fidelity/Surety	64
Schedule P – Part 3L – Other (Including Credit, Accident and Health)	64
Schedule P – Part 3M – International	64
Schedule P – Part 3N – Reinsurance – Nonproportional Assumed Property	65
Schedule P – Part 3O – Reinsurance – Nonproportional Assumed Liability	65
Schedule P – Part 3P – Reinsurance – Nonproportional Assumed Financial Lines	65
Schedule P – Part 3R – Section 1 – Products Liability – Occurrence	66
Schedule P – Part 3R – Section 2 – Products Liability – Claims-Made	66
Schedule P – Part 3S – Financial Guaranty/Mortgage Guaranty	66
Schedule P – Part 3T – Warranty	66
Schedule P – Part 4A – Homeowners/Farmowners	67
Schedule P – Part 4B – Private Passenger Auto Liability/Medical	67
Schedule P – Part 4C – Commercial Auto/Truck Liability/Medical	67
Schedule P – Part 4D – Workers’ Compensation (Excluding Excess Workers’ Compensation)	67
Schedule P – Part 4E – Commercial Multiple Peril	67
Schedule P – Part 4F – Section 1 – Medical Professional Liability – Occurrence	68
Schedule P – Part 4F – Section 2 – Medical Professional Liability – Claims-Made	68
Schedule P – Part 4G – Special Liability (Ocean Marine, Aircraft (All Perils), Boiler and Machinery)	68
Schedule P – Part 4H – Section 1 – Other Liability – Occurrence	68
Schedule P – Part 4H – Section 2 – Other Liability – Claims-Made	68
Schedule P – Part 4I – Special Property (Fire, Allied Lines, Inland Marine, Earthquake, Burglary and Theft)	69
Schedule P – Part 4J – Auto Physical Damage	69
Schedule P – Part 4K – Fidelity/Surety	69
Schedule P – Part 4L – Other (Including Credit, Accident and Health)	69
Schedule P – Part 4M – International	69
Schedule P – Part 4N – Reinsurance – Nonproportional Assumed Property	70
Schedule P – Part 4O – Reinsurance – Nonproportional Assumed Liability	70
Schedule P – Part 4P – Reinsurance – Nonproportional Assumed Financial Lines	70
Schedule P – Part 4R – Section 1 – Products Liability – Occurrence	71
Schedule P – Part 4R – Section 2 – Products Liability – Claims-Made	71

ALPHABETICAL INDEX

ANNUAL STATEMENT BLANK (Continued)

Schedule P – Part 4S – Financial Guaranty/Mortgage Guaranty	71
Schedule P – Part 4T – Warranty	71
Schedule P – Part 5A – Homeowners/Farmowners	72
Schedule P – Part 5B – Private Passenger Auto Liability/Medical	73
Schedule P – Part 5C – Commercial Auto/Truck Liability/Medical	74
Schedule P – Part 5D – Workers’ Compensation (Excluding Excess Workers’ Compensation)	75
Schedule P – Part 5E – Commercial Multiple Peril	76
Schedule P – Part 5F – Medical Professional Liability – Claims-Made	78
Schedule P – Part 5F – Medical Professional Liability – Occurrence	77
Schedule P – Part 5H – Other Liability – Claims-Made	80
Schedule P – Part 5H – Other Liability – Occurrence	79
Schedule P – Part 5R – Products Liability – Claims-Made	82
Schedule P – Part 5R – Products Liability – Occurrence	81
Schedule P – Part 5T – Warranty	83
Schedule P – Part 6C – Commercial Auto/Truck Liability/Medical	84
Schedule P – Part 6D – Workers’ Compensation (Excluding Excess Workers’ Compensation)	84
Schedule P – Part 6E – Commercial Multiple Peril	85
Schedule P – Part 6H – Other Liability – Claims-Made	86
Schedule P – Part 6H – Other Liability – Occurrence	85
Schedule P – Part 6M – International	86
Schedule P – Part 6N – Reinsurance – Nonproportional Assumed Property	87
Schedule P – Part 6O – Reinsurance – Nonproportional Assumed Liability	87
Schedule P – Part 6R – Products Liability – Claims-Made	88
Schedule P – Part 6R – Products Liability – Occurrence	88
Schedule P – Part 7A – Primary Loss Sensitive Contracts	89
Schedule P – Part 7B – Reinsurance Loss Sensitive Contracts	91
Schedule P Interrogatories	93
Schedule T – Exhibit of Premiums Written	94
Schedule T – Part 2 – Interstate Compact	95
Schedule Y – Information Concerning Activities of Insurer Members of a Holding Company Group	96
Schedule Y – Part 1A – Detail of Insurance Holding Company System	97
Schedule Y – Part 2 – Summary of Insurer’s Transactions With Any Affiliates	98
Statement of Income	4
Summary Investment Schedule	SI01
Supplemental Exhibits and Schedules Interrogatories	99
Underwriting and Investment Exhibit Part 1	6
Underwriting and Investment Exhibit Part 1A	7
Underwriting and Investment Exhibit Part 1B	8
Underwriting and Investment Exhibit Part 2	9
Underwriting and Investment Exhibit Part 2A	10
Underwriting and Investment Exhibit Part 3	11

