



PROPERTY AND CASUALTY COMPANIES - ASSOCIATION EDITION

ANNUAL STATEMENT
FOR THE YEAR ENDED DECEMBER 31, 2014
OF THE CONDITION AND AFFAIRS OF THE

Freedom Specialty Insurance Company

NAIC Group Code	0140 (Current)	0140 (Prior)	NAIC Company Code	22209	Employer's ID Number	75-6013587
Organized under the Laws of	Ohio			State of Domicile or Port of Entry		Ohio
Country of Domicile	United States of America					
Incorporated/Organized	05/01/1929			Commenced Business		07/05/1929
Statutory Home Office	One West Nationwide Blvd. (Street and Number)			Columbus , OH, US 43215-2220 (City or Town, State, Country and Zip Code)		
Main Administrative Office	8877 N. Gainey Center Drive (Street and Number)					
	Scottsdale , AZ, US 85258-2108 (City or Town, State, Country and Zip Code)			480-365-4000 (Area Code) (Telephone Number)		
Mail Address	One West Nationwide Blvd., 1-04-701 (Street and Number or P.O. Box)			Columbus , OH, US 43215-2220 (City or Town, State, Country and Zip Code)		
Primary Location of Books and Records	One West Nationwide Blvd., 1-04-701 (Street and Number)					
	Columbus , OH, US 43215-2220 (City or Town, State, Country and Zip Code)			614-249-1545 (Area Code) (Telephone Number)		
Internet Website Address	www.scottsdaleins.com					
Statutory Statement Contact	Cheryl M. Dennis (Name)			614-249-1545 (Area Code) (Telephone Number)		
	FinRpt@nationwide.com (E-mail Address)			866-315-1430 (FAX Number)		

OFFICERS

President	Craig Edward Landi #	VP & Treasurer	David Neil Nelson #
VP & Secretary	Robert William Horner III		

OTHER

Pamela Ann Biesecker	Sr VP - Head of Taxation	Martha Lovette Frye #	Sr Reg VP-Raleigh Excl Dist
----------------------	--------------------------	-----------------------	-----------------------------

DIRECTORS OR TRUSTEES

Wesley Kim Austen #	Craig Edward Landi	Michael Patrick Leach
Michael Dean Miller	Doreen Katherine Reinke #	

State of	Ohio	SS:
County of	Franklin	

The officers of this reporting entity being duly sworn, each depose and say that they are the described officers of said reporting entity, and that on the reporting period stated above, all of the herein described assets were the absolute property of the said reporting entity, free and clear from any liens or claims thereon, except as herein stated, and that this statement, together with related exhibits, schedules and explanations therein contained, annexed or referred to, is a full and true statement of all the assets and liabilities and of the condition and affairs of the said reporting entity as of the reporting period stated above, and of its income and deductions therefrom for the period ended, and have been completed in accordance with the NAIC Annual Statement Instructions and Accounting Practices and Procedures manual except to the extent that: (1) state law may differ; or, (2) that state rules or regulations require differences in reporting not related to accounting practices and procedures, according to the best of their information, knowledge and belief, respectively. Furthermore, the scope of this attestation by the described officers also includes the related corresponding electronic filing with the NAIC, when required, that is an exact copy (except for formatting differences due to electronic filing) of the enclosed statement. The electronic filing may be requested by various regulators in lieu of or in addition to the enclosed statement.

Craig Edward Landi President	Robert William Horner III VP & Secretary	David Neil Nelson VP & Treasurer
Subscribed and sworn to before me this		a. Is this an original filing?
day of February, 2015		b. If no,
		1. State the amendment number.....
		2. Date filed
		3. Number of pages attached.....



ANNUAL STATEMENT FOR THE YEAR 2014 OF THE FREEDOM SPECIALTY INSURANCE COMPANY

EXHIBIT OF PREMIUMS AND LOSSES (Statutory Page 14)

NAIC Group Code 0140 BUSINESS IN THE STATE OF Alabama DURING THE YEAR 2014 NAIC Company Code 22209

Line of Business	Gross Premiums, Including Policy and Membership Fees, Less Return Premiums and Premiums on Policies not Taken		3 Dividends Paid or Credited to Policyholders on Direct Business	4 Direct Unearned Premium Reserves	5 Direct Losses Paid (deducting salvage)	6 Direct Losses Incurred	7 Direct Losses Unpaid	8 Direct Defense and Cost Containment Expense Paid	9 Direct Defense and Cost Containment Expense Incurred	10 Direct Defense and Cost Containment Expense Unpaid	11 Commissions and Brokerage Expenses	12 Taxes, Licenses and Fees
	1 Direct Premiums Written	2 Direct Premiums Earned										
1. Fire												
2.1 Allied lines												
2.2 Multiple peril crop												
2.3 Federal flood												
2.4. Private crop												
3. Farmowners multiple peril												
4. Homeowners multiple peril												
5.1 Commercial multiple peril (non-liability portion)												
5.2 Commercial multiple peril (liability portion)												
6. Mortgage guaranty												
8. Ocean marine												
9. Inland marine												
10. Financial guaranty												
11. Medical professional liability	7,065	6,771		294		1,587	1,587		925	925	1,554	1,004
12. Earthquake												
13. Group accident and health (b)												
14. Credit accident and health (group and individual)												
15.1 Collectively renewable accident and health (b)												
15.2 Non-cancelable accident and health(b)												
15.3 Guaranteed renewable accident and health(b)												
15.4 Non-renewable for stated reasons only (b)												
15.5 Other accident only												
15.6 Medicare Title XVIII exempt from state taxes or fees												
15.7 All other accident and health (b)												
15.8 Federal employees health benefits plan premium (b)												
16. Workers' compensation												
17.1 Other Liability - occurrence						(575,313)			(49,827)			4,985
17.2 Other Liability - claims made	1,555,530	1,006,959		1,276,534		914,969	914,969		84,050	84,050	233,260	48,804
17.3 Excess workers' compensation												
18. Products liability												
19.1 Private passenger auto no-fault (personal injury protection)												
19.2 Other private passenger auto liability												
19.3 Commercial auto no-fault (personal injury protection)												
19.4 Other commercial auto liability												
21.1 Private passenger auto physical damage												
21.2 Commercial auto physical damage												
22. Aircraft (all perils)												
23. Fidelity												
24. Surety												
26. Burglary and theft												
27. Boiler and machinery												
28. Credit												
30. Warranty												
34. Aggregate write-ins for other lines of business												
35. TOTALS (a)	1,562,595	1,013,730		1,276,828		341,242	916,556		35,148	84,975	234,815	54,794
DETAILS OF WRITE-INS												
3401.												
3402.												
3403.												
3498. Summary of remaining write-ins for Line 34 from overflow page												
3499. Totals (Lines 3401 thru 3403 plus 3498)(Line 34 above)												

(a) Finance and service charges not included in Lines 1 to 35 \$
(b) For health business on indicated lines report: Number of persons insured under PPO managed care products and number of persons insured under indemnity only products



ANNUAL STATEMENT FOR THE YEAR 2014 OF THE FREEDOM SPECIALTY INSURANCE COMPANY

EXHIBIT OF PREMIUMS AND LOSSES (Statutory Page 14)

NAIC Group Code 0140 BUSINESS IN THE STATE OF Alaska DURING THE YEAR 2014 NAIC Company Code 22209

Line of Business	Gross Premiums, Including Policy and Membership Fees, Less Return Premiums and Premiums on Policies not Taken		3 Dividends Paid or Credited to Policyholders on Direct Business	4 Direct Unearned Premium Reserves	5 Direct Losses Paid (deducting salvage)	6 Direct Losses Incurred	7 Direct Losses Unpaid	8 Direct Defense and Cost Containment Expense Paid	9 Direct Defense and Cost Containment Expense Incurred	10 Direct Defense and Cost Containment Expense Unpaid	11 Commissions and Brokerage Expenses	12 Taxes, Licenses and Fees
	1 Direct Premiums Written	2 Direct Premiums Earned										
1. Fire												
2.1 Allied lines												
2.2 Multiple peril crop												
2.3 Federal flood												
2.4. Private crop												
3. Farmowners multiple peril												
4. Homeowners multiple peril												
5.1 Commercial multiple peril (non-liability portion)												
5.2 Commercial multiple peril (liability portion)												
6. Mortgage guaranty												
8. Ocean marine												
9. Inland marine												
10. Financial guaranty												
11. Medical professional liability												
12. Earthquake												
13. Group accident and health (b)												
14. Credit accident and health (group and individual)												
15.1 Collectively renewable accident and health (b)												
15.2 Non-cancelable accident and health(b)												
15.3 Guaranteed renewable accident and health(b)												
15.4 Non-renewable for stated reasons only (b)												
15.5 Other accident only												
15.6 Medicare Title XVIII exempt from state taxes or fees												
15.7 All other accident and health (b)												
15.8 Federal employees health benefits plan premium (b)												
16. Workers' compensation												
17.1 Other Liability - occurrence												10
17.2 Other Liability - claims made												
17.3 Excess workers' compensation												
18. Products liability												
19.1 Private passenger auto no-fault (personal injury protection)												
19.2 Other private passenger auto liability												
19.3 Commercial auto no-fault (personal injury protection)												
19.4 Other commercial auto liability												
21.1 Private passenger auto physical damage												
21.2 Commercial auto physical damage												
22. Aircraft (all perils)												
23. Fidelity												
24. Surety												
26. Burglary and theft												
27. Boiler and machinery												
28. Credit												
30. Warranty												
34. Aggregate write-ins for other lines of business												
35. TOTALS (a)												10
DETAILS OF WRITE-INS												
3401.												
3402.												
3403.												
3498. Summary of remaining write-ins for Line 34 from overflow page												
3499. Totals (Lines 3401 thru 3403 plus 3498)(Line 34 above)												

(a) Finance and service charges not included in Lines 1 to 35 \$ and number of persons insured under indemnity only products

(b) For health business on indicated lines report: Number of persons insured under PPO managed care products and number of persons insured under indemnity only products



ANNUAL STATEMENT FOR THE YEAR 2014 OF THE FREEDOM SPECIALTY INSURANCE COMPANY

EXHIBIT OF PREMIUMS AND LOSSES (Statutory Page 14)

NAIC Group Code 0140 BUSINESS IN THE STATE OF Arizona DURING THE YEAR 2014 NAIC Company Code 22209

Line of Business	Gross Premiums, Including Policy and Membership Fees, Less Return Premiums and Premiums on Policies not Taken		3 Dividends Paid or Credited to Policyholders on Direct Business	4 Direct Unearned Premium Reserves	5 Direct Losses Paid (deducting salvage)	6 Direct Losses Incurred	7 Direct Losses Unpaid	8 Direct Defense and Cost Containment Expense Paid	9 Direct Defense and Cost Containment Expense Incurred	10 Direct Defense and Cost Containment Expense Unpaid	11 Commissions and Brokerage Expenses	12 Taxes, Licenses and Fees
	1 Direct Premiums Written	2 Direct Premiums Earned										
1. Fire												
2.1 Allied lines												
2.2 Multiple peril crop												
2.3 Federal flood												
2.4. Private crop												
3. Farmowners multiple peril												
4. Homeowners multiple peril												
5.1 Commercial multiple peril (non-liability portion)												
5.2 Commercial multiple peril (liability portion)												
6. Mortgage guaranty												
8. Ocean marine												
9. Inland marine												
10. Financial guaranty												
11. Medical professional liability												
12. Earthquake												
13. Group accident and health (b)												
14. Credit accident and health (group and individual)												
15.1 Collectively renewable accident and health (b)												
15.2 Non-cancelable accident and health(b)												
15.3 Guaranteed renewable accident and health(b)												
15.4 Non-renewable for stated reasons only (b)												
15.5 Other accident only												
15.6 Medicare Title XVIII exempt from state taxes or fees												
15.7 All other accident and health (b)												
15.8 Federal employees health benefits plan premium (b)												
16. Workers' compensation												
17.1 Other Liability - occurrence						(144,931)			(12,339)		760	10
17.2 Other Liability - claims made	656,319	501,260		339,460		302,230	302,230		32,821	32,821	42,436	15,032
17.3 Excess workers' compensation												
18. Products liability												
19.1 Private passenger auto no-fault (personal injury protection)												
19.2 Other private passenger auto liability												
19.3 Commercial auto no-fault (personal injury protection)												
19.4 Other commercial auto liability												
21.1 Private passenger auto physical damage												
21.2 Commercial auto physical damage												
22. Aircraft (all perils)												
23. Fidelity												
24. Surety												
26. Burglary and theft												
27. Boiler and machinery												
28. Credit												
30. Warranty												
34. Aggregate write-ins for other lines of business												
35. TOTALS (a)	656,319	501,260		339,460		157,299	302,230		20,482	32,821	43,196	15,042
DETAILS OF WRITE-INS												
3401.												
3402.												
3403.												
3498. Summary of remaining write-ins for Line 34 from overflow page												
3499. Totals (Lines 3401 thru 3403 plus 3498)(Line 34 above)												

(a) Finance and service charges not included in Lines 1 to 35 \$
(b) For health business on indicated lines report: Number of persons insured under PPO managed care products and number of persons insured under indemnity only products



ANNUAL STATEMENT FOR THE YEAR 2014 OF THE FREEDOM SPECIALTY INSURANCE COMPANY

EXHIBIT OF PREMIUMS AND LOSSES (Statutory Page 14)

NAIC Group Code 0140 BUSINESS IN THE STATE OF Arkansas DURING THE YEAR 2014 NAIC Company Code 22209

Line of Business	Gross Premiums, Including Policy and Membership Fees, Less Return Premiums and Premiums on Policies not Taken		3 Dividends Paid or Credited to Policyholders on Direct Business	4 Direct Unearned Premium Reserves	5 Direct Losses Paid (deducting salvage)	6 Direct Losses Incurred	7 Direct Losses Unpaid	8 Direct Defense and Cost Containment Expense Paid	9 Direct Defense and Cost Containment Expense Incurred	10 Direct Defense and Cost Containment Expense Unpaid	11 Commissions and Brokerage Expenses	12 Taxes, Licenses and Fees
	1 Direct Premiums Written	2 Direct Premiums Earned										
1. Fire												
2.1 Allied lines												
2.2 Multiple peril crop												
2.3 Federal flood												
2.4. Private crop												
3. Farmowners multiple peril												
4. Homeowners multiple peril												
5.1 Commercial multiple peril (non-liability portion)												
5.2 Commercial multiple peril (liability portion)												
6. Mortgage guaranty												
8. Ocean marine												
9. Inland marine												
10. Financial guaranty												
11. Medical professional liability												
12. Earthquake												
13. Group accident and health (b)												
14. Credit accident and health (group and individual)												
15.1 Collectively renewable accident and health (b)												
15.2 Non-cancelable accident and health(b)												
15.3 Guaranteed renewable accident and health(b)												
15.4 Non-renewable for stated reasons only (b)												
15.5 Other accident only												
15.6 Medicare Title XVIII exempt from state taxes or fees												
15.7 All other accident and health (b)												
15.8 Federal employees health benefits plan premium (b)												
16. Workers' compensation												
17.1 Other Liability - occurrence						(686,718)			(59,136)			1,650
17.2 Other Liability - claims made	918,590	875,873		454,870	785,815	785,815			84,462	84,462	9,750	25,609
17.3 Excess workers' compensation												
18. Products liability												
19.1 Private passenger auto no-fault (personal injury protection)												
19.2 Other private passenger auto liability												
19.3 Commercial auto no-fault (personal injury protection)												
19.4 Other commercial auto liability												
21.1 Private passenger auto physical damage												
21.2 Commercial auto physical damage												
22. Aircraft (all perils)												
23. Fidelity												
24. Surety												
26. Burglary and theft												
27. Boiler and machinery												
28. Credit												
30. Warranty												
34. Aggregate write-ins for other lines of business												
35. TOTALS (a)	918,590	875,873		454,870		99,096	785,815		25,326	84,462	9,750	27,259
DETAILS OF WRITE-INS												
3401.												
3402.												
3403.												
3498. Summary of remaining write-ins for Line 34 from overflow page												
3499. Totals (Lines 3401 thru 3403 plus 3498)(Line 34 above)												

(a) Finance and service charges not included in Lines 1 to 35 \$
(b) For health business on indicated lines report: Number of persons insured under PPO managed care products and number of persons insured under indemnity only products



ANNUAL STATEMENT FOR THE YEAR 2014 OF THE FREEDOM SPECIALTY INSURANCE COMPANY

EXHIBIT OF PREMIUMS AND LOSSES (Statutory Page 14)

NAIC Group Code 0140 BUSINESS IN THE STATE OF California DURING THE YEAR 2014 NAIC Company Code 22209

Line of Business	Gross Premiums, Including Policy and Membership Fees, Less Return Premiums and Premiums on Policies not Taken		3 Dividends Paid or Credited to Policyholders on Direct Business	4 Direct Unearned Premium Reserves	5 Direct Losses Paid (deducting salvage)	6 Direct Losses Incurred	7 Direct Losses Unpaid	8 Direct Defense and Cost Containment Expense Paid	9 Direct Defense and Cost Containment Expense Incurred	10 Direct Defense and Cost Containment Expense Unpaid	11 Commissions and Brokerage Expenses	12 Taxes, Licenses and Fees
	1 Direct Premiums Written	2 Direct Premiums Earned										
1. Fire	1,545	643		902		1,000	1,000		451	451	340	42
2.1 Allied lines	1,125	496		629					18	18	248	31
2.2 Multiple peril crop												
2.3 Federal flood												
2.4. Private crop												
3. Farmowners multiple peril												
4. Homeowners multiple peril												
5.1 Commercial multiple peril (non-liability portion)	622,189	537,897		251,789	157,535	163,042	55,507		5,365	6,517	146,238	16,488
5.2 Commercial multiple peril (liability portion)	1,380,534	1,085,519		626,943	2,025	504,446	554,745	2,128	171,190	180,892	329,409	36,377
6. Mortgage guaranty												
8. Ocean marine												
9. Inland marine												
10. Financial guaranty												
11. Medical professional liability	1,939,031	1,942,732		651,634	245,250	548,797	1,694,167	719,690	1,632,847	1,704,458	426,589	55,374
12. Earthquake												
13. Group accident and health (b)												
14. Credit accident and health (group and individual)												
15.1 Collectively renewable accident and health (b)												
15.2 Non-cancelable accident and health(b)												
15.3 Guaranteed renewable accident and health(b)												
15.4 Non-renewable for stated reasons only (b)												
15.5 Other accident only												
15.6 Medicare Title XVIII exempt from state taxes or fees												
15.7 All other accident and health (b)												
15.8 Federal employees health benefits plan premium (b)												
16. Workers' compensation												
17.1 Other Liability - occurrence	45,599	32,258		25,492		(5,659,227)	12,914		(468,275)	20,346	11,624	(12,065)
17.2 Other Liability - claims made	11,690,235	9,315,892		6,416,732		14,554,630	14,572,352	65,143	881,114	981,962	1,592,355	314,469
17.3 Excess workers' compensation												
18. Products liability	2,663	1,990		1,550		718	798		363	413	682	67
19.1 Private passenger auto no-fault (personal injury protection)												
19.2 Other private passenger auto liability												
19.3 Commercial auto no-fault (personal injury protection)												
19.4 Other commercial auto liability												
21.1 Private passenger auto physical damage												
21.2 Commercial auto physical damage												
22. Aircraft (all perils)												
23. Fidelity												
24. Surety												
26. Burglary and theft												
27. Boiler and machinery	25,504	5,411		20,093							6,460	650
28. Credit												
30. Warranty												
34. Aggregate write-ins for other lines of business												
35. TOTALS (a)	15,708,425	12,922,838		7,995,764	404,810	10,113,406	16,891,483	786,960	2,223,073	2,895,057	2,513,943	411,433
DETAILS OF WRITE-INS												
3401.												
3402.												
3403.												
3498. Summary of remaining write-ins for Line 34 from overflow page												
3499. Totals (Lines 3401 thru 3403 plus 3498)(Line 34 above)												

(a) Finance and service charges not included in Lines 1 to 35 \$
(b) For health business on indicated lines report: Number of persons insured under PPO managed care products and number of persons insured under indemnity only products



ANNUAL STATEMENT FOR THE YEAR 2014 OF THE FREEDOM SPECIALTY INSURANCE COMPANY

EXHIBIT OF PREMIUMS AND LOSSES (Statutory Page 14)

NAIC Group Code 0140 BUSINESS IN THE STATE OF Colorado DURING THE YEAR 2014 NAIC Company Code 22209

Line of Business		Gross Premiums, Including Policy and Membership Fees, Less Return Premiums and Premiums on Policies not Taken		3 Dividends Paid or Credited to Policyholders on Direct Business	4 Direct Unearned Premium Reserves	5 Direct Losses Paid (deducting salvage)	6 Direct Losses Incurred	7 Direct Losses Unpaid	8 Direct Defense and Cost Containment Expense Paid	9 Direct Defense and Cost Containment Expense Incurred	10 Direct Defense and Cost Containment Expense Unpaid	11 Commissions and Brokerage Expenses	12 Taxes, Licenses and Fees
		1 Direct Premiums Written	2 Direct Premiums Earned										
1.	Fire												
2.1	Allied lines												
2.2	Multiple peril crop												
2.3	Federal flood												
2.4	Private crop												
3.	Farmowners multiple peril												
4.	Homeowners multiple peril												
5.1	Commercial multiple peril (non-liability portion)												
5.2	Commercial multiple peril (liability portion)												
6.	Mortgage guaranty												
8.	Ocean marine												
9.	Inland marine												
10.	Financial guaranty												
11.	Medical professional liability												
12.	Earthquake												
13.	Group accident and health (b)												
14.	Credit accident and health (group and individual)												
15.1	Collectively renewable accident and health (b)												
15.2	Non-cancelable accident and health(b)												
15.3	Guaranteed renewable accident and health(b)												
15.4	Non-renewable for stated reasons only (b)												
15.5	Other accident only												
15.6	Medicare Title XVIII exempt from state taxes or fees												
15.7	All other accident and health (b)												
15.8	Federal employees health benefits plan premium (b)												
16.	Workers' compensation												
17.1	Other Liability - occurrence						(385,611)			(33,048)			
17.2	Other Liability - claims made	1,218,825	817,290		758,258		581,064	581,064		62,476	62,476	145,366	26,245
17.3	Excess workers' compensation												
18.	Products liability												
19.1	Private passenger auto no-fault (personal injury protection)												
19.2	Other private passenger auto liability												
19.3	Commercial auto no-fault (personal injury protection)												
19.4	Other commercial auto liability												
21.1	Private passenger auto physical damage												
21.2	Commercial auto physical damage												
22.	Aircraft (all perils)												
23.	Fidelity												
24.	Surety												
26.	Burglary and theft												
27.	Boiler and machinery												
28.	Credit												
30.	Warranty												
34.	Aggregate write-ins for other lines of business												
35.	TOTALS (a)	1,218,825	817,290		758,258		195,453	581,064		29,428	62,476	145,366	26,245
DETAILS OF WRITE-INS													
3401.												
3402.												
3403.												
3498.	Summary of remaining write-ins for Line 34 from overflow page												
3499.	Totals (Lines 3401 thru 3403 plus 3498)(Line 34 above)												

(a) Finance and service charges not included in Lines 1 to 35 \$
(b) For health business on indicated lines report: Number of persons insured under PPO managed care products and number of persons insured under indemnity only products



ANNUAL STATEMENT FOR THE YEAR 2014 OF THE FREEDOM SPECIALTY INSURANCE COMPANY

EXHIBIT OF PREMIUMS AND LOSSES (Statutory Page 14)

NAIC Group Code 0140 BUSINESS IN THE STATE OF Delaware DURING THE YEAR 2014 NAIC Company Code 22209

Line of Business	Gross Premiums, Including Policy and Membership Fees, Less Return Premiums and Premiums on Policies not Taken		3 Dividends Paid or Credited to Policyholders on Direct Business	4 Direct Unearned Premium Reserves	5 Direct Losses Paid (deducting salvage)	6 Direct Losses Incurred	7 Direct Losses Unpaid	8 Direct Defense and Cost Containment Expense Paid	9 Direct Defense and Cost Containment Expense Incurred	10 Direct Defense and Cost Containment Expense Unpaid	11 Commissions and Brokerage Expenses	12 Taxes, Licenses and Fees
	1 Direct Premiums Written	2 Direct Premiums Earned										
1. Fire												
2.1 Allied lines												
2.2 Multiple peril crop												
2.3 Federal flood												
2.4. Private crop												
3. Farmowners multiple peril												
4. Homeowners multiple peril												
5.1 Commercial multiple peril (non-liability portion)												
5.2 Commercial multiple peril (liability portion)												
6. Mortgage guaranty												
8. Ocean marine												
9. Inland marine												
10. Financial guaranty												
11. Medical professional liability												
12. Earthquake												
13. Group accident and health (b)												
14. Credit accident and health (group and individual)												
15.1 Collectively renewable accident and health (b)												
15.2 Non-cancelable accident and health(b)												
15.3 Guaranteed renewable accident and health(b)												
15.4 Non-renewable for stated reasons only (b)												
15.5 Other accident only												
15.6 Medicare Title XVIII exempt from state taxes or fees												
15.7 All other accident and health (b)												
15.8 Federal employees health benefits plan premium (b)												
16. Workers' compensation												
17.1 Other Liability - occurrence						(388,142)			(33,424)			
17.2 Other Liability - claims made	1,434,916	1,040,097		672,715	683,022	683,022		69,653	69,653		198,775	30,338
17.3 Excess workers' compensation												
18. Products liability												
19.1 Private passenger auto no-fault (personal injury protection)												
19.2 Other private passenger auto liability												
19.3 Commercial auto no-fault (personal injury protection)												
19.4 Other commercial auto liability												
21.1 Private passenger auto physical damage												
21.2 Commercial auto physical damage												
22. Aircraft (all perils)												
23. Fidelity												
24. Surety												
26. Burglary and theft												
27. Boiler and machinery												
28. Credit												
30. Warranty												
34. Aggregate write-ins for other lines of business												
35. TOTALS (a)	1,434,916	1,040,097		672,715		294,880	683,022		36,229	69,653	198,775	30,338
DETAILS OF WRITE-INS												
3401.												
3402.												
3403.												
3498. Summary of remaining write-ins for Line 34 from overflow page												
3499. Totals (Lines 3401 thru 3403 plus 3498)(Line 34 above)												

(a) Finance and service charges not included in Lines 1 to 35 \$ and number of persons insured under indemnity only products

(b) For health business on indicated lines report: Number of persons insured under PPO managed care products and number of persons insured under indemnity only products



ANNUAL STATEMENT FOR THE YEAR 2014 OF THE FREEDOM SPECIALTY INSURANCE COMPANY

EXHIBIT OF PREMIUMS AND LOSSES (Statutory Page 14)

NAIC Group Code 0140 BUSINESS IN THE STATE OF District of Columbia DURING THE YEAR 2014 NAIC Company Code 22209

Line of Business	Gross Premiums, Including Policy and Membership Fees, Less Return Premiums and Premiums on Policies not Taken		3 Dividends Paid or Credited to Policyholders on Direct Business	4 Direct Unearned Premium Reserves	5 Direct Losses Paid (deducting salvage)	6 Direct Losses Incurred	7 Direct Losses Unpaid	8 Direct Defense and Cost Containment Expense Paid	9 Direct Defense and Cost Containment Expense Incurred	10 Direct Defense and Cost Containment Expense Unpaid	11 Commissions and Brokerage Expenses	12 Taxes, Licenses and Fees
	1 Direct Premiums Written	2 Direct Premiums Earned										
1. Fire												
2.1 Allied lines												
2.2 Multiple peril crop												
2.3 Federal flood												
2.4. Private crop												
3. Farmowners multiple peril												
4. Homeowners multiple peril												
5.1 Commercial multiple peril (non-liability portion)												
5.2 Commercial multiple peril (liability portion)												
6. Mortgage guaranty												
8. Ocean marine												
9. Inland marine												
10. Financial guaranty												
11. Medical professional liability												
12. Earthquake												
13. Group accident and health (b)												
14. Credit accident and health (group and individual)												
15.1 Collectively renewable accident and health (b)												
15.2 Non-cancelable accident and health(b)												
15.3 Guaranteed renewable accident and health(b)												
15.4 Non-renewable for stated reasons only (b)												
15.5 Other accident only												
15.6 Medicare Title XVIII exempt from state taxes or fees												
15.7 All other accident and health (b)												
15.8 Federal employees health benefits plan premium (b)												
16. Workers' compensation												
17.1 Other Liability - occurrence						(929,028)			(81,702)			365
17.2 Other Liability - claims made	979,319	1,047,515		486,684	1,206,429	1,206,429			111,870	111,870	120,987	24,205
17.3 Excess workers' compensation												
18. Products liability												
19.1 Private passenger auto no-fault (personal injury protection)												
19.2 Other private passenger auto liability												
19.3 Commercial auto no-fault (personal injury protection)												
19.4 Other commercial auto liability												
21.1 Private passenger auto physical damage												
21.2 Commercial auto physical damage												
22. Aircraft (all perils)												
23. Fidelity												
24. Surety												
26. Burglary and theft												
27. Boiler and machinery												
28. Credit												
30. Warranty												
34. Aggregate write-ins for other lines of business												
35. TOTALS (a)	979,319	1,047,515		486,684		277,401	1,206,429		30,169	111,870	120,987	24,570
DETAILS OF WRITE-INS												
3401.												
3402.												
3403.												
3498. Summary of remaining write-ins for Line 34 from overflow page												
3499. Totals (Lines 3401 thru 3403 plus 3498)(Line 34 above)												

(a) Finance and service charges not included in Lines 1 to 35 \$
(b) For health business on indicated lines report: Number of persons insured under PPO managed care products and number of persons insured under indemnity only products



ANNUAL STATEMENT FOR THE YEAR 2014 OF THE FREEDOM SPECIALTY INSURANCE COMPANY

EXHIBIT OF PREMIUMS AND LOSSES (Statutory Page 14)

NAIC Group Code 0140 BUSINESS IN THE STATE OF Florida DURING THE YEAR 2014 NAIC Company Code 22209

Line of Business	Gross Premiums, Including Policy and Membership Fees, Less Return Premiums and Premiums on Policies not Taken		3 Dividends Paid or Credited to Policyholders on Direct Business	4 Direct Unearned Premium Reserves	5 Direct Losses Paid (deducting salvage)	6 Direct Losses Incurred	7 Direct Losses Unpaid	8 Direct Defense and Cost Containment Expense Paid	9 Direct Defense and Cost Containment Expense Incurred	10 Direct Defense and Cost Containment Expense Unpaid	11 Commissions and Brokerage Expenses	12 Taxes, Licenses and Fees
	1 Direct Premiums Written	2 Direct Premiums Earned										
1. Fire												
2.1 Allied lines												
2.2 Multiple peril crop												
2.3 Federal flood												
2.4. Private crop												
3. Farmowners multiple peril												
4. Homeowners multiple peril												
5.1 Commercial multiple peril (non-liability portion)												
5.2 Commercial multiple peril (liability portion)												
6. Mortgage guaranty												
8. Ocean marine												
9. Inland marine												
10. Financial guaranty												
11. Medical professional liability												
12. Earthquake												
13. Group accident and health (b)												
14. Credit accident and health (group and individual)												
15.1 Collectively renewable accident and health (b)												
15.2 Non-cancelable accident and health(b)												
15.3 Guaranteed renewable accident and health(b)												
15.4 Non-renewable for stated reasons only (b)												
15.5 Other accident only												
15.6 Medicare Title XVIII exempt from state taxes or fees												
15.7 All other accident and health (b)												
15.8 Federal employees health benefits plan premium (b)												
16. Workers' compensation												
17.1 Other Liability - occurrence	44,000	1,833		42,167		(182,876)			(15,594)			729
17.2 Other Liability - claims made	1,443,522	712,821		802,774		422,768	422,768		46,659	46,659	164,937	34,518
17.3 Excess workers' compensation												
18. Products liability												
19.1 Private passenger auto no-fault (personal injury protection)												
19.2 Other private passenger auto liability												
19.3 Commercial auto no-fault (personal injury protection)												
19.4 Other commercial auto liability												
21.1 Private passenger auto physical damage												
21.2 Commercial auto physical damage												
22. Aircraft (all perils)												
23. Fidelity												
24. Surety												
26. Burglary and theft												
27. Boiler and machinery												
28. Credit												
30. Warranty												
34. Aggregate write-ins for other lines of business												
35. TOTALS (a)	1,487,522	714,654		844,941		239,892	422,768		31,064	46,659	164,937	35,247
DETAILS OF WRITE-INS												
3401.												
3402.												
3403.												
3498. Summary of remaining write-ins for Line 34 from overflow page												
3499. Totals (Lines 3401 thru 3403 plus 3498)(Line 34 above)												

(a) Finance and service charges not included in Lines 1 to 35 \$
(b) For health business on indicated lines report: Number of persons insured under PPO managed care products and number of persons insured under indemnity only products



ANNUAL STATEMENT FOR THE YEAR 2014 OF THE FREEDOM SPECIALTY INSURANCE COMPANY

EXHIBIT OF PREMIUMS AND LOSSES (Statutory Page 14)

NAIC Group Code 0140 BUSINESS IN THE STATE OF Georgia DURING THE YEAR 2014 NAIC Company Code 22209

Line of Business	Gross Premiums, Including Policy and Membership Fees, Less Return Premiums and Premiums on Policies not Taken		3 Dividends Paid or Credited to Policyholders on Direct Business	4 Direct Unearned Premium Reserves	5 Direct Losses Paid (deducting salvage)	6 Direct Losses Incurred	7 Direct Losses Unpaid	8 Direct Defense and Cost Containment Expense Paid	9 Direct Defense and Cost Containment Expense Incurred	10 Direct Defense and Cost Containment Expense Unpaid	11 Commissions and Brokerage Expenses	12 Taxes, Licenses and Fees
	1 Direct Premiums Written	2 Direct Premiums Earned										
1. Fire												
2.1 Allied lines												
2.2 Multiple peril crop												
2.3 Federal flood												
2.4. Private crop												
3. Farmowners multiple peril												
4. Homeowners multiple peril												
5.1 Commercial multiple peril (non-liability portion)												
5.2 Commercial multiple peril (liability portion)												
6. Mortgage guaranty												
8. Ocean marine												
9. Inland marine												
10. Financial guaranty												
11. Medical professional liability												
12. Earthquake												
13. Group accident and health (b)												
14. Credit accident and health (group and individual)												
15.1 Collectively renewable accident and health (b)												
15.2 Non-cancelable accident and health(b)												
15.3 Guaranteed renewable accident and health(b)												
15.4 Non-renewable for stated reasons only (b)												
15.5 Other accident only												
15.6 Medicare Title XVIII exempt from state taxes or fees												
15.7 All other accident and health (b)												
15.8 Federal employees health benefits plan premium (b)												
16. Workers' compensation												
17.1 Other Liability - occurrence						(1,102,258)			(94,385)			
17.2 Other Liability - claims made	2,312,344	2,117,064		1,328,356	1,689,185	1,689,185		165,721	165,721	169,810	95,992	
17.3 Excess workers' compensation												
18. Products liability												
19.1 Private passenger auto no-fault (personal injury protection)												
19.2 Other private passenger auto liability												
19.3 Commercial auto no-fault (personal injury protection)												
19.4 Other commercial auto liability												
21.1 Private passenger auto physical damage												
21.2 Commercial auto physical damage												
22. Aircraft (all perils)												
23. Fidelity												
24. Surety												
26. Burglary and theft												
27. Boiler and machinery												
28. Credit												
30. Warranty												
34. Aggregate write-ins for other lines of business												
35. TOTALS (a)	2,312,344	2,117,064		1,328,356	586,927	1,689,185		71,336	165,721	169,810	95,992	
DETAILS OF WRITE-INS												
3401.												
3402.												
3403.												
3498. Summary of remaining write-ins for Line 34 from overflow page												
3499. Totals (Lines 3401 thru 3403 plus 3498)(Line 34 above)												

(a) Finance and service charges not included in Lines 1 to 35 \$ and number of persons insured under indemnity only products

(b) For health business on indicated lines report: Number of persons insured under PPO managed care products and number of persons insured under indemnity only products



ANNUAL STATEMENT FOR THE YEAR 2014 OF THE FREEDOM SPECIALTY INSURANCE COMPANY

EXHIBIT OF PREMIUMS AND LOSSES (Statutory Page 14)

NAIC Group Code 0140 BUSINESS IN THE STATE OF Hawaii DURING THE YEAR 2014 NAIC Company Code 22209

Line of Business		Gross Premiums, Including Policy and Membership Fees, Less Return Premiums and Premiums on Policies not Taken		3	4	5	6	7	8	9	10	11	12
		1	2										
		Direct Premiums Written	Direct Premiums Earned	Dividends Paid or Credited to Policyholders on Direct Business	Direct Unearned Premium Reserves	Direct Losses Paid (deducting salvage)	Direct Losses Incurred	Direct Losses Unpaid	Direct Defense and Cost Containment Expense Paid	Direct Defense and Cost Containment Expense Incurred	Direct Defense and Cost Containment Expense Unpaid	Commissions and Brokerage Expenses	Taxes, Licenses and Fees
1.	Fire												
2.1	Allied lines												
2.2	Multiple peril crop												
2.3	Federal flood												
2.4	Private crop												
3.	Farmowners multiple peril												
4.	Homeowners multiple peril												
5.1	Commercial multiple peril (non-liability portion)												
5.2	Commercial multiple peril (liability portion)												
6.	Mortgage guaranty												
8.	Ocean marine												
9.	Inland marine												
10.	Financial guaranty												
11.	Medical professional liability												
12.	Earthquake												
13.	Group accident and health (b)												
14.	Credit accident and health (group and individual)												
15.1	Collectively renewable accident and health (b)												
15.2	Non-cancelable accident and health(b)												
15.3	Guaranteed renewable accident and health(b)												
15.4	Non-renewable for stated reasons only (b)												
15.5	Other accident only												
15.6	Medicare Title XVIII exempt from state taxes or fees												
15.7	All other accident and health (b)												
15.8	Federal employees health benefits plan premium (b)												
16.	Workers' compensation												
17.1	Other Liability - occurrence												
17.2	Other Liability - claims made	6,781	2,363		4,418		1,063	1,063		214	214	1,526	289
17.3	Excess workers' compensation												
18.	Products liability												
19.1	Private passenger auto no-fault (personal injury protection)												
19.2	Other private passenger auto liability												
19.3	Commercial auto no-fault (personal injury protection)												
19.4	Other commercial auto liability												
21.1	Private passenger auto physical damage												
21.2	Commercial auto physical damage												
22.	Aircraft (all perils)												
23.	Fidelity												
24.	Surety												
26.	Burglary and theft												
27.	Boiler and machinery												
28.	Credit												
30.	Warranty												
34.	Aggregate write-ins for other lines of business												
35.	TOTALS (a)	6,781	2,363		4,418		1,063	1,063		214	214	1,526	289
DETAILS OF WRITE-INS													
3401.												
3402.												
3403.												
3498.	Summary of remaining write-ins for Line 34 from overflow page												
3499.	Totals (Lines 3401 thru 3403 plus 3498)(Line 34 above)												

(a) Finance and service charges not included in Lines 1 to 35 \$ and number of persons insured under indemnity only products

(b) For health business on indicated lines report: Number of persons insured under PPO managed care products and number of persons insured under indemnity only products



ANNUAL STATEMENT FOR THE YEAR 2014 OF THE FREEDOM SPECIALTY INSURANCE COMPANY

EXHIBIT OF PREMIUMS AND LOSSES (Statutory Page 14)

NAIC Group Code 0140 BUSINESS IN THE STATE OF Idaho DURING THE YEAR 2014 NAIC Company Code 22209

Line of Business	Gross Premiums, Including Policy and Membership Fees, Less Return Premiums and Premiums on Policies not Taken		3 Dividends Paid or Credited to Policyholders on Direct Business	4 Direct Unearned Premium Reserves	5 Direct Losses Paid (deducting salvage)	6 Direct Losses Incurred	7 Direct Losses Unpaid	8 Direct Defense and Cost Containment Expense Paid	9 Direct Defense and Cost Containment Expense Incurred	10 Direct Defense and Cost Containment Expense Unpaid	11 Commissions and Brokerage Expenses	12 Taxes, Licenses and Fees
	1 Direct Premiums Written	2 Direct Premiums Earned										
1. Fire												
2.1 Allied lines												
2.2 Multiple peril crop												
2.3 Federal flood												
2.4. Private crop												
3. Farmowners multiple peril												
4. Homeowners multiple peril												
5.1 Commercial multiple peril (non-liability portion)												
5.2 Commercial multiple peril (liability portion)												
6. Mortgage guaranty												
8. Ocean marine												
9. Inland marine												
10. Financial guaranty												
11. Medical professional liability												
12. Earthquake												
13. Group accident and health (b)												
14. Credit accident and health (group and individual)												
15.1 Collectively renewable accident and health (b)												
15.2 Non-cancelable accident and health(b)												
15.3 Guaranteed renewable accident and health(b)												
15.4 Non-renewable for stated reasons only (b)												
15.5 Other accident only												
15.6 Medicare Title XVIII exempt from state taxes or fees												
15.7 All other accident and health (b)												
15.8 Federal employees health benefits plan premium (b)												
16. Workers' compensation												
17.1 Other Liability - occurrence												10
17.2 Other Liability - claims made												
17.3 Excess workers' compensation												
18. Products liability												
19.1 Private passenger auto no-fault (personal injury protection)												
19.2 Other private passenger auto liability												
19.3 Commercial auto no-fault (personal injury protection)												
19.4 Other commercial auto liability												
21.1 Private passenger auto physical damage												
21.2 Commercial auto physical damage												
22. Aircraft (all perils)												
23. Fidelity												
24. Surety												
26. Burglary and theft												
27. Boiler and machinery												
28. Credit												
30. Warranty												
34. Aggregate write-ins for other lines of business												
35. TOTALS (a)												10
DETAILS OF WRITE-INS												
3401.												
3402.												
3403.												
3498. Summary of remaining write-ins for Line 34 from overflow page												
3499. Totals (Lines 3401 thru 3403 plus 3498)(Line 34 above)												

(a) Finance and service charges not included in Lines 1 to 35 \$ and number of persons insured under indemnity only products

(b) For health business on indicated lines report: Number of persons insured under PPO managed care products and number of persons insured under indemnity only products



ANNUAL STATEMENT FOR THE YEAR 2014 OF THE FREEDOM SPECIALTY INSURANCE COMPANY

EXHIBIT OF PREMIUMS AND LOSSES (Statutory Page 14)

NAIC Group Code 0140 BUSINESS IN THE STATE OF Illinois DURING THE YEAR 2014 NAIC Company Code 22209

Line of Business	Gross Premiums, Including Policy and Membership Fees, Less Return Premiums and Premiums on Policies not Taken		3 Dividends Paid or Credited to Policyholders on Direct Business	4 Direct Unearned Premium Reserves	5 Direct Losses Paid (deducting salvage)	6 Direct Losses Incurred	7 Direct Losses Unpaid	8 Direct Defense and Cost Containment Expense Paid	9 Direct Defense and Cost Containment Expense Incurred	10 Direct Defense and Cost Containment Expense Unpaid	11 Commissions and Brokerage Expenses	12 Taxes, Licenses and Fees
	1 Direct Premiums Written	2 Direct Premiums Earned										
1. Fire												
2.1 Allied lines												
2.2 Multiple peril crop												
2.3 Federal flood												
2.4. Private crop												
3. Farmowners multiple peril												
4. Homeowners multiple peril												
5.1 Commercial multiple peril (non-liability portion)												
5.2 Commercial multiple peril (liability portion)												
6. Mortgage guaranty												
8. Ocean marine												
9. Inland marine												
10. Financial guaranty												
11. Medical professional liability												
12. Earthquake												
13. Group accident and health (b)												
14. Credit accident and health (group and individual)												
15.1 Collectively renewable accident and health (b)												
15.2 Non-cancelable accident and health(b)												
15.3 Guaranteed renewable accident and health(b)												
15.4 Non-renewable for stated reasons only (b)												
15.5 Other accident only												
15.6 Medicare Title XVIII exempt from state taxes or fees												
15.7 All other accident and health (b)												
15.8 Federal employees health benefits plan premium (b)												
16. Workers' compensation												
17.1 Other Liability - occurrence						(3,775,256)			(327,638)			
17.2 Other Liability - claims made	5,466,847	5,107,636		2,631,366		(142,673)	4,857,327	56,207	488,488	482,281	472,045	118,251
17.3 Excess workers' compensation												
18. Products liability												
19.1 Private passenger auto no-fault (personal injury protection)												
19.2 Other private passenger auto liability												
19.3 Commercial auto no-fault (personal injury protection)												
19.4 Other commercial auto liability												
21.1 Private passenger auto physical damage												
21.2 Commercial auto physical damage												
22. Aircraft (all perils)												
23. Fidelity												
24. Surety												
26. Burglary and theft												
27. Boiler and machinery												
28. Credit												
30. Warranty												
34. Aggregate write-ins for other lines of business												
35. TOTALS (a)	5,466,847	5,107,636		2,631,366		(3,917,929)	4,857,327	56,207	160,849	482,281	472,045	118,251
DETAILS OF WRITE-INS												
3401.												
3402.												
3403.												
3498. Summary of remaining write-ins for Line 34 from overflow page												
3499. Totals (Lines 3401 thru 3403 plus 3498)(Line 34 above)												

(a) Finance and service charges not included in Lines 1 to 35 \$
(b) For health business on indicated lines report: Number of persons insured under PPO managed care products and number of persons insured under indemnity only products



ANNUAL STATEMENT FOR THE YEAR 2014 OF THE FREEDOM SPECIALTY INSURANCE COMPANY

EXHIBIT OF PREMIUMS AND LOSSES (Statutory Page 14)

NAIC Group Code 0140 BUSINESS IN THE STATE OF Indiana DURING THE YEAR 2014 NAIC Company Code 22209

Line of Business	Gross Premiums, Including Policy and Membership Fees, Less Return Premiums and Premiums on Policies not Taken		3 Dividends Paid or Credited to Policyholders on Direct Business	4 Direct Unearned Premium Reserves	5 Direct Losses Paid (deducting salvage)	6 Direct Losses Incurred	7 Direct Losses Unpaid	8 Direct Defense and Cost Containment Expense Paid	9 Direct Defense and Cost Containment Expense Incurred	10 Direct Defense and Cost Containment Expense Unpaid	11 Commissions and Brokerage Expenses	12 Taxes, Licenses and Fees
	1 Direct Premiums Written	2 Direct Premiums Earned										
1. Fire												
2.1 Allied lines												
2.2 Multiple peril crop												
2.3 Federal flood												
2.4. Private crop												
3. Farmowners multiple peril												
4. Homeowners multiple peril												
5.1 Commercial multiple peril (non-liability portion)												
5.2 Commercial multiple peril (liability portion)												
6. Mortgage guaranty												
8. Ocean marine												
9. Inland marine												
10. Financial guaranty												
11. Medical professional liability												
12. Earthquake												
13. Group accident and health (b)												
14. Credit accident and health (group and individual)												
15.1 Collectively renewable accident and health (b)												
15.2 Non-cancelable accident and health(b)												
15.3 Guaranteed renewable accident and health(b)												
15.4 Non-renewable for stated reasons only (b)												
15.5 Other accident only												
15.6 Medicare Title XVIII exempt from state taxes or fees												
15.7 All other accident and health (b)												
15.8 Federal employees health benefits plan premium (b)												
16. Workers' compensation												
17.1 Other Liability - occurrence						(321,390)			(26,396)			.80
17.2 Other Liability - claims made	794,225	633,925		494,719		419,558	419,558		47,985	47,985	26,827	13,377
17.3 Excess workers' compensation												
18. Products liability												
19.1 Private passenger auto no-fault (personal injury protection)												
19.2 Other private passenger auto liability												
19.3 Commercial auto no-fault (personal injury protection)												
19.4 Other commercial auto liability												
21.1 Private passenger auto physical damage												
21.2 Commercial auto physical damage												
22. Aircraft (all perils)												
23. Fidelity												
24. Surety												
26. Burglary and theft												
27. Boiler and machinery												
28. Credit												
30. Warranty												
34. Aggregate write-ins for other lines of business												
35. TOTALS (a)	794,225	633,925		494,719		98,168	419,558		21,589	47,985	26,827	13,457
DETAILS OF WRITE-INS												
3401.												
3402.												
3403.												
3498. Summary of remaining write-ins for Line 34 from overflow page												
3499. Totals (Lines 3401 thru 3403 plus 3498)(Line 34 above)												

(a) Finance and service charges not included in Lines 1 to 35 \$
(b) For health business on indicated lines report: Number of persons insured under PPO managed care products and number of persons insured under indemnity only products



ANNUAL STATEMENT FOR THE YEAR 2014 OF THE FREEDOM SPECIALTY INSURANCE COMPANY

EXHIBIT OF PREMIUMS AND LOSSES (Statutory Page 14)

NAIC Group Code 0140 BUSINESS IN THE STATE OF Iowa DURING THE YEAR 2014 NAIC Company Code 22209

Line of Business		Gross Premiums, Including Policy and Membership Fees, Less Return Premiums and Premiums on Policies not Taken		3	4	5	6	7	8	9	10	11	12
		1	2										
		Direct Premiums Written	Direct Premiums Earned	Dividends Paid or Credited to Policyholders on Direct Business	Direct Unearned Premium Reserves	Direct Losses Paid (deducting salvage)	Direct Losses Incurred	Direct Losses Unpaid	Direct Defense and Cost Containment Expense Paid	Direct Defense and Cost Containment Expense Incurred	Direct Defense and Cost Containment Expense Unpaid	Commissions and Brokerage Expenses	Taxes, Licenses and Fees
1.	Fire												
2.1	Allied lines												
2.2	Multiple peril crop												
2.3	Federal flood												
2.4	Private crop												
3.	Farmowners multiple peril												
4.	Homeowners multiple peril												
5.1	Commercial multiple peril (non-liability portion)												
5.2	Commercial multiple peril (liability portion)												
6.	Mortgage guaranty												
8.	Ocean marine												
9.	Inland marine												
10.	Financial guaranty												
11.	Medical professional liability												
12.	Earthquake												
13.	Group accident and health (b)												
14.	Credit accident and health (group and individual)												
15.1	Collectively renewable accident and health (b)												
15.2	Non-cancelable accident and health(b)												
15.3	Guaranteed renewable accident and health(b)												
15.4	Non-renewable for stated reasons only (b)												
15.5	Other accident only												
15.6	Medicare Title XVIII exempt from state taxes or fees												
15.7	All other accident and health (b)												
15.8	Federal employees health benefits plan premium (b)												
16.	Workers' compensation												
17.1	Other Liability - occurrence						(198,303)			(17,268)			
17.2	Other Liability - claims made	126,532	192,234		173,458		262,919	262,919		23,090	23,090	12,272	3,456
17.3	Excess workers' compensation												
18.	Products liability												
19.1	Private passenger auto no-fault (personal injury protection)												
19.2	Other private passenger auto liability												
19.3	Commercial auto no-fault (personal injury protection)												
19.4	Other commercial auto liability												
21.1	Private passenger auto physical damage												
21.2	Commercial auto physical damage												
22.	Aircraft (all perils)												
23.	Fidelity												
24.	Surety												
26.	Burglary and theft												
27.	Boiler and machinery												
28.	Credit												
30.	Warranty												
34.	Aggregate write-ins for other lines of business												
35.	TOTALS (a)	126,532	192,234		173,458		64,616	262,919		5,822	23,090	12,272	3,456
DETAILS OF WRITE-INS													
3401.												
3402.												
3403.												
3498.	Summary of remaining write-ins for Line 34 from overflow page												
3499.	Totals (Lines 3401 thru 3403 plus 3498)(Line 34 above)												

(a) Finance and service charges not included in Lines 1 to 35 \$ and number of persons insured under indemnity only products

(b) For health business on indicated lines report: Number of persons insured under PPO managed care products and number of persons insured under indemnity only products



ANNUAL STATEMENT FOR THE YEAR 2014 OF THE FREEDOM SPECIALTY INSURANCE COMPANY

EXHIBIT OF PREMIUMS AND LOSSES (Statutory Page 14)

NAIC Group Code 0140 BUSINESS IN THE STATE OF Kansas DURING THE YEAR 2014 NAIC Company Code 22209

Line of Business	Gross Premiums, Including Policy and Membership Fees, Less Return Premiums and Premiums on Policies not Taken		3 Dividends Paid or Credited to Policyholders on Direct Business	4 Direct Unearned Premium Reserves	5 Direct Losses Paid (deducting salvage)	6 Direct Losses Incurred	7 Direct Losses Unpaid	8 Direct Defense and Cost Containment Expense Paid	9 Direct Defense and Cost Containment Expense Incurred	10 Direct Defense and Cost Containment Expense Unpaid	11 Commissions and Brokerage Expenses	12 Taxes, Licenses and Fees
	1 Direct Premiums Written	2 Direct Premiums Earned										
1. Fire												
2.1 Allied lines												
2.2 Multiple peril crop												
2.3 Federal flood												
2.4. Private crop												
3. Farmowners multiple peril												
4. Homeowners multiple peril												
5.1 Commercial multiple peril (non-liability portion)												
5.2 Commercial multiple peril (liability portion)												
6. Mortgage guaranty												
8. Ocean marine												
9. Inland marine												
10. Financial guaranty												
11. Medical professional liability												
12. Earthquake												
13. Group accident and health (b)												
14. Credit accident and health (group and individual)												
15.1 Collectively renewable accident and health (b)												
15.2 Non-cancelable accident and health(b)												
15.3 Guaranteed renewable accident and health(b)												
15.4 Non-renewable for stated reasons only (b)												
15.5 Other accident only												
15.6 Medicare Title XVIII exempt from state taxes or fees												
15.7 All other accident and health (b)												
15.8 Federal employees health benefits plan premium (b)												
16. Workers' compensation												
17.1 Other Liability - occurrence						(10,477)			(878)			30
17.2 Other Liability - claims made	108,025	129,300		86,476	49,619	49,619	49,619		6,147	6,147	16,204	2,573
17.3 Excess workers' compensation												
18. Products liability												
19.1 Private passenger auto no-fault (personal injury protection)												
19.2 Other private passenger auto liability												
19.3 Commercial auto no-fault (personal injury protection)												
19.4 Other commercial auto liability												
21.1 Private passenger auto physical damage												
21.2 Commercial auto physical damage												
22. Aircraft (all perils)												
23. Fidelity												
24. Surety												
26. Burglary and theft												
27. Boiler and machinery												
28. Credit												
30. Warranty												
34. Aggregate write-ins for other lines of business												
35. TOTALS (a)	108,025	129,300		86,476		39,142	49,619		5,270	6,147	16,204	2,603
DETAILS OF WRITE-INS												
3401.												
3402.												
3403.												
3498. Summary of remaining write-ins for Line 34 from overflow page												
3499. Totals (Lines 3401 thru 3403 plus 3498)(Line 34 above)												

(a) Finance and service charges not included in Lines 1 to 35 \$ and number of persons insured under indemnity only products

(b) For health business on indicated lines report: Number of persons insured under PPO managed care products and number of persons insured under indemnity only products



ANNUAL STATEMENT FOR THE YEAR 2014 OF THE FREEDOM SPECIALTY INSURANCE COMPANY

EXHIBIT OF PREMIUMS AND LOSSES (Statutory Page 14)

NAIC Group Code 0140 BUSINESS IN THE STATE OF Kentucky DURING THE YEAR 2014 NAIC Company Code 22209

Line of Business		Gross Premiums, Including Policy and Membership Fees, Less Return Premiums and Premiums on Policies not Taken		3 Dividends Paid or Credited to Policyholders on Direct Business	4 Direct Unearned Premium Reserves	5 Direct Losses Paid (deducting salvage)	6 Direct Losses Incurred	7 Direct Losses Unpaid	8 Direct Defense and Cost Containment Expense Paid	9 Direct Defense and Cost Containment Expense Incurred	10 Direct Defense and Cost Containment Expense Unpaid	11 Commissions and Brokerage Expenses	12 Taxes, Licenses and Fees
		1 Direct Premiums Written	2 Direct Premiums Earned										
1.	Fire	8,286	8,395		3,347		621	787		130	149	1,657	616
2.1	Allied lines	24,363	19,821		12,840		587	925		156	172	4,873	1,378
2.2	Multiple peril crop												
2.3	Federal flood												
2.4.	Private crop												
3.	Farmowners multiple peril												
4.	Homeowners multiple peril												
5.1	Commercial multiple peril (non-liability portion)	2,042	425		1,617		38	38		1	1	140	178
5.2	Commercial multiple peril (liability portion)											(435)	
6.	Mortgage guaranty												
8.	Ocean marine												
9.	Inland marine												
10.	Financial guaranty												
11.	Medical professional liability												
12.	Earthquake												
13.	Group accident and health (b)												
14.	Credit accident and health (group and individual)												
15.1	Collectively renewable accident and health (b)												
15.2	Non-cancelable accident and health(b)												
15.3	Guaranteed renewable accident and health(b)												
15.4	Non-renewable for stated reasons only (b)												
15.5	Other accident only												
15.6	Medicare Title XVIII exempt from state taxes or fees												
15.7	All other accident and health (b)												
15.8	Federal employees health benefits plan premium (b)												
16.	Workers' compensation												
17.1	Other Liability - occurrence						(52,988)			(4,315)			
17.2	Other Liability - claims made	57,927	70,343		23,021		56,208	56,208		6,612	6,612	9,096	742
17.3	Excess workers' compensation												
18.	Products liability												
19.1	Private passenger auto no-fault (personal injury protection)												
19.2	Other private passenger auto liability												
19.3	Commercial auto no-fault (personal injury protection)	27,466	23,961		12,323	69,981	138,640	78,659	4	13,026	14,551	5,493	1,789
19.4	Other commercial auto liability	895,570	820,636		390,229	89,861	472,606	432,675		75,805	90,282	179,119	2,940
21.1	Private passenger auto physical damage												
21.2	Commercial auto physical damage	253,914	287,844		108,589	190,638	369,177	184,188	10	6,960	9,827	50,784	19,134
22.	Aircraft (all perils)												
23.	Fidelity												
24.	Surety												
26.	Burglary and theft												
27.	Boiler and machinery											(7)	
28.	Credit												
30.	Warranty												
34.	Aggregate write-ins for other lines of business												
35.	TOTALS (a)	1,269,568	1,231,425		551,966	350,480	984,889	753,480	14	98,375	121,596	250,720	26,778
DETAILS OF WRITE-INS													
3401.												
3402.												
3403.												
3498.	Summary of remaining write-ins for Line 34 from overflow page												
3499.	Totals (Lines 3401 thru 3403 plus 3498)(Line 34 above)												

(a) Finance and service charges not included in Lines 1 to 35 \$ and number of persons insured under indemnity only products

(b) For health business on indicated lines report: Number of persons insured under PPO managed care products and number of persons insured under indemnity only products



ANNUAL STATEMENT FOR THE YEAR 2014 OF THE FREEDOM SPECIALTY INSURANCE COMPANY

EXHIBIT OF PREMIUMS AND LOSSES (Statutory Page 14)

NAIC Group Code 0140 BUSINESS IN THE STATE OF Louisiana DURING THE YEAR 2014 NAIC Company Code 22209

Line of Business	Gross Premiums, Including Policy and Membership Fees, Less Return Premiums and Premiums on Policies not Taken		3 Dividends Paid or Credited to Policyholders on Direct Business	4 Direct Unearned Premium Reserves	5 Direct Losses Paid (deducting salvage)	6 Direct Losses Incurred	7 Direct Losses Unpaid	8 Direct Defense and Cost Containment Expense Paid	9 Direct Defense and Cost Containment Expense Incurred	10 Direct Defense and Cost Containment Expense Unpaid	11 Commissions and Brokerage Expenses	12 Taxes, Licenses and Fees
	1 Direct Premiums Written	2 Direct Premiums Earned										
1. Fire												
2.1 Allied lines												
2.2 Multiple peril crop												
2.3 Federal flood												
2.4. Private crop												
3. Farmowners multiple peril												
4. Homeowners multiple peril												
5.1 Commercial multiple peril (non-liability portion)												
5.2 Commercial multiple peril (liability portion)												
6. Mortgage guaranty												
8. Ocean marine												
9. Inland marine												
10. Financial guaranty												
11. Medical professional liability												
12. Earthquake												
13. Group accident and health (b)												
14. Credit accident and health (group and individual)												
15.1 Collectively renewable accident and health (b)												
15.2 Non-cancelable accident and health(b)												
15.3 Guaranteed renewable accident and health(b)												
15.4 Non-renewable for stated reasons only (b)												
15.5 Other accident only												
15.6 Medicare Title XVIII exempt from state taxes or fees												
15.7 All other accident and health (b)												
15.8 Federal employees health benefits plan premium (b)												
16. Workers' compensation												
17.1 Other Liability - occurrence	75,000	75,000				(180,094)			(14,622)		12,000	8,405
17.2 Other Liability - claims made	155,865	184,809		112,154		202,834	202,834		22,498	22,498	24,671	5,759
17.3 Excess workers' compensation												
18. Products liability												
19.1 Private passenger auto no-fault (personal injury protection)												
19.2 Other private passenger auto liability												
19.3 Commercial auto no-fault (personal injury protection)												
19.4 Other commercial auto liability												
21.1 Private passenger auto physical damage												
21.2 Commercial auto physical damage												
22. Aircraft (all perils)												
23. Fidelity												
24. Surety												
26. Burglary and theft												
27. Boiler and machinery												
28. Credit												
30. Warranty												
34. Aggregate write-ins for other lines of business												
35. TOTALS (a)	230,865	259,809		112,154		22,739	202,834		7,876	22,498	36,671	14,164
DETAILS OF WRITE-INS												
3401.												
3402.												
3403.												
3498. Summary of remaining write-ins for Line 34 from overflow page												
3499. Totals (Lines 3401 thru 3403 plus 3498)(Line 34 above)												

(a) Finance and service charges not included in Lines 1 to 35 \$
(b) For health business on indicated lines report: Number of persons insured under PPO managed care products and number of persons insured under indemnity only products



ANNUAL STATEMENT FOR THE YEAR 2014 OF THE FREEDOM SPECIALTY INSURANCE COMPANY
EXHIBIT OF PREMIUMS AND LOSSES (Statutory Page 14)

NAIC Group Code 0140 BUSINESS IN THE STATE OF Maine DURING THE YEAR 2014 NAIC Company Code 22209

Line of Business	Gross Premiums, Including Policy and Membership Fees, Less Return Premiums and Premiums on Policies not Taken		3 Dividends Paid or Credited to Policyholders on Direct Business	4 Direct Unearned Premium Reserves	5 Direct Losses Paid (deducting salvage)	6 Direct Losses Incurred	7 Direct Losses Unpaid	8 Direct Defense and Cost Containment Expense Paid	9 Direct Defense and Cost Containment Expense Incurred	10 Direct Defense and Cost Containment Expense Unpaid	11 Commissions and Brokerage Expenses	12 Taxes, Licenses and Fees
	1 Direct Premiums Written	2 Direct Premiums Earned										
1. Fire												
2.1 Allied lines												
2.2 Multiple peril crop												
2.3 Federal flood												
2.4. Private crop												
3. Farmowners multiple peril												
4. Homeowners multiple peril												
5.1 Commercial multiple peril (non-liability portion)												
5.2 Commercial multiple peril (liability portion)												
6. Mortgage guaranty												
8. Ocean marine												
9. Inland marine												
10. Financial guaranty												
11. Medical professional liability												
12. Earthquake												
13. Group accident and health (b)												
14. Credit accident and health (group and individual)												
15.1 Collectively renewable accident and health (b)												
15.2 Non-cancelable accident and health(b)												
15.3 Guaranteed renewable accident and health(b)												
15.4 Non-renewable for stated reasons only (b)												
15.5 Other accident only												
15.6 Medicare Title XVIII exempt from state taxes or fees												
15.7 All other accident and health (b)												
15.8 Federal employees health benefits plan premium (b)												
16. Workers' compensation												
17.1 Other Liability - occurrence												350
17.2 Other Liability - claims made												
17.3 Excess workers' compensation												
18. Products liability												
19.1 Private passenger auto no-fault (personal injury protection)												
19.2 Other private passenger auto liability												
19.3 Commercial auto no-fault (personal injury protection)												
19.4 Other commercial auto liability												
21.1 Private passenger auto physical damage												
21.2 Commercial auto physical damage												
22. Aircraft (all perils)												
23. Fidelity												
24. Surety												
26. Burglary and theft												
27. Boiler and machinery												
28. Credit												
30. Warranty												
34. Aggregate write-ins for other lines of business												
35. TOTALS (a)												350
DETAILS OF WRITE-INS												
3401.												
3402.												
3403.												
3498. Summary of remaining write-ins for Line 34 from overflow page												
3499. Totals (Lines 3401 thru 3403 plus 3498)(Line 34 above)												

(a) Finance and service charges not included in Lines 1 to 35 \$ and number of persons insured under indemnity only products

(b) For health business on indicated lines report: Number of persons insured under PPO managed care products and number of persons insured under indemnity only products



ANNUAL STATEMENT FOR THE YEAR 2014 OF THE FREEDOM SPECIALTY INSURANCE COMPANY

EXHIBIT OF PREMIUMS AND LOSSES (Statutory Page 14)

NAIC Group Code 0140 BUSINESS IN THE STATE OF Maryland DURING THE YEAR 2014 NAIC Company Code 22209

Line of Business		Gross Premiums, Including Policy and Membership Fees, Less Return Premiums and Premiums on Policies not Taken		3 Dividends Paid or Credited to Policyholders on Direct Business	4 Direct Unearned Premium Reserves	5 Direct Losses Paid (deducting salvage)	6 Direct Losses Incurred	7 Direct Losses Unpaid	8 Direct Defense and Cost Containment Expense Paid	9 Direct Defense and Cost Containment Expense Incurred	10 Direct Defense and Cost Containment Expense Unpaid	11 Commissions and Brokerage Expenses	12 Taxes, Licenses and Fees
		1 Direct Premiums Written	2 Direct Premiums Earned										
1.	Fire												
2.1	Allied lines												
2.2	Multiple peril crop												
2.3	Federal flood												
2.4.	Private crop												
3.	Farmowners multiple peril												
4.	Homeowners multiple peril												
5.1	Commercial multiple peril (non-liability portion)												
5.2	Commercial multiple peril (liability portion)												
6.	Mortgage guaranty												
8.	Ocean marine												
9.	Inland marine												
10.	Financial guaranty												
11.	Medical professional liability												
12.	Earthquake												
13.	Group accident and health (b)												
14.	Credit accident and health (group and individual)												
15.1	Collectively renewable accident and health (b)												
15.2	Non-cancelable accident and health(b)												
15.3	Guaranteed renewable accident and health(b)												
15.4	Non-renewable for stated reasons only (b)												
15.5	Other accident only												
15.6	Medicare Title XVIII exempt from state taxes or fees												
15.7	All other accident and health (b)												
15.8	Federal employees health benefits plan premium (b)												
16.	Workers' compensation												
17.1	Other Liability - occurrence						(1,052,825)			(90,178)			
17.2	Other Liability - claims made	1,404,223	1,427,575		777,826		1,372,779	1,372,779		134,619	134,619	107,820	35,207
17.3	Excess workers' compensation												
18.	Products liability												
19.1	Private passenger auto no-fault (personal injury protection)												
19.2	Other private passenger auto liability												
19.3	Commercial auto no-fault (personal injury protection)												
19.4	Other commercial auto liability												
21.1	Private passenger auto physical damage												
21.2	Commercial auto physical damage												
22.	Aircraft (all perils)												
23.	Fidelity												
24.	Surety												
26.	Burglary and theft												
27.	Boiler and machinery												
28.	Credit												
30.	Warranty												
34.	Aggregate write-ins for other lines of business												
35.	TOTALS (a)	1,404,223	1,427,575		777,826		319,954	1,372,779		44,441	134,619	107,820	35,207
DETAILS OF WRITE-INS													
3401.												
3402.												
3403.												
3498.	Summary of remaining write-ins for Line 34 from overflow page												
3499.	Totals (Lines 3401 thru 3403 plus 3498)(Line 34 above)												

(a) Finance and service charges not included in Lines 1 to 35 \$
(b) For health business on indicated lines report: Number of persons insured under PPO managed care products and number of persons insured under indemnity only products



ANNUAL STATEMENT FOR THE YEAR 2014 OF THE FREEDOM SPECIALTY INSURANCE COMPANY

EXHIBIT OF PREMIUMS AND LOSSES (Statutory Page 14)

NAIC Group Code 0140 BUSINESS IN THE STATE OF Massachusetts DURING THE YEAR 2014 NAIC Company Code 22209

Line of Business		Gross Premiums, Including Policy and Membership Fees, Less Return Premiums and Premiums on Policies not Taken		3	4	5	6	7	8	9	10	11	12
		1 Direct Premiums Written	2 Direct Premiums Earned										
1.	Fire	896	(1,340)		2,235	133	464	332	14	33	19	127	20
2.1	Allied lines	437	(507)		945	147	6,333	6,187	25	851	826	62	10
2.2	Multiple peril crop												
2.3	Federal flood												
2.4	Private crop												
3.	Farmowners multiple peril												
4.	Homeowners multiple peril	11,054	(13,310)		24,364	1,761	5,849	4,088	253	855	601	1,569	252
5.1	Commercial multiple peril (non-liability portion)	532,636	478,575		277,945	4,709	32,983	28,275		5,538	6,518	124,225	14,773
5.2	Commercial multiple peril (liability portion)	939,493	816,823		500,105	47,926	486,914	473,040	52,127	183,188	146,125	219,031	26,107
6.	Mortgage guaranty												
8.	Ocean marine												
9.	Inland marine												
10.	Financial guaranty												
11.	Medical professional liability	5,274	1,099		4,175		258	258		150	150	1,160	125
12.	Earthquake												
13.	Group accident and health (b)												
14.	Credit accident and health (group and individual)												
15.1	Collectively renewable accident and health (b)												
15.2	Non-cancelable accident and health(b)												
15.3	Guaranteed renewable accident and health(b)												
15.4	Non-renewable for stated reasons only (b)												
15.5	Other accident only												
15.6	Medicare Title XVIII exempt from state taxes or fees												
15.7	All other accident and health (b)												
15.8	Federal employees health benefits plan premium (b)												
16.	Workers' compensation												
17.1	Other Liability - occurrence	633,053	590,788		238,250	27,377	(2,917,086)	447,492		(193,164)	108,810	147,378	17,384
17.2	Other Liability - claims made	5,924,866	5,683,393		3,296,742		5,121,844	5,129,110		478,628	485,184	511,381	158,532
17.3	Excess workers' compensation												
18.	Products liability	6,053	6,449		2,370		2,427	2,588		1,096	1,196	1,422	167
19.1	Private passenger auto no-fault (personal injury protection)												
19.2	Other private passenger auto liability												
19.3	Commercial auto no-fault (personal injury protection)												
19.4	Other commercial auto liability												
21.1	Private passenger auto physical damage												
21.2	Commercial auto physical damage												
22.	Aircraft (all perils)												
23.	Fidelity												
24.	Surety												
26.	Burglary and theft												
27.	Boiler and machinery	48,139	43,615		25,127							11,230	1,337
28.	Credit												
30.	Warranty												
34.	Aggregate write-ins for other lines of business												
35.	TOTALS (a)	8,101,901	7,605,585		4,372,258	82,052	2,739,986	6,091,368	52,419	477,175	749,429	1,017,585	218,707
DETAILS OF WRITE-INS													
3401.												
3402.												
3403.												
3498.	Summary of remaining write-ins for Line 34 from overflow page												
3499.	Totals (Lines 3401 thru 3403 plus 3498)(Line 34 above)												

(a) Finance and service charges not included in Lines 1 to 35 \$
(b) For health business on indicated lines report: Number of persons insured under PPO managed care products and number of persons insured under indemnity only products



ANNUAL STATEMENT FOR THE YEAR 2014 OF THE FREEDOM SPECIALTY INSURANCE COMPANY

EXHIBIT OF PREMIUMS AND LOSSES (Statutory Page 14)

NAIC Group Code 0140 BUSINESS IN THE STATE OF Michigan DURING THE YEAR 2014 NAIC Company Code 22209

Line of Business	Gross Premiums, Including Policy and Membership Fees, Less Return Premiums and Premiums on Policies not Taken		3 Dividends Paid or Credited to Policyholders on Direct Business	4 Direct Unearned Premium Reserves	5 Direct Losses Paid (deducting salvage)	6 Direct Losses Incurred	7 Direct Losses Unpaid	8 Direct Defense and Cost Containment Expense Paid	9 Direct Defense and Cost Containment Expense Incurred	10 Direct Defense and Cost Containment Expense Unpaid	11 Commissions and Brokerage Expenses	12 Taxes, Licenses and Fees
	1 Direct Premiums Written	2 Direct Premiums Earned										
1. Fire												
2.1 Allied lines												
2.2 Multiple peril crop												
2.3 Federal flood												
2.4. Private crop												
3. Farmowners multiple peril												
4. Homeowners multiple peril												
5.1 Commercial multiple peril (non-liability portion)												
5.2 Commercial multiple peril (liability portion)												
6. Mortgage guaranty												
8. Ocean marine												
9. Inland marine												
10. Financial guaranty												
11. Medical professional liability	1,148,913	1,072,988		563,275	185,000	184,409	424,969	35,119	50,906	263,889	252,764	19,641
12. Earthquake												
13. Group accident and health (b)												
14. Credit accident and health (group and individual)												
15.1 Collectively renewable accident and health (b)												
15.2 Non-cancelable accident and health(b)												
15.3 Guaranteed renewable accident and health(b)												
15.4 Non-renewable for stated reasons only (b)												
15.5 Other accident only												
15.6 Medicare Title XVIII exempt from state taxes or fees												
15.7 All other accident and health (b)												
15.8 Federal employees health benefits plan premium (b)												
16. Workers' compensation												
17.1 Other Liability - occurrence						(1,293,545)			(108,827)			
17.2 Other Liability - claims made	1,497,858	1,352,101		928,233		1,414,904	1,414,904		144,373	144,373	147,347	27,609
17.3 Excess workers' compensation												
18. Products liability												
19.1 Private passenger auto no-fault (personal injury protection)												
19.2 Other private passenger auto liability												
19.3 Commercial auto no-fault (personal injury protection)												
19.4 Other commercial auto liability												
21.1 Private passenger auto physical damage												
21.2 Commercial auto physical damage												
22. Aircraft (all perils)												
23. Fidelity												
24. Surety												
26. Burglary and theft												
27. Boiler and machinery												
28. Credit												
30. Warranty												
34. Aggregate write-ins for other lines of business												
35. TOTALS (a)	2,646,771	2,425,089		1,491,508	185,000	305,768	1,839,873	35,119	86,453	408,263	400,110	47,250
DETAILS OF WRITE-INS												
3401.												
3402.												
3403.												
3498. Summary of remaining write-ins for Line 34 from overflow page												
3499. Totals (Lines 3401 thru 3403 plus 3498)(Line 34 above)												

(a) Finance and service charges not included in Lines 1 to 35 \$ and number of persons insured under indemnity only products

(b) For health business on indicated lines report: Number of persons insured under PPO managed care products and number of persons insured under indemnity only products



ANNUAL STATEMENT FOR THE YEAR 2014 OF THE FREEDOM SPECIALTY INSURANCE COMPANY

EXHIBIT OF PREMIUMS AND LOSSES (Statutory Page 14)

NAIC Group Code 0140 BUSINESS IN THE STATE OF Minnesota DURING THE YEAR 2014 NAIC Company Code 22209

Line of Business		Gross Premiums, Including Policy and Membership Fees, Less Return Premiums and Premiums on Policies not Taken		3	4	5	6	7	8	9	10	11	12
		1	2										
		Direct Premiums Written	Direct Premiums Earned	Dividends Paid or Credited to Policyholders on Direct Business	Direct Unearned Premium Reserves	Direct Losses Paid (deducting salvage)	Direct Losses Incurred	Direct Losses Unpaid	Direct Defense and Cost Containment Expense Paid	Direct Defense and Cost Containment Expense Incurred	Direct Defense and Cost Containment Expense Unpaid	Commissions and Brokerage Expenses	Taxes, Licenses and Fees
1.	Fire	4,939	5,804		1,309		387	486		87	99	988	104
2.1	Allied lines	14,696	10,897		7,199		394	518		86	91	2,939	324
2.2	Multiple peril crop												
2.3	Federal flood												
2.4	Private crop												
3.	Farmowners multiple peril												
4.	Homeowners multiple peril												
5.1	Commercial multiple peril (non-liability portion)	1,793	672		1,121		60	60		2	2	359	36
5.2	Commercial multiple peril (liability portion)						10,000	10,000					
6.	Mortgage guaranty												
8.	Ocean marine												
9.	Inland marine												
10.	Financial guaranty												
11.	Medical professional liability												
12.	Earthquake												
13.	Group accident and health (b)												
14.	Credit accident and health (group and individual)												
15.1	Collectively renewable accident and health (b)												
15.2	Non-cancelable accident and health(b)												
15.3	Guaranteed renewable accident and health(b)												
15.4	Non-renewable for stated reasons only (b)												
15.5	Other accident only												
15.6	Medicare Title XVIII exempt from state taxes or fees												
15.7	All other accident and health (b)												
15.8	Federal employees health benefits plan premium (b)												
16.	Workers' compensation												
17.1	Other Liability - occurrence						(804,730)			(68,832)			100
17.2	Other Liability - claims made	1,601,701	1,286,142		960,697		1,144,527	1,144,527		109,173	109,173	72,090	36,212
17.3	Excess workers' compensation												
18.	Products liability												
19.1	Private passenger auto no-fault (personal injury protection)												
19.2	Other private passenger auto liability												
19.3	Commercial auto no-fault (personal injury protection)	21,424	16,310		11,323	28,559	31,295	5,747		8,439	10,022	4,285	482
19.4	Other commercial auto liability	295,551	232,844		152,303	23,467	133,322	132,680	(216)	20,422	26,650	59,112	6,661
21.1	Private passenger auto physical damage												
21.2	Commercial auto physical damage	249,326	180,923		130,818	45,172	47,699	7,827	1,117	2,541	2,259	49,866	5,451
22.	Aircraft (all perils)												
23.	Fidelity												
24.	Surety												
26.	Burglary and theft												
27.	Boiler and machinery												
28.	Credit												
30.	Warranty												
34.	Aggregate write-ins for other lines of business												
35.	TOTALS (a)	2,189,430	1,733,592		1,264,770	97,198	562,954	1,301,846	901	71,917	148,297	189,638	49,371
DETAILS OF WRITE-INS													
3401.												
3402.												
3403.												
3498.	Summary of remaining write-ins for Line 34 from overflow page												
3499.	Totals (Lines 3401 thru 3403 plus 3498)(Line 34 above)												

(a) Finance and service charges not included in Lines 1 to 35 \$ and number of persons insured under indemnity only products

(b) For health business on indicated lines report: Number of persons insured under PPO managed care products and number of persons insured under indemnity only products



ANNUAL STATEMENT FOR THE YEAR 2014 OF THE FREEDOM SPECIALTY INSURANCE COMPANY

EXHIBIT OF PREMIUMS AND LOSSES (Statutory Page 14)

NAIC Group Code 0140 BUSINESS IN THE STATE OF Mississippi DURING THE YEAR 2014 NAIC Company Code 22209

Line of Business		Gross Premiums, Including Policy and Membership Fees, Less Return Premiums and Premiums on Policies not Taken		3	4	5	6	7	8	9	10	11	12
		1	2										
		Direct Premiums Written	Direct Premiums Earned	Dividends Paid or Credited to Policyholders on Direct Business	Direct Unearned Premium Reserves	Direct Losses Paid (deducting salvage)	Direct Losses Incurred	Direct Losses Unpaid	Direct Defense and Cost Containment Expense Paid	Direct Defense and Cost Containment Expense Incurred	Direct Defense and Cost Containment Expense Unpaid	Commissions and Brokerage Expenses	Taxes, Licenses and Fees
1.	Fire												
2.1	Allied lines												
2.2	Multiple peril crop												
2.3	Federal flood												
2.4	Private crop												
3.	Farmowners multiple peril												
4.	Homeowners multiple peril												
5.1	Commercial multiple peril (non-liability portion)												
5.2	Commercial multiple peril (liability portion)												
6.	Mortgage guaranty												
8.	Ocean marine												
9.	Inland marine												
10.	Financial guaranty												
11.	Medical professional liability												
12.	Earthquake												
13.	Group accident and health (b)												
14.	Credit accident and health (group and individual)												
15.1	Collectively renewable accident and health (b)												
15.2	Non-cancelable accident and health(b)												
15.3	Guaranteed renewable accident and health(b)												
15.4	Non-renewable for stated reasons only (b)												
15.5	Other accident only												
15.6	Medicare Title XVIII exempt from state taxes or fees												
15.7	All other accident and health (b)												
15.8	Federal employees health benefits plan premium (b)												
16.	Workers' compensation												
17.1	Other Liability - occurrence						(7,286)			(767)			
17.2	Other Liability - claims made						6,150	6,150		638	638		
17.3	Excess workers' compensation												
18.	Products liability												
19.1	Private passenger auto no-fault (personal injury protection)												
19.2	Other private passenger auto liability												
19.3	Commercial auto no-fault (personal injury protection)												
19.4	Other commercial auto liability												
21.1	Private passenger auto physical damage												
21.2	Commercial auto physical damage												
22.	Aircraft (all perils)												
23.	Fidelity												
24.	Surety												
26.	Burglary and theft												
27.	Boiler and machinery												
28.	Credit												
30.	Warranty												
34.	Aggregate write-ins for other lines of business												
35.	TOTALS (a)						(1,136)	6,150		(129)	638		
DETAILS OF WRITE-INS													
3401.												
3402.												
3403.												
3498.	Summary of remaining write-ins for Line 34 from overflow page												
3499.	Totals (Lines 3401 thru 3403 plus 3498)(Line 34 above)												

(a) Finance and service charges not included in Lines 1 to 35 \$ and number of persons insured under indemnity only products
(b) For health business on indicated lines report: Number of persons insured under PPO managed care products and number of persons insured under indemnity only products



ANNUAL STATEMENT FOR THE YEAR 2014 OF THE FREEDOM SPECIALTY INSURANCE COMPANY

EXHIBIT OF PREMIUMS AND LOSSES (Statutory Page 14)

NAIC Group Code 0140 BUSINESS IN THE STATE OF Missouri DURING THE YEAR 2014 NAIC Company Code 22209

Line of Business	Gross Premiums, Including Policy and Membership Fees, Less Return Premiums and Premiums on Policies not Taken		3 Dividends Paid or Credited to Policyholders on Direct Business	4 Direct Unearned Premium Reserves	5 Direct Losses Paid (deducting salvage)	6 Direct Losses Incurred	7 Direct Losses Unpaid	8 Direct Defense and Cost Containment Expense Paid	9 Direct Defense and Cost Containment Expense Incurred	10 Direct Defense and Cost Containment Expense Unpaid	11 Commissions and Brokerage Expenses	12 Taxes, Licenses and Fees
	1 Direct Premiums Written	2 Direct Premiums Earned										
1. Fire												
2.1 Allied lines												
2.2 Multiple peril crop												
2.3 Federal flood												
2.4. Private crop												
3. Farmowners multiple peril												
4. Homeowners multiple peril												
5.1 Commercial multiple peril (non-liability portion)												
5.2 Commercial multiple peril (liability portion)												
6. Mortgage guaranty												
8. Ocean marine												
9. Inland marine												
10. Financial guaranty												
11. Medical professional liability	19,843	18,714		11,715		(37)	10,458		3,263	6,982	2,937	478
12. Earthquake												
13. Group accident and health (b)												
14. Credit accident and health (group and individual)												
15.1 Collectively renewable accident and health (b)												
15.2 Non-cancelable accident and health(b)												
15.3 Guaranteed renewable accident and health(b)												
15.4 Non-renewable for stated reasons only (b)												
15.5 Other accident only												
15.6 Medicare Title XVIII exempt from state taxes or fees												
15.7 All other accident and health (b)												
15.8 Federal employees health benefits plan premium (b)												
16. Workers' compensation												
17.1 Other Liability - occurrence						(1,023,264)			(86,148)			
17.2 Other Liability - claims made	1,382,752	1,194,770		958,768		1,167,585	1,167,585		119,604	119,604	111,449	32,994
17.3 Excess workers' compensation												
18. Products liability												
19.1 Private passenger auto no-fault (personal injury protection)												
19.2 Other private passenger auto liability												
19.3 Commercial auto no-fault (personal injury protection)												
19.4 Other commercial auto liability												
21.1 Private passenger auto physical damage												
21.2 Commercial auto physical damage												
22. Aircraft (all perils)												
23. Fidelity												
24. Surety												
26. Burglary and theft												
27. Boiler and machinery												
28. Credit												
30. Warranty												
34. Aggregate write-ins for other lines of business												
35. TOTALS (a)	1,402,595	1,213,484		970,483		144,284	1,178,043		36,719	126,586	114,386	33,471
DETAILS OF WRITE-INS												
3401.												
3402.												
3403.												
3498. Summary of remaining write-ins for Line 34 from overflow page												
3499. Totals (Lines 3401 thru 3403 plus 3498)(Line 34 above)												

(a) Finance and service charges not included in Lines 1 to 35 \$ and number of persons insured under indemnity only products

(b) For health business on indicated lines report: Number of persons insured under PPO managed care products and number of persons insured under indemnity only products



ANNUAL STATEMENT FOR THE YEAR 2014 OF THE FREEDOM SPECIALTY INSURANCE COMPANY

EXHIBIT OF PREMIUMS AND LOSSES (Statutory Page 14)

NAIC Group Code 0140 BUSINESS IN THE STATE OF Montana DURING THE YEAR 2014 NAIC Company Code 22209

Line of Business	Gross Premiums, Including Policy and Membership Fees, Less Return Premiums and Premiums on Policies not Taken		3 Dividends Paid or Credited to Policyholders on Direct Business	4 Direct Unearned Premium Reserves	5 Direct Losses Paid (deducting salvage)	6 Direct Losses Incurred	7 Direct Losses Unpaid	8 Direct Defense and Cost Containment Expense Paid	9 Direct Defense and Cost Containment Expense Incurred	10 Direct Defense and Cost Containment Expense Unpaid	11 Commissions and Brokerage Expenses	12 Taxes, Licenses and Fees
	1 Direct Premiums Written	2 Direct Premiums Earned										
1. Fire												
2.1 Allied lines												
2.2 Multiple peril crop												
2.3 Federal flood												
2.4. Private crop												
3. Farmowners multiple peril												
4. Homeowners multiple peril												
5.1 Commercial multiple peril (non-liability portion)												
5.2 Commercial multiple peril (liability portion)												
6. Mortgage guaranty												
8. Ocean marine												
9. Inland marine												
10. Financial guaranty												
11. Medical professional liability												
12. Earthquake												
13. Group accident and health (b)												
14. Credit accident and health (group and individual)												
15.1 Collectively renewable accident and health (b)												
15.2 Non-cancelable accident and health(b)												
15.3 Guaranteed renewable accident and health(b)												
15.4 Non-renewable for stated reasons only (b)												
15.5 Other accident only												
15.6 Medicare Title XVIII exempt from state taxes or fees												
15.7 All other accident and health (b)												
15.8 Federal employees health benefits plan premium (b)												
16. Workers' compensation												
17.1 Other Liability - occurrence												
17.2 Other Liability - claims made												
17.3 Excess workers' compensation												
18. Products liability												
19.1 Private passenger auto no-fault (personal injury protection)												
19.2 Other private passenger auto liability												
19.3 Commercial auto no-fault (personal injury protection)												
19.4 Other commercial auto liability												
21.1 Private passenger auto physical damage												
21.2 Commercial auto physical damage												
22. Aircraft (all perils)												
23. Fidelity												
24. Surety												
26. Burglary and theft												
27. Boiler and machinery												
28. Credit												
30. Warranty												
34. Aggregate write-ins for other lines of business												
35. TOTALS (a)												
DETAILS OF WRITE-INS												
3401.												
3402.												
3403.												
3498. Summary of remaining write-ins for Line 34 from overflow page												
3499. Totals (Lines 3401 thru 3403 plus 3498)(Line 34 above)												

(a) Finance and service charges not included in Lines 1 to 35 \$
(b) For health business on indicated lines report: Number of persons insured under PPO managed care products and number of persons insured under indemnity only products



ANNUAL STATEMENT FOR THE YEAR 2014 OF THE FREEDOM SPECIALTY INSURANCE COMPANY

EXHIBIT OF PREMIUMS AND LOSSES (Statutory Page 14)

NAIC Group Code 0140 BUSINESS IN THE STATE OF Nebraska DURING THE YEAR 2014 NAIC Company Code 22209

Line of Business		Gross Premiums, Including Policy and Membership Fees, Less Return Premiums and Premiums on Policies not Taken		3 Dividends Paid or Credited to Policyholders on Direct Business	4 Direct Unearned Premium Reserves	5 Direct Losses Paid (deducting salvage)	6 Direct Losses Incurred	7 Direct Losses Unpaid	8 Direct Defense and Cost Containment Expense Paid	9 Direct Defense and Cost Containment Expense Incurred	10 Direct Defense and Cost Containment Expense Unpaid	11 Commissions and Brokerage Expenses	12 Taxes, Licenses and Fees
		1 Direct Premiums Written	2 Direct Premiums Earned										
1.	Fire												
2.1	Allied lines												
2.2	Multiple peril crop												
2.3	Federal flood												
2.4	Private crop												
3.	Farmowners multiple peril												
4.	Homeowners multiple peril												
5.1	Commercial multiple peril (non-liability portion)												
5.2	Commercial multiple peril (liability portion)												
6.	Mortgage guaranty												
8.	Ocean marine												
9.	Inland marine												
10.	Financial guaranty												
11.	Medical professional liability												
12.	Earthquake												
13.	Group accident and health (b)												
14.	Credit accident and health (group and individual)												
15.1	Collectively renewable accident and health (b)												
15.2	Non-cancelable accident and health(b)												
15.3	Guaranteed renewable accident and health(b)												
15.4	Non-renewable for stated reasons only (b)												
15.5	Other accident only												
15.6	Medicare Title XVIII exempt from state taxes or fees												
15.7	All other accident and health (b)												
15.8	Federal employees health benefits plan premium (b)												
16.	Workers' compensation												
17.1	Other Liability - occurrence											154	
17.2	Other Liability - claims made												
17.3	Excess workers' compensation												
18.	Products liability											11	
19.1	Private passenger auto no-fault (personal injury protection)												
19.2	Other private passenger auto liability												
19.3	Commercial auto no-fault (personal injury protection)												
19.4	Other commercial auto liability												
21.1	Private passenger auto physical damage												
21.2	Commercial auto physical damage												
22.	Aircraft (all perils)												
23.	Fidelity												
24.	Surety												
26.	Burglary and theft												
27.	Boiler and machinery												
28.	Credit												
30.	Warranty												
34.	Aggregate write-ins for other lines of business												
35.	TOTALS (a)											165	
DETAILS OF WRITE-INS													
3401.												
3402.												
3403.												
3498.	Summary of remaining write-ins for Line 34 from overflow page												
3499.	Totals (Lines 3401 thru 3403 plus 3498)(Line 34 above)												

(a) Finance and service charges not included in Lines 1 to 35 \$ and number of persons insured under indemnity only products

(b) For health business on indicated lines report: Number of persons insured under PPO managed care products and number of persons insured under indemnity only products



ANNUAL STATEMENT FOR THE YEAR 2014 OF THE FREEDOM SPECIALTY INSURANCE COMPANY

EXHIBIT OF PREMIUMS AND LOSSES (Statutory Page 14)

NAIC Group Code 0140 BUSINESS IN THE STATE OF Nevada DURING THE YEAR 2014 NAIC Company Code 22209

Line of Business	Gross Premiums, Including Policy and Membership Fees, Less Return Premiums and Premiums on Policies not Taken		3 Dividends Paid or Credited to Policyholders on Direct Business	4 Direct Unearned Premium Reserves	5 Direct Losses Paid (deducting salvage)	6 Direct Losses Incurred	7 Direct Losses Unpaid	8 Direct Defense and Cost Containment Expense Paid	9 Direct Defense and Cost Containment Expense Incurred	10 Direct Defense and Cost Containment Expense Unpaid	11 Commissions and Brokerage Expenses	12 Taxes, Licenses and Fees
	1 Direct Premiums Written	2 Direct Premiums Earned										
1. Fire												
2.1 Allied lines												
2.2 Multiple peril crop												
2.3 Federal flood												
2.4. Private crop												
3. Farmowners multiple peril												
4. Homeowners multiple peril												
5.1 Commercial multiple peril (non-liability portion)		3,911				118	118		(21)	431		97
5.2 Commercial multiple peril (liability portion)		2,060				(1,089)	4,050		(228)	2,038		51
6. Mortgage guaranty												
8. Ocean marine												
9. Inland marine												
10. Financial guaranty												
11. Medical professional liability												
12. Earthquake												
13. Group accident and health (b)												
14. Credit accident and health (group and individual)												
15.1 Collectively renewable accident and health (b)												
15.2 Non-cancelable accident and health(b)												
15.3 Guaranteed renewable accident and health(b)												
15.4 Non-renewable for stated reasons only (b)												
15.5 Other accident only												
15.6 Medicare Title XVIII exempt from state taxes or fees												
15.7 All other accident and health (b)												
15.8 Federal employees health benefits plan premium (b)												
16. Workers' compensation												
17.1 Other Liability - occurrence						(74,218)			(6,163)			
17.2 Other Liability - claims made	826,758	340,639		665,121		157,702	157,702		19,568	19,568	62,393	30,488
17.3 Excess workers' compensation												
18. Products liability												
19.1 Private passenger auto no-fault (personal injury protection)												
19.2 Other private passenger auto liability												
19.3 Commercial auto no-fault (personal injury protection)												
19.4 Other commercial auto liability												
21.1 Private passenger auto physical damage												
21.2 Commercial auto physical damage												
22. Aircraft (all perils)												
23. Fidelity												
24. Surety												
26. Burglary and theft												
27. Boiler and machinery		327										3
28. Credit												
30. Warranty												
34. Aggregate write-ins for other lines of business												
35. TOTALS (a)	826,758	346,937		665,121		82,513	161,870		13,156	22,037	62,393	30,639
DETAILS OF WRITE-INS												
3401.												
3402.												
3403.												
3498. Summary of remaining write-ins for Line 34 from overflow page												
3499. Totals (Lines 3401 thru 3403 plus 3498)(Line 34 above)												

(a) Finance and service charges not included in Lines 1 to 35 \$
(b) For health business on indicated lines report: Number of persons insured under PPO managed care products and number of persons insured under indemnity only products



ANNUAL STATEMENT FOR THE YEAR 2014 OF THE FREEDOM SPECIALTY INSURANCE COMPANY

EXHIBIT OF PREMIUMS AND LOSSES (Statutory Page 14)

NAIC Group Code 0140 BUSINESS IN THE STATE OF New Hampshire DURING THE YEAR 2014 NAIC Company Code 22209

Line of Business	Gross Premiums, Including Policy and Membership Fees, Less Return Premiums and Premiums on Policies not Taken		3 Dividends Paid or Credited to Policyholders on Direct Business	4 Direct Unearned Premium Reserves	5 Direct Losses Paid (deducting salvage)	6 Direct Losses Incurred	7 Direct Losses Unpaid	8 Direct Defense and Cost Containment Expense Paid	9 Direct Defense and Cost Containment Expense Incurred	10 Direct Defense and Cost Containment Expense Unpaid	11 Commissions and Brokerage Expenses	12 Taxes, Licenses and Fees
	1 Direct Premiums Written	2 Direct Premiums Earned										
1. Fire												
2.1 Allied lines												
2.2 Multiple peril crop												
2.3 Federal flood												
2.4. Private crop												
3. Farmowners multiple peril												
4. Homeowners multiple peril												
5.1 Commercial multiple peril (non-liability portion)												
5.2 Commercial multiple peril (liability portion)												
6. Mortgage guaranty												
8. Ocean marine												
9. Inland marine												
10. Financial guaranty												
11. Medical professional liability												
12. Earthquake												
13. Group accident and health (b)												
14. Credit accident and health (group and individual)												
15.1 Collectively renewable accident and health (b)												
15.2 Non-cancelable accident and health(b)												
15.3 Guaranteed renewable accident and health(b)												
15.4 Non-renewable for stated reasons only (b)												
15.5 Other accident only												
15.6 Medicare Title XVIII exempt from state taxes or fees												
15.7 All other accident and health (b)												
15.8 Federal employees health benefits plan premium (b)												
16. Workers' compensation												
17.1 Other Liability - occurrence						(12,973)			(1,051)			
17.2 Other Liability - claims made						8,005	8,005		860	860		
17.3 Excess workers' compensation												
18. Products liability												
19.1 Private passenger auto no-fault (personal injury protection)												
19.2 Other private passenger auto liability												
19.3 Commercial auto no-fault (personal injury protection)												
19.4 Other commercial auto liability												
21.1 Private passenger auto physical damage												
21.2 Commercial auto physical damage												
22. Aircraft (all perils)												
23. Fidelity												
24. Surety												
26. Burglary and theft												
27. Boiler and machinery												
28. Credit												
30. Warranty												
34. Aggregate write-ins for other lines of business												
35. TOTALS (a)						(4,969)	8,005		(191)	860		
DETAILS OF WRITE-INS												
3401.												
3402.												
3403.												
3498. Summary of remaining write-ins for Line 34 from overflow page												
3499. Totals (Lines 3401 thru 3403 plus 3498)(Line 34 above)												

(a) Finance and service charges not included in Lines 1 to 35 \$ and number of persons insured under indemnity only products

(b) For health business on indicated lines report: Number of persons insured under PPO managed care products and number of persons insured under indemnity only products



ANNUAL STATEMENT FOR THE YEAR 2014 OF THE FREEDOM SPECIALTY INSURANCE COMPANY

EXHIBIT OF PREMIUMS AND LOSSES (Statutory Page 14)

NAIC Group Code 0140 BUSINESS IN THE STATE OF New Jersey DURING THE YEAR 2014 NAIC Company Code 22209

Line of Business	Gross Premiums, Including Policy and Membership Fees, Less Return Premiums and Premiums on Policies not Taken		3 Dividends Paid or Credited to Policyholders on Direct Business	4 Direct Unearned Premium Reserves	5 Direct Losses Paid (deducting salvage)	6 Direct Losses Incurred	7 Direct Losses Unpaid	8 Direct Defense and Cost Containment Expense Paid	9 Direct Defense and Cost Containment Expense Incurred	10 Direct Defense and Cost Containment Expense Unpaid	11 Commissions and Brokerage Expenses	12 Taxes, Licenses and Fees
	1 Direct Premiums Written	2 Direct Premiums Earned										
1. Fire												
2.1 Allied lines												
2.2 Multiple peril crop												
2.3 Federal flood												
2.4. Private crop												
3. Farmowners multiple peril												
4. Homeowners multiple peril												
5.1 Commercial multiple peril (non-liability portion)												
5.2 Commercial multiple peril (liability portion)												
6. Mortgage guaranty												
8. Ocean marine												
9. Inland marine												
10. Financial guaranty												
11. Medical professional liability	729,386	566,476		199,123		131,651	134,802		77,780	78,751	160,466	15,340
12. Earthquake												
13. Group accident and health (b)												
14. Credit accident and health (group and individual)												
15.1 Collectively renewable accident and health (b)												
15.2 Non-cancelable accident and health(b)												
15.3 Guaranteed renewable accident and health(b)												
15.4 Non-renewable for stated reasons only (b)												
15.5 Other accident only												
15.6 Medicare Title XVIII exempt from state taxes or fees												
15.7 All other accident and health (b)												
15.8 Federal employees health benefits plan premium (b)												
16. Workers' compensation												
17.1 Other Liability - occurrence						(141,810)			7,216	19,120		
17.2 Other Liability - claims made	3,464,991	2,000,684		2,162,665		805,761	805,761		114,599	114,599	349,971	74,278
17.3 Excess workers' compensation												
18. Products liability												
19.1 Private passenger auto no-fault (personal injury protection)												
19.2 Other private passenger auto liability												
19.3 Commercial auto no-fault (personal injury protection)												
19.4 Other commercial auto liability												
21.1 Private passenger auto physical damage												
21.2 Commercial auto physical damage												
22. Aircraft (all perils)												
23. Fidelity												
24. Surety												
26. Burglary and theft												
27. Boiler and machinery												
28. Credit												
30. Warranty												
34. Aggregate write-ins for other lines of business												
35. TOTALS (a)	4,194,377	2,567,160		2,361,788		795,602	940,563		199,594	212,470	510,437	89,618
DETAILS OF WRITE-INS												
3401.												
3402.												
3403.												
3498. Summary of remaining write-ins for Line 34 from overflow page												
3499. Totals (Lines 3401 thru 3403 plus 3498)(Line 34 above)												

(a) Finance and service charges not included in Lines 1 to 35 \$
(b) For health business on indicated lines report: Number of persons insured under PPO managed care products and number of persons insured under indemnity only products



ANNUAL STATEMENT FOR THE YEAR 2014 OF THE FREEDOM SPECIALTY INSURANCE COMPANY
EXHIBIT OF PREMIUMS AND LOSSES (Statutory Page 14)

NAIC Group Code 0140 BUSINESS IN THE STATE OF New Mexico DURING THE YEAR 2014 NAIC Company Code 22209

Line of Business		Gross Premiums, Including Policy and Membership Fees, Less Return Premiums and Premiums on Policies not Taken		3 Dividends Paid or Credited to Policyholders on Direct Business	4 Direct Unearned Premium Reserves	5 Direct Losses Paid (deducting salvage)	6 Direct Losses Incurred	7 Direct Losses Unpaid	8 Direct Defense and Cost Containment Expense Paid	9 Direct Defense and Cost Containment Expense Incurred	10 Direct Defense and Cost Containment Expense Unpaid	11 Commissions and Brokerage Expenses	12 Taxes, Licenses and Fees
		1 Direct Premiums Written	2 Direct Premiums Earned										
1.	Fire												
2.1	Allied lines												
2.2	Multiple peril crop												
2.3	Federal flood												
2.4	Private crop												
3.	Farmowners multiple peril												
4.	Homeowners multiple peril												
5.1	Commercial multiple peril (non-liability portion)												
5.2	Commercial multiple peril (liability portion)												
6.	Mortgage guaranty												
8.	Ocean marine												
9.	Inland marine												
10.	Financial guaranty												
11.	Medical professional liability												
12.	Earthquake												
13.	Group accident and health (b)												
14.	Credit accident and health (group and individual)												
15.1	Collectively renewable accident and health (b)												
15.2	Non-cancelable accident and health(b)												
15.3	Guaranteed renewable accident and health(b)												
15.4	Non-renewable for stated reasons only (b)												
15.5	Other accident only												
15.6	Medicare Title XVIII exempt from state taxes or fees												
15.7	All other accident and health (b)												
15.8	Federal employees health benefits plan premium (b)												
16.	Workers' compensation												
17.1	Other Liability - occurrence												2,425
17.2	Other Liability - claims made												
17.3	Excess workers' compensation												
18.	Products liability												
19.1	Private passenger auto no-fault (personal injury protection)												
19.2	Other private passenger auto liability												
19.3	Commercial auto no-fault (personal injury protection)												
19.4	Other commercial auto liability												
21.1	Private passenger auto physical damage												
21.2	Commercial auto physical damage												
22.	Aircraft (all perils)												
23.	Fidelity												
24.	Surety												
26.	Burglary and theft												
27.	Boiler and machinery												
28.	Credit												
30.	Warranty												
34.	Aggregate write-ins for other lines of business												
35.	TOTALS (a)												2,425
DETAILS OF WRITE-INS													
3401.												
3402.												
3403.												
3498.	Summary of remaining write-ins for Line 34 from overflow page												
3499.	Totals (Lines 3401 thru 3403 plus 3498)(Line 34 above)												

(a) Finance and service charges not included in Lines 1 to 35 \$ and number of persons insured under indemnity only products
(b) For health business on indicated lines report: Number of persons insured under PPO managed care products and number of persons insured under indemnity only products



ANNUAL STATEMENT FOR THE YEAR 2014 OF THE FREEDOM SPECIALTY INSURANCE COMPANY

EXHIBIT OF PREMIUMS AND LOSSES (Statutory Page 14)

NAIC Group Code 0140 BUSINESS IN THE STATE OF New York DURING THE YEAR 2014 NAIC Company Code 22209

Line of Business	Gross Premiums, Including Policy and Membership Fees, Less Return Premiums and Premiums on Policies not Taken		3 Dividends Paid or Credited to Policyholders on Direct Business	4 Direct Unearned Premium Reserves	5 Direct Losses Paid (deducting salvage)	6 Direct Losses Incurred	7 Direct Losses Unpaid	8 Direct Defense and Cost Containment Expense Paid	9 Direct Defense and Cost Containment Expense Incurred	10 Direct Defense and Cost Containment Expense Unpaid	11 Commissions and Brokerage Expenses	12 Taxes, Licenses and Fees
	1 Direct Premiums Written	2 Direct Premiums Earned										
1. Fire												
2.1 Allied lines												
2.2 Multiple peril crop												
2.3 Federal flood												
2.4. Private crop												
3. Farmowners multiple peril												
4. Homeowners multiple peril												
5.1 Commercial multiple peril (non-liability portion)												
5.2 Commercial multiple peril (liability portion)												
6. Mortgage guaranty												
8. Ocean marine												
9. Inland marine												
10. Financial guaranty												
11. Medical professional liability												
12. Earthquake												
13. Group accident and health (b)												
14. Credit accident and health (group and individual)												
15.1 Collectively renewable accident and health (b)												
15.2 Non-cancelable accident and health(b)												
15.3 Guaranteed renewable accident and health(b)												
15.4 Non-renewable for stated reasons only (b)												
15.5 Other accident only												
15.6 Medicare Title XVIII exempt from state taxes or fees												
15.7 All other accident and health (b)												
15.8 Federal employees health benefits plan premium (b)												
16. Workers' compensation												
17.1 Other Liability - occurrence	30,568	30,568			870,952	(14,028,454)	1,073,357	13,947	(1,357,111)	246,070	43,844	976
17.2 Other Liability - claims made	24,285,001	22,718,057		13,801,519		21,456,522	21,497,056		1,975,354	2,011,929	2,691,491	596,824
17.3 Excess workers' compensation												
18. Products liability												
19.1 Private passenger auto no-fault (personal injury protection)												
19.2 Other private passenger auto liability												
19.3 Commercial auto no-fault (personal injury protection)												
19.4 Other commercial auto liability												
21.1 Private passenger auto physical damage												
21.2 Commercial auto physical damage												
22. Aircraft (all perils)												
23. Fidelity												
24. Surety												
26. Burglary and theft												
27. Boiler and machinery												
28. Credit												
30. Warranty												
34. Aggregate write-ins for other lines of business												
35. TOTALS (a)	24,315,569	22,748,625		13,801,519	870,952	7,428,068	22,570,413	13,947	618,243	2,257,998	2,735,335	597,800
DETAILS OF WRITE-INS												
3401.												
3402.												
3403.												
3498. Summary of remaining write-ins for Line 34 from overflow page												
3499. Totals (Lines 3401 thru 3403 plus 3498)(Line 34 above)												

(a) Finance and service charges not included in Lines 1 to 35 \$
(b) For health business on indicated lines report: Number of persons insured under PPO managed care products and number of persons insured under indemnity only products



ANNUAL STATEMENT FOR THE YEAR 2014 OF THE FREEDOM SPECIALTY INSURANCE COMPANY

EXHIBIT OF PREMIUMS AND LOSSES (Statutory Page 14)

NAIC Group Code 0140 BUSINESS IN THE STATE OF North Carolina DURING THE YEAR 2014 NAIC Company Code 22209

Line of Business	Gross Premiums, Including Policy and Membership Fees, Less Return Premiums and Premiums on Policies not Taken		3 Dividends Paid or Credited to Policyholders on Direct Business	4 Direct Unearned Premium Reserves	5 Direct Losses Paid (deducting salvage)	6 Direct Losses Incurred	7 Direct Losses Unpaid	8 Direct Defense and Cost Containment Expense Paid	9 Direct Defense and Cost Containment Expense Incurred	10 Direct Defense and Cost Containment Expense Unpaid	11 Commissions and Brokerage Expenses	12 Taxes, Licenses and Fees
	1 Direct Premiums Written	2 Direct Premiums Earned										
1. Fire												
2.1 Allied lines												
2.2 Multiple peril crop												
2.3 Federal flood												
2.4. Private crop												
3. Farmowners multiple peril												
4. Homeowners multiple peril												
5.1 Commercial multiple peril (non-liability portion)	7,866	5,572		2,294		168	168		59	59	1,573	149
5.2 Commercial multiple peril (liability portion)	2,257	1,599		658		585	585		247	247	451	43
6. Mortgage guaranty												
8. Ocean marine												
9. Inland marine												
10. Financial guaranty												
11. Medical professional liability												
12. Earthquake												
13. Group accident and health (b)												
14. Credit accident and health (group and individual)												
15.1 Collectively renewable accident and health (b)												
15.2 Non-cancelable accident and health(b)												
15.3 Guaranteed renewable accident and health(b)												
15.4 Non-renewable for stated reasons only (b)												
15.5 Other accident only												
15.6 Medicare Title XVIII exempt from state taxes or fees												
15.7 All other accident and health (b)												
15.8 Federal employees health benefits plan premium (b)												
16. Workers' compensation												
17.1 Other Liability - occurrence						(812,785)			(69,529)			
17.2 Other Liability - claims made	1,409,385	1,359,678		802,401		1,158,456	1,158,456		113,980	113,980	112,720	35,513
17.3 Excess workers' compensation												
18. Products liability												
19.1 Private passenger auto no-fault (personal injury protection)												
19.2 Other private passenger auto liability												
19.3 Commercial auto no-fault (personal injury protection)												
19.4 Other commercial auto liability	506,806	324,367		284,163	36,191	136,544	132,356		29,896	34,826	101,363	13,016
21.1 Private passenger auto physical damage												
21.2 Commercial auto physical damage	168,249	105,404		91,732	38,273	45,127	14,255		975	1,380	33,650	4,177
22. Aircraft (all perils)												
23. Fidelity												
24. Surety												
26. Burglary and theft												
27. Boiler and machinery	127	90		37							25	2
28. Credit												
30. Warranty												
34. Aggregate write-ins for other lines of business												
35. TOTALS (a)	2,094,690	1,796,710		1,181,285	74,463	528,095	1,305,820		75,629	150,493	249,784	52,901
DETAILS OF WRITE-INS												
3401.												
3402.												
3403.												
3498. Summary of remaining write-ins for Line 34 from overflow page												
3499. Totals (Lines 3401 thru 3403 plus 3498)(Line 34 above)												

(a) Finance and service charges not included in Lines 1 to 35 \$ and number of persons insured under indemnity only products

(b) For health business on indicated lines report: Number of persons insured under PPO managed care products and number of persons insured under indemnity only products



ANNUAL STATEMENT FOR THE YEAR 2014 OF THE FREEDOM SPECIALTY INSURANCE COMPANY

EXHIBIT OF PREMIUMS AND LOSSES (Statutory Page 14)

NAIC Group Code 0140 BUSINESS IN THE STATE OF North Dakota DURING THE YEAR 2014 NAIC Company Code 22209

Line of Business		Gross Premiums, Including Policy and Membership Fees, Less Return Premiums and Premiums on Policies not Taken		3	4	5	6	7	8	9	10	11	12
		1	2										
		Direct Premiums Written	Direct Premiums Earned	Dividends Paid or Credited to Policyholders on Direct Business	Direct Unearned Premium Reserves	Direct Losses Paid (deducting salvage)	Direct Losses Incurred	Direct Losses Unpaid	Direct Defense and Cost Containment Expense Paid	Direct Defense and Cost Containment Expense Incurred	Direct Defense and Cost Containment Expense Unpaid	Commissions and Brokerage Expenses	Taxes, Licenses and Fees
1.	Fire												
2.1	Allied lines												
2.2	Multiple peril crop												
2.3	Federal flood												
2.4	Private crop												
3.	Farmowners multiple peril												
4.	Homeowners multiple peril												
5.1	Commercial multiple peril (non-liability portion)												
5.2	Commercial multiple peril (liability portion)												
6.	Mortgage guaranty												
8.	Ocean marine												
9.	Inland marine												
10.	Financial guaranty												
11.	Medical professional liability												
12.	Earthquake												
13.	Group accident and health (b)												
14.	Credit accident and health (group and individual)												
15.1	Collectively renewable accident and health (b)												
15.2	Non-cancelable accident and health(b)												
15.3	Guaranteed renewable accident and health(b)												
15.4	Non-renewable for stated reasons only (b)												
15.5	Other accident only												
15.6	Medicare Title XVIII exempt from state taxes or fees												
15.7	All other accident and health (b)												
15.8	Federal employees health benefits plan premium (b)												
16.	Workers' compensation												
17.1	Other Liability - occurrence												
17.2	Other Liability - claims made												
17.3	Excess workers' compensation												
18.	Products liability												
19.1	Private passenger auto no-fault (personal injury protection)												
19.2	Other private passenger auto liability												
19.3	Commercial auto no-fault (personal injury protection)												
19.4	Other commercial auto liability												
21.1	Private passenger auto physical damage												
21.2	Commercial auto physical damage												
22.	Aircraft (all perils)												
23.	Fidelity												
24.	Surety												
26.	Burglary and theft												
27.	Boiler and machinery												
28.	Credit												
30.	Warranty												
34.	Aggregate write-ins for other lines of business												
35.	TOTALS (a)												
DETAILS OF WRITE-INS													
3401.												
3402.												
3403.												
3498.	Summary of remaining write-ins for Line 34 from overflow page												
3499.	Totals (Lines 3401 thru 3403 plus 3498)(Line 34 above)												

(a) Finance and service charges not included in Lines 1 to 35 \$
(b) For health business on indicated lines report: Number of persons insured under PPO managed care products and number of persons insured under indemnity only products



ANNUAL STATEMENT FOR THE YEAR 2014 OF THE FREEDOM SPECIALTY INSURANCE COMPANY

EXHIBIT OF PREMIUMS AND LOSSES (Statutory Page 14)

NAIC Group Code 0140 BUSINESS IN THE STATE OF Ohio DURING THE YEAR 2014 NAIC Company Code 22209

Line of Business	Gross Premiums, Including Policy and Membership Fees, Less Return Premiums and Premiums on Policies not Taken		3 Dividends Paid or Credited to Policyholders on Direct Business	4 Direct Unearned Premium Reserves	5 Direct Losses Paid (deducting salvage)	6 Direct Losses Incurred	7 Direct Losses Unpaid	8 Direct Defense and Cost Containment Expense Paid	9 Direct Defense and Cost Containment Expense Incurred	10 Direct Defense and Cost Containment Expense Unpaid	11 Commissions and Brokerage Expenses	12 Taxes, Licenses and Fees
	1 Direct Premiums Written	2 Direct Premiums Earned										
1. Fire												
2.1 Allied lines												
2.2 Multiple peril crop												
2.3 Federal flood												
2.4. Private crop												
3. Farmowners multiple peril												
4. Homeowners multiple peril												
5.1 Commercial multiple peril (non-liability portion)												
5.2 Commercial multiple peril (liability portion)												
6. Mortgage guaranty												
8. Ocean marine												
9. Inland marine												
10. Financial guaranty												
11. Medical professional liability	127,951	195,531		51,712		53,194	183,970	136,406	122,231	98,777	28,149	5,816
12. Earthquake												
13. Group accident and health (b)												
14. Credit accident and health (group and individual)												
15.1 Collectively renewable accident and health (b)												
15.2 Non-cancelable accident and health(b)												
15.3 Guaranteed renewable accident and health(b)												
15.4 Non-renewable for stated reasons only (b)												
15.5 Other accident only												
15.6 Medicare Title XVIII exempt from state taxes or fees												
15.7 All other accident and health (b)												
15.8 Federal employees health benefits plan premium (b)												
16. Workers' compensation												
17.1 Other Liability - occurrence	66,948	13,948		53,000		(1,102,623)			(91,387)		11,046	1,179
17.2 Other Liability - claims made	1,768,576	1,709,689		861,995		1,417,386	1,417,386		146,576	146,576	110,062	31,076
17.3 Excess workers' compensation												
18. Products liability												
19.1 Private passenger auto no-fault (personal injury protection)												
19.2 Other private passenger auto liability												
19.3 Commercial auto no-fault (personal injury protection)												
19.4 Other commercial auto liability												
21.1 Private passenger auto physical damage												
21.2 Commercial auto physical damage												
22. Aircraft (all perils)												
23. Fidelity												
24. Surety												
26. Burglary and theft												
27. Boiler and machinery												
28. Credit												
30. Warranty												
34. Aggregate write-ins for other lines of business												
35. TOTALS (a)	1,963,475	1,919,168		966,707		367,956	1,601,355	136,406	177,420	245,353	149,258	38,071
DETAILS OF WRITE-INS												
3401.												
3402.												
3403.												
3498. Summary of remaining write-ins for Line 34 from overflow page												
3499. Totals (Lines 3401 thru 3403 plus 3498)(Line 34 above)												

(a) Finance and service charges not included in Lines 1 to 35 \$
(b) For health business on indicated lines report: Number of persons insured under PPO managed care products and number of persons insured under indemnity only products



ANNUAL STATEMENT FOR THE YEAR 2014 OF THE FREEDOM SPECIALTY INSURANCE COMPANY

EXHIBIT OF PREMIUMS AND LOSSES (Statutory Page 14)

NAIC Group Code 0140 BUSINESS IN THE STATE OF Oklahoma DURING THE YEAR 2014 NAIC Company Code 22209

Line of Business		Gross Premiums, Including Policy and Membership Fees, Less Return Premiums and Premiums on Policies not Taken		3 Dividends Paid or Credited to Policyholders on Direct Business	4 Direct Unearned Premium Reserves	5 Direct Losses Paid (deducting salvage)	6 Direct Losses Incurred	7 Direct Losses Unpaid	8 Direct Defense and Cost Containment Expense Paid	9 Direct Defense and Cost Containment Expense Incurred	10 Direct Defense and Cost Containment Expense Unpaid	11 Commissions and Brokerage Expenses	12 Taxes, Licenses and Fees
		1 Direct Premiums Written	2 Direct Premiums Earned										
1.	Fire												
2.1	Allied lines												
2.2	Multiple peril crop												
2.3	Federal flood												
2.4	Private crop												
3.	Farmowners multiple peril												
4.	Homeowners multiple peril												
5.1	Commercial multiple peril (non-liability portion)												
5.2	Commercial multiple peril (liability portion)												
6.	Mortgage guaranty												
8.	Ocean marine												
9.	Inland marine												
10.	Financial guaranty												
11.	Medical professional liability												
12.	Earthquake												
13.	Group accident and health (b)												
14.	Credit accident and health (group and individual)												
15.1	Collectively renewable accident and health (b)												
15.2	Non-cancelable accident and health(b)												
15.3	Guaranteed renewable accident and health(b)												
15.4	Non-renewable for stated reasons only (b)												
15.5	Other accident only												
15.6	Medicare Title XVIII exempt from state taxes or fees												
15.7	All other accident and health (b)												
15.8	Federal employees health benefits plan premium (b)												
16.	Workers' compensation												
17.1	Other Liability - occurrence	78,690	42,624		36,066		(399,902)			(34,052)		9,836	3,066
17.2	Other Liability - claims made	790,358	646,860		306,248		483,640	483,640		60,299	60,299	81,043	20,982
17.3	Excess workers' compensation												
18.	Products liability												
19.1	Private passenger auto no-fault (personal injury protection)												
19.2	Other private passenger auto liability												
19.3	Commercial auto no-fault (personal injury protection)												
19.4	Other commercial auto liability												
21.1	Private passenger auto physical damage												
21.2	Commercial auto physical damage												
22.	Aircraft (all perils)												
23.	Fidelity												
24.	Surety												
26.	Burglary and theft												
27.	Boiler and machinery												
28.	Credit												
30.	Warranty												
34.	Aggregate write-ins for other lines of business												
35.	TOTALS (a)	869,048	689,484		342,314		83,738	483,640		26,248	60,299	90,880	24,047
DETAILS OF WRITE-INS													
3401.												
3402.												
3403.												
3498.	Summary of remaining write-ins for Line 34 from overflow page												
3499.	Totals (Lines 3401 thru 3403 plus 3498)(Line 34 above)												

(a) Finance and service charges not included in Lines 1 to 35 \$
(b) For health business on indicated lines report: Number of persons insured under PPO managed care products and number of persons insured under indemnity only products



ANNUAL STATEMENT FOR THE YEAR 2014 OF THE FREEDOM SPECIALTY INSURANCE COMPANY

EXHIBIT OF PREMIUMS AND LOSSES (Statutory Page 14)

NAIC Group Code 0140 BUSINESS IN THE STATE OF Oregon DURING THE YEAR 2014 NAIC Company Code 22209

Line of Business	Gross Premiums, Including Policy and Membership Fees, Less Return Premiums and Premiums on Policies not Taken		3 Dividends Paid or Credited to Policyholders on Direct Business	4 Direct Unearned Premium Reserves	5 Direct Losses Paid (deducting salvage)	6 Direct Losses Incurred	7 Direct Losses Unpaid	8 Direct Defense and Cost Containment Expense Paid	9 Direct Defense and Cost Containment Expense Incurred	10 Direct Defense and Cost Containment Expense Unpaid	11 Commissions and Brokerage Expenses	12 Taxes, Licenses and Fees
	1 Direct Premiums Written	2 Direct Premiums Earned										
1. Fire												
2.1 Allied lines												
2.2 Multiple peril crop												
2.3 Federal flood												
2.4. Private crop												
3. Farmowners multiple peril												
4. Homeowners multiple peril												
5.1 Commercial multiple peril (non-liability portion)												
5.2 Commercial multiple peril (liability portion)												
6. Mortgage guaranty												
8. Ocean marine												
9. Inland marine												
10. Financial guaranty												
11. Medical professional liability												
12. Earthquake												
13. Group accident and health (b)												
14. Credit accident and health (group and individual)												
15.1 Collectively renewable accident and health (b)												
15.2 Non-cancelable accident and health(b)												
15.3 Guaranteed renewable accident and health(b)												
15.4 Non-renewable for stated reasons only (b)												
15.5 Other accident only												
15.6 Medicare Title XVIII exempt from state taxes or fees												
15.7 All other accident and health (b)												
15.8 Federal employees health benefits plan premium (b)												
16. Workers' compensation												
17.1 Other Liability - occurrence						(49,563)			(4,056)			492
17.2 Other Liability - claims made	130,580	131,059		97,056		76,505	76,505		8,686	8,686	9,180	2,330
17.3 Excess workers' compensation												
18. Products liability												
19.1 Private passenger auto no-fault (personal injury protection)												
19.2 Other private passenger auto liability												
19.3 Commercial auto no-fault (personal injury protection)												
19.4 Other commercial auto liability												
21.1 Private passenger auto physical damage												
21.2 Commercial auto physical damage												
22. Aircraft (all perils)												
23. Fidelity												
24. Surety												
26. Burglary and theft												
27. Boiler and machinery												
28. Credit												
30. Warranty												
34. Aggregate write-ins for other lines of business												
35. TOTALS (a)	130,580	131,059		97,056		26,942	76,505		4,630	8,686	9,180	2,822
DETAILS OF WRITE-INS												
3401.												
3402.												
3403.												
3498. Summary of remaining write-ins for Line 34 from overflow page												
3499. Totals (Lines 3401 thru 3403 plus 3498)(Line 34 above)												

(a) Finance and service charges not included in Lines 1 to 35 \$ and number of persons insured under indemnity only products

(b) For health business on indicated lines report: Number of persons insured under PPO managed care products and number of persons insured under indemnity only products



ANNUAL STATEMENT FOR THE YEAR 2014 OF THE FREEDOM SPECIALTY INSURANCE COMPANY

EXHIBIT OF PREMIUMS AND LOSSES (Statutory Page 14)

NAIC Group Code 0140 BUSINESS IN THE STATE OF Pennsylvania DURING THE YEAR 2014 NAIC Company Code 22209

Line of Business		Gross Premiums, Including Policy and Membership Fees, Less Return Premiums and Premiums on Policies not Taken		3 Dividends Paid or Credited to Policyholders on Direct Business	4 Direct Unearned Premium Reserves	5 Direct Losses Paid (deducting salvage)	6 Direct Losses Incurred	7 Direct Losses Unpaid	8 Direct Defense and Cost Containment Expense Paid	9 Direct Defense and Cost Containment Expense Incurred	10 Direct Defense and Cost Containment Expense Unpaid	11 Commissions and Brokerage Expenses	12 Taxes, Licenses and Fees
		1 Direct Premiums Written	2 Direct Premiums Earned										
1.	Fire	4,551	1,315		3,697		84	123		29	34	910	96
2.1	Allied lines	9,221	7,108		3,731		271	332		58	61	1,866	197
2.2	Multiple peril crop												
2.3	Federal flood												
2.4.	Private crop												
3.	Farmowners multiple peril												
4.	Homeowners multiple peril												
5.1	Commercial multiple peril (non-liability portion)												
5.2	Commercial multiple peril (liability portion)												
6.	Mortgage guaranty												
8.	Ocean marine												
9.	Inland marine												
10.	Financial guaranty												
11.	Medical professional liability	552,171	439,343		180,526	80,000	120,428	310,802	42,343	215,446	277,263	120,410	13,355
12.	Earthquake												
13.	Group accident and health (b)												
14.	Credit accident and health (group and individual)												
15.1	Collectively renewable accident and health (b)												
15.2	Non-cancelable accident and health(b)												
15.3	Guaranteed renewable accident and health(b)												
15.4	Non-renewable for stated reasons only (b)												
15.5	Other accident only												
15.6	Medicare Title XVIII exempt from state taxes or fees												
15.7	All other accident and health (b)												
15.8	Federal employees health benefits plan premium (b)												
16.	Workers' compensation												
17.1	Other Liability - occurrence						(2,508,461)			(217,627)			
17.2	Other Liability - claims made	4,382,489	3,923,525		2,454,851		3,515,051	3,519,665		339,823	343,987	421,690	102,446
17.3	Excess workers' compensation												
18.	Products liability												
19.1	Private passenger auto no-fault (personal injury protection)												
19.2	Other private passenger auto liability												
19.3	Commercial auto no-fault (personal injury protection)	5,825	4,919		2,677	35,062	40,062	5,000		2,565	3,066	1,168	134
19.4	Other commercial auto liability	248,105	212,745		99,505	13,962	1,144,714	1,149,379		29,304	33,256	49,760	5,765
21.1	Private passenger auto physical damage												
21.2	Commercial auto physical damage	83,285	64,879		40,621	21,262	16,484	138		2,798	3,212	16,721	1,930
22.	Aircraft (all perils)												
23.	Fidelity												
24.	Surety												
26.	Burglary and theft												
27.	Boiler and machinery	200	58		142							40	4
28.	Credit												
30.	Warranty												
34.	Aggregate write-ins for other lines of business												
35.	TOTALS (a)	5,285,847	4,653,892		2,785,750	150,286	2,328,633	4,985,439	42,343	372,397	660,878	612,565	123,928
DETAILS OF WRITE-INS													
3401.												
3402.												
3403.												
3498.	Summary of remaining write-ins for Line 34 from overflow page												
3499.	Totals (Lines 3401 thru 3403 plus 3498)(Line 34 above)												

(a) Finance and service charges not included in Lines 1 to 35 \$
(b) For health business on indicated lines report: Number of persons insured under PPO managed care products and number of persons insured under indemnity only products



ANNUAL STATEMENT FOR THE YEAR 2014 OF THE FREEDOM SPECIALTY INSURANCE COMPANY

EXHIBIT OF PREMIUMS AND LOSSES (Statutory Page 14)

NAIC Group Code 0140 BUSINESS IN THE STATE OF Rhode Island DURING THE YEAR 2014 NAIC Company Code 22209

Line of Business		Gross Premiums, Including Policy and Membership Fees, Less Return Premiums and Premiums on Policies not Taken		3 Dividends Paid or Credited to Policyholders on Direct Business	4 Direct Unearned Premium Reserves	5 Direct Losses Paid (deducting salvage)	6 Direct Losses Incurred	7 Direct Losses Unpaid	8 Direct Defense and Cost Containment Expense Paid	9 Direct Defense and Cost Containment Expense Incurred	10 Direct Defense and Cost Containment Expense Unpaid	11 Commissions and Brokerage Expenses	12 Taxes, Licenses and Fees
		1 Direct Premiums Written	2 Direct Premiums Earned										
1.	Fire												
2.1	Allied lines												
2.2	Multiple peril crop												
2.3	Federal flood												
2.4	Private crop												
3.	Farmowners multiple peril												
4.	Homeowners multiple peril												
5.1	Commercial multiple peril (non-liability portion)											(82)	
5.2	Commercial multiple peril (liability portion)											(95)	
6.	Mortgage guaranty												
8.	Ocean marine												
9.	Inland marine												
10.	Financial guaranty												
11.	Medical professional liability												
12.	Earthquake												
13.	Group accident and health (b)												
14.	Credit accident and health (group and individual)												
15.1	Collectively renewable accident and health (b)												
15.2	Non-cancelable accident and health(b)												
15.3	Guaranteed renewable accident and health(b)												
15.4	Non-renewable for stated reasons only (b)												
15.5	Other accident only												
15.6	Medicare Title XVIII exempt from state taxes or fees												
15.7	All other accident and health (b)												
15.8	Federal employees health benefits plan premium (b)												
16.	Workers' compensation												
17.1	Other Liability - occurrence											(155)	
17.2	Other Liability - claims made												
17.3	Excess workers' compensation												
18.	Products liability											(6)	
19.1	Private passenger auto no-fault (personal injury protection)												
19.2	Other private passenger auto liability												
19.3	Commercial auto no-fault (personal injury protection)												
19.4	Other commercial auto liability												
21.1	Private passenger auto physical damage												
21.2	Commercial auto physical damage												
22.	Aircraft (all perils)												
23.	Fidelity												
24.	Surety												
26.	Burglary and theft												
27.	Boiler and machinery											(4)	
28.	Credit												
30.	Warranty												
34.	Aggregate write-ins for other lines of business												
35.	TOTALS (a)											(343)	
DETAILS OF WRITE-INS													
3401.												
3402.												
3403.												
3498.	Summary of remaining write-ins for Line 34 from overflow page												
3499.	Totals (Lines 3401 thru 3403 plus 3498)(Line 34 above)												

(a) Finance and service charges not included in Lines 1 to 35 \$ and number of persons insured under indemnity only products

(b) For health business on indicated lines report: Number of persons insured under PPO managed care products and number of persons insured under indemnity only products



ANNUAL STATEMENT FOR THE YEAR 2014 OF THE FREEDOM SPECIALTY INSURANCE COMPANY

EXHIBIT OF PREMIUMS AND LOSSES (Statutory Page 14)

NAIC Group Code 0140 BUSINESS IN THE STATE OF South Carolina DURING THE YEAR 2014 NAIC Company Code 22209

Line of Business		Gross Premiums, Including Policy and Membership Fees, Less Return Premiums and Premiums on Policies not Taken		3 Dividends Paid or Credited to Policyholders on Direct Business	4 Direct Unearned Premium Reserves	5 Direct Losses Paid (deducting salvage)	6 Direct Losses Incurred	7 Direct Losses Unpaid	8 Direct Defense and Cost Containment Expense Paid	9 Direct Defense and Cost Containment Expense Incurred	10 Direct Defense and Cost Containment Expense Unpaid	11 Commissions and Brokerage Expenses	12 Taxes, Licenses and Fees
		1 Direct Premiums Written	2 Direct Premiums Earned										
1.	Fire	575	264		311		14	14		2	2	115	13
2.1	Allied lines												
2.2	Multiple peril crop												
2.3	Federal flood												
2.4	Private crop												
3.	Farmowners multiple peril												
4.	Homeowners multiple peril												
5.1	Commercial multiple peril (non-liability portion)												
5.2	Commercial multiple peril (liability portion)												
6.	Mortgage guaranty												
8.	Ocean marine												
9.	Inland marine												
10.	Financial guaranty												
11.	Medical professional liability												
12.	Earthquake												
13.	Group accident and health (b)												
14.	Credit accident and health (group and individual)												
15.1	Collectively renewable accident and health (b)												
15.2	Non-cancelable accident and health(b)												
15.3	Guaranteed renewable accident and health(b)												
15.4	Non-renewable for stated reasons only (b)												
15.5	Other accident only												
15.6	Medicare Title XVIII exempt from state taxes or fees												
15.7	All other accident and health (b)												
15.8	Federal employees health benefits plan premium (b)												
16.	Workers' compensation												
17.1	Other Liability - occurrence						(60,340)			(5,037)			
17.2	Other Liability - claims made	92,800	193,134		25,867		125,810	125,810		12,131	12,131	3,000	8,247
17.3	Excess workers' compensation												
18.	Products liability												
19.1	Private passenger auto no-fault (personal injury protection)												
19.2	Other private passenger auto liability												
19.3	Commercial auto no-fault (personal injury protection)												
19.4	Other commercial auto liability	835,715	642,886		411,956	70,725	326,982	324,958	1,469	59,206	70,119	167,146	25,334
21.1	Private passenger auto physical damage												
21.2	Commercial auto physical damage	389,109	305,800		195,320	99,906	104,465	10,709		3,523	5,316	77,823	11,456
22.	Aircraft (all perils)												
23.	Fidelity												
24.	Surety												
26.	Burglary and theft												
27.	Boiler and machinery												
28.	Credit												
30.	Warranty												
34.	Aggregate write-ins for other lines of business												
35.	TOTALS (a)	1,318,199	1,142,084		633,454	170,631	496,931	461,491	1,469	69,826	87,568	248,083	45,050
DETAILS OF WRITE-INS													
3401.												
3402.												
3403.												
3498.	Summary of remaining write-ins for Line 34 from overflow page												
3499.	Totals (Lines 3401 thru 3403 plus 3498)(Line 34 above)												

(a) Finance and service charges not included in Lines 1 to 35 \$
(b) For health business on indicated lines report: Number of persons insured under PPO managed care products and number of persons insured under indemnity only products



ANNUAL STATEMENT FOR THE YEAR 2014 OF THE FREEDOM SPECIALTY INSURANCE COMPANY

EXHIBIT OF PREMIUMS AND LOSSES (Statutory Page 14)

NAIC Group Code 0140 BUSINESS IN THE STATE OF South Dakota DURING THE YEAR 2014 NAIC Company Code 22209

Line of Business	Gross Premiums, Including Policy and Membership Fees, Less Return Premiums and Premiums on Policies not Taken		3 Dividends Paid or Credited to Policyholders on Direct Business	4 Direct Unearned Premium Reserves	5 Direct Losses Paid (deducting salvage)	6 Direct Losses Incurred	7 Direct Losses Unpaid	8 Direct Defense and Cost Containment Expense Paid	9 Direct Defense and Cost Containment Expense Incurred	10 Direct Defense and Cost Containment Expense Unpaid	11 Commissions and Brokerage Expenses	12 Taxes, Licenses and Fees
	1 Direct Premiums Written	2 Direct Premiums Earned										
1. Fire												
2.1 Allied lines												
2.2 Multiple peril crop												
2.3 Federal flood												
2.4. Private crop												
3. Farmowners multiple peril												
4. Homeowners multiple peril												
5.1 Commercial multiple peril (non-liability portion)												
5.2 Commercial multiple peril (liability portion)												
6. Mortgage guaranty												
8. Ocean marine												
9. Inland marine												
10. Financial guaranty												
11. Medical professional liability												
12. Earthquake												
13. Group accident and health (b)												
14. Credit accident and health (group and individual)												
15.1 Collectively renewable accident and health (b)												
15.2 Non-cancelable accident and health(b)												
15.3 Guaranteed renewable accident and health(b)												
15.4 Non-renewable for stated reasons only (b)												
15.5 Other accident only												
15.6 Medicare Title XVIII exempt from state taxes or fees												
15.7 All other accident and health (b)												
15.8 Federal employees health benefits plan premium (b)												
16. Workers' compensation												
17.1 Other Liability - occurrence						(5,640)			(492)			80
17.2 Other Liability - claims made	132,950	42,152		95,902		24,423	24,423		2,135	2,135	19,943	3,369
17.3 Excess workers' compensation												
18. Products liability												
19.1 Private passenger auto no-fault (personal injury protection)												
19.2 Other private passenger auto liability												
19.3 Commercial auto no-fault (personal injury protection)												
19.4 Other commercial auto liability												
21.1 Private passenger auto physical damage												
21.2 Commercial auto physical damage												
22. Aircraft (all perils)												
23. Fidelity												
24. Surety												
26. Burglary and theft												
27. Boiler and machinery												
28. Credit												
30. Warranty												
34. Aggregate write-ins for other lines of business												
35. TOTALS (a)	132,950	42,152		95,902		18,783	24,423		1,643	2,135	19,943	3,449
DETAILS OF WRITE-INS												
3401.												
3402.												
3403.												
3498. Summary of remaining write-ins for Line 34 from overflow page												
3499. Totals (Lines 3401 thru 3403 plus 3498)(Line 34 above)												

(a) Finance and service charges not included in Lines 1 to 35 \$
(b) For health business on indicated lines report: Number of persons insured under PPO managed care products and number of persons insured under indemnity only products



ANNUAL STATEMENT FOR THE YEAR 2014 OF THE FREEDOM SPECIALTY INSURANCE COMPANY

EXHIBIT OF PREMIUMS AND LOSSES (Statutory Page 14)

NAIC Group Code 0140 BUSINESS IN THE STATE OF Tennessee DURING THE YEAR 2014 NAIC Company Code 22209

Line of Business	Gross Premiums, Including Policy and Membership Fees, Less Return Premiums and Premiums on Policies not Taken		3 Dividends Paid or Credited to Policyholders on Direct Business	4 Direct Unearned Premium Reserves	5 Direct Losses Paid (deducting salvage)	6 Direct Losses Incurred	7 Direct Losses Unpaid	8 Direct Defense and Cost Containment Expense Paid	9 Direct Defense and Cost Containment Expense Incurred	10 Direct Defense and Cost Containment Expense Unpaid	11 Commissions and Brokerage Expenses	12 Taxes, Licenses and Fees
	1 Direct Premiums Written	2 Direct Premiums Earned										
1. Fire												
2.1 Allied lines												
2.2 Multiple peril crop												
2.3 Federal flood												
2.4. Private crop												
3. Farmowners multiple peril												
4. Homeowners multiple peril												
5.1 Commercial multiple peril (non-liability portion)	(9,011)	2,059				62	62		6	108	(1,982)	(170)
5.2 Commercial multiple peril (liability portion)	(2,439)	3,236				290	2,378		183	1,191	(537)	(35)
6. Mortgage guaranty												
8. Ocean marine												
9. Inland marine												
10. Financial guaranty												
11. Medical professional liability												
12. Earthquake												
13. Group accident and health (b)												
14. Credit accident and health (group and individual)												
15.1 Collectively renewable accident and health (b)												
15.2 Non-cancelable accident and health(b)												
15.3 Guaranteed renewable accident and health(b)												
15.4 Non-renewable for stated reasons only (b)												
15.5 Other accident only												
15.6 Medicare Title XVIII exempt from state taxes or fees												
15.7 All other accident and health (b)												
15.8 Federal employees health benefits plan premium (b)												
16. Workers' compensation												
17.1 Other Liability - occurrence						(551,562)			(49,068)			20
17.2 Other Liability - claims made	1,075,763	805,489		716,332		754,003	754,003		74,723	74,723	93,614	29,247
17.3 Excess workers' compensation												
18. Products liability												
19.1 Private passenger auto no-fault (personal injury protection)												
19.2 Other private passenger auto liability												
19.3 Commercial auto no-fault (personal injury protection)												
19.4 Other commercial auto liability												
21.1 Private passenger auto physical damage												
21.2 Commercial auto physical damage												
22. Aircraft (all perils)												
23. Fidelity												
24. Surety												
26. Burglary and theft												
27. Boiler and machinery	(102)	408									(22)	(2)
28. Credit												
30. Warranty												
34. Aggregate write-ins for other lines of business												
35. TOTALS (a)	1,064,211	811,192		716,332		202,792	756,443		25,843	76,022	91,072	29,060
DETAILS OF WRITE-INS												
3401.												
3402.												
3403.												
3498. Summary of remaining write-ins for Line 34 from overflow page												
3499. Totals (Lines 3401 thru 3403 plus 3498)(Line 34 above)												

(a) Finance and service charges not included in Lines 1 to 35 \$ and number of persons insured under indemnity only products

(b) For health business on indicated lines report: Number of persons insured under PPO managed care products and number of persons insured under indemnity only products



ANNUAL STATEMENT FOR THE YEAR 2014 OF THE FREEDOM SPECIALTY INSURANCE COMPANY

EXHIBIT OF PREMIUMS AND LOSSES (Statutory Page 14)

NAIC Group Code 0140 BUSINESS IN THE STATE OF Texas DURING THE YEAR 2014 NAIC Company Code 22209

Line of Business	Gross Premiums, Including Policy and Membership Fees, Less Return Premiums and Premiums on Policies not Taken		3 Dividends Paid or Credited to Policyholders on Direct Business	4 Direct Unearned Premium Reserves	5 Direct Losses Paid (deducting salvage)	6 Direct Losses Incurred	7 Direct Losses Unpaid	8 Direct Defense and Cost Containment Expense Paid	9 Direct Defense and Cost Containment Expense Incurred	10 Direct Defense and Cost Containment Expense Unpaid	11 Commissions and Brokerage Expenses	12 Taxes, Licenses and Fees
	1 Direct Premiums Written	2 Direct Premiums Earned										
1. Fire												
2.1 Allied lines												
2.2 Multiple peril crop												
2.3 Federal flood												
2.4. Private crop												
3. Farmowners multiple peril												
4. Homeowners multiple peril												
5.1 Commercial multiple peril (non-liability portion)												
5.2 Commercial multiple peril (liability portion)												
6. Mortgage guaranty												
8. Ocean marine												
9. Inland marine												
10. Financial guaranty												
11. Medical professional liability												
12. Earthquake												
13. Group accident and health (b)												
14. Credit accident and health (group and individual)												
15.1 Collectively renewable accident and health (b)												
15.2 Non-cancelable accident and health(b)												
15.3 Guaranteed renewable accident and health(b)												
15.4 Non-renewable for stated reasons only (b)												
15.5 Other accident only												
15.6 Medicare Title XVIII exempt from state taxes or fees												
15.7 All other accident and health (b)												
15.8 Federal employees health benefits plan premium (b)												
16. Workers' compensation												
17.1 Other Liability - occurrence		149,981				(3,008,354)			(247,719)	9,560		627
17.2 Other Liability - claims made	6,915,655	5,094,158		3,708,296		4,193,050	4,210,594		417,820	433,651	762,233	126,568
17.3 Excess workers' compensation												
18. Products liability												
19.1 Private passenger auto no-fault (personal injury protection)												
19.2 Other private passenger auto liability												
19.3 Commercial auto no-fault (personal injury protection)												
19.4 Other commercial auto liability												
21.1 Private passenger auto physical damage												
21.2 Commercial auto physical damage												
22. Aircraft (all perils)												
23. Fidelity												
24. Surety												
26. Burglary and theft												
27. Boiler and machinery											(11)	
28. Credit												
30. Warranty												
34. Aggregate write-ins for other lines of business												
35. TOTALS (a)	6,915,655	5,244,139		3,708,296		1,184,696	4,210,594		170,101	443,211	762,222	127,196
DETAILS OF WRITE-INS												
3401.												
3402.												
3403.												
3498. Summary of remaining write-ins for Line 34 from overflow page												
3499. Totals (Lines 3401 thru 3403 plus 3498)(Line 34 above)												

(a) Finance and service charges not included in Lines 1 to 35 \$
(b) For health business on indicated lines report: Number of persons insured under PPO managed care products and number of persons insured under indemnity only products



ANNUAL STATEMENT FOR THE YEAR 2014 OF THE FREEDOM SPECIALTY INSURANCE COMPANY

EXHIBIT OF PREMIUMS AND LOSSES (Statutory Page 14)

NAIC Group Code 0140 BUSINESS IN THE STATE OF Utah DURING THE YEAR 2014 NAIC Company Code 22209

Line of Business	Gross Premiums, Including Policy and Membership Fees, Less Return Premiums and Premiums on Policies not Taken		3 Dividends Paid or Credited to Policyholders on Direct Business	4 Direct Unearned Premium Reserves	5 Direct Losses Paid (deducting salvage)	6 Direct Losses Incurred	7 Direct Losses Unpaid	8 Direct Defense and Cost Containment Expense Paid	9 Direct Defense and Cost Containment Expense Incurred	10 Direct Defense and Cost Containment Expense Unpaid	11 Commissions and Brokerage Expenses	12 Taxes, Licenses and Fees
	1 Direct Premiums Written	2 Direct Premiums Earned										
1. Fire												
2.1 Allied lines												
2.2 Multiple peril crop												
2.3 Federal flood												
2.4. Private crop												
3. Farmowners multiple peril												
4. Homeowners multiple peril												
5.1 Commercial multiple peril (non-liability portion)												
5.2 Commercial multiple peril (liability portion)												
6. Mortgage guaranty												
8. Ocean marine												
9. Inland marine												
10. Financial guaranty												
11. Medical professional liability	189,580	154,086		35,494		36,112	36,112		21,052	21,052	41,708	4,266
12. Earthquake												
13. Group accident and health (b)												
14. Credit accident and health (group and individual)												
15.1 Collectively renewable accident and health (b)												
15.2 Non-cancelable accident and health(b)												
15.3 Guaranteed renewable accident and health(b)												
15.4 Non-renewable for stated reasons only (b)												
15.5 Other accident only												
15.6 Medicare Title XVIII exempt from state taxes or fees												
15.7 All other accident and health (b)												
15.8 Federal employees health benefits plan premium (b)												
16. Workers' compensation												
17.1 Other Liability - occurrence						(25,106)			(2,262)			1,575
17.2 Other Liability - claims made	36,850	26,185		20,040		28,809	28,809		2,909	2,909	5,528	906
17.3 Excess workers' compensation												
18. Products liability												
19.1 Private passenger auto no-fault (personal injury protection)												
19.2 Other private passenger auto liability												
19.3 Commercial auto no-fault (personal injury protection)												
19.4 Other commercial auto liability												
21.1 Private passenger auto physical damage												
21.2 Commercial auto physical damage												
22. Aircraft (all perils)												
23. Fidelity												
24. Surety												
26. Burglary and theft												
27. Boiler and machinery												
28. Credit												
30. Warranty												
34. Aggregate write-ins for other lines of business												
35. TOTALS (a)	226,430	180,271		55,534		39,814	64,921		21,700	23,962	47,235	6,746
DETAILS OF WRITE-INS												
3401.												
3402.												
3403.												
3498. Summary of remaining write-ins for Line 34 from overflow page												
3499. Totals (Lines 3401 thru 3403 plus 3498)(Line 34 above)												

(a) Finance and service charges not included in Lines 1 to 35 \$ and number of persons insured under indemnity only products

(b) For health business on indicated lines report: Number of persons insured under PPO managed care products and number of persons insured under indemnity only products



ANNUAL STATEMENT FOR THE YEAR 2014 OF THE FREEDOM SPECIALTY INSURANCE COMPANY

EXHIBIT OF PREMIUMS AND LOSSES (Statutory Page 14)

NAIC Group Code 0140 BUSINESS IN THE STATE OF Vermont DURING THE YEAR 2014 NAIC Company Code 22209

Line of Business		Gross Premiums, Including Policy and Membership Fees, Less Return Premiums and Premiums on Policies not Taken		3 Dividends Paid or Credited to Policyholders on Direct Business	4 Direct Unearned Premium Reserves	5 Direct Losses Paid (deducting salvage)	6 Direct Losses Incurred	7 Direct Losses Unpaid	8 Direct Defense and Cost Containment Expense Paid	9 Direct Defense and Cost Containment Expense Incurred	10 Direct Defense and Cost Containment Expense Unpaid	11 Commissions and Brokerage Expenses	12 Taxes, Licenses and Fees
		1 Direct Premiums Written	2 Direct Premiums Earned										
1.	Fire												
2.1	Allied lines												
2.2	Multiple peril crop												
2.3	Federal flood												
2.4	Private crop												
3.	Farmowners multiple peril												
4.	Homeowners multiple peril												
5.1	Commercial multiple peril (non-liability portion)												
5.2	Commercial multiple peril (liability portion)												
6.	Mortgage guaranty												
8.	Ocean marine												
9.	Inland marine												
10.	Financial guaranty												
11.	Medical professional liability												
12.	Earthquake												
13.	Group accident and health (b)												
14.	Credit accident and health (group and individual)												
15.1	Collectively renewable accident and health (b)												
15.2	Non-cancelable accident and health(b)												
15.3	Guaranteed renewable accident and health(b)												
15.4	Non-renewable for stated reasons only (b)												
15.5	Other accident only												
15.6	Medicare Title XVIII exempt from state taxes or fees												
15.7	All other accident and health (b)												
15.8	Federal employees health benefits plan premium (b)												
16.	Workers' compensation												
17.1	Other Liability - occurrence												
17.2	Other Liability - claims made												
17.3	Excess workers' compensation												
18.	Products liability												
19.1	Private passenger auto no-fault (personal injury protection)												
19.2	Other private passenger auto liability												
19.3	Commercial auto no-fault (personal injury protection)												
19.4	Other commercial auto liability												
21.1	Private passenger auto physical damage												
21.2	Commercial auto physical damage												
22.	Aircraft (all perils)												
23.	Fidelity												
24.	Surety												
26.	Burglary and theft												
27.	Boiler and machinery												
28.	Credit												
30.	Warranty												
34.	Aggregate write-ins for other lines of business												
35.	TOTALS (a)												
DETAILS OF WRITE-INS													
3401.												
3402.												
3403.												
3498.	Summary of remaining write-ins for Line 34 from overflow page												
3499.	Totals (Lines 3401 thru 3403 plus 3498)(Line 34 above)												

(a) Finance and service charges not included in Lines 1 to 35 \$ and number of persons insured under indemnity only products

(b) For health business on indicated lines report: Number of persons insured under PPO managed care products and number of persons insured under indemnity only products



ANNUAL STATEMENT FOR THE YEAR 2014 OF THE FREEDOM SPECIALTY INSURANCE COMPANY
EXHIBIT OF PREMIUMS AND LOSSES (Statutory Page 14)

NAIC Group Code 0140 BUSINESS IN THE STATE OF Virginia DURING THE YEAR 2014 NAIC Company Code 22209

Line of Business	Gross Premiums, Including Policy and Membership Fees, Less Return Premiums and Premiums on Policies not Taken		3 Dividends Paid or Credited to Policyholders on Direct Business	4 Direct Unearned Premium Reserves	5 Direct Losses Paid (deducting salvage)	6 Direct Losses Incurred	7 Direct Losses Unpaid	8 Direct Defense and Cost Containment Expense Paid	9 Direct Defense and Cost Containment Expense Incurred	10 Direct Defense and Cost Containment Expense Unpaid	11 Commissions and Brokerage Expenses	12 Taxes, Licenses and Fees
	1 Direct Premiums Written	2 Direct Premiums Earned										
1. Fire												
2.1 Allied lines												
2.2 Multiple peril crop												
2.3 Federal flood												
2.4. Private crop												
3. Farmowners multiple peril												
4. Homeowners multiple peril												
5.1 Commercial multiple peril (non-liability portion)												
5.2 Commercial multiple peril (liability portion)												
6. Mortgage guaranty												
8. Ocean marine												
9. Inland marine												
10. Financial guaranty												
11. Medical professional liability												
12. Earthquake												
13. Group accident and health (b)												
14. Credit accident and health (group and individual)												
15.1 Collectively renewable accident and health (b)												
15.2 Non-cancelable accident and health(b)												
15.3 Guaranteed renewable accident and health(b)												
15.4 Non-renewable for stated reasons only (b)												
15.5 Other accident only												
15.6 Medicare Title XVIII exempt from state taxes or fees												
15.7 All other accident and health (b)												
15.8 Federal employees health benefits plan premium (b)												
16. Workers' compensation												
17.1 Other Liability - occurrence						(27,903)			(2,337)			
17.2 Other Liability - claims made	1,393,362	1,029,679		465,871	459,742	459,742			43,410	43,410	42,480	31,854
17.3 Excess workers' compensation												
18. Products liability												
19.1 Private passenger auto no-fault (personal injury protection)												
19.2 Other private passenger auto liability												
19.3 Commercial auto no-fault (personal injury protection)												
19.4 Other commercial auto liability												
21.1 Private passenger auto physical damage												
21.2 Commercial auto physical damage												
22. Aircraft (all perils)												
23. Fidelity												
24. Surety												
26. Burglary and theft												
27. Boiler and machinery												
28. Credit												
30. Warranty												
34. Aggregate write-ins for other lines of business												
35. TOTALS (a)	1,393,362	1,029,679		465,871		431,839	459,742		41,072	43,410	42,480	31,854
DETAILS OF WRITE-INS												
3401.												
3402.												
3403.												
3498. Summary of remaining write-ins for Line 34 from overflow page												
3499. Totals (Lines 3401 thru 3403 plus 3498)(Line 34 above)												

(a) Finance and service charges not included in Lines 1 to 35 \$
(b) For health business on indicated lines report: Number of persons insured under PPO managed care products and number of persons insured under indemnity only products



ANNUAL STATEMENT FOR THE YEAR 2014 OF THE FREEDOM SPECIALTY INSURANCE COMPANY

EXHIBIT OF PREMIUMS AND LOSSES (Statutory Page 14)

NAIC Group Code 0140 BUSINESS IN THE STATE OF Washington DURING THE YEAR 2014 NAIC Company Code 22209

Line of Business	Gross Premiums, Including Policy and Membership Fees, Less Return Premiums and Premiums on Policies not Taken		3 Dividends Paid or Credited to Policyholders on Direct Business	4 Direct Unearned Premium Reserves	5 Direct Losses Paid (deducting salvage)	6 Direct Losses Incurred	7 Direct Losses Unpaid	8 Direct Defense and Cost Containment Expense Paid	9 Direct Defense and Cost Containment Expense Incurred	10 Direct Defense and Cost Containment Expense Unpaid	11 Commissions and Brokerage Expenses	12 Taxes, Licenses and Fees
	1 Direct Premiums Written	2 Direct Premiums Earned										
1. Fire												
2.1 Allied lines												
2.2 Multiple peril crop												
2.3 Federal flood												
2.4. Private crop												
3. Farmowners multiple peril												
4. Homeowners multiple peril												
5.1 Commercial multiple peril (non-liability portion)												
5.2 Commercial multiple peril (liability portion)												
6. Mortgage guaranty												
8. Ocean marine												
9. Inland marine												
10. Financial guaranty												
11. Medical professional liability	22,661	20,778		3,325		2,952	7,897		3,611	5,362	4,985	496
12. Earthquake												
13. Group accident and health (b)												
14. Credit accident and health (group and individual)												
15.1 Collectively renewable accident and health (b)												
15.2 Non-cancelable accident and health(b)												
15.3 Guaranteed renewable accident and health(b)												
15.4 Non-renewable for stated reasons only (b)												
15.5 Other accident only												
15.6 Medicare Title XVIII exempt from state taxes or fees												
15.7 All other accident and health (b)												
15.8 Federal employees health benefits plan premium (b)												
16. Workers' compensation												
17.1 Other Liability - occurrence												
17.2 Other Liability - claims made	7,960	2,196		5,765		988	988		198	198	1,791	159
17.3 Excess workers' compensation												
18. Products liability												
19.1 Private passenger auto no-fault (personal injury protection)												
19.2 Other private passenger auto liability												
19.3 Commercial auto no-fault (personal injury protection)												
19.4 Other commercial auto liability												
21.1 Private passenger auto physical damage												
21.2 Commercial auto physical damage												
22. Aircraft (all perils)												
23. Fidelity												
24. Surety												
26. Burglary and theft												
27. Boiler and machinery												
28. Credit												
30. Warranty												
34. Aggregate write-ins for other lines of business												
35. TOTALS (a)	30,621	22,974		9,090		3,939	8,884		3,810	5,560	6,776	655
DETAILS OF WRITE-INS												
3401.												
3402.												
3403.												
3498. Summary of remaining write-ins for Line 34 from overflow page												
3499. Totals (Lines 3401 thru 3403 plus 3498)(Line 34 above)												

(a) Finance and service charges not included in Lines 1 to 35 \$ and number of persons insured under indemnity only products

(b) For health business on indicated lines report: Number of persons insured under PPO managed care products and number of persons insured under indemnity only products



ANNUAL STATEMENT FOR THE YEAR 2014 OF THE FREEDOM SPECIALTY INSURANCE COMPANY

EXHIBIT OF PREMIUMS AND LOSSES (Statutory Page 14)

NAIC Group Code 0140 BUSINESS IN THE STATE OF West Virginia DURING THE YEAR 2014 NAIC Company Code 22209

Line of Business	Gross Premiums, Including Policy and Membership Fees, Less Return Premiums and Premiums on Policies not Taken		3 Dividends Paid or Credited to Policyholders on Direct Business	4 Direct Unearned Premium Reserves	5 Direct Losses Paid (deducting salvage)	6 Direct Losses Incurred	7 Direct Losses Unpaid	8 Direct Defense and Cost Containment Expense Paid	9 Direct Defense and Cost Containment Expense Incurred	10 Direct Defense and Cost Containment Expense Unpaid	11 Commissions and Brokerage Expenses	12 Taxes, Licenses and Fees
	1 Direct Premiums Written	2 Direct Premiums Earned										
1. Fire												
2.1 Allied lines												
2.2 Multiple peril crop												
2.3 Federal flood												
2.4. Private crop												
3. Farmowners multiple peril												
4. Homeowners multiple peril												
5.1 Commercial multiple peril (non-liability portion)		1,416			515,569	490,612	43	1,550	1,543	156		35
5.2 Commercial multiple peril (liability portion)												
6. Mortgage guaranty												
8. Ocean marine												
9. Inland marine												
10. Financial guaranty												
11. Medical professional liability												
12. Earthquake												
13. Group accident and health (b)												
14. Credit accident and health (group and individual)												
15.1 Collectively renewable accident and health (b)												
15.2 Non-cancelable accident and health(b)												
15.3 Guaranteed renewable accident and health(b)												
15.4 Non-renewable for stated reasons only (b)												
15.5 Other accident only												
15.6 Medicare Title XVIII exempt from state taxes or fees												
15.7 All other accident and health (b)												
15.8 Federal employees health benefits plan premium (b)												
16. Workers' compensation												
17.1 Other Liability - occurrence						(22,735)			(2,418)			1,135
17.2 Other Liability - claims made						25,987	25,987		1,864	1,864		
17.3 Excess workers' compensation												
18. Products liability												
19.1 Private passenger auto no-fault (personal injury protection)												
19.2 Other private passenger auto liability												
19.3 Commercial auto no-fault (personal injury protection)												
19.4 Other commercial auto liability												
21.1 Private passenger auto physical damage												
21.2 Commercial auto physical damage												
22. Aircraft (all perils)												
23. Fidelity												
24. Surety												
26. Burglary and theft												
27. Boiler and machinery												
28. Credit												
30. Warranty												
34. Aggregate write-ins for other lines of business												
35. TOTALS (a)		1,416			515,569	493,864	26,030	1,550	989	2,020		1,170
DETAILS OF WRITE-INS												
3401.												
3402.												
3403.												
3498. Summary of remaining write-ins for Line 34 from overflow page												
3499. Totals (Lines 3401 thru 3403 plus 3498)(Line 34 above)												

(a) Finance and service charges not included in Lines 1 to 35 \$ and number of persons insured under indemnity only products

(b) For health business on indicated lines report: Number of persons insured under PPO managed care products and number of persons insured under indemnity only products

19.WV



ANNUAL STATEMENT FOR THE YEAR 2014 OF THE FREEDOM SPECIALTY INSURANCE COMPANY

EXHIBIT OF PREMIUMS AND LOSSES (Statutory Page 14)

NAIC Group Code 0140 BUSINESS IN THE STATE OF Wisconsin DURING THE YEAR 2014 NAIC Company Code 22209

Line of Business		Gross Premiums, Including Policy and Membership Fees, Less Return Premiums and Premiums on Policies not Taken		3 Dividends Paid or Credited to Policyholders on Direct Business	4 Direct Unearned Premium Reserves	5 Direct Losses Paid (deducting salvage)	6 Direct Losses Incurred	7 Direct Losses Unpaid	8 Direct Defense and Cost Containment Expense Paid	9 Direct Defense and Cost Containment Expense Incurred	10 Direct Defense and Cost Containment Expense Unpaid	11 Commissions and Brokerage Expenses	12 Taxes, Licenses and Fees
		1 Direct Premiums Written	2 Direct Premiums Earned										
1.	Fire												
2.1	Allied lines												
2.2	Multiple peril crop												
2.3	Federal flood												
2.4	Private crop												
3.	Farmowners multiple peril												
4.	Homeowners multiple peril												
5.1	Commercial multiple peril (non-liability portion)												
5.2	Commercial multiple peril (liability portion)												
6.	Mortgage guaranty												
8.	Ocean marine												
9.	Inland marine												
10.	Financial guaranty												
11.	Medical professional liability												
12.	Earthquake												
13.	Group accident and health (b)												
14.	Credit accident and health (group and individual)												
15.1	Collectively renewable accident and health (b)												
15.2	Non-cancelable accident and health(b)												
15.3	Guaranteed renewable accident and health(b)												
15.4	Non-renewable for stated reasons only (b)												
15.5	Other accident only												
15.6	Medicare Title XVIII exempt from state taxes or fees												
15.7	All other accident and health (b)												
15.8	Federal employees health benefits plan premium (b)												
16.	Workers' compensation												
17.1	Other Liability - occurrence												
17.2	Other Liability - claims made												
17.3	Excess workers' compensation												
18.	Products liability												
19.1	Private passenger auto no-fault (personal injury protection)												
19.2	Other private passenger auto liability												
19.3	Commercial auto no-fault (personal injury protection)												
19.4	Other commercial auto liability												
21.1	Private passenger auto physical damage												
21.2	Commercial auto physical damage												
22.	Aircraft (all perils)												
23.	Fidelity												
24.	Surety												
26.	Burglary and theft												
27.	Boiler and machinery												
28.	Credit												
30.	Warranty												
34.	Aggregate write-ins for other lines of business												
35.	TOTALS (a)												
DETAILS OF WRITE-INS													
3401.												
3402.												
3403.												
3498.	Summary of remaining write-ins for Line 34 from overflow page												
3499.	Totals (Lines 3401 thru 3403 plus 3498)(Line 34 above)												

(a) Finance and service charges not included in Lines 1 to 35 \$
(b) For health business on indicated lines report: Number of persons insured under PPO managed care products and number of persons insured under indemnity only products



ANNUAL STATEMENT FOR THE YEAR 2014 OF THE FREEDOM SPECIALTY INSURANCE COMPANY

EXHIBIT OF PREMIUMS AND LOSSES (Statutory Page 14)

NAIC Group Code 0140 BUSINESS IN THE STATE OF Other Aliens DURING THE YEAR 2014 NAIC Company Code 22209

Line of Business	Gross Premiums, Including Policy and Membership Fees, Less Return Premiums and Premiums on Policies not Taken		3 Dividends Paid or Credited to Policyholders on Direct Business	4 Direct Unearned Premium Reserves	5 Direct Losses Paid (deducting salvage)	6 Direct Losses Incurred	7 Direct Losses Unpaid	8 Direct Defense and Cost Containment Expense Paid	9 Direct Defense and Cost Containment Expense Incurred	10 Direct Defense and Cost Containment Expense Unpaid	11 Commissions and Brokerage Expenses	12 Taxes, Licenses and Fees
	1 Direct Premiums Written	2 Direct Premiums Earned										
1. Fire												
2.1 Allied lines												
2.2 Multiple peril crop												
2.3 Federal flood												
2.4. Private crop												
3. Farmowners multiple peril												
4. Homeowners multiple peril												
5.1 Commercial multiple peril (non-liability portion)												
5.2 Commercial multiple peril (liability portion)												
6. Mortgage guaranty												
8. Ocean marine												
9. Inland marine												
10. Financial guaranty												
11. Medical professional liability												
12. Earthquake												
13. Group accident and health (b)												
14. Credit accident and health (group and individual)												
15.1 Collectively renewable accident and health (b)												
15.2 Non-cancelable accident and health(b)												
15.3 Guaranteed renewable accident and health(b)												
15.4 Non-renewable for stated reasons only (b)												
15.5 Other accident only												
15.6 Medicare Title XVIII exempt from state taxes or fees												
15.7 All other accident and health (b)												
15.8 Federal employees health benefits plan premium (b)												
16. Workers' compensation												
17.1 Other Liability - occurrence						(576,646)			(52,746)			
17.2 Other Liability - claims made	1,319,183	969,608		705,955		937,177	937,177		84,195	84,195	134,136	20,523
17.3 Excess workers' compensation												
18. Products liability												
19.1 Private passenger auto no-fault (personal injury protection)												
19.2 Other private passenger auto liability												
19.3 Commercial auto no-fault (personal injury protection)												
19.4 Other commercial auto liability												
21.1 Private passenger auto physical damage												
21.2 Commercial auto physical damage												
22. Aircraft (all perils)												
23. Fidelity												
24. Surety												
26. Burglary and theft												
27. Boiler and machinery												
28. Credit												
30. Warranty												
34. Aggregate write-ins for other lines of business												
35. TOTALS (a)	1,319,183	969,608		705,955		360,531	937,177		31,449	84,195	134,136	20,523
DETAILS OF WRITE-INS												
3401.												
3402.												
3403.												
3498. Summary of remaining write-ins for Line 34 from overflow page												
3499. Totals (Lines 3401 thru 3403 plus 3498)(Line 34 above)												

(a) Finance and service charges not included in Lines 1 to 35 \$
(b) For health business on indicated lines report: Number of persons insured under PPO managed care products and number of persons insured under indemnity only products



ANNUAL STATEMENT FOR THE YEAR 2014 OF THE FREEDOM SPECIALTY INSURANCE COMPANY

EXHIBIT OF PREMIUMS AND LOSSES (Statutory Page 14)

NAIC Group Code 0140 BUSINESS IN THE STATE OF Grand Total DURING THE YEAR 2014 NAIC Company Code 22209

			3		4	5	6	7	8	9	10	11	12
			Gross Premiums, Including Policy and Membership Fees, Less Return Premiums and Premiums on Policies not Taken		Direct Unearned Premium Reserves	Direct Losses Paid (deducting salvage)	Direct Losses Incurred	Direct Losses Unpaid	Direct Defense and Cost Containment Expense Paid	Direct Defense and Cost Containment Expense Incurred	Direct Defense and Cost Containment Expense Unpaid	Commissions and Brokerage Expenses	Taxes, Licenses and Fees
Line of Business			1 Direct Premiums Written	2 Direct Premiums Earned									
1.	Fire		20,792	15,081	11,801	133	2,571	2,742	14	733	754	4,137	892
2.1	Allied lines		49,842	37,815	25,344	147	7,585	7,961	25	1,169	1,169	9,988	1,939
2.2	Multiple peril crop												
2.3	Federal flood												
2.4	Private crop												
3.	Farmowners multiple peril												
4.	Homeowners multiple peril		11,054	(13,310)	24,364	1,761	5,849	4,088	253	855	601	1,569	252
5.1	Commercial multiple peril (non-liability portion)		1,157,515	1,030,527	534,766	677,813	687,083	84,270	1,550	12,493	13,792	270,471	31,587
5.2	Commercial multiple peril (liability portion)		2,319,845	1,909,237	1,127,706	49,951	1,001,146	1,044,798	54,255	354,581	330,494	547,824	62,542
6.	Mortgage guaranty												
8.	Ocean marine												
9.	Inland marine												
10.	Financial guaranty												
11.	Medical professional liability		4,741,875	4,418,518	1,701,273	510,250	1,079,351	2,805,021	933,558	2,128,212	2,457,609	1,040,722	115,896
12.	Earthquake												
13.	Group accident and health (b)												
14.	Credit accident and health (group and individual)												
15.1	Collectively renewable accident and health (b)												
15.2	Non-cancelable accident and health(b)												
15.3	Guaranteed renewable accident and health(b)												
15.4	Non-renewable for stated reasons only (b)												
15.5	Other accident only												
15.6	Medicare Title XVIII exempt from state taxes or fees												
15.7	All other accident and health (b)												
15.8	Federal employees health benefits plan premium (b)												
16.	Workers' compensation												
17.1	Other Liability - occurrence		973,858	937,000	394,975	898,329	(45,100,427)	1,533,762	13,947	(3,922,600)	403,906	236,489	33,618
17.2	Other Liability - claims made		88,769,863	75,692,154	49,880,145		67,846,443	72,934,123	121,349	6,540,026	6,697,792	9,091,676	2,165,024
17.3	Excess workers' compensation												
18.	Products liability		8,716	8,439	3,920		3,144	3,386		1,459	1,609	2,108	234
19.1	Private passenger auto no-fault (personal injury protection)												
19.2	Other private passenger auto liability												
19.3	Commercial auto no-fault (personal injury protection)		54,715	45,190	26,323	133,602	209,997	89,406	4	24,030	27,639	10,946	2,405
19.4	Other commercial auto liability		2,781,747	2,233,478	1,338,156	234,206	2,214,168	2,172,048	1,253	214,634	255,133	556,499	53,718
21.1	Private passenger auto physical damage												
21.2	Commercial auto physical damage		1,143,883	944,850	567,080	395,251	582,951	217,117	1,127	16,797	21,995	228,844	42,147
22.	Aircraft (all perils)												
23.	Fidelity												
24.	Surety												
26.	Burglary and theft												
27.	Boiler and machinery		73,868	49,909	45,399							17,710	1,995
28.	Credit												
30.	Warranty												
34.	Aggregate write-ins for other lines of business												
35.	TOTALS (a)		102,107,573	87,308,888	55,681,252	2,901,443	28,539,862	80,898,721	1,127,336	5,372,387	10,212,494	12,018,983	2,512,249
DETAILS OF WRITE-INS													
3401.												
3402.												
3403.												
3498.	Summary of remaining write-ins for Line 34 from overflow page												
3499.	Totals (Lines 3401 thru 3403 plus 3498)(Line 34 above)												

(a) Finance and service charges not included in Lines 1 to 35 \$ and number of persons insured under indemnity only products

(b) For health business on indicated lines report: Number of persons insured under PPO managed care products and number of persons insured under indemnity only products

ANNUAL STATEMENT FOR THE YEAR 2014 OF THE FREEDOM SPECIALTY INSURANCE COMPANY

SCHEDULE F - PART 1

Assumed Reinsurance as of December 31, Current Year (000 OMITTED)

1 ID Number	2 NAIC Com- pany Code	3 Name of Reinsured	4 Domiciliary Jurisdiction	5 Assumed Premium	Reinsurance On		8 Cols. 6 + 7	9 Contingent Commissions Payable	10 Assumed Premiums Receivable	11 Unearned Premium	12 Funds Held By or Deposited With Reinsured Companies	13 Letters of Credit Posted	14 Amount of Assets Pledged or Compensating Balances to Secure Letters of Credit	15 Amount of Assets Pledged or Collateral Held in Trust
					6 Paid Losses and Loss Adjustment Expenses	7 Known Case Losses and LAE								
0499999. Total - U.S. Non-Pool														
0799999. Total - Other (Non-U.S.)														
0899999. Total - Affiliates														
0999998. Other U.S. Unaffiliated Insurers Reinsurance for which the total of Column 8 is less than \$100,000				95						36				
0999999. Total Other U.S. Unaffiliated Insurers				95						36				
1099998. Pools and Associations - Reinsurance for which the total of Column 8 is less than \$100,000 - Mandatory Pools														
1099999. Total Pools, Associations or Other Similar Facilities - Mandatory Pools														
1199998. Pools and Associations - Reinsurance for which the total of Column 8 is less than \$100,000 - Voluntary Pools														
1199999. Total Pools, Associations or Other Similar Facilities - Voluntary Pools														
1299999. Total - Pools and Associations														
1399998. Other Non-U.S. Insurers - Reinsurance for which the total of Column 8 is less than \$100,000														
1399999. Total Other Non-U.S. Insurers														
9999999 Totals				95						36				

ANNUAL STATEMENT FOR THE YEAR 2014 OF THE FREEDOM SPECIALTY INSURANCE COMPANY

SCHEDULE F - PART 2

Premium Portfolio Reinsurance Effectuated or (Canceled) during Current Year

1 ID Number	2 NAIC Com- pany Code	3 Name of Company	4 Date of Contract	5 Original Premium	6 Reinsurance Premium
NONE					

ANNUAL STATEMENT FOR THE YEAR 2014 OF THE FREEDOM SPECIALTY INSURANCE COMPANY

SCHEDULE F - PART 3

Ceded Reinsurance as of December 31, Current Year (000 OMITTED)

1	2	3	4	5	6	Reinsurance Recoverable On								Reinsurance Payable		18	19	
						7	8	9	10	11	12	13	14	15	16			17
ID Number	NAIC Company Code	Name of Reinsurer	Domiciliary Jurisdiction	Reinsurance Contracts Ceding 75% or More of Direct Premiums Written	Reinsurance Premiums Ceded	Paid Losses	Paid LAE	Known Case Loss Reserves	Known Case LAE Reserves	IBNR Loss Reserves	IBNR LAE Reserves	Unearned Premiums	Contingent Commissions	Columns 7 thru 14 Totals	Ceded Balances Payable	Other Amounts Due to Reinsurers	Net Amount Recoverable From Reinsurers Cols. 15 - [16 + 17]	Funds Held By Company Under Reinsurance Treaties
31-1024978	.41297	Scottsdale Insurance Company	OH		102,202	201	98	10,475	1,808	70,444	10,076	55,717		148,819	22,186		126,633	
0399999. Total Authorized - Affiliates - U.S. Non-Pool - Other					102,202	201	98	10,475	1,808	70,444	10,076	55,717		148,819	22,186		126,633	
0499999. Total Authorized - Affiliates - U.S. Non-Pool					102,202	201	98	10,475	1,808	70,444	10,076	55,717		148,819	22,186		126,633	
0799999. Total Authorized - Affiliates - Other (Non-U.S.)																		
0899999. Total Authorized - Affiliates					102,202	201	98	10,475	1,808	70,444	10,076	55,717		148,819	22,186		126,633	
0999998. Total Authorized - Other U.S. Unaffiliated Insurers (Under \$100,000)																		
0999999. Total Authorized - Other U.S. Unaffiliated Insurers																		
1299998. Total Authorized - Other Non-U.S. Insurers (Under \$100,000)																		
1299999. Total Authorized - Other Non-U.S. Insurers																		
1399999. Total Authorized					102,202	201	98	10,475	1,808	70,444	10,076	55,717		148,819	22,186		126,633	
1799999. Total Unauthorized - Affiliates - U.S. Non-Pool																		
2099999. Total Unauthorized - Affiliates - Other (Non-U.S.)																		
2199999. Total Unauthorized - Affiliates																		
2299998. Total Unauthorized - Other U.S. Unaffiliated Insurers (Under \$100,000)																		
2299999. Total Unauthorized - Other U.S. Unaffiliated Insurers																		
2599998. Total Unauthorized - Other Non-U.S. Insurers (Under \$100,000)																		
2599999. Total Unauthorized - Other Non-U.S. Insurers																		
2699999. Total Unauthorized																		
3099999. Total Certified - Affiliates - U.S. Non-Pool																		
3399999. Total Certified - Affiliates - Other (Non-U.S.)																		
3499999. Total Certified - Affiliates																		
3599998. Total Certified - Other U.S. Unaffiliated Insurers (Under \$100,000)																		
3599999. Total Certified - Other U.S. Unaffiliated Insurers																		
3899998. Total Certified - Other Non-U.S. Insurers (Under \$100,000)																		
3899999. Total Certified - Other Non-U.S. Insurers																		
3999999. Total Certified																		
4099999. Total Authorized, Unauthorized and Certified					102,202	201	98	10,475	1,808	70,444	10,076	55,717		148,819	22,186		126,633	
4199999. Total Protected Cells																		
9999999 Totals					102,202	201	98	10,475	1,808	70,444	10,076	55,717		148,819	22,186		126,633	

NOTE: A. Report the five largest provisional commission rates included in the cedant's reinsurance treaties.
The commission rate to be reported is by contract with ceded premium in excess of \$50,000:

1	2	3
Name of Reinsurer	Commission Rate	Ceded Premium
1.
2.
3.
4.
5.

B. Report the five largest reinsurance recoverables reported in Column 15, due from any one reinsurer (based on the total recoverables, Line 9999999, Column 15), the amount of ceded premium, and indicate whether the recoverables are due from an affiliated insurer.

1	2	3	4
Name of Reinsurer	Total Recoverables	Ceded Premiums	Affiliated
1. Scottsdale Insurance Company	148,819	102,202	Yes [X] No []
2.	Yes [] No []
3.	Yes [] No []
4.	Yes [] No []
5.	Yes [] No []

ANNUAL STATEMENT FOR THE YEAR 2014 OF THE FREEDOM SPECIALTY INSURANCE COMPANY

SCHEDULE F - PART 4

Aging of Ceded Reinsurance as of December 31, Current Year (000 OMITTED)

1 ID Number	2 NAIC Com- pany Code	3 Name of Reinsurer	4 Domiciliary Jurisdiction	Reinsurance Recoverable on Paid Losses and Paid Loss Adjustment Expenses							12 Percentage Overdue Col. 10/Col. 11	13 Percentage More Than 120 Days Overdue Col. 9/Col. 11
				5 Current	Overdue					11 Total Due Cols. 5 + 10		
					6 1 to 29 Days	7 30 to 90 Days	8 91 to 120 Days	9 Over 120 Days	10 Total Overdue Cols. 6 + 7 + 8 + 9			
31-1024978	..41297	SCOTTSDALE INSURANCE COMPANY	OH	299						299		
0399999. Total Authorized - Affiliates - U.S. Non-Pool - Other				299						299		
0499999. Total Authorized - Affiliates - U.S. Non-Pool				299						299		
0799999. Total Authorized - Affiliates - Other (Non-U.S.)												
0899999. Total Authorized - Affiliates				299						299		
1399999. Total Authorized				299						299		
1799999. Total Unauthorized - Affiliates - U.S. Non-Pool												
2099999. Total Unauthorized - Affiliates - Other (Non-U.S.)												
2199999. Total Unauthorized - Affiliates												
2699999. Total Unauthorized												
3099999. Total Certified - Affiliates - U.S. Non-Pool												
3399999. Total Certified - Affiliates - Other (Non-U.S.)												
3499999. Total Certified - Affiliates												
3999999. Total Certified												
4099999. Total Authorized, Unauthorized and Certified				299						299		
4199999. Total Protected Cells												
9999999 Totals				299						299		

Schedule F - Part 5

N O N E

Schedule F - Part 5 - Bank Footnote

N O N E

Schedule F - Part 6 - Section 1 - Provision for Reinsurance Ceded to Certified Reinsurers

N O N E

Schedule F - Part 6 - Section 1 - Bank Footnote

N O N E

Schedule F - Part 6 - Section 2 - Provision for Overdue Reinsurance Ceded to Certified Reinsurers

N O N E

Schedule F - Part 7 - Provision for Overdue Authorized Reinsurance

N O N E

Schedule F - Part 8 - Provision for Overdue Reinsurance

N O N E

SCHEDULE F - PART 9

Restatement of Balance Sheet to Identify Net Credit for Reinsurance

	1 As Reported (Net of Ceded)	2 Restatement Adjustments	3 Restated (Gross of Ceded)
ASSETS (Page 2, Col. 3)			
1. Cash and invested assets (Line 12)	11,776,530		11,776,530
2. Premiums and considerations (Line 15)	13,342,426		13,342,426
3. Reinsurance recoverable on loss and loss adjustment expense payments (Line 16.1)	299,269	(299,269)	
4. Funds held by or deposited with reinsured companies (Line 16.2)			
5. Other assets	11,214,132		11,214,132
6. Net amount recoverable from reinsurers		126,633,403	126,633,403
7. Protected cell assets (Line 27)			
8. Totals (Line 28)	36,632,357	126,334,134	162,966,491
LIABILITIES (Page 3)			
9. Losses and loss adjustment expenses (Lines 1 through 3)		92,802,985	92,802,985
10. Taxes, expenses, and other obligations (Lines 4 through 8)			
11. Unearned premiums (Line 9)		55,717,272	55,717,272
12. Advance premiums (Line 10)			
13. Dividends declared and unpaid (Line 11.1 and 11.2)			
14. Ceded reinsurance premiums payable (net of ceding commissions (Line 12)	22,186,123	(22,186,123)	
15. Funds held by company under reinsurance treaties (Line 13)			
16. Amounts withheld or retained by company for account of others (Line 14)			
17. Provision for reinsurance (Line 16)			
18. Other liabilities	2,101,996		2,101,996
19. Total liabilities excluding protected cell business (Line 26)	24,288,119	126,334,134	150,622,253
20. Protected cell liabilities (Line 27)			
21. Surplus as regards policyholders (Line 37)	12,344,238	XXX	12,344,238
22. Totals (Line 38)	36,632,357	126,334,134	162,966,491

NOTE: Is the restatement of this exhibit the result of grossing up balances ceded to affiliates under 100 percent reinsurance or pooling arrangements?

Yes [X] No []

If yes, give full explanation: See Notes to Financial Statement #26

Schedule H - Part 1

N O N E

Schedule H - Part 2 - Reserves and Liabilities

N O N E

Schedule H - Part 3 - Prior Year's Claim Reserves and Liabilities

N O N E

Schedule H - Part 4 - Reinsurance

N O N E

Schedule H - Part 5 - Health Claims

N O N E

ANNUAL STATEMENT FOR THE YEAR 2014 OF THE FREEDOM SPECIALTY INSURANCE COMPANY

SCHEDULE P - PART 1A - HOMEOWNERS/FARMOWNERS

(\$000 OMITTED)

Years in Which Premiums Were Earned and Losses Were Incurred	Premiums Earned			Loss and Loss Expense Payments								12
	1 Direct and Assumed	2 Ceded	3 Net (1 - 2)	Loss Payments		Defense and Cost Containment Payments		Adjusting and Other Payments		10 Salvage and Subrogation Received	11 Total Net Paid Cols (4 - 5 + 6 - 7 + 8 - 9)	Number of Claims Reported Direct and Assumed
				4 Direct and Assumed	5 Ceded	6 Direct and Assumed	7 Ceded	8 Direct and Assumed	9 Ceded			
1. Prior.....	XXX	XXX	XXX									XXX
2. 2005.....												
3. 2006.....												
4. 2007.....												
5. 2008.....												
6. 2009.....												
7. 2010.....												
8. 2011.....												
9. 2012.....												
10. 2013.....												
11. 2014.....	(13)	(13)		2	2							
12. Totals	XXX	XXX	XXX	2	2							XXX

	Losses Unpaid				Defense and Cost Containment Unpaid				Adjusting and Other Unpaid		23	24	25
	Case Basis		Bulk + IBNR		Case Basis		Bulk + IBNR						
	13	14	15	16	17	18	19	20	21	22			
	Direct and Assumed	Ceded	Direct and Assumed	Ceded	Direct and Assumed	Ceded	Direct and Assumed	Ceded	Direct and Assumed	Ceded			
1. Prior.....													
2. 2005.....													
3. 2006.....													
4. 2007.....													
5. 2008.....													
6. 2009.....													
7. 2010.....													
8. 2011.....													
9. 2012.....													
10. 2013.....													
11. 2014.....	4	4					1	1					
12. Totals	4	4					1	1					

	Total Losses and Loss Expenses Incurred			Loss and Loss Expense Percentage (Incurred /Premiums Earned)			Nontabular Discount		34 Inter-Company Pooling Participation Percentage	Net Balance Sheet Reserves After Discount	
	26 Direct and Assumed	27 Ceded	28 Net	29 Direct and Assumed	30 Ceded	31 Net	32 Loss	33 Loss Expense		35 Losses Unpaid	36 Loss Expenses Unpaid
1. Prior.....	XXX	XXX	XXX	XXX	XXX	XXX			XXX		
2. 2005.....											
3. 2006.....											
4. 2007.....											
5. 2008.....											
6. 2009.....											
7. 2010.....											
8. 2011.....											
9. 2012.....											
10. 2013.....											
11. 2014.....	7	7		(50.3)	(50.3)						
12. Totals	XXX	XXX	XXX	XXX	XXX	XXX			XXX		

ANNUAL STATEMENT FOR THE YEAR 2014 OF THE FREEDOM SPECIALTY INSURANCE COMPANY

SCHEDULE P - PART 1B - PRIVATE PASSENGER AUTO LIABILITY/MEDICAL

(\$000 OMITTED)

Years in Which Premiums Were Earned and Losses Were Incurred	Premiums Earned			Loss and Loss Expense Payments								12
	1	2	3	Loss Payments		Defense and Cost Containment Payments		Adjusting and Other Payments		10	11	Number of Claims Reported Direct and Assumed
	Direct and Assumed	Ceded	Net (1 - 2)	4	5	6	7	8	9	Salvage and Subrogation Received	Total Net Paid Cols (4 - 5 + 6 - 7 + 8 - 9)	
				Direct and Assumed	Ceded	Direct and Assumed	Ceded	Direct and Assumed	Ceded			
1. Prior.....	XXX	XXX	XXX									XXX
2. 2005.....												
3. 2006.....												
4. 2007.....												
5. 2008.....												
6. 2009.....												
7. 2010.....												
8. 2011.....												
9. 2012.....												
10. 2013.....												
11. 2014.....												
12. Totals	XXX	XXX	XXX									XXX

	Losses Unpaid				Defense and Cost Containment Unpaid				Adjusting and Other Unpaid		23	24	25
	Case Basis		Bulk + IBNR		Case Basis		Bulk + IBNR						
	13	14	15	16	17	18	19	20	21	22			
	Direct and Assumed	Ceded	Direct and Assumed	Ceded	Direct and Assumed	Ceded	Direct and Assumed	Ceded	Direct and Assumed	Ceded			
1. Prior.....													
2. 2005.....													
3. 2006.....													
4. 2007.....													
5. 2008.....													
6. 2009.....													
7. 2010.....													
8. 2011.....													
9. 2012.....													
10. 2013.....													
11. 2014.....													
12. Totals													

	Total Losses and Loss Expenses Incurred			Loss and Loss Expense Percentage (Incurred /Premiums Earned)			Nontabular Discount		34 Inter-Company Pooling Participation Percentage	Net Balance Sheet Reserves After Discount	
	26	27	28	29	30	31	32	33		35	36
	Direct and Assumed	Ceded	Net	Direct and Assumed	Ceded	Net	Loss	Loss Expense		Losses Unpaid	Loss Expenses Unpaid
1. Prior.....	XXX	XXX	XXX	XXX	XXX	XXX			XXX		
2. 2005.....											
3. 2006.....											
4. 2007.....											
5. 2008.....											
6. 2009.....											
7. 2010.....											
8. 2011.....											
9. 2012.....											
10. 2013.....											
11. 2014.....											
12. Totals	XXX	XXX	XXX	XXX	XXX	XXX			XXX		

ANNUAL STATEMENT FOR THE YEAR 2014 OF THE FREEDOM SPECIALTY INSURANCE COMPANY

SCHEDULE P - PART 1C - COMMERCIAL AUTO/TRUCK LIABILITY/MEDICAL

(\$000 OMITTED)

Years in Which Premiums Were Earned and Losses Were Incurred	Premiums Earned			Loss and Loss Expense Payments								12
	1 Direct and Assumed	2 Ceded	3 Net (1 - 2)	Loss Payments		Defense and Cost Containment Payments		Adjusting and Other Payments		10 Salvage and Subrogation Received	11 Total Net Paid Cols (4 - 5 + 6 - 7 + 8 - 9)	Number of Claims Reported Direct and Assumed
				4 Direct and Assumed	5 Ceded	6 Direct and Assumed	7 Ceded	8 Direct and Assumed	9 Ceded			
1. Prior.....	XXX	XXX	XXX									XXX
2. 2005.....												
3. 2006.....												
4. 2007.....												
5. 2008.....												
6. 2009.....												
7. 2010.....												
8. 2011.....												
9. 2012.....												
10. 2013.....	447	447		103	103			24	24			17
11. 2014.....	2,279	2,279		282	282	1	1	61	61			84
12. Totals	XXX	XXX	XXX	386	386	1	1	86	86			XXX

	Losses Unpaid				Defense and Cost Containment Unpaid				Adjusting and Other Unpaid		23	24	25
	Case Basis		Bulk + IBNR		Case Basis		Bulk + IBNR						
	13	14	15	16	17	18	19	20	21	22			
	Direct and Assumed	Ceded	Direct and Assumed	Ceded	Direct and Assumed	Ceded	Direct and Assumed	Ceded	Direct and Assumed	Ceded			
1. Prior.....													
2. 2005.....													
3. 2006.....													
4. 2007.....													
5. 2008.....													
6. 2009.....													
7. 2010.....													
8. 2011.....													
9. 2012.....													
10. 2013.....	39	39	78	78			30	30	6	6			4
11. 2014.....	1,392	1,392	752	752	19	19	233	233	66	66			33
12. Totals	1,431	1,431	831	831	19	19	264	264	72	72			37

	Total Losses and Loss Expenses Incurred			Loss and Loss Expense Percentage (Incurred /Premiums Earned)			Nontabular Discount		34 Inter-Company Pooling Participation Percentage	Net Balance Sheet Reserves After Discount	
	26	27	28	29	30	31	32	33		35	36
	Direct and Assumed	Ceded	Net	Direct and Assumed	Ceded	Net	Loss	Loss Expense		Losses Unpaid	Loss Expenses Unpaid
1. Prior.....	XXX	XXX	XXX	XXX	XXX	XXX			XXX		
2. 2005.....											
3. 2006.....											
4. 2007.....											
5. 2008.....											
6. 2009.....											
7. 2010.....											
8. 2011.....											
9. 2012.....											
10. 2013.....	281	281		62.8	62.8						
11. 2014.....	2,808	2,808		123.2	123.2						
12. Totals	XXX	XXX	XXX	XXX	XXX	XXX			XXX		

ANNUAL STATEMENT FOR THE YEAR 2014 OF THE FREEDOM SPECIALTY INSURANCE COMPANY

SCHEDULE P - PART 1D - WORKERS' COMPENSATION

(EXCLUDING EXCESS WORKERS' COMPENSATION)

(\$000 OMITTED)

Years in Which Premiums Were Earned and Losses Were Incurred	Premiums Earned			Loss and Loss Expense Payments								12
	1	2	3	Loss Payments		Defense and Cost Containment Payments		Adjusting and Other Payments		10	11	Number of Claims Reported Direct and Assumed
	Direct and Assumed	Ceded	Net (1 - 2)	4	5	6	7	8	9	Salvage and Subrogation Received	Total Net Paid Cols (4 - 5 + 6 - 7 + 8 - 9)	
				Direct and Assumed	Ceded	Direct and Assumed	Ceded	Direct and Assumed	Ceded			
1. Prior.....	XXX	XXX	XXX									XXX
2. 2005.....												
3. 2006.....												
4. 2007.....												
5. 2008.....												
6. 2009.....												
7. 2010.....												
8. 2011.....												
9. 2012.....												
10. 2013.....												
11. 2014.....												
12. Totals	XXX	XXX	XXX									XXX

	Losses Unpaid				Defense and Cost Containment Unpaid				Adjusting and Other Unpaid		23 Salvage and Subrogation Anticipated	24 Total Net Losses and Expenses Unpaid	25 Number of Claims Outstanding Direct and Assumed
	Case Basis		Bulk + IBNR		Case Basis		Bulk + IBNR		Adjusting and Other Unpaid				
	13	14	15	16	17	18	19	20	21	22			
	Direct and Assumed	Ceded	Direct and Assumed	Ceded	Direct and Assumed	Ceded	Direct and Assumed	Ceded	Direct and Assumed	Ceded			
1. Prior.....													
2. 2005.....													
3. 2006.....													
4. 2007.....													
5. 2008.....													
6. 2009.....													
7. 2010.....													
8. 2011.....													
9. 2012.....													
10. 2013.....													
11. 2014.....													
12. Totals													

	Total Losses and Loss Expenses Incurred			Loss and Loss Expense Percentage (Incurred /Premiums Earned)			Nontabular Discount		34 Inter-Company Pooling Participation Percentage	Net Balance Sheet Reserves After Discount	
	26	27	28	29	30	31	32	33		35	36
	Direct and Assumed	Ceded	Net	Direct and Assumed	Ceded	Net	Loss	Loss Expense		Losses Unpaid	Loss Expenses Unpaid
1. Prior.....	XXX	XXX	XXX	XXX	XXX	XXX			XXX		
2. 2005.....											
3. 2006.....											
4. 2007.....											
5. 2008.....											
6. 2009.....											
7. 2010.....											
8. 2011.....											
9. 2012.....											
10. 2013.....											
11. 2014.....											
12. Totals	XXX	XXX	XXX	XXX	XXX	XXX			XXX		

ANNUAL STATEMENT FOR THE YEAR 2014 OF THE FREEDOM SPECIALTY INSURANCE COMPANY

SCHEDULE P - PART 1E - COMMERCIAL MULTIPLE PERIL

(\$000 OMITTED)

Years in Which Premiums Were Earned and Losses Were Incurred	Premiums Earned			Loss and Loss Expense Payments								12
	1	2	3	Loss Payments		Defense and Cost Containment Payments		Adjusting and Other Payments		10	11	Number of Claims Reported Direct and Assumed
				4	5	6	7	8	9			
	Direct and Assumed	Ceded	Net (1 - 2)	Direct and Assumed	Ceded	Direct and Assumed	Ceded	Direct and Assumed	Ceded	Salvage and Subrogation Received	Total Net Paid Cols (4 - 5 + 6 - 7 + 8 - 9)	
1. Prior.....	XXX	XXX	XXX									XXX
2. 2005.....												
3. 2006.....												
4. 2007.....												
5. 2008.....												
6. 2009.....												
7. 2010.....												
8. 2011.....												
9. 2012.....	2	2										
10. 2013.....	330	330		260	260	2	2	38	38			10
11. 2014.....	2,940	2,940		500	500	54	54	98	98			28
12. Totals	XXX	XXX	XXX	761	761	56	56	136	136			XXX

	Losses Unpaid				Defense and Cost Containment Unpaid				Adjusting and Other Unpaid		23	24	25
	Case Basis		Bulk + IBNR		Case Basis		Bulk + IBNR						
	13	14	15	16	17	18	19	20	21	22			
	Direct and Assumed	Ceded	Direct and Assumed	Ceded	Direct and Assumed	Ceded	Direct and Assumed	Ceded	Direct and Assumed	Ceded			
1. Prior.....													
2. 2005.....													
3. 2006.....													
4. 2007.....													
5. 2008.....													
6. 2009.....													
7. 2010.....													
8. 2011.....													
9. 2012.....													
10. 2013.....	42	42	43	43	3	3	25	25	10	10			3
11. 2014.....	315	315	729	729	10	10	306	306	76	76			17
12. Totals	356	356	773	773	13	13	331	331	86	86			20

	Total Losses and Loss Expenses Incurred			Loss and Loss Expense Percentage (Incurred /Premiums Earned)			Nontabular Discount		34 Inter-Company Pooling Participation Percentage	Net Balance Sheet Reserves After Discount	
	26	27	28	29	30	31	32	33		35	36
	Direct and Assumed	Ceded	Net	Direct and Assumed	Ceded	Net	Loss	Loss Expense		Losses Unpaid	Loss Expenses Unpaid
1. Prior.....	XXX	XXX	XXX	XXX	XXX	XXX			XXX		
2. 2005.....											
3. 2006.....											
4. 2007.....											
5. 2008.....											
6. 2009.....											
7. 2010.....											
8. 2011.....											
9. 2012.....				7.0	7.0						
10. 2013.....	422	422		127.8	127.8						
11. 2014.....	2,089	2,089		71.1	71.1						
12. Totals	XXX	XXX	XXX	XXX	XXX	XXX			XXX		

ANNUAL STATEMENT FOR THE YEAR 2014 OF THE FREEDOM SPECIALTY INSURANCE COMPANY

SCHEDULE P - PART 1F - SECTION 1 - MEDICAL PROFESSIONAL LIABILITY - OCCURRENCE

(\$000 OMITTED)

Years in Which Premiums Were Earned and Losses Were Incurred	Premiums Earned			Loss and Loss Expense Payments								12
	1 Direct and Assumed	2 Ceded	3 Net (1 - 2)	Loss Payments		Defense and Cost Containment Payments		Adjusting and Other Payments		10 Salvage and Subrogation Received	11 Total Net Paid Cols (4 - 5 + 6 - 7 + 8 - 9)	Number of Claims Reported Direct and Assumed
				4	5	6	7	8	9			
				Direct and Assumed	Ceded	Direct and Assumed	Ceded	Direct and Assumed	Ceded			
1. Prior.....	XXX	XXX	XXX									XXX
2. 2005.....												
3. 2006.....												
4. 2007.....												
5. 2008.....												
6. 2009.....												
7. 2010.....												
8. 2011.....												
9. 2012.....												
10. 2013.....	3	3										
11. 2014.....	4	4										
12. Totals	XXX	XXX	XXX									XXX

	Losses Unpaid				Defense and Cost Containment Unpaid				Adjusting and Other Unpaid		23	24	25
	Case Basis		Bulk + IBNR		Case Basis		Bulk + IBNR						
	13	14	15	16	17	18	19	20	21	22			
	Direct and Assumed	Ceded	Direct and Assumed	Ceded	Direct and Assumed	Ceded	Direct and Assumed	Ceded	Direct and Assumed	Ceded			
1. Prior.....													
2. 2005.....													
3. 2006.....													
4. 2007.....													
5. 2008.....													
6. 2009.....													
7. 2010.....													
8. 2011.....													
9. 2012.....													
10. 2013.....					2	2							
11. 2014.....													
12. Totals					2	2							

	Total Losses and Loss Expenses Incurred			Loss and Loss Expense Percentage (Incurred /Premiums Earned)			Nontabular Discount		34 Inter-Company Pooling Participation Percentage	Net Balance Sheet Reserves After Discount	
	26	27	28	29	30	31	32	33		35	36
	Direct and Assumed	Ceded	Net	Direct and Assumed	Ceded	Net	Loss	Loss Expense		Losses Unpaid	Loss Expenses Unpaid
1. Prior.....	XXX	XXX	XXX	XXX	XXX	XXX			XXX		
2. 2005.....											
3. 2006.....											
4. 2007.....											
5. 2008.....											
6. 2009.....											
7. 2010.....											
8. 2011.....											
9. 2012.....											
10. 2013.....	2	2		66.4	66.4						
11. 2014.....											
12. Totals	XXX	XXX	XXX	XXX	XXX	XXX			XXX		

ANNUAL STATEMENT FOR THE YEAR 2014 OF THE FREEDOM SPECIALTY INSURANCE COMPANY

SCHEDULE P - PART 1F - SECTION 2 - MEDICAL PROFESSIONAL LIABILITY - CLAIMS-MADE

(\$000 OMITTED)

Years in Which Premiums Were Earned and Losses Were Incurred	Premiums Earned			Loss and Loss Expense Payments								12
	1 Direct and Assumed	2 Ceded	3 Net (1 - 2)	Loss Payments		Defense and Cost Containment Payments		Adjusting and Other Payments		10 Salvage and Subrogation Received	11 Total Net Paid Cols (4 - 5 + 6 - 7 + 8 - 9)	Number of Claims Reported Direct and Assumed
				4 Direct and Assumed	5 Ceded	6 Direct and Assumed	7 Ceded	8 Direct and Assumed	9 Ceded			
1. Prior.....	XXX	XXX	XXX									XXX
2. 2005.....												
3. 2006.....												
4. 2007.....												
5. 2008.....								19	19			1
6. 2009.....								1	1			1
7. 2010.....	12	12										
8. 2011.....	387	387						11	11			4
9. 2012.....	2,237	2,237		372	372	528	528	46	46			9
10. 2013.....	3,186	3,186		515	515	692	692	13	13			8
11. 2014.....	4,414	4,414				82	82	38	38			6
12. Totals	XXX	XXX	XXX	887	887	1,302	1,302	127	127			XXX

	Losses Unpaid				Defense and Cost Containment Unpaid				Adjusting and Other Unpaid		23	24	25
	Case Basis		Bulk + IBNR		Case Basis		Bulk + IBNR						
	13	14	15	16	17	18	19	20	21	22			
	Direct and Assumed	Ceded	Direct and Assumed	Ceded	Direct and Assumed	Ceded	Direct and Assumed	Ceded	Direct and Assumed	Ceded			
1. Prior.....													
2. 2005.....													
3. 2006.....													
4. 2007.....													
5. 2008.....													
6. 2009.....													
7. 2010.....			2	2			2	2					
8. 2011.....			59	59			8	8	1	1			1
9. 2012.....	123	123	199	199	178	178	178	178	63	63			2
10. 2013.....	400	400	507	507	383	383	336	336	111	111			6
11. 2014.....	480	480	1,036	1,036	768	768	604	604	235	235			5
12. Totals	1,002	1,002	1,803	1,803	1,328	1,328	1,128	1,128	410	410			14

	Total Losses and Loss Expenses Incurred			Loss and Loss Expense Percentage (Incurred /Premiums Earned)			Nontabular Discount		34 Inter-Company Pooling Participation Percentage	Net Balance Sheet Reserves After Discount	
	26	27	28	29	30	31	32	33		35	36
	Direct and Assumed	Ceded	Net	Direct and Assumed	Ceded	Net	Loss	Loss Expense		Losses Unpaid	Loss Expenses Unpaid
1. Prior.....	XXX	XXX	XXX	XXX	XXX	XXX			XXX		
2. 2005.....											
3. 2006.....											
4. 2007.....											
5. 2008.....	19	19									
6. 2009.....	1	1									
7. 2010.....	4	4		33.3	33.3						
8. 2011.....	80	80		20.6	20.6						
9. 2012.....	1,686	1,686		75.4	75.4						
10. 2013.....	2,956	2,956		92.8	92.8						
11. 2014.....	3,242	3,242		73.5	73.5						
12. Totals	XXX	XXX	XXX	XXX	XXX	XXX			XXX		

ANNUAL STATEMENT FOR THE YEAR 2014 OF THE FREEDOM SPECIALTY INSURANCE COMPANY

**SCHEDULE P - PART 1G - SPECIAL LIABILITY (OCEAN MARINE, AIRCRAFT (ALL PERILS),
BOILER AND MACHINERY)**

(\$000 OMITTED)

Years in Which Premiums Were Earned and Losses Were Incurred	Premiums Earned			Loss and Loss Expense Payments								12
	1 Direct and Assumed	2 Ceded	3 Net (1 - 2)	Loss Payments		Defense and Cost Containment Payments		Adjusting and Other Payments		10 Salvage and Subrogation Received	11 Total Net Paid Cols (4 - 5 + 6 - 7 + 8 - 9)	Number of Claims Reported Direct and Assumed
				4	5	6	7	8	9			
				Direct and Assumed	Ceded	Direct and Assumed	Ceded	Direct and Assumed	Ceded			
1. Prior.....	XXX	XXX	XXX									XXX
2. 2005.....												XXX
3. 2006.....												XXX
4. 2007.....												XXX
5. 2008.....												XXX
6. 2009.....												XXX
7. 2010.....												XXX
8. 2011.....												XXX
9. 2012.....												XXX
10. 2013.....	8	8										XXX
11. 2014.....	50	50						1	1			XXX
12. Totals	XXX	XXX	XXX					2	2			XXX

	Losses Unpaid				Defense and Cost Containment Unpaid				Adjusting and Other Unpaid		23	24	25
	Case Basis		Bulk + IBNR		Case Basis		Bulk + IBNR						
	13	14	15	16	17	18	19	20	21	22			
Direct and Assumed	Ceded	Direct and Assumed	Ceded	Direct and Assumed	Ceded	Direct and Assumed	Ceded	Direct and Assumed	Ceded				
1. Prior.....													
2. 2005.....													
3. 2006.....													
4. 2007.....													
5. 2008.....													
6. 2009.....													
7. 2010.....													
8. 2011.....													
9. 2012.....													
10. 2013.....													
11. 2014.....													
12. Totals													

	Total Losses and Loss Expenses Incurred			Loss and Loss Expense Percentage (Incurred /Premiums Earned)			Nontabular Discount		34 Inter-Company Pooling Participation Percentage	Net Balance Sheet Reserves After Discount	
	26 Direct and Assumed	27 Ceded	28 Net	29 Direct and Assumed	30 Ceded	31 Net	32 Loss	33 Loss Expense		35 Losses Unpaid	36 Loss Expenses Unpaid
1. Prior.....	XXX	XXX	XXX	XXX	XXX	XXX			XXX		
2. 2005.....											
3. 2006.....											
4. 2007.....											
5. 2008.....											
6. 2009.....											
7. 2010.....											
8. 2011.....											
9. 2012.....											
10. 2013.....				5.3	5.3						
11. 2014.....	1	1		2.2	2.2						
12. Totals	XXX	XXX	XXX	XXX	XXX	XXX			XXX		

ANNUAL STATEMENT FOR THE YEAR 2014 OF THE FREEDOM SPECIALTY INSURANCE COMPANY

SCHEDULE P - PART 1H - SECTION 1 - OTHER LIABILITY - OCCURRENCE

(\$000 OMITTED)

Years in Which Premiums Were Earned and Losses Were Incurred	Premiums Earned			Loss and Loss Expense Payments								12
	1	2	3	Loss Payments		Defense and Cost Containment Payments		Adjusting and Other Payments		10	11	Number of Claims Reported Direct and Assumed
				4	5	6	7	8	9			
	Direct and Assumed	Ceded	Net (1 - 2)	Direct and Assumed	Ceded	Direct and Assumed	Ceded	Direct and Assumed	Ceded	Salvage and Subrogation Received	Total Net Paid Cols (4 - 5 + 6 - 7 + 8 - 9)	
1. Prior.....	XXX	XXX	XXX									XXX
2. 2005.....												
3. 2006.....												
4. 2007.....												
5. 2008.....												
6. 2009.....												
7. 2010.....												
8. 2011.....	741	741		554	554	(227)	(227)	32	32			9
9. 2012.....	1,676	1,676		408	408	3	3	1	1			16
10. 2013.....	1,100	1,100		16	16	1	1	18	18			13
11. 2014.....	937	937		12	12			21	21			6
12. Totals	XXX	XXX	XXX	990	990	(223)	(223)	72	72			XXX

	Losses Unpaid				Defense and Cost Containment Unpaid				Adjusting and Other Unpaid		23	24	25
	Case Basis		Bulk + IBNR		Case Basis		Bulk + IBNR						
	13	14	15	16	17	18	19	20	21	22			
	Direct and Assumed	Ceded	Direct and Assumed	Ceded	Direct and Assumed	Ceded	Direct and Assumed	Ceded	Direct and Assumed	Ceded			
1. Prior.....													
2. 2005.....													
3. 2006.....													
4. 2007.....													
5. 2008.....													
6. 2009.....													
7. 2010.....													
8. 2011.....	451	451	27	27	5	5	20	20	15	15			5
9. 2012.....	245	245	165	165	8	8	150	150	34	34			13
10. 2013.....	53	53	138	138			86	86	23	23			11
11. 2014.....	210	210	246	246	47	47	88	88	25	25			5
12. Totals	958	958	576	576	60	60	344	344	98	98			34

	Total Losses and Loss Expenses Incurred			Loss and Loss Expense Percentage (Incurred /Premiums Earned)			Nontabular Discount		34 Inter-Company Pooling Participation Percentage	Net Balance Sheet Reserves After Discount	
	26	27	28	29	30	31	32	33		35	36
	Direct and Assumed	Ceded	Net	Direct and Assumed	Ceded	Net	Loss	Loss Expense		Losses Unpaid	Loss Expenses Unpaid
1. Prior.....	XXX	XXX	XXX	XXX	XXX	XXX			XXX		
2. 2005.....											
3. 2006.....											
4. 2007.....											
5. 2008.....											
6. 2009.....											
7. 2010.....											
8. 2011.....	877	877		118.3	118.3						
9. 2012.....	1,015	1,015		60.5	60.5						
10. 2013.....	335	335		30.4	30.4						
11. 2014.....	648	648		69.2	69.2						
12. Totals	XXX	XXX	XXX	XXX	XXX	XXX			XXX		

ANNUAL STATEMENT FOR THE YEAR 2014 OF THE FREEDOM SPECIALTY INSURANCE COMPANY

SCHEDULE P - PART 1H - SECTION 2 - OTHER LIABILITY - CLAIMS-MADE

(\$000 OMITTED)

Years in Which Premiums Were Earned and Losses Were Incurred	Premiums Earned			Loss and Loss Expense Payments								12
	1	2	3	Loss Payments		Defense and Cost Containment Payments		Adjusting and Other Payments		10	11	Number of Claims Reported Direct and Assumed
				4	5	6	7	8	9			
	Direct and Assumed	Ceded	Net (1 - 2)	Direct and Assumed	Ceded	Direct and Assumed	Ceded	Direct and Assumed	Ceded	Salvage and Subrogation Received	Total Net Paid Cols (4 - 5 + 6 - 7 + 8 - 9)	
1. Prior.....	XXX	XXX	XXX									XXX
2. 2005.....												
3. 2006.....												
4. 2007.....												
5. 2008.....												
6. 2009.....												
7. 2010.....												
8. 2011.....	7,555	7,555				56	56	95	95			1
9. 2012.....	38,847	38,847				20	20	93	93			
10. 2013.....	60,845	60,845				44	44	104	104			1
11. 2014.....	75,751	75,751				2	2	53	53			
12. Totals	XXX	XXX	XXX			121	121	345	345			XXX

	Losses Unpaid				Defense and Cost Containment Unpaid				Adjusting and Other Unpaid		23	24	25
	Case Basis		Bulk + IBNR		Case Basis		Bulk + IBNR						
	13	14	15	16	17	18	19	20	21	22			
	Direct and Assumed	Ceded	Direct and Assumed	Ceded	Direct and Assumed	Ceded	Direct and Assumed	Ceded	Direct and Assumed	Ceded			
1. Prior.....													
2. 2005.....													
3. 2006.....													
4. 2007.....													
5. 2008.....													
6. 2009.....													
7. 2010.....													
8. 2011.....			2,417	2,417			230	230	43	43			
9. 2012.....			11,892	11,892	80	80	936	936	145	145			
10. 2013.....	6,500	6,500	21,445	21,445	56	56	2,215	2,215	326	326			1
11. 2014.....			30,699	30,699	35	35	3,147	3,147	470	470			
12. Totals	6,500	6,500	66,454	66,454	172	172	6,528	6,528	984	984			1

	Total Losses and Loss Expenses Incurred			Loss and Loss Expense Percentage (Incurred /Premiums Earned)			Nontabular Discount		34 Inter-Company Pooling Participation Percentage	Net Balance Sheet Reserves After Discount	
	26	27	28	29	30	31	32	33		35	36
	Direct and Assumed	Ceded	Net	Direct and Assumed	Ceded	Net	Loss	Loss Expense		Losses Unpaid	Loss Expenses Unpaid
1. Prior.....	XXX	XXX	XXX	XXX	XXX	XXX			XXX		
2. 2005.....											
3. 2006.....											
4. 2007.....											
5. 2008.....											
6. 2009.....											
7. 2010.....											
8. 2011.....	2,841	2,841		37.6	37.6						
9. 2012.....	13,166	13,166		33.9	33.9						
10. 2013.....	30,690	30,690		50.4	50.4						
11. 2014.....	34,407	34,407		45.4	45.4						
12. Totals	XXX	XXX	XXX	XXX	XXX	XXX			XXX		

ANNUAL STATEMENT FOR THE YEAR 2014 OF THE FREEDOM SPECIALTY INSURANCE COMPANY

SCHEDULE P - PART 11 - SPECIAL PROPERTY (FIRE, ALLIED LINES, INLAND MARINE, EARTHQUAKE, BURGLARY AND THEFT)

(\$000 OMITTED)

Years in Which Premiums Were Earned and Losses Were Incurred	Premiums Earned			Loss and Loss Expense Payments								12
	1 Direct and Assumed	2 Ceded	3 Net (1 - 2)	Loss Payments		Defense and Cost Containment Payments		Adjusting and Other Payments		10 Salvage and Subrogation Received	11 Total Net Paid Cols (4 - 5 + 6 - 7 + 8 - 9)	Number of Claims Reported Direct and Assumed
				4 Direct and Assumed	5 Ceded	6 Direct and Assumed	7 Ceded	8 Direct and Assumed	9 Ceded			
1. Prior.....	XXX	XXX	XXX									XXX
2. 2013.....	15	15										XXX
3. 2014.....	53	53						2	2			XXX
4. Totals.....	XXX	XXX	XXX					2	2			XXX

	Losses Unpaid				Defense and Cost Containment Unpaid				Adjusting and Other Unpaid		23	24	25
	Case Basis		Bulk + IBNR		Case Basis		Bulk + IBNR						
	13	14	15	16	17	18	19	20	21	22			
	Direct and Assumed	Ceded	Direct and Assumed	Ceded	Direct and Assumed	Ceded	Direct and Assumed	Ceded	Direct and Assumed	Ceded			
1. Prior													
2. 2013													
3. 2014	8	8	3	3	1	1			1	1			3
4. Totals	8	8	3	3	1	1	1	1	1	1			3

	Total Losses and Loss Expenses Incurred			Loss and Loss Expense Percentage (Incurred /Premiums Earned)			Nontabular Discount		34 Inter-Company Pooling Participation Percentage	Net Balance Sheet Reserves After Discount	
	26	27	28	29	30	31	32	33		35	36
	Direct and Assumed	Ceded	Net	Direct and Assumed	Ceded	Net	Loss	Loss Expense		Losses Unpaid	Loss Expenses Unpaid
1. Prior	XXX	XXX	XXX	XXX	XXX	XXX			XXX		
2. 2013	1	1		5.2	5.2						
3. 2014	15	15		29.2	29.2						
4. Totals	XXX	XXX	XXX	XXX	XXX	XXX			XXX		

ANNUAL STATEMENT FOR THE YEAR 2014 OF THE FREEDOM SPECIALTY INSURANCE COMPANY

SCHEDULE P - PART 1J - AUTO PHYSICAL DAMAGE

(\$000 OMITTED)

Years in Which Premiums Were Earned and Losses Were Incurred	Premiums Earned			Loss and Loss Expense Payments								12
	1 Direct and Assumed	2 Ceded	3 Net (1 - 2)	Loss Payments		Defense and Cost Containment Payments		Adjusting and Other Payments		10 Salvage and Subrogation Received	11 Total Net Paid Cols (4 - 5 + 6 - 7 + 8 - 9)	Number of Claims Reported Direct and Assumed
				4	5	6	7	8	9			
				Direct and Assumed	Ceded	Direct and Assumed	Ceded	Direct and Assumed	Ceded			
1. Prior.....	XXX	XXX	XXX									XXX
2. 2013.....	198	198		33	33	1	1	17	17			12
3. 2014.....	945	945		381	381			37	37			55
4. Totals	XXX	XXX	XXX	414	414	1	1	55	55			XXX

	Losses Unpaid				Defense and Cost Containment Unpaid				Adjusting and Other Unpaid		23	24	25
	Case Basis		Bulk + IBNR		Case Basis		Bulk + IBNR						
	13	14	15	16	17	18	19	20	21	22			
	Direct and Assumed	Ceded	Direct and Assumed	Ceded	Direct and Assumed	Ceded	Direct and Assumed	Ceded	Direct and Assumed	Ceded			
1. Prior													
2. 2013	135	135			4	4	1	1	1	1			1
3. 2014	81	81	1	1	7	7	11	11	18	18			12
4. Totals	216	216	1	1	10	10	12	12	19	19			13

	Total Losses and Loss Expenses Incurred			Loss and Loss Expense Percentage (Incurred /Premiums Earned)			Nontabular Discount		34 Inter-Company Pooling Participation Percentage	Net Balance Sheet Reserves After Discount	
	26	27	28	29	30	31	32	33		35	36
	Direct and Assumed	Ceded	Net	Direct and Assumed	Ceded	Net	Loss	Loss Expense		Losses Unpaid	Loss Expenses Unpaid
1. Prior.....	XXX	XXX	XXX	XXX	XXX	XXX			XXX		
2. 2013.....	192	192		96.8	96.8						
3. 2014.....	536	536		56.8	56.8						
4. Totals	XXX	XXX	XXX	XXX	XXX	XXX			XXX		

Schedule P - Part 1K - Fidelity/Surety

N O N E

Schedule P - Part 1L - Other (Including Credit, Accident and Health)

N O N E

Schedule P - Part 1M - International

N O N E

Schedule P - Part 1N - Reinsurance - Nonproportional Assumed Property

N O N E

Schedule P - Part 1O - Reinsurance - Nonproportional Assumed Liability

N O N E

Schedule P - Part 1P - Reinsurance - Nonproportional Assumed Financial Lines

N O N E

ANNUAL STATEMENT FOR THE YEAR 2014 OF THE FREEDOM SPECIALTY INSURANCE COMPANY

SCHEDULE P - PART 1R - SECTION 1 - PRODUCTS LIABILITY - OCCURRENCE

(\$000 OMITTED)

Years in Which Premiums Were Earned and Losses Were Incurred	Premiums Earned			Loss and Loss Expense Payments								12
	1 Direct and Assumed	2 Ceded	3 Net (1 - 2)	Loss Payments		Defense and Cost Containment Payments		Adjusting and Other Payments		10 Salvage and Subrogation Received	11 Total Net Paid Cols (4 - 5 + 6 - 7 + 8 - 9)	Number of Claims Reported Direct and Assumed
				4	5	6	7	8	9			
				Direct and Assumed	Ceded	Direct and Assumed	Ceded	Direct and Assumed	Ceded			
1. Prior.....	XXX	XXX	XXX									XXX
2. 2005.....												
3. 2006.....												
4. 2007.....												
5. 2008.....												
6. 2009.....												
7. 2010.....												
8. 2011.....												
9. 2012.....												
10. 2013.....												
11. 2014.....	8	8										
12. Totals	XXX	XXX	XXX									XXX

	Losses Unpaid				Defense and Cost Containment Unpaid				Adjusting and Other Unpaid		23	24	25
	Case Basis		Bulk + IBNR		Case Basis		Bulk + IBNR						
	13	14	15	16	17	18	19	20	21	22			
	Direct and Assumed	Ceded	Direct and Assumed	Ceded	Direct and Assumed	Ceded	Direct and Assumed	Ceded	Direct and Assumed	Ceded			
1. Prior.....													
2. 2005.....													
3. 2006.....													
4. 2007.....													
5. 2008.....													
6. 2009.....													
7. 2010.....													
8. 2011.....													
9. 2012.....													
10. 2013.....													
11. 2014.....			3	3			1	1					
12. Totals			3	3			2	2					

	Total Losses and Loss Expenses Incurred			Loss and Loss Expense Percentage (Incurred /Premiums Earned)			Nontabular Discount		34 Inter-Company Pooling Participation Percentage	Net Balance Sheet Reserves After Discount	
	26 Direct and Assumed	27 Ceded	28 Net	29 Direct and Assumed	30 Ceded	31 Net	32 Loss	33 Loss Expense		35 Losses Unpaid	36 Loss Expenses Unpaid
1. Prior.....	XXX	XXX	XXX	XXX	XXX	XXX			XXX		
2. 2005.....											
3. 2006.....											
4. 2007.....											
5. 2008.....											
6. 2009.....											
7. 2010.....											
8. 2011.....											
9. 2012.....											
10. 2013.....											
11. 2014.....	5	5		57.9	57.9						
12. Totals	XXX	XXX	XXX	XXX	XXX	XXX			XXX		

Schedule P - Part 1R - Section 2 - Products Liability - Claims-Made

N O N E

Schedule P - Part 1S - Financial Guaranty/Mortgage Guaranty

N O N E

Schedule P - Part 1T - Warranty

N O N E

Schedule P - Part 2A - Homeowners/Farmowners

N O N E

Schedule P - Part 2B - Private Passenger Auto Liability/Medical

N O N E

Schedule P - Part 2C - Commercial Auto/Truck Liability/Medical

N O N E

Schedule P - Part 2D - Workers' Compensation (Excluding Excess Workers' Compensation)

N O N E

Schedule P - Part 2E - Commercial Multiple Peril

N O N E

Schedule P - Part 2F - Section 1 - Medical Professional Liability - Occurrence

N O N E

Schedule P - Part 2F - Section 2 - Medical Professional Liability - Claims-Made

N O N E

Schedule P - Part 2G - Special Liability (Ocean Marine, Aircraft (all perils), Boiler and Machinery)

N O N E

Schedule P - Part 2H - Section 1 - Other Liability - Occurrence

N O N E

Schedule P - Part 2H - Section 2- Other Liability - Claims-Made

N O N E

Schedule P - Part 2I - Special Property

N O N E

Schedule P - Part 2J - Auto Physical Damage

N O N E

Schedule P - Part 2K - Fidelity/Surety

N O N E

Schedule P - Part 2L - Other (Including Credit, Accident and Health)

N O N E

Schedule P - Part 2M - International

N O N E

Schedule P - Part 2N - Reinsurance - Nonproportional Assumed Property

N O N E

Schedule P - Part 2O - Reinsurance - Nonproportional Assumed Liability

N O N E

Schedule P - Part 2P - Reinsurance - Nonproportional Assumed Financial Lines

N O N E

Schedule P - Part 2R - Section 1 - Products Liability - Occurrence

N O N E

Schedule P - Part 2R - Section 2 - Products Liability - Claims-Made

N O N E

Schedule P - Part 2S - Financial Guaranty/Mortgage Guaranty

N O N E

Schedule P - Part 2T - Warranty

N O N E

Schedule P - Part 3A - Homeowners/Farmowners

N O N E

Schedule P - Part 3B - Private Passenger Auto Liability/Medical

N O N E

Schedule P - Part 3C - Commercial Auto/Truck Liability/Medical

N O N E

Schedule P - Part 3D - Workers' Compensation (Excluding Excess Workers' Compensation)

N O N E

Schedule P - Part 3E - Commercial Multiple Peril

N O N E

Schedule P - Part 3F - Section 1 - Medical Professional Liability - Occurrence

N O N E

Schedule P - Part 3F - Section 2 - Medical Professional Liability - Claims-Made

N O N E

Schedule P - Part 3G - Special Liability

N O N E

Schedule P - Part 3H - Section 1 - Other Liability - Occurrence

N O N E

Schedule P - Part 3H - Section 2 - Other Liability - Claims-Made

N O N E

Schedule P - Part 3I - Special Property

N O N E

Schedule P - Part 3J - Auto Physical Damage

N O N E

Schedule P - Part 3K - Fidelity/Surety

N O N E

Schedule P - Part 3L - Other (Including Credit, Accident and Health)

N O N E

Schedule P - Part 3M - International

N O N E

Schedule P - Part 3N - Reinsurance - Nonproportional Assumed Property

N O N E

Schedule P - Part 3O - Reinsurance - Nonproportional Assumed Liability

N O N E

Schedule P - Part 3P - Reinsurance - Nonproportional Assumed Financial Lines

NONE

Schedule P - Part 3R - Section 1 - Product Liability - Occurrence

NONE

Schedule P - Part 3R - Section 2 - Product Liability - Claims-Made

NONE

Schedule P - Part 3S - Financial Guaranty/Mortgage Guaranty

NONE

Schedule P - Part 3T - Warranty

NONE

Schedule P - Part 4A - Homeowners/Farmowners

NONE

Schedule P - Part 4B - Private Passenger Auto Liability/Medical

NONE

Schedule P - Part 4C - Commercial Auto/Truck Liability/Medical

NONE

Schedule P - Part 4D - Workers' Compensation (Excluding Excess Workers' Compensation)

NONE

Schedule P - Part 4E - Commercial Multiple Peril

NONE

Schedule P - Part 4F - Section 1 - Medical Professional Liability - Occurrence

NONE

Schedule P - Part 4F - Section 2 - Medical Professional Liability - Claims-Made

NONE

Schedule P - Part 4G - Special Liability

NONE

Schedule P - Part 4H - Section 1 - Other Liability - Occurrence

NONE

Schedule P - Part 4H - Section 2 - Other Liability - Claims-Made

NONE

Schedule P - Part 4I - Special Property

NONE

Schedule P - Part 4J - Auto Physical Damage

NONE

Schedule P - Part 4K - Fidelity/Surety

NONE

Schedule P - Part 4L - Other (Including Credit, Accident and Health)

NONE

Schedule P - Part 4M - International

NONE

Schedule P - Part 4N - Reinsurance - Nonproportional Assumed Property

NONE

Schedule P - Part 4O - Reinsurance - Nonproportional Assumed Liability

NONE

Schedule P - Part 4P - Reinsurance - Nonproportional Assumed Financial Lines

NONE

Schedule P - Part 4R - Section 1 - Products Liability - Occurrence

NONE

Schedule P - Part 4R - Section 2 - Products Liability - Claims-Made

NONE

Schedule P - Part 4S - Financial Guaranty/Mortgage Guaranty

NONE

Schedule P - Part 4T - Warranty

NONE

Schedule P - Part 5A - Homeowners/Farmowners - Section 1

NONE

Schedule P - Part 5A - Homeowners/Farmowners - Section 2

NONE

Schedule P - Part 5A - Homeowners/Farmowners - Section 3

NONE

Schedule P - Part 5B - Private Passenger Auto Liability/Medical - Section 1

NONE

Schedule P - Part 5B - Private Passenger Auto Liability/Medical - Section 2

NONE

Schedule P - Part 5B - Private Passenger Auto Liability/Medical - Section 3

NONE

Schedule P - Part 5C - Commercial Auto/Truck Liability/Medical - Section 1

NONE

Schedule P - Part 5C - Commercial Auto/Truck Liability/Medical - Section 2

NONE

Schedule P - Part 5C - Commercial Auto/Truck Liability/Medical - Section 3

NONE

Schedule P-Part 5D-Workers' Compensation (Excluding Excess Workers' Compensation)-Section 1

NONE

Schedule P-Part 5D-Workers' Compensation (Excluding Excess Workers' Compensation)-Section 2

NONE

Schedule P-Part 5D-Workers' Compensation (Excluding Excess Workers' Compensation)-Section 3

NONE

Schedule P - Part 5E - Commercial Multiple Peril - Section 1

NONE

Schedule P - Part 5E - Commercial Multiple Peril - Section 2

NONE

Schedule P - Part 5E - Commercial Multiple Peril - Section 3

NONE

Schedule P - Part 5F - Medical Professional Liability - Occurrence - Section 1A

NONE

Schedule P - Part 5F - Medical Professional Liability - Occurrence - Section 2A

NONE

Schedule P - Part 5F - Medical Professional Liability - Occurrence - Section 3A

NONE

Schedule P - Part 5F - Medical Professional Liability - Claims-Made - Section 1B

NONE

Schedule P - Part 5F - Medical Professional Liability - Claims-Made - Section 2B

NONE

Schedule P - Part 5F - Medical Professional Liability - Claims-Made - Section 3B

NONE

Schedule P - Part 5H - Other Liability - Occurrence - Section 1A

NONE

Schedule P - Part 5H - Other Liability - Occurrence - Section 2A

NONE

Schedule P - Part 5H - Other Liability - Occurrence - Section 3A

NONE

Schedule P - Part 5H - Other Liability - Claims-Made - Section 1B

NONE

Schedule P - Part 5H - Other Liability - Claims-Made - Section 2B

NONE

Schedule P - Part 5H - Other Liability - Claims-Made - Section 3B

NONE

Schedule P - Part 5R - Products Liability - Occurrence - Section 1A

NONE

Schedule P - Part 5R - Products Liability - Occurrence - Section 2A

NONE

Schedule P - Part 5R - Products Liability - Occurrence - Section 3A

NONE

Schedule P - Part 5R - Products Liability - Claims-Made - Section 1B

NONE

Schedule P - Part 5R - Products Liability - Claims-Made - Section 2B

NONE

Schedule P - Part 5R - Products Liability - Claims-Made - Section 3B

NONE

Schedule P - Part 5T - Warranty - Section 1

NONE

Schedule P - Part 5T - Warranty - Section 2

NONE

Schedule P - Part 5T - Warranty - Section 3

NONE

Schedule P - Part 6C - Commercial Auto/Truck Liability/Medical - Section 1

NONE

Schedule P - Part 6C - Commercial Auto/Truck Liability/Medical - Section 2

NONE

Schedule P-Part 6D-Workers' Compensation (Excluding Excess Workers' Compensation)-Section 1

NONE

Schedule P-Part 6D-Workers' Compensation (Excluding Excess Workers' Compensation)-Section 2

NONE

Schedule P - Part 6E - Commercial Multiple Peril - Section 1

NONE

Schedule P - Part 6E - Commercial Multiple Peril - Section 2

NONE

Schedule P - Part 6H - Other Liability - Occurrence - Section 1A

NONE

Schedule P - Part 6H - Other Liability - Occurrence - Section 2A

NONE

Schedule P - Part 6H - Other Liability - Claims-Made - Section 1B

NONE

Schedule P - Part 6H - Other Liability - Claims-Made - Section 2B

NONE

Schedule P - Part 6M - International - Section 1

NONE

Schedule P - Part 6M - International - Section 2

NONE

Schedule P - Part 6N- Reinsurance A - Nonproportional Assumed Property - Section 1

NONE

Schedule P - Part 6N- Reinsurance A - Nonproportional Assumed Property - Section 2

NONE

Schedule P - Part 6O - Reinsurance B - Nonproportional Liability - Section 1

NONE

Schedule P - Part 6O - Reinsurance B - Nonproportional Assumed Liability - Section 2

NONE

Schedule P - Part 6R - Products Liability - Occurrence - Section 1A

NONE

Schedule P - Part 6R - Products Liability - Occurrence - Section 2A

NONE

Schedule P - Part 6R - Products Liability - Claims-Made - Section 1B

NONE

Schedule P - Part 6R - Products Liability - Claims-Made - Section 2B

NONE

Schedule P - Part 7A - Section 1 - Primary Loss Sensitive Contracts

NONE

Schedule P - Part 7A - Section 2 - Primary Loss Sensitive Contracts

N O N E

Schedule P - Part 7A - Section 3 - Primary Loss Sensitive Contracts

N O N E

Schedule P - Part 7A - Section 4 - Primary Loss Sensitive Contracts

N O N E

Schedule P - Part 7A - Section 5 - Primary Loss Sensitive Contracts

N O N E

Schedule P - Part 7B - Section 1 - Reinsurance Loss Sensitive Contracts

N O N E

Schedule P - Part 7B - Section 2 - Reinsurance Loss Sensitive Contracts

N O N E

Schedule P - Part 7B - Section 3 - Reinsurance Loss Sensitive Contracts

N O N E

Schedule P - Part 7B - Section 4 - Reinsurance Loss Sensitive Contracts

N O N E

Schedule P - Part 7B - Section 5 - Reinsurance Loss Sensitive Contracts

N O N E

Schedule P - Part 7B - Section 6 - Reinsurance Loss Sensitive Contracts

N O N E

Schedule P - Part 7B - Section 7 - Reinsurance Loss Sensitive Contracts

N O N E

SCHEDULE P INTERROGATORIES

1. The following questions relate to yet-to-be-issued Extended Reporting Endorsements (EREs) arising from Death, Disability, or Retirement (DDR) provisions in Medical Professional Liability Claims Made insurance policies. EREs provided for reasons other than DDR are not to be included.
- 1.1 Does the company issue Medical Professional Liability Claims Made insurance policies that provide tail (also known as an extended reporting endorsement, or “ERE”) benefits in the event of Death, Disability, or Retirement (DDR) at a reduced charge or at no additional cost?

Yes [☐] No [☒]

If the answer to question 1.1 is “no”, leave the following questions blank. If the answer to question 1.1 is “yes”, please answer the following questions:
- 1.2 What is the total amount of the reserve for that provision (DDR Reserve), as reported, explicitly or not, elsewhere in this statement (in dollars)?
- \$
- 1.3 Does the company report any DDR reserve as Unearned Premium Reserve per SSAP #65?
- Yes [☐] No [☐]
- 1.4 Does the company report any DDR reserve as loss or loss adjustment expense reserve?
- Yes [☐] No [☐]
- 1.5 If the company reports DDR reserve as Unearned Premium Reserve, does that amount match the figure on the Underwriting and Investment Exhibit, Part 1A – Recapitulation of all Premiums (Page 7) Column 2, Lines 11.1 plus 11.2?
- Yes [☐] No [☐] N/A [☐]
- 1.6 If the company reports DDR reserve as loss or loss adjustment expense reserve, please complete the following table corresponding to where these reserves are reported in Schedule P:

Years in Which Premiums Were Earned and Losses Were Incurred	DDR Reserve Included in Schedule P, Part 1F, Medical Professional Liability Column 24: Total Net Losses and Expenses Unpaid	
	1 Section 1: Occurrence	2 Section 2: Claims-Made
1.601 Prior		
1.602 2005		
1.603 2006		
1.604 2007		
1.605 2008		
1.606 2009		
1.607 2010		
1.608 2011		
1.609 2012		
1.610 2013		
1.611 2014		
1.612 Totals		

2. The definition of allocated loss adjustment expenses (ALAE) and, therefore, unallocated loss adjustment expenses (ULAE) was changed effective January 1, 1998. This change in definition applies to both paid and unpaid expenses. Are these expenses (now reported as “Defense and Cost Containment” and “Adjusting and Other”) reported in compliance with these definitions in this statement?
- Yes [☒] No [☐]
3. The Adjusting and Other expense payments and reserves should be allocated to the years in which the losses were incurred based on the number of claims reported, closed and outstanding in those years. When allocating Adjusting and Other expense between companies in a group or a pool, the Adjusting and Other expense should be allocated in the same percentage used for the loss amounts and the claim counts. For reinsurers, Adjusting and Other expense assumed should be reported according to the reinsurance contract. For Adjusting and Other expense incurred by reinsurers, or in those situations where suitable claim count information is not available, Adjusting and Other expense should be allocated by a reasonable method determined by the company and described in Interrogatory 7, below. Are they so reported in this Statement?
- Yes [☒] No [☐]
4. Do any lines in Schedule P include reserves that are reported gross of any discount to present value of future payments, and that are reported net of such discounts on Page 10?
- Yes [☐] No [☒]
- If yes, proper disclosure must be made in the Notes to Financial Statements, as specified in the Instructions. Also, the discounts must be reported in Schedule P - Part 1, Columns 32 and 33. Schedule P must be completed gross of non-tabular discounting. Work papers relating to discount calculations must be available for examination upon request.
- Discounting is allowed only if expressly permitted by the state insurance department to which this Annual Statement is being filed.
5. What were the net premiums in force at the end of the year for:
- (in thousands of dollars)
- 5.1 Fidelity

5.2 Surety
6. Claim count information is reported per claim or per claimant (Indicate which).per claim.....
- If not the same in all years, explain in Interrogatory 7.
- 7.1 The information provided in Schedule P will be used by many persons to estimate the adequacy of the current loss and expense reserves, among other things. Are there any especially significant events, coverage, retention or accounting changes that have occurred that must be considered when making such analyses?
- Yes [☐] No [☒]
- 7.2 (An extended statement may be attached.)
-

SCHEDULE T - PART 2
INTERSTATE COMPACT - EXHIBIT OF PREMIUMS WRITTEN

Allocated by States and Territories

States, Etc.		Direct Business Only					
		1	2	3	4	5	6
		Life (Group and Individual)	Annuities (Group and Individual)	Disability Income (Group and Individual)	Long-Term Care (Group and Individual)	Deposit-Type Contracts	Totals
1.	Alabama	AL					
2.	Alaska	AK					
3.	Arizona	AZ					
4.	Arkansas	AR					
5.	California	CA					
6.	Colorado	CO					
7.	Connecticut	CT					
8.	Delaware	DE					
9.	District of Columbia	DC					
10.	Florida	FL					
11.	Georgia	GA					
12.	Hawaii	HI					
13.	Idaho	ID					
14.	Illinois	IL					
15.	Indiana	IN					
16.	Iowa	IA					
17.	Kansas	KS					
18.	Kentucky	KY					
19.	Louisiana	LA					
20.	Maine	ME					
21.	Maryland	MD					
22.	Massachusetts	MA					
23.	Michigan	MI					
24.	Minnesota	MN					
25.	Mississippi	MS					
26.	Missouri	MO					
27.	Montana	MT					
28.	Nebraska	NE					
29.	Nevada	NV					
30.	New Hampshire	NH					
31.	New Jersey	NJ					
32.	New Mexico	NM					
33.	New York	NY					
34.	North Carolina	NC					
35.	North Dakota	ND					
36.	Ohio	OH					
37.	Oklahoma	OK					
38.	Oregon	OR					
39.	Pennsylvania	PA					
40.	Rhode Island	RI					
41.	South Carolina	SC					
42.	South Dakota	SD					
43.	Tennessee	TN					
44.	Texas	TX					
45.	Utah	UT					
46.	Vermont	VT					
47.	Virginia	VA					
48.	Washington	WA					
49.	West Virginia	WV					
50.	Wisconsin	WI					
51.	Wyoming	WY					
52.	American Samoa	AS					
53.	Guam	GU					
54.	Puerto Rico	PR					
55.	U.S. Virgin Islands	VI					
56.	Northern Mariana Islands	MP					
57.	Canada	CAN					
58.	Aggregate Other Alien	OT					
59.	Total						

NONE

ANNUAL STATEMENT FOR THE YEAR 2014 OF THE FREEDOM SPECIALTY INSURANCE COMPANY

SCHEDULE Y
PART 1A - DETAIL OF INSURANCE HOLDING COMPANY SYSTEM

1	2	3	4	5	6	7	8	9	10	11	12	13	14	15
Group Code	Group Name	NAIC Company Code	ID Number	Federal RSSD	CIK	Name of Securities Exchange if Publicly Traded (U.S. or International)	Names of Parent, Subsidiaries Or Affiliates	Domiciliary Location	Relationship to Reporting Entity	Directly Controlled by (Name of Entity/Person)	Type of Control (Ownership, Board, Management, Attorney-in-Fact, Influence, Other)	If Control is Ownership Provide Percentage	Ultimate Controlling Entity(ies)/Person(s)	*
0140	Nationwide		31-1486309	4590018			10 W. Nationwide, LLC	OH	NIA	Nationwide Realty Investors, Ltd.	Ownership	100.000	Nationwide Mutual Insurance Company	
0140	Nationwide		31-1486309				1000 Yard Street, LLC	OH	NIA	Nationwide Realty Investors, Ltd.	Ownership	100.000	Nationwide Mutual Insurance Company	
0140	Nationwide		31-1486309	4594954			101 N. Twentieth St, LLC	OH	NIA	Nationwide Realty Investors, Ltd.	Ownership	100.000	Nationwide Mutual Insurance Company	
0140	Nationwide		31-1486309				1050 Yard Street, LLC	OH	NIA	Nationwide Realty Investors, Ltd.	Ownership	100.000	Nationwide Mutual Insurance Company	
0140	Nationwide		20-4939866				1125 Rail Street, LLC	OH	NIA	NRI Equity Land Investments, LLC	Ownership	100.000	Nationwide Mutual Insurance Company	
0140	Nationwide		31-1733036	4594963			120 Acre Partners, LLC	DE	NIA	Nationwide Realty Investors, Ltd.	Ownership	95.000	Nationwide Mutual Insurance Company	1
0140	Nationwide		26-2451988	4288132			1492 Capital, LLC	OH	NIA	Nationwide Mutual Insurance Company	Ownership	100.000	Nationwide Mutual Insurance Company	
0140	Nationwide		31-1486309				155 Rivulon Boulevard, LLC	OH	NIA	Nationwide Realty Investors, Ltd.	Ownership	100.000	Nationwide Mutual Insurance Company	
0140	Nationwide		20-1347603	4594806			180 E. Broad Partners, LLC	OH	NIA	Nationwide Realty Investors, Ltd.	Ownership	33.330	Nationwide Mutual Insurance Company	1
0140	Nationwide		31-1486309				275 Rivulon Boulevard, LLC	OH	NIA	Nationwide Realty Investors, Ltd.	Ownership	100.000	Nationwide Mutual Insurance Company	
0140	Nationwide		31-1580283	4590835			400 West Nationwide Boulevard, LLC	OH	NIA	NWD Investments, LLC	Ownership	100.000	Nationwide Mutual Insurance Company	
0140	Nationwide		31-1580283	4591140			425 West Nationwide Boulevard, LLC	OH	NIA	NWD Investments, LLC	Ownership	100.000	Nationwide Mutual Insurance Company	
0140	Nationwide		31-1486309	4595009			44 Chestnut, LLC	OH	NIA	Nationwide Realty Investors, Ltd.	Ownership	100.000	Nationwide Mutual Insurance Company	
0140	Nationwide		20-4939866	4590497			775 Yard Street Restaurant, LLC	OH	NIA	NRI Equity Land Investments, LLC	Ownership	100.000	Nationwide Mutual Insurance Company	
0140	Nationwide		20-4939866	4590750			775 Yard Street, LLC	OH	NIA	NRI Equity Land Investments, LLC	Ownership	100.000	Nationwide Mutual Insurance Company	
0140	Nationwide		20-4939866				780 Yard Street, LLC	OH	NIA	NRI Equity Land Investments, LLC	Ownership	100.000	Nationwide Mutual Insurance Company	
0140	Nationwide		20-4939866	4671583			795 Rail Street, LLC	OH	NIA	NRI Equity Land Investments, LLC	Ownership	100.000	Nationwide Mutual Insurance Company	
0140	Nationwide		20-4939866	4590602			800 Bobcat Avenue, LLC	OH	NIA	NRI Equity Land Investments, LLC	Ownership	100.000	Nationwide Mutual Insurance Company	
0140	Nationwide		20-4939866	4671499			800 Goodale Boulevard, LLC	OH	NIA	NRI Equity Land Investments, LLC	Ownership	100.000	Nationwide Mutual Insurance Company	
0140	Nationwide		20-4939866	4671789			800 Yard Street, LLC	OH	NIA	NRI Equity Land Investments, LLC	Ownership	100.000	Nationwide Mutual Insurance Company	
0140	Nationwide		20-4939866	4590778			805 Bobcat Avenue, LLC	OH	NIA	NRI Equity Land Investments, LLC	Ownership	100.000	Nationwide Mutual Insurance Company	
0140	Nationwide		20-4939866	4590611			845 Yard Street, LLC	OH	NIA	NRI Equity Land Investments, LLC	Ownership	100.000	Nationwide Mutual Insurance Company	
0140	Nationwide		20-4939866	4590787			850 Goodale Blvd., LLC	OH	NIA	NRI Equity Land Investments, LLC	Ownership	100.000	Nationwide Mutual Insurance Company	
0140	Nationwide		20-4939866	4590714			895 W. Third Ave., LLC	OH	NIA	NRI Equity Land Investments, LLC	Ownership	100.000	Nationwide Mutual Insurance Company	
0140	Nationwide		20-4939866				925 Burrell Avenue Acquisitions, LLC	OH	NIA	NRI Equity Land Investments, LLC	Ownership	100.000	Nationwide Mutual Insurance Company	
0140	Nationwide		20-4939866				975 Rail Street, LLC	OH	NIA	NRI Equity Land Investments, LLC	Ownership	100.000	Nationwide Mutual Insurance Company	
0140	Nationwide		31-1680808	4594833			AD Investments, LLC	OH	NIA	Nationwide Realty Investors, Ltd.	Ownership	60.000	Nationwide Mutual Insurance Company	1
0140	Nationwide		31-1580283	4590992			ADTV, LLC	OH	NIA	NWD Investments, LLC	Ownership	100.000	Nationwide Mutual Insurance Company	
0140	Nationwide		52-2227314	42877247			AGMC Reinsurance, Ltd.	TCA	IA	Nationwide Advantage Mortgage Company	Ownership	100.000	Nationwide Mutual Insurance Company	
0140	Nationwide		42-1011300	4287229			ALLIED General Agency Company	IA	IA	AMCO Insurance Company	Ownership	100.000	Nationwide Mutual Insurance Company	
0140	Nationwide		42-0958655	1677548			ALLIED Group, Inc.	IA	IA	Allied Holdings (Delaware), Inc.	Ownership	100.000	Nationwide Mutual Insurance Company	
0140	Nationwide		46-4628790	4613462			Allied Holdings (Delaware), Inc.	DE	IA	Nationwide Mutual Insurance Company	Ownership	100.000	Nationwide Mutual Insurance Company	
0140	Nationwide	10127	27-0114983	4288169			ALLIED Insurance Company of America	OH	IA	Nationwide Mutual Insurance Company	Ownership	100.000	Nationwide Mutual Insurance Company	
							ALLIED Property and Casualty Insurance Company	IA	IA	ALLIED Group, Inc.	Ownership	100.000	Nationwide Mutual Insurance Company	
0140	Nationwide	45279	42-1201931	4287144			ALLIED Texas Agency, Inc.	TX	IA	AMCO Insurance Company	Ownership	100.000	Nationwide Mutual Insurance Company	
0140	Nationwide	19100	42-1527863	4287238			AMCO Insurance Company	IA	IA	ALLIED Group, Inc.	Ownership	100.000	Nationwide Mutual Insurance Company	
0140	Nationwide		42-6054959	4287153			AMCO Insurance Company	IA	IA	ALLIED Group, Inc.	Ownership	100.000	Nationwide Mutual Insurance Company	
0140	Nationwide		59-1031596	4288011			American Marine Underwriters, Inc.	FL	IA	Nationwide Mutual Insurance Company	Ownership	100.000	Nationwide Mutual Insurance Company	
0140	Nationwide		31-1486309	4595036			Anderson Meadows, LLC	OH	NIA	Nationwide Realty Investors, Ltd.	Ownership	100.000	Nationwide Mutual Insurance Company	
0140	Nationwide		31-1580283	4591177			Arena District CA I, LLC	OH	NIA	NWD Investments, LLC	Ownership	100.000	Nationwide Mutual Insurance Company	
			90-0280710				Arena District Owners Association	OH	OTH	Other non-Nationwide	n/a		Other non-Nationwide	2
0140	Nationwide		31-1580283	4591010			Arena Theatres, LLC	OH	NIA	NWD Investments, LLC	Ownership	100.000	Nationwide Mutual Insurance Company	
							Artesa at Quarry Village, LLC	TX	OTH	Other non-Nationwide	n/a		Other non-Nationwide	2
0140	Nationwide		20-3624379	4595371			BCCS Investment Fund LLC	DE	NIA	Nationwide Mutual Insurance Company	Ownership	100.000	Nationwide Mutual Insurance Company	
0140	Nationwide						Berkshire Crossing Development, LLC	DE	NIA	NorthStar Commercial Development, LLC	Ownership	100.000	Nationwide Mutual Insurance Company	
0140	Nationwide		31-1184438	4594842			Boulevard Inn Limited Liability Company	OH	NIA	Nationwide Realty Investors, Ltd.	Ownership	94.800	Nationwide Mutual Insurance Company	1
0140	Nationwide		31-1555487	4593658			Broad Street Retail, LLC	DE	NIA	Nationwide Realty Investors, Ltd.	Ownership	60.000	Nationwide Mutual Insurance Company	1
0140	Nationwide		20-3624379	4595531			Brooke School Investment Fund, LLC	DE	OTH	Nationwide Mutual Insurance Company	Ownership	100.000	Nationwide Mutual Insurance Company	2
0140	Nationwide		26-0899413	3730540			CHP New Markets Investment Fund, LLC	OH	OTH	Nationwide Mutual Insurance Company	Limited partner /no control	50.000	Other non-Nationwide	1
0140	Nationwide		20-1618232	4595241			CNRI-Cannonsport Condominium, LLC	OH	NIA	CNRI-Cannonsport, LLC	Ownership	100.000	Nationwide Mutual Insurance Company	
0140	Nationwide		20-1618232	4595045			CNRI-Cannonsport, LLC	OH	NIA	Nationwide Realty Investors, Ltd.	Ownership	100.000	Nationwide Mutual Insurance Company	

ANNUAL STATEMENT FOR THE YEAR 2014 OF THE FREEDOM SPECIALTY INSURANCE COMPANY

SCHEDULE Y

PART 1A - DETAIL OF INSURANCE HOLDING COMPANY SYSTEM

1	2	3	4	5	6	7	8	9	10	11	12	13	14	15
Group Code	Group Name	NAIC Company Code	ID Number	Federal RSSD	CIK	Name of Securities Exchange if Publicly Traded (U.S. or International)	Names of Parent, Subsidiaries Or Affiliates	Domiciliary Location	Relationship to Reporting Entity	Directly Controlled by (Name of Entity/Person)	Type of Control (Ownership, Board, Management, Attorney-in-Fact, Influence, Other)	If Control is Ownership Provide Percentage	Ultimate Controlling Entity(ies)/Person(s)	*
							Co-Investment Fund, LLC	DE	OTH	Other non-Nationwide	n/a		Other non-Nationwide	2
0140	Nationwide		31-1579973				COLHOC Limited Partnership	OH	NIA	NRI Arena, LLC	Ownership	30.760	Other non-Nationwide	1
0140	Nationwide	29262	74-1061659	4288057			Colonial County Mutual Insurance Company	TX	OTH	Other non-Nationwide	contract		Other non-Nationwide	2
0140	Nationwide		45-4901238				Columbus Arena Management, LLC	OH	OTH	Other non-Nationwide			Other non-Nationwide	2
0140	Nationwide		04-3750770	4595951			Continental/North Shore I, L.P.	OH	NIA	Continental/NRI North Shore Investments, LLC	Ownership	100.000	Nationwide Mutual Insurance Company	
0140	Nationwide		20-0366090	3327212			Continental/North Shore II, L.P.	OH	NIA	Continental/NRI North Shore Investments, LLC	Ownership	100.000	Nationwide Mutual Insurance Company	
0140	Nationwide		20-0142724	4588177			Continental/NRI North Shore Investments, LLC	OH	NIA	Nationwide Realty Investors, Ltd.	Ownership	50.500	Nationwide Mutual Insurance Company	1
0140	Nationwide		26-4177534	4595670			Cotton Mill Partners, LLC	VA	NIA	Nationwide Mutual Insurance Company	Ownership	50.000	Nationwide Mutual Insurance Company	1
0140	Nationwide		26-4177534	4595670			Cotton Mill Partners, LLC	VA	NIA	Nationwide Property and Casualty Insurance Company	Ownership	50.000	Nationwide Mutual Insurance Company	1
0140	Nationwide	18961	68-0066866	4288178			Crestbrook Insurance Company	OH	IA	Nationwide Mutual Insurance Company	Ownership	100.000	Nationwide Mutual Insurance Company	
0140	Nationwide		31-1486309	4590255			Crewville, Ltd.	OH	NIA	Nationwide Realty Investors, Ltd.	Ownership	100.000	Nationwide Mutual Insurance Company	
0140	Nationwide	42587	42-1207150	4287162			Depositors Insurance Company	IA	IA	ALLIED Group, Inc.	Ownership	100.000	Nationwide Mutual Insurance Company	
							Discover Affordable Housing Investment Fund I, LLC	OH	OTH	Other non-Nationwide	n/a		Other non-Nationwide	2
0140	Nationwide		46-4104813	4287694			DVM Insurance Agency	CA	NIA	Veterinary Pet Insurance Company	Ownership	100.000	Nationwide Mutual Insurance Company	
0140	Nationwide		20-1945276	4590590			East of Madison, LLC	DE	NIA	120 Acre Partners, Ltd.	Ownership	24.910	Nationwide Mutual Insurance Company	1
0140	Nationwide		20-1945276	4590590			East of Madison, LLC	DE	NIA	ND La Quinta Partners, LLC	Ownership	76.090	Nationwide Mutual Insurance Company	1
0140	Nationwide		20-5268940	4595689			ELH Investment LLC	DE	OTH	Nationwide Mutual Insurance Company	Ownership	100.000	Nationwide Mutual Insurance Company	2
0140	Nationwide	13838	42-0618271	4569372			Farnland Mutual Insurance Company	IA	OTH	Other non-Nationwide	debt		Other non-Nationwide	2
0140	Nationwide	22209	75-6013587	4287676			Freedom Specialty Insurance Company (fka Atlantic Insurance Company)	OH	RE	Scottsdale Insurance Company	Ownership	100.000	Nationwide Mutual Insurance Company	
			46-4736379				GPN-1 Property Owners Association, Inc.	OH	OTH	Other non-Nationwide	n/a		Other non-Nationwide	2
0140	Nationwide		20-4939866	4590808			Grandview Yard Hotel Holdings, LLC	OH	NIA	NRI Equity Land Investments, LLC	Ownership	100.000	Nationwide Mutual Insurance Company	
0140	Nationwide		20-4939866	4590826			Grandview Yard Hotel, LLC	OH	NIA	Grandview Yard Hotel Holdings, LLC	Ownership	100.000	Nationwide Mutual Insurance Company	
0140	Nationwide		51-0241172	3582909			Harleysville Group, Inc.	DE	NIA	Allied Holdings (Delaware), Inc.	Ownership	100.000	Nationwide Mutual Insurance Company	
0140	Nationwide	23582	41-0417250	4442260			Harleysville Insurance Company	PA	IA	Harleysville Group, Inc.	Ownership	100.000	Nationwide Mutual Insurance Company	
0140	Nationwide	33235	16-1075588	4442158			Harleysville Insurance Company of New Jersey	NJ	IA	Harleysville Group, Inc.	Ownership	100.000	Nationwide Mutual Insurance Company	
0140	Nationwide	10674	23-2864924	4442242			Harleysville Insurance Company of New York	PA	IA	Harleysville Group, Inc.	Ownership	100.000	Nationwide Mutual Insurance Company	
							Harleysville Lake States Insurance Company							
0140	Nationwide	14516	38-3198542	4442251				MI	IA	Harleysville Group, Inc.	Ownership	100.000	Nationwide Mutual Insurance Company	
0140	Nationwide	64327	23-1580983	4440659			Harleysville Life Insurance Company	PA	IA	Nationwide Mutual Insurance Company	Ownership	100.000	Nationwide Mutual Insurance Company	
0140	Nationwide		23-2612951	4442149			Harleysville Pennland Insurance Company	PA	IA	Nationwide Mutual Insurance Company	Ownership	100.000	Nationwide Mutual Insurance Company	
0140	Nationwide	35896	23-2384978	4442288			Harleysville Preferred Insurance Company	PA	IA	Harleysville Group, Inc.	Ownership	100.000	Nationwide Mutual Insurance Company	
0140	Nationwide	26182	04-1989660	4442372			Harleysville Worcester Insurance Company	PA	IA	Harleysville Group, Inc.	Ownership	100.000	Nationwide Mutual Insurance Company	
0140	Nationwide		32-0051216	4596903			Hideaway Properties Corp.	CA	OTH	Nationwide Realty Investors, Ltd.	Ownership	50.000	Nationwide Mutual Insurance Company	1
0140	Nationwide		31-0871532	4288020			Insurance Intermediaries, Inc.	OH	IA	Nationwide Mutual Insurance Company	Ownership	100.000	Nationwide Mutual Insurance Company	
0140	Nationwide		31-1486309	4097802			Jerome Village Company, LLC	OH	NIA	Nationwide Realty Investors, Ltd.	Ownership	100.000	Nationwide Mutual Insurance Company	
							Jerome Village Master Property Owners Association	OH	OTH	Other non-Nationwide	n/a		Other non-Nationwide	2
			46-2956640				Jerome Village Residential Property Owners Association, Inc.	OH	NIA	Other non-Nationwide	n/a		Other non-Nationwide	2
0140	Nationwide		31-1486309	4590312			JV Developers, LLC	OH	OTH	Nationwide Realty Investors, Ltd.	Ownership	100.000	Nationwide Mutual Insurance Company	2
0140	Nationwide		20-2137188	4595698			Leaguers Investment Fund, LLC	DE	OTH	Nationwide Mutual Insurance Company	Ownership	100.000	Nationwide Mutual Insurance Company	2
0140	Nationwide		56-3789187	4286969			Life REO Holdings, LLC	OH	NIA	Nationwide Life Insurance Company	Ownership	100.000	Nationwide Mutual Insurance Company	
0140	Nationwide		74-1395229	4288039			Lone Star General Agency, Inc.	TX	IA	Nationwide Mutual Insurance Company	Ownership	100.000	Nationwide Mutual Insurance Company	

ANNUAL STATEMENT FOR THE YEAR 2014 OF THE FREEDOM SPECIALTY INSURANCE COMPANY

SCHEDULE Y

PART 1A - DETAIL OF INSURANCE HOLDING COMPANY SYSTEM

1	2	3	4	5	6	7	8	9	10	11	12	13	14	15
Group Code	Group Name	NAIC Company Code	ID Number	Federal RSSD	CIK	Name of Securities Exchange if Publicly Traded (U.S. or International)	Names of Parent, Subsidiaries Or Affiliates	Domi-ciliary Loca-tion	Relation-ship to Reporting Entity	Directly Controlled by (Name of Entity/Person)	Type of Control (Ownership, Board, Management, Attorney-in-Fact, Influence, Other)	If Control is Ownership Provide Percentage	Ultimate Controlling Entity(ies)/Person(s)	*
...0140 ...	Nationwide ...		20-3624379	4595700			Match School Investment Fund, LLC	DE	OTH	Nationwide Mutual Insurance Company	Ownership	100.000	Nationwide Mutual Insurance Company	2
...0140 ...	Nationwide ...	11991	38-0865250	4288187			National Casualty Company	WI	IA	Nationwide Mutual Insurance Company	Ownership	100.000	Nationwide Mutual Insurance Company	
				4614900			National Casualty Company of America, Ltd.							
...0140 ...	Nationwide ...		42-1154244	2889795			Nationwide Advantage Mortgage Company	GBR	IA	Nationwide Advantage Mortgage Company	Ownership	100.000	Nationwide Mutual Insurance Company	
				2889795			Nationwide Advantage Mortgage Company	IA	NIA	AMCO Insurance Company	Ownership	87.300	Nationwide Mutual Insurance Company	
...0140 ...	Nationwide ...		42-1154244	2889795			Nationwide Advantage Mortgage Company	IA	NIA	ALLIED Property & Casualty Insurance Company	Ownership	8.470	Nationwide Mutual Insurance Company	
...0140 ...	Nationwide ...		42-1154244	2889795			Nationwide Advantage Mortgage Company	IA	NIA	Depositors Insurance Company	Ownership	4.230	Nationwide Mutual Insurance Company	
							Nationwide Affinity Insurance Company of America							
...0140 ...	Nationwide ...	26093	48-0470690	4288196			Nationwide Mutual Insurance Company	OH	IA	Nationwide Mutual Insurance Company	Ownership	100.000	Nationwide Mutual Insurance Company	
...0140 ...	Nationwide ...	28223	42-1015537	4288208			Nationwide Agribusiness Insurance Company	IA	IA	Nationwide Mutual Insurance Company	Ownership	100.000	Nationwide Mutual Insurance Company	
...0140 ...	Nationwide ...		20-5976272	4595910			Nationwide Alternative Investments, LLC	OH	NIA	Nationwide Mutual Insurance Company	Ownership	100.000	Nationwide Mutual Insurance Company	
...0140 ...	Nationwide ...		31-1578869	4288075			Nationwide Arena, LLC	OH	NIA	NRI Arena, LLC	Ownership	90.000	Nationwide Mutual Insurance Company	1
...0140 ...	Nationwide ...		20-8670712	4288114			Nationwide Asset Management, LLC	OH	NIA	Nationwide Mutual Insurance Company	Ownership	100.000	Nationwide Mutual Insurance Company	
...0140 ...	Nationwide ...	10723	95-0639970	4288217			Nationwide Assurance Company	WI	IA	Nationwide Mutual Insurance Company	Ownership	100.000	Nationwide Mutual Insurance Company	
...0140 ...	Nationwide ...		31-1592130	2729677			Nationwide Bank		OTH	Nationwide Financial Services, Inc.	Ownership	100.000	Nationwide Mutual Insurance Company	2
...0140 ...	Nationwide ...		31-1036287	4288123			Nationwide Cash Management Company	OH	NIA	Nationwide Mutual Insurance Company	Ownership	100.000	Nationwide Mutual Insurance Company	
...0140 ...	Nationwide ...		31-4416546	3828081			Nationwide Corporation	OH	NIA	Nationwide Mutual Insurance Company	Ownership	95.200	Nationwide Mutual Insurance Company	
							Nationwide Corporation	OH	NIA	Nationwide Mutual Fire Insurance Company				
...0140 ...	Nationwide ...		31-4416546	3828081			Nationwide Corporation	OH	NIA	Nationwide Mutual Fire Insurance Company	Ownership	4.800	Nationwide Mutual Insurance Company	
...0140 ...	Nationwide ...		04-3679407	4286839			Nationwide Emerging Managers, LLC	DE	NIA	NWD Investment Management, Inc.	Ownership	100.000	Nationwide Mutual Insurance Company	
							Nationwide Exclusive Agent Risk Purchasing Group, LLC							
...0140 ...	Nationwide ...		05-0630007	4288048			Nationwide Financial Assignment Company	OH	NIA	Insurance Intermediaries, Inc.	Ownership	100.000	Nationwide Mutual Insurance Company	
...0140 ...	Nationwide ...		31-1667326	4286932			Nationwide Financial General Agency, Inc.	OH	NIA	Nationwide Life Insurance Company	Ownership	100.000	Nationwide Mutual Insurance Company	
...0140 ...	Nationwide ...		23-2412039	4287087			Nationwide Financial Institution	PA	NIA	NFS Distributors, Inc.	Ownership	100.000	Nationwide Mutual Insurance Company	
							Nationwide Financial Services Capital Distributors Agency, Inc.							
...0140 ...	Nationwide ...		31-1316276	4287069			Nationwide Financial Services Capital Trust	DE	NIA	NFS Distributors, Inc.	Ownership	100.000	Nationwide Mutual Insurance Company	
...0140 ...	Nationwide ...		31-6554353	4286978			Nationwide Financial Services, Inc.	DE	NIA	Nationwide Financial Services, Inc.	Ownership	100.000	Nationwide Mutual Insurance Company	
...0140 ...	Nationwide ...		31-1486870	3828063			Nationwide Foundation	DE	NIA	Nationwide Corporation	Ownership	100.000	Nationwide Mutual Insurance Company	
...0140 ...	Nationwide ...		31-6022301	4286996			Nationwide Fund Advisors	OH	OTH	Other non-Nationwide	n/a		Other non-Nationwide	2
...0140 ...	Nationwide ...		52-6969857	42877050			Nationwide Fund Distributors LLC	DE	NIA	Nationwide Financial Services, Inc.	Ownership	100.000	Nationwide Mutual Insurance Company	
...0140 ...	Nationwide ...		31-1748721	4287041			Nationwide Fund Management LLC	DE	NIA	NFS Distributors, Inc.	Ownership	100.000	Nationwide Mutual Insurance Company	
...0140 ...	Nationwide ...	23760	31-0900518	4287957			Nationwide General Insurance Company	DE	IA	NFS Distributors, Inc.	Ownership	100.000	Nationwide Mutual Insurance Company	
...0140 ...	Nationwide ...		31-4425763	4286398			Nationwide Global Holdings, Inc.	OH	NIA	Nationwide Mutual Insurance Company	Ownership	100.000	Nationwide Mutual Insurance Company	
							Nationwide Global Holdings, Inc.	OH	NIA	Nationwide Corporation	Ownership	100.000	Nationwide Mutual Insurance Company	
...0140 ...	Nationwide ...		04-3732385	4286857			Nationwide Indemnity Company	OH	NIA	Nationwide Asset Management Holdings, Inc.	Ownership	100.000	Nationwide Mutual Insurance Company	
...0140 ...	Nationwide ...		31-1399201	2839398			Nationwide Insurance Company of America	DE	IA	Nationwide Mutual Insurance Company	Ownership	100.000	Nationwide Mutual Insurance Company	
...0140 ...	Nationwide ...	25453	95-2130882	4287180			Nationwide Insurance Company of Florida	WI	IA	ALLIED Group, Inc.	Ownership	100.000	Nationwide Mutual Insurance Company	
...0140 ...	Nationwide ...	10948	31-1613686	4287966			Nationwide Investment Advisors, LLC	OH	IA	Nationwide Mutual Insurance Company	Ownership	100.000	Nationwide Mutual Insurance Company	
...0140 ...	Nationwide ...		41-2206199	4286950			Nationwide Investment Services Corporation	OH	NIA	Nationwide Life Insurance Company	Ownership	100.000	Nationwide Mutual Insurance Company	
							Nationwide Life and Annuity Insurance Company							
...0140 ...	Nationwide ...	92657	31-1000740	2995098			Nationwide Life Insurance Company	OK	NIA	Nationwide Life Insurance Company	Ownership	100.000	Nationwide Mutual Insurance Company	
...0140 ...	Nationwide ...	66869	31-4156830	2819288			Nationwide Life Tax Credit Partners 2002-A, LLC	OH	IA	Nationwide Financial Services, Inc.	Ownership	100.000	Nationwide Mutual Insurance Company	
							Nationwide Life Tax Credit Partners 2002-B, LLC							
...0140 ...	Nationwide ...		13-4212969	4596127			Nationwide Life Insurance Company	OH	NIA	Nationwide Life Insurance Company	Other	0.010	Nationwide Mutual Insurance Company	2
							Nationwide Life Insurance Company							
...0140 ...	Nationwide ...		01-0749754	4595960			Nationwide Life Insurance Company	OH	NIA	Nationwide Life Insurance Company	Other	0.010	Nationwide Mutual Insurance Company	2

ANNUAL STATEMENT FOR THE YEAR 2014 OF THE FREEDOM SPECIALTY INSURANCE COMPANY

SCHEDULE Y

PART 1A - DETAIL OF INSURANCE HOLDING COMPANY SYSTEM

1	2	3	4	5	6	7	8	9	10	11	12	13	14	15
Group Code	Group Name	NAIC Company Code	ID Number	Federal RSSD	CIK	Name of Securities Exchange if Publicly Traded (U.S. or International)	Names of Parent, Subsidiaries Or Affiliates	Domi-ciliary Loca-tion	Relation-ship to Reporting Entity	Directly Controlled by (Name of Entity/Person)	Type of Control (Ownership, Board, Management, Attorney-in-Fact, Influence, Other)	If Control is Ownership Provide Percent-age	Ultimate Controlling Entity(ies)/Person(s)	*
...0140 ...	Nationwide	03-0498148	3262573	Nationwide Life Tax Credit Partners 2002-C, LLCOH.....	..NIA.....	Nationwide Life Insurance Company	Other.....	..0.010	Nationwide Mutual Insurance Company2
...0140 ...	Nationwide	54-2113175	4596127	Nationwide Life Tax Credit Partners 2003-A, LLCOH.....	..NIA.....	Nationwide Life Insurance Company	Other.....	..0.010	Nationwide Mutual Insurance Company2
...0140 ...	Nationwide	58-2672725	4596163	Nationwide Life Tax Credit Partners 2003-B, LLCOH.....	..NIA.....	Nationwide Life Insurance Company	Other.....	..0.010	Nationwide Mutual Insurance Company2
...0140 ...	Nationwide	20-0357951	3811001	Nationwide Life Tax Credit Partners 2003-C, LLCOH.....	..NIA.....	Nationwide Life Insurance Company	Other.....	..0.010	Nationwide Mutual Insurance Company2
...0140 ...	Nationwide	20-0382144	4596707	Nationwide Life Tax Credit Partners 2004-A, LLCOH.....	..NIA.....	Nationwide Life Insurance Company	Other.....	..0.010	Nationwide Mutual Insurance Company2
...0140 ...	Nationwide	20-0745944	4596211	Nationwide Life Tax Credit Partners 2004-B, LLCOH.....	..NIA.....	Nationwide Life Insurance Company	Other.....	..0.010	Nationwide Mutual Insurance Company2
...0140 ...	Nationwide	20-0745965	4596239	Nationwide Life Tax Credit Partners 2004-C, LLCOH.....	..NIA.....	Nationwide Life Insurance Company	Other.....	..0.010	Nationwide Mutual Insurance Company2
...0140 ...	Nationwide	20-1128408	4596332	Nationwide Life Tax Credit Partners 2004-D, LLCOH.....	..NIA.....	Nationwide Life Insurance Company	Other.....	..0.010	Nationwide Mutual Insurance Company2
...0140 ...	Nationwide	20-1128472	4596350	Nationwide Life Tax Credit Partners 2004-E, LLCOH.....	..NIA.....	Nationwide Life Insurance Company	Other.....	..0.010	Nationwide Mutual Insurance Company2
...0140 ...	Nationwide	20-1918935	3318117	Nationwide Life Tax Credit Partners 2004-F, LLCOH.....	..NIA.....	Nationwide Life Insurance Company	Other.....	..0.010	Nationwide Mutual Insurance Company2
...0140 ...	Nationwide	20-2303694	4596369	Nationwide Life Tax Credit Partners 2005-A, LLCOH.....	..NIA.....	Nationwide Life Insurance Company	Other.....	..0.010	Nationwide Mutual Insurance Company2
...0140 ...	Nationwide	20-2303602	4596378	Nationwide Life Tax Credit Partners 2005-B, LLCOH.....	..NIA.....	Nationwide Life Insurance Company	Other.....	..0.010	Nationwide Mutual Insurance Company2
...0140 ...	Nationwide	20-2450960	4596387	Nationwide Life Tax Credit Partners 2005-C, LLCOH.....	..NIA.....	Nationwide Life Insurance Company	Other.....	..0.010	Nationwide Mutual Insurance Company2
...0140 ...	Nationwide	20-2451052	4596396	Nationwide Life Tax Credit Partners 2005-D, LLCOH.....	..NIA.....	Nationwide Life Insurance Company	Other.....	..0.010	Nationwide Mutual Insurance Company2
...0140 ...	Nationwide	20-2774223	4596408	Nationwide Life Tax Credit Partners 2005-E, LLCOH.....	..NIA.....	Nationwide Life Insurance Company	Other.....	..0.010	Nationwide Mutual Insurance Company2
...0140 ...	Nationwide	21-1288836	4596426	Nationwide Life Tax Credit Partners 2007-A, LLCOH.....	..NIA.....	Nationwide Life Insurance Company	Other.....	..0.010	Nationwide Mutual Insurance Company2
...0140 ...	Nationwide	26-3427373	4596435	Nationwide Life Tax Credit Partners 2009-A, LLCOH.....	..NIA.....	Nationwide Life Insurance Company	Other.....	..0.010	Nationwide Mutual Insurance Company2
...0140 ...	Nationwide	26-3427435	4596444	Nationwide Life Tax Credit Partners 2009-B, LLCOH.....	..NIA.....	Nationwide Life Insurance Company	Other.....	..0.010	Nationwide Mutual Insurance Company2
...0140 ...	Nationwide	26-3427479	4596499	Nationwide Life Tax Credit Partners 2009-C, LLCOH.....	..NIA.....	Nationwide Life Insurance Company	Other.....	..0.010	Nationwide Mutual Insurance Company2
...0140 ...	Nationwide	26-3427525	4596510	Nationwide Life Tax Credit Partners 2009-D, LLCOH.....	..NIA.....	Nationwide Life Insurance Company	Other.....	..0.010	Nationwide Mutual Insurance Company2
...0140 ...	Nationwide	26-4737055	4596529	Nationwide Life Tax Credit Partners 2009-E, LLCOH.....	..NIA.....	Nationwide Life Insurance Company	Ownership.....	..100.000	Nationwide Mutual Insurance Company2
...0140 ...	Nationwide	26-4737157	4596547	Nationwide Life Tax Credit Partners 2009-F, LLCOH.....	..NIA.....	Nationwide Life Insurance Company	Ownership.....	..100.000	Nationwide Mutual Insurance Company2
...0140 ...	Nationwide	27-1362364	4596622	Nationwide Life Tax Credit Partners 2009-I, LLCOH.....	..NIA.....	Nationwide Life Insurance Company	Other.....	..0.010	Nationwide Mutual Insurance Company2
...0140 ...	Nationwide	45-0469525	3779811	Nationwide Life Tax Credit Partners No. 1, LLCOH.....	..NIA.....	Nationwide Life Insurance Company	Other.....	..0.010	Nationwide Mutual Insurance Company2
...0140 ...	Nationwide	46-1952215	4596556	Nationwide Life Tax Credit Partners 2013-A, LLCOH.....	..NIA.....	Nationwide Life Insurance Company	Other.....	..0.010	Nationwide Mutual Insurance Company2

ANNUAL STATEMENT FOR THE YEAR 2014 OF THE FREEDOM SPECIALTY INSURANCE COMPANY

SCHEDULE Y

PART 1A - DETAIL OF INSURANCE HOLDING COMPANY SYSTEM

1	2	3	4	5	6	7	8	9	10	11	12	13	14	15
Group Code	Group Name	NAIC Company Code	ID Number	Federal RSSD	CIK	Name of Securities Exchange if Publicly Traded (U.S. or International)	Names of Parent, Subsidiaries Or Affiliates	Domi-ciliary Location	Relation-ship to Reporting Entity	Directly Controlled by (Name of Entity/Person)	Type of Control (Ownership, Board, Management, Attorney-in-Fact, Influence, Other)	If Control is Ownership Provide Percentage	Ultimate Controlling Entity(ies)/Person(s)	*
...0140 ...	Nationwide	46-1971926	4596592	Nationwide Life Tax Credit Partners 2013-B, LLCOHNIA.....	Nationwide Life Insurance Company	Other.....	..0.010	Nationwide Mutual Insurance Company2
...0140 ...	Nationwide42110	75-1780981	4287984	Nationwide LloydsTXIA	n/a	contract	Nationwide Mutual Insurance Company
...0140 ...	Nationwide	42-1373380	4287210	Nationwide Member Solutions Agency, Inc.IANIA.....	ALL IED Group, Inc.	Ownership.....	..100.000	Nationwide Mutual Insurance Company
...0140 ...	Nationwide	4597094	4597094	Nationwide Mutual Capital I, LLCDENIA.....	Nationwide Mutual Capital, LLC	Ownership.....	..100.000	Nationwide Mutual Insurance Company
...0140 ...	Nationwide	75-3191025	4595269	Nationwide Mutual Capital, LLCOHNIA.....	Nationwide Mutual Insurance Company	Ownership.....	..100.000	Nationwide Mutual Insurance Company
...0140 ...	Nationwide23779	82-0549218	3828090	Nationwide Mutual Fire Insurance CompanyOHOTH.....	Other non-Nationwide	n/a	Other non-Nationwide2
...0140 ...	Nationwide23787	31-4177100	3828072	Nationwide Mutual Insurance CompanyOHUIP.....	Other non-Nationwide	n/a	Other non-Nationwide
...0140 ...	Nationwide	34-2012765	4288084	Nationwide Private Equity Fund, LLCOHNIA.....	Nationwide Mutual Insurance Company	Ownership.....	..100.000	Nationwide Mutual Insurance Company
.....	Nationwide Property and Casualty Insurance CompanyOHIA	Nationwide Mutual Insurance Company	Ownership.....	..100.000	Nationwide Mutual Insurance Company
...0140 ...	Nationwide37877	31-0970750	4287993	Nationwide Realty Investors, Ltd.OHNIA.....	Nationwide Mutual Insurance Company	Ownership.....	..96.800	Nationwide Mutual Insurance Company
...0140 ...	Nationwide	31-1486309	4288105	Nationwide Realty Investors, Ltd.OHNIA.....	Nationwide Indemnity Company	Ownership.....	..3.200	Nationwide Mutual Insurance Company
...0140 ...	Nationwide	31-1486309	4288105	Nationwide Realty Management, LLCOHNIA.....	Nationwide Realty Investors, Ltd.	Ownership.....	..100.000	Nationwide Mutual Insurance Company
...0140 ...	Nationwide	4288066	4288066	Nationwide Realty Services, Ltd.OHNIA.....	Nationwide Mutual Insurance Company	Ownership.....	..100.000	Nationwide Mutual Insurance Company
...0140 ...	Nationwide	06-0987812	4287117	Nationwide Retirement Solutions Insurance Agency, Inc.MAIA	Nationwide Retirement Solutions, Inc.	Ownership.....	..100.000	Nationwide Mutual Insurance Company
...0140 ...	Nationwide	73-0948330	4287096	Nationwide Retirement Solutions, Inc.DENIA.....	NFS Distributors, Inc.	Ownership.....	..100.000	Nationwide Mutual Insurance Company
...0140 ...	Nationwide	86-0924069	4287108	Nationwide Retirement Solutions, Inc. of ArizonaAZNIA.....	Nationwide Retirement Solutions, Inc.	Ownership.....	..100.000	Nationwide Mutual Insurance Company
...0140 ...	Nationwide	31-1331479	4287126	Nationwide Retirement Solutions, Inc. of OhioOHNIA.....	Nationwide Retirement Solutions, Inc.	Ownership.....	..100.000	Nationwide Mutual Insurance Company
.....	Nationwide Retirement Solutions, Inc. of TexasTXNIA.....	Nationwide Retirement Solutions, Inc.	Ownership.....	..100.000	Nationwide Mutual Insurance Company
...0140 ...	Nationwide	74-2200854	4287135	Nationwide Securities, LLCOHNIA.....	NFS Distributors, Inc.	Ownership.....	..100.000	Nationwide Mutual Insurance Company
...0140 ...	Nationwide	36-2434406	4287078	Nationwide Services Company, LLCOHNIA.....	Nationwide Mutual Insurance Company	Ownership.....	..100.000	Nationwide Mutual Insurance Company
...0140 ...	Nationwide	31-4177100	4288093	Nationwide Tax Credit Partners 2009-G, LLCOHNIA.....	Nationwide Mutual Insurance Company	Ownership.....	..100.000	Nationwide Mutual Insurance Company
...0140 ...	Nationwide	27-0743545	4564041	Nationwide Tax Credit Partners 2009-H, LLCOHNIA.....	Nationwide Mutual Insurance Company	Other.....	..0.010	Nationwide Mutual Insurance Company2
...0140 ...	Nationwide	27-0768791	4596891	Nationwide Tax Credit Partners 2009-I, LLCOHNIA.....	Nationwide Mutual Insurance Company	Ownership.....	..100.000	Nationwide Mutual Insurance Company2
...0140 ...	Nationwide	27-1362364	4596622	Nationwide Tax Credit Partners 2013-A, LLCOHNIA.....	Nationwide Life Insurance Company	Other.....	..0.010	Nationwide Mutual Insurance Company2
...0140 ...	Nationwide	46-1952215	4596566	Nationwide Tax Credit Partners 2013-B, LLCOHNIA.....	Nationwide Life Insurance Company	Ownership.....	..0.010	Nationwide Mutual Insurance Company2
.....
...0140 ...	Nationwide	46-1971926	4588168	ND La Quinta Partners, LLCOHNIA.....	Nationwide Life Insurance Company	Ownership.....	..0.010	Nationwide Mutual Insurance Company
...0140 ...	Nationwide	11-3651828	4286866	Newhouse Capital Partners II, LLCDENIA.....	Nationwide Realty Investors, Ltd.	Ownership.....	..95.000	Nationwide Mutual Insurance Company1
...0140 ...	Nationwide	4286866	4286866	Newhouse Capital Partners II, LLCDENIA.....	Nationwide Global Ventures, Inc.	Ownership.....	..80.000	Nationwide Mutual Insurance Company1
...0140 ...	Nationwide	4286679	4286679	Newhouse Capital Partners, LLCDENIA.....	Nationwide Global Ventures, Inc.	Ownership.....	..99.000	Nationwide Mutual Insurance Company1
...0140 ...	Nationwide	4286679	4286679	Newhouse Capital Partners, LLCDENIA.....	NWD Investment Management, Inc.	Ownership.....	..19.000	Nationwide Mutual Insurance Company1
...0140 ...	Nationwide	4286679	4286679	Newhouse Capital Partners, LLCDENIA.....	Nationwide Mutual Insurance Company	Ownership.....	..70.000	Nationwide Mutual Insurance Company1
.....
...0140 ...	Nationwide	31-1630871	4287032	NFS Distributors, Inc.DENIA.....	Nationwide Mutual Fire Insurance Company	Ownership.....	..10.000	Nationwide Mutual Insurance Company1
...0140 ...	Nationwide	14-1892640	4596677	NHT XII Tax Credit Fund, LLCDENIA.....	Nationwide Financial Services, Inc.	Ownership.....	..100.000	Nationwide Mutual Insurance Company1
...0140 ...	Nationwide	14-1892640	4596677	NHT XII Tax Credit Fund, LLCDCNIA.....	Nationwide Life Insurance Company	Ownership.....	..49.990	Nationwide Mutual Insurance Company1
...0140 ...	Nationwide	14-1892640	4596677	NHT XII Tax Credit Fund, LLCDCNIA.....	Nationwide Assurance Company	Ownership.....	..25.000	Nationwide Mutual Insurance Company1
...0140 ...	Nationwide	14-1892640	4596677	NHT XII Tax Credit Fund, LLCDCNIA.....	Nationwide Mutual Insurance Company	Ownership.....	..25.000	Nationwide Mutual Insurance Company1
...0140 ...	Nationwide	46-3762545	4750442	NNOV8, LLCOHNIA.....	Nationwide Mutual Insurance Company	Ownership.....	..100.000	Nationwide Mutual Insurance Company
.....
...0140 ...	Nationwide	26-0351004	4590817	North Bank Condominium Home Owners AssociationOHOTH.....	Other non-Nationwide	n/a	Other non-Nationwide2
...0140 ...	Nationwide	20-4939866	4590817	North of Third, LLCOHNIA.....	NRI Equity Land Investments, LLC	Ownership.....	..100.000	Nationwide Mutual Insurance Company

ANNUAL STATEMENT FOR THE YEAR 2014 OF THE FREEDOM SPECIALTY INSURANCE COMPANY

SCHEDULE Y

PART 1A - DETAIL OF INSURANCE HOLDING COMPANY SYSTEM

1	2	3	4	5	6	7	8	9	10	11	12	13	14	15
Group Code	Group Name	NAIC Company Code	ID Number	Federal RSSD	CIK	Name of Securities Exchange if Publicly Traded (U.S. or International)	Names of Parent, Subsidiaries Or Affiliates	Domiciliary Location	Relationship to Reporting Entity	Directly Controlled by (Name of Entity/Person)	Type of Control (Ownership, Board, Management, Attorney-in-Fact, Influence, Other)	If Control is Ownership Provide Percentage	Ultimate Controlling Entity(ies)/Person(s)	*
..0140	Nationwide		26-4083207	4590385			Northstar Commercial Development, LLC	OH	NIA	Nationwide Realty Investors, Ltd.	Ownership	.50.000	Nationwide Mutual Insurance Company	..1
..0140	Nationwide		26-4083354	4594909			Northstar Master Property Owners Association, Inc.	OH	OTH	Other non-Nationwide	n/a		Other non-Nationwide	..2
..0140	Nationwide		31-1486309	4593630			Northstar Residential Development, LLC	OH	NIA	Nationwide Realty Investors, Ltd.	Ownership	.50.000	Nationwide Mutual Insurance Company	..1
..0140	Nationwide		31-1486309	4594936			NRI 12325 Copper Way, LLC	OH	NIA	Nationwide Realty Investors, Ltd.	Ownership	.100.000	Nationwide Mutual Insurance Company	..
..0140	Nationwide		31-1486309	4594936			NRI 220 Schrock, LLC	OH	NIA	Nationwide Realty Investors, Ltd.	Ownership	.100.000	Nationwide Mutual Insurance Company	..
..0140	Nationwide		31-1486309	4594794			NRI Arena, LLC	OH	NIA	Nationwide Realty Investors, Ltd.	Ownership	.100.000	Nationwide Mutual Insurance Company	..
..0140	Nationwide		31-1486309	4594815			NRI Brookside, LLC	OH	NIA	Nationwide Realty Investors, Ltd.	Ownership	.100.000	Nationwide Mutual Insurance Company	..
..0140	Nationwide		31-1486309	4595027			NRI Builders, LLC	OH	NIA	Nationwide Realty Investors, Ltd.	Ownership	.100.000	Nationwide Mutual Insurance Company	..
..0140	Nationwide		31-1486309	4594851			NRI Communities/Charlotte, LLC	OH	NIA	Nationwide Realty Investors, Ltd.	Ownership	.100.000	Nationwide Mutual Insurance Company	..
..0140	Nationwide		31-1486309	4590246			NRI Communities/Harris Blvd., LLC	OH	NIA	Nationwide Realty Investors, Ltd.	Ownership	.100.000	Nationwide Mutual Insurance Company	..
..0140	Nationwide		31-1486309	4590282			NRI Cramer Creek, LLC	OH	NIA	Nationwide Realty Investors, Ltd.	Ownership	.100.000	Nationwide Mutual Insurance Company	..
..0140	Nationwide		20-4939866	4590460			NRI Equity Land Investments, LLC	OH	NIA	Nationwide Realty Investors, Ltd.	Ownership	.80.000	Nationwide Mutual Insurance Company	..1
..0140	Nationwide		26-0212217	4590394			NRI Equity Tampa, LLC	OH	OTH	Nationwide Realty Investors, Ltd.	Ownership	.100.000	Nationwide Mutual Insurance Company	..2
..0140	Nationwide		31-1486309	4590376			NRI Maxtown, LLC	OH	OTH	Nationwide Realty Investors, Ltd.	Ownership	.100.000	Nationwide Mutual Insurance Company	..2
..0140	Nationwide		30-4939866	4590406			NRI Office Ventures, Ltd	OH	NIA	Nationwide Realty Investors, Ltd.	Ownership	.100.000	Nationwide Mutual Insurance Company	..
..0140	Nationwide		31-1486309	4590349			NRI-Rivulon, LLC	OH	NIA	Nationwide Realty Investors, Ltd.	Ownership	.100.000	Nationwide Mutual Insurance Company	..
..0140	Nationwide		31-1486309	4596912			NRI Telecom, LLC	OH	NIA	NWD Investments, LLC	Ownership	.100.000	Nationwide Mutual Insurance Company	..
..0140	Nationwide		45-3123274	4595438			NTCIF-2011 Georgia State Investor, LLC	OH	NIA	Nationwide Property and Casualty Company	Ownership	.100.000	Nationwide Mutual Insurance Company	..
..0140	Nationwide		90-0729552	4596695			NTCIF-2011, LLC	OH	NIA	Nationwide Life Insurance Company	Ownership	.50.000	Nationwide Mutual Insurance Company	..
..0140	Nationwide		90-0729552	4596695			NTCIF-2011, LLC	OH	NIA	Nationwide Mutual Fire Insurance Company	Ownership	.50.000	Nationwide Mutual Insurance Company	..
..0140	Nationwide		27-4700627	4596716			NTCP 2011-A, LLC	OH	NIA	Nationwide Life Insurance Company	Other	.0.010	Nationwide Mutual Insurance Company	..
..0140	Nationwide		46-0741029	4464703			NTCP 2012-A, LLC	OH	NIA	Nationwide Life Insurance Company	Other	.0.010	Nationwide Mutual Insurance Company	..
..0140	Nationwide		46-3309896	4586164			NTCP 2013-C, LLC	OH	NIA	Nationwide Life Insurance Company	Other	.0.010	Nationwide Mutual Insurance Company	..
..0140	Nationwide		46-4111078	4596743			NTCP 2014-A, LLC	OH	NIA	Nationwide Life Insurance Company	Other	.0.010	Nationwide Mutual Insurance Company	..
..0140	Nationwide		47-1404116				NTCP 2014-B, LLC	OH	NIA	Nationwide Life Insurance Company	Ownership	.100.000	Nationwide Mutual Insurance Company	..
..0140	Nationwide		47-1413242				NTCP 2014-C, LLC	OH	NIA	Nationwide Life Insurance Company	Ownership	.100.000	Nationwide Mutual Insurance Company	..
..0140	Nationwide		26-1903919	4591421			NW-REI, LLC	DE	NIA	Nationwide Mutual Insurance Company	Ownership	.100.000	Nationwide Mutual Insurance Company	..
..0140	Nationwide		46-3654078	4593621			NW-Amesbury, LLC	OH	NIA	NE-REI, LLC	Ownership	.100.000	Nationwide Mutual Insurance Company	..
..0140	Nationwide		46-2943666	4594860			NW-Bandera, LLC	OH	NIA	NW REI, LLC	Ownership	.100.000	Nationwide Mutual Insurance Company	..
..0140	Nationwide		45-5159092	4595063			NW-Bayshore, LLC	OH	NIA	NW REI, LLC	Ownership	.100.000	Nationwide Mutual Insurance Company	..
..0140	Nationwide		46-2451156	4594879			NW-Bee Cave, LLC	OH	NIA	NW REI, LLC	Ownership	.100.000	Nationwide Mutual Insurance Company	..
..0140	Nationwide		46-3707480	4593612			NW-Brooklyn, LLC	OH	NIA	NW REI, LLC	Ownership	.100.000	Nationwide Mutual Insurance Company	..
..0140	Nationwide		46-3968244	4591757			NW-Camelback, LLC	OH	NIA	NW REI, LLC	Ownership	.100.000	Nationwide Mutual Insurance Company	..
..0140	Nationwide		45-2724980	4591690			NW-Cameron, LLC	OH	NIA	NW REI, LLC	Ownership	.100.000	Nationwide Mutual Insurance Company	..
..0140	Nationwide		46-3674167	4590090			NW-Cedar Springs, LLC	OH	NIA	NW REI, LLC	Ownership	.100.000	Nationwide Mutual Insurance Company	..
..0140	Nationwide		46-3994437	4591663			NW-Central Station, LLC	OH	NIA	NE-REI, LLC	Ownership	.100.000	Nationwide Mutual Insurance Company	..
..0140	Nationwide		26-0901660	4505456			NW-CNC Coppel, LLC	DE	NIA	Nationwide Mutual Insurance Company	Ownership	.100.000	Nationwide Mutual Insurance Company	..
..0140	Nationwide		32-0359208	4595157			NW-Corvallis, LLC	OH	NIA	NW REI, LLC	Ownership	.100.000	Nationwide Mutual Insurance Company	..
..0140	Nationwide		31-1580283	4591038			NWD 205 Vine, LLC	OH	NIA	NWD Investments, LLC	Ownership	.100.000	Nationwide Mutual Insurance Company	..
..0140	Nationwide		31-1580283	4591261			NWD 225 Nationwide, LLC	OH	NIA	NWD Investments, LLC	Ownership	.100.000	Nationwide Mutual Insurance Company	..
..0140	Nationwide		31-1580283	4591056			NWD 230 West, LLC	OH	NIA	NWD Investments, LLC	Ownership	.100.000	Nationwide Mutual Insurance Company	..
..0140	Nationwide		31-1580283	4590545			NWD 240 Nationwide, LLC	OH	NIA	NWD Investments, LLC	Ownership	.100.000	Nationwide Mutual Insurance Company	..
..0140	Nationwide		31-1580283	4590273			NWD 250 Brodbelt, LLC	OH	NIA	NWD Investments, LLC	Ownership	.100.000	Nationwide Mutual Insurance Company	..
..0140	Nationwide		31-1580283	4590554			NWD 265 Neil, LLC	OH	NIA	NWD Investments, LLC	Ownership	.100.000	Nationwide Mutual Insurance Company	..
..0140	Nationwide		31-1580283	4590518			NWD 275 Marconi, LLC	OH	NIA	NWD Investments, LLC	Ownership	.100.000	Nationwide Mutual Insurance Company	..
..0140	Nationwide		31-1580283	4590563			NWD 295 McConnell, LLC	OH	NIA	NWD Investments, LLC	Ownership	.100.000	Nationwide Mutual Insurance Company	..
..0140	Nationwide		31-1580283	4590509			NWD 300 Neil, LLC	OH	NIA	NWD Investments, LLC	Ownership	.100.000	Nationwide Mutual Insurance Company	..
..0140	Nationwide		31-1580283	4590572			NWD 300 Spring, LLC	OH	NIA	NWD Investments, LLC	Ownership	.100.000	Nationwide Mutual Insurance Company	..

ANNUAL STATEMENT FOR THE YEAR 2014 OF THE FREEDOM SPECIALTY INSURANCE COMPANY

SCHEDULE Y

PART 1A - DETAIL OF INSURANCE HOLDING COMPANY SYSTEM

1	2	3	4	5	6	7	8	9	10	11	12	13	14	15
Group Code	Group Name	NAIC Company Code	ID Number	Federal RSSD	CIK	Name of Securities Exchange if Publicly Traded (U.S. or International)	Names of Parent, Subsidiaries Or Affiliates	Domiciliary Location	Relationship to Reporting Entity	Directly Controlled by (Name of Entity/Person)	Type of Control (Ownership, Board, Management, Attorney-in-Fact, Influence, Other)	If Control is Ownership Provide Percentage	Ultimate Controlling Entity(ies)/Person(s)	*
0140	Nationwide		31-1580283	4590527			NWD 355 McConnell, LLC	OH	NIA	NWD Investments, LLC	Ownership	100.000	Nationwide Mutual Insurance Company	
0140	Nationwide		31-1580283	4590581			NWD 425 Nationwide, LLC	OH	NIA	NWD Investments, LLC	Ownership	100.000	Nationwide Mutual Insurance Company	
0140	Nationwide		31-1580283	4590536			NWD 500 Nationwide, LLC	OH	NIA	NWD Investments, LLC	Ownership	100.000	Nationwide Mutual Insurance Company	
0140	Nationwide		31-1580283	4591298			NWD Arena Crossing, LLC	OH	NIA	NWD Investments, LLC	Ownership	100.000	Nationwide Mutual Insurance Company	
0140	Nationwide		31-1580283	4591083			NWD Arena District I, LLC	OH	NIA	NWD Investments, LLC	Ownership	100.000	Nationwide Mutual Insurance Company	
0140	Nationwide		31-1580283	4591300			NWD Arena District II, LLC	OH	NIA	NWD Investments, LLC	Ownership	100.000	Nationwide Mutual Insurance Company	
0140	Nationwide		31-1580283	4591113			NWD Arena District MM, LLC	OH	NIA	NWD Investments, LLC	Ownership	100.000	Nationwide Mutual Insurance Company	
0140	Nationwide		31-1580283	4591319			NWD Arena District PW, LLC	OH	NIA	NWD Investments, LLC	Ownership	100.000	Nationwide Mutual Insurance Company	
0140	Nationwide		31-1580283	4591131			NWD Arena District V, LLC	OH	NIA	NWD Investments, LLC	Ownership	100.000	Nationwide Mutual Insurance Company	
0140	Nationwide		04-3679396	4286848			NWD Asset Management Holdings, Inc.	DE	NIA	NWD Investment Management, Inc.	Ownership	100.000	Nationwide Mutual Insurance Company	
0140	Nationwide		31-1580283	4591328			NWD Athletic Club, LLC	OH	NIA	NWD Investments, LLC	Ownership	100.000	Nationwide Mutual Insurance Company	
0140	Nationwide		31-1580283				NWD Franklinton, LLC	DE	NIA	NWD Investments, LLC	Ownership	100.000	Nationwide Mutual Insurance Company	
0140	Nationwide		31-1636299	4286594			NWD Investment Management, Inc.	DE	NIA	Nationwide Corporation	Ownership	100.000	Nationwide Mutual Insurance Company	
0140	Nationwide		31-1580283	4587965			NWD Investments, LLC	OH	NIA	Nationwide Realty Investors, Ltd.	Ownership	80.000	Nationwide Mutual Insurance Company	
0140	Nationwide		90-0732898	4591430			NW-Dulles, LLC	OH	NIA	NW REI, LLC	Ownership	100.000	Nationwide Mutual Insurance Company	
0140	Nationwide		46-3267884	4595465			NW-Franklin Mills, LLC	OH	NIA	Life Reo Holdings, LLC	Ownership	100.000	Nationwide Mutual Insurance Company	
0140	Nationwide		46-2997049	4591775			NW-Howell Mill, LLC	OH	NIA	NW REI, LLC	Ownership	100.000	Nationwide Mutual Insurance Company	
0140	Nationwide		46-4330384	4750443			NW-Hudnall, LLC	OH	NIA	NW REI, LLC	Ownership	100.000	Nationwide Mutual Insurance Company	
0140	Nationwide		47-2482818				NW-Jasper WAG, LLC	OH	NIA	NW REI, LLC	Ownership	100.000	Nationwide Mutual Insurance Company	
0140	Nationwide		47-1497429				NW-Jefferson, LLC	OH	NIA	NW REI, LLC	Ownership	100.000	Nationwide Mutual Insurance Company	
0140	Nationwide		45-5408178	4591458			NW-Kentwood Towne Center, LLC	OH	NIA	NW REI, LLC	Ownership	100.000	Nationwide Mutual Insurance Company	
0140	Nationwide		46-4857522				NW-Lawrence, LLC	OH	NIA	NW REI, LLC	Ownership	100.000	Nationwide Mutual Insurance Company	
0140	Nationwide		45-5314607	4593461			NW-Lovers Lane, LLC	OH	NIA	NW REI, LLC	Ownership	100.000	Nationwide Mutual Insurance Company	
0140	Nationwide		46-2457568	4591467			NW-Montrose, LLC	OH	NIA	NW REI, LLC	Ownership	100.000	Nationwide Mutual Insurance Company	
0140	Nationwide		45-4630497	4593470			NW-Mueller II, LLC	OH	NIA	NW REI, LLC	Ownership	100.000	Nationwide Mutual Insurance Company	
0140	Nationwide		27-4749848	4591476			NW-Northridge, LLC	OH	NIA	NW REI, LLC	Ownership	100.000	Nationwide Mutual Insurance Company	
0140	Nationwide		46-1089165	4593555			NW-Oakley Station, LLC	OH	NIA	NW REI, LLC	Ownership	100.000	Nationwide Mutual Insurance Company	
0140	Nationwide		46-3888719	4593603			NW-Park 288, LLC	OH	NIA	NW REI, LLC	Ownership	100.000	Nationwide Mutual Insurance Company	
0140	Nationwide		45-5388656	4591485			NW-Park Memorial, LLC	OH	NIA	NW REI, LLC	Ownership	100.000	Nationwide Mutual Insurance Company	
0140	Nationwide		47-1740812				NW-Peachtree, LLC	OH	NIA	NW REI, LLC	Ownership	100.000	Nationwide Mutual Insurance Company	
0140	Nationwide		46-2469044	4591494			NW-Portales, LLC	OH	NIA	NW REI, LLC	Ownership	100.000	Nationwide Mutual Insurance Company	
0140	Nationwide		47-2449044				NW-Promenade at Madison, LLC	OH	NIA	NW REI, LLC	Ownership	100.000	Nationwide Mutual Insurance Company	
0140	Nationwide		45-5159117	4593573			NW-South Park, LLC	OH	NIA	NW REI, LLC	Ownership	100.000	Nationwide Mutual Insurance Company	
0140	Nationwide		27-4749587	4593582			NW-Taylor Farmer Jack, LLC	OH	NIA	NW REI, LLC	Ownership	100.000	Nationwide Mutual Insurance Company	
0140	Nationwide		46-1100378	4591524			NW-Triangle, LLC	OH	NIA	NW REI, LLC	Ownership	100.000	Nationwide Mutual Insurance Company	
0140	Nationwide		46-5764783				NW-Tyson's, LLC	OH	NIA	NW REI, LLC	Ownership	100.000	Nationwide Mutual Insurance Company	
0140	Nationwide		46-1077615	4593591			NW-West Ave., LLC	OH	NIA	NW REI, LLC	Ownership	100.000	Nationwide Mutual Insurance Company	
0140	Nationwide		46-4992444				NW-Windcross, LLC	OH	NIA	NW REI, LLC	Ownership	100.000	Nationwide Mutual Insurance Company	
0140	Nationwide		31-0947092	4590479			OCH Company, LLC	OH	NIA	Nationwide Realty Investors, Ltd.	Ownership	100.000	Nationwide Mutual Insurance Company	
0140	Nationwide		31-0947092	4590442			Ohio Center Hotel Company, Ltd.	OH	NIA	Nationwide Realty Investors, Ltd.	Ownership	56.250	Nationwide Mutual Insurance Company	1
0140	Nationwide		26-0263012				Old Track Street Owners Association	OH	OTH	Other non-Nationwide	n/a		Other non-Nationwide	2
0140	Nationwide	13999	27-1712056	4286914			Olentangy Reinsurance, LLC	VT	IA	Nationwide Life and Annuity Insurance Company	Ownership	100.000	Nationwide Mutual Insurance Company	
0140	Nationwide		47-1923444				On Your Side Nationwide Insurance Agency, Inc.	OH	OTH	Nationwide Mutual Insurance Company	Ownership	100.000	Nationwide Mutual Insurance Company	2
0140	Nationwide			4596462			OYS Fund, LLC	DE	OTH	Nationwide Mutual Insurance Company	Ownership	100.000	Nationwide Mutual Insurance Company	2
0140	Nationwide			4596480			Park 288 Industrial, LLC	TX	NIA	Nationwide Mutual Insurance Company	Investor member / no control	95.000	other non-Nationwide	
0140	Nationwide		31-1486309	4590358			Perimeter A, Ltd	OH	NIA	Nationwide Realty Investors, Ltd.	Ownership	100.000	Nationwide Mutual Insurance Company	
0140	Nationwide		31-1677602	4590488			Pizzuti Properties, LLC	OH	NIA	Nationwide Realty Investors, Ltd.	Ownership	65.000	Nationwide Mutual Insurance Company	
0140	Nationwide		31-1486309	4590291			Polaris A, Ltd.	OH	NIA	Nationwide Realty Investors, Ltd.	Ownership	100.000	Nationwide Mutual Insurance Company	
0140	Nationwide		39-1907217	4287201			Premier Agency, Inc.	IA	NIA	ALLIED Group, Inc.	Ownership	100.000	Nationwide Mutual Insurance Company	

ANNUAL STATEMENT FOR THE YEAR 2014 OF THE FREEDOM SPECIALTY INSURANCE COMPANY

SCHEDULE Y

PART 1A - DETAIL OF INSURANCE HOLDING COMPANY SYSTEM

1	2	3	4	5	6	7	8	9	10	11	12	13	14	15
Group Code	Group Name	NAIC Company Code	ID Number	Federal RSSD	CIK	Name of Securities Exchange if Publicly Traded (U.S. or International)	Names of Parent, Subsidiaries Or Affiliates	Domiciliary Location	Relationship to Reporting Entity	Directly Controlled by (Name of Entity/Person)	Type of Control (Ownership, Board, Management, Attorney-in-Fact, Influence, Other)	If Control is Ownership Provide Percentage	Ultimate Controlling Entity(ies)/Person(s)	*
							Privilege Underwriters Reciprocal Exchange							
4664	Pure	12873	20-8287105	4288253			Privilege Underwriters, Inc.	FL	IA	Other non-Nationwide	n/a		Other non-Nationwide	2
4664	Pure			4288150			Pure Insurance Company	DE	IA	Other non-Nationwide	n/a		Other non-Nationwide	2
4664	Pure	13204	26-3109178	4288226			Pure Risk Management, LLC	FL	IA	Other non-Nationwide	n/a		Other non-Nationwide	2
4664	Pure			4288235			Registered Investment Advisors Services, Inc.	FL	IA	Other non-Nationwide	n/a		Other non-Nationwide	2
0140	Nationwide		75-2938844	4287005				TX	NIA	Nationwide Financial Services, Inc. Nationwide Mutual Fire Insurance Company	Ownership	100.000	Nationwide Mutual Insurance Company	
0140	Nationwide		82-0549218	4288244			Retention Alternatives, Ltd.	BMJ	IA		Ownership	100.000	Nationwide Mutual Insurance Company	1
0140	Nationwide			4595278			Riverview Diversified Opportunities Fund, LLC	DE	OTH	Nationwide Mutual Insurance Company Nationwide Mutual Fire Insurance Company	Ownership		Nationwide Mutual Insurance Company	1
0140	Nationwide			4595278			Riverview Diversified Opportunities Fund, LLC	DE	OTH		Ownership		Nationwide Mutual Insurance Company	1
0140	Nationwide			4595278			Riverview Diversified Opportunities Fund, LLC	DE	OTH		Ownership		Nationwide Mutual Insurance Company	1
0140	Nationwide			4286530			Riverview International Group, Inc.	DE	NIA	NWD Investment Management, Inc.	Ownership	100.000	Nationwide Mutual Insurance Company	
0140	Nationwide			4595287			Riverview Multi Series Fund, LL - Class Event	DE	OTH		Ownership	100.000	Nationwide Mutual Insurance Company	2
0140	Nationwide			4595335			Riverview Multi Series Fund, LL - Class N	DE	OTH		Ownership	100.000	Nationwide Mutual Insurance Company	2
0140	Nationwide			4564032			Riverview Polyphony Fund, LLC	DE	OTH		Ownership	100.000	Nationwide Mutual Insurance Company	2
0140	Nationwide	15580	31-1117969	4288002			Scottsdale Indemnity Company	OH	IA	Nationwide Mutual Insurance Company	Ownership	100.000	Nationwide Mutual Insurance Company	
0140	Nationwide	41297	31-1024978	3091988			Scottsdale Insurance Company	OH	UDP	Nationwide Mutual Insurance Company	Ownership	100.000	Nationwide Mutual Insurance Company	
0140	Nationwide			4287649			Scottsdale Surplus Lines Insurance Company	AZ	IA	Scottsdale Insurance Company	Ownership	100.000	Nationwide Mutual Insurance Company	
0140	Nationwide			4590303			Streets of Toringdon, LLC	OH	NIA	Nationwide Realty Investors, Ltd.	Ownership	100.000	Nationwide Mutual Insurance Company	
0140	Nationwide						The Hideaway Club	CA	OTH	Other non-Nationwide	n/a		Other non-Nationwide	2
0140	Nationwide						The Hideaway Owners Association	CA	OTH	Other non-Nationwide	n/a		Other non-Nationwide	2
0140	Nationwide						The Madison Club	CA	OTH	Other non-Nationwide	n/a		Other non-Nationwide	2
0140	Nationwide						The Madison Club Owners Association	CA	OTH	Other non-Nationwide	n/a		Other non-Nationwide	2
0140	Nationwide			2989882			The Waterfront Partners, LLC	OH	NIA	Nationwide Realty Investors, Ltd.	Ownership	50.000	Nationwide Mutual Insurance Company	1
0140	Nationwide			4287751			THI Holdings (Delaware), Inc.	DE	NIA	Nationwide Mutual Insurance Company	Ownership	100.000	Nationwide Mutual Insurance Company	
0140	Nationwide			4287863			Titan Auto Insurance of New Mexico, Inc.	NM	IA	THI Holdings (Delaware), Inc.	Ownership	100.000	Nationwide Mutual Insurance Company	
0140	Nationwide	13242	74-2286759	4287797			Titan Indemnity Company	TX	IA	THI Holdings (Delaware), Inc.	Ownership	100.000	Nationwide Mutual Insurance Company	
0140	Nationwide	36269	86-0619597	4287845			Titan Insurance Company	MI	IA	Titan Indemnity Company	Ownership	100.000	Nationwide Mutual Insurance Company	
0140	Nationwide			4287890			Titan Insurance Services, Inc.	TX	NIA	THI Holdings (Delaware), Inc.	Ownership	100.000	Nationwide Mutual Insurance Company	
0140	Nationwide			4653196			V.P.I. Services, Inc.	CA	NIA	Veterinary Pet Insurance Company	Ownership	100.000	Nationwide Mutual Insurance Company	
0140	Nationwide	42285	95-3750113	4287685			Veterinary Pet Insurance Company	CA	IA	Scottsdale Insurance Company	Ownership	100.000	Nationwide Mutual Insurance Company	
0140	Nationwide			4287911			Victoria Automobile Insurance Company	OH	IA	Victoria Fire & Casualty Insurance Company	Ownership	100.000	Nationwide Mutual Insurance Company	
0140	Nationwide	42889	34-1394913	4287827			Victoria Fire & Casualty Company	OH	IA	THI Holdings (Delaware), Inc. Victoria Fire & Casualty Insurance Company	Ownership	100.000	Nationwide Mutual Insurance Company	
0140	Nationwide			4287920			Victoria National Insurance Company	OH	IA	Victoria Fire & Casualty Insurance Company	Ownership	100.000	Nationwide Mutual Insurance Company	
0140	Nationwide			4287939			Victoria Select Insurance Company	OH	IA	Victoria Fire & Casualty Insurance Company	Ownership	100.000	Nationwide Mutual Insurance Company	
0140	Nationwide			4287948			Victoria Specialty Insurance Company	OH	IA	Company	Ownership	100.000	Nationwide Mutual Insurance Company	
0140	Nationwide	37150	86-0561941	4287667			Western Heritage Insurance Company	AZ	IA	Scottsdale Insurance Company	Ownership	100.000	Nationwide Mutual Insurance Company	
0140	Nationwide			4613341			Westport Capital Partners II	CT	OTH	Nationwide Defined Benefit Master Trust	Investor member / no control	71.000	other non-Nationwide	2
0140	Nationwide			4590321			Wilson Road Developers, LLC	OH	NIA	Nationwide Realty Investors, Ltd.	Ownership	100.000	Nationwide Mutual Insurance Company	

SCHEDULE Y

PART 1A - DETAIL OF INSURANCE HOLDING COMPANY SYSTEM

1	2	3	4	5	6	7	8	9	10	11	12	13	14	15
Group Code	Group Name	NAIC Company Code	ID Number	Federal RSSD	CIK	Name of Securities Exchange if Publicly Traded (U.S. or International)	Names of Parent, Subsidiaries Or Affiliates	Domi-ciliary Loca-tion	Relation-ship to Reporting Entity	Directly Controlled by (Name of Entity/Person)	Type of Control (Ownership, Board, Management, Attorney-in-Fact, Influence, Other)	If Control is Owner-ship Provide Percen-tage	Ultimate Controlling Entity(ies)/Person(s)	*
...0140 ...	Nationwide	4613323	Zais Zephyr A-4, LLCDE.....OTH.....	Nationwide Life Insurance Company	limited member / no control60.000	other non-Nationwide2

Asterisk	Explanation
1	For the purposes of this schedule, Nationwide presumed control of these entities because they are owned by at least 10% and are not wholly-owned by a Nationwide entity.
2	Other ownership indicates a non-ownership circumstance by a Nationwide entity.

ANNUAL STATEMENT FOR THE YEAR 2014 OF THE FREEDOM SPECIALTY INSURANCE COMPANY

SCHEDULE Y

PART 2 - SUMMARY OF INSURER'S TRANSACTIONS WITH ANY AFFILIATES

1	2	3	4	5	6	7	8	9	10	11	12	13
NAIC Company Code	ID Number	Names of Insurers and Parent, Subsidiaries or Affiliates	Shareholder Dividends	Capital Contributions	Purchases, Sales or Exchanges of Loans, Securities, Real Estate, Mortgage Loans or Other Investments	Income/ (Disbursements) Incurred in Connection with Guarantees or Undertakings for the Benefit of any Affiliate(s)	Management Agreements and Service Contracts	Income/ (Disbursements) Incurred Under Reinsurance Agreements	*	Any Other Material Activity Not in the Ordinary Course of the Insurer's Business	Totals	Reinsurance Recoverable/ (Payable) on Losses and/or Reserve Credit Taken/(Liability)
	26-2451988	1492 Capital, LLC	(56,850,968)	50,473,522							(6,377,446)	
00000	42-0958655	Allied Group, Inc	10,000,000	1,600,000,000							1,610,000,000	
		Allied Holding (Delaware) Inc.	611,000,000	1,286,344,682							1,897,344,682	
10127	27-0114983	Allied Insurance Company Of America		6,000,000					*		6,000,000	
42579	42-1201931	Allied Prop & Cas Ins Co		(847,000)					*		(847,000)	965,789,021
19100	42-6054959	Amco Insurance Company	(172,000,000)	(8,730,000)				(189,011,812)	*		(369,741,812)	1,643,344,072
		BCCS Investment Fund LLC		511,676							511,676	
		CHP New Markets Investment Fund, LLC		4,200							4,200	
29262	74-1061659	Colonial County Mutual Insurance Co										238,045,596
	26-4177534	Cotton Mill Partners LLC	(1,000)	323							(677)	
18961	68-0066866	Crestbrook Insurance Company	(9,000,000)	1,500,000					*		(7,500,000)	18,687,546
42587	42-1207150	Depositors Insurance Company		(423,000)					*		(423,000)	720,341,662
13838	42-0618271	Farmland Mutual Insurance Company							*			35,374,000
22209	75-6013587	Freedom Specialty Insurance Company										148,819,526
23582	41-0417250	Harleysville Insurance Company	(11,000,000)						*		(11,000,000)	331,230,123
10674	23-2864924	Halaysville Insurance Company Of New York										
			(6,000,000)						*		(6,000,000)	361,082,655
00000	51-0241172	Harleysville Group Inc.	(27,000,000)								(27,000,000)	
42900	23-2253669	Harleysville Insurance Company Of New Jersey	(159,000,000)						*		(159,000,000)	292,083,443
14516	38-3198542	Harleysville Lake States Insurance Company	(48,000,000)						*		(48,000,000)	167,706,102
40983	23-2612951	Harleysville Pennland Insurance Company		366,451,294							366,451,294	
35696	23-2384978	Harleysville Preferred Insurance Company	(164,000,000)						*		(164,000,000)	476,626,553
26182	04-1989660	Harleysville Worcester Insurance Company	(196,000,000)						*		(196,000,000)	583,276,375
	31-0871532	Insurance Intermediaries Inc	(10,000,000)								(10,000,000)	
		Leaguers Investment Fund LLC		932,400							932,400	
	20-5976272	Nationwide Alternative Investments, LLC		(24,311)							(24,311)	
11991	38-0865250	National Casualty Company										1,291,161,288
00000	42-1154244	Nationwide Advantage Mortgage Company		10,000,000							10,000,000	
26093	48-0470690	Nationwide Affinity Insurance Company Of America							*			836,185,556
28223	42-1015537	Nationwide Agribusiness Insurance Company							*			1,143,918,919
10723	95-0639970	Nationwide Assurance Company										23,471,277
00000	31-4416546	Nationwide Corporation	(1,083,269)								(1,083,269)	
00000	31-1486870	Nationwide Financial Services, Inc.		53,700,000						(395,000,000)	(341,300,000)	
23760	31-4425763	Nationwide General Insurance Company							*			486,444,371
10070	31-1399201	Nationwide Indemnity Company	(50,000,000)								(50,000,000)	(450,843,753)
25453	95-2130882	Nationwide Insurance Company Of America										877,274,105
10948	31-1613686	Nationwide Insurance Company Of Florida										162,092
92657	31-1000740	Nationwide Life And Annuity Insurance Company		290,000,000							290,000,000	1,394,858,287
66869	31-4156830	Nationwide Life Insurance Company		(343,700,000)						395,000,000	51,300,000	(152,768,788)

ANNUAL STATEMENT FOR THE YEAR 2014 OF THE FREEDOM SPECIALTY INSURANCE COMPANY

SCHEDULE Y












PART 2 - SUMMARY OF INSURER'S TRANSACTIONS WITH ANY AFFILIATES

1	2	3	4	5	6	7	8	9	10	11	12	13
NAIC Company Code	ID Number	Names of Insurers and Parent, Subsidiaries or Affiliates	Shareholder Dividends	Capital Contributions	Purchases, Sales or Exchanges of Loans, Securities, Real Estate, Mortgage Loans or Other Investments	Income/ (Disbursements) Incurred in Connection with Guarantees or Undertakings for the Benefit of any Affiliate(s)	Management Agreements and Service Contracts	Income/ (Disbursements) Incurred Under Reinsurance Agreements	*	Any Other Material Activity Not in the Ordinary Course of the Insurer's Business	Totals	Reinsurance Recoverable/ (Payable) on Losses and/or Reserve Credit Taken/(Liability)
42110	75-1780981	Nationwide Lloyds										44,358,549
		Nationwide Mutual Capital, LLC	(2,264,090)								(2,264,090)	
23779	31-4177110	Nationwide Mutual Fire Ins Company	43,137,052	(5,959,253)					*		37,177,799	(626,906,109)
23787	31-4177100	Nationwide Mutual Ins Company	390,835,308	(3,551,376,419)				506,342,913	*		(2,654,198,198)	(13,732,522,419)
	34-2012765	Nationwide Private Equity Fund, LLC	(60,575,582)	10,806,479							(49,769,103)	
37877	31-0970750	Nationwide Property And Casualty Ins Company						(317,331,101)	*		(317,331,101)	1,423,555,793
00000	31-1486309	Nationwide Realty Investors, Ltd		46,750,000							46,750,000	
	31-4177100	Nationwide Services Co, LLC	(482,000)								(482,000)	
	47-1413242	Nationwide Tax Credit Partners 2014 - C LLC		3,482,198							3,482,198	
	31-1630871	NFS Distributors, Inc.		(46,000,000)							(46,000,000)	
	14-1892640	NHT Xii Tax Credit Fund, LLC		4,016							4,016	
	31-1486309	NTCIF-2011 Georgia State Investor, LLC	(448,058)								(448,058)	
	90-0729552	NTCIF-2011, LLC	(28,085,478)	5,959,253							(22,126,225)	
	26-1903919	NW-Rei, LLC	(14,477,866)	82,138,940							67,661,074	
13999	27-1712056	Olentangy Reinsurance,LLC										(1,242,089,499)
	47-1923444	On Your Side Nationwide Insurance Agency Inc		56,001,000							56,001,000	
		Oys Fund, LLC	(23,000,000)	56,000,000							33,000,000	
	82-0549218	Retention Alternatives, Inc	(15,000,000)								(15,000,000)	
		Riverview Multi Series Fund, LI - Class Event	(704,049)								(704,049)	
15580	31-1117969	Scottsdale Indemnity Company										462,331,570
41297	31-1024978	Scottsdale Insurance Company							*			1,376,514,367
10672	86-0835870	Scottsdale Surplus Lines Insurance Company		30,000,000							30,000,000	16,823,662
13242	74-2286759	Titan Indemnity Insurance Company										152,552,078
36269	86-0619597	Titan Insurance Company										24,965,445
10778	34-1842604	Victoria National Insurance Company							*			1,204
10644	34-1785903	Victoria Auto Insurance Company							*			38,543,924
42889	34-1394913	Victoria Fire & Casualty Insurance Company										
									*			183,107,731
10108	34-1777972	Victoria Select Insurance Company							*			68,179,111
10777	34-1842602	Victoria Specialty Insurance Company							*			41,768,968
42285	95-3750113	Veterinary Pet Ins Co		(3,200,000)							(3,200,000)	(1,196,540)
	33-0160222	V.P.I Services, Inc.		3,200,000							3,200,000	
37150	86-0561941	Western Heritage Insurance Company										337,742,137
9999999 Control Totals									XXX			

ANNUAL STATEMENT FOR THE YEAR 2014 OF THE FREEDOM SPECIALTY INSURANCE COMPANY

SUPPLEMENTAL EXHIBITS AND SCHEDULES INTERROGATORIES

The following supplemental reports are required to be filed as part of your statement filing unless specifically waived by the domiciliary state. However, in the event that your domiciliary state waives the filing requirement, your response of **WAIVED** to the specific interrogatory will be accepted in lieu of filing a "NONE" report and a bar code will be printed below. If the supplement is required of your company but is not being filed for whatever reason enter **SEE EXPLANATION** and provide an explanation following the interrogatory questions.

		Responses
MARCH FILING		
1.	Will an actuarial opinion be filed by March 1?	YES
2.	Will the Supplemental Compensation Exhibit be filed with the state of domicile by March 1?	YES
3.	Will the confidential Risk-based Capital Report be filed with the NAIC by March 1?.....	YES
4.	Will the confidential Risk-based Capital Report be filed with the state of domicile, if required by March 1?.....	YES
APRIL FILING		
5.	Will the Insurance Expense Exhibit be filed with the state of domicile and the NAIC by April 1?	YES
6.	Will Management's Discussion and Analysis be filed by April 1?	YES
7.	Will the Supplemental Investment Risk Interrogatories be filed by April 1?	YES
MAY FILING		
8.	Will this company be included in a combined annual statement which is filed with the NAIC by May 1?	YES
JUNE FILING		
9.	Will an audited financial report be filed by June 1?	YES
10.	Will Accountant's Letter of Qualifications be filed with the state of domicile and electronically with the NAIC by June 1?	YES
AUGUST FILING		
11.	Will Communication of Internal Control Related Matters Noted in Audit be filed with the state of domicile by August 1?	YES
The following supplemental reports are required to be filed as part of your annual statement filing. However, in the event that your company does not transact the type of business for which the special report must be filed, your response of NO to the specific interrogatory will be accepted in lieu of filing a "NONE" report and a bar code will be printed below. If the supplemental is required of your company but is not being filed for whatever reason enter SEE EXPLANATION and provide an explanation following the interrogatory questions.		
MARCH FILING		
12.	Will Schedule SIS (Stockholder Information Supplement) be filed with the state of domicile by March 1?	NO
13.	Will the Financial Guaranty Insurance Exhibit be filed by March 1?.....	NO
14.	Will the Medicare Supplement Insurance Experience Exhibit be filed with the state of domicile and the NAIC by March 1?.....	NO
15.	Will Supplement A to Schedule T (Medical Professional Liability Supplement) be filed by March 1?	YES
16.	Will the Trusteed Surplus Statement be filed with the state of domicile and the NAIC by March 1?	NO
17.	Will the Premiums Attributed to Protected Cells Exhibit be filed by March 1?	NO
18.	Will the Reinsurance Summary Supplemental Filing for General Interrogatory 9 be filed with the state of domicile and the NAIC by March 1?	NO
19.	Will the Medicare Part D Coverage Supplement be filed with the state of domicile and the NAIC by March 1?.....	NO
20.	Will the confidential Actuarial Opinion Summary be filed with the state of domicile, if required, by March 15 (or the date otherwise specified)?.....	YES
21.	Will the Reinsurance Attestation Supplement be filed with the state of domicile and the NAIC by March 1?	YES
22.	Will the Exceptions to the Reinsurance Attestation Supplement be filed with the state of domicile by March 1?	YES
23.	Will the Bail Bond Supplement be filed with the state of domicile and the NAIC by March 1?	NO
24.	Will the Director and Officer Insurance Coverage Supplement be filed with the state of domicile and the NAIC by March 1?	YES
25.	Will an approval from the reporting entity's state of domicile for relief related to the five-year rotation requirement for lead audit partner be filed electronically with the NAIC by March 1?	NO
26.	Will an approval from the reporting entity's state of domicile for relief related to the one-year cooling off period for independent CPA be filed electronically with the NAIC by March 1?	NO
27.	Will an approval from the reporting entity's state of domicile for relief related to the Requirements for Audit Committees be filed electronically with the NAIC by March 1?.....	NO
APRIL FILING		
28.	Will the Credit Insurance Experience Exhibit be filed with the state of domicile and the NAIC by April 1?	NO
29.	Will the Long-term Care Experience Reporting Forms be filed with the state of domicile and the NAIC by April 1?	NO
30.	Will the Accident and Health Policy Experience Exhibit be filed by April 1?	NO
31.	Will the Supplemental Health Care Exhibit (Parts 1, 2 and 3) be filed with the state of domicile and the NAIC by April 1?	NO
32.	Will the regulator only (non-public) Supplemental Health Care Exhibit's Expense Allocation Report be filed with the state of domicile and the NAIC by April 1?	NO
AUGUST FILING		
33.	Will Management's Report of Internal Control Over Financial Reporting be filed with the state of domicile by August 1?	YES
Explanations:		
12.	Interrogatories answered NO will not be filed because the company does not do that type of business.	
13.		
14.		
16.		
17.		
18.		
19.		
23.		
25.		
26.		
27.		
28.		
29.		
30.		
31.		
32.		
Bar Codes:		
12.	SIS Stockholder Information Supplement [Document Identifier 420]	
13.	Financial Guaranty Insurance Exhibit [Document Identifier 240]	
14.	Medicare Supplement Insurance Experience Exhibit [Document Identifier 360]	
16.	Trusteed Surplus Statement [Document Identifier 490]	
17.	Premiums Attributed to Protected Cells [Document Identifier 385]	
18.	Reinsurance Summary Supplemental Filing [Document Identifier 401]	
19.	Medicare Part D Coverage Supplement [Document Identifier 365]	
23.	Bail Bond Supplement [Document Identifier 500]	
25.	Relief from the five-year rotation requirement for lead audit partner [Document Identifier 224]	
26.	Relief from the one-year cooling off period for independent CPA [Document Identifier 225]	
27.	Relief from the Requirements for Audit Committees [Document Identifier 226]	

ANNUAL STATEMENT FOR THE YEAR 2014 OF THE FREEDOM SPECIALTY INSURANCE COMPANY

SUPPLEMENTAL EXHIBITS AND SCHEDULES INTERROGATORIES

28.	Credit Insurance Experience Exhibit [Document Identifier 230]	 2 2 2 0 9 2 0 1 4 2 3 0 0 0 0 0 0
29.	Long-Term Care Experience Reporting Forms [Document Identifier 306]	 2 2 2 0 9 2 0 1 4 3 0 6 0 0 0 0 0
30.	Accident and Health Policy Experience Exhibit [Document Identifier 210]	 2 2 2 0 9 2 0 1 4 2 1 0 0 0 0 0 0
31.	Supplemental Health Care Exhibit (Parts 1, 2 and 3) [Document Identifier 216]	 2 2 2 0 9 2 0 1 4 2 1 6 0 0 0 0 0
32.	Supplemental Health Care Exhibit's Expense Allocation Report [Document Identifier 217]	 2 2 2 0 9 2 0 1 4 2 1 7 0 0 0 0 0

NONE



SUPPLEMENT FOR THE YEAR 2014 OF THE FREEDOM SPECIALTY INSURANCE COMPANY

Designate the type of health care providers reported on this page:
Physicians, including surgeons and osteopaths

SUPPLEMENT "A" TO SCHEDULE T
EXHIBIT OF MEDICAL PROFESSIONAL LIABILITY PREMIUMS WRITTEN
ALLOCATED BY STATES AND TERRITORIES

			1	2	Direct Losses Paid		5	Direct Losses Unpaid		8
			Direct Premiums Written	Direct Premiums Earned	3	4	Direct Losses Incurred	6	7	Direct Losses Incurred But Not Reported
States, etc.					Amount	Number of Claims		Amount Reported	Number of Claims	
1.	Alabama	AL	7,065	6,771			1,587			1,587
2.	Alaska	AK								
3.	Arizona	AZ								
4.	Arkansas	AR								
5.	California	CA	1,939,031	1,942,732	245,250	1	548,797	774,501	1	919,666
6.	Colorado	CO								
7.	Connecticut	CT								
8.	Delaware	DE								
9.	District of Columbia	DC								
10.	Florida	FL								
11.	Georgia	GA								
12.	Hawaii	HI								
13.	Idaho	ID								
14.	Illinois	IL								
15.	Indiana	IN								
16.	Iowa	IA								
17.	Kansas	KS								
18.	Kentucky	KY								
19.	Louisiana	LA								
20.	Maine	ME								
21.	Maryland	MD								
22.	Massachusetts	MA	5,274	1,099			258			258
23.	Michigan	MI	1,148,913	1,072,988	185,000	1	184,409	30,000	1	394,969
24.	Minnesota	MN								
25.	Mississippi	MS								
26.	Missouri	MO	19,843	18,714			(37)			10,458
27.	Montana	MT								
28.	Nebraska	NE								
29.	Nevada	NV								
30.	New Hampshire	NH								
31.	New Jersey	NJ	729,386	566,476			131,651			134,802
32.	New Mexico	NM								
33.	New York	NY								
34.	North Carolina	NC								
35.	North Dakota	ND								
36.	Ohio	OH	127,951	195,531			53,194	92,500	1	91,470
37.	Oklahoma	OK								
38.	Oregon	OR								
39.	Pennsylvania	PA	552,171	439,343	80,000	1	120,428	105,000	1	205,802
40.	Rhode Island	RI								
41.	South Carolina	SC								
42.	South Dakota	SD								
43.	Tennessee	TN								
44.	Texas	TX								
45.	Utah	UT	189,580	154,086			36,112			36,112
46.	Vermont	VT								
47.	Virginia	VA								
48.	Washington	WA	22,661	20,778			2,952			7,897
49.	West Virginia	WV								
50.	Wisconsin	WI								
51.	Wyoming	WY								
52.	American Samoa	AS								
53.	Guam	GU								
54.	Puerto Rico	PR								
55.	U.S. Virgin Islands	VI								
56.	Northern Mariana Islands	MP								
57.	Canada	CAN								
58.	Aggregate other alien	OT								
59.	Total		4,741,875	4,418,518	510,250	3	1,079,351	1,002,001	4	1,803,021
DETAILS OF WRITE-INS										
58001.										
58002.										
58003.										
58998.	Summary of remaining write-ins for Line 58 from overflow page									
58999.	Totals (Lines 58001 thru 58003 plus 58998)(Line 58 above)									



Designate the type of health care
providers reported on this page:
Hospitals

SUPPLEMENT "A" TO SCHEDULE T
EXHIBIT OF MEDICAL PROFESSIONAL LIABILITY PREMIUMS WRITTEN
ALLOCATED BY STATES AND TERRITORIES

	1	2	Direct Losses Paid		5	Direct Losses Unpaid		8
			3	4		6	7	
States, etc.	Direct Premiums Written	Direct Premiums Earned	Amount	Number of Claims	Direct Losses Incurred	Amount Reported	Number of Claims	Direct Losses Incurred But Not Reported
1. Alabama.....AL								
2. Alaska.....AK								
3. Arizona.....AZ								
4. Arkansas.....AR								
5. California.....CA								
6. Colorado.....CO								
7. Connecticut.....CT								
8. Delaware.....DE								
9. District of Columbia.....DC								
10. Florida.....FL								
11. Georgia.....GA								
12. Hawaii.....HI								
13. Idaho.....ID								
14. Illinois.....IL								
15. Indiana.....IN								
16. Iowa.....IA								
17. Kansas.....KS								
18. Kentucky.....KY								
19. Louisiana.....LA								
20. Maine.....ME								
21. Maryland.....MD								
22. Massachusetts.....MA								
23. Michigan.....MI								
24. Minnesota.....MN								
25. Mississippi.....MS								
26. Missouri.....MO								
27. Montana.....MT								
28. Nebraska.....NE								
29. Nevada.....NV								
30. New Hampshire.....NH								
31. New Jersey.....NJ								
32. New Mexico.....NM								
33. New York.....NY								
34. North Carolina.....NC								
35. North Dakota.....ND								
36. Ohio.....OH								
37. Oklahoma.....OK								
38. Oregon.....OR								
39. Pennsylvania.....PA								
40. Rhode Island.....RI								
41. South Carolina.....SC								
42. South Dakota.....SD								
43. Tennessee.....TN								
44. Texas.....TX								
45. Utah.....UT								
46. Vermont.....VT								
47. Virginia.....VA								
48. Washington.....WA								
49. West Virginia.....WV								
50. Wisconsin.....WI								
51. Wyoming.....WY								
52. American Samoa.....AS								
53. Guam.....GU								
54. Puerto Rico.....PR								
55. U.S. Virgin Islands.....VI								
56. Northern Mariana Islands.....MP								
57. Canada.....CAN								
58. Aggregate other alien.....OT								
59. Total								
DETAILS OF WRITE-INS								
58001.								
58002.								
58003.								
58998. Summary of remaining write-ins for Line 58 from overflow page.....								
58999. Totals (Lines 58001 thru 58003 plus 58998)(Line 58 above)								

NONE



Designate the type of health care providers reported on this page:
Other health care professionals, including dentists, chiropractors, and podiatrists

SUPPLEMENT "A" TO SCHEDULE T
EXHIBIT OF MEDICAL PROFESSIONAL LIABILITY PREMIUMS WRITTEN
ALLOCATED BY STATES AND TERRITORIES

	1	2	Direct Losses Paid		5	Direct Losses Unpaid		8
			3	4		6	7	
States, etc.	Direct Premiums Written	Direct Premiums Earned	Amount	Number of Claims	Direct Losses Incurred	Amount Reported	Number of Claims	Direct Losses Incurred But Not Reported
1. Alabama.....AL								
2. Alaska.....AK								
3. Arizona.....AZ								
4. Arkansas.....AR								
5. California.....CA								
6. Colorado.....CO								
7. Connecticut.....CT								
8. Delaware.....DE								
9. District of Columbia.....DC								
10. Florida.....FL								
11. Georgia.....GA								
12. Hawaii.....HI								
13. Idaho.....ID								
14. Illinois.....IL								
15. Indiana.....IN								
16. Iowa.....IA								
17. Kansas.....KS								
18. Kentucky.....KY								
19. Louisiana.....LA								
20. Maine.....ME								
21. Maryland.....MD								
22. Massachusetts.....MA								
23. Michigan.....MI								
24. Minnesota.....MN								
25. Mississippi.....MS								
26. Missouri.....MO								
27. Montana.....MT								
28. Nebraska.....NE								
29. Nevada.....NV								
30. New Hampshire.....NH								
31. New Jersey.....NJ								
32. New Mexico.....NM								
33. New York.....NY								
34. North Carolina.....NC								
35. North Dakota.....ND								
36. Ohio.....OH								
37. Oklahoma.....OK								
38. Oregon.....OR								
39. Pennsylvania.....PA								
40. Rhode Island.....RI								
41. South Carolina.....SC								
42. South Dakota.....SD								
43. Tennessee.....TN								
44. Texas.....TX								
45. Utah.....UT								
46. Vermont.....VT								
47. Virginia.....VA								
48. Washington.....WA								
49. West Virginia.....WV								
50. Wisconsin.....WI								
51. Wyoming.....WY								
52. American Samoa.....AS								
53. Guam.....GU								
54. Puerto Rico.....PR								
55. U.S. Virgin Islands.....VI								
56. Northern Mariana Islands.....MP								
57. Canada.....CAN								
58. Aggregate other alien.....OT								
59. Total								
DETAILS OF WRITE-INS								
58001.								
58002.								
58003.								
58998. Summary of remaining write-ins for Line 58 from overflow page.....								
58999. Totals (Lines 58001 thru 58003 plus 58998)(Line 58 above)								

NONE



SUPPLEMENT FOR THE YEAR 2014 OF THE FREEDOM SPECIALTY INSURANCE COMPANY

Designate the type of health care providers reported on this page:
Other health care facilities

SUPPLEMENT "A" TO SCHEDULE T
EXHIBIT OF MEDICAL PROFESSIONAL LIABILITY PREMIUMS WRITTEN
ALLOCATED BY STATES AND TERRITORIES

	1	2	Direct Losses Paid		5	Direct Losses Unpaid		8
			3	4		6	7	
States, etc.	Direct Premiums Written	Direct Premiums Earned	Amount	Number of Claims	Direct Losses Incurred	Amount Reported	Number of Claims	Direct Losses Incurred But Not Reported
1. Alabama.....AL								
2. Alaska.....AK								
3. Arizona.....AZ								
4. Arkansas.....AR								
5. California.....CA								
6. Colorado.....CO								
7. Connecticut.....CT								
8. Delaware.....DE								
9. District of Columbia.....DC								
10. Florida.....FL								
11. Georgia.....GA								
12. Hawaii.....HI								
13. Idaho.....ID								
14. Illinois.....IL								
15. Indiana.....IN								
16. Iowa.....IA								
17. Kansas.....KS								
18. Kentucky.....KY								
19. Louisiana.....LA								
20. Maine.....ME								
21. Maryland.....MD								
22. Massachusetts.....MA								
23. Michigan.....MI								
24. Minnesota.....MN								
25. Mississippi.....MS								
26. Missouri.....MO								
27. Montana.....MT								
28. Nebraska.....NE								
29. Nevada.....NV								
30. New Hampshire.....NH								
31. New Jersey.....NJ								
32. New Mexico.....NM								
33. New York.....NY								
34. North Carolina.....NC								
35. North Dakota.....ND								
36. Ohio.....OH								
37. Oklahoma.....OK								
38. Oregon.....OR								
39. Pennsylvania.....PA								
40. Rhode Island.....RI								
41. South Carolina.....SC								
42. South Dakota.....SD								
43. Tennessee.....TN								
44. Texas.....TX								
45. Utah.....UT								
46. Vermont.....VT								
47. Virginia.....VA								
48. Washington.....WA								
49. West Virginia.....WV								
50. Wisconsin.....WI								
51. Wyoming.....WY								
52. American Samoa.....AS								
53. Guam.....GU								
54. Puerto Rico.....PR								
55. U.S. Virgin Islands.....VI								
56. Northern Mariana Islands.....MP								
57. Canada.....CAN								
58. Aggregate other alien.....OT								
59. Total								
DETAILS OF WRITE-INS								
58001.								
58002.								
58003.								
58998. Summary of remaining write-ins for Line 58 from overflow page.....								
58999. Totals (Lines 58001 thru 58003 plus 58998)(Line 58 above)								

NONE



SUPPLEMENT FOR THE YEAR 2014 OF THE FREEDOM SPECIALTY INSURANCE COMPANY

DIRECTOR AND OFFICER INSURANCE COVERAGE SUPPLEMENT

For The Year Ended December 31, 2014
(To Be Filed by March 1)

NAIC Group Code 0140 NAIC Company Code 22209

Company Name FREEDOM SPECIALTY INSURANCE COMPANY

If the reporting entity writes any director and officer (D&O) business, please provide the following:

1. Monoline Policies

Direct Premiums		Direct Losses		Direct Defense and Cost Containment		Percentage of In Force Policies	
1 Written	2 Earned	3 Paid	4 Incurred	5 Paid	6 Incurred	7 Claims Made	8 Occurrence
\$ 86,092,275	\$ 74,710,280	\$	\$ 21,252,880	\$ 121,349	\$ 2,407,017	100.0 %	%

2. Commercial Multiple Peril (CMP) Packaged Policies

2.1 Does the reporting entity provide D&O liability coverage as part of a CMP packaged policy? Yes [] No [X]

2.2 Can the direct premium earned for D&O liability coverage provided as part of a CMP packaged policy be quantified or estimated? Yes [] No [X]

2.3 If the answer to question 2.2 is yes, provide the quantified or estimated direct premium earned amount for D&O liability coverage in CMP packaged policies

2.31 Amount quantified:\$

2.32 Amount estimated using reasonable assumptions:\$

2.4 If the answer to question 2.1 is yes, please provide the following:

Direct Losses		Direct Defense and Cost Containment		Percentage of In Force Policies	
1 Paid	2 Paid + Change in Case Reserves	3 Paid	4 Paid + Change in Case Reserves	5 Claims Made	6 Occurrence
\$	\$	\$	\$	%	%

ALPHABETICAL INDEX

ANNUAL STATEMENT BLANK

Assets	2
Cash Flow	5
Exhibit of Capital Gains (Losses)	12
Exhibit of Net Investment Income	12
Exhibit of Nonadmitted Assets	13
Exhibit of Premiums and Losses (State Page)	19
Five-Year Historical Data	17
General Interrogatories	15
Jurat Page	1
Liabilities, Surplus and Other Funds	3
Notes To Financial Statements	14
Overflow Page For Write-ins	100
Schedule A - Part 1	E01
Schedule A - Part 2	E02
Schedule A - Part 3	E03
Schedule A - Verification Between Years	SI02
Schedule B - Part 1	E04
Schedule B - Part 2	E05
Schedule B - Part 3	E06
Schedule B - Verification Between Years	SI02
Schedule BA - Part 1	E07
Schedule BA - Part 2	E08
Schedule BA - Part 3	E09
Schedule BA - Verification Between Years	SI03
Schedule D - Part 1	E10
Schedule D - Part 1A - Section 1	SI05
Schedule D - Part 1A - Section 2	SI08
Schedule D - Part 2 - Section 1	E11
Schedule D - Part 2 - Section 2	E12
Schedule D - Part 3	E13
Schedule D - Part 4	E14
Schedule D - Part 5	E15
Schedule D - Part 6 - Section 1	E16
Schedule D - Part 6 - Section 2	E16
Schedule D - Summary By Country	SI04
Schedule D - Verification Between Years	SI03
Schedule DA - Part 1	E17
Schedule DA - Verification Between Years	SI10
Schedule DB - Part A - Section 1	E18
Schedule DB - Part A - Section 2	E19
Schedule DB - Part A - Verification Between Years	SI11
Schedule DB - Part B - Section 1	E20
Schedule DB - Part B - Section 2	E21
Schedule DB - Part B - Verification Between Years	SI11
Schedule DB - Part C - Section 1	SI12
Schedule DB - Part C - Section 2	SI13
Schedule DB - Part D - Section 1	E22
Schedule DB - Part D - Section 2	E23
Schedule DB - Verification	SI14
Schedule DL - Part 1	E24
Schedule DL - Part 2	E25
Schedule E - Part 1 - Cash	E26
Schedule E - Part 2 - Cash Equivalents	E27
Schedule E - Part 3 - Special Deposits	E28
Schedule E - Verification Between Years	SI15
Schedule F - Part 1	20
Schedule F - Part 2	21
Schedule F - Part 3	22
Schedule F - Part 4	23
Schedule F - Part 5	24
Schedule F - Part 6 - Section 1	25
Schedule F - Part 6 - Section 2	26
Schedule F - Part 7	27
Schedule F - Part 8	28
Schedule F - Part 9	29

ANNUAL STATEMENT BLANK (Continued)

Schedule H - Accident and Health Exhibit - Part 1	30
Schedule H - Part 2, Part 3 and 4	31
Schedule H - Part 5 - Health Claims	32
Schedule P - Part 1 - Summary	33
Schedule P - Part 1A - Homeowners/Farmowners	35
Schedule P - Part 1B - Private Passenger Auto Liability/Medical	36
Schedule P - Part 1C - Commercial Auto/Truck Liability/Medical	37
Schedule P - Part 1D - Workers' Compensation (Excluding Excess Workers' Compensation)	38
Schedule P - Part 1E - Commercial Multiple Peril	39
Schedule P - Part 1F - Section 1 - Medical Professional Liability - Occurrence	40
Schedule P - Part 1F - Section 2 - Medical Professional Liability - Claims-Made	41
Schedule P - Part 1G - Special Liability (Ocean, Marine, Aircraft (All Perils), Boiler and Machinery)	42
Schedule P - Part 1H - Section 1 - Other Liability - Occurrence	43
Schedule P - Part 1H - Section 2 - Other Liability - Claims-Made	44
Schedule P - Part 1I - Special Property (Fire, Allied Lines, Inland Marine, Earthquake, Burglary & Theft)	45
Schedule P - Part 1J - Auto Physical Damage	46
Schedule P - Part 1K - Fidelity/Surety	47
Schedule P - Part 1L - Other (Including Credit, Accident and Health)	48
Schedule P - Part 1M - International	49
Schedule P - Part 1N - Reinsurance - Nonproportional Assumed Property	50
Schedule P - Part 1O - Reinsurance - Nonproportional Assumed Liability	51
Schedule P - Part 1P - Reinsurance - Nonproportional Assumed Financial Lines	52
Schedule P - Part 1R - Section 1 - Products Liability - Occurrence	53
Schedule P - Part 1R - Section 2 - Products Liability - Claims-Made	54
Schedule P - Part 1S - Financial Guaranty/Mortgage Guaranty	55
Schedule P - Part 1T - Warranty	56
Schedule P - Part 2, Part 3 and Part 4 - Summary	34
Schedule P - Part 2A - Homeowners/Farmowners	57
Schedule P - Part 2B - Private Passenger Auto Liability/Medical	57
Schedule P - Part 2C - Commercial Auto/Truck Liability/Medical	57
Schedule P - Part 2D - Workers' Compensation (Excluding Excess Workers' Compensation)	57
Schedule P - Part 2E - Commercial Multiple Peril	57
Schedule P - Part 2F - Section 1 - Medical Professional Liability - Occurrence	58
Schedule P - Part 2F - Section 2 - Medical Professional Liability - Claims-Made	58
Schedule P - Part 2G - Special Liability (Ocean Marine, Aircraft (All Perils), Boiler and Machinery)	58
Schedule P - Part 2H - Section 1 - Other Liability - Occurrence	58
Schedule P - Part 2H - Section 2 - Other Liability - Claims-Made	58
Schedule P - Part 2I - Special Property (Fire, Allied Lines, Inland Marine, Earthquake, Burglary, and Theft)	59
Schedule P - Part 2J - Auto Physical Damage	59
Schedule P - Part 2K - Fidelity, Surety	59
Schedule P - Part 2L - Other (Including Credit, Accident and Health)	59
Schedule P - Part 2M - International	59
Schedule P - Part 2N - Reinsurance - Nonproportional Assumed Property	60
Schedule P - Part 2O - Reinsurance - Nonproportional Assumed Liability	60
Schedule P - Part 2P - Reinsurance - Nonproportional Assumed Financial Lines	60
Schedule P - Part 2R - Section 1 - Products Liability - Occurrence	61
Schedule P - Part 2R - Section 2 - Products Liability - Claims-Made	61
Schedule P - Part 2S - Financial Guaranty/Mortgage Guaranty	61
Schedule P - Part 2T - Warranty	61
Schedule P - Part 3A - Homeowners/Farmowners	62
Schedule P - Part 3B - Private Passenger Auto Liability/Medical	62
Schedule P - Part 3C - Commercial Auto/Truck Liability/Medical	62
Schedule P - Part 3D - Workers' Compensation (Excluding Excess Workers' Compensation)	62
Schedule P - Part 3E - Commercial Multiple Peril	62
Schedule P - Part 3F - Section 1 - Medical Professional Liability - Occurrence	63
Schedule P - Part 3F - Section 2 - Medical Professional Liability - Claims-Made	63
Schedule P - Part 3G - Special Liability (Ocean Marine, Aircraft (All Perils), Boiler and Machinery)	63
Schedule P - Part 3H - Section 1 - Other Liability - Occurrence	63
Schedule P - Part 3H - Section 2 - Other Liability - Claims-Made	63
Schedule P - Part 3I - Special Property (Fire, Allied Lines, Inland Marine, Earthquake, Burglary, and Theft)	64
Schedule P - Part 3J - Auto Physical Damage	64
Schedule P - Part 3K - Fidelity/Surety	64
Schedule P - Part 3L - Other (Including Credit, Accident and Health)	64
Schedule P - Part 3M - International	64
Schedule P - Part 3N - Reinsurance - Nonproportional Assumed Property	65
Schedule P - Part 3O - Reinsurance - Nonproportional Assumed Liability	65
Schedule P - Part 3P - Reinsurance - Nonproportional Assumed Financial Lines	65
Schedule P - Part 3R - Section 1 - Products Liability - Occurrence	66
Schedule P - Part 3R - Section 2 - Products Liability - Claims-Made	66
Schedule P - Part 3S - Financial Guaranty/Mortgage Guaranty	66
Schedule P - Part 3T - Warranty	66

ANNUAL STATEMENT BLANK (Continued)

Schedule P - Part 4A - Homeowners/Farmowners	67
Schedule P - Part 4B - Private Passenger Auto Liability/Medical	67
Schedule P - Part 4C - Commercial Auto/Truck Liability/Medical	67
Schedule P - Part 4D - Workers' Compensation (Excluding Excess Workers' Compensation)	67
Schedule P - Part 4E - Commercial Multiple Peril	67
Schedule P - Part 4F - Section 1 - Medical Professional Liability - Occurrence	68
Schedule P - Part 4F - Section 2 - Medical Professional Liability - Claims-Made	68
Schedule P - Part 4G - Special Liability (Ocean Marine, Aircraft (All Perils), Boiler and Machinery)	68
Schedule P - Part 4H - Section 1 - Other Liability - Occurrence	68
Schedule P - Part 4H - Section 2 - Other Liability - Claims-Made	68
Schedule P - Part 4I - Special Property (Fire, Allied Lines, Inland Marine, Earthquake, Burglary and Theft)	69
Schedule P - Part 4J - Auto Physical Damage	69
Schedule P - Part 4K - Fidelity/Surety	69
Schedule P - Part 4L - Other (Including Credit, Accident and Health)	69
Schedule P - Part 4M - International	69
Schedule P - Part 4N - Reinsurance - Nonproportional Assumed Property	70
Schedule P - Part 4O - Reinsurance - Nonproportional Assumed Liability	70
Schedule P - Part 4P - Reinsurance - Nonproportional Assumed Financial Lines	70
Schedule P - Part 4R - Section 1 - Products Liability - Occurrence	71
Schedule P - Part 4R - Section 2 - Products Liability - Claims-Made	71
Schedule P - Part 4S - Financial Guaranty/Mortgage Guaranty	71
Schedule P - Part 4T - Warranty	71
Schedule P - Part 5A - Homeowners/Farmowners	72
Schedule P - Part 5B - Private Passenger Auto Liability/Medical	73
Schedule P - Part 5C - Commercial Auto/Truck Liability/Medical	74
Schedule P - Part 5D - Workers' Compensation (Excluding Excess Workers' Compensation)	75
Schedule P - Part 5E - Commercial Multiple Peril	76
Schedule P - Part 5F - Medical Professional Liability - Claims-Made	78
Schedule P - Part 5F - Medical Professional Liability - Occurrence	77
Schedule P - Part 5H - Other Liability - Claims-Made	80
Schedule P - Part 5H - Other Liability - Occurrence	79
Schedule P - Part 5R - Products Liability - Claims-Made	82
Schedule P - Part 5R - Products Liability - Occurrence	81
Schedule P - Part 5T - Warranty	83
Schedule P - Part 6C - Commercial Auto/Truck Liability/Medical	84
Schedule P - Part 6D - Workers' Compensation (Excluding Excess Workers' Compensation)	84
Schedule P - Part 6E - Commercial Multiple Peril	85
Schedule P - Part 6H - Other Liability - Claims-Made	86
Schedule P - Part 6H - Other Liability - Occurrence	85
Schedule P - Part 6M - International	86
Schedule P - Part 6N - Reinsurance - Nonproportional Assumed Property	87
Schedule P - Part 6O - Reinsurance - Nonproportional Assumed Liability	87
Schedule P - Part 6R - Products Liability - Claims-Made	88
Schedule P - Part 6R - Products Liability - Occurrence	88
Schedule P - Part 7A - Primary Loss Sensitive Contracts	89
Schedule P - Part 7B - Reinsurance Loss Sensitive Contracts	91
Schedule P Interrogatories	93
Schedule T - Exhibit of Premiums Written	94
Schedule T - Part 2 - Interstate Compact	95
Schedule Y - Information Concerning Activities of Insurer Members of a Holding Company Group	96
Schedule Y - Part 1A - Detail of Insurance Holding Company System	97
Schedule Y - Part 2 - Summary of Insurer's Transactions With Any Affiliates	98
Statement of Income	4
Summary Investment Schedule	SI01
Supplemental Exhibits and Schedules Interrogatories	99
Underwriting and Investment Exhibit Part 1	6
Underwriting and Investment Exhibit Part 1A	7
Underwriting and Investment Exhibit Part 1B	8
Underwriting and Investment Exhibit Part 2	9
Underwriting and Investment Exhibit Part 2A	10
Underwriting and Investment Exhibit Part 3	11