



PROPERTY AND CASUALTY COMPANIES - ASSOCIATION EDITION

ANNUAL STATEMENT  
FOR THE YEAR ENDED DECEMBER 31, 2014  
OF THE CONDITION AND AFFAIRS OF THE

Bristol West Insurance Company

NAIC Group Code	0069 (Current)	0212 (Prior)	NAIC Company Code	19658	Employer's ID Number	38-1865162
Organized under the Laws of	Ohio			State of Domicile or Port of Entry		OH
Country of Domicile	United States of America					
Incorporated/Organized	02/09/1968			Commenced Business 06/10/1968		
Statutory Home Office	Rockside Center III 5990 West Creek Road (Street and Number)			Independence , OH, US 44131 (City or Town, State, Country and Zip Code)		
Main Administrative Office	900 S. Pine Island Rd. Suite 600 (Street and Number)					
	Plantation , FL, US 33324 (City or Town, State, Country and Zip Code)			888-888-0080 (Area Code) (Telephone Number)		
Mail Address	900 S. Pine Island Rd. Suite 600 (Street and Number or P.O. Box)			Plantation , FL, US 33324 (City or Town, State, Country and Zip Code)		
Primary Location of Books and Records	900 S. Pine Island Rd. Suite 600 (Street and Number)					
	Plantation , FL, US 33324 (City or Town, State, Country and Zip Code)			888-888-0080 (Area Code) (Telephone Number)		
Internet Website Address	www.bristolwest.com					
Statutory Statement Contact	Maria Eugenia Aguilera (Name)			888-888-0080 (Area Code) (Telephone Number)		
	mary.aguilera@bristolwest.com (E-mail Address)			954-316-5218 (FAX Number)		

OFFICERS

President	Timothy Martin Madden	Treasurer	Maria Eugenia Aguilera
Secretary	Martin Robert Brown		

OTHER

Victoria Louise McCarthy #	Ronald Gregory Myhan	Karyn Leigh Williams
Todd Michael Williams		

DIRECTORS OR TRUSTEES

Kenneth Wayne Bentley	Timothy Martin Madden	Ronald Lee Marrone #
Ronald Gregory Myhan	Donald Eugene Rodriguez	John Tsu-Chao Wuo

State of Florida  
County of Broward  
SS:

The officers of this reporting entity being duly sworn, each depose and say that they are the described officers of said reporting entity, and that on the reporting period stated above, all of the herein described assets were the absolute property of the said reporting entity, free and clear from any liens or claims thereon, except as herein stated, and that this statement, together with related exhibits, schedules and explanations therein contained, annexed or referred to, is a full and true statement of all the assets and liabilities and of the condition and affairs of the said reporting entity as of the reporting period stated above, and of its income and deductions therefrom for the period ended, and have been completed in accordance with the NAIC Annual Statement Instructions and Accounting Practices and Procedures manual except to the extent that: (1) state law may differ; or, (2) that state rules or regulations require differences in reporting not related to accounting practices and procedures, according to the best of their information, knowledge and belief, respectively. Furthermore, the scope of this attestation by the described officers also includes the related corresponding electronic filing with the NAIC, when required, that is an exact copy (except for formatting differences due to electronic filing) of the enclosed statement. The electronic filing may be requested by various regulators in lieu of or in addition to the enclosed statement.

Timothy M. Madden President	Martin R. Brown Secretary	Maria E. Aguilera Treasurer
Subscribed and sworn to before me this 25th day of February, 2015		
Nancy Becker Notary Public 10/22/2017		
a. Is this an original filing? ..... b. If no, 1. State the amendment number..... 2. Date filed ..... 3. Number of pages attached.....		
Yes [ X ] No [ ]		



ANNUAL STATEMENT FOR THE YEAR 2014 OF THE Bristol West Insurance Company

EXHIBIT OF PREMIUMS AND LOSSES (Statutory Page 14)

NAIC Group Code 0069 BUSINESS IN THE STATE OF Alabama DURING THE YEAR 2014 NAIC Company Code 19658

Line of Business		Gross Premiums, Including Policy and Membership Fees, Less Return Premiums and Premiums on Policies not Taken		3 Dividends Paid or Credited to Policyholders on Direct Business	4 Direct Unearned Premium Reserves	5 Direct Losses Paid (deducting salvage)	6 Direct Losses Incurred	7 Direct Losses Unpaid	8 Direct Defense and Cost Containment Expense Paid	9 Direct Defense and Cost Containment Expense Incurred	10 Direct Defense and Cost Containment Expense Unpaid	11 Commissions and Brokerage Expenses	12 Taxes, Licenses and Fees
		1 Direct Premiums Written	2 Direct Premiums Earned										
1.	Fire .....												
2.1	Allied lines .....												
2.2	Multiple peril crop .....												
2.3	Federal flood .....												
2.4	Private crop .....												
3.	Farmowners multiple peril .....												
4.	Homeowners multiple peril .....												
5.1	Commercial multiple peril (non-liability portion) .....												
5.2	Commercial multiple peril (liability portion) .....												
6.	Mortgage guaranty .....												
8.	Ocean marine .....												
9.	Inland marine .....												
10.	Financial guaranty .....												
11.	Medical professional liability .....												
12.	Earthquake .....												
13.	Group accident and health (b) .....												
14.	Credit accident and health (group and individual) .....												
15.1	Collectively renewable accident and health (b) .....												
15.2	Non-cancelable accident and health(b) .....												
15.3	Guaranteed renewable accident and health(b) .....												
15.4	Non-renewable for stated reasons only (b) .....												
15.5	Other accident only .....												
15.6	Medicare Title XVIII exempt from state taxes or fees .....												
15.7	All other accident and health (b) .....												
15.8	Federal employees health benefits plan premium (b) .....												
16.	Workers' compensation .....												
17.1	Other Liability - occurrence .....												
17.2	Other Liability - claims made .....												
17.3	Excess workers' compensation .....												
18.	Products liability .....												
19.1	Private passenger auto no-fault (personal injury protection) .....												
19.2	Other private passenger auto liability .....	4,143,189	4,211,421		942,562	2,518,453	1,835,761	1,768,262	71,079	(12,265)	93,854	406,311	209,687
19.3	Commercial auto no-fault (personal injury protection) .....												
19.4	Other commercial auto liability .....												
21.1	Private passenger auto physical damage .....	1,755,964	1,854,609		418,933	888,291	854,315	91,974	717	(34)	477	183,204	86,775
21.2	Commercial auto physical damage .....												
22.	Aircraft (all perils) .....												
23.	Fidelity .....												
24.	Surety .....												
26.	Burglary and theft .....												
27.	Boiler and machinery .....												
28.	Credit .....												
30.	Warranty .....												
34.	Aggregate write-ins for other lines of business .....												
35.	TOTALS (a) .....	5,899,153	6,066,029		1,361,495	3,406,744	2,690,077	1,860,236	71,796	(12,299)	94,331	589,515	296,462
DETAILS OF WRITE-INS													
3401.	.....												
3402.	.....												
3403.	.....												
3498.	Summary of remaining write-ins for Line 34 from overflow page .....												
3499.	Totals (Lines 3401 thru 3403 plus 3498)(Line 34 above) .....												

(a) Finance and service charges not included in Lines 1 to 35 \$ 304,475  
(b) For health business on indicated lines report: Number of persons insured under PPO managed care products ..... and number of persons insured under indemnity only products .....



ANNUAL STATEMENT FOR THE YEAR 2014 OF THE Bristol West Insurance Company

EXHIBIT OF PREMIUMS AND LOSSES (Statutory Page 14)

NAIC Group Code 0069 BUSINESS IN THE STATE OF Arizona DURING THE YEAR 2014 NAIC Company Code 19658

Line of Business		Gross Premiums, Including Policy and Membership Fees, Less Return Premiums and Premiums on Policies not Taken		3 Dividends Paid or Credited to Policyholders on Direct Business	4 Direct Unearned Premium Reserves	5 Direct Losses Paid (deducting salvage)	6 Direct Losses Incurred	7 Direct Losses Unpaid	8 Direct Defense and Cost Containment Expense Paid	9 Direct Defense and Cost Containment Expense Incurred	10 Direct Defense and Cost Containment Expense Unpaid	11 Commissions and Brokerage Expenses	12 Taxes, Licenses and Fees
		1 Direct Premiums Written	2 Direct Premiums Earned										
1.	Fire .....												
2.1	Allied lines .....												
2.2	Multiple peril crop .....												
2.3	Federal flood .....												
2.4	Private crop .....												
3.	Farmowners multiple peril .....												
4.	Homeowners multiple peril .....												
5.1	Commercial multiple peril (non-liability portion) .....												
5.2	Commercial multiple peril (liability portion) .....												
6.	Mortgage guaranty .....												
8.	Ocean marine .....												
9.	Inland marine .....												
10.	Financial guaranty .....												
11.	Medical professional liability .....												
12.	Earthquake .....												
13.	Group accident and health (b) .....												
14.	Credit accident and health (group and individual) .....												
15.1	Collectively renewable accident and health (b) .....												
15.2	Non-cancelable accident and health(b) .....												
15.3	Guaranteed renewable accident and health(b) .....												
15.4	Non-renewable for stated reasons only (b) .....												
15.5	Other accident only .....												
15.6	Medicare Title XVIII exempt from state taxes or fees .....												
15.7	All other accident and health (b) .....												
15.8	Federal employees health benefits plan premium (b) .....												
16.	Workers' compensation .....												
17.1	Other Liability - occurrence .....												
17.2	Other Liability - claims made .....												
17.3	Excess workers' compensation .....												
18.	Products liability .....												
19.1	Private passenger auto no-fault (personal injury protection) .....												
19.2	Other private passenger auto liability .....												
19.3	Commercial auto no-fault (personal injury protection) .....												
19.4	Other commercial auto liability .....												
21.1	Private passenger auto physical damage .....												
21.2	Commercial auto physical damage .....												
22.	Aircraft (all perils) .....												
23.	Fidelity .....												
24.	Surety .....												
26.	Burglary and theft .....												
27.	Boiler and machinery .....												
28.	Credit .....												
30.	Warranty .....												
34.	Aggregate write-ins for other lines of business .....												
35.	TOTALS (a) .....												
DETAILS OF WRITE-INS													
3401.	.....												
3402.	.....												
3403.	.....												
3498.	Summary of remaining write-ins for Line 34 from overflow page .....												
3499.	Totals (Lines 3401 thru 3403 plus 3498)(Line 34 above) .....												

(a) Finance and service charges not included in Lines 1 to 35 \$ .....  
(b) For health business on indicated lines report: Number of persons insured under PPO managed care products ..... and number of persons insured under indemnity only products .....



ANNUAL STATEMENT FOR THE YEAR 2014 OF THE Bristol West Insurance Company

EXHIBIT OF PREMIUMS AND LOSSES (Statutory Page 14)

NAIC Group Code 0069 BUSINESS IN THE STATE OF Arkansas DURING THE YEAR 2014 NAIC Company Code 19658

Line of Business		Gross Premiums, Including Policy and Membership Fees, Less Return Premiums and Premiums on Policies not Taken		3 Dividends Paid or Credited to Policyholders on Direct Business	4 Direct Unearned Premium Reserves	5 Direct Losses Paid (deducting salvage)	6 Direct Losses Incurred	7 Direct Losses Unpaid	8 Direct Defense and Cost Containment Expense Paid	9 Direct Defense and Cost Containment Expense Incurred	10 Direct Defense and Cost Containment Expense Unpaid	11 Commissions and Brokerage Expenses	12 Taxes, Licenses and Fees
		1 Direct Premiums Written	2 Direct Premiums Earned										
1.	Fire .....												
2.1	Allied lines .....												
2.2	Multiple peril crop .....												
2.3	Federal flood .....												
2.4.	Private crop .....												
3.	Farmowners multiple peril .....												
4.	Homeowners multiple peril .....												
5.1	Commercial multiple peril (non-liability portion) .....												
5.2	Commercial multiple peril (liability portion) .....												
6.	Mortgage guaranty .....												
8.	Ocean marine .....												
9.	Inland marine .....												
10.	Financial guaranty .....												
11.	Medical professional liability .....												
12.	Earthquake .....												
13.	Group accident and health (b) .....												
14.	Credit accident and health (group and individual) .....												
15.1	Collectively renewable accident and health (b) .....												
15.2	Non-cancelable accident and health(b) .....												
15.3	Guaranteed renewable accident and health(b) .....												
15.4	Non-renewable for stated reasons only (b) .....												
15.5	Other accident only .....												
15.6	Medicare Title XVIII exempt from state taxes or fees .....												
15.7	All other accident and health (b) .....												
15.8	Federal employees health benefits plan premium (b) .....												
16.	Workers' compensation .....												
17.1	Other Liability - occurrence .....												
17.2	Other Liability - claims made .....												
17.3	Excess workers' compensation .....												
18.	Products liability .....												
19.1	Private passenger auto no-fault (personal injury protection) .....	78,401	82,520		19,269	116,623	100,251	38,862	3,272	7,658	4,489	8,119	3,788
19.2	Other private passenger auto liability .....	2,230,149	2,255,702		524,711	1,542,961	1,697,906	843,283	12,437	(39,209)	51,060	221,661	117,479
19.3	Commercial auto no-fault (personal injury protection) .....												
19.4	Other commercial auto liability .....												
21.1	Private passenger auto physical damage .....	1,019,786	1,035,105		255,528	622,935	575,509	25,499	2,630	4,254	2,875	104,036	54,188
21.2	Commercial auto physical damage .....												
22.	Aircraft (all perils) .....												
23.	Fidelity .....												
24.	Surety .....												
26.	Burglary and theft .....												
27.	Boiler and machinery .....												
28.	Credit .....												
30.	Warranty .....												
34.	Aggregate write-ins for other lines of business .....												
35.	TOTALS (a) .....	3,328,336	3,373,327		799,508	2,282,519	2,373,666	907,643	18,339	(27,297)	58,424	333,816	175,455
DETAILS OF WRITE-INS													
3401.	.....												
3402.	.....												
3403.	.....												
3498.	Summary of remaining write-ins for Line 34 from overflow page .....												
3499.	Totals (Lines 3401 thru 3403 plus 3498)(Line 34 above) .....												

(a) Finance and service charges not included in Lines 1 to 35 \$ 213,487  
(b) For health business on indicated lines report: Number of persons insured under PPO managed care products and number of persons insured under indemnity only products .





ANNUAL STATEMENT FOR THE YEAR 2014 OF THE Bristol West Insurance Company

EXHIBIT OF PREMIUMS AND LOSSES (Statutory Page 14)

NAIC Group Code 0069 BUSINESS IN THE STATE OF Colorado DURING THE YEAR 2014 NAIC Company Code 19658

Line of Business	Gross Premiums, Including Policy and Membership Fees, Less Return Premiums and Premiums on Policies not Taken		3 Dividends Paid or Credited to Policyholders on Direct Business	4 Direct Unearned Premium Reserves	5 Direct Losses Paid (deducting salvage)	6 Direct Losses Incurred	7 Direct Losses Unpaid	8 Direct Defense and Cost Containment Expense Paid	9 Direct Defense and Cost Containment Expense Incurred	10 Direct Defense and Cost Containment Expense Unpaid	11 Commissions and Brokerage Expenses	12 Taxes, Licenses and Fees
	1 Direct Premiums Written	2 Direct Premiums Earned										
1. Fire .....												
2.1 Allied lines .....												
2.2 Multiple peril crop .....												
2.3 Federal flood .....												
2.4. Private crop .....												
3. Farmowners multiple peril .....												
4. Homeowners multiple peril .....												
5.1 Commercial multiple peril (non-liability portion) .....												
5.2 Commercial multiple peril (liability portion) .....												
6. Mortgage guaranty .....												
8. Ocean marine .....												
9. Inland marine .....												
10. Financial guaranty .....												
11. Medical professional liability .....												
12. Earthquake .....												
13. Group accident and health (b) .....												
14. Credit accident and health (group and individual) .....												
15.1 Collectively renewable accident and health (b) .....												
15.2 Non-cancelable accident and health(b) .....												
15.3 Guaranteed renewable accident and health(b) .....												
15.4 Non-renewable for stated reasons only (b) .....												
15.5 Other accident only .....												
15.6 Medicare Title XVIII exempt from state taxes or fees .....												
15.7 All other accident and health (b) .....												
15.8 Federal employees health benefits plan premium (b) .....												
16. Workers' compensation .....												
17.1 Other Liability - occurrence .....												
17.2 Other Liability - claims made .....												
17.3 Excess workers' compensation .....												
18. Products liability .....												
19.1 Private passenger auto no-fault (personal injury protection) .....												
19.2 Other private passenger auto liability .....	30,363,534	28,810,505		9,021,706	23,617,298	22,311,156	19,568,471	719,523	430,401	720,451	3,040,952	653,291
19.3 Commercial auto no-fault (personal injury protection) .....												
19.4 Other commercial auto liability .....												
21.1 Private passenger auto physical damage .....	14,221,457	13,331,795		4,439,701	10,190,783	10,482,493	555,490	6,238	3,976	5,645	1,479,587	306,261
21.2 Commercial auto physical damage .....												
22. Aircraft (all perils) .....												
23. Fidelity .....												
24. Surety .....												
26. Burglary and theft .....												
27. Boiler and machinery .....												
28. Credit .....												
30. Warranty .....												
34. Aggregate write-ins for other lines of business .....												
35. TOTALS (a) .....	44,584,991	42,142,300		13,461,407	33,808,081	32,793,649	20,123,961	725,761	434,377	726,096	4,520,539	959,552
DETAILS OF WRITE-INS												
3401. ....												
3402. ....												
3403. ....												
3498. Summary of remaining write-ins for Line 34 from overflow page .....												
3499. Totals (Lines 3401 thru 3403 plus 3498)(Line 34 above) .....												

(a) Finance and service charges not included in Lines 1 to 35 \$ 2,325,567  
(b) For health business on indicated lines report: Number of persons insured under PPO managed care products and number of persons insured under indemnity only products .



ANNUAL STATEMENT FOR THE YEAR 2014 OF THE Bristol West Insurance Company

EXHIBIT OF PREMIUMS AND LOSSES (Statutory Page 14)

NAIC Group Code 0069 BUSINESS IN THE STATE OF Connecticut DURING THE YEAR 2014 NAIC Company Code 19658

Line of Business		Gross Premiums, Including Policy and Membership Fees, Less Return Premiums and Premiums on Policies not Taken		3 Dividends Paid or Credited to Policyholders on Direct Business	4 Direct Unearned Premium Reserves	5 Direct Losses Paid (deducting salvage)	6 Direct Losses Incurred	7 Direct Losses Unpaid	8 Direct Defense and Cost Containment Expense Paid	9 Direct Defense and Cost Containment Expense Incurred	10 Direct Defense and Cost Containment Expense Unpaid	11 Commissions and Brokerage Expenses	12 Taxes, Licenses and Fees
		1 Direct Premiums Written	2 Direct Premiums Earned										
1.	Fire .....												
2.1	Allied lines .....												
2.2	Multiple peril crop .....												
2.3	Federal flood .....												
2.4	Private crop .....												
3.	Farmowners multiple peril .....												
4.	Homeowners multiple peril .....												
5.1	Commercial multiple peril (non-liability portion) .....												
5.2	Commercial multiple peril (liability portion) .....												
6.	Mortgage guaranty .....												
8.	Ocean marine .....												
9.	Inland marine .....												
10.	Financial guaranty .....												
11.	Medical professional liability .....												
12.	Earthquake .....												
13.	Group accident and health (b) .....												
14.	Credit accident and health (group and individual) .....												
15.1	Collectively renewable accident and health (b) .....												
15.2	Non-cancelable accident and health(b) .....												
15.3	Guaranteed renewable accident and health(b) .....												
15.4	Non-renewable for stated reasons only (b) .....												
15.5	Other accident only .....												
15.6	Medicare Title XVIII exempt from state taxes or fees .....												
15.7	All other accident and health (b) .....												
15.8	Federal employees health benefits plan premium (b) .....												
16.	Workers' compensation .....												
17.1	Other Liability - occurrence .....												
17.2	Other Liability - claims made .....												
17.3	Excess workers' compensation .....												
18.	Products liability .....												
19.1	Private passenger auto no-fault (personal injury protection) .....												
19.2	Other private passenger auto liability .....												
19.3	Commercial auto no-fault (personal injury protection) .....												
19.4	Other commercial auto liability .....												
21.1	Private passenger auto physical damage .....												
21.2	Commercial auto physical damage .....												
22.	Aircraft (all perils) .....												
23.	Fidelity .....												
24.	Surety .....												
26.	Burglary and theft .....												
27.	Boiler and machinery .....												
28.	Credit .....												
30.	Warranty .....												
34.	Aggregate write-ins for other lines of business .....												
35.	TOTALS (a) .....												
DETAILS OF WRITE-INS													
3401.	.....												
3402.	.....												
3403.	.....												
3498.	Summary of remaining write-ins for Line 34 from overflow page .....												
3499.	Totals (Lines 3401 thru 3403 plus 3498)(Line 34 above) .....												

(a) Finance and service charges not included in Lines 1 to 35 \$ .....  
(b) For health business on indicated lines report: Number of persons insured under PPO managed care products ..... and number of persons insured under indemnity only products .....



ANNUAL STATEMENT FOR THE YEAR 2014 OF THE Bristol West Insurance Company

EXHIBIT OF PREMIUMS AND LOSSES (Statutory Page 14)

NAIC Group Code 0069 BUSINESS IN THE STATE OF Delaware DURING THE YEAR 2014 NAIC Company Code 19658

Line of Business		Gross Premiums, Including Policy and Membership Fees, Less Return Premiums and Premiums on Policies not Taken		3 Dividends Paid or Credited to Policyholders on Direct Business	4 Direct Unearned Premium Reserves	5 Direct Losses Paid (deducting salvage)	6 Direct Losses Incurred	7 Direct Losses Unpaid	8 Direct Defense and Cost Containment Expense Paid	9 Direct Defense and Cost Containment Expense Incurred	10 Direct Defense and Cost Containment Expense Unpaid	11 Commissions and Brokerage Expenses	12 Taxes, Licenses and Fees
		1 Direct Premiums Written	2 Direct Premiums Earned										
1.	Fire .....												
2.1	Allied lines .....												
2.2	Multiple peril crop .....												
2.3	Federal flood .....												
2.4	Private crop .....												
3.	Farmowners multiple peril .....												
4.	Homeowners multiple peril .....												
5.1	Commercial multiple peril (non-liability portion) .....												
5.2	Commercial multiple peril (liability portion) .....												
6.	Mortgage guaranty .....												
8.	Ocean marine .....												
9.	Inland marine .....												
10.	Financial guaranty .....												
11.	Medical professional liability .....												
12.	Earthquake .....												
13.	Group accident and health (b) .....												
14.	Credit accident and health (group and individual) .....												
15.1	Collectively renewable accident and health (b) .....												
15.2	Non-cancelable accident and health(b) .....												
15.3	Guaranteed renewable accident and health(b) .....												
15.4	Non-renewable for stated reasons only (b) .....												
15.5	Other accident only .....												
15.6	Medicare Title XVIII exempt from state taxes or fees .....												
15.7	All other accident and health (b) .....												
15.8	Federal employees health benefits plan premium (b) .....												
16.	Workers' compensation .....												
17.1	Other Liability - occurrence .....												
17.2	Other Liability - claims made .....												
17.3	Excess workers' compensation .....												
18.	Products liability .....												
19.1	Private passenger auto no-fault (personal injury protection) .....												
19.2	Other private passenger auto liability .....												
19.3	Commercial auto no-fault (personal injury protection) .....												
19.4	Other commercial auto liability .....												
21.1	Private passenger auto physical damage .....												
21.2	Commercial auto physical damage .....												
22.	Aircraft (all perils) .....												
23.	Fidelity .....												
24.	Surety .....												
26.	Burglary and theft .....												
27.	Boiler and machinery .....												
28.	Credit .....												
30.	Warranty .....												
34.	Aggregate write-ins for other lines of business .....												
35.	TOTALS (a) .....												
DETAILS OF WRITE-INS													
3401.	.....												
3402.	.....												
3403.	.....												
3498.	Summary of remaining write-ins for Line 34 from overflow page .....												
3499.	Totals (Lines 3401 thru 3403 plus 3498)(Line 34 above) .....												

(a) Finance and service charges not included in Lines 1 to 35 \$ .....  
(b) For health business on indicated lines report: Number of persons insured under PPO managed care products ..... and number of persons insured under indemnity only products .....



ANNUAL STATEMENT FOR THE YEAR 2014 OF THE Bristol West Insurance Company

EXHIBIT OF PREMIUMS AND LOSSES (Statutory Page 14)

NAIC Group Code 0069 BUSINESS IN THE STATE OF District of Columbia DURING THE YEAR 2014 NAIC Company Code 19658

Line of Business		Gross Premiums, Including Policy and Membership Fees, Less Return Premiums and Premiums on Policies not Taken		3 Dividends Paid or Credited to Policyholders on Direct Business	4 Direct Unearned Premium Reserves	5 Direct Losses Paid (deducting salvage)	6 Direct Losses Incurred	7 Direct Losses Unpaid	8 Direct Defense and Cost Containment Expense Paid	9 Direct Defense and Cost Containment Expense Incurred	10 Direct Defense and Cost Containment Expense Unpaid	11 Commissions and Brokerage Expenses	12 Taxes, Licenses and Fees
		1 Direct Premiums Written	2 Direct Premiums Earned										
1.	Fire .....												
2.1	Allied lines .....												
2.2	Multiple peril crop .....												
2.3	Federal flood .....												
2.4	Private crop .....												
3.	Farmowners multiple peril .....												
4.	Homeowners multiple peril .....												
5.1	Commercial multiple peril (non-liability portion) .....												
5.2	Commercial multiple peril (liability portion) .....												
6.	Mortgage guaranty .....												
8.	Ocean marine .....												
9.	Inland marine .....												
10.	Financial guaranty .....												
11.	Medical professional liability .....												
12.	Earthquake .....												
13.	Group accident and health (b) .....												
14.	Credit accident and health (group and individual) .....												
15.1	Collectively renewable accident and health (b) .....												
15.2	Non-cancelable accident and health(b) .....												
15.3	Guaranteed renewable accident and health(b) .....												
15.4	Non-renewable for stated reasons only (b) .....												
15.5	Other accident only .....												
15.6	Medicare Title XVIII exempt from state taxes or fees .....												
15.7	All other accident and health (b) .....												
15.8	Federal employees health benefits plan premium (b) .....												
16.	Workers' compensation .....												
17.1	Other Liability - occurrence .....												
17.2	Other Liability - claims made .....												
17.3	Excess workers' compensation .....												
18.	Products liability .....												
19.1	Private passenger auto no-fault (personal injury protection) .....												
19.2	Other private passenger auto liability .....												
19.3	Commercial auto no-fault (personal injury protection) .....												
19.4	Other commercial auto liability .....												
21.1	Private passenger auto physical damage .....												
21.2	Commercial auto physical damage .....												
22.	Aircraft (all perils) .....												
23.	Fidelity .....												
24.	Surety .....												
26.	Burglary and theft .....												
27.	Boiler and machinery .....												
28.	Credit .....												
30.	Warranty .....												
34.	Aggregate write-ins for other lines of business .....												
35.	TOTALS (a) .....												
DETAILS OF WRITE-INS													
3401.	.....												
3402.	.....												
3403.	.....												
3498.	Summary of remaining write-ins for Line 34 from overflow page .....												
3499.	Totals (Lines 3401 thru 3403 plus 3498)(Line 34 above) .....												

(a) Finance and service charges not included in Lines 1 to 35 \$ .....  
(b) For health business on indicated lines report: Number of persons insured under PPO managed care products ..... and number of persons insured under indemnity only products .....



ANNUAL STATEMENT FOR THE YEAR 2014 OF THE Bristol West Insurance Company

EXHIBIT OF PREMIUMS AND LOSSES (Statutory Page 14)

NAIC Group Code 0069 BUSINESS IN THE STATE OF Florida DURING THE YEAR 2014 NAIC Company Code 19658

Line of Business	Gross Premiums, Including Policy and Membership Fees, Less Return Premiums and Premiums on Policies not Taken		3 Dividends Paid or Credited to Policyholders on Direct Business	4 Direct Unearned Premium Reserves	5 Direct Losses Paid (deducting salvage)	6 Direct Losses Incurred	7 Direct Losses Unpaid	8 Direct Defense and Cost Containment Expense Paid	9 Direct Defense and Cost Containment Expense Incurred	10 Direct Defense and Cost Containment Expense Unpaid	11 Commissions and Brokerage Expenses	12 Taxes, Licenses and Fees
	1 Direct Premiums Written	2 Direct Premiums Earned										
1. Fire .....												
2.1 Allied lines .....												
2.2 Multiple peril crop .....												
2.3 Federal flood .....												
2.4. Private crop .....												
3. Farmowners multiple peril .....												
4. Homeowners multiple peril .....												
5.1 Commercial multiple peril (non-liability portion) .....												
5.2 Commercial multiple peril (liability portion) .....												
6. Mortgage guaranty .....												
8. Ocean marine .....												
9. Inland marine .....												
10. Financial guaranty .....												
11. Medical professional liability .....												
12. Earthquake .....												
13. Group accident and health (b) .....												
14. Credit accident and health (group and individual) .....												
15.1 Collectively renewable accident and health (b) .....												
15.2 Non-cancelable accident and health(b) .....												
15.3 Guaranteed renewable accident and health(b) .....												
15.4 Non-renewable for stated reasons only (b) .....												
15.5 Other accident only .....												
15.6 Medicare Title XVIII exempt from state taxes or fees .....												
15.7 All other accident and health (b) .....												
15.8 Federal employees health benefits plan premium (b) .....												
16. Workers' compensation .....												
17.1 Other Liability - occurrence .....												
17.2 Other Liability - claims made .....												
17.3 Excess workers' compensation .....												
18. Products liability .....												
19.1 Private passenger auto no-fault (personal injury protection) .....	621,362	669,616		164,374	343,834	274,612	213,053	19,546	1,486	49,128	61,016	10,503
19.2 Other private passenger auto liability .....	839,915	848,273		212,056	531,814	603,981	553,655	19,696	(12,805)	56,032	77,020	14,527
19.3 Commercial auto no-fault (personal injury protection) .....												
19.4 Other commercial auto liability .....												
21.1 Private passenger auto physical damage .....	461,130	471,117		126,001	215,859	210,655	4,578		(173)	526	45,374	7,808
21.2 Commercial auto physical damage .....												
22. Aircraft (all perils) .....												
23. Fidelity .....												
24. Surety .....												
26. Burglary and theft .....												
27. Boiler and machinery .....												
28. Credit .....												
30. Warranty .....												
34. Aggregate write-ins for other lines of business .....												
35. TOTALS (a) .....	1,922,407	1,989,007		502,431	1,091,507	1,089,248	771,286	39,241	(11,492)	105,686	183,410	32,838
DETAILS OF WRITE-INS												
3401. ....												
3402. ....												
3403. ....												
3498. Summary of remaining write-ins for Line 34 from overflow page .....												
3499. Totals (Lines 3401 thru 3403 plus 3498)(Line 34 above) .....												

(a) Finance and service charges not included in Lines 1 to 35 \$ 80,887  
(b) For health business on indicated lines report: Number of persons insured under PPO managed care products and number of persons insured under indemnity only products .



ANNUAL STATEMENT FOR THE YEAR 2014 OF THE Bristol West Insurance Company

EXHIBIT OF PREMIUMS AND LOSSES (Statutory Page 14)

NAIC Group Code 0069 BUSINESS IN THE STATE OF Georgia DURING THE YEAR 2014 NAIC Company Code 19658

Line of Business	Gross Premiums, Including Policy and Membership Fees, Less Return Premiums and Premiums on Policies not Taken		3 Dividends Paid or Credited to Policyholders on Direct Business	4 Direct Unearned Premium Reserves	5 Direct Losses Paid (deducting salvage)	6 Direct Losses Incurred	7 Direct Losses Unpaid	8 Direct Defense and Cost Containment Expense Paid	9 Direct Defense and Cost Containment Expense Incurred	10 Direct Defense and Cost Containment Expense Unpaid	11 Commissions and Brokerage Expenses	12 Taxes, Licenses and Fees
	1 Direct Premiums Written	2 Direct Premiums Earned										
1. Fire .....												
2.1 Allied lines .....												
2.2 Multiple peril crop .....												
2.3 Federal flood .....												
2.4. Private crop .....												
3. Farmowners multiple peril .....												
4. Homeowners multiple peril .....												
5.1 Commercial multiple peril (non-liability portion) .....												
5.2 Commercial multiple peril (liability portion) .....												
6. Mortgage guaranty .....												
8. Ocean marine .....												
9. Inland marine .....												
10. Financial guaranty .....												
11. Medical professional liability .....												
12. Earthquake .....												
13. Group accident and health (b) .....												
14. Credit accident and health (group and individual) .....												
15.1 Collectively renewable accident and health (b) .....												
15.2 Non-cancelable accident and health(b) .....												
15.3 Guaranteed renewable accident and health(b) .....												
15.4 Non-renewable for stated reasons only (b) .....												
15.5 Other accident only .....												
15.6 Medicare Title XVIII exempt from state taxes or fees .....												
15.7 All other accident and health (b) .....												
15.8 Federal employees health benefits plan premium (b) .....												
16. Workers' compensation .....												
17.1 Other Liability - occurrence .....												
17.2 Other Liability - claims made .....												
17.3 Excess workers' compensation .....												
18. Products liability .....												
19.1 Private passenger auto no-fault (personal injury protection) .....												
19.2 Other private passenger auto liability .....	99,697	107,115		23,517	50,601	26,308	28,889	8,435	3,421	11,153	11,976	16,725
19.3 Commercial auto no-fault (personal injury protection) .....												
19.4 Other commercial auto liability .....												
21.1 Private passenger auto physical damage .....	61,907	65,802		14,405	27,101	29,254	4,660		118	136	7,837	10,577
21.2 Commercial auto physical damage .....												
22. Aircraft (all perils) .....												
23. Fidelity .....												
24. Surety .....												
26. Burglary and theft .....												
27. Boiler and machinery .....												
28. Credit .....												
30. Warranty .....												
34. Aggregate write-ins for other lines of business .....												
35. TOTALS (a) .....	161,604	172,916		37,922	77,702	55,562	33,549	8,435	3,539	11,290	19,812	27,301
DETAILS OF WRITE-INS												
3401. ....												
3402. ....												
3403. ....												
3498. Summary of remaining write-ins for Line 34 from overflow page .....												
3499. Totals (Lines 3401 thru 3403 plus 3498)(Line 34 above) .....												

(a) Finance and service charges not included in Lines 1 to 35 \$ 9,108  
(b) For health business on indicated lines report: Number of persons insured under PPO managed care products and number of persons insured under indemnity only products .



ANNUAL STATEMENT FOR THE YEAR 2014 OF THE Bristol West Insurance Company

EXHIBIT OF PREMIUMS AND LOSSES (Statutory Page 14)

NAIC Group Code 0069 BUSINESS IN THE STATE OF Hawaii DURING THE YEAR 2014 NAIC Company Code 19658

Line of Business		Gross Premiums, Including Policy and Membership Fees, Less Return Premiums and Premiums on Policies not Taken		3 Dividends Paid or Credited to Policyholders on Direct Business	4 Direct Unearned Premium Reserves	5 Direct Losses Paid (deducting salvage)	6 Direct Losses Incurred	7 Direct Losses Unpaid	8 Direct Defense and Cost Containment Expense Paid	9 Direct Defense and Cost Containment Expense Incurred	10 Direct Defense and Cost Containment Expense Unpaid	11 Commissions and Brokerage Expenses	12 Taxes, Licenses and Fees
		1 Direct Premiums Written	2 Direct Premiums Earned										
1.	Fire .....												
2.1	Allied lines .....												
2.2	Multiple peril crop .....												
2.3	Federal flood .....												
2.4	Private crop .....												
3.	Farmowners multiple peril .....												
4.	Homeowners multiple peril .....												
5.1	Commercial multiple peril (non-liability portion) .....												
5.2	Commercial multiple peril (liability portion) .....												
6.	Mortgage guaranty .....												
8.	Ocean marine .....												
9.	Inland marine .....												
10.	Financial guaranty .....												
11.	Medical professional liability .....												
12.	Earthquake .....												
13.	Group accident and health (b) .....												
14.	Credit accident and health (group and individual) .....												
15.1	Collectively renewable accident and health (b) .....												
15.2	Non-cancelable accident and health(b) .....												
15.3	Guaranteed renewable accident and health(b) .....												
15.4	Non-renewable for stated reasons only (b) .....												
15.5	Other accident only .....												
15.6	Medicare Title XVIII exempt from state taxes or fees .....												
15.7	All other accident and health (b) .....												
15.8	Federal employees health benefits plan premium (b) .....												
16.	Workers' compensation .....												
17.1	Other Liability - occurrence .....												
17.2	Other Liability - claims made .....												
17.3	Excess workers' compensation .....												
18.	Products liability .....												
19.1	Private passenger auto no-fault (personal injury protection) .....												
19.2	Other private passenger auto liability .....												
19.3	Commercial auto no-fault (personal injury protection) .....												
19.4	Other commercial auto liability .....												
21.1	Private passenger auto physical damage .....												
21.2	Commercial auto physical damage .....												
22.	Aircraft (all perils) .....												
23.	Fidelity .....												
24.	Surety .....												
26.	Burglary and theft .....												
27.	Boiler and machinery .....												
28.	Credit .....												
30.	Warranty .....												
34.	Aggregate write-ins for other lines of business .....												
35.	TOTALS (a) .....												
DETAILS OF WRITE-INS													
3401.	.....												
3402.	.....												
3403.	.....												
3498.	Summary of remaining write-ins for Line 34 from overflow page .....												
3499.	Totals (Lines 3401 thru 3403 plus 3498)(Line 34 above) .....												

(a) Finance and service charges not included in Lines 1 to 35 \$ .....  
(b) For health business on indicated lines report: Number of persons insured under PPO managed care products ..... and number of persons insured under indemnity only products .....



ANNUAL STATEMENT FOR THE YEAR 2014 OF THE Bristol West Insurance Company

EXHIBIT OF PREMIUMS AND LOSSES (Statutory Page 14)

NAIC Group Code 0069 BUSINESS IN THE STATE OF Idaho DURING THE YEAR 2014 NAIC Company Code 19658

Line of Business	Gross Premiums, Including Policy and Membership Fees, Less Return Premiums and Premiums on Policies not Taken		3 Dividends Paid or Credited to Policyholders on Direct Business	4 Direct Unearned Premium Reserves	5 Direct Losses Paid (deducting salvage)	6 Direct Losses Incurred	7 Direct Losses Unpaid	8 Direct Defense and Cost Containment Expense Paid	9 Direct Defense and Cost Containment Expense Incurred	10 Direct Defense and Cost Containment Expense Unpaid	11 Commissions and Brokerage Expenses	12 Taxes, Licenses and Fees
	1 Direct Premiums Written	2 Direct Premiums Earned										
1. Fire .....												
2.1 Allied lines .....												
2.2 Multiple peril crop .....												
2.3 Federal flood .....												
2.4. Private crop .....												
3. Farmowners multiple peril .....												
4. Homeowners multiple peril .....												
5.1 Commercial multiple peril (non-liability portion) .....												
5.2 Commercial multiple peril (liability portion) .....												
6. Mortgage guaranty .....												
8. Ocean marine .....												
9. Inland marine .....												
10. Financial guaranty .....												
11. Medical professional liability .....												
12. Earthquake .....												
13. Group accident and health (b) .....												
14. Credit accident and health (group and individual) .....												
15.1 Collectively renewable accident and health (b) .....												
15.2 Non-cancelable accident and health(b) .....												
15.3 Guaranteed renewable accident and health(b) .....												
15.4 Non-renewable for stated reasons only (b) .....												
15.5 Other accident only .....												
15.6 Medicare Title XVIII exempt from state taxes or fees .....												
15.7 All other accident and health (b) .....												
15.8 Federal employees health benefits plan premium (b) .....												
16. Workers' compensation .....												
17.1 Other Liability - occurrence .....												
17.2 Other Liability - claims made .....												
17.3 Excess workers' compensation .....												
18. Products liability .....												
19.1 Private passenger auto no-fault (personal injury protection) .....												
19.2 Other private passenger auto liability .....	2,358,158	2,390,232		554,201	1,571,359	1,584,558	1,115,722	5,299	40,046	66,282	227,197	40,726
19.3 Commercial auto no-fault (personal injury protection) .....												
19.4 Other commercial auto liability .....												
21.1 Private passenger auto physical damage .....	706,536	722,209		186,840	384,728	395,410	38,086	100	68	569	74,081	11,574
21.2 Commercial auto physical damage .....												
22. Aircraft (all perils) .....												
23. Fidelity .....												
24. Surety .....												
26. Burglary and theft .....												
27. Boiler and machinery .....												
28. Credit .....												
30. Warranty .....												
34. Aggregate write-ins for other lines of business .....												
35. TOTALS (a) .....	3,064,694	3,112,442		741,041	1,956,087	1,979,968	1,153,808	5,399	40,114	66,851	301,278	52,300
DETAILS OF WRITE-INS												
3401. ....												
3402. ....												
3403. ....												
3498. Summary of remaining write-ins for Line 34 from overflow page .....												
3499. Totals (Lines 3401 thru 3403 plus 3498)(Line 34 above) .....												

(a) Finance and service charges not included in Lines 1 to 35 \$ 227,459  
(b) For health business on indicated lines report: Number of persons insured under PPO managed care products and number of persons insured under indemnity only products .





ANNUAL STATEMENT FOR THE YEAR 2014 OF THE Bristol West Insurance Company

EXHIBIT OF PREMIUMS AND LOSSES (Statutory Page 14)

NAIC Group Code 0069 BUSINESS IN THE STATE OF Illinois DURING THE YEAR 2014 NAIC Company Code 19658

Line of Business	Gross Premiums, Including Policy and Membership Fees, Less Return Premiums and Premiums on Policies not Taken		3 Dividends Paid or Credited to Policyholders on Direct Business	4 Direct Unearned Premium Reserves	5 Direct Losses Paid (deducting salvage)	6 Direct Losses Incurred	7 Direct Losses Unpaid	8 Direct Defense and Cost Containment Expense Paid	9 Direct Defense and Cost Containment Expense Incurred	10 Direct Defense and Cost Containment Expense Unpaid	11 Commissions and Brokerage Expenses	12 Taxes, Licenses and Fees
	1 Direct Premiums Written	2 Direct Premiums Earned										
1. Fire .....												
2.1 Allied lines .....												
2.2 Multiple peril crop .....												
2.3 Federal flood .....												
2.4. Private crop .....												
3. Farmowners multiple peril .....												
4. Homeowners multiple peril .....												
5.1 Commercial multiple peril (non-liability portion) .....												
5.2 Commercial multiple peril (liability portion) .....												
6. Mortgage guaranty .....												
8. Ocean marine .....												
9. Inland marine .....												
10. Financial guaranty .....												
11. Medical professional liability .....												
12. Earthquake .....												
13. Group accident and health (b) .....												
14. Credit accident and health (group and individual) .....												
15.1 Collectively renewable accident and health (b) .....												
15.2 Non-cancelable accident and health(b) .....												
15.3 Guaranteed renewable accident and health(b) .....												
15.4 Non-renewable for stated reasons only (b) .....												
15.5 Other accident only .....												
15.6 Medicare Title XVIII exempt from state taxes or fees .....												
15.7 All other accident and health (b) .....												
15.8 Federal employees health benefits plan premium (b) .....												
16. Workers' compensation .....												
17.1 Other Liability - occurrence .....												
17.2 Other Liability - claims made .....												
17.3 Excess workers' compensation .....												
18. Products liability .....												
19.1 Private passenger auto no-fault (personal injury protection) .....												
19.2 Other private passenger auto liability .....	11,217,534	10,411,448		3,291,402	6,384,314	5,991,693	5,342,138	174,980	(126,083)	271,067	1,100,695	256,883
19.3 Commercial auto no-fault (personal injury protection) .....												
19.4 Other commercial auto liability .....												
21.1 Private passenger auto physical damage .....	6,508,443	5,917,660		2,029,536	3,949,541	3,888,183	151,783	7,111	5,699	4,082	665,028	147,275
21.2 Commercial auto physical damage .....												
22. Aircraft (all perils) .....												
23. Fidelity .....												
24. Surety .....												
26. Burglary and theft .....												
27. Boiler and machinery .....												
28. Credit .....												
30. Warranty .....												
34. Aggregate write-ins for other lines of business .....												
35. TOTALS (a) .....	17,725,977	16,329,108		5,320,939	10,333,855	9,879,876	5,493,920	182,090	(120,384)	275,149	1,765,723	404,158
DETAILS OF WRITE-INS												
3401. ....												
3402. ....												
3403. ....												
3498. Summary of remaining write-ins for Line 34 from overflow page .....												
3499. Totals (Lines 3401 thru 3403 plus 3498)(Line 34 above) .....												

(a) Finance and service charges not included in Lines 1 to 35 \$ 831,162  
(b) For health business on indicated lines report: Number of persons insured under PPO managed care products and number of persons insured under indemnity only products .



ANNUAL STATEMENT FOR THE YEAR 2014 OF THE Bristol West Insurance Company

EXHIBIT OF PREMIUMS AND LOSSES (Statutory Page 14)

NAIC Group Code 0069 BUSINESS IN THE STATE OF Indiana DURING THE YEAR 2014 NAIC Company Code 19658

Line of Business	Gross Premiums, Including Policy and Membership Fees, Less Return Premiums and Premiums on Policies not Taken		3 Dividends Paid or Credited to Policyholders on Direct Business	4 Direct Unearned Premium Reserves	5 Direct Losses Paid (deducting salvage)	6 Direct Losses Incurred	7 Direct Losses Unpaid	8 Direct Defense and Cost Containment Expense Paid	9 Direct Defense and Cost Containment Expense Incurred	10 Direct Defense and Cost Containment Expense Unpaid	11 Commissions and Brokerage Expenses	12 Taxes, Licenses and Fees
	1 Direct Premiums Written	2 Direct Premiums Earned										
1. Fire .....												
2.1 Allied lines .....												
2.2 Multiple peril crop .....												
2.3 Federal flood .....												
2.4. Private crop .....												
3. Farmowners multiple peril .....												
4. Homeowners multiple peril .....												
5.1 Commercial multiple peril (non-liability portion) .....												
5.2 Commercial multiple peril (liability portion) .....												
6. Mortgage guaranty .....												
8. Ocean marine .....												
9. Inland marine .....												
10. Financial guaranty .....												
11. Medical professional liability .....												
12. Earthquake .....												
13. Group accident and health (b) .....												
14. Credit accident and health (group and individual) .....												
15.1 Collectively renewable accident and health (b) .....												
15.2 Non-cancelable accident and health(b) .....												
15.3 Guaranteed renewable accident and health(b) .....												
15.4 Non-renewable for stated reasons only (b) .....												
15.5 Other accident only .....												
15.6 Medicare Title XVIII exempt from state taxes or fees .....												
15.7 All other accident and health (b) .....												
15.8 Federal employees health benefits plan premium (b) .....												
16. Workers' compensation .....												
17.1 Other Liability - occurrence .....												
17.2 Other Liability - claims made .....												
17.3 Excess workers' compensation .....												
18. Products liability .....												
19.1 Private passenger auto no-fault (personal injury protection) .....												
19.2 Other private passenger auto liability .....	8,457,452	8,747,069		2,093,868	7,536,084	5,972,358	5,007,912	295,908	142,453	589,462	806,086	101,701
19.3 Commercial auto no-fault (personal injury protection) .....												
19.4 Other commercial auto liability .....												
21.1 Private passenger auto physical damage .....	4,178,121	4,277,932		1,125,394	2,907,294	2,849,837	103,697	7,657	5,258	5,079	421,590	48,769
21.2 Commercial auto physical damage .....												
22. Aircraft (all perils) .....												
23. Fidelity .....												
24. Surety .....												
26. Burglary and theft .....												
27. Boiler and machinery .....												
28. Credit .....												
30. Warranty .....												
34. Aggregate write-ins for other lines of business .....												
35. TOTALS (a) .....	12,635,573	13,025,001		3,219,262	10,443,378	8,822,195	5,111,609	303,565	147,710	594,541	1,227,676	150,471
DETAILS OF WRITE-INS												
3401. ....												
3402. ....												
3403. ....												
3498. Summary of remaining write-ins for Line 34 from overflow page .....												
3499. Totals (Lines 3401 thru 3403 plus 3498)(Line 34 above) .....												

(a) Finance and service charges not included in Lines 1 to 35 \$ 858,220  
(b) For health business on indicated lines report: Number of persons insured under PPO managed care products ..... and number of persons insured under indemnity only products .....



ANNUAL STATEMENT FOR THE YEAR 2014 OF THE Bristol West Insurance Company

EXHIBIT OF PREMIUMS AND LOSSES (Statutory Page 14)

NAIC Group Code 0069 BUSINESS IN THE STATE OF Iowa DURING THE YEAR 2014 NAIC Company Code 19658

Line of Business	Gross Premiums, Including Policy and Membership Fees, Less Return Premiums and Premiums on Policies not Taken		3 Dividends Paid or Credited to Policyholders on Direct Business	4 Direct Unearned Premium Reserves	5 Direct Losses Paid (deducting salvage)	6 Direct Losses Incurred	7 Direct Losses Unpaid	8 Direct Defense and Cost Containment Expense Paid	9 Direct Defense and Cost Containment Expense Incurred	10 Direct Defense and Cost Containment Expense Unpaid	11 Commissions and Brokerage Expenses	12 Taxes, Licenses and Fees
	1 Direct Premiums Written	2 Direct Premiums Earned										
1. Fire .....												
2.1 Allied lines .....												
2.2 Multiple peril crop .....												
2.3 Federal flood .....												
2.4. Private crop .....												
3. Farmowners multiple peril .....												
4. Homeowners multiple peril .....												
5.1 Commercial multiple peril (non-liability portion) .....												
5.2 Commercial multiple peril (liability portion) .....												
6. Mortgage guaranty .....												
8. Ocean marine .....												
9. Inland marine .....												
10. Financial guaranty .....												
11. Medical professional liability .....												
12. Earthquake .....												
13. Group accident and health (b) .....												
14. Credit accident and health (group and individual) .....												
15.1 Collectively renewable accident and health (b) .....												
15.2 Non-cancelable accident and health(b) .....												
15.3 Guaranteed renewable accident and health(b) .....												
15.4 Non-renewable for stated reasons only (b) .....												
15.5 Other accident only .....												
15.6 Medicare Title XVIII exempt from state taxes or fees .....												
15.7 All other accident and health (b) .....												
15.8 Federal employees health benefits plan premium (b) .....												
16. Workers' compensation .....												
17.1 Other Liability - occurrence .....												
17.2 Other Liability - claims made .....												
17.3 Excess workers' compensation .....												
18. Products liability .....												
19.1 Private passenger auto no-fault (personal injury protection) .....												
19.2 Other private passenger auto liability .....	1,498,673	1,525,533		373,938	1,191,186	816,756	527,908	47,949	34,843	56,527	147,261	39,801
19.3 Commercial auto no-fault (personal injury protection) .....												
19.4 Other commercial auto liability .....												
21.1 Private passenger auto physical damage .....	798,619	828,067		208,542	492,832	464,451	15,120	105	(783)	439	84,695	21,949
21.2 Commercial auto physical damage .....												
22. Aircraft (all perils) .....												
23. Fidelity .....												
24. Surety .....												
26. Burglary and theft .....												
27. Boiler and machinery .....												
28. Credit .....												
30. Warranty .....												
34. Aggregate write-ins for other lines of business .....												
35. TOTALS (a) .....	2,297,292	2,353,600		582,480	1,684,017	1,281,207	543,028	48,054	34,060	56,967	231,956	61,750
DETAILS OF WRITE-INS												
3401. ....												
3402. ....												
3403. ....												
3498. Summary of remaining write-ins for Line 34 from overflow page .....												
3499. Totals (Lines 3401 thru 3403 plus 3498)(Line 34 above) .....												

(a) Finance and service charges not included in Lines 1 to 35 \$ 152,441  
(b) For health business on indicated lines report: Number of persons insured under PPO managed care products and number of persons insured under indemnity only products .



ANNUAL STATEMENT FOR THE YEAR 2014 OF THE Bristol West Insurance Company

EXHIBIT OF PREMIUMS AND LOSSES (Statutory Page 14)

NAIC Group Code 0069 BUSINESS IN THE STATE OF Kansas DURING THE YEAR 2014 NAIC Company Code 19658

Line of Business	Gross Premiums, Including Policy and Membership Fees, Less Return Premiums and Premiums on Policies not Taken		3 Dividends Paid or Credited to Policyholders on Direct Business	4 Direct Unearned Premium Reserves	5 Direct Losses Paid (deducting salvage)	6 Direct Losses Incurred	7 Direct Losses Unpaid	8 Direct Defense and Cost Containment Expense Paid	9 Direct Defense and Cost Containment Expense Incurred	10 Direct Defense and Cost Containment Expense Unpaid	11 Commissions and Brokerage Expenses	12 Taxes, Licenses and Fees
	1 Direct Premiums Written	2 Direct Premiums Earned										
1. Fire .....												
2.1 Allied lines .....												
2.2 Multiple peril crop .....												
2.3 Federal flood .....												
2.4. Private crop .....												
3. Farmowners multiple peril .....												
4. Homeowners multiple peril .....												
5.1 Commercial multiple peril (non-liability portion) .....												
5.2 Commercial multiple peril (liability portion) .....												
6. Mortgage guaranty .....												
8. Ocean marine .....												
9. Inland marine .....												
10. Financial guaranty .....												
11. Medical professional liability .....												
12. Earthquake .....												
13. Group accident and health (b) .....												
14. Credit accident and health (group and individual) .....												
15.1 Collectively renewable accident and health (b) .....												
15.2 Non-cancelable accident and health(b) .....												
15.3 Guaranteed renewable accident and health(b) .....												
15.4 Non-renewable for stated reasons only (b) .....												
15.5 Other accident only .....												
15.6 Medicare Title XVIII exempt from state taxes or fees .....												
15.7 All other accident and health (b) .....												
15.8 Federal employees health benefits plan premium (b) .....												
16. Workers' compensation .....												
17.1 Other Liability - occurrence .....												
17.2 Other Liability - claims made .....												
17.3 Excess workers' compensation .....												
18. Products liability .....												
19.1 Private passenger auto no-fault (personal injury protection) .....	1,034,902	951,251		330,223	529,751	552,764	37,864	2,398	2,035	1,306	108,767	15,931
19.2 Other private passenger auto liability .....	4,553,794	4,152,677		1,465,877	2,485,685	2,721,280	1,501,742	9,690	2,040	33,072	467,273	76,388
19.3 Commercial auto no-fault (personal injury protection) .....												
19.4 Other commercial auto liability .....												
21.1 Private passenger auto physical damage .....	2,353,384	2,061,852		819,711	913,869	915,027	63,456		(4,491)	501	238,052	37,882
21.2 Commercial auto physical damage .....												
22. Aircraft (all perils) .....												
23. Fidelity .....												
24. Surety .....												
26. Burglary and theft .....												
27. Boiler and machinery .....												
28. Credit .....												
30. Warranty .....												
34. Aggregate write-ins for other lines of business .....												
35. TOTALS (a) .....	7,942,080	7,165,780		2,615,811	3,929,305	4,189,071	1,603,062	12,088	(416)	34,878	814,093	130,201
DETAILS OF WRITE-INS												
3401. ....												
3402. ....												
3403. ....												
3498. Summary of remaining write-ins for Line 34 from overflow page .....												
3499. Totals (Lines 3401 thru 3403 plus 3498)(Line 34 above) .....												

(a) Finance and service charges not included in Lines 1 to 35 \$ 636,785

(b) For health business on indicated lines report: Number of persons insured under PPO managed care products and number of persons insured under indemnity only products .



ANNUAL STATEMENT FOR THE YEAR 2014 OF THE Bristol West Insurance Company

EXHIBIT OF PREMIUMS AND LOSSES (Statutory Page 14)

NAIC Group Code 0069 BUSINESS IN THE STATE OF Kentucky DURING THE YEAR 2014 NAIC Company Code 19658

Line of Business	Gross Premiums, Including Policy and Membership Fees, Less Return Premiums and Premiums on Policies not Taken		3 Dividends Paid or Credited to Policyholders on Direct Business	4 Direct Unearned Premium Reserves	5 Direct Losses Paid (deducting salvage)	6 Direct Losses Incurred	7 Direct Losses Unpaid	8 Direct Defense and Cost Containment Expense Paid	9 Direct Defense and Cost Containment Expense Incurred	10 Direct Defense and Cost Containment Expense Unpaid	11 Commissions and Brokerage Expenses	12 Taxes, Licenses and Fees
	1 Direct Premiums Written	2 Direct Premiums Earned										
1. Fire .....												
2.1 Allied lines .....												
2.2 Multiple peril crop .....												
2.3 Federal flood .....												
2.4. Private crop .....												
3. Farmowners multiple peril .....												
4. Homeowners multiple peril .....												
5.1 Commercial multiple peril (non-liability portion) .....												
5.2 Commercial multiple peril (liability portion) .....												
6. Mortgage guaranty .....												
8. Ocean marine .....												
9. Inland marine .....												
10. Financial guaranty .....												
11. Medical professional liability .....												
12. Earthquake .....												
13. Group accident and health (b) .....												
14. Credit accident and health (group and individual) .....												
15.1 Collectively renewable accident and health (b) .....												
15.2 Non-cancelable accident and health(b) .....												
15.3 Guaranteed renewable accident and health(b) .....												
15.4 Non-renewable for stated reasons only (b) .....												
15.5 Other accident only .....												
15.6 Medicare Title XVIII exempt from state taxes or fees .....												
15.7 All other accident and health (b) .....												
15.8 Federal employees health benefits plan premium (b) .....												
16. Workers' compensation .....												
17.1 Other Liability - occurrence .....												
17.2 Other Liability - claims made .....												
17.3 Excess workers' compensation .....												
18. Products liability .....												
19.1 Private passenger auto no-fault (personal injury protection) .....	1,534,814	1,500,118		392,312	605,141	824,162	(10,111)	11,914	23	13,832	162,637	66,511
19.2 Other private passenger auto liability .....	4,449,423	4,453,018		1,143,960	2,927,617	2,622,378	2,430,866	80,331	52,760	187,765	456,093	195,351
19.3 Commercial auto no-fault (personal injury protection) .....												
19.4 Other commercial auto liability .....												
21.1 Private passenger auto physical damage .....	1,713,921	1,676,017		441,818	950,717	952,265	35,456	1,094	(2,801)	2,699	181,290	73,417
21.2 Commercial auto physical damage .....												
22. Aircraft (all perils) .....												
23. Fidelity .....												
24. Surety .....												
26. Burglary and theft .....												
27. Boiler and machinery .....												
28. Credit .....												
30. Warranty .....												
34. Aggregate write-ins for other lines of business .....												
35. TOTALS (a) .....	7,698,158	7,629,153		1,978,089	4,483,475	4,398,806	2,456,210	93,339	49,983	204,295	800,020	335,280
DETAILS OF WRITE-INS												
3401. ....												
3402. ....												
3403. ....												
3498. Summary of remaining write-ins for Line 34 from overflow page .....												
3499. Totals (Lines 3401 thru 3403 plus 3498)(Line 34 above) .....												

(a) Finance and service charges not included in Lines 1 to 35 \$ 424,540

(b) For health business on indicated lines report: Number of persons insured under PPO managed care products and number of persons insured under indemnity only products .



ANNUAL STATEMENT FOR THE YEAR 2014 OF THE Bristol West Insurance Company

EXHIBIT OF PREMIUMS AND LOSSES (Statutory Page 14)

NAIC Group Code 0069 BUSINESS IN THE STATE OF Louisiana DURING THE YEAR 2014 NAIC Company Code 19658

Line of Business		Gross Premiums, Including Policy and Membership Fees, Less Return Premiums and Premiums on Policies not Taken		3 Dividends Paid or Credited to Policyholders on Direct Business	4 Direct Unearned Premium Reserves	5 Direct Losses Paid (deducting salvage)	6 Direct Losses Incurred	7 Direct Losses Unpaid	8 Direct Defense and Cost Containment Expense Paid	9 Direct Defense and Cost Containment Expense Incurred	10 Direct Defense and Cost Containment Expense Unpaid	11 Commissions and Brokerage Expenses	12 Taxes, Licenses and Fees
		1 Direct Premiums Written	2 Direct Premiums Earned										
1.	Fire .....												
2.1	Allied lines .....												
2.2	Multiple peril crop .....												
2.3	Federal flood .....												
2.4	Private crop .....												
3.	Farmowners multiple peril .....												
4.	Homeowners multiple peril .....												
5.1	Commercial multiple peril (non-liability portion) .....												
5.2	Commercial multiple peril (liability portion) .....												
6.	Mortgage guaranty .....												
8.	Ocean marine .....												
9.	Inland marine .....												
10.	Financial guaranty .....												
11.	Medical professional liability .....												
12.	Earthquake .....												
13.	Group accident and health (b) .....												
14.	Credit accident and health (group and individual) .....												
15.1	Collectively renewable accident and health (b) .....												
15.2	Non-cancelable accident and health(b) .....												
15.3	Guaranteed renewable accident and health(b) .....												
15.4	Non-renewable for stated reasons only (b) .....												
15.5	Other accident only .....												
15.6	Medicare Title XVIII exempt from state taxes or fees .....												
15.7	All other accident and health (b) .....												
15.8	Federal employees health benefits plan premium (b) .....												
16.	Workers' compensation .....												
17.1	Other Liability - occurrence .....												
17.2	Other Liability - claims made .....												
17.3	Excess workers' compensation .....												
18.	Products liability .....												
19.1	Private passenger auto no-fault (personal injury protection) .....												
19.2	Other private passenger auto liability .....												
19.3	Commercial auto no-fault (personal injury protection) .....												
19.4	Other commercial auto liability .....												
21.1	Private passenger auto physical damage .....												
21.2	Commercial auto physical damage .....												
22.	Aircraft (all perils) .....												
23.	Fidelity .....												
24.	Surety .....												
26.	Burglary and theft .....												
27.	Boiler and machinery .....												
28.	Credit .....												
30.	Warranty .....												
34.	Aggregate write-ins for other lines of business .....												
35.	TOTALS (a) .....												
DETAILS OF WRITE-INS													
3401.	.....												
3402.	.....												
3403.	.....												
3498.	Summary of remaining write-ins for Line 34 from overflow page .....												
3499.	Totals (Lines 3401 thru 3403 plus 3498)(Line 34 above) .....												

(a) Finance and service charges not included in Lines 1 to 35 \$ .....  
(b) For health business on indicated lines report: Number of persons insured under PPO managed care products ..... and number of persons insured under indemnity only products .....



ANNUAL STATEMENT FOR THE YEAR 2014 OF THE Bristol West Insurance Company

EXHIBIT OF PREMIUMS AND LOSSES (Statutory Page 14)

NAIC Group Code 0069 BUSINESS IN THE STATE OF Maine DURING THE YEAR 2014 NAIC Company Code 19658

Line of Business	Gross Premiums, Including Policy and Membership Fees, Less Return Premiums and Premiums on Policies not Taken		3 Dividends Paid or Credited to Policyholders on Direct Business	4 Direct Unearned Premium Reserves	5 Direct Losses Paid (deducting salvage)	6 Direct Losses Incurred	7 Direct Losses Unpaid	8 Direct Defense and Cost Containment Expense Paid	9 Direct Defense and Cost Containment Expense Incurred	10 Direct Defense and Cost Containment Expense Unpaid	11 Commissions and Brokerage Expenses	12 Taxes, Licenses and Fees
	1 Direct Premiums Written	2 Direct Premiums Earned										
1. Fire .....												
2.1 Allied lines .....												
2.2 Multiple peril crop .....												
2.3 Federal flood .....												
2.4. Private crop .....												
3. Farmowners multiple peril .....												
4. Homeowners multiple peril .....												
5.1 Commercial multiple peril (non-liability portion) .....												
5.2 Commercial multiple peril (liability portion) .....												
6. Mortgage guaranty .....												
8. Ocean marine .....												
9. Inland marine .....												
10. Financial guaranty .....												
11. Medical professional liability .....												
12. Earthquake .....												
13. Group accident and health (b) .....												
14. Credit accident and health (group and individual) .....												
15.1 Collectively renewable accident and health (b) .....												
15.2 Non-cancelable accident and health(b) .....												
15.3 Guaranteed renewable accident and health(b) .....												
15.4 Non-renewable for stated reasons only (b) .....												
15.5 Other accident only .....												
15.6 Medicare Title XVIII exempt from state taxes or fees .....												
15.7 All other accident and health (b) .....												
15.8 Federal employees health benefits plan premium (b) .....												
16. Workers' compensation .....												
17.1 Other Liability - occurrence .....												
17.2 Other Liability - claims made .....												
17.3 Excess workers' compensation .....												
18. Products liability .....												
19.1 Private passenger auto no-fault (personal injury protection) .....												
19.2 Other private passenger auto liability .....	1,894,194	1,903,066		513,204	2,006,632	1,904,516	1,470,502	59,884	22,640	53,082	198,849	75,482
19.3 Commercial auto no-fault (personal injury protection) .....												
19.4 Other commercial auto liability .....												
21.1 Private passenger auto physical damage .....	817,872	822,452		218,806	536,558	549,237	22,470		(4,021)	505	86,631	32,320
21.2 Commercial auto physical damage .....												
22. Aircraft (all perils) .....												
23. Fidelity .....												
24. Surety .....												
26. Burglary and theft .....												
27. Boiler and machinery .....												
28. Credit .....												
30. Warranty .....												
34. Aggregate write-ins for other lines of business .....												
35. TOTALS (a) .....	2,712,066	2,725,517		732,011	2,543,189	2,453,753	1,492,972	59,884	18,619	53,587	285,481	107,801
DETAILS OF WRITE-INS												
3401. ....												
3402. ....												
3403. ....												
3498. Summary of remaining write-ins for Line 34 from overflow page .....												
3499. Totals (Lines 3401 thru 3403 plus 3498)(Line 34 above) .....												

(a) Finance and service charges not included in Lines 1 to 35 \$ 178,233  
(b) For health business on indicated lines report: Number of persons insured under PPO managed care products and number of persons insured under indemnity only products .



ANNUAL STATEMENT FOR THE YEAR 2014 OF THE Bristol West Insurance Company

EXHIBIT OF PREMIUMS AND LOSSES (Statutory Page 14)

NAIC Group Code 0069 BUSINESS IN THE STATE OF Maryland DURING THE YEAR 2014 NAIC Company Code 19658

Line of Business		Gross Premiums, Including Policy and Membership Fees, Less Return Premiums and Premiums on Policies not Taken		3 Dividends Paid or Credited to Policyholders on Direct Business	4 Direct Unearned Premium Reserves	5 Direct Losses Paid (deducting salvage)	6 Direct Losses Incurred	7 Direct Losses Unpaid	8 Direct Defense and Cost Containment Expense Paid	9 Direct Defense and Cost Containment Expense Incurred	10 Direct Defense and Cost Containment Expense Unpaid	11 Commissions and Brokerage Expenses	12 Taxes, Licenses and Fees
		1 Direct Premiums Written	2 Direct Premiums Earned										
1.	Fire .....												
2.1	Allied lines .....												
2.2	Multiple peril crop .....												
2.3	Federal flood .....												
2.4	Private crop .....												
3.	Farmowners multiple peril .....												
4.	Homeowners multiple peril .....												
5.1	Commercial multiple peril (non-liability portion) .....												
5.2	Commercial multiple peril (liability portion) .....												
6.	Mortgage guaranty .....												
8.	Ocean marine .....												
9.	Inland marine .....												
10.	Financial guaranty .....												
11.	Medical professional liability .....												
12.	Earthquake .....												
13.	Group accident and health (b) .....												
14.	Credit accident and health (group and individual) .....												
15.1	Collectively renewable accident and health (b) .....												
15.2	Non-cancelable accident and health(b) .....												
15.3	Guaranteed renewable accident and health(b) .....												
15.4	Non-renewable for stated reasons only (b) .....												
15.5	Other accident only .....												
15.6	Medicare Title XVIII exempt from state taxes or fees .....												
15.7	All other accident and health (b) .....												
15.8	Federal employees health benefits plan premium (b) .....												
16.	Workers' compensation .....												
17.1	Other Liability - occurrence .....												
17.2	Other Liability - claims made .....												
17.3	Excess workers' compensation .....												
18.	Products liability .....												
19.1	Private passenger auto no-fault (personal injury protection) .....												
19.2	Other private passenger auto liability .....												
19.3	Commercial auto no-fault (personal injury protection) .....												
19.4	Other commercial auto liability .....												
21.1	Private passenger auto physical damage .....												
21.2	Commercial auto physical damage .....												
22.	Aircraft (all perils) .....												
23.	Fidelity .....												
24.	Surety .....												
26.	Burglary and theft .....												
27.	Boiler and machinery .....												
28.	Credit .....												
30.	Warranty .....												
34.	Aggregate write-ins for other lines of business .....												
35.	TOTALS (a) .....												
DETAILS OF WRITE-INS													
3401.	.....												
3402.	.....												
3403.	.....												
3498.	Summary of remaining write-ins for Line 34 from overflow page .....												
3499.	Totals (Lines 3401 thru 3403 plus 3498)(Line 34 above) .....												

(a) Finance and service charges not included in Lines 1 to 35 \$ .....  
(b) For health business on indicated lines report: Number of persons insured under PPO managed care products ..... and number of persons insured under indemnity only products .....





ANNUAL STATEMENT FOR THE YEAR 2014 OF THE Bristol West Insurance Company

EXHIBIT OF PREMIUMS AND LOSSES (Statutory Page 14)

NAIC Group Code 0069 BUSINESS IN THE STATE OF Michigan DURING THE YEAR 2014 NAIC Company Code 19658

Line of Business	Gross Premiums, Including Policy and Membership Fees, Less Return Premiums and Premiums on Policies not Taken		3 Dividends Paid or Credited to Policyholders on Direct Business	4 Direct Unearned Premium Reserves	5 Direct Losses Paid (deducting salvage)	6 Direct Losses Incurred	7 Direct Losses Unpaid	8 Direct Defense and Cost Containment Expense Paid	9 Direct Defense and Cost Containment Expense Incurred	10 Direct Defense and Cost Containment Expense Unpaid	11 Commissions and Brokerage Expenses	12 Taxes, Licenses and Fees
	1 Direct Premiums Written	2 Direct Premiums Earned										
1. Fire .....												
2.1 Allied lines .....												
2.2 Multiple peril crop .....												
2.3 Federal flood .....												
2.4. Private crop .....												
3. Farmowners multiple peril .....												
4. Homeowners multiple peril .....												
5.1 Commercial multiple peril (non-liability portion) .....												
5.2 Commercial multiple peril (liability portion) .....												
6. Mortgage guaranty .....												
8. Ocean marine .....												
9. Inland marine .....												
10. Financial guaranty .....												
11. Medical professional liability .....												
12. Earthquake .....												
13. Group accident and health (b) .....												
14. Credit accident and health (group and individual) .....												
15.1 Collectively renewable accident and health (b) .....												
15.2 Non-cancelable accident and health(b) .....												
15.3 Guaranteed renewable accident and health(b) .....												
15.4 Non-renewable for stated reasons only (b) .....												
15.5 Other accident only .....												
15.6 Medicare Title XVIII exempt from state taxes or fees .....												
15.7 All other accident and health (b) .....												
15.8 Federal employees health benefits plan premium (b) .....												
16. Workers' compensation .....												
17.1 Other Liability - occurrence .....												
17.2 Other Liability - claims made .....												
17.3 Excess workers' compensation .....												
18. Products liability .....												
19.1 Private passenger auto no-fault (personal injury protection) .....	1,177,383	1,335,954		700,908	6,811,964	4,266,707	9,113,042	294,408	415,664	382,289	90,706	22,357
19.2 Other private passenger auto liability .....	288,223	336,641		168,139	345,428	265,100	410,588	17,011	(68,414)	52,122	30,414	5,811
19.3 Commercial auto no-fault (personal injury protection) .....												
19.4 Other commercial auto liability .....												
21.1 Private passenger auto physical damage .....	608,340	711,303		363,252	393,797	383,173	7,834		(100)	434	62,686	10,153
21.2 Commercial auto physical damage .....												
22. Aircraft (all perils) .....												
23. Fidelity .....												
24. Surety .....												
26. Burglary and theft .....												
27. Boiler and machinery .....												
28. Credit .....												
30. Warranty .....												
34. Aggregate write-ins for other lines of business .....												
35. TOTALS (a) .....	2,073,946	2,383,898		1,232,299	7,551,188	4,914,980	9,531,464	311,419	347,151	434,845	183,806	38,321
DETAILS OF WRITE-INS												
3401. ....												
3402. ....												
3403. ....												
3498. Summary of remaining write-ins for Line 34 from overflow page .....												
3499. Totals (Lines 3401 thru 3403 plus 3498)(Line 34 above) .....												

(a) Finance and service charges not included in Lines 1 to 35 \$ 85,329  
(b) For health business on indicated lines report: Number of persons insured under PPO managed care products and number of persons insured under indemnity only products .



ANNUAL STATEMENT FOR THE YEAR 2014 OF THE Bristol West Insurance Company

EXHIBIT OF PREMIUMS AND LOSSES (Statutory Page 14)

NAIC Group Code 0069 BUSINESS IN THE STATE OF Missouri DURING THE YEAR 2014 NAIC Company Code 19658

Line of Business	Gross Premiums, Including Policy and Membership Fees, Less Return Premiums and Premiums on Policies not Taken		3 Dividends Paid or Credited to Policyholders on Direct Business	4 Direct Unearned Premium Reserves	5 Direct Losses Paid (deducting salvage)	6 Direct Losses Incurred	7 Direct Losses Unpaid	8 Direct Defense and Cost Containment Expense Paid	9 Direct Defense and Cost Containment Expense Incurred	10 Direct Defense and Cost Containment Expense Unpaid	11 Commissions and Brokerage Expenses	12 Taxes, Licenses and Fees
	1 Direct Premiums Written	2 Direct Premiums Earned										
1. Fire .....												
2.1 Allied lines .....												
2.2 Multiple peril crop .....												
2.3 Federal flood .....												
2.4. Private crop .....												
3. Farmowners multiple peril .....												
4. Homeowners multiple peril .....												
5.1 Commercial multiple peril (non-liability portion) .....												
5.2 Commercial multiple peril (liability portion) .....												
6. Mortgage guaranty .....												
8. Ocean marine .....												
9. Inland marine .....												
10. Financial guaranty .....												
11. Medical professional liability .....												
12. Earthquake .....												
13. Group accident and health (b) .....												
14. Credit accident and health (group and individual) .....												
15.1 Collectively renewable accident and health (b) .....												
15.2 Non-cancelable accident and health(b) .....												
15.3 Guaranteed renewable accident and health(b) .....												
15.4 Non-renewable for stated reasons only (b) .....												
15.5 Other accident only .....												
15.6 Medicare Title XVIII exempt from state taxes or fees .....												
15.7 All other accident and health (b) .....												
15.8 Federal employees health benefits plan premium (b) .....												
16. Workers' compensation .....												
17.1 Other Liability - occurrence .....												
17.2 Other Liability - claims made .....												
17.3 Excess workers' compensation .....												
18. Products liability .....												
19.1 Private passenger auto no-fault (personal injury protection) .....												
19.2 Other private passenger auto liability .....	10,127,255	9,669,628		2,838,043	5,796,516	6,363,633	4,161,639	94,875	99,292	344,349	1,048,740	270,878
19.3 Commercial auto no-fault (personal injury protection) .....												
19.4 Other commercial auto liability .....												
21.1 Private passenger auto physical damage .....	3,464,623	3,347,455		987,954	1,876,759	1,846,728	124,128	11,938	8,687	1,858	360,709	91,579
21.2 Commercial auto physical damage .....												
22. Aircraft (all perils) .....												
23. Fidelity .....												
24. Surety .....												
26. Burglary and theft .....												
27. Boiler and machinery .....												
28. Credit .....												
30. Warranty .....												
34. Aggregate write-ins for other lines of business .....												
35. TOTALS (a) .....	13,591,878	13,017,083		3,825,996	7,673,275	8,210,361	4,285,767	106,813	107,979	346,207	1,409,449	362,457
DETAILS OF WRITE-INS												
3401. ....												
3402. ....												
3403. ....												
3498. Summary of remaining write-ins for Line 34 from overflow page .....												
3499. Totals (Lines 3401 thru 3403 plus 3498)(Line 34 above) .....												

(a) Finance and service charges not included in Lines 1 to 35 \$ 1,050,590  
(b) For health business on indicated lines report: Number of persons insured under PPO managed care products and number of persons insured under indemnity only products .



ANNUAL STATEMENT FOR THE YEAR 2014 OF THE Bristol West Insurance Company

EXHIBIT OF PREMIUMS AND LOSSES (Statutory Page 14)

NAIC Group Code 0069 BUSINESS IN THE STATE OF Montana DURING THE YEAR 2014 NAIC Company Code 19658

Line of Business	Gross Premiums, Including Policy and Membership Fees, Less Return Premiums and Premiums on Policies not Taken		3 Dividends Paid or Credited to Policyholders on Direct Business	4 Direct Unearned Premium Reserves	5 Direct Losses Paid (deducting salvage)	6 Direct Losses Incurred	7 Direct Losses Unpaid	8 Direct Defense and Cost Containment Expense Paid	9 Direct Defense and Cost Containment Expense Incurred	10 Direct Defense and Cost Containment Expense Unpaid	11 Commissions and Brokerage Expenses	12 Taxes, Licenses and Fees
	1 Direct Premiums Written	2 Direct Premiums Earned										
1. Fire .....												
2.1 Allied lines .....												
2.2 Multiple peril crop .....												
2.3 Federal flood .....												
2.4. Private crop .....												
3. Farmowners multiple peril .....												
4. Homeowners multiple peril .....												
5.1 Commercial multiple peril (non-liability portion) .....												
5.2 Commercial multiple peril (liability portion) .....												
6. Mortgage guaranty .....												
8. Ocean marine .....												
9. Inland marine .....												
10. Financial guaranty .....												
11. Medical professional liability .....												
12. Earthquake .....												
13. Group accident and health (b) .....												
14. Credit accident and health (group and individual) .....												
15.1 Collectively renewable accident and health (b) .....												
15.2 Non-cancelable accident and health(b) .....												
15.3 Guaranteed renewable accident and health(b) .....												
15.4 Non-renewable for stated reasons only (b) .....												
15.5 Other accident only .....												
15.6 Medicare Title XVIII exempt from state taxes or fees .....												
15.7 All other accident and health (b) .....												
15.8 Federal employees health benefits plan premium (b) .....												
16. Workers' compensation .....												
17.1 Other Liability - occurrence .....												
17.2 Other Liability - claims made .....												
17.3 Excess workers' compensation .....												
18. Products liability .....												
19.1 Private passenger auto no-fault (personal injury protection) .....												
19.2 Other private passenger auto liability .....	2,575,603	2,669,273		616,162	1,210,087	1,262,173	1,040,448	25,858	(14,768)	20,151	256,250	78,208
19.3 Commercial auto no-fault (personal injury protection) .....												
19.4 Other commercial auto liability .....												
21.1 Private passenger auto physical damage .....	1,140,329	1,184,677		303,072	917,324	900,103	42,823	6,118	7,829	3,084	122,510	34,953
21.2 Commercial auto physical damage .....												
22. Aircraft (all perils) .....												
23. Fidelity .....												
24. Surety .....												
26. Burglary and theft .....												
27. Boiler and machinery .....												
28. Credit .....												
30. Warranty .....												
34. Aggregate write-ins for other lines of business .....												
35. TOTALS (a) .....	3,715,932	3,853,950		919,235	2,127,410	2,162,276	1,083,272	31,976	(6,939)	23,235	378,759	113,162
DETAILS OF WRITE-INS												
3401. ....												
3402. ....												
3403. ....												
3498. Summary of remaining write-ins for Line 34 from overflow page .....												
3499. Totals (Lines 3401 thru 3403 plus 3498)(Line 34 above) .....												

(a) Finance and service charges not included in Lines 1 to 35 \$ 190,238  
(b) For health business on indicated lines report: Number of persons insured under PPO managed care products and number of persons insured under indemnity only products .



ANNUAL STATEMENT FOR THE YEAR 2014 OF THE Bristol West Insurance Company

EXHIBIT OF PREMIUMS AND LOSSES (Statutory Page 14)

NAIC Group Code 0069 BUSINESS IN THE STATE OF Nebraska DURING THE YEAR 2014 NAIC Company Code 19658

Line of Business	Gross Premiums, Including Policy and Membership Fees, Less Return Premiums and Premiums on Policies not Taken		3 Dividends Paid or Credited to Policyholders on Direct Business	4 Direct Unearned Premium Reserves	5 Direct Losses Paid (deducting salvage)	6 Direct Losses Incurred	7 Direct Losses Unpaid	8 Direct Defense and Cost Containment Expense Paid	9 Direct Defense and Cost Containment Expense Incurred	10 Direct Defense and Cost Containment Expense Unpaid	11 Commissions and Brokerage Expenses	12 Taxes, Licenses and Fees
	1 Direct Premiums Written	2 Direct Premiums Earned										
1. Fire .....												
2.1 Allied lines .....												
2.2 Multiple peril crop .....												
2.3 Federal flood .....												
2.4. Private crop .....												
3. Farmowners multiple peril .....												
4. Homeowners multiple peril .....												
5.1 Commercial multiple peril (non-liability portion) .....												
5.2 Commercial multiple peril (liability portion) .....												
6. Mortgage guaranty .....												
8. Ocean marine .....												
9. Inland marine .....												
10. Financial guaranty .....												
11. Medical professional liability .....												
12. Earthquake .....												
13. Group accident and health (b) .....												
14. Credit accident and health (group and individual) .....												
15.1 Collectively renewable accident and health (b) .....												
15.2 Non-cancelable accident and health(b) .....												
15.3 Guaranteed renewable accident and health(b) .....												
15.4 Non-renewable for stated reasons only (b) .....												
15.5 Other accident only .....												
15.6 Medicare Title XVIII exempt from state taxes or fees .....												
15.7 All other accident and health (b) .....												
15.8 Federal employees health benefits plan premium (b) .....												
16. Workers' compensation .....												
17.1 Other Liability - occurrence .....												
17.2 Other Liability - claims made .....												
17.3 Excess workers' compensation .....												
18. Products liability .....												
19.1 Private passenger auto no-fault (personal injury protection) .....												
19.2 Other private passenger auto liability .....	4,134,289	3,764,409		1,088,263	1,837,624	2,337,368	1,866,957	43,502	(39,414)	67,234	389,145	81,755
19.3 Commercial auto no-fault (personal injury protection) .....												
19.4 Other commercial auto liability .....												
21.1 Private passenger auto physical damage .....	1,759,295	1,528,651		510,077	1,020,150	1,051,282	63,839	6,628	4,511	3,388	171,463	34,248
21.2 Commercial auto physical damage .....												
22. Aircraft (all perils) .....												
23. Fidelity .....												
24. Surety .....												
26. Burglary and theft .....												
27. Boiler and machinery .....												
28. Credit .....												
30. Warranty .....												
34. Aggregate write-ins for other lines of business .....												
35. TOTALS (a) .....	5,893,584	5,293,060		1,598,340	2,857,774	3,388,649	1,930,796	50,131	(34,902)	70,622	560,608	116,004
DETAILS OF WRITE-INS												
3401. ....												
3402. ....												
3403. ....												
3498. Summary of remaining write-ins for Line 34 from overflow page .....												
3499. Totals (Lines 3401 thru 3403 plus 3498)(Line 34 above) .....												

(a) Finance and service charges not included in Lines 1 to 35 \$ 238,110  
(b) For health business on indicated lines report: Number of persons insured under PPO managed care products and number of persons insured under indemnity only products .



ANNUAL STATEMENT FOR THE YEAR 2014 OF THE Bristol West Insurance Company

EXHIBIT OF PREMIUMS AND LOSSES (Statutory Page 14)

NAIC Group Code 0069 BUSINESS IN THE STATE OF New Hampshire DURING THE YEAR 2014 NAIC Company Code 19658

Line of Business		Gross Premiums, Including Policy and Membership Fees, Less Return Premiums and Premiums on Policies not Taken		Dividends Paid or Credited to Policyholders on Direct Business	Direct Unearned Premium Reserves	Direct Losses Paid (deducting salvage)	Direct Losses Incurred	Direct Losses Unpaid	Direct Defense and Cost Containment Expense Paid	Direct Defense and Cost Containment Expense Incurred	Direct Defense and Cost Containment Expense Unpaid	Commissions and Brokerage Expenses	Taxes, Licenses and Fees
		1 Direct Premiums Written	2 Direct Premiums Earned										
1.	Fire .....												
2.1	Allied lines .....												
2.2	Multiple peril crop .....												
2.3	Federal flood .....												
2.4	Private crop .....												
3.	Farmowners multiple peril .....												
4.	Homeowners multiple peril .....												
5.1	Commercial multiple peril (non-liability portion) .....												
5.2	Commercial multiple peril (liability portion) .....												
6.	Mortgage guaranty .....												
8.	Ocean marine .....												
9.	Inland marine .....												
10.	Financial guaranty .....												
11.	Medical professional liability .....												
12.	Earthquake .....												
13.	Group accident and health (b) .....												
14.	Credit accident and health (group and individual) .....												
15.1	Collectively renewable accident and health (b) .....												
15.2	Non-cancelable accident and health(b) .....												
15.3	Guaranteed renewable accident and health(b) .....												
15.4	Non-renewable for stated reasons only (b) .....												
15.5	Other accident only .....												
15.6	Medicare Title XVIII exempt from state taxes or fees .....												
15.7	All other accident and health (b) .....												
15.8	Federal employees health benefits plan premium (b) .....												
16.	Workers' compensation .....												
17.1	Other Liability - occurrence .....												
17.2	Other Liability - claims made .....												
17.3	Excess workers' compensation .....												
18.	Products liability .....												
19.1	Private passenger auto no-fault (personal injury protection) .....												
19.2	Other private passenger auto liability .....	1,090,430	1,258,927		336,537	1,311,765	468,296	791,700	32,973	17,907	46,570	116,444	20,596
19.3	Commercial auto no-fault (personal injury protection) .....												
19.4	Other commercial auto liability .....												
21.1	Private passenger auto physical damage .....	708,833	833,611		225,131	541,882	524,740	19,117		(921)	309	77,503	13,067
21.2	Commercial auto physical damage .....												
22.	Aircraft (all perils) .....												
23.	Fidelity .....												
24.	Surety .....												
26.	Burglary and theft .....												
27.	Boiler and machinery .....												
28.	Credit .....												
30.	Warranty .....												
34.	Aggregate write-ins for other lines of business .....												
35.	TOTALS (a) .....	1,799,263	2,092,538		561,668	1,853,646	993,036	810,817	32,973	16,986	46,879	193,946	33,663
DETAILS OF WRITE-INS													
3401.	.....												
3402.	.....												
3403.	.....												
3498.	Summary of remaining write-ins for Line 34 from overflow page .....												
3499.	Totals (Lines 3401 thru 3403 plus 3498)(Line 34 above) .....												

(a) Finance and service charges not included in Lines 1 to 35 \$ 102,471  
(b) For health business on indicated lines report: Number of persons insured under PPO managed care products ..... and number of persons insured under indemnity only products .....



ANNUAL STATEMENT FOR THE YEAR 2014 OF THE Bristol West Insurance Company

EXHIBIT OF PREMIUMS AND LOSSES (Statutory Page 14)

NAIC Group Code 0069 BUSINESS IN THE STATE OF New Mexico DURING THE YEAR 2014 NAIC Company Code 19658

Line of Business	Gross Premiums, Including Policy and Membership Fees, Less Return Premiums and Premiums on Policies not Taken		3 Dividends Paid or Credited to Policyholders on Direct Business	4 Direct Unearned Premium Reserves	5 Direct Losses Paid (deducting salvage)	6 Direct Losses Incurred	7 Direct Losses Unpaid	8 Direct Defense and Cost Containment Expense Paid	9 Direct Defense and Cost Containment Expense Incurred	10 Direct Defense and Cost Containment Expense Unpaid	11 Commissions and Brokerage Expenses	12 Taxes, Licenses and Fees
	1 Direct Premiums Written	2 Direct Premiums Earned										
1. Fire .....												
2.1 Allied lines .....												
2.2 Multiple peril crop .....												
2.3 Federal flood .....												
2.4. Private crop .....												
3. Farmowners multiple peril .....												
4. Homeowners multiple peril .....												
5.1 Commercial multiple peril (non-liability portion) .....												
5.2 Commercial multiple peril (liability portion) .....												
6. Mortgage guaranty .....												
8. Ocean marine .....												
9. Inland marine .....												
10. Financial guaranty .....												
11. Medical professional liability .....												
12. Earthquake .....												
13. Group accident and health (b) .....												
14. Credit accident and health (group and individual) .....												
15.1 Collectively renewable accident and health (b) .....												
15.2 Non-cancelable accident and health(b) .....												
15.3 Guaranteed renewable accident and health(b) .....												
15.4 Non-renewable for stated reasons only (b) .....												
15.5 Other accident only .....												
15.6 Medicare Title XVIII exempt from state taxes or fees .....												
15.7 All other accident and health (b) .....												
15.8 Federal employees health benefits plan premium (b) .....												
16. Workers' compensation .....												
17.1 Other Liability - occurrence .....												
17.2 Other Liability - claims made .....												
17.3 Excess workers' compensation .....												
18. Products liability .....												
19.1 Private passenger auto no-fault (personal injury protection) .....												
19.2 Other private passenger auto liability .....	4,082,297	4,074,765		1,067,201	2,179,616	2,136,378	1,911,831	113,834	91,288	205,712	431,087	175,063
19.3 Commercial auto no-fault (personal injury protection) .....												
19.4 Other commercial auto liability .....												
21.1 Private passenger auto physical damage .....	1,309,253	1,286,532		356,001	592,084	605,891	71,199	3,411	2,895	403	138,901	56,705
21.2 Commercial auto physical damage .....												
22. Aircraft (all perils) .....												
23. Fidelity .....												
24. Surety .....												
26. Burglary and theft .....												
27. Boiler and machinery .....												
28. Credit .....												
30. Warranty .....												
34. Aggregate write-ins for other lines of business .....												
35. TOTALS (a) .....	5,391,550	5,361,297		1,423,202	2,771,700	2,742,269	1,983,031	117,244	94,183	206,114	569,988	231,769
DETAILS OF WRITE-INS												
3401. ....												
3402. ....												
3403. ....												
3498. Summary of remaining write-ins for Line 34 from overflow page .....												
3499. Totals (Lines 3401 thru 3403 plus 3498)(Line 34 above) .....												

(a) Finance and service charges not included in Lines 1 to 35 \$ 323,346  
(b) For health business on indicated lines report: Number of persons insured under PPO managed care products and number of persons insured under indemnity only products .



ANNUAL STATEMENT FOR THE YEAR 2014 OF THE Bristol West Insurance Company

EXHIBIT OF PREMIUMS AND LOSSES (Statutory Page 14)

NAIC Group Code 0069 BUSINESS IN THE STATE OF North Dakota DURING THE YEAR 2014 NAIC Company Code 19658

Line of Business	Gross Premiums, Including Policy and Membership Fees, Less Return Premiums and Premiums on Policies not Taken		3 Dividends Paid or Credited to Policyholders on Direct Business	4 Direct Unearned Premium Reserves	5 Direct Losses Paid (deducting salvage)	6 Direct Losses Incurred	7 Direct Losses Unpaid	8 Direct Defense and Cost Containment Expense Paid	9 Direct Defense and Cost Containment Expense Incurred	10 Direct Defense and Cost Containment Expense Unpaid	11 Commissions and Brokerage Expenses	12 Taxes, Licenses and Fees
	1 Direct Premiums Written	2 Direct Premiums Earned										
1. Fire .....												
2.1 Allied lines .....												
2.2 Multiple peril crop .....												
2.3 Federal flood .....												
2.4. Private crop .....												
3. Farmowners multiple peril .....												
4. Homeowners multiple peril .....												
5.1 Commercial multiple peril (non-liability portion) .....												
5.2 Commercial multiple peril (liability portion) .....												
6. Mortgage guaranty .....												
8. Ocean marine .....												
9. Inland marine .....												
10. Financial guaranty .....												
11. Medical professional liability .....												
12. Earthquake .....												
13. Group accident and health (b) .....												
14. Credit accident and health (group and individual) .....												
15.1 Collectively renewable accident and health (b) .....												
15.2 Non-cancelable accident and health(b) .....												
15.3 Guaranteed renewable accident and health(b) .....												
15.4 Non-renewable for stated reasons only (b) .....												
15.5 Other accident only .....												
15.6 Medicare Title XVIII exempt from state taxes or fees .....												
15.7 All other accident and health (b) .....												
15.8 Federal employees health benefits plan premium (b) .....												
16. Workers' compensation .....												
17.1 Other Liability - occurrence .....												
17.2 Other Liability - claims made .....												
17.3 Excess workers' compensation .....												
18. Products liability .....												
19.1 Private passenger auto no-fault (personal injury protection) .....	357,116	326,511		105,216	265,659	246,928	69,936	6,170	6,578	2,485	37,584	7,933
19.2 Other private passenger auto liability .....	1,072,446	1,015,057		274,807	578,656	744,761	412,729	8,956	7,558	6,604	107,201	24,350
19.3 Commercial auto no-fault (personal injury protection) .....												
19.4 Other commercial auto liability .....												
21.1 Private passenger auto physical damage .....	768,085	738,990		214,884	413,781	397,600	10,474		(1,072)	152	81,270	17,752
21.2 Commercial auto physical damage .....												
22. Aircraft (all perils) .....												
23. Fidelity .....												
24. Surety .....												
26. Burglary and theft .....												
27. Boiler and machinery .....												
28. Credit .....												
30. Warranty .....												
34. Aggregate write-ins for other lines of business .....												
35. TOTALS (a) .....	2,197,647	2,080,559		594,906	1,258,096	1,389,289	493,139	15,126	13,064	9,241	226,055	50,036
DETAILS OF WRITE-INS												
3401. ....												
3402. ....												
3403. ....												
3498. Summary of remaining write-ins for Line 34 from overflow page .....												
3499. Totals (Lines 3401 thru 3403 plus 3498)(Line 34 above) .....												

(a) Finance and service charges not included in Lines 1 to 35 \$ 106,278  
(b) For health business on indicated lines report: Number of persons insured under PPO managed care products and number of persons insured under indemnity only products .



ANNUAL STATEMENT FOR THE YEAR 2014 OF THE Bristol West Insurance Company

EXHIBIT OF PREMIUMS AND LOSSES (Statutory Page 14)

NAIC Group Code 0069 BUSINESS IN THE STATE OF Ohio DURING THE YEAR 2014 NAIC Company Code 19658

Line of Business	Gross Premiums, Including Policy and Membership Fees, Less Return Premiums and Premiums on Policies not Taken		3 Dividends Paid or Credited to Policyholders on Direct Business	4 Direct Unearned Premium Reserves	5 Direct Losses Paid (deducting salvage)	6 Direct Losses Incurred	7 Direct Losses Unpaid	8 Direct Defense and Cost Containment Expense Paid	9 Direct Defense and Cost Containment Expense Incurred	10 Direct Defense and Cost Containment Expense Unpaid	11 Commissions and Brokerage Expenses	12 Taxes, Licenses and Fees
	1 Direct Premiums Written	2 Direct Premiums Earned										
1. Fire .....												
2.1 Allied lines .....												
2.2 Multiple peril crop .....												
2.3 Federal flood .....												
2.4. Private crop .....												
3. Farmowners multiple peril .....												
4. Homeowners multiple peril .....												
5.1 Commercial multiple peril (non-liability portion) .....												
5.2 Commercial multiple peril (liability portion) .....												
6. Mortgage guaranty .....												
8. Ocean marine .....												
9. Inland marine .....												
10. Financial guaranty .....												
11. Medical professional liability .....												
12. Earthquake .....												
13. Group accident and health (b) .....												
14. Credit accident and health (group and individual) .....												
15.1 Collectively renewable accident and health (b) .....												
15.2 Non-cancelable accident and health(b) .....												
15.3 Guaranteed renewable accident and health(b) .....												
15.4 Non-renewable for stated reasons only (b) .....												
15.5 Other accident only .....												
15.6 Medicare Title XVIII exempt from state taxes or fees .....												
15.7 All other accident and health (b) .....												
15.8 Federal employees health benefits plan premium (b) .....												
16. Workers' compensation .....												
17.1 Other Liability - occurrence .....												
17.2 Other Liability - claims made .....												
17.3 Excess workers' compensation .....												
18. Products liability .....												
19.1 Private passenger auto no-fault (personal injury protection) .....												
19.2 Other private passenger auto liability .....	1,876,929	2,215,230		429,435	2,194,388	1,926,145	1,599,837	116,649	(3,911)	217,060	178,114	72,525
19.3 Commercial auto no-fault (personal injury protection) .....												
19.4 Other commercial auto liability .....												
21.1 Private passenger auto physical damage .....	1,056,841	1,233,257		246,029	925,791	866,047	19,353	100	(2,650)	2,122	102,308	39,806
21.2 Commercial auto physical damage .....												
22. Aircraft (all perils) .....												
23. Fidelity .....												
24. Surety .....												
26. Burglary and theft .....												
27. Boiler and machinery .....												
28. Credit .....												
30. Warranty .....												
34. Aggregate write-ins for other lines of business .....												
35. TOTALS (a) .....	2,933,770	3,448,486		675,465	3,120,179	2,792,192	1,619,189	116,749	(6,561)	219,182	280,422	112,331
DETAILS OF WRITE-INS												
3401. ....												
3402. ....												
3403. ....												
3498. Summary of remaining write-ins for Line 34 from overflow page .....												
3499. Totals (Lines 3401 thru 3403 plus 3498)(Line 34 above) .....												

(a) Finance and service charges not included in Lines 1 to 35 \$ 204,535  
(b) For health business on indicated lines report: Number of persons insured under PPO managed care products and number of persons insured under indemnity only products .





ANNUAL STATEMENT FOR THE YEAR 2014 OF THE Bristol West Insurance Company

EXHIBIT OF PREMIUMS AND LOSSES (Statutory Page 14)

NAIC Group Code 0069 BUSINESS IN THE STATE OF Oklahoma DURING THE YEAR 2014 NAIC Company Code 19658

Line of Business	Gross Premiums, Including Policy and Membership Fees, Less Return Premiums and Premiums on Policies not Taken		3 Dividends Paid or Credited to Policyholders on Direct Business	4 Direct Unearned Premium Reserves	5 Direct Losses Paid (deducting salvage)	6 Direct Losses Incurred	7 Direct Losses Unpaid	8 Direct Defense and Cost Containment Expense Paid	9 Direct Defense and Cost Containment Expense Incurred	10 Direct Defense and Cost Containment Expense Unpaid	11 Commissions and Brokerage Expenses	12 Taxes, Licenses and Fees
	1 Direct Premiums Written	2 Direct Premiums Earned										
1. Fire .....												
2.1 Allied lines .....												
2.2 Multiple peril crop .....												
2.3 Federal flood .....												
2.4. Private crop .....												
3. Farmowners multiple peril .....												
4. Homeowners multiple peril .....												
5.1 Commercial multiple peril (non-liability portion) .....												
5.2 Commercial multiple peril (liability portion) .....												
6. Mortgage guaranty .....												
8. Ocean marine .....												
9. Inland marine .....												
10. Financial guaranty .....												
11. Medical professional liability .....												
12. Earthquake .....												
13. Group accident and health (b) .....												
14. Credit accident and health (group and individual) .....												
15.1 Collectively renewable accident and health (b) .....												
15.2 Non-cancelable accident and health(b) .....												
15.3 Guaranteed renewable accident and health(b) .....												
15.4 Non-renewable for stated reasons only (b) .....												
15.5 Other accident only .....												
15.6 Medicare Title XVIII exempt from state taxes or fees .....												
15.7 All other accident and health (b) .....												
15.8 Federal employees health benefits plan premium (b) .....												
16. Workers' compensation .....												
17.1 Other Liability - occurrence .....												
17.2 Other Liability - claims made .....												
17.3 Excess workers' compensation .....												
18. Products liability .....												
19.1 Private passenger auto no-fault (personal injury protection) .....												
19.2 Other private passenger auto liability .....	8,202,001	8,250,780		1,994,420	4,278,778	4,585,124	3,042,171	63,531	(91,654)	124,968	807,855	276,556
19.3 Commercial auto no-fault (personal injury protection) .....												
19.4 Other commercial auto liability .....												
21.1 Private passenger auto physical damage .....	3,092,388	3,117,995		808,854	1,825,751	1,822,249	124,411	3,285	3,188	1,494	322,757	106,669
21.2 Commercial auto physical damage .....												
22. Aircraft (all perils) .....												
23. Fidelity .....												
24. Surety .....												
26. Burglary and theft .....												
27. Boiler and machinery .....												
28. Credit .....												
30. Warranty .....												
34. Aggregate write-ins for other lines of business .....												
35. TOTALS (a) .....	11,294,389	11,368,775		2,803,274	6,104,529	6,407,372	3,166,583	66,816	(88,466)	126,462	1,130,612	383,225
DETAILS OF WRITE-INS												
3401. ....												
3402. ....												
3403. ....												
3498. Summary of remaining write-ins for Line 34 from overflow page .....												
3499. Totals (Lines 3401 thru 3403 plus 3498)(Line 34 above) .....												

(a) Finance and service charges not included in Lines 1 to 35 \$ 1,161,813  
(b) For health business on indicated lines report: Number of persons insured under PPO managed care products and number of persons insured under indemnity only products .



ANNUAL STATEMENT FOR THE YEAR 2014 OF THE Bristol West Insurance Company

EXHIBIT OF PREMIUMS AND LOSSES (Statutory Page 14)

NAIC Group Code 0069 BUSINESS IN THE STATE OF Oregon DURING THE YEAR 2014 NAIC Company Code 19658

Line of Business		Gross Premiums, Including Policy and Membership Fees, Less Return Premiums and Premiums on Policies not Taken		3 Dividends Paid or Credited to Policyholders on Direct Business	4 Direct Unearned Premium Reserves	5 Direct Losses Paid (deducting salvage)	6 Direct Losses Incurred	7 Direct Losses Unpaid	8 Direct Defense and Cost Containment Expense Paid	9 Direct Defense and Cost Containment Expense Incurred	10 Direct Defense and Cost Containment Expense Unpaid	11 Commissions and Brokerage Expenses	12 Taxes, Licenses and Fees
		1 Direct Premiums Written	2 Direct Premiums Earned										
1.	Fire .....												
2.1	Allied lines .....												
2.2	Multiple peril crop .....												
2.3	Federal flood .....												
2.4	Private crop .....												
3.	Farmowners multiple peril .....												
4.	Homeowners multiple peril .....												
5.1	Commercial multiple peril (non-liability portion) .....												
5.2	Commercial multiple peril (liability portion) .....												
6.	Mortgage guaranty .....												
8.	Ocean marine .....												
9.	Inland marine .....												
10.	Financial guaranty .....												
11.	Medical professional liability .....												
12.	Earthquake .....												
13.	Group accident and health (b) .....												
14.	Credit accident and health (group and individual) .....												
15.1	Collectively renewable accident and health (b) .....												
15.2	Non-cancelable accident and health(b) .....												
15.3	Guaranteed renewable accident and health(b) .....												
15.4	Non-renewable for stated reasons only (b) .....												
15.5	Other accident only .....												
15.6	Medicare Title XVIII exempt from state taxes or fees .....												
15.7	All other accident and health (b) .....												
15.8	Federal employees health benefits plan premium (b) .....												
16.	Workers' compensation .....												
17.1	Other Liability - occurrence .....												
17.2	Other Liability - claims made .....												
17.3	Excess workers' compensation .....												
18.	Products liability .....												
19.1	Private passenger auto no-fault (personal injury protection) .....												
19.2	Other private passenger auto liability .....												
19.3	Commercial auto no-fault (personal injury protection) .....												
19.4	Other commercial auto liability .....												
21.1	Private passenger auto physical damage .....												
21.2	Commercial auto physical damage .....												
22.	Aircraft (all perils) .....												
23.	Fidelity .....												
24.	Surety .....												
26.	Burglary and theft .....												
27.	Boiler and machinery .....												
28.	Credit .....												
30.	Warranty .....												
34.	Aggregate write-ins for other lines of business .....												
35.	TOTALS (a) .....												
DETAILS OF WRITE-INS													
3401.	.....												
3402.	.....												
3403.	.....												
3498.	Summary of remaining write-ins for Line 34 from overflow page .....												
3499.	Totals (Lines 3401 thru 3403 plus 3498)(Line 34 above) .....												

(a) Finance and service charges not included in Lines 1 to 35 \$ .....  
(b) For health business on indicated lines report: Number of persons insured under PPO managed care products ..... and number of persons insured under indemnity only products .....



ANNUAL STATEMENT FOR THE YEAR 2014 OF THE Bristol West Insurance Company

EXHIBIT OF PREMIUMS AND LOSSES (Statutory Page 14)

NAIC Group Code 0069 BUSINESS IN THE STATE OF Pennsylvania DURING THE YEAR 2014 NAIC Company Code 19658

Line of Business	Gross Premiums, Including Policy and Membership Fees, Less Return Premiums and Premiums on Policies not Taken		3 Dividends Paid or Credited to Policyholders on Direct Business	4 Direct Unearned Premium Reserves	5 Direct Losses Paid (deducting salvage)	6 Direct Losses Incurred	7 Direct Losses Unpaid	8 Direct Defense and Cost Containment Expense Paid	9 Direct Defense and Cost Containment Expense Incurred	10 Direct Defense and Cost Containment Expense Unpaid	11 Commissions and Brokerage Expenses	12 Taxes, Licenses and Fees
	1 Direct Premiums Written	2 Direct Premiums Earned										
1. Fire .....												
2.1 Allied lines .....												
2.2 Multiple peril crop .....												
2.3 Federal flood .....												
2.4. Private crop .....												
3. Farmowners multiple peril .....												
4. Homeowners multiple peril .....												
5.1 Commercial multiple peril (non-liability portion) .....												
5.2 Commercial multiple peril (liability portion) .....												
6. Mortgage guaranty .....												
8. Ocean marine .....												
9. Inland marine .....												
10. Financial guaranty .....												
11. Medical professional liability .....												
12. Earthquake .....												
13. Group accident and health (b) .....												
14. Credit accident and health (group and individual) .....												
15.1 Collectively renewable accident and health (b) .....												
15.2 Non-cancelable accident and health(b) .....												
15.3 Guaranteed renewable accident and health(b) .....												
15.4 Non-renewable for stated reasons only (b) .....												
15.5 Other accident only .....												
15.6 Medicare Title XVIII exempt from state taxes or fees .....												
15.7 All other accident and health (b) .....												
15.8 Federal employees health benefits plan premium (b) .....												
16. Workers' compensation .....												
17.1 Other Liability - occurrence .....												
17.2 Other Liability - claims made .....												
17.3 Excess workers' compensation .....												
18. Products liability .....												
19.1 Private passenger auto no-fault (personal injury protection) .....	2,020,290	2,125,444		526,487	1,274,751	1,184,366	573,879	40,249	8,831	38,090	204,960	57,022
19.2 Other private passenger auto liability .....	8,264,112	8,551,260		2,041,146	6,337,620	5,308,604	5,092,002	642,849	314,030	728,058	792,048	237,083
19.3 Commercial auto no-fault (personal injury protection) .....												
19.4 Other commercial auto liability .....												
21.1 Private passenger auto physical damage .....	4,486,596	4,530,418		1,183,515	3,459,088	3,409,494	64,289	1,169	(3,129)	4,849	450,299	126,813
21.2 Commercial auto physical damage .....												
22. Aircraft (all perils) .....												
23. Fidelity .....												
24. Surety .....												
26. Burglary and theft .....												
27. Boiler and machinery .....												
28. Credit .....												
30. Warranty .....												
34. Aggregate write-ins for other lines of business .....												
35. TOTALS (a) .....	14,770,998	15,207,121		3,751,148	11,071,458	9,902,463	5,730,170	684,267	319,732	770,997	1,447,307	420,919
DETAILS OF WRITE-INS												
3401. ....												
3402. ....												
3403. ....												
3498. Summary of remaining write-ins for Line 34 from overflow page .....												
3499. Totals (Lines 3401 thru 3403 plus 3498)(Line 34 above) .....												

(a) Finance and service charges not included in Lines 1 to 35 \$ 829,112  
(b) For health business on indicated lines report: Number of persons insured under PPO managed care products and number of persons insured under indemnity only products .



ANNUAL STATEMENT FOR THE YEAR 2014 OF THE Bristol West Insurance Company

EXHIBIT OF PREMIUMS AND LOSSES (Statutory Page 14)

NAIC Group Code 0069 BUSINESS IN THE STATE OF Rhode Island DURING THE YEAR 2014 NAIC Company Code 19658

Line of Business		Gross Premiums, Including Policy and Membership Fees, Less Return Premiums and Premiums on Policies not Taken		3 Dividends Paid or Credited to Policyholders on Direct Business	4 Direct Unearned Premium Reserves	5 Direct Losses Paid (deducting salvage)	6 Direct Losses Incurred	7 Direct Losses Unpaid	8 Direct Defense and Cost Containment Expense Paid	9 Direct Defense and Cost Containment Expense Incurred	10 Direct Defense and Cost Containment Expense Unpaid	11 Commissions and Brokerage Expenses	12 Taxes, Licenses and Fees
		1 Direct Premiums Written	2 Direct Premiums Earned										
1.	Fire .....												
2.1	Allied lines .....												
2.2	Multiple peril crop .....												
2.3	Federal flood .....												
2.4	Private crop .....												
3.	Farmowners multiple peril .....												
4.	Homeowners multiple peril .....												
5.1	Commercial multiple peril (non-liability portion) .....												
5.2	Commercial multiple peril (liability portion) .....												
6.	Mortgage guaranty .....												
8.	Ocean marine .....												
9.	Inland marine .....												
10.	Financial guaranty .....												
11.	Medical professional liability .....												
12.	Earthquake .....												
13.	Group accident and health (b) .....												
14.	Credit accident and health (group and individual) .....												
15.1	Collectively renewable accident and health (b) .....												
15.2	Non-cancelable accident and health(b) .....												
15.3	Guaranteed renewable accident and health(b) .....												
15.4	Non-renewable for stated reasons only (b) .....												
15.5	Other accident only .....												
15.6	Medicare Title XVIII exempt from state taxes or fees .....												
15.7	All other accident and health (b) .....												
15.8	Federal employees health benefits plan premium (b) .....												
16.	Workers' compensation .....												
17.1	Other Liability - occurrence .....												
17.2	Other Liability - claims made .....												
17.3	Excess workers' compensation .....												
18.	Products liability .....												
19.1	Private passenger auto no-fault (personal injury protection) .....												
19.2	Other private passenger auto liability .....												
19.3	Commercial auto no-fault (personal injury protection) .....												
19.4	Other commercial auto liability .....												
21.1	Private passenger auto physical damage .....												
21.2	Commercial auto physical damage .....												
22.	Aircraft (all perils) .....												
23.	Fidelity .....												
24.	Surety .....												
26.	Burglary and theft .....												
27.	Boiler and machinery .....												
28.	Credit .....												
30.	Warranty .....												
34.	Aggregate write-ins for other lines of business .....												
35.	TOTALS (a) .....												
DETAILS OF WRITE-INS													
3401.	.....												
3402.	.....												
3403.	.....												
3498.	Summary of remaining write-ins for Line 34 from overflow page .....												
3499.	Totals (Lines 3401 thru 3403 plus 3498)(Line 34 above) .....												

(a) Finance and service charges not included in Lines 1 to 35 \$ .....  
(b) For health business on indicated lines report: Number of persons insured under PPO managed care products ..... and number of persons insured under indemnity only products .....



ANNUAL STATEMENT FOR THE YEAR 2014 OF THE Bristol West Insurance Company

EXHIBIT OF PREMIUMS AND LOSSES (Statutory Page 14)

NAIC Group Code 0069 BUSINESS IN THE STATE OF South Carolina DURING THE YEAR 2014 NAIC Company Code 19658

Line of Business	Gross Premiums, Including Policy and Membership Fees, Less Return Premiums and Premiums on Policies not Taken		3 Dividends Paid or Credited to Policyholders on Direct Business	4 Direct Unearned Premium Reserves	5 Direct Losses Paid (deducting salvage)	6 Direct Losses Incurred	7 Direct Losses Unpaid	8 Direct Defense and Cost Containment Expense Paid	9 Direct Defense and Cost Containment Expense Incurred	10 Direct Defense and Cost Containment Expense Unpaid	11 Commissions and Brokerage Expenses	12 Taxes, Licenses and Fees
	1 Direct Premiums Written	2 Direct Premiums Earned										
1. Fire .....												
2.1 Allied lines .....												
2.2 Multiple peril crop .....												
2.3 Federal flood .....												
2.4. Private crop .....												
3. Farmowners multiple peril .....												
4. Homeowners multiple peril .....												
5.1 Commercial multiple peril (non-liability portion) .....												
5.2 Commercial multiple peril (liability portion) .....												
6. Mortgage guaranty .....												
8. Ocean marine .....												
9. Inland marine .....												
10. Financial guaranty .....												
11. Medical professional liability .....												
12. Earthquake .....												
13. Group accident and health (b) .....												
14. Credit accident and health (group and individual) .....												
15.1 Collectively renewable accident and health (b) .....												
15.2 Non-cancelable accident and health(b) .....												
15.3 Guaranteed renewable accident and health(b) .....												
15.4 Non-renewable for stated reasons only (b) .....												
15.5 Other accident only .....												
15.6 Medicare Title XVIII exempt from state taxes or fees .....												
15.7 All other accident and health (b) .....												
15.8 Federal employees health benefits plan premium (b) .....												
16. Workers' compensation .....												
17.1 Other Liability - occurrence .....												
17.2 Other Liability - claims made .....												
17.3 Excess workers' compensation .....												
18. Products liability .....												
19.1 Private passenger auto no-fault (personal injury protection) .....												
19.2 Other private passenger auto liability .....	5,827,663	6,150,618		1,608,070	4,627,403	4,676,702	3,674,483	314,422	150,595	268,695	550,816	352,785
19.3 Commercial auto no-fault (personal injury protection) .....												
19.4 Other commercial auto liability .....												
21.1 Private passenger auto physical damage .....	2,071,956	2,211,610		555,897	1,418,166	1,356,437	81,819	4,563	110	2,755	197,925	129,038
21.2 Commercial auto physical damage .....												
22. Aircraft (all perils) .....												
23. Fidelity .....												
24. Surety .....												
26. Burglary and theft .....												
27. Boiler and machinery .....												
28. Credit .....												
30. Warranty .....												
34. Aggregate write-ins for other lines of business .....												
35. TOTALS (a) .....	7,899,619	8,362,228		2,163,967	6,045,569	6,033,139	3,756,303	318,984	150,704	271,450	748,741	481,823
DETAILS OF WRITE-INS												
3401. ....												
3402. ....												
3403. ....												
3498. Summary of remaining write-ins for Line 34 from overflow page .....												
3499. Totals (Lines 3401 thru 3403 plus 3498)(Line 34 above) .....												

(a) Finance and service charges not included in Lines 1 to 35 \$ 535,309  
(b) For health business on indicated lines report: Number of persons insured under PPO managed care products and number of persons insured under indemnity only products .



ANNUAL STATEMENT FOR THE YEAR 2014 OF THE Bristol West Insurance Company

EXHIBIT OF PREMIUMS AND LOSSES (Statutory Page 14)

NAIC Group Code 0069 BUSINESS IN THE STATE OF South Dakota DURING THE YEAR 2014 NAIC Company Code 19658

Line of Business		Gross Premiums, Including Policy and Membership Fees, Less Return Premiums and Premiums on Policies not Taken		3 Dividends Paid or Credited to Policyholders on Direct Business	4 Direct Unearned Premium Reserves	5 Direct Losses Paid (deducting salvage)	6 Direct Losses Incurred	7 Direct Losses Unpaid	8 Direct Defense and Cost Containment Expense Paid	9 Direct Defense and Cost Containment Expense Incurred	10 Direct Defense and Cost Containment Expense Unpaid	11 Commissions and Brokerage Expenses	12 Taxes, Licenses and Fees
		1 Direct Premiums Written	2 Direct Premiums Earned										
1.	Fire .....												
2.1	Allied lines .....												
2.2	Multiple peril crop .....												
2.3	Federal flood .....												
2.4.	Private crop .....												
3.	Farmowners multiple peril .....												
4.	Homeowners multiple peril .....												
5.1	Commercial multiple peril (non-liability portion) .....												
5.2	Commercial multiple peril (liability portion) .....												
6.	Mortgage guaranty .....												
8.	Ocean marine .....												
9.	Inland marine .....												
10.	Financial guaranty .....												
11.	Medical professional liability .....												
12.	Earthquake .....												
13.	Group accident and health (b) .....												
14.	Credit accident and health (group and individual) .....												
15.1	Collectively renewable accident and health (b) .....												
15.2	Non-cancelable accident and health(b) .....												
15.3	Guaranteed renewable accident and health(b) .....												
15.4	Non-renewable for stated reasons only (b) .....												
15.5	Other accident only .....												
15.6	Medicare Title XVIII exempt from state taxes or fees .....												
15.7	All other accident and health (b) .....												
15.8	Federal employees health benefits plan premium (b) .....												
16.	Workers' compensation .....												
17.1	Other Liability - occurrence .....												
17.2	Other Liability - claims made .....												
17.3	Excess workers' compensation .....												
18.	Products liability .....												
19.1	Private passenger auto no-fault (personal injury protection) .....	752	687		191							83	25
19.2	Other private passenger auto liability .....	866,102	832,070		234,804	510,822	710,509	391,118	30,032	37,713	36,153	87,353	32,122
19.3	Commercial auto no-fault (personal injury protection) .....												
19.4	Other commercial auto liability .....												
21.1	Private passenger auto physical damage .....	499,438	461,285		139,348	383,968	413,676	35,803		(379)	134	52,826	17,991
21.2	Commercial auto physical damage .....												
22.	Aircraft (all perils) .....												
23.	Fidelity .....												
24.	Surety .....												
26.	Burglary and theft .....												
27.	Boiler and machinery .....												
28.	Credit .....												
30.	Warranty .....												
34.	Aggregate write-ins for other lines of business .....												
35.	TOTALS (a) .....	1,366,292	1,294,042		374,343	894,791	1,124,185	426,922	30,032	37,334	36,287	140,262	50,137
DETAILS OF WRITE-INS													
3401.	.....												
3402.	.....												
3403.	.....												
3498.	Summary of remaining write-ins for Line 34 from overflow page .....												
3499.	Totals (Lines 3401 thru 3403 plus 3498)(Line 34 above) .....												

(a) Finance and service charges not included in Lines 1 to 35 \$ 70,866  
(b) For health business on indicated lines report: Number of persons insured under PPO managed care products ..... and number of persons insured under indemnity only products .....



ANNUAL STATEMENT FOR THE YEAR 2014 OF THE Bristol West Insurance Company

EXHIBIT OF PREMIUMS AND LOSSES (Statutory Page 14)

NAIC Group Code 0069 BUSINESS IN THE STATE OF Tennessee DURING THE YEAR 2014 NAIC Company Code 19658

Line of Business		Gross Premiums, Including Policy and Membership Fees, Less Return Premiums and Premiums on Policies not Taken		3 Dividends Paid or Credited to Policyholders on Direct Business	4 Direct Unearned Premium Reserves	5 Direct Losses Paid (deducting salvage)	6 Direct Losses Incurred	7 Direct Losses Unpaid	8 Direct Defense and Cost Containment Expense Paid	9 Direct Defense and Cost Containment Expense Incurred	10 Direct Defense and Cost Containment Expense Unpaid	11 Commissions and Brokerage Expenses	12 Taxes, Licenses and Fees
		1 Direct Premiums Written	2 Direct Premiums Earned										
1.	Fire .....												
2.1	Allied lines .....												
2.2	Multiple peril crop .....												
2.3	Federal flood .....												
2.4	Private crop .....												
3.	Farmowners multiple peril .....												
4.	Homeowners multiple peril .....												
5.1	Commercial multiple peril (non-liability portion) .....												
5.2	Commercial multiple peril (liability portion) .....												
6.	Mortgage guaranty .....												
8.	Ocean marine .....												
9.	Inland marine .....												
10.	Financial guaranty .....												
11.	Medical professional liability .....												
12.	Earthquake .....												
13.	Group accident and health (b) .....												
14.	Credit accident and health (group and individual) .....												
15.1	Collectively renewable accident and health (b) .....												
15.2	Non-cancelable accident and health(b) .....												
15.3	Guaranteed renewable accident and health(b) .....												
15.4	Non-renewable for stated reasons only (b) .....												
15.5	Other accident only .....												
15.6	Medicare Title XVIII exempt from state taxes or fees .....												
15.7	All other accident and health (b) .....												
15.8	Federal employees health benefits plan premium (b) .....												
16.	Workers' compensation .....												
17.1	Other Liability - occurrence .....												
17.2	Other Liability - claims made .....												
17.3	Excess workers' compensation .....												
18.	Products liability .....												
19.1	Private passenger auto no-fault (personal injury protection) .....												
19.2	Other private passenger auto liability .....												
19.3	Commercial auto no-fault (personal injury protection) .....												
19.4	Other commercial auto liability .....												
21.1	Private passenger auto physical damage .....												
21.2	Commercial auto physical damage .....												
22.	Aircraft (all perils) .....												
23.	Fidelity .....												
24.	Surety .....												
26.	Burglary and theft .....												
27.	Boiler and machinery .....												
28.	Credit .....												
30.	Warranty .....												
34.	Aggregate write-ins for other lines of business .....												
35.	TOTALS (a) .....												
DETAILS OF WRITE-INS													
3401.	.....												
3402.	.....												
3403.	.....												
3498.	Summary of remaining write-ins for Line 34 from overflow page .....												
3499.	Totals (Lines 3401 thru 3403 plus 3498)(Line 34 above) .....												

(a) Finance and service charges not included in Lines 1 to 35 \$ .....  
(b) For health business on indicated lines report: Number of persons insured under PPO managed care products ..... and number of persons insured under indemnity only products .....



ANNUAL STATEMENT FOR THE YEAR 2014 OF THE Bristol West Insurance Company

EXHIBIT OF PREMIUMS AND LOSSES (Statutory Page 14)

NAIC Group Code 0069 BUSINESS IN THE STATE OF Utah DURING THE YEAR 2014 NAIC Company Code 19658

Line of Business	Gross Premiums, Including Policy and Membership Fees, Less Return Premiums and Premiums on Policies not Taken		3 Dividends Paid or Credited to Policyholders on Direct Business	4 Direct Unearned Premium Reserves	5 Direct Losses Paid (deducting salvage)	6 Direct Losses Incurred	7 Direct Losses Unpaid	8 Direct Defense and Cost Containment Expense Paid	9 Direct Defense and Cost Containment Expense Incurred	10 Direct Defense and Cost Containment Expense Unpaid	11 Commissions and Brokerage Expenses	12 Taxes, Licenses and Fees
	1 Direct Premiums Written	2 Direct Premiums Earned										
1. Fire .....												
2.1 Allied lines .....												
2.2 Multiple peril crop .....												
2.3 Federal flood .....												
2.4. Private crop .....												
3. Farmowners multiple peril .....												
4. Homeowners multiple peril .....												
5.1 Commercial multiple peril (non-liability portion) .....												
5.2 Commercial multiple peril (liability portion) .....												
6. Mortgage guaranty .....												
8. Ocean marine .....												
9. Inland marine .....												
10. Financial guaranty .....												
11. Medical professional liability .....												
12. Earthquake .....												
13. Group accident and health (b) .....												
14. Credit accident and health (group and individual) .....												
15.1 Collectively renewable accident and health (b) .....												
15.2 Non-cancelable accident and health(b) .....												
15.3 Guaranteed renewable accident and health(b) .....												
15.4 Non-renewable for stated reasons only (b) .....												
15.5 Other accident only .....												
15.6 Medicare Title XVIII exempt from state taxes or fees .....												
15.7 All other accident and health (b) .....												
15.8 Federal employees health benefits plan premium (b) .....												
16. Workers' compensation .....												
17.1 Other Liability - occurrence .....												
17.2 Other Liability - claims made .....												
17.3 Excess workers' compensation .....												
18. Products liability .....												
19.1 Private passenger auto no-fault (personal injury protection) .....	545,587	599,900		135,588	255,259	522,510	(222,906)	1,989	(6,301)	5,291	56,419	13,860
19.2 Other private passenger auto liability .....	4,581,467	5,222,014		1,008,907	6,426,900	3,656,420	4,851,879	134,592	(232,028)	191,441	444,405	119,588
19.3 Commercial auto no-fault (personal injury protection) .....												
19.4 Other commercial auto liability .....												
21.1 Private passenger auto physical damage .....	1,997,990	2,344,580		450,990	1,435,685	1,398,522	50,157	4,157	1,579	2,387	208,891	50,957
21.2 Commercial auto physical damage .....												
22. Aircraft (all perils) .....												
23. Fidelity .....												
24. Surety .....												
26. Burglary and theft .....												
27. Boiler and machinery .....												
28. Credit .....												
30. Warranty .....												
34. Aggregate write-ins for other lines of business .....												
35. TOTALS (a) .....	7,125,044	8,166,494		1,595,485	8,117,844	5,577,452	4,679,130	140,738	(236,750)	199,118	709,715	184,405
DETAILS OF WRITE-INS												
3401. ....												
3402. ....												
3403. ....												
3498. Summary of remaining write-ins for Line 34 from overflow page .....												
3499. Totals (Lines 3401 thru 3403 plus 3498)(Line 34 above) .....												

(a) Finance and service charges not included in Lines 1 to 35 \$ 500,882  
(b) For health business on indicated lines report: Number of persons insured under PPO managed care products ..... and number of persons insured under indemnity only products .....





ANNUAL STATEMENT FOR THE YEAR 2014 OF THE Bristol West Insurance Company

EXHIBIT OF PREMIUMS AND LOSSES (Statutory Page 14)

NAIC Group Code 0069 BUSINESS IN THE STATE OF Vermont DURING THE YEAR 2014 NAIC Company Code 19658

Line of Business		Gross Premiums, Including Policy and Membership Fees, Less Return Premiums and Premiums on Policies not Taken		3 Dividends Paid or Credited to Policyholders on Direct Business	4 Direct Unearned Premium Reserves	5 Direct Losses Paid (deducting salvage)	6 Direct Losses Incurred	7 Direct Losses Unpaid	8 Direct Defense and Cost Containment Expense Paid	9 Direct Defense and Cost Containment Expense Incurred	10 Direct Defense and Cost Containment Expense Unpaid	11 Commissions and Brokerage Expenses	12 Taxes, Licenses and Fees
		1 Direct Premiums Written	2 Direct Premiums Earned										
1.	Fire .....												
2.1	Allied lines .....												
2.2	Multiple peril crop .....												
2.3	Federal flood .....												
2.4	Private crop .....												
3.	Farmowners multiple peril .....												
4.	Homeowners multiple peril .....												
5.1	Commercial multiple peril (non-liability portion) .....												
5.2	Commercial multiple peril (liability portion) .....												
6.	Mortgage guaranty .....												
8.	Ocean marine .....												
9.	Inland marine .....												
10.	Financial guaranty .....												
11.	Medical professional liability .....												
12.	Earthquake .....												
13.	Group accident and health (b) .....												
14.	Credit accident and health (group and individual) .....												
15.1	Collectively renewable accident and health (b) .....												
15.2	Non-cancelable accident and health(b) .....												
15.3	Guaranteed renewable accident and health(b) .....												
15.4	Non-renewable for stated reasons only (b) .....												
15.5	Other accident only .....												
15.6	Medicare Title XVIII exempt from state taxes or fees .....												
15.7	All other accident and health (b) .....												
15.8	Federal employees health benefits plan premium (b) .....												
16.	Workers' compensation .....												
17.1	Other Liability - occurrence .....												
17.2	Other Liability - claims made .....												
17.3	Excess workers' compensation .....												
18.	Products liability .....												
19.1	Private passenger auto no-fault (personal injury protection) .....												
19.2	Other private passenger auto liability .....												
19.3	Commercial auto no-fault (personal injury protection) .....												
19.4	Other commercial auto liability .....												
21.1	Private passenger auto physical damage .....												
21.2	Commercial auto physical damage .....												
22.	Aircraft (all perils) .....												
23.	Fidelity .....												
24.	Surety .....												
26.	Burglary and theft .....												
27.	Boiler and machinery .....												
28.	Credit .....												
30.	Warranty .....												
34.	Aggregate write-ins for other lines of business .....												
35.	TOTALS (a) .....												
DETAILS OF WRITE-INS													
3401.	.....												
3402.	.....												
3403.	.....												
3498.	Summary of remaining write-ins for Line 34 from overflow page .....												
3499.	Totals (Lines 3401 thru 3403 plus 3498)(Line 34 above) .....												

(a) Finance and service charges not included in Lines 1 to 35 \$ .....  
(b) For health business on indicated lines report: Number of persons insured under PPO managed care products ..... and number of persons insured under indemnity only products .....



ANNUAL STATEMENT FOR THE YEAR 2014 OF THE Bristol West Insurance Company

EXHIBIT OF PREMIUMS AND LOSSES (Statutory Page 14)

NAIC Group Code 0069 BUSINESS IN THE STATE OF Virginia DURING THE YEAR 2014 NAIC Company Code 19658

Line of Business	Gross Premiums, Including Policy and Membership Fees, Less Return Premiums and Premiums on Policies not Taken		3 Dividends Paid or Credited to Policyholders on Direct Business	4 Direct Unearned Premium Reserves	5 Direct Losses Paid (deducting salvage)	6 Direct Losses Incurred	7 Direct Losses Unpaid	8 Direct Defense and Cost Containment Expense Paid	9 Direct Defense and Cost Containment Expense Incurred	10 Direct Defense and Cost Containment Expense Unpaid	11 Commissions and Brokerage Expenses	12 Taxes, Licenses and Fees
	1 Direct Premiums Written	2 Direct Premiums Earned										
1. Fire .....												
2.1 Allied lines .....												
2.2 Multiple peril crop .....												
2.3 Federal flood .....												
2.4. Private crop .....												
3. Farmowners multiple peril .....												
4. Homeowners multiple peril .....												
5.1 Commercial multiple peril (non-liability portion) .....												
5.2 Commercial multiple peril (liability portion) .....												
6. Mortgage guaranty .....												
8. Ocean marine .....												
9. Inland marine .....												
10. Financial guaranty .....												
11. Medical professional liability .....												
12. Earthquake .....												
13. Group accident and health (b) .....												
14. Credit accident and health (group and individual) .....												
15.1 Collectively renewable accident and health (b) .....												
15.2 Non-cancelable accident and health(b) .....												
15.3 Guaranteed renewable accident and health(b) .....												
15.4 Non-renewable for stated reasons only (b) .....												
15.5 Other accident only .....												
15.6 Medicare Title XVIII exempt from state taxes or fees .....												
15.7 All other accident and health (b) .....												
15.8 Federal employees health benefits plan premium (b) .....												
16. Workers' compensation .....												
17.1 Other Liability - occurrence .....												
17.2 Other Liability - claims made .....												
17.3 Excess workers' compensation .....												
18. Products liability .....												
19.1 Private passenger auto no-fault (personal injury protection) .....												
19.2 Other private passenger auto liability .....	135,120	153,378		36,130	186,692	114,228	65,125	1,904	1,685	34,809	15,899	12,995
19.3 Commercial auto no-fault (personal injury protection) .....												
19.4 Other commercial auto liability .....												
21.1 Private passenger auto physical damage .....	38,345	46,508		13,214	17,506	16,541	(598)		14	43	4,564	3,494
21.2 Commercial auto physical damage .....												
22. Aircraft (all perils) .....												
23. Fidelity .....												
24. Surety .....												
26. Burglary and theft .....												
27. Boiler and machinery .....												
28. Credit .....												
30. Warranty .....												
34. Aggregate write-ins for other lines of business .....												
35. TOTALS (a) .....	173,465	199,886		49,344	204,198	130,769	64,526	1,904	1,698	34,852	20,463	16,489
DETAILS OF WRITE-INS												
3401. ....												
3402. ....												
3403. ....												
3498. Summary of remaining write-ins for Line 34 from overflow page .....												
3499. Totals (Lines 3401 thru 3403 plus 3498)(Line 34 above) .....												

(a) Finance and service charges not included in Lines 1 to 35 \$ 16,440  
(b) For health business on indicated lines report: Number of persons insured under PPO managed care products and number of persons insured under indemnity only products .



ANNUAL STATEMENT FOR THE YEAR 2014 OF THE Bristol West Insurance Company

EXHIBIT OF PREMIUMS AND LOSSES (Statutory Page 14)

NAIC Group Code 0069 BUSINESS IN THE STATE OF West Virginia DURING THE YEAR 2014 NAIC Company Code 19658

Line of Business		Gross Premiums, Including Policy and Membership Fees, Less Return Premiums and Premiums on Policies not Taken		3 Dividends Paid or Credited to Policyholders on Direct Business	4 Direct Unearned Premium Reserves	5 Direct Losses Paid (deducting salvage)	6 Direct Losses Incurred	7 Direct Losses Unpaid	8 Direct Defense and Cost Containment Expense Paid	9 Direct Defense and Cost Containment Expense Incurred	10 Direct Defense and Cost Containment Expense Unpaid	11 Commissions and Brokerage Expenses	12 Taxes, Licenses and Fees
		1 Direct Premiums Written	2 Direct Premiums Earned										
1.	Fire .....												
2.1	Allied lines .....												
2.2	Multiple peril crop .....												
2.3	Federal flood .....												
2.4	Private crop .....												
3.	Farmowners multiple peril .....												
4.	Homeowners multiple peril .....												
5.1	Commercial multiple peril (non-liability portion) .....												
5.2	Commercial multiple peril (liability portion) .....												
6.	Mortgage guaranty .....												
8.	Ocean marine .....												
9.	Inland marine .....												
10.	Financial guaranty .....												
11.	Medical professional liability .....												
12.	Earthquake .....												
13.	Group accident and health (b) .....												
14.	Credit accident and health (group and individual) .....												
15.1	Collectively renewable accident and health (b) .....												
15.2	Non-cancelable accident and health(b) .....												
15.3	Guaranteed renewable accident and health(b) .....												
15.4	Non-renewable for stated reasons only (b) .....												
15.5	Other accident only .....												
15.6	Medicare Title XVIII exempt from state taxes or fees .....												
15.7	All other accident and health (b) .....												
15.8	Federal employees health benefits plan premium (b) .....												
16.	Workers' compensation .....												
17.1	Other Liability - occurrence .....												
17.2	Other Liability - claims made .....												
17.3	Excess workers' compensation .....												
18.	Products liability .....												
19.1	Private passenger auto no-fault (personal injury protection) .....												
19.2	Other private passenger auto liability .....												
19.3	Commercial auto no-fault (personal injury protection) .....												
19.4	Other commercial auto liability .....												
21.1	Private passenger auto physical damage .....												
21.2	Commercial auto physical damage .....												
22.	Aircraft (all perils) .....												
23.	Fidelity .....												
24.	Surety .....												
26.	Burglary and theft .....												
27.	Boiler and machinery .....												
28.	Credit .....												
30.	Warranty .....												
34.	Aggregate write-ins for other lines of business .....												
35.	TOTALS (a) .....												
DETAILS OF WRITE-INS													
3401.	.....												
3402.	.....												
3403.	.....												
3498.	Summary of remaining write-ins for Line 34 from overflow page .....												
3499.	Totals (Lines 3401 thru 3403 plus 3498)(Line 34 above) .....												

(a) Finance and service charges not included in Lines 1 to 35 \$ .....  
(b) For health business on indicated lines report: Number of persons insured under PPO managed care products ..... and number of persons insured under indemnity only products .....



ANNUAL STATEMENT FOR THE YEAR 2014 OF THE Bristol West Insurance Company

EXHIBIT OF PREMIUMS AND LOSSES (Statutory Page 14)

NAIC Group Code 0069 BUSINESS IN THE STATE OF Wisconsin DURING THE YEAR 2014 NAIC Company Code 19658

Line of Business	Gross Premiums, Including Policy and Membership Fees, Less Return Premiums and Premiums on Policies not Taken		3 Dividends Paid or Credited to Policyholders on Direct Business	4 Direct Unearned Premium Reserves	5 Direct Losses Paid (deducting salvage)	6 Direct Losses Incurred	7 Direct Losses Unpaid	8 Direct Defense and Cost Containment Expense Paid	9 Direct Defense and Cost Containment Expense Incurred	10 Direct Defense and Cost Containment Expense Unpaid	11 Commissions and Brokerage Expenses	12 Taxes, Licenses and Fees
	1 Direct Premiums Written	2 Direct Premiums Earned										
1. Fire .....												
2.1 Allied lines .....												
2.2 Multiple peril crop .....												
2.3 Federal flood .....												
2.4. Private crop .....												
3. Farmowners multiple peril .....												
4. Homeowners multiple peril .....												
5.1 Commercial multiple peril (non-liability portion) .....												
5.2 Commercial multiple peril (liability portion) .....												
6. Mortgage guaranty .....												
8. Ocean marine .....												
9. Inland marine .....												
10. Financial guaranty .....												
11. Medical professional liability .....												
12. Earthquake .....												
13. Group accident and health (b) .....												
14. Credit accident and health (group and individual) .....												
15.1 Collectively renewable accident and health (b) .....												
15.2 Non-cancelable accident and health(b) .....												
15.3 Guaranteed renewable accident and health(b) .....												
15.4 Non-renewable for stated reasons only (b) .....												
15.5 Other accident only .....												
15.6 Medicare Title XVIII exempt from state taxes or fees .....												
15.7 All other accident and health (b) .....												
15.8 Federal employees health benefits plan premium (b) .....												
16. Workers' compensation .....												
17.1 Other Liability - occurrence .....												
17.2 Other Liability - claims made .....												
17.3 Excess workers' compensation .....												
18. Products liability .....												
19.1 Private passenger auto no-fault (personal injury protection) .....												
19.2 Other private passenger auto liability .....	2,517,955	2,457,319		652,350	2,124,463	1,606,200	1,439,204	107,620	30,763	189,774	245,027	98,583
19.3 Commercial auto no-fault (personal injury protection) .....												
19.4 Other commercial auto liability .....												
21.1 Private passenger auto physical damage .....	1,084,608	1,054,715		295,772	708,798	702,325	17,947	(575)	(1,722)	948	110,211	43,942
21.2 Commercial auto physical damage .....												
22. Aircraft (all perils) .....												
23. Fidelity .....												
24. Surety .....												
26. Burglary and theft .....												
27. Boiler and machinery .....												
28. Credit .....												
30. Warranty .....												
34. Aggregate write-ins for other lines of business .....												
35. TOTALS (a) .....	3,602,563	3,512,033		948,122	2,833,261	2,308,524	1,457,151	107,045	29,041	190,722	355,239	142,526
DETAILS OF WRITE-INS												
3401. ....												
3402. ....												
3403. ....												
3498. Summary of remaining write-ins for Line 34 from overflow page .....												
3499. Totals (Lines 3401 thru 3403 plus 3498)(Line 34 above) .....												

(a) Finance and service charges not included in Lines 1 to 35 \$ 194,112  
(b) For health business on indicated lines report: Number of persons insured under PPO managed care products and number of persons insured under indemnity only products .



ANNUAL STATEMENT FOR THE YEAR 2014 OF THE Bristol West Insurance Company

EXHIBIT OF PREMIUMS AND LOSSES (Statutory Page 14)

NAIC Group Code 0069 BUSINESS IN THE STATE OF Grand Total DURING THE YEAR 2014 NAIC Company Code 19658

Line of Business		Gross Premiums, Including Policy and Membership Fees, Less Return Premiums and Premiums on Policies not Taken		3 Dividends Paid or Credited to Policyholders on Direct Business	4 Direct Unearned Premium Reserves	5 Direct Losses Paid (deducting salvage)	6 Direct Losses Incurred	7 Direct Losses Unpaid	8 Direct Defense and Cost Containment Expense Paid	9 Direct Defense and Cost Containment Expense Incurred	10 Direct Defense and Cost Containment Expense Unpaid	11 Commissions and Brokerage Expenses	12 Taxes, Licenses and Fees
		1 Direct Premiums Written	2 Direct Premiums Earned										
1.	Fire .....												
2.1	Allied lines .....												
2.2	Multiple peril crop .....												
2.3	Federal flood .....												
2.4.	Private crop .....												
3.	Farmowners multiple peril .....												
4.	Homeowners multiple peril .....												
5.1	Commercial multiple peril (non-liability portion) .....												
5.2	Commercial multiple peril (liability portion) .....												
6.	Mortgage guaranty .....												
8.	Ocean marine .....												
9.	Inland marine .....												
10.	Financial guaranty .....												
11.	Medical professional liability .....												
12.	Earthquake .....												
13.	Group accident and health (b) .....												
14.	Credit accident and health (group and individual) .....												
15.1	Collectively renewable accident and health (b) .....												
15.2	Non-cancelable accident and health(b) .....												
15.3	Guaranteed renewable accident and health(b) .....												
15.4	Non-renewable for stated reasons only (b) .....												
15.5	Other accident only .....												
15.6	Medicare Title XVIII exempt from state taxes or fees .....												
15.7	All other accident and health (b) .....												
15.8	Federal employees health benefits plan premium (b) .....												
16.	Workers' compensation .....												
17.1	Other Liability - occurrence .....												
17.2	Other Liability - claims made .....												
17.3	Excess workers' compensation .....												
18.	Products liability .....												
19.1	Private passenger auto no-fault (personal injury protection) .....	7,370,607	7,592,002		2,374,568	10,202,982	7,972,301	9,813,618	379,947	435,973	496,909	730,292	197,930
19.2	Other private passenger auto liability .....	127,747,603	126,437,427		34,555,417	92,310,759	84,250,291	70,911,062	3,253,816	838,885	4,723,507	12,662,173	3,656,942
19.3	Commercial auto no-fault (personal injury protection) .....												
19.4	Other commercial auto liability .....												
21.1	Private passenger auto physical damage .....	58,684,060	57,696,204		16,939,205	38,011,037	37,861,443	1,844,864	66,445	25,912	47,892	6,036,229	1,615,963
21.2	Commercial auto physical damage .....												
22.	Aircraft (all perils) .....												
23.	Fidelity .....												
24.	Surety .....												
26.	Burglary and theft .....												
27.	Boiler and machinery .....												
28.	Credit .....												
30.	Warranty .....												
34.	Aggregate write-ins for other lines of business .....												
35.	TOTALS (a) .....	193,802,270	191,725,633		53,869,189	140,524,778	130,084,035	82,569,544	3,700,208	1,300,770	5,268,309	19,428,694	5,470,835
DETAILS OF WRITE-INS													
3401.	.....												
3402.	.....												
3403.	.....												
3498.	Summary of remaining write-ins for Line 34 from overflow page .....												
3499.	Totals (Lines 3401 thru 3403 plus 3498)(Line 34 above) .....												

(a) Finance and service charges not included in Lines 1 to 35 \$ 11,851,795  
(b) For health business on indicated lines report: Number of persons insured under PPO managed care products and number of persons insured under indemnity only products .

Schedule F - Part 1  
**N O N E**

Schedule F - Part 2  
**N O N E**

ANNUAL STATEMENT FOR THE YEAR 2014 OF THE Bristol West Insurance Company

SCHEDULE F - PART 3

Ceded Reinsurance as of December 31, Current Year (000 OMITTED)

1	2	3	4	5	6	Reinsurance Recoverable On									Reinsurance Payable		18	19
						7	8	9	10	11	12	13	14	15	16	17		
ID Number	NAIC Company Code	Name of Reinsurer	Domiciliary Jurisdiction	Reinsurance Contracts Ceding 75% or More of Direct Premiums Written	Reinsurance Premiums Ceded	Paid Losses	Paid LAE	Known Case Loss Reserves	Known Case LAE Reserves	IBNR Loss Reserves	IBNR LAE Reserves	Unearned Premiums	Contingent Commis-sions	Columns 7 thru 14 Totals	Ceded Balances Payable	Other Amounts Due to Reinsurers	Net Amount Recoverable From Reinsurers Cols. 15 - [16 + 17]	Funds Held By Company Under Reinsurance Treaties
95-2575893	21652	Farmers Insurance Exchange	CA		193,496	10,751	1,506	49,015		26,742	8,635	53,690		150,341	68,632		81,708	
0399999. Total Authorized - Affiliates - U.S. Non-Pool - Other					193,496	10,751	1,506	49,015		26,742	8,635	53,690		150,341	68,632		81,708	
0499999. Total Authorized - Affiliates - U.S. Non-Pool					193,496	10,751	1,506	49,015		26,742	8,635	53,690		150,341	68,632		81,708	
0799999. Total Authorized - Affiliates - Other (Non-U.S.)																		
0899999. Total Authorized - Affiliates					193,496	10,751	1,506	49,015		26,742	8,635	53,690		150,341	68,632		81,708	
0999998. Total Authorized - Other U.S. Unaffiliated Insurers (Under \$100,000)																		
0999999. Total Authorized - Other U.S. Unaffiliated Insurers																		
AA-9991159	00000	Michigan Catastrophic Claims Association	MI		307	2,911		3,037		1,478		179		7,604	188		7,416	
1099999. Total Authorized - Pools - Mandatory Pools					307	2,911		3,037		1,478		179		7,604	188		7,416	
1299998. Total Authorized - Other Non-U.S. Insurers (Under \$100,000)																		
1299999. Total Authorized - Other Non-U.S. Insurers																		
1399999. Total Authorized					193,802	13,662	1,506	52,052		28,220	8,635	53,869		157,945	68,821		89,124	
1799999. Total Unauthorized - Affiliates - U.S. Non-Pool																		
2099999. Total Unauthorized - Affiliates - Other (Non-U.S.)																		
2199999. Total Unauthorized - Affiliates																		
2299998. Total Unauthorized - Other U.S. Unaffiliated Insurers (Under \$100,000)																		
2299999. Total Unauthorized - Other U.S. Unaffiliated Insurers																		
2599998. Total Unauthorized - Other Non-U.S. Insurers (Under \$100,000)																		
2599999. Total Unauthorized - Other Non-U.S. Insurers																		
2699999. Total Unauthorized																		
3099999. Total Certified - Affiliates - U.S. Non-Pool																		
3399999. Total Certified - Affiliates - Other (Non-U.S.)																		
3499999. Total Certified - Affiliates																		
3599998. Total Certified - Other U.S. Unaffiliated Insurers (Under \$100,000)																		
3599999. Total Certified - Other U.S. Unaffiliated Insurers																		
3899998. Total Certified - Other Non-U.S. Insurers (Under \$100,000)																		
3899999. Total Certified - Other Non-U.S. Insurers																		
3999999. Total Certified																		
4099999. Total Authorized, Unauthorized and Certified					193,802	13,662	1,506	52,052		28,220	8,635	53,869		157,945	68,821		89,124	
4199999. Total Protected Cells																		
9999999 Totals					193,802	13,662	1,506	52,052		28,220	8,635	53,869		157,945	68,821		89,124	

NOTE: A. Report the five largest provisional commission rates included in the cedant's reinsurance treaties.

The commission rate to be reported is by contract with ceded premium in excess of \$50,000:

	1	2	3
	Name of Reinsurer	Commission Rate	Ceded Premium
1.	.....		
2.	.....		
3.	.....		
4.	.....		
5.	.....		

B. Report the five largest reinsurance recoverables reported in Column 15, due from any one reinsurer (based on the total recoverables, Line 9999999, Column 15), the amount of ceded premium, and indicate whether the recoverables are due from an affiliated insurer.

	1	2	3	4
	Name of Reinsurer	Total Recoverables	Ceded Premiums	Affiliated
1.	Farmers Insurance Exchange	150,341	193,496	Yes [ X ] No [ ]
2.	Michigan Catastrophic Claims Association	7,604	307	Yes [ ] No [ X ]
3.	.....			Yes [ ] No [ ]
4.	.....			Yes [ ] No [ ]
5.	.....			Yes [ ] No [ ]

ANNUAL STATEMENT FOR THE YEAR 2014 OF THE Bristol West Insurance Company

SCHEDULE F - PART 4

Aging of Ceded Reinsurance as of December 31, Current Year (000 OMITTED)

1  ID Number	2  NAIC Com- pany Code	3  Name of Reinsurer	4  Domiciliary Jurisdiction	Reinsurance Recoverable on Paid Losses and Paid Loss Adjustment Expenses							12  Percentage Overdue Col. 10/Col. 11	13  Percentage More Than 120 Days Overdue Col. 9/Col. 11
				5  Current	Overdue					11  Total Due Cols. 5 + 10		
					6  1 to 29 Days	7  30 to 90 Days	8  91 to 120 Days	9  Over 120 Days	10  Total Overdue Cols. 6 + 7 + 8 + 9			
95-2575893	21652	Farmers Insurance Exchange	CA	12,258						12,258		
0399999. Total Authorized - Affiliates - U.S. Non-Pool - Other				12,258						12,258		
0499999. Total Authorized - Affiliates - U.S. Non-Pool				12,258						12,258		
0799999. Total Authorized - Affiliates - Other (Non-U.S.)												
0899999. Total Authorized - Affiliates				12,258						12,258		
AA-9991159	00000	Michigan Catastrophic Claims Association	MI	2,911						2,911		
1099999. Total Authorized - Pools - Mandatory Pools				2,911						2,911		
1399999. Total Authorized				15,169						15,169		
1799999. Total Unauthorized - Affiliates - U.S. Non-Pool												
2099999. Total Unauthorized - Affiliates - Other (Non-U.S.)												
2199999. Total Unauthorized - Affiliates												
2699999. Total Unauthorized												
3099999. Total Certified - Affiliates - U.S. Non-Pool												
3399999. Total Certified - Affiliates - Other (Non-U.S.)												
3499999. Total Certified - Affiliates												
3999999. Total Certified												
4099999. Total Authorized, Unauthorized and Certified				15,169						15,169		
4199999. Total Protected Cells												
9999999 Totals				15,169						15,169		



Schedule F - Part 5

NONE

Schedule F - Part 5 - Bank Footnote

NONE

Schedule F - Part 6 - Section 1 - Provision for Reinsurance Ceded to Certified Reinsurers

NONE

Schedule F - Part 6 - Section 1 - Bank Footnote

NONE

Schedule F - Part 6 - Section 2 - Provision for Overdue Reinsurance Ceded to Certified Reinsurers

NONE

Schedule F - Part 7 - Provision for Overdue Authorized Reinsurance

NONE

Schedule F - Part 8 - Provision for Overdue Reinsurance

NONE

SCHEDULE F - PART 9

Restatement of Balance Sheet to Identify Net Credit for Reinsurance

	1 As Reported (Net of Ceded)	2 Restatement Adjustments	3 Restated (Gross of Ceded)
ASSETS (Page 2, Col. 3)			
1. Cash and invested assets (Line 12) .....	63,544,737		63,544,737
2. Premiums and considerations (Line 15) .....	43,368,635		43,368,635
3. Reinsurance recoverable on loss and loss adjustment expense payments (Line 16.1) .....	15,168,782	(12,257,882)	2,910,900
4. Funds held by or deposited with reinsured companies (Line 16.2) .....			
5. Other assets .....	3,126,874		3,126,874
6. Net amount recoverable from reinsurers .....		81,708,407	81,708,407
7. Protected cell assets (Line 27) .....			
8. Totals (Line 28) .....	125,209,027	69,450,525	194,659,552
LIABILITIES (Page 3)			
9. Losses and loss adjustment expenses (Lines 1 through 3) .....	2,397,156	84,392,743	86,789,899
10. Taxes, expenses, and other obligations (Lines 4 through 8) .....	4,055,964		4,055,964
11. Unearned premiums (Line 9) .....		53,690,253	53,690,253
12. Advance premiums (Line 10) .....	505,901		505,901
13. Dividends declared and unpaid (Line 11.1 and 11.2) .....			
14. Ceded reinsurance premiums payable (net of ceding commissions (Line 12) .....	68,820,693	(68,632,471)	188,222
15. Funds held by company under reinsurance treaties (Line 13) .....			
16. Amounts withheld or retained by company for account of others (Line 14) .....			
17. Provision for reinsurance (Line 16) .....			
18. Other liabilities .....	4,016,993		4,016,993
19. Total liabilities excluding protected cell business (Line 26) .....	79,796,707	69,450,525	149,247,232
20. Protected cell liabilities (Line 27) .....			
21. Surplus as regards policyholders (Line 37)	45,412,320	XXX	45,412,320
22. Totals (Line 38)	125,209,027	69,450,525	194,659,552

NOTE: Is the restatement of this exhibit the result of grossing up balances ceded to affiliates under 100 percent reinsurance or pooling arrangements? ..... Yes [ X ] No [ ]

If yes, give full explanation: Bristol West Insurance Company cedes 100% of its business, after other reinsurance, to Farmers Insurance Exchange, an affiliate domiciled in California. ....

Schedule H - Part 1

N O N E

Schedule H - Part 2 - Reserves and Liabilities

N O N E

Schedule H - Part 3 - Prior Year's Claim Reserves and Liabilities

N O N E

Schedule H - Part 4 - Reinsurance

N O N E

Schedule H - Part 5 - Health Claims

N O N E

ANNUAL STATEMENT FOR THE YEAR 2014 OF THE Bristol West Insurance Company

**SCHEDULE P - PART 1A - HOMEOWNERS/FARMOWNERS**

(\$000 OMITTED)

Years in Which Premiums Were Earned and Losses Were Incurred	Premiums Earned			Loss and Loss Expense Payments								12
	1	2	3	Loss Payments		Defense and Cost Containment Payments		Adjusting and Other Payments		10	11	Number of Claims Reported Direct and Assumed
				4	5	6	7	8	9			
				Direct and Assumed	Ceded	Direct and Assumed	Ceded	Direct and Assumed	Ceded			
1. Prior.....	XXX	XXX	XXX									XXX
2. 2005.....												
3. 2006.....												
4. 2007.....												
5. 2008.....												
6. 2009.....												
7. 2010.....												
8. 2011.....												
9. 2012.....												
10. 2013.....												
11. 2014.....												
12. Totals	XXX	XXX	XXX									XXX

	Losses Unpaid				Defense and Cost Containment Unpaid				Adjusting and Other Unpaid		23	24	25
	Case Basis		Bulk + IBNR		Case Basis		Bulk + IBNR		Adjusting and Other Unpaid				
	13	14	15	16	17	18	19	20	21	22			
	Direct and Assumed	Ceded	Direct and Assumed	Ceded	Direct and Assumed	Ceded	Direct and Assumed	Ceded	Direct and Assumed	Ceded			
1. Prior.....													
2. 2005.....													
3. 2006.....													
4. 2007.....													
5. 2008.....													
6. 2009.....													
7. 2010.....													
8. 2011.....													
9. 2012.....													
10. 2013.....													
11. 2014.....													
12. Totals													

	Total Losses and Loss Expenses Incurred			Loss and Loss Expense Percentage (Incurred /Premiums Earned)			Nontabular Discount		34 Inter-Company Pooling Participation Percentage	Net Balance Sheet Reserves After Discount	
	26	27	28	29	30	31	32	33		35	36
	Direct and Assumed	Ceded	Net	Direct and Assumed	Ceded	Net	Loss	Loss Expense		Losses Unpaid	Loss Expenses Unpaid
1. Prior.....	XXX	XXX	XXX	XXX	XXX	XXX			XXX		
2. 2005.....											
3. 2006.....											
4. 2007.....											
5. 2008.....											
6. 2009.....											
7. 2010.....											
8. 2011.....											
9. 2012.....											
10. 2013.....											
11. 2014.....											
12. Totals	XXX	XXX	XXX	XXX	XXX	XXX			XXX		

ANNUAL STATEMENT FOR THE YEAR 2014 OF THE Bristol West Insurance Company

**SCHEDULE P - PART 1B - PRIVATE PASSENGER AUTO LIABILITY/MEDICAL**

(\$000 OMITTED)

Years in Which Premiums Were Earned and Losses Were Incurred	Premiums Earned			Loss and Loss Expense Payments								12
	1  Direct and Assumed	2  Ceded	3  Net (1 - 2)	Loss Payments		Defense and Cost Containment Payments		Adjusting and Other Payments		10  Salvage and Subrogation Received	11  Total Net Paid Cols (4 - 5 + 6 - 7 + 8 - 9)	Number of Claims Reported Direct and Assumed
				4  Direct and Assumed	5  Ceded	6  Direct and Assumed	7  Ceded	8  Direct and Assumed	9  Ceded			
1. Prior.....	XXX	XXX	XXX	1,943	1,880	15		121		33	200	XXX
2. 2005.....	135,338	96,930	38,408	93,842	68,677	5,236	4,066	11,165	7,793	760	29,707	16,767
3. 2006.....	134,788	104,479	30,309	77,385	58,713	4,599	6,022	11,183	8,618	413	19,814	16,689
4. 2007.....	122,070	110,422	11,648	82,688	74,967	4,710	4,237	10,577	9,534	136	9,237	17,091
5. 2008.....	141,189	127,345	13,844	92,011	82,845	4,058	3,650	11,659	10,530	223	10,703	20,961
6. 2009.....	184,315	166,032	18,282	127,151	114,533	4,563	4,107	17,859	16,390	342	14,543	26,826
7. 2010.....	199,941	199,941		129,517	129,517	5,411	5,411	23,810	23,810			25,861
8. 2011.....	179,535	179,535		111,130	111,130	3,973	3,973	21,870	21,870			23,137
9. 2012.....	173,288	173,288		106,001	106,001	3,239	3,239	19,573	19,573			22,361
10. 2013.....	150,268	150,268		72,964	72,964	1,028	1,028	12,438	12,438			18,173
11. 2014.....	134,029	134,029		40,105	40,105	130	130	8,354	8,354			14,448
12. Totals	XXX	XXX	XXX	934,738	861,331	36,962	35,863	148,607	138,908	1,907	84,203	XXX

	Losses Unpaid				Defense and Cost Containment Unpaid				Adjusting and Other Unpaid		23	24	25
	Case Basis		Bulk + IBNR		Case Basis		Bulk + IBNR						
	13	14	15	16	17	18	19	20	21	22			
	Direct and Assumed	Ceded	Direct and Assumed	Ceded	Direct and Assumed	Ceded	Direct and Assumed	Ceded	Direct and Assumed	Ceded			
1. Prior.....	1,553	743										810	1
2. 2005.....	1,214	857	139	80			11		10		97	437	2
3. 2006.....	1,278	565	318	177			37		13		78	904	2
4. 2007.....	938	884	300	284			50	45	11	10		76	6
5. 2008.....	559	520	304	284			62	56	12	11	2	67	12
6. 2009.....	724	667	454	415			124	111	22	20	4	111	109
7. 2010.....	1,903	1,903	666	666			315	315	52	52			332
8. 2011.....	3,636	3,636	1,080	1,080			529	529	95	95			385
9. 2012.....	7,751	7,751	2,809	2,809			932	932	246	246			635
10. 2013.....	10,839	10,839	5,614	5,614			1,392	1,392	492	492			1,105
11. 2014.....	21,274	21,274	17,370	17,370			1,768	1,768	2,019	2,019			3,350
12. Totals	51,669	49,640	29,056	28,780			5,220	5,149	2,972	2,945	181	2,404	5,939

	Total Losses and Loss Expenses Incurred			Loss and Loss Expense Percentage (Incurred /Premiums Earned)			Nontabular Discount		34	Net Balance Sheet Reserves After Discount	
	26	27	28	29	30	31	32	33	Inter- Company Pooling Participation Percentage	35	36
	Direct and Assumed	Ceded	Net	Direct and Assumed	Ceded	Net	Loss	Loss Expense		Losses Unpaid	Loss Expenses Unpaid
1. Prior.....	XXX	XXX	XXX	XXX	XXX	XXX			XXX	810	
2. 2005.....	111,616	81,473	30,143	82.5	84.1	78.5				416	20
3. 2006.....	94,813	74,096	20,718	70.3	70.9	68.4				854	50
4. 2007.....	99,273	89,961	9,313	81.3	81.5	80.0				70	6
5. 2008.....	108,665	97,895	10,769	77.0	76.9	77.8				59	7
6. 2009.....	150,897	136,242	14,654	81.9	82.1	80.2				96	15
7. 2010.....	161,674	161,674		80.9	80.9						
8. 2011.....	142,313	142,313		79.3	79.3						
9. 2012.....	140,551	140,551		81.1	81.1						
10. 2013.....	104,768	104,768		69.7	69.7						
11. 2014.....	91,021	91,021		67.9	67.9						
12. Totals	XXX	XXX	XXX	XXX	XXX	XXX			XXX	2,305	99

Schedule P - Part 1C - Commercial Auto/Truck Liability/Medical

**N O N E**

Schedule P - Part 1D - Workers' Compensation (Excluding Excess Workers' Compensation)

**N O N E**

Schedule P - Part 1E - Commercial Multiple Peril

**N O N E**

Schedule P - Part 1F - Section 1 - Medical Professional Liability - Occurrence

**N O N E**

Schedule P - Part 1F - Section 2 - Medical Professional Liability - Claims-Made

**N O N E**

Schedule P - Part 1G - Special Liability (Ocean Marine, Aircraft (all perils), Boiler and Machinery)

**N O N E**

Schedule P - Part 1H - Section 1 - Other Liability - Occurrence

**N O N E**

Schedule P - Part 1H - Section 2 - Other Liability - Claims-Made

**N O N E**

Schedule P - Part 1I - Special Property (Fire, Allied Lines...)

**N O N E**

ANNUAL STATEMENT FOR THE YEAR 2014 OF THE Bristol West Insurance Company

**SCHEDULE P - PART 1J - AUTO PHYSICAL DAMAGE**

(\$000 OMITTED)

Years in Which Premiums Were Earned and Losses Were Incurred	Premiums Earned			Loss and Loss Expense Payments								12
	1  Direct and Assumed	2  Ceded	3  Net (1 - 2)	Loss Payments		Defense and Cost Containment Payments		Adjusting and Other Payments		10  Salvage and Subrogation Received	11  Total Net Paid Cols (4 - 5 + 6 - 7 + 8 - 9)	Number of Claims Reported Direct and Assumed
				4  Direct and Assumed	5  Ceded	6  Direct and Assumed	7  Ceded	8  Direct and Assumed	9  Ceded			
1. Prior.....	XXX	XXX	XXX	35	66	14	13	30	27	29	(27)	XXX
2. 2013.....	64,401	64,401		39,616	39,616	59	59	6,405	6,405			22,156
3. 2014.....	57,696	57,696		35,302	35,302	27	27	4,865	4,865			18,673
4. Totals	XXX	XXX	XXX	74,954	74,985	99	98	11,301	11,298	29	(27)	XXX

	Losses Unpaid				Defense and Cost Containment Unpaid				Adjusting and Other Unpaid		23	24	25
	Case Basis		Bulk + IBNR		Case Basis		Bulk + IBNR				Salvage and Subrogation Anticipated	Total Net Losses and Expenses Unpaid	Number of Claims Outstanding Direct and Assumed
	13	14	15	16	17	18	19	20	21	22			
	Direct and Assumed	Ceded	Direct and Assumed	Ceded	Direct and Assumed	Ceded	Direct and Assumed	Ceded	Direct and Assumed	Ceded			
1. Prior	57	57	(90)	(83)			7	7	16	16	12	(7)	1,286
2. 2013	61	61	(32)	(32)			9	9	31	31			1,086
3. 2014	2,295	2,295	(445)	(445)			32	32	447	447			2,578
4. Totals	2,413	2,412	(568)	(561)			48	48	494	494	12	(7)	4,950

	Total Losses and Loss Expenses Incurred			Loss and Loss Expense Percentage (Incurred /Premiums Earned)			Nontabular Discount		34 Inter-Company Pooling Participation Percentage	Net Balance Sheet Reserves After Discount	
	26	27	28	29	30	31	32	33		35	36
	Direct and Assumed	Ceded	Net	Direct and Assumed	Ceded	Net	Loss	Loss Expense		Losses Unpaid	Loss Expenses Unpaid
1. Prior.....	XXX	XXX	XXX	XXX	XXX	XXX			XXX	(7)	
2. 2013.....	46,149	46,149		71.7	71.7						
3. 2014.....	42,523	42,523		73.7	73.7						
4. Totals	XXX	XXX	XXX	XXX	XXX	XXX			XXX	(7)	

Schedule P - Part 1K - Fidelity/Surety

NONE

Schedule P - Part 1L - Other (Including Credit, Accident and Health)

NONE

Schedule P - Part 1M - International

NONE

Schedule P - Part 1N - Reinsurance - Nonproportional Assumed Property

NONE

Schedule P - Part 1O - Reinsurance - Nonproportional Assumed Liability

NONE

Schedule P - Part 1P - Reinsurance - Nonproportional Assumed Financial Lines

NONE

Schedule P - Part 1R - Section 1 - Products Liability - Occurrence

NONE

Schedule P - Part 1R - Section 2 - Products Liability - Claims-Made

NONE

Schedule P - Part 1S - Financial Guaranty/Mortgage Guaranty

NONE

Schedule P - Part 1T - Warranty

NONE



ANNUAL STATEMENT FOR THE YEAR 2014 OF THE Bristol West Insurance Company

SCHEDULE P - PART 2A - HOMEOWNERS/FARMOWNERS

Years in Which Losses Were Incurred	INCURRED NET LOSSES AND DEFENSE AND COST CONTAINMENT EXPENSES REPORTED AT YEAR END (\$000 OMITTED)										DEVELOPMENT	
	1 2005	2 2006	3 2007	4 2008	5 2009	6 2010	7 2011	8 2012	9 2013	10 2014	11 One Year	12 Two Year
1. Prior.....												
2. 2005.....												
3. 2006.....	XXX											
4. 2007.....	XXX	XXX										
5. 2008.....	XXX	XXX	XXX									
6. 2009.....	XXX	XXX	XXX	XXX								
7. 2010.....	XXX	XXX	XXX	XXX	XXX							
8. 2011.....	XXX	XXX	XXX	XXX	XXX	XXX						
9. 2012.....	XXX	XXX	XXX	XXX	XXX	XXX	XXX					
10. 2013.....	XXX	XXX	XXX	XXX	XXX	XXX	XXX	XXX				XXX
11. 2014.....	XXX	XXX	XXX	XXX	XXX	XXX	XXX	XXX	XXX		XXX	XXX
12. Totals												

SCHEDULE P - PART 2B - PRIVATE PASSENGER AUTO LIABILITY/MEDICAL

1. Prior.....	13,873	17,054	20,776	22,895	25,343	24,391	24,466	24,974	25,758	25,693	(65)	720
2. 2005.....	22,736	22,669	26,176	26,966	28,327	26,193	26,389	26,780	26,923	26,762	(161)	(18)
3. 2006.....	XXX	17,141	20,154	19,739	18,603	17,408	17,787	17,667	18,507	18,140	(367)	473
4. 2007.....	XXX	XXX	7,653	7,813	7,944	7,923	8,014	8,059	8,279	8,269	(11)	209
5. 2008.....	XXX	XXX	XXX	8,750	9,206	9,253	9,417	9,544	9,607	9,639	32	95
6. 2009.....	XXX	XXX	XXX	XXX	11,538	12,275	12,749	13,035	13,134	13,183	49	148
7. 2010.....	XXX	XXX	XXX	XXX	XXX							
8. 2011.....	XXX	XXX	XXX	XXX	XXX	XXX						
9. 2012.....	XXX	XXX	XXX	XXX	XXX	XXX	XXX					
10. 2013.....	XXX	XXX	XXX	XXX	XXX	XXX	XXX	XXX				XXX
11. 2014.....	XXX	XXX	XXX	XXX	XXX	XXX	XXX	XXX	XXX		XXX	XXX
12. Totals											(523)	1,627

SCHEDULE P - PART 2C - COMMERCIAL AUTO/TRUCK LIABILITY/MEDICAL

1. Prior.....												
2. 2005.....												
3. 2006.....	XXX											
4. 2007.....	XXX	XXX										
5. 2008.....	XXX	XXX	XXX									
6. 2009.....	XXX	XXX	XXX	XXX								
7. 2010.....	XXX	XXX	XXX	XXX	XXX							
8. 2011.....	XXX	XXX	XXX	XXX	XXX	XXX						
9. 2012.....	XXX	XXX	XXX	XXX	XXX	XXX	XXX					
10. 2013.....	XXX	XXX	XXX	XXX	XXX	XXX	XXX	XXX				XXX
11. 2014.....	XXX	XXX	XXX	XXX	XXX	XXX	XXX	XXX	XXX		XXX	XXX
12. Totals												

SCHEDULE P - PART 2D - WORKERS' COMPENSATION  
(EXCLUDING EXCESS WORKERS' COMPENSATION)

1. Prior.....												
2. 2005.....												
3. 2006.....	XXX											
4. 2007.....	XXX	XXX										
5. 2008.....	XXX	XXX	XXX									
6. 2009.....	XXX	XXX	XXX	XXX								
7. 2010.....	XXX	XXX	XXX	XXX	XXX							
8. 2011.....	XXX	XXX	XXX	XXX	XXX	XXX						
9. 2012.....	XXX	XXX	XXX	XXX	XXX	XXX	XXX					
10. 2013.....	XXX	XXX	XXX	XXX	XXX	XXX	XXX	XXX				XXX
11. 2014.....	XXX	XXX	XXX	XXX	XXX	XXX	XXX	XXX	XXX		XXX	XXX
12. Totals												

SCHEDULE P - PART 2E - COMMERCIAL MULTIPLE PERIL

1. Prior.....												
2. 2005.....												
3. 2006.....	XXX											
4. 2007.....	XXX	XXX										
5. 2008.....	XXX	XXX	XXX									
6. 2009.....	XXX	XXX	XXX	XXX								
7. 2010.....	XXX	XXX	XXX	XXX	XXX							
8. 2011.....	XXX	XXX	XXX	XXX	XXX	XXX						
9. 2012.....	XXX	XXX	XXX	XXX	XXX	XXX	XXX					
10. 2013.....	XXX	XXX	XXX	XXX	XXX	XXX	XXX	XXX				XXX
11. 2014.....	XXX	XXX	XXX	XXX	XXX	XXX	XXX	XXX	XXX		XXX	XXX
12. Totals												

Schedule P - Part 2F - Section 1 - Medical Professional Liability - Occurrence

**N O N E**

Schedule P - Part 2F - Section 2 - Medical Professional Liability - Claims-Made

**N O N E**

Schedule P - Part 2G - Special Liability (Ocean Marine, Aircraft (all perils), Boiler and Machinery)

**N O N E**

Schedule P - Part 2H - Section 1 - Other Liability - Occurrence

**N O N E**

Schedule P - Part 2H - Section 2- Other Liability - Claims-Made

**N O N E**

ANNUAL STATEMENT FOR THE YEAR 2014 OF THE Bristol West Insurance Company

**SCHEDULE P - PART 2I - SPECIAL PROPERTY (FIRE, ALLIED LINES, INLAND MARINE, EARTHQUAKE, BURGLARY, AND THEFT)**

Years in Which Losses Were Incurred	INCURRED NET LOSSES AND DEFENSE AND COST CONTAINMENT EXPENSES REPORTED AT YEAR END (\$000 OMITTED)										DEVELOPMENT	
	1 2005	2 2006	3 2007	4 2008	5 2009	6 2010	7 2011	8 2012	9 2013	10 2014	11 One Year	12 Two Year
1. Prior.....	XXX	XXX	XXX	XXX	XXX	XXX	XXX	XXX				
2. 2013.....	XXX	XXX	XXX	XXX	XXX	XXX	XXX	XXX				XXX
3. 2014.....	XXX	XXX	XXX	XXX	XXX	XXX	XXX	XXX	XXX		XXX	XXX
4. Totals												

**SCHEDULE P - PART 2J - AUTO PHYSICAL DAMAGE**

1. Prior.....	XXX	XXX	XXX	XXX	XXX	XXX	XXX	(30)	62	37	(25)	67
2. 2013.....	XXX	XXX	XXX	XXX	XXX	XXX	XXX	XXX				XXX
3. 2014.....	XXX	XXX	XXX	XXX	XXX	XXX	XXX	XXX	XXX		XXX	XXX
4. Totals											(25)	67

**SCHEDULE P - PART 2K - FIDELITY/SURETY**

1. Prior.....	XXX	XXX	XXX	XXX	XXX	XXX	XXX					
2. 2013.....	XXX	XXX	XXX	XXX	XXX	XXX	XXX	XXX				XXX
3. 2014.....	XXX	XXX	XXX	XXX	XXX	XXX	XXX	XXX	XXX		XXX	XXX
4. Totals												

**SCHEDULE P - PART 2L - OTHER (INCLUDING CREDIT, ACCIDENT AND HEALTH)**

1. Prior.....	XXX	XXX	XXX	XXX	XXX	XXX	XXX					
2. 2013.....	XXX	XXX	XXX	XXX	XXX	XXX	XXX	XXX				XXX
3. 2014.....	XXX	XXX	XXX	XXX	XXX	XXX	XXX	XXX	XXX		XXX	XXX
4. Totals												

**SCHEDULE P - PART 2M - INTERNATIONAL**

1. Prior.....												
2. 2005.....												
3. 2006.....	XXX											
4. 2007.....	XXX	XXX										
5. 2008.....	XXX	XXX	XXX									
6. 2009.....	XXX	XXX	XXX	XXX								
7. 2010.....	XXX	XXX	XXX	XXX	XXX							
8. 2011.....	XXX	XXX	XXX	XXX	XXX	XXX						
9. 2012.....	XXX	XXX	XXX	XXX	XXX	XXX	XXX					
10. 2013.....	XXX	XXX	XXX	XXX	XXX	XXX	XXX	XXX				XXX
11. 2014.....	XXX	XXX	XXX	XXX	XXX	XXX	XXX	XXX	XXX		XXX	XXX
12. Totals												

Schedule P - Part 2N - Reinsurance - Nonproportional Assumed Property

N O N E

Schedule P - Part 2O - Reinsurance - Nonproportional Assumed Liability

N O N E

Schedule P - Part 2P - Reinsurance - Nonproportional Assumed Financial Lines

N O N E

Schedule P - Part 2R - Section 1 - Products Liability - Occurrence

N O N E

Schedule P - Part 2R - Section 2 - Products Liability - Claims-Made

N O N E

Schedule P - Part 2S - Financial Guaranty/Mortgage Guaranty

N O N E

Schedule P - Part 2T - Warranty

N O N E

SCHEDULE P - PART 3A - HOMEOWNERS/FARMOWNERS

Years in Which Losses Were Incurred	CUMULATIVE PAID NET LOSSES AND DEFENSE AND COST CONTAINMENT EXPENSES REPORTED AT YEAR END (\$000 OMITTED)										11 Number of Claims Closed With Loss Payment	12 Number of Claims Closed Without Loss Payment
	1	2	3	4	5	6	7	8	9	10		
	2005	2006	2007	2008	2009	2010	2011	2012	2013	2014		
1. Prior.....	.000											
2. 2005.....												
3. 2006.....	XXX											
4. 2007.....	XXX	XXX										
5. 2008.....	XXX	XXX	XXX									
6. 2009.....	XXX	XXX	XXX	XXX								
7. 2010.....	XXX	XXX	XXX	XXX	XXX							
8. 2011.....	XXX	XXX	XXX	XXX	XXX	XXX						
9. 2012.....	XXX	XXX	XXX	XXX	XXX	XXX	XXX					
10. 2013.....	XXX	XXX	XXX	XXX	XXX	XXX	XXX	XXX				
11. 2014.....	XXX	XXX	XXX	XXX	XXX	XXX	XXX	XXX	XXX			

SCHEDULE P - PART 3B - PRIVATE PASSENGER AUTO LIABILITY/MEDICAL

1. Prior.....	.000	10,505	15,481	20,210	22,789	24,026	24,225	24,436	24,805	24,883	1,325	70
2. 2005.....	10,775	15,760	14,656	20,797	23,716	25,163	25,739	26,084	26,279	26,335	12,089	4,676
3. 2006.....	XXX	6,851	(2,941)	8,311	13,133	15,619	16,562	16,868	17,180	17,249	11,633	5,054
4. 2007.....	XXX	XXX	3,131	5,858	6,980	7,605	7,851	7,968	8,183	8,194	11,766	5,319
5. 2008.....	XXX	XXX	XXX	3,609	7,151	8,469	9,127	9,398	9,509	9,574	14,113	6,836
6. 2009.....	XXX	XXX	XXX	XXX	5,205	9,399	11,525	12,510	12,917	13,074	18,680	8,037
7. 2010.....	XXX	XXX	XXX	XXX	XXX						19,452	6,077
8. 2011.....	XXX	XXX	XXX	XXX	XXX	XXX					17,345	5,407
9. 2012.....	XXX	XXX	XXX	XXX	XXX	XXX	XXX				16,300	5,426
10. 2013.....	XXX	XXX	XXX	XXX	XXX	XXX	XXX	XXX			11,985	5,083
11. 2014.....	XXX	XXX	XXX	XXX	XXX	XXX	XXX	XXX	XXX		7,912	3,186

SCHEDULE P - PART 3C - COMMERCIAL AUTO/TRUCK LIABILITY/MEDICAL

1. Prior.....	.000											
2. 2005.....												
3. 2006.....	XXX											
4. 2007.....	XXX	XXX										
5. 2008.....	XXX	XXX	XXX									
6. 2009.....	XXX	XXX	XXX	XXX								
7. 2010.....	XXX	XXX	XXX	XXX	XXX							
8. 2011.....	XXX	XXX	XXX	XXX	XXX	XXX						
9. 2012.....	XXX	XXX	XXX	XXX	XXX	XXX	XXX					
10. 2013.....	XXX	XXX	XXX	XXX	XXX	XXX	XXX	XXX				
11. 2014.....	XXX	XXX	XXX	XXX	XXX	XXX	XXX	XXX	XXX			

SCHEDULE P - PART 3D - WORKERS' COMPENSATION  
(EXCLUDING EXCESS WORKERS' COMPENSATION)

1. Prior.....	.000											
2. 2005.....												
3. 2006.....	XXX											
4. 2007.....	XXX	XXX										
5. 2008.....	XXX	XXX	XXX									
6. 2009.....	XXX	XXX	XXX	XXX								
7. 2010.....	XXX	XXX	XXX	XXX	XXX							
8. 2011.....	XXX	XXX	XXX	XXX	XXX	XXX						
9. 2012.....	XXX	XXX	XXX	XXX	XXX	XXX	XXX					
10. 2013.....	XXX	XXX	XXX	XXX	XXX	XXX	XXX	XXX				
11. 2014.....	XXX	XXX	XXX	XXX	XXX	XXX	XXX	XXX	XXX			

SCHEDULE P - PART 3E - COMMERCIAL MULTIPLE PERIL

1. Prior.....	.000											
2. 2005.....												
3. 2006.....	XXX											
4. 2007.....	XXX	XXX										
5. 2008.....	XXX	XXX	XXX									
6. 2009.....	XXX	XXX	XXX	XXX								
7. 2010.....	XXX	XXX	XXX	XXX	XXX							
8. 2011.....	XXX	XXX	XXX	XXX	XXX	XXX						
9. 2012.....	XXX	XXX	XXX	XXX	XXX	XXX	XXX					
10. 2013.....	XXX	XXX	XXX	XXX	XXX	XXX	XXX	XXX				
11. 2014.....	XXX	XXX	XXX	XXX	XXX	XXX	XXX	XXX	XXX			

Schedule P - Part 3F - Section 1 - Medical Professional Liability - Occurrence

**N O N E**

Schedule P - Part 3F - Section 2 - Medical Professional Liability - Claims-Made

**N O N E**

Schedule P - Part 3G - Special Liability

**N O N E**

Schedule P - Part 3H - Section 1 - Other Liability - Occurrence

**N O N E**

Schedule P - Part 3H - Section 2 - Other Liability - Claims-Made

**N O N E**

ANNUAL STATEMENT FOR THE YEAR 2014 OF THE Bristol West Insurance Company

**SCHEDULE P - PART 3I - SPECIAL PROPERTY (FIRE, ALLIED LINES, INLAND MARINE, EARTHQUAKE, BURGLARY, AND THEFT)**

Years in Which Losses Were Incurred	CUMULATIVE PAID NET LOSSES AND DEFENSE AND COST CONTAINMENT EXPENSES REPORTED AT YEAR END (\$000 OMITTED)										11 Number of Claims Closed With Loss Payment	12 Number of Claims Closed Without Loss Payment
	1	2	3	4	5	6	7	8	9	10		
	2005	2006	2007	2008	2009	2010	2011	2012	2013	2014		
1. Prior.....	XXX	XXX	XXX	XXX	XXX	XXX	XXX	XXX			XXX	XXX
2. 2013.....	XXX	XXX	XXX	XXX	XXX	XXX	XXX	XXX			XXX	XXX
3. 2014.....	XXX	XXX	XXX	XXX	XXX	XXX	XXX	XXX	XXX		XXX	XXX

**SCHEDULE P - PART 3J - AUTO PHYSICAL DAMAGE**

1. Prior.....	XXX	XXX	XXX	XXX	XXX	XXX	XXX	.000	74	43	168,792	43,896
2. 2013.....	XXX	XXX	XXX	XXX	XXX	XXX	XXX	XXX			14,799	6,271
3. 2014.....	XXX	XXX	XXX	XXX	XXX	XXX	XXX	XXX	XXX		11,695	4,400

**SCHEDULE P - PART 3K - FIDELITY/SURETY**

1. Prior.....	XXX	XXX	XXX	XXX	XXX	XXX	XXX				XXX	XXX
2. 2013.....	XXX	XXX	XXX	XXX	XXX	XXX	XXX	XXX			XXX	XXX
3. 2014.....	XXX	XXX	XXX	XXX	XXX	XXX	XXX	XXX	XXX		XXX	XXX

**SCHEDULE P - PART 3L - OTHER (INCLUDING CREDIT, ACCIDENT AND HEALTH)**

1. Prior.....	XXX	XXX	XXX	XXX	XXX	XXX	XXX	.000			XXX	XXX
2. 2013.....	XXX	XXX	XXX	XXX	XXX	XXX	XXX	XXX			XXX	XXX
3. 2014.....	XXX	XXX	XXX	XXX	XXX	XXX	XXX	XXX	XXX		XXX	XXX

**SCHEDULE P - PART 3M - INTERNATIONAL**

1. Prior.....	.000										XXX	XXX
2. 2005.....											XXX	XXX
3. 2006.....	XXX										XXX	XXX
4. 2007.....	XXX	XXX									XXX	XXX
5. 2008.....	XXX	XXX	XXX								XXX	XXX
6. 2009.....	XXX	XXX	XXX	XXX							XXX	XXX
7. 2010.....	XXX	XXX	XXX	XXX	XXX						XXX	XXX
8. 2011.....	XXX	XXX	XXX	XXX	XXX	XXX					XXX	XXX
9. 2012.....	XXX	XXX	XXX	XXX	XXX	XXX	XXX				XXX	XXX
10. 2013.....	XXX	XXX	XXX	XXX	XXX	XXX	XXX	XXX			XXX	XXX
11. 2014.....	XXX	XXX	XXX	XXX	XXX	XXX	XXX	XXX	XXX		XXX	XXX

Schedule P - Part 3N - Reinsurance - Nonproportional Assumed Property

N O N E

Schedule P - Part 3O - Reinsurance - Nonproportional Assumed Liability

N O N E

Schedule P - Part 3P - Reinsurance - Nonproportional Assumed Financial Lines

N O N E

Schedule P - Part 3R - Section 1 - Product Liability - Occurrence

N O N E

Schedule P - Part 3R - Section 2 - Product Liability - Claims-Made

N O N E

Schedule P - Part 3S - Financial Guaranty/Mortgage Guaranty

N O N E

Schedule P - Part 3T - Warranty

N O N E



ANNUAL STATEMENT FOR THE YEAR 2014 OF THE Bristol West Insurance Company

SCHEDULE P - PART 4A - HOMEOWNERS/FARMOWNERS

Years in Which Losses Were Incurred	BULK AND IBNR RESERVES ON NET LOSSES AND DEFENSE AND COST CONTAINMENT EXPENSES REPORTED AT YEAR END (\$000 OMITTED)									
	1	2	3	4	5	6	7	8	9	10
	2005	2006	2007	2008	2009	2010	2011	2012	2013	2014
1. Prior.....										
2. 2005.....										
3. 2006.....	XXX									
4. 2007.....	XXX	XXX								
5. 2008.....	XXX	XXX	XX							
6. 2009.....	XXX	XXX	XX	XX						
7. 2010.....	XXX	XXX	XX	XXX	XXX					
8. 2011.....	XXX	XXX	XXX	XXX	XXX	XXX				
9. 2012.....	XXX	XXX	XXX	XXX	XXX	XXX	XXX			
10. 2013.....	XXX	XXX	XXX	XXX	XXX	XXX	XXX	XXX		
11. 2014.....	XXX	XXX	XXX	XXX	XXX	XXX	XXX	XXX	XXX	

SCHEDULE P - PART 4B - PRIVATE PASSENGER AUTO LIABILITY/MEDICAL

1. Prior.....	2,955	1,411	1,996	964	1,543	(14)	(54)	79	48	
2. 2005.....	3,917	2,092	4,839	2,410	2,978	229	125	277	214	70
3. 2006.....	XXX	3,709	8,873	5,042	2,329	452	450	433	268	178
4. 2007.....	XXX	XXX	1,603	759	370	75	51	39	28	21
5. 2008.....	XXX	XXX	XXX	1,831	765	233	84	57	30	26
6. 2009.....	XXX	XXX	XXX	XXX	2,959	903	418	186	75	52
7. 2010.....	XXX	XXX	XXX	XXX	XXX					
8. 2011.....	XXX	XXX	XXX	XXX	XXX	XXX				
9. 2012.....	XXX	XXX	XXX	XXX	XXX	XXX	XXX			
10. 2013.....	XXX	XXX	XXX	XXX	XXX	XXX	XXX	XXX		
11. 2014.....	XXX	XXX	XXX	XXX	XXX	XXX	XXX	XXX	XXX	

SCHEDULE P - PART 4C - COMMERCIAL AUTO/TRUCK LIABILITY/MEDICAL

1. Prior.....										
2. 2005.....										
3. 2006.....	XXX									
4. 2007.....	XXX	XXX								
5. 2008.....	XXX	XXX	XXX							
6. 2009.....	XXX	XXX	XX	XX						
7. 2010.....	XXX	XXX	XX	XX	XX					
8. 2011.....	XXX	XXX	XX	XX	XX	XX				
9. 2012.....	XXX	XXX	XX	XXX	XXX	XX	XXX			
10. 2013.....	XXX	XXX	XXX	XXX	XXX	XXX	XXX	XXX		
11. 2014.....	XXX	XXX	XXX	XXX	XXX	XXX	XXX	XXX	XXX	

SCHEDULE P - PART 4D - WORKERS' COMPENSATION  
(EXCLUDING EXCESS WORKERS' COMPENSATION)

1. Prior.....										
2. 2005.....										
3. 2006.....	XXX									
4. 2007.....	XXX	XXX								
5. 2008.....	XXX	XXX	XXX							
6. 2009.....	XXX	XXX	XX	XX						
7. 2010.....	XXX	XXX	XX	XX	XX					
8. 2011.....	XXX	XXX	XX	XX	XX	XX				
9. 2012.....	XXX	XXX	XX	XXX	XXX	XX	XXX			
10. 2013.....	XXX	XXX	XXX	XXX	XXX	XXX	XXX	XXX		
11. 2014.....	XXX	XXX	XXX	XXX	XXX	XXX	XXX	XXX	XXX	

SCHEDULE P - PART 4E - COMMERCIAL MULTIPLE PERIL

1. Prior.....										
2. 2005.....										
3. 2006.....	XXX									
4. 2007.....	XXX	XXX								
5. 2008.....	XXX	XXX	XXX							
6. 2009.....	XXX	XXX	XX	XX						
7. 2010.....	XXX	XXX	XX	XX	XX					
8. 2011.....	XXX	XXX	XX	XX	XX	XX				
9. 2012.....	XXX	XXX	XX	XXX	XXX	XX	XXX			
10. 2013.....	XXX	XXX	XXX	XXX	XXX	XXX	XXX	XXX		
11. 2014.....	XXX	XXX	XXX	XXX	XXX	XXX	XXX	XXX	XXX	

Schedule P - Part 4F - Section 1 - Medical Professional Liability - Occurrence

**N O N E**

Schedule P - Part 4F - Section 2 - Medical Professional Liability - Claims-Made

**N O N E**

Schedule P - Part 4G - Special Liability

**N O N E**

Schedule P - Part 4H - Section 1 - Other Liability - Occurrence

**N O N E**

Schedule P - Part 4H - Section 2 - Other Liability - Claims-Made

**N O N E**

ANNUAL STATEMENT FOR THE YEAR 2014 OF THE Bristol West Insurance Company

**SCHEDULE P - PART 4I - SPECIAL PROPERTY (FIRE, ALLIED LINES, INLAND MARINE, EARTHQUAKE, BURGLARY, AND THEFT)**

Years in Which Losses Were Incurred	BULK AND IBNR RESERVES ON NET LOSSES AND DEFENSE AND COST CONTAINMENT EXPENSES REPORTED AT YEAR END (\$000 OMITTED)									
	1	2	3	4	5	6	7	8	9	10
	2005	2006	2007	2008	2009	2010	2011	2012	2013	2014
1. Prior	XXX	XXX	XXX	XXX	XXX	XXX	XXX			
2. 2013	XXX	XXX	XXX	XXX	XXX	XXX	XXX	XXX		
3. 2014	XXX	XXX	XXX	XXX	XXX	XXX	XXX	XXX	XXX	

**SCHEDULE P - PART 4J - AUTO PHYSICAL DAMAGE**

1. Prior	XXX	XXX	XXX	XXX	XXX	XXX	XXX	(31)	(12)	(7)
2. 2013	XXX	XXX	XXX	XXX	XXX	XXX	XXX	XXX		
3. 2014	XXX	XXX	XXX	XXX	XXX	XXX	XXX	XXX	XXX	

**SCHEDULE P - PART 4K - FIDELITY/SURETY**

1. Prior	XXX	XXX	XXX	XXX	XXX	XXX	XXX			
2. 2013	XXX	XXX	XXX	XXX	XXX	XXX	XXX	XXX		
3. 2014	XXX	XXX	XXX	XXX	XXX	XXX	XXX	XXX	XXX	

**SCHEDULE P - PART 4L - OTHER (INCLUDING CREDIT, ACCIDENT AND HEALTH)**

1. Prior	XXX	XXX	XXX	XXX	XXX	XXX	XXX			
2. 2013	XXX	XXX	XXX	XXX	XXX	XXX	XXX	XXX		
3. 2014	XXX	XXX	XXX	XXX	XXX	XXX	XXX	XXX	XXX	

**SCHEDULE P - PART 4M - INTERNATIONAL**

1. Prior										
2. 2005										
3. 2006	XXX									
4. 2007	XXX	XXX								
5. 2008	XXX	XXX	XXX							
6. 2009	XXX	XXX	XXX	XXX						
7. 2010	XXX	XXX	XXX	XXX	XXX					
8. 2011	XXX	XXX	XXX	XXX	XXX	XXX				
9. 2012	XXX	XXX	XXX	XXX	XXX	XXX	XXX			
10. 2013	XXX	XXX	XXX	XXX	XXX	XXX	XXX	XXX		
11. 2014	XXX	XXX	XXX	XXX	XXX	XXX	XXX	XXX	XXX	

Schedule P - Part 4N - Reinsurance - Nonproportional Assumed Property

**N O N E**

Schedule P - Part 4O - Reinsurance - Nonproportional Assumed Liability

**N O N E**

Schedule P - Part 4P - Reinsurance - Nonproportional Assumed Financial Lines

**N O N E**

Schedule P - Part 4R - Section 1 - Products Liability - Occurrence

**N O N E**

Schedule P - Part 4R - Section 2 - Products Liability - Claims-Made

**N O N E**

Schedule P - Part 4S - Financial Guaranty/Mortgage Guaranty

**N O N E**

Schedule P - Part 4T - Warranty

**N O N E**

Schedule P - Part 5A - Homeowners/Farmowners - Section 1

**N O N E**

Schedule P - Part 5A - Homeowners/Farmowners - Section 2

**N O N E**

Schedule P - Part 5A - Homeowners/Farmowners - Section 3

**N O N E**

ANNUAL STATEMENT FOR THE YEAR 2014 OF THE Bristol West Insurance Company

**SCHEDULE P - PART 5B - PRIVATE PASSENGER AUTO LIABILITY/MEDICAL**

**SECTION 1**

Years in Which Premiums Were Earned and Losses Were Incurred	CUMULATIVE NUMBER OF CLAIMS CLOSED WITH LOSS PAYMENT DIRECT AND ASSUMED AT YEAR END									
	1	2	3	4	5	6	7	8	9	10
	2005	2006	2007	2008	2009	2010	2011	2012	2013	2014
1. Prior.....	2,265	435	505	173	76	37	34	7	44	14
2. 2005.....	8,904	10,905	11,565	11,831	11,968	12,005	12,024	12,036	12,078	12,089
3. 2006.....	XXX	7,400	10,576	11,153	11,404	11,530	11,565	11,588	11,620	11,633
4. 2007.....	XXX	XXX	7,496	10,624	11,282	11,557	11,652	11,693	11,746	11,766
5. 2008.....	XXX	XXX	XXX	8,364	12,781	13,611	13,884	13,992	14,076	14,113
6. 2009.....	XXX	XXX	XXX	XXX	11,307	16,445	17,831	18,323	18,560	18,680
7. 2010.....	XXX	XXX	XXX	XXX	XXX	10,257	16,735	18,206	18,957	19,452
8. 2011.....	XXX	XXX	XXX	XXX	XXX	XXX	10,210	15,001	16,374	17,345
9. 2012.....	XXX	XXX	XXX	XXX	XXX	XXX	XXX	10,071	15,159	16,300
10. 2013.....	XXX	XXX	XXX	XXX	XXX	XXX	XXX	XXX	9,178	11,985
11. 2014.....	XXX	XXX	XXX	XXX	XXX	XXX	XXX	XXX	XXX	7,912

**SECTION 2**

Years in Which Premiums Were Earned and Losses Were Incurred	NUMBER OF CLAIMS OUTSTANDING DIRECT AND ASSUMED AT YEAR END									
	1	2	3	4	5	6	7	8	9	10
	2005	2006	2007	2008	2009	2010	2011	2012	2013	2014
1. Prior.....	1,293	1,024	433	233	148	101	63	59	17	1
2. 2005.....	1,470	1,273	536	273	132	85	65	53	12	2
3. 2006.....	XXX	4,438	1,092	485	223	104	71	46	16	2
4. 2007.....	XXX	XXX	4,258	1,166	486	212	119	78	24	6
5. 2008.....	XXX	XXX	XXX	6,296	1,337	507	237	122	37	12
6. 2009.....	XXX	XXX	XXX	XXX	6,351	2,383	989	491	237	109
7. 2010.....	XXX	XXX	XXX	XXX	XXX	8,877	3,371	1,816	947	332
8. 2011.....	XXX	XXX	XXX	XXX	XXX	XXX	6,918	2,980	1,503	385
9. 2012.....	XXX	XXX	XXX	XXX	XXX	XXX	XXX	6,616	1,981	635
10. 2013.....	XXX	XXX	XXX	XXX	XXX	XXX	XXX	XXX	4,343	1,105
11. 2014.....	XXX	XXX	XXX	XXX	XXX	XXX	XXX	XXX	XXX	3,350

**SECTION 3**

Years in Which Premiums Were Earned and Losses Were Incurred	CUMULATIVE NUMBER OF CLAIMS REPORTED DIRECT AND ASSUMED AT YEAR END									
	1	2	3	4	5	6	7	8	9	10
	2005	2006	2007	2008	2009	2010	2011	2012	2013	2014
1. Prior.....	1,369	495	348	144	87	61	49	34	33	1
2. 2005.....	15,842	16,692	16,744	16,757	16,763	16,765	16,765	16,765	16,767	16,767
3. 2006.....	XXX	15,751	16,611	16,653	16,673	16,679	16,683	16,684	16,685	16,689
4. 2007.....	XXX	XXX	16,197	16,999	17,048	17,068	17,070	17,075	17,078	17,091
5. 2008.....	XXX	XXX	XXX	19,772	20,818	20,906	20,924	20,933	20,942	20,961
6. 2009.....	XXX	XXX	XXX	XXX	24,439	26,627	26,727	26,760	26,788	26,826
7. 2010.....	XXX	XXX	XXX	XXX	XXX	23,787	25,707	25,822	25,854	25,861
8. 2011.....	XXX	XXX	XXX	XXX	XXX	XXX	21,363	23,021	23,113	23,137
9. 2012.....	XXX	XXX	XXX	XXX	XXX	XXX	XXX	21,045	22,406	22,361
10. 2013.....	XXX	XXX	XXX	XXX	XXX	XXX	XXX	XXX	17,849	18,173
11. 2014.....	XXX	XXX	XXX	XXX	XXX	XXX	XXX	XXX	XXX	14,448

Schedule P - Part 5C - Commercial Auto/Truck Liability/Medical - Section 1

NONE

Schedule P - Part 5C - Commercial Auto/Truck Liability/Medical - Section 2

NONE

Schedule P - Part 5C - Commercial Auto/Truck Liability/Medical - Section 3

NONE

Schedule P-Part 5D-Workers' Compensation (Excluding Excess Workers' Compensation)-Section 1

NONE

Schedule P-Part 5D-Workers' Compensation (Excluding Excess Workers' Compensation)-Section 2

NONE

Schedule P-Part 5D-Workers' Compensation (Excluding Excess Workers' Compensation)-Section 3

NONE

Schedule P - Part 5E - Commercial Multiple Peril - Section 1

NONE

Schedule P - Part 5E - Commercial Multiple Peril - Section 2

NONE

Schedule P - Part 5E - Commercial Multiple Peril - Section 3

NONE

Schedule P - Part 5F - Medical Professional Liability - Occurrence - Section 1A

NONE

Schedule P - Part 5F - Medical Professional Liability - Occurrence - Section 2A

NONE

Schedule P - Part 5F - Medical Professional Liability - Occurrence - Section 3A

NONE

Schedule P - Part 5F - Medical Professional Liability - Claims-Made - Section 1B

NONE

Schedule P - Part 5F - Medical Professional Liability - Claims-Made - Section 2B

NONE

Schedule P - Part 5F - Medical Professional Liability - Claims-Made - Section 3B

NONE

Schedule P - Part 5H - Other Liability - Occurrence - Section 1A

NONE

Schedule P - Part 5H - Other Liability - Occurrence - Section 2A

NONE

Schedule P - Part 5H - Other Liability - Occurrence - Section 3A

NONE

Schedule P - Part 5H - Other Liability - Claims-Made - Section 1B

NONE

Schedule P - Part 5H - Other Liability - Claims-Made - Section 2B

NONE

Schedule P - Part 5H - Other Liability - Claims-Made - Section 3B

NONE

Schedule P - Part 5R - Products Liability - Occurrence - Section 1A

NONE

Schedule P - Part 5R - Products Liability - Occurrence - Section 2A

NONE

Schedule P - Part 5R - Products Liability - Occurrence - Section 3A

NONE

Schedule P - Part 5R - Products Liability - Claims-Made - Section 1B

NONE

Schedule P - Part 5R - Products Liability - Claims-Made - Section 2B

NONE

Schedule P - Part 5R - Products Liability - Claims-Made - Section 3B

NONE

Schedule P - Part 5T - Warranty - Section 1

NONE

Schedule P - Part 5T - Warranty - Section 2

NONE

Schedule P - Part 5T - Warranty - Section 3

NONE

Schedule P - Part 6C - Commercial Auto/Truck Liability/Medical - Section 1

NONE

Schedule P - Part 6C - Commercial Auto/Truck Liability/Medical - Section 2

NONE

Schedule P-Part 6D-Workers' Compensation (Excluding Excess Workers' Compensation)-Section 1

NONE

Schedule P-Part 6D-Workers' Compensation (Excluding Excess Workers' Compensation)-Section 2

NONE

Schedule P - Part 6E - Commercial Multiple Peril - Section 1

NONE

Schedule P - Part 6E - Commercial Multiple Peril - Section 2

NONE

Schedule P - Part 6H - Other Liability - Occurrence - Section 1A

NONE

Schedule P - Part 6H - Other Liability - Occurrence - Section 2A

NONE

Schedule P - Part 6H - Other Liability - Claims-Made - Section 1B

NONE

Schedule P - Part 6H - Other Liability - Claims-Made - Section 2B

NONE

Schedule P - Part 6M - International - Section 1

NONE

Schedule P - Part 6M - International - Section 2

NONE



Schedule P - Part 6N- Reinsurance A - Nonproportional Assumed Property - Section 1  
N O N E

Schedule P - Part 6N- Reinsurance A - Nonproportional Assumed Property - Section 2  
N O N E

Schedule P - Part 6O - Reinsurance B - Nonproportional Liability - Section 1  
N O N E

Schedule P - Part 6O - Reinsurance B - Nonproportional Assumed Liability - Section 2  
N O N E

Schedule P - Part 6R - Products Liability - Occurrence - Section 1A  
N O N E

Schedule P - Part 6R - Products Liability - Occurrence - Section 2A  
N O N E

Schedule P - Part 6R - Products Liability - Claims-Made - Section 1B  
N O N E

Schedule P - Part 6R - Products Liability - Claims-Made - Section 2B  
N O N E

Schedule P - Part 7A - Section 1 - Primary Loss Sensitive Contracts  
N O N E

Schedule P - Part 7A - Section 2 - Primary Loss Sensitive Contracts  
N O N E

Schedule P - Part 7A - Section 3 - Primary Loss Sensitive Contracts  
N O N E

Schedule P - Part 7A - Section 4 - Primary Loss Sensitive Contracts  
N O N E

Schedule P - Part 7A - Section 5 - Primary Loss Sensitive Contracts  
N O N E

Schedule P - Part 7B - Section 1 - Reinsurance Loss Sensitive Contracts  
N O N E

Schedule P - Part 7B - Section 2 - Reinsurance Loss Sensitive Contracts  
**N O N E**

Schedule P - Part 7B - Section 3 - Reinsurance Loss Sensitive Contracts  
**N O N E**

Schedule P - Part 7B - Section 4 - Reinsurance Loss Sensitive Contracts  
**N O N E**

Schedule P - Part 7B - Section 5 - Reinsurance Loss Sensitive Contracts  
**N O N E**

Schedule P - Part 7B - Section 6 - Reinsurance Loss Sensitive Contracts  
**N O N E**

Schedule P - Part 7B - Section 7 - Reinsurance Loss Sensitive Contracts  
**N O N E**

SCHEDULE P INTERROGATORIES

1. The following questions relate to yet-to-be-issued Extended Reporting Endorsements (EREs) arising from Death, Disability, or Retirement (DDR) provisions in Medical Professional Liability Claims Made insurance policies. EREs provided for reasons other than DDR are not to be included.
- 1.1 Does the company issue Medical Professional Liability Claims Made insurance policies that provide tail (also known as an extended reporting endorsement, or “ERE”) benefits in the event of Death, Disability, or Retirement (DDR) at a reduced charge or at no additional cost? ..... Yes [   ] No [ ☒ ]  
If the answer to question 1.1 is “no”, leave the following questions blank. If the answer to question 1.1 is “yes”, please answer the following questions:
- 1.2 What is the total amount of the reserve for that provision (DDR Reserve), as reported, explicitly or not, elsewhere in this statement (in dollars)? .....\$ .....
- 1.3 Does the company report any DDR reserve as Unearned Premium Reserve per SSAP #65? ..... Yes [   ] No [   ]
- 1.4 Does the company report any DDR reserve as loss or loss adjustment expense reserve? ..... Yes [   ] No [   ]
- 1.5 If the company reports DDR reserve as Unearned Premium Reserve, does that amount match the figure on the Underwriting and Investment Exhibit, Part 1A – Recapitulation of all Premiums (Page 7) Column 2, Lines 11.1 plus 11.2? ..... Yes [   ] No [   ] N/A [ ☒ ]
- 1.6 If the company reports DDR reserve as loss or loss adjustment expense reserve, please complete the following table corresponding to where these reserves are reported in Schedule P:

Years in Which Premiums Were Earned and Losses Were Incurred	DDR Reserve Included in Schedule P, Part 1F, Medical Professional Liability Column 24: Total Net Losses and Expenses Unpaid	
	1 Section 1: Occurrence	2 Section 2: Claims-Made
1.601 Prior .....		
1.602 2005 .....		
1.603 2006 .....		
1.604 2007 .....		
1.605 2008 .....		
1.606 2009 .....		
1.607 2010 .....		
1.608 2011 .....		
1.609 2012 .....		
1.610 2013 .....		
1.611 2014 .....		
1.612 Totals		

2. The definition of allocated loss adjustment expenses (ALAE) and, therefore, unallocated loss adjustment expenses (ULAE) was changed effective January 1, 1998. This change in definition applies to both paid and unpaid expenses. Are these expenses (now reported as “Defense and Cost Containment” and “Adjusting and Other” ) reported in compliance with these definitions in this statement? ..... Yes [ ☒ ] No [   ]
3. The Adjusting and Other expense payments and reserves should be allocated to the years in which the losses were incurred based on the number of claims reported, closed and outstanding in those years. When allocating Adjusting and Other expense between companies in a group or a pool, the Adjusting and Other expense should be allocated in the same percentage used for the loss amounts and the claim counts. For reinsurers, Adjusting and Other expense assumed should be reported according to the reinsurance contract. For Adjusting and Other expense incurred by reinsurers, or in those situations where suitable claim count information is not available, Adjusting and Other expense should be allocated by a reasonable method determined by the company and described in Interrogatory 7, below. Are they so reported in this Statement? ..... Yes [ ☒ ] No [   ]
4. Do any lines in Schedule P include reserves that are reported gross of any discount to present value of future payments, and that are reported net of such discounts on Page 10? ..... Yes [   ] No [ ☒ ]  
  
If yes, proper disclosure must be made in the Notes to Financial Statements, as specified in the Instructions. Also, the discounts must be reported in Schedule P - Part 1, Columns 32 and 33. Schedule P must be completed gross of non-tabular discounting. Work papers relating to discount calculations must be available for examination upon request.  
Discounting is allowed only if expressly permitted by the state insurance department to which this Annual Statement is being filed.
5. What were the net premiums in force at the end of the year for:  
(in thousands of dollars)

5.1 Fidelity .....  
5.2 Surety .....
6. Claim count information is reported per claim or per claimant (Indicate which). .....per claim.....  
If not the same in all years, explain in Interrogatory 7.
- 7.1 The information provided in Schedule P will be used by many persons to estimate the adequacy of the current loss and expense reserves, among other things. Are there any especially significant events, coverage, retention or accounting changes that have occurred that must be considered when making such analyses? ..... Yes [   ] No [ ☒ ]
- 7.2 (An extended statement may be attached.)  
Adjusting and Other expenses are allocated based on a combination of claim count metrics in conjunction with loss experience by accident year. ....

SCHEDULE T - PART 2  
INTERSTATE COMPACT - EXHIBIT OF PREMIUMS WRITTEN

Allocated by States and Territories

States, Etc.		Direct Business Only				
		1	2	3	4	6
		Life (Group and Individual)	Annuities (Group and Individual)	Disability Income (Group and Individual)	Long-Term Care (Group and Individual)	Totals
1.	Alabama .....	AL				
2.	Alaska .....	AK				
3.	Arizona .....	AZ				
4.	Arkansas .....	AR				
5.	California .....	CA				
6.	Colorado .....	CO				
7.	Connecticut .....	CT				
8.	Delaware .....	DE				
9.	District of Columbia .....	DC				
10.	Florida .....	FL				
11.	Georgia .....	GA				
12.	Hawaii .....	HI				
13.	Idaho .....	ID				
14.	Illinois .....	IL				
15.	Indiana .....	IN				
16.	Iowa .....	IA				
17.	Kansas .....	KS				
18.	Kentucky .....	KY				
19.	Louisiana .....	LA				
20.	Maine .....	ME				
21.	Maryland .....	MD				
22.	Massachusetts .....	MA				
23.	Michigan .....	MI				
24.	Minnesota .....	MN				
25.	Mississippi .....	MS				
26.	Missouri .....	MO				
27.	Montana .....	MT				
28.	Nebraska .....	NE				
29.	Nevada .....	NV				
30.	New Hampshire .....	NH				
31.	New Jersey .....	NJ				
32.	New Mexico .....	NM				
33.	New York .....	NY				
34.	North Carolina .....	NC				
35.	North Dakota .....	ND				
36.	Ohio .....	OH				
37.	Oklahoma .....	OK				
38.	Oregon .....	OR				
39.	Pennsylvania .....	PA				
40.	Rhode Island .....	RI				
41.	South Carolina .....	SC				
42.	South Dakota .....	SD				
43.	Tennessee .....	TN				
44.	Texas .....	TX				
45.	Utah .....	UT				
46.	Vermont .....	VT				
47.	Virginia .....	VA				
48.	Washington .....	WA				
49.	West Virginia .....	WV				
50.	Wisconsin .....	WI				
51.	Wyoming .....	WY				
52.	American Samoa .....	AS				
53.	Guam .....	GU				
54.	Puerto Rico .....	PR				
55.	U.S. Virgin Islands .....	VI				
56.	Northern Mariana Islands .....	MP				
57.	Canada .....	CAN				
58.	Aggregate Other Alien .....	OT				
59.	Total					

NONE

ANNUAL STATEMENT FOR THE YEAR 2014 OF THE Bristol West Insurance Company

SCHEDULE Y

PART 1A - DETAIL OF INSURANCE HOLDING COMPANY SYSTEM

1	2	3	4	5	6	7	8	9	10	11	12	13	14	15
Group Code	Group Name	NAIC Company Code	ID Number	Federal RSSD	CIK	Name of Securities Exchange if Publicly Traded (U.S. or International)	Names of Parent, Subsidiaries Or Affiliates	Domi-ciliary Location	Relation-ship to Reporting Entity	Directly Controlled by (Name of Entity/Person)	Type of Control (Ownership, Board, Management, Attorney-in-Fact, Influence, Other)	If Control is Ownership Provide Percentage	Ultimate Controlling Entity(ies)/Person(s)	*
		00000	95-4723863				20th Century Insurance Services, Inc.	NV	NIA	21st Century Insurance Group 21st Century North America Insurance Company	Ownership	100.000	Farmers Insurance Exchange	
0069	Farmers Insurance Group	25232	22-3398993				21st Century Advantage Insurance Company	IN	IA	21st Century Insurance Group	Ownership	100.000	Farmers Insurance Exchange	
0069	Farmers Insurance Group	44245	13-3551577				21st Century Assurance Company	DE	IA	Farmers Insurance Exchange	Ownership	80.000	Farmers Insurance Exchange	
0069	Farmers Insurance Group	44245	13-3551577				21st Century Assurance Company	DE	IA	Fire Insurance Exchange	Ownership	10.000	Farmers Insurance Exchange	
0069	Farmers Insurance Group	44245	13-3551577				21st Century Assurance Company	DE	IA	Truck Insurance Exchange	Ownership	10.000	Farmers Insurance Exchange	
0069	Farmers Insurance Group	10184	22-3337475				21st Century Auto Insurance Company of New Jersey	NJ	IA	21st Century Centennial Insurance Company	Ownership	100.000	Farmers Insurance Exchange	
0069	Farmers Insurance Group	36404	95-4136306				21st Century Casualty Company	CA	IA	21st Century Insurance Group	Ownership	100.000	Farmers Insurance Exchange	
0069	Farmers Insurance Group	34789	23-2044095				21st Century Centennial Insurance Company	PA	IA	Farmers Insurance Exchange	Ownership	80.000	Farmers Insurance Exchange	
0069	Farmers Insurance Group	34789	23-2044095				21st Century Centennial Insurance Company	PA	IA	Fire Insurance Exchange	Ownership	10.000	Farmers Insurance Exchange	
0069	Farmers Insurance Group	34789	23-2044095				21st Century Centennial Insurance Company	PA	IA	Truck Insurance Exchange	Ownership	10.000	Farmers Insurance Exchange	
0069	Farmers Insurance Group	43974	13-1967524				21st Century Indemnity Insurance Company	PA	IA	21st Century Premier Insurance Company	Ownership	100.000	Farmers Insurance Exchange	
		00000	51-0283170				21st Century Insurance and Financial Services, Inc.	DE	NIA	Farmers Insurance Exchange	Ownership	80.000	Farmers Insurance Exchange	
		00000	51-0283170				21st Century Insurance and Financial Services, Inc.	DE	NIA	Fire Insurance Exchange	Ownership	10.000	Farmers Insurance Exchange	
		00000	51-0283170				21st Century Insurance and Financial Services, Inc.	DE	NIA	Truck Insurance Exchange	Ownership	10.000	Farmers Insurance Exchange	
0069	Farmers Insurance Group	12963	95-2565072				21st Century Insurance Company	CA	IA	21st Century Insurance Group	Ownership	100.000	Farmers Insurance Exchange	
0069	Farmers Insurance Group	10245	86-0812982				21st Century Insurance Company of the Southwest	TX	IA	21st Century Insurance Group	Ownership	100.000	Farmers Insurance Exchange	
		00000	95-1935264				21st Century Insurance Group	DE	NIA	Farmers Insurance Exchange	Ownership	80.000	Farmers Insurance Exchange	
		00000	95-1935264				21st Century Insurance Group	DE	NIA	Fire Insurance Exchange	Ownership	10.000	Farmers Insurance Exchange	
		00000	95-1935264				21st Century Insurance Group	DE	NIA	Truck Insurance Exchange	Ownership	10.000	Farmers Insurance Exchange	
0069	Farmers Insurance Group	36587	13-3801089				21st Century National Insurance Company	NY	IA	21st Century Security Insurance Company	Ownership	100.000	Farmers Insurance Exchange	
0069	Farmers Insurance Group	32220	13-3333609				21st Century North America Insurance Company	NY	IA	Farmers Insurance Exchange	Ownership	80.000	Farmers Insurance Exchange	
0069	Farmers Insurance Group	32220	13-3333609				21st Century North America Insurance Company	NY	IA	Fire Insurance Exchange	Ownership	10.000	Farmers Insurance Exchange	
0069	Farmers Insurance Group	32220	13-3333609				21st Century North America Insurance Company	NY	IA	Truck Insurance Exchange	Ownership	10.000	Farmers Insurance Exchange	
0069	Farmers Insurance Group	23795	02-0226203				21st Century Pacific Insurance Company	CO	IA	Farmers Insurance Exchange	Ownership	80.000	Farmers Insurance Exchange	
0069	Farmers Insurance Group	23795	02-0226203				21st Century Pacific Insurance Company	CO	IA	Fire Insurance Exchange	Ownership	10.000	Farmers Insurance Exchange	
0069	Farmers Insurance Group	23795	02-0226203				21st Century Pacific Insurance Company	CO	IA	Truck Insurance Exchange	Ownership	10.000	Farmers Insurance Exchange	
0069	Farmers Insurance Group	10710	13-3922232				21st Century Pinnacle Insurance Company	NJ	IA	21st Century North America Insurance Company	Ownership	100.000	Farmers Insurance Exchange	
0069	Farmers Insurance Group	22225	95-2743473				21st Century Preferred Insurance Company	PA	IA	21st Century Centennial Insurance Company	Ownership	100.000	Farmers Insurance Exchange	
0069	Farmers Insurance Group	20796	22-1721971				21st Century Premier Insurance Company	PA	IA	21st Century Centennial Insurance Company	Ownership	100.000	Farmers Insurance Exchange	
0069	Farmers Insurance Group	23833	02-0227294				21st Century Security Insurance Company	PA	IA	Farmers Insurance Exchange	Ownership	80.000	Farmers Insurance Exchange	
0069	Farmers Insurance Group	23833	02-0227294				21st Century Security Insurance Company	PA	IA	Fire Insurance Exchange	Ownership	10.000	Farmers Insurance Exchange	
0069	Farmers Insurance Group	23833	02-0227294				21st Century Security Insurance Company	PA	IA	Truck Insurance Exchange	Ownership	10.000	Farmers Insurance Exchange	
0069	Farmers Insurance Group	43761	95-4232263				21st Century Superior Insurance Company	CA	IA	21st Century North America Insurance Company	Ownership	100.000	Farmers Insurance Exchange	
		00000	99-0215429				50th State Risk Management Services, Inc.	HI	NIA	Hawaii Insurance Consultants, Ltd.	Ownership	100.000	Farmers Insurance Exchange	
		00000	47-2591947				5401 Wiles Road LLC	FL	NIA	Mid-Century Insurance Company	Ownership	100.000	Farmers Insurance Exchange	
0069	Farmers Insurance Group	10805	13-3953213				American Pacific Insurance Company, Inc.	HI	IA	Farmers Insurance Hawaii, Inc.	Ownership	100.000	Farmers Insurance Exchange	
		00000	59-2029544				Apex Adjustment Bureau, Inc.	FL	NIA	Bristol West Holdings, Inc.	Ownership	100.000	Farmers Insurance Exchange	
		00000	65-0221990				Bayview Adjustment Bureau, Inc.	CA	NIA	Bristol West Holdings, Inc.	Ownership	100.000	Farmers Insurance Exchange	

ANNUAL STATEMENT FOR THE YEAR 2014 OF THE Bristol West Insurance Company

SCHEDULE Y

PART 1A - DETAIL OF INSURANCE HOLDING COMPANY SYSTEM

1	2	3	4	5	6	7	8	9	10	11	12	13	14	15
Group Code	Group Name	NAIC Company Code	ID Number	Federal RSSD	CIK	Name of Securities Exchange if Publicly Traded (U.S. or International)	Names of Parent, Subsidiaries Or Affiliates	Domiciliary Location	Relationship to Reporting Entity	Directly Controlled by (Name of Entity/Person)	Type of Control (Ownership, Board, Management, Attorney-in-Fact, Influence, Other)	If Control is Ownership Provide Percentage	Ultimate Controlling Entity(ies)/Person(s)	*
..0069	Farmers Insurance Group	..11034	34-1893500				Bristol West Casualty Insurance Company	..OH	..IA	Coast National Insurance Company	Ownership	..100.000	Farmers Insurance Exchange	
		..00000	13-3994449				Bristol West Holdings, Inc.	..DE	..UIP	Farmers Insurance Exchange	Ownership	..42.000	Farmers Insurance Exchange	
		..00000	13-3994449				Bristol West Holdings, Inc.	..DE	..UIP	Fire Insurance Exchange	Ownership	..3.750	Farmers Insurance Exchange	
		..00000	13-3994449				Bristol West Holdings, Inc.	..DE	..UIP	Truck Insurance Exchange	Ownership	..6.750	Farmers Insurance Exchange	
		..00000	13-3994449				Bristol West Holdings, Inc.	..DE	..UIP	Mid-Century Insurance Company	Ownership	..47.500	Farmers Insurance Exchange	
..0069	Farmers Insurance Group	..19658	38-1865162				Bristol West Insurance Company	..OH	..RE	Coast National Insurance Company	Ownership	..100.000	Farmers Insurance Exchange	
		..00000	65-0880876				Bristol West Insurance Services of California, Inc.	..CA	..NIA	Bristol West Holdings, Inc.	Ownership	..100.000	Farmers Insurance Exchange	
		..00000	65-0935354				Bristol West Insurance Services of Pennsylvania, Inc.	..PA	..NIA	Bristol West Holdings, Inc.	Ownership	..100.000	Farmers Insurance Exchange	
		..00000	75-2791620				Bristol West Insurance Services of Texas, Inc.	..TX	..NIA	Bristol West Holdings, Inc.	Ownership	..100.000	Farmers Insurance Exchange	
		..00000	65-0616769				Bristol West Insurance Services, Inc. of Florida	..FL	..NIA	Bristol West Holdings, Inc.	Ownership	..100.000	Farmers Insurance Exchange	
..0069	Farmers Insurance Group	..12774	86-1174452				Bristol West Preferred Insurance Company	..MI	..IA	Bristol West Holdings, Inc.	Ownership	..100.000	Farmers Insurance Exchange	
		..00000	65-0919338				BWIS of Nevada, Inc.	..NV	..NIA	Bristol West Holdings, Inc.	Ownership	..100.000	Farmers Insurance Exchange	
..0069	Farmers Insurance Group	..10315	95-4528269				Civic Property and Casualty Company	..CA	..IA	Fire Insurance Exchange	Ownership	..80.000	Fire Insurance Exchange	
..0069	Farmers Insurance Group	..10315	95-4528269				Civic Property and Casualty Company	..CA	..IA	Truck Insurance Exchange	Ownership	..20.000	Fire Insurance Exchange	
		..00000	76-0543593				Coast National General Agency, Inc.	..TX	..NIA	Bristol West Holdings, Inc.	Ownership	..100.000	Farmers Insurance Exchange	
		..00000	33-0246699				Coast National Holding Company	..CA	..UIP	Bristol West Holdings, Inc.	Ownership	..100.000	Farmers Insurance Exchange	
..0069	Farmers Insurance Group	..25089	33-0246701				Coast National Insurance Company	..CA	..UDP	Coast National Holding Company	Ownership	..100.000	Farmers Insurance Exchange	
..0069	Farmers Insurance Group	..10318	95-4528266				Exact Property and Casualty Company	..CA	..IA	Fire Insurance Exchange	Ownership	..80.000	Fire Insurance Exchange	
..0069	Farmers Insurance Group	..10318	95-4528266				Exact Property and Casualty Company	..CA	..IA	Truck Insurance Exchange	Ownership	..20.000	Fire Insurance Exchange	
		..00000	77-0530616				Farmers Financial Solutions, LLC	..NV	..NIA	FFS Holding, LLC	Ownership	..100.000	Farmers Insurance Exchange	
..0069	Farmers Insurance Group	..21598	95-2626387				Farmers Insurance Company of Arizona	..AZ	..IA	Farmers Insurance Exchange	Ownership	..70.000	Farmers Insurance Exchange	
..0069	Farmers Insurance Group	..21598	95-2626387				Farmers Insurance Company of Arizona	..AZ	..IA	Truck Insurance Exchange	Ownership	..20.000	Farmers Insurance Exchange	
..0069	Farmers Insurance Group	..21598	95-2626387				Farmers Insurance Company of Arizona	..AZ	..IA	Fire Insurance Exchange	Ownership	..10.000	Farmers Insurance Exchange	
..0069	Farmers Insurance Group	..21601	95-2626385				Farmers Insurance Company of Idaho	..ID	..IA	Farmers Insurance Exchange	Ownership	..80.053	Farmers Insurance Exchange	
..0069	Farmers Insurance Group	..21601	95-2626385				Farmers Insurance Company of Idaho	..ID	..IA	Fire Insurance Exchange	Ownership	..6.649	Farmers Insurance Exchange	
..0069	Farmers Insurance Group	..21601	95-2626385				Farmers Insurance Company of Idaho	..ID	..IA	Truck Insurance Exchange	Ownership	..13.298	Farmers Insurance Exchange	
..0069	Farmers Insurance Group	..21636	95-2655893				Farmers Insurance Company of Oregon	..OR	..IA	Farmers Insurance Exchange	Ownership	..80.000	Farmers Insurance Exchange	
..0069	Farmers Insurance Group	..21636	95-2655893				Farmers Insurance Company of Oregon	..OR	..IA	Truck Insurance Exchange	Ownership	..20.000	Farmers Insurance Exchange	
..0069	Farmers Insurance Group	..21644	95-2655894				Farmers Insurance Company of Washington	..WA	..IA	Fire Insurance Exchange	Ownership	..80.000	Fire Insurance Exchange	
..0069	Farmers Insurance Group	..21644	95-2655894				Farmers Insurance Company of Washington	..WA	..IA	Truck Insurance Exchange	Ownership	..20.000	Fire Insurance Exchange	
..0069	Farmers Insurance Group	..21628	48-0609012				Farmers Insurance Company, Inc.	..KS	..IA	Farmers Insurance Exchange	Ownership	..90.000	Farmers Insurance Exchange	
..0069	Farmers Insurance Group	..21628	48-0609012				Farmers Insurance Company, Inc.	..KS	..IA	Fire Insurance Exchange	Ownership	..10.000	Farmers Insurance Exchange	
..0069	Farmers Insurance Group	..21652	95-2575893				Farmers Insurance Exchange	..CA	..UIP	See Note 1	Other			
..0069	Farmers Insurance Group	..28487	22-2640040				Farmers Insurance Hawaii, Inc.	..HI	..IA	Farmers Insurance Exchange	Ownership	..80.000	Farmers Insurance Exchange	
..0069	Farmers Insurance Group	..28487	22-2640040				Farmers Insurance Hawaii, Inc.	..HI	..IA	Fire Insurance Exchange	Ownership	..10.000	Farmers Insurance Exchange	
..0069	Farmers Insurance Group	..28487	22-2640040				Farmers Insurance Hawaii, Inc.	..HI	..IA	Truck Insurance Exchange	Ownership	..10.000	Farmers Insurance Exchange	
..0069	Farmers Insurance Group	..36889	31-0956373				Farmers Insurance of Columbus, Inc.	..OH	..IA	Farmers Insurance Exchange	Ownership	..100.000	Farmers Insurance Exchange	
..0069	Farmers Insurance Group	..10806	36-4165395				Farmers New Century Insurance Company	..IL	..IA	Illinois Farmers Insurance Company	Ownership	..100.000	Farmers Insurance Exchange	
		..00000	95-6048990				Farmers Services Insurance Agency	..CA	..NIA	Truck Insurance Exchange	Ownership	..100.000	Truck Insurance Exchange	
							Foremost Insurance Company Grand Rapids, Michigan							
..0069	Farmers Insurance Group	..43699	59-2326047				Farmers Specialty Insurance Company	..MI	..IA	Michigan	Ownership	..100.000	Farmers Insurance Exchange	
							Farmers Texas County Mutual Insurance Company	..TX	..IA	See Note 3	Management		Farmers Insurance Exchange	
		..00000	27-0342907				FCOA, LLC	..DE	..NIA	Michigan	Ownership	..100.000	Farmers Insurance Exchange	
		..00000	77-0530617				FFS Holding, LLC	..NV	..NIA	Mid-Century Insurance Company	Ownership	..100.000	Farmers Insurance Exchange	
..0069	Farmers Insurance Group	..21660	95-6235715				Fire Insurance Exchange	..CA	..IA	See Note 4	Other			

SCHEDULE Y

PART 1A - DETAIL OF INSURANCE HOLDING COMPANY SYSTEM

1	2	3	4	5	6	7	8	9	10	11	12	13	14	15
Group Code	Group Name	NAIC Company Code	ID Number	Federal RSSD	CIK	Name of Securities Exchange if Publicly Traded (U.S. or International)	Names of Parent, Subsidiaries Or Affiliates	Domi-ciliary Location	Relation-ship to Reporting Entity	Directly Controlled by (Name of Entity/Person)	Type of Control (Ownership, Board, Management, Attorney-in-Fact, Influence, Other)	If Control is Ownership Provide Percentage	Ultimate Controlling Entity(ies)/Person(s)	*
..0069	Farmers Insurance Group	..29254	38-1721730				Foremost County Mutual Insurance Company	..TX	..IA	See Note 5	Management		Farmers Insurance Exchange	
		..00000	38-2505922				Foremost Express Insurance Agency, Inc.	..MI	..NIA	FCOA, LLC	Ownership	..100.000	Farmers Insurance Exchange	
		..00000	73-0462770				Foremost Financial Services Corporation	..DE	..NIA	FCOA, LLC	Ownership	..100.000	Farmers Insurance Exchange	
..0069	Farmers Insurance Group	..11185	38-1407533				Foremost Insurance Company Grand Rapids, Michigan	..MI	..IA	Farmers Insurance Exchange	Ownership	..80.000	Farmers Insurance Exchange	
..0069	Farmers Insurance Group	..11185	38-1407533				Foremost Insurance Company Grand Rapids, Michigan	..MI	..IA	Fire Insurance Exchange	Ownership	..10.000	Farmers Insurance Exchange	
..0069	Farmers Insurance Group	..11185	38-1407533				Foremost Insurance Company Grand Rapids, Michigan	..MI	..IA	Truck Insurance Exchange	Ownership	..10.000	Farmers Insurance Exchange	
..0069	Farmers Insurance Group	..41688	75-1779175				Foremost Lloyds of Texas	..TX	..IA	See Note 6	Management		Farmers Insurance Exchange	
..0069	Farmers Insurance Group	..11800	35-1604635				Foremost Property and Casualty Insurance Company	..MI	..IA	Foremost Insurance Company Grand Rapids, Michigan	Ownership	..100.000	Farmers Insurance Exchange	
..0069	Farmers Insurance Group	..41513	38-2430150				Foremost Signature Insurance Company	..MI	..IA	Foremost Insurance Company Grand Rapids, Michigan	Ownership	..100.000	Farmers Insurance Exchange	
		..00000	65-1142050				GP, LLC	..DE	..NIA	Bristol West Holdings, Inc.	Ownership	..100.000	Farmers Insurance Exchange	
		..00000	99-0083322				Hawaii Insurance Consultants, Ltd.	..HI	..NIA	Farmers Insurance Exchange	Ownership	..80.000	Farmers Insurance Exchange	
		..00000	99-0083322				Hawaii Insurance Consultants, Ltd.	..HI	..NIA	Fire Insurance Exchange	Ownership	..10.000	Farmers Insurance Exchange	
		..00000	99-0083322				Hawaii Insurance Consultants, Ltd.	..HI	..NIA	Truck Insurance Exchange	Ownership	..10.000	Farmers Insurance Exchange	
..0069	Farmers Insurance Group	..21679	36-2661515				Illinois Farmers Insurance Company	..IL	..IA	Farmers Insurance Exchange	Ownership	..100.000	Farmers Insurance Exchange	
		..00000	65-0881673				Insurance Data Systems, G.P.	..FL	..NIA	Bristol West Holdings, Inc.	Ownership	..99.900	Farmers Insurance Exchange	
		..00000	65-0881673				Insurance Data Systems, G.P.	..FL	..NIA	GP, LLC	Ownership	..0.100	Farmers Insurance Exchange	
		..00000	38-2336672				Kraft Lake Insurance Agency, Inc.	..MI	..OTH	FCOA, LLC	Ownership	..100.000	Farmers Insurance Exchange	
..0069	Farmers Insurance Group	..21687	95-6016640				Mid-Century Insurance Company	..CA	..IA	Farmers Insurance Exchange	Ownership	..80.000	Farmers Insurance Exchange	
..0069	Farmers Insurance Group	..21687	95-6016640				Mid-Century Insurance Company	..CA	..IA	Fire Insurance Exchange	Ownership	..12.500	Farmers Insurance Exchange	
..0069	Farmers Insurance Group	..21687	95-6016640				Mid-Century Insurance Company	..CA	..IA	Truck Insurance Exchange	Ownership	..7.500	Farmers Insurance Exchange	
..0069	Farmers Insurance Group	..28673	74-2448744				Mid-Century Insurance Company of Texas	..TX	..IA	Farmers Insurance Exchange	Ownership	..100.000	Farmers Insurance Exchange	
..0069	Farmers Insurance Group	..10317	95-4528264				Neighborhood Spirit Property and Casualty Company	..CA	..IA	Fire Insurance Exchange	Ownership	..80.000	Fire Insurance Exchange	
..0069	Farmers Insurance Group	..10317	95-4528264				Neighborhood Spirit Property and Casualty Company	..CA	..IA	Truck Insurance Exchange	Ownership	..20.000	Fire Insurance Exchange	
..0069	Farmers Insurance Group	..33120	65-0109120				Security National Insurance Company	..FL	..IA	Bristol West Holdings, Inc.	Ownership	..75.000	Farmers Insurance Exchange	
..0069	Farmers Insurance Group	..33120	65-0109120				Security National Insurance Company	..FL	..IA	Insurance Data Systems, G.P.	Ownership	..25.000	Farmers Insurance Exchange	
..0069	Farmers Insurance Group	..21695	94-1663548				Texas Farmers Insurance Company	..TX	..IA	Farmers Insurance Exchange	Ownership	..86.280	Farmers Insurance Exchange	
..0069	Farmers Insurance Group	..21695	94-1663548				Texas Farmers Insurance Company	..TX	..IA	Mid Century Insurance Company	Ownership	..13.720	Farmers Insurance Exchange	
..0069	Farmers Insurance Group	..21709	95-2575892				Truck Insurance Exchange	..CA	..IA	See Note 7	Other			
		..00000	20-3821099				Veyond Pacific Technology Solutions, LLC	..HI	..NIA	Farmers Insurance Hawaii, Inc.	Ownership	..99.920	Farmers Insurance Exchange	
		..00000	20-3821099				Veyond Pacific Technology Solutions, LLC	..HI	..NIA	American Pacific Insurance Company, Inc.	Ownership	..0.080	Farmers Insurance Exchange	
		..00000	20-3821011				Veyond Pacific Technology, Inc.	..HI	..NIA	Veyond Pacific Technology Solutions, LLC	Ownership	..100.000	Farmers Insurance Exchange	
		..00000	04-3726591				Veyond Technology Solutions, LLC	..HI	..NIA	Farmers Insurance Hawaii, Inc.	Ownership	..92.220	Farmers Insurance Exchange	
		..00000	04-3726591				Veyond Technology Solutions, LLC	..HI	..NIA	American Pacific Insurance Company, Inc.	Ownership	..7.780	Farmers Insurance Exchange	
		..00000	04-3682284				Veyond Technology, Inc.	..HI	..NIA	Veyond Technology Solutions, LLC	Ownership	..100.000	Farmers Insurance Exchange	
		..00000	74-1593853				Western Star Insurance Services, Inc.	..TX	..NIA	FCOA, LLC	Ownership	..100.000	Farmers Insurance Exchange	

SCHEDULE Y  
PART 1A - DETAIL OF INSURANCE HOLDING COMPANY SYSTEM

1	2	3	4	5	6	7	8	9	10	11	12	13	14	15
Group Code	Group Name	NAIC Company Code	ID Number	Federal RSSD	CIK	Name of Securities Exchange if Publicly Traded (U.S. or International)	Names of Parent, Subsidiaries Or Affiliates	Domi-ciliary Loca-tion	Relation-ship to Reporting Entity	Directly Controlled by (Name of Entity/Person)	Type of Control (Ownership, Board, Management, Attorney-in-Fact, Influence, Other)	If Control is Ownership Provide Percentage	Ultimate Controlling Entity(ies)/Person(s)	*
	***The following are Zurich Insurance Group entities within NAIC Group Code 0212 and are not included in Farmers Insurance Group within NAIC Group Code 0069						***			***			***	
		00000					17-40 Direct Limited	.GBR	OTH	Endsleigh Insurance Services Limited	Ownership	100.000	Zurich Insurance Group Ltd.	12
		00000					2Plan Group Limited	.GBR	OTH	Openwork Independent Solutions Limited	Ownership	100.000	Zurich Insurance Group Ltd.	12
		00000					2Plan Limited	.GBR	OTH	Openwork Independent Solutions Limited	Ownership	100.000	Zurich Insurance Group Ltd.	12
		00000					2Plan Wealth Management Limited	.GBR	OTH	Openwork Independent Solutions Limited	Ownership	100.000	Zurich Insurance Group Ltd.	12
		00000					307-309 Atlantic Avenue Acquisition LLC	.DE	OTH	ZREC, LLC	Ownership	100.000	Zurich Insurance Group Ltd.	12
		00000	46-3762438				4622 Wilshire Blvd LLC	.CA	OTH	Farmers Group, Inc.	Ownership	100.000	Zurich Insurance Group Ltd.	11
		00000	46-3785528				4680 Wilshire Blvd LLC	.CA	OTH	Farmers Group, Inc.	Ownership	100.000	Zurich Insurance Group Ltd.	11
		00000	46-3851771				4700 Wilshire Blvd LLC	.CA	OTH	Farmers Group, Inc.	Ownership	100.000	Zurich Insurance Group Ltd.	11
		00000	46-3856319				4750 Wilshire Blvd LLC	.CA	OTH	Farmers Group, Inc.	Ownership	100.000	Zurich Insurance Group Ltd.	11
		00000					71M Holdings Limited	.GBR	OTH	Allied Zurich Holdings Limited	Ownership	74.900	Zurich Insurance Group Ltd.	12
		00000					Access Franchise Management Limited	.GBR	OTH	Zurich Assurance Ltd	Ownership	100.000	Zurich Insurance Group Ltd.	12
		00000					ACN 000 141 051 Ltd.	.AUS	OTH	Zurich Financial Services Australia Limited	Ownership	100.000	Zurich Insurance Group Ltd.	12
		00000					Activita Care Management AG	.CHE	OTH	Zurich Versicherungs-Gesellschaft AG	Ownership	30.000	Zurich Insurance Group Ltd.	12
		00000					ADAC Autoversicherung AG	.DEU	OTH	Zurich Beteiligungs-Aktiengesellschaft (Deutschland)	Ownership	51.000	Zurich Insurance Group Ltd.	12
		00000					Adjuvantz Inc.	.CAN	OTH	World Travel Protection Canada Inc.	Ownership	100.000	Zurich Insurance Group Ltd.	12
		00000					Afterland Limited	.GBR	OTH	Zurich Assurance Ltd	Ownership	100.000	Zurich Insurance Group Ltd.	12
		00000					AG Haus der Wirtschaft	.CHE	OTH	Zurich Versicherungs-Gesellschaft AG	Ownership	8.163	Zurich Insurance Group Ltd.	12
		00000					AIDE Asistencia Seguros y Reaseguros, S.A. - Sociedad Uniper	.ESP	OTH	Zurich Insurance plc, Sucursal en Espana	Ownership	100.000	Zurich Insurance Group Ltd.	12
		00000					Albert Road 1 UK Limited	.GBR	OTH	Zurich Assurance Ltd	Ownership	100.000	Zurich Insurance Group Ltd.	12
		00000					Albert Road 2 UK Limited	.GBR	OTH	Zurich Assurance Ltd	Ownership	100.000	Zurich Insurance Group Ltd.	12
		00000					Allied Dunbar Asset Management plc	.GBR	OTH	Allied Dunbar Assurance plc	Ownership	99.999	Zurich Insurance Group Ltd.	12
		00000					Allied Dunbar Asset Management plc	.GBR	OTH	Zurich Trustee Company (UK) Limited	Ownership	0.001	Zurich Insurance Group Ltd.	12
		00000					Allied Dunbar Assurance plc	.GBR	OTH	Zurich Financial Services (UKISA) Limited	Ownership	100.000	Zurich Insurance Group Ltd.	12
		00000					Allied Dunbar Financial Services Limited	.GBR	OTH	Allied Dunbar Assurance plc	Ownership	100.000	Zurich Insurance Group Ltd.	12
		00000					Allied Dunbar Healthcare Marketing Limited	.GBR	OTH	Allied Dunbar Assurance plc	Ownership	100.000	Zurich Insurance Group Ltd.	12
		00000					Allied Dunbar International Fund Managers Limited	.GBR	OTH	Allied Dunbar Assurance plc	Ownership	100.000	Zurich Insurance Group Ltd.	12
		00000					Allied Dunbar International Nominees Limited	.GBR	OTH	Allied Dunbar International Fund Managers Limited	Ownership	100.000	Zurich Insurance Group Ltd.	12
		00000					Allied Dunbar Property Services Limited	.GBR	OTH	Allied Dunbar Assurance plc	Ownership	100.000	Zurich Insurance Group Ltd.	12
		00000					Allied Dunbar Provident plc	.GBR	OTH	Allied Dunbar Assurance plc	Ownership	100.000	Zurich Insurance Group Ltd.	12
		00000					Allied Dunbar Provident plc	.GBR	OTH	Zurich Trustee Company (UK) Limited	Ownership	0.000	Zurich Insurance Group Ltd.	12
		00000					Allied Zurich Holdings Limited	.JEY	OTH	Zurich Versicherungs-Gesellschaft AG	Ownership	100.000	Zurich Insurance Group Ltd.	12
		00000					Allied Zurich Limited	.GBR	OTH	Zurich Insurance Group Ltd.	Ownership	100.000	Zurich Insurance Group Ltd.	12
0212	Zurich U.S. Insurance Pool Group	26247	36-6071400				American Guarantee and Liability Insurance Company	.NY	OTH	Zurich American Insurance Company	Ownership	100.000	Zurich Insurance Group Ltd.	12
0212	Zurich U.S. Insurance Pool Group	40142	36-3141762				American Zurich Insurance Company	.IL	OTH	Steadfast Insurance Company	Ownership	100.000	Zurich Insurance Group Ltd.	12
		00000					Anglo American Insurance Group (UK) Limited	.GBR	OTH	CMSH Limited	Ownership	100.000	Zurich Insurance Group Ltd.	12



SCHEDULE Y  
PART 1A - DETAIL OF INSURANCE HOLDING COMPANY SYSTEM

1	2	3	4	5	6	7	8	9	10	11	12	13	14	15
Group Code	Group Name	NAIC Company Code	ID Number	Federal RSSD	CIK	Name of Securities Exchange if Publicly Traded (U.S. or International)	Names of Parent, Subsidiaries Or Affiliates	Domiciliary Location	Relationship to Reporting Entity	Directly Controlled by (Name of Entity/Person)	Type of Control (Ownership, Board, Management, Attorney-in-Fact, Influence, Other)	If Control is Ownership Provide Percentage	Ultimate Controlling Entity(ies)/Person(s)	*
0212	Zurich U.S. Insurance Pool Group	00000	13-6081895				Ashdale Land and Property Company Limited	GBR	OTH	Zurich Insurance plc	Ownership	100.000	Zurich Insurance Group Ltd.	12
		00000					Associated Marine Insurers Agents Pty. Limited	AUS	OTH	Zurich Financial Services Australia Limited	Ownership	100.000	Zurich Insurance Group Ltd.	12
		19305					Assurance Company of America	NY	OTH	Maryland Casualty Company	Ownership	100.000	Zurich Insurance Group Ltd.	12
		00000					Baden-Badener Versicherung Aktiengesellschaft	DEU	OTH	Zurich Beteiligungs-Aktiengesellschaft (Deutschland)	Ownership	100.000	Zurich Insurance Group Ltd.	12
		00000					Ballykilliane Holdings Limited	JRL	OTH	Zurich Insurance plc	Ownership	100.000	Zurich Insurance Group Ltd.	12
		00000					Bansabadell Pensiones, E.G.F.P, S.A.	ESP	OTH	Zurich Vida, Compañía de Seguros y Reaseguros, S.A. – Sociad	Ownership	50.000	Zurich Insurance Group Ltd.	12
		00000					Bansabadell Seguros Generales, S.A. de Seguros y Reaseguros	ESP	OTH	Zurich Versicherungs-Gesellschaft AG	Ownership	50.000	Zurich Insurance Group Ltd.	12
		00000					Bansabadell Servicios Auxiliares De Seguros, S.L.	ESP	OTH	Bansabadell Seguros Generales, S.A. de Seguros y Reaseguros	Ownership	100.000	Zurich Insurance Group Ltd.	12
		00000					Bansabadell Vida S.A. de Seguros y Reaseguros	ESP	OTH	Zurich Vida, Compañía de Seguros y Reaseguros, S.A. – Sociad	Ownership	50.000	Zurich Insurance Group Ltd.	12
		00000					Benefit Finance Partners, L.L.C.	DE	OTH	Zurich Benefit Finance LLC	Ownership	50.000	Zurich Insurance Group Ltd.	12
		00000					BFP Securities LLC	DE	OTH	Benefit Finance Partners, L.L.C.	Ownership	100.000	Zurich Insurance Group Ltd.	12
		00000					Bizerba GmbH & Co. KG	DEU	OTH	Zurich Deutscher Herold	Ownership	10.000	Zurich Insurance Group Ltd.	12
		00000					Bloomington Office LP	DE	OTH	Lebensversicherung Aktiengesellschaft	Ownership	99.000	Zurich Insurance Group Ltd.	12
		00000					Bloomington Office MGP, LLC	DE	OTH	Zurich Structured Finance, Inc.	Ownership	99.000	Zurich Insurance Group Ltd.	12
		00000					Bloomington Office MGP, LLC	DE	OTH	Zurich Structured Finance, Inc.	Ownership	1.000	Zurich Insurance Group Ltd.	12
		00000					Bloomington Office MGP Manager, Inc	DE	OTH	Bloomington Office MGP Manager, Inc	Ownership	100.000	Zurich Insurance Group Ltd.	12
		00000					BnB Sure (Pty) Ltd.	ZAF	OTH	Zurich Insurance Company South Africa Limited	Ownership	100.000	Zurich Insurance Group Ltd.	12
		00000					Bonner Akademie Gesellschaft fur DV- und Management-Training	DEU	OTH	Zurich Beteiligungs-Aktiengesellschaft (Deutschland)	Ownership	100.000	Zurich Insurance Group Ltd.	12
		00000					Bonnfinanz Aktiengesellschaft fur Vermögensberatung und Verm	DEU	OTH	Zurich Deutscher Herold Aktiengesellschaft	Ownership	100.000	Zurich Insurance Group Ltd.	12
		00000					Bonus Pensionskassen Aktiengesellschaft	AUT	OTH	Zurich Versicherungs-Aktiengesellschaft	Ownership	87.500	Zurich Insurance Group Ltd.	12
		00000					BONUS Vorsorgekasse AG	AUT	OTH	Zurich Versicherungs-Aktiengesellschaft	Ownership	50.000	Zurich Insurance Group Ltd.	12
0212	CMSH Limited Group	00000	13-2653231				BOS Office 2 LLC	DE	OTH	ZREC, LLC	Ownership	100.000	Zurich Insurance Group Ltd.	12
		00000					Brinker Retail MGP, LLC	DE	OTH	Zurich Structured Finance, Inc.	Ownership	99.000	Zurich Insurance Group Ltd.	12
		00000					Bristlecourt Limited	GBR	OTH	Zurich Assurance Ltd	Ownership	100.000	Zurich Insurance Group Ltd.	12
		00000					Cayley Aviation Ltd.	BMJ	OTH	Zurich Insurance Company Ltd, Bermuda Branch	Ownership	100.000	Zurich Insurance Group Ltd.	12
		00000					Centre Financial Services Holdings Limited	BMJ	OTH	Centre Group Holdings Limited	Ownership	100.000	Zurich Insurance Group Ltd.	12
		00000					Centre Group Holdings (U.S.) Limited	DE	OTH	Centre Solutions (Bermuda) Limited	Ownership	100.000	Zurich Insurance Group Ltd.	12
		00000					Centre Group Holdings Limited	BMJ	OTH	CMSH Limited	Ownership	100.000	Zurich Insurance Group Ltd.	12
		34649					Centre Insurance Company	DE	OTH	Centre Solutions (U.S.) Limited	Ownership	100.000	Zurich Insurance Group Ltd.	12
		00000					Centre Kate Inc. 1	DE	OTH	Zurich Structured Finance, Inc.	Ownership	100.000	Zurich Insurance Group Ltd.	12
		00000					Centre Kate Inc. 2	DE	OTH	Zurich Structured Finance, Inc.	Ownership	100.000	Zurich Insurance Group Ltd.	12
0212	CMSH Limited Group	80896	04-1589940				Centre Life Insurance Company	MA	OTH	Centre Solutions (U.S.) Limited	Ownership	100.000	Zurich Insurance Group Ltd.	12
		00000					Centre Reinsurance (U.S.) Limited	BMJ	OTH	Centre Group Holdings (U.S.) Limited	Ownership	100.000	Zurich Insurance Group Ltd.	12
		00000					Centre Reinsurance International Company	JRL	OTH	Centre Solutions (Bermuda) Limited	Ownership	99.998	Zurich Insurance Group Ltd.	12
		00000					Centre Reinsurance International Company	JRL	OTH	Orange Stone Reinsurance	Ownership	0.002	Zurich Insurance Group Ltd.	12
		00000					Centre Solutions (Bermuda) Limited	BMJ	OTH	Centre Group Holdings Limited	Ownership	100.000	Zurich Insurance Group Ltd.	12
		00000					Centre Solutions (U.S.) Limited	BMJ	OTH	Centre Group Holdings (U.S.) Limited	Ownership	100.000	Zurich Insurance Group Ltd.	12
		00000					Centre Structured Inc. 1	DE	OTH	JFS/ZSF 1997 L.P.	Ownership	100.000	Zurich Insurance Group Ltd.	12
		00000					Centre Structured Inc. 2	DE	OTH	JFS/ZSF 1997 L.P.	Ownership	100.000	Zurich Insurance Group Ltd.	12
		00000												
		00000												

SCHEDULE Y  
PART 1A - DETAIL OF INSURANCE HOLDING COMPANY SYSTEM

1	2	3	4	5	6	7	8	9	10	11	12	13	14	15
Group Code	Group Name	NAIC Company Code	ID Number	Federal RSSD	CIK	Name of Securities Exchange if Publicly Traded (U.S. or International)	Names of Parent, Subsidiaries Or Affiliates	Domi-ciliary Loca-tion	Relation-ship to Reporting Entity	Directly Controlled by (Name of Entity/Person)	Type of Control (Ownership, Board, Management, Attorney-in-Fact, Influence, Other)	If Control is Ownership Provide Percentage	Ultimate Controlling Entity(ies)/Person(s)	*
		.00000					Centre Structured Inc. 3	.DE	.OTH	JFS/ZSF 1997 L.P.	Ownership	.100.000	Zurich Insurance Group Ltd.	.12
		.00000					Centre Structured Inc. 4	.DE	.OTH	JFS/ZSF 1997 L.P.	Ownership	.100.000	Zurich Insurance Group Ltd.	.12
		.00000					Centre Structured Inc. 5	.DE	.OTH	JFS/ZSF 1997 L.P.	Ownership	.100.000	Zurich Insurance Group Ltd.	.12
		.00000					Centre Structured Inc. 6	.DE	.OTH	JFS/ZSF 1997 L.P.	Ownership	.100.000	Zurich Insurance Group Ltd.	.12
		.00000					Centre Structured Inc. 7	.DE	.OTH	JFS/ZSF 1997 L.P.	Ownership	.100.000	Zurich Insurance Group Ltd.	.12
		.00000					Centre Structured Inc. 8	.DE	.OTH	JFS/ZSF 1997 L.P.	Ownership	.100.000	Zurich Insurance Group Ltd.	.12
		.00000					Centre Structured Inc. 9	.DE	.OTH	JFS/ZSF 1997 L.P.	Ownership	.100.000	Zurich Insurance Group Ltd.	.12
		.00000					Centre Structured Inc. 10	.DE	.OTH	JFS/ZSF 1997 L.P.	Ownership	.100.000	Zurich Insurance Group Ltd.	.12
		.00000					Centre Structured Inc. 11	.DE	.OTH	JFS/ZSF 1997 L.P.	Ownership	.100.000	Zurich Insurance Group Ltd.	.12
		.00000					Centre Structured LLC 1	.DE	.OTH	JFS/ZSF 1997 L.P.	Ownership	.100.000	Zurich Insurance Group Ltd.	.12
		.00000					Centre Structured LLC 2	.DE	.OTH	JFS/ZSF 1997 L.P.	Ownership	.100.000	Zurich Insurance Group Ltd.	.12
		.00000					Centre Structured LLC 3	.DE	.OTH	JFS/ZSF 1997 L.P.	Ownership	.100.000	Zurich Insurance Group Ltd.	.12
		.00000					Centre Structured LLC 4	.DE	.OTH	JFS/ZSF 1997 L.P.	Ownership	.100.000	Zurich Insurance Group Ltd.	.12
		.00000					Centre Structured LLC 5	.DE	.OTH	JFS/ZSF 1997 L.P.	Ownership	.100.000	Zurich Insurance Group Ltd.	.12
		.00000					Centre Structured LLC 6	.DE	.OTH	JFS/ZSF 1997 L.P.	Ownership	.100.000	Zurich Insurance Group Ltd.	.12
		.00000					Centre Structured LLC 7	.DE	.OTH	JFS/ZSF 1997 L.P.	Ownership	.100.000	Zurich Insurance Group Ltd.	.12
		.00000					Centre Structured LLC 8	.DE	.OTH	JFS/ZSF 1997 L.P.	Ownership	.100.000	Zurich Insurance Group Ltd.	.12
		.00000					Centre Structured LP 9	.DE	.OTH	JFS/ZSF 1997 L.P.	Ownership	.99.000	Zurich Insurance Group Ltd.	.12
		.00000					Centre Structured LP 9	.DE	.OTH	Centre Structured Inc. 1	Ownership	.1.000	Zurich Insurance Group Ltd.	.12
		.00000					Centre Structured LP 10	.DE	.OTH	JFS/ZSF 1997 L.P.	Ownership	.99.000	Zurich Insurance Group Ltd.	.12
		.00000					Centre Structured LP 10	.DE	.OTH	Centre Structured Inc. 11	Ownership	.1.000	Zurich Insurance Group Ltd.	.12
		.00000					Centre Structured LP 11	.DE	.OTH	JFS/ZSF 1997 L.P.	Ownership	.99.000	Zurich Insurance Group Ltd.	.12
		.00000					Centre Structured LP 11	.DE	.OTH	Centre Structured Inc. 1	Ownership	.1.000	Zurich Insurance Group Ltd.	.12
		.00000					Chilena Consolidada Seguros de Vida S.A.	.CHL	.OTH	Inversiones Suizo Chilena S.A.	Ownership	.98.977	Zurich Insurance Group Ltd.	.12
		.00000	AA-2280100		196453	Bolsa de Comercio de Santiago	Chilena Consolidada Seguros Generales S.A.	.CHL	.OTH	Chilena Consolidada Seguros de Vida S.A.	Ownership	.7.405	Zurich Insurance Group Ltd.	.12
		.00000	AA-2280100		196453	Bolsa de Comercio de Santiago	Chilena Consolidada Seguros Generales S.A.	.CHL	.OTH	Inversiones Suizo Chilena S.A.	Ownership	.82.732	Zurich Insurance Group Ltd.	.12
		.00000					Citicorp KY Office MGP, LLC	.DE	.OTH	Zurich Structured Finance, Inc.	Ownership	.99.000	Zurich Insurance Group Ltd.	.12
		.00000					Citicorp KY Office MGP, LLC	.DE	.OTH	Citicorp KY Office MGP Manager, Inc.	Ownership	.1.000	Zurich Insurance Group Ltd.	.12
		.00000					Citicorp KY Office MGP Manager, Inc.	.DE	.OTH	Zurich Structured Finance, Inc.	Ownership	.100.000	Zurich Insurance Group Ltd.	.12
		.00000					Citicorp MGP Manager, Inc.	.DE	.OTH	Zurich Structured Finance, Inc.	Ownership	.100.000	Zurich Insurance Group Ltd.	.12
		.00000					Citicorp Office MGP, LLC	.DE	.OTH	Zurich Structured Finance, Inc.	Ownership	.99.000	Zurich Insurance Group Ltd.	.12
		.00000					Citicorp Office MGP, LLC	.DE	.OTH	Citicorp MGP Manager, Inc.	Ownership	.1.000	Zurich Insurance Group Ltd.	.12
		.00000					City of London Insurance Company Limited	.GBR	.OTH	Eagle Star Insurance Company Limited	Ownership	.100.000	Zurich Insurance Group Ltd.	.12
		.00000					CMNH Limited	.BMU	.OTH	Zurich Insurance Company Ltd, Bermuda Branch	Ownership	.35.301	Zurich Insurance Group Ltd.	.12
		.00000					CMNH Limited	.BMU	.OTH	Zurich Versicherungs-Gesellschaft AG	Ownership	.64.699	Zurich Insurance Group Ltd.	.12
		.00000			0000034431	Second Marché part of Euronext Paris stock exchange since 1987	COFITEM-COFIMUR	.FRA	.OTH	Zurich Versicherungs-Gesellschaft AG	Ownership	.12.405	Zurich Insurance Group Ltd.	.12
		.00000					Collierville Center, LP	.DE	.OTH	Zurich Structured Finance, Inc.	Ownership	.99.000	Zurich Insurance Group Ltd.	.12
		.00000					Collierville MGP Manager, Inc.	.DE	.OTH	Zurich Structured Finance, Inc.	Ownership	.100.000	Zurich Insurance Group Ltd.	.12
		.00000					Collierville Office MGP, LLC	.DE	.OTH	Zurich Structured Finance, Inc.	Ownership	.99.000	Zurich Insurance Group Ltd.	.12
		.00000					Collierville Office MGP, LLC	.DE	.OTH	Collierville MGP Manager, Inc.	Ownership	.1.000	Zurich Insurance Group Ltd.	.12
.0212	Zurich U.S. Insurance Pool Group	.34347	52-1096670				Colonial American Casualty and Surety Company	.MD	.OTH	Fidelity and Deposit Company of Maryland	Ownership	.100.000	Zurich Insurance Group Ltd.	.12
		.00000					Community Trust Services Limited	.GBR	.OTH	Zurich Community Trust (UK) Limited	Ownership	.99.000	Zurich Insurance Group Ltd.	.12
		.00000					Community Trust Services Limited	.GBR	.OTH	Zurich Financial Services (UK)ISA	Ownership	.1.000	Zurich Insurance Group Ltd.	.12
		.00000					Community Trust Services Limited	.GBR	.OTH	Nominees Limited	Ownership	.1.000	Zurich Insurance Group Ltd.	.12

SCHEDULE Y  
PART 1A - DETAIL OF INSURANCE HOLDING COMPANY SYSTEM

1	2	3	4	5	6	7	8	9	10	11	12	13	14	15
Group Code	Group Name	NAIC Company Code	ID Number	Federal RSSD	CIK	Name of Securities Exchange if Publicly Traded (U.S. or International)	Names of Parent, Subsidiaries Or Affiliates	Domi-ciliary Loca-tion	Relation-ship to Reporting Entity	Directly Controlled by (Name of Entity/Person)	Type of Control (Ownership, Board, Management, Attorney-in-Fact, Influence, Other)	If Control is Ownership Provide Percentage	Ultimate Controlling Entity(ies)/Person(s)	*
		.00000					Concisa Vorsorgeberatung und Management AG	.AUT	OTH	Bonus Pensionskassen Aktiengesellschaft	Ownership	.100.000	Zurich Insurance Group Ltd.	.12
		.00000					Concourse Skelmersdale Limited	.GBR	OTH	Zurich Financial Services (UKISA) Limited	Ownership	.100.000	Zurich Insurance Group Ltd.	.12
		.00000					CP Holding Limited	.VGB	OTH	Zurich Insurance Company Ltd, Bermuda Branch	Ownership	.100.000	Zurich Insurance Group Ltd.	.12
		.00000					CREC (Birmingham), LLC	.DE	OTH	Zurich Structured Finance, Inc.	Ownership	.100.000	Zurich Insurance Group Ltd.	.12
		.00000	13-3971194				Crown Management Services Limited	.DE	OTH	CMSH Limited	Ownership	.100.000	Zurich Insurance Group Ltd.	.12
		.00000					CTH Affordable Housing Corporation	.DE	OTH	Zurich Structured Finance, Inc.	Ownership	.100.000	Zurich Insurance Group Ltd.	.12
		.00000					CTH Affordable Housing Investor, Inc.	.DE	OTH	CTH Affordable Housing Corporation	Ownership	.100.000	Zurich Insurance Group Ltd.	.12
		.00000					CTH AHP Corporation	.DE	OTH	CTH Affordable Housing Corporation	Ownership	.100.000	Zurich Insurance Group Ltd.	.12
		.00000					CTH MHP, L.L.C.	.DE	OTH	CTH Affordable Housing Investor, Inc.	Ownership	.100.000	Zurich Insurance Group Ltd.	.12
		.00000					CTH Special General Partner, Inc.	.DE	OTH	CTH Affordable Housing Corporation	Ownership	.100.000	Zurich Insurance Group Ltd.	.12
		.00000					CTH WNC, Inc.	.IL	OTH	CTH Affordable Housing Corporation	Ownership	.100.000	Zurich Insurance Group Ltd.	.12
		.00000					CTH/Landmark SLP, Inc.	.IL	OTH	CTH Affordable Housing Corporation	Ownership	.100.000	Zurich Insurance Group Ltd.	.12
		.00000					Cursud N.V.	.ANT	OTH	Zurich Versicherungs-Gesellschaft AG	Ownership	.100.000	Zurich Insurance Group Ltd.	.12
		.00000					DA Deutsche Allgemeine Versicherung Aktiengesellschaft	.DEU	OTH	Zurich Beteiligungs-Aktiengesellschaft (Deutschland)	Ownership	.100.000	Zurich Insurance Group Ltd.	.12
		.00000					Dallas Office MGP, LLC	.DE	OTH	Zurich Structured Finance, Inc.	Ownership	.99.000	Zurich Insurance Group Ltd.	.12
		.00000					Dallas Office MGP, LLC	.DE	OTH	Dallas Office MGP Manager, Inc.	Ownership	.1.000	Zurich Insurance Group Ltd.	.12
		.00000					Dallas Office MGP Manager, Inc.	.DE	OTH	Zurich Structured Finance, Inc.	Ownership	.100.000	Zurich Insurance Group Ltd.	.12
		.00000					Dallas Tower LP	.DE	OTH	Zurich Structured Finance, Inc.	Ownership	.99.000	Zurich Insurance Group Ltd.	.12
		.00000	46-4542195				DB Vita S.A.	.LUX	OTH	Deutscher Herold Aktiengesellschaft	Ownership	.25.000	Zurich Insurance Group Ltd.	.12
		.00000					DC INDUSTRIAL 1, LLC	.DE	OTH	FLREC, LLC	Ownership	.100.000	Zurich Insurance Group Ltd.	.11
		.00000					Delta Wetlands Properties	.IL	OTH	KLMLP 2, LLC	Ownership	.50.000	Zurich Insurance Group Ltd.	.12
		.00000					Delta Wetlands Properties	.IL	OTH	KLMLP 3, LLC	Ownership	.50.000	Zurich Insurance Group Ltd.	.12
		.00000					DEN Retail 1 LLC	.DE	OTH	FLREC, LLC	Ownership	.100.000	Zurich Insurance Group Ltd.	.12
		.00000					Deutsche Wohnen AG	.DEU	OTH	Zurich Deutscher Herold Lebensversicherung Aktiengeselschaf	Ownership	.5.748	Zurich Insurance Group Ltd.	.12
		.00000					Deutsche Zurich Pensiones, Entidad Gestora de Fondos de Pens	.ESP	OTH	Zurich Vida, Compania de Seguros y Reaseguros, S.A. - Socied	Ownership	.50.000	Zurich Insurance Group Ltd.	.12
		.00000					Deutscher Herold Aktiengesellschaft	.DEU	OTH	Zurich Beteiligungs-Aktiengesellschaft (Deutschland)	Ownership	.79.826	Zurich Insurance Group Ltd.	.12
		.00000					Deutscher Pensionsfonds Aktiengesellschaft	.DEU	OTH	Deutscher Herold Aktiengesellschaft	Ownership	.74.900	Zurich Insurance Group Ltd.	.12
		.00000					Deutsches Institut fur Altersvorsorge GmbH	.DEU	OTH	Deutscher Herold Aktiengesellschaft	Ownership	.22.000	Zurich Insurance Group Ltd.	.12
		.00000	06-1427246				Disability Management Services, Inc.	.CT	OTH	Centre Group Holdings (U.S.) Limited	Ownership	.40.000	Zurich Insurance Group Ltd.	.12
		.00000					Dunbar Assets Ireland	.JRL	OTH	ZCM Holdings (Bermuda) Limited	Ownership		Zurich Insurance Group Ltd.	.12
		.00000					Dunbar Assets Ireland	.JRL	OTH	ZCMC II Holdings Limited	Ownership	.99.971	Zurich Insurance Group Ltd.	.12
		.00000					Dunbar Assets plc	.GBR	OTH	Dunbar Assets Ireland	Ownership	.100.000	Zurich Insurance Group Ltd.	.12
		.00000					Dunbar Nominees Limited	.GBR	OTH	Dunbar Assets plc	Ownership	.100.000	Zurich Insurance Group Ltd.	.12
		.00000					Dunbar Sports and Social Club Limited	.GBR	OTH	Allied Dunbar Assurance plc	Ownership	.100.000	Zurich Insurance Group Ltd.	.12
		.00000					Eagle Star (Leasing) Limited	.GBR	OTH	Zurich Assurance Ltd	Ownership	.100.000	Zurich Insurance Group Ltd.	.12
		.00000					Eagle Star (Malta) Limited	.MLT	OTH	Zurich Assurance Ltd	Ownership	.100.000	Zurich Insurance Group Ltd.	.12
		.00000					Eagle Star Computer Services Limited	.GBR	OTH	Zurich Assurance Ltd	Ownership	.100.000	Zurich Insurance Group Ltd.	.12
		.00000					Eagle Star Direct (Camberley) Limited	.GBR	OTH	Zurich Insurance Company (U.K.) Limited	Ownership	.100.000	Zurich Insurance Group Ltd.	.12
		.00000					Eagle Star Direct Services Limited	.GBR	OTH	Zurich UK General Services Limited	Ownership	.100.000	Zurich Insurance Group Ltd.	.12
		.00000					Eagle Star Estates Limited	.GBR	OTH	Zurich Assurance Ltd	Ownership	.100.000	Zurich Insurance Group Ltd.	.12
		.00000					Eagle Star European Life Assurance Company Limited	.JRL	OTH	Zurich Life Assurance plc	Ownership	.100.000	Zurich Insurance Group Ltd.	.12

**SCHEDULE Y**  
**PART 1A - DETAIL OF INSURANCE HOLDING COMPANY SYSTEM**

1	2	3	4	5	6	7	8	9	10	11	12	13	14	15
Group Code	Group Name	NAIC Company Code	ID Number	Federal RSSD	CIK	Name of Securities Exchange if Publicly Traded (U.S. or International)	Names of Parent, Subsidiaries Or Affiliates	Domi-ciliary Loca-tion	Relation-ship to Reporting Entity	Directly Controlled by (Name of Entity/Person)	Type of Control (Ownership, Board, Management, Attorney-in-Fact, Influence, Other)	If Control is Ownership Provide Percentage	Ultimate Controlling Entity(ies)/Person(s)	*
		.00000					Eagle Star Executives Pension Trustee Limited	.GBR	OTH	Zurich Financial Services (UKISA) Limited	Ownership	.100.000	Zurich Insurance Group Ltd.	12
		.00000					Eagle Star Farms Limited	.GBR	OTH	Zurich Assurance Ltd	Ownership	.100.000	Zurich Insurance Group Ltd.	12
		.00000					Eagle Star Forests Limited	.GBR	OTH	Zurich Assurance Ltd	Ownership	.100.000	Zurich Insurance Group Ltd.	12
		.00000					Eagle Star Group Holdings Limited	.GBR	OTH	Eagle Star Holdings Limited	Ownership	.100.000	Zurich Insurance Group Ltd.	12
		.00000					Eagle Star Group Services Limited	.GBR	OTH	Eagle Star Holdings Limited	Ownership	.100.000	Zurich Insurance Group Ltd.	12
		.00000					Eagle Star Holding Company of Ireland	.JRL	OTH	Eagle Star Group Holdings Limited	Ownership	.0.000	Zurich Insurance Group Ltd.	12
		.00000					Eagle Star Holding Company of Ireland	.JRL	OTH	Zurich Assurance Ltd	Ownership	.100.000	Zurich Insurance Group Ltd.	12
		.00000					Eagle Star Holdings Limited	.GBR	OTH	Zurich Financial Services (UKISA) Limited	Ownership	.100.000	Zurich Insurance Group Ltd.	12
		.00000					Eagle Star Insurance Company Limited	.GBR	OTH	Zurich Insurance plc	Ownership	.100.000	Zurich Insurance Group Ltd.	12
		.00000					Eagle Star Loans Limited	.GBR	OTH	Zurich Assurance Ltd	Ownership	.100.000	Zurich Insurance Group Ltd.	12
		.00000					Eagle Star Mortgages Limited	.GBR	OTH	Zurich Assurance Ltd	Ownership	.100.000	Zurich Insurance Group Ltd.	12
		.00000					Eagle Star Securities Limited	.GBR	OTH	Zurich Insurance plc	Ownership	.100.000	Zurich Insurance Group Ltd.	12
.0212	Zurich U.S. Insurance Pool Group	.00000					Edilspettacolo SRL	.ITA	OTH	Rappresentanza Generale per l	Ownership	.35.712	Zurich Insurance Group Ltd.	12
.0212	Zurich U.S. Insurance Pool Group	.21326	47-6022701				Empire Fire and Marine Insurance Company	.NE	OTH	Zurich American Insurance Company	Ownership	.100.000	Zurich Insurance Group Ltd.	12
		.21334	73-6091717				Empire Indemnity Insurance Company	.OK	OTH	Zurich American Insurance Company	Ownership	.100.000	Zurich Insurance Group Ltd.	12
		.00000					Employee Services Limited	.GBR	OTH	Allied Dunbar Financial Services Limited	Ownership	.100.000	Zurich Insurance Group Ltd.	12
		.00000					Endsleigh Communications Limited	.GBR	OTH	Endsleigh Insurance Services Limited	Ownership	.100.000	Zurich Insurance Group Ltd.	12
		.00000					Endsleigh Developments Limited	.GBR	OTH	Endsleigh Insurance Services Limited	Ownership	.100.000	Zurich Insurance Group Ltd.	12
		.00000					Endsleigh General Trading Limited	.GBR	OTH	Endsleigh Insurance Services Limited	Ownership	.100.000	Zurich Insurance Group Ltd.	12
		.00000					Endsleigh Independent Financial Services Limited	.GBR	OTH	Endsleigh Insurance Services Limited	Ownership	.100.000	Zurich Insurance Group Ltd.	12
		.00000					Endsleigh Insurance Services Limited	.GBR	OTH	Endsleigh Limited	Ownership	.100.000	Zurich Insurance Group Ltd.	12
		.00000					Endsleigh Insurances (Brokers) Limited	.GBR	OTH	Endsleigh Insurance Services Limited	Ownership	.100.000	Zurich Insurance Group Ltd.	12
		.00000					Endsleigh Law Limited	.GBR	OTH	Endsleigh Insurance Services Limited	Ownership	.100.000	Zurich Insurance Group Ltd.	12
		.00000					Endsleigh Leasing Limited	.GBR	OTH	Endsleigh Insurance Services Limited	Ownership	.100.000	Zurich Insurance Group Ltd.	12
		.00000					Endsleigh Life & Pensions Limited	.GBR	OTH	Endsleigh Insurance Services Limited	Ownership	.100.000	Zurich Insurance Group Ltd.	12
		.00000					Endsleigh Limited	.GBR	OTH	Zurich Holdings (UK) Limited	Ownership	.100.000	Zurich Insurance Group Ltd.	12
		.00000					Endsleigh Pension Trustee Limited	.GBR	OTH	Endsleigh Insurance Services Limited	Ownership	.100.000	Zurich Insurance Group Ltd.	12
		.00000					Endsleigh Promotions Limited	.GBR	OTH	Endsleigh Insurance Services Limited	Ownership	.100.000	Zurich Insurance Group Ltd.	12
		.00000					Endsleigh Shopfitting Limited	.GBR	OTH	Endsleigh Insurance Services Limited	Ownership	.100.000	Zurich Insurance Group Ltd.	12
		.00000					Endsleigh Trustee Services Limited	.GBR	OTH	Endsleigh Insurance Services Limited	Ownership	.100.000	Zurich Insurance Group Ltd.	12
		.00000					ES (Leeds) Nominee Limited	.GBR	OTH	Zurich Assurance Ltd	Ownership	.100.000	Zurich Insurance Group Ltd.	12
		.00000					ES (Walsall) Nominee Limited	.GBR	OTH	Zurich Assurance Ltd	Ownership	.100.000	Zurich Insurance Group Ltd.	12
		.00000					ES Camberley Nominee 1 Limited	.GBR	OTH	Zurich Assurance Ltd	Ownership	.100.000	Zurich Insurance Group Ltd.	12
		.00000					ES Camberley Nominee 2 Limited	.GBR	OTH	Zurich Assurance Ltd	Ownership	.100.000	Zurich Insurance Group Ltd.	12
		.00000					ES Cannock Nominee 1 Limited	.GBR	OTH	Zurich Assurance Ltd	Ownership	.100.000	Zurich Insurance Group Ltd.	12
		.00000					ES Cannock Nominee 2 Limited	.GBR	OTH	Zurich Assurance Ltd	Ownership	.100.000	Zurich Insurance Group Ltd.	12
		.00000					ES Coventry Nominee 1 Limited	.GBR	OTH	Zurich Assurance Ltd	Ownership	.100.000	Zurich Insurance Group Ltd.	12
		.00000					ES Coventry Nominee 2 Limited	.GBR	OTH	Zurich Assurance Ltd	Ownership	.100.000	Zurich Insurance Group Ltd.	12
		.00000					ES Dudley Nominee 1 Limited	.GBR	OTH	Zurich Assurance Ltd	Ownership	.100.000	Zurich Insurance Group Ltd.	12
		.00000					ES Dudley Nominee 2 Limited	.GBR	OTH	Zurich Assurance Ltd	Ownership	.100.000	Zurich Insurance Group Ltd.	12
		.00000					ES Hoddesdon Nominee 1 Limited	.GBR	OTH	Zurich Assurance Ltd	Ownership	.100.000	Zurich Insurance Group Ltd.	12
		.00000					ES Hoddesdon Nominee 2 Limited	.GBR	OTH	Zurich Assurance Ltd	Ownership	.100.000	Zurich Insurance Group Ltd.	12
		.00000					ES Plympton Nominee 1 Limited	.GBR	OTH	Zurich Assurance Ltd	Ownership	.100.000	Zurich Insurance Group Ltd.	12
		.00000					ES Plympton Nominee 2 Limited	.GBR	OTH	Zurich Assurance Ltd	Ownership	.100.000	Zurich Insurance Group Ltd.	12
		.00000					ES Ramsgate Nominee 1 Limited	.GBR	OTH	Zurich Assurance Ltd	Ownership	.100.000	Zurich Insurance Group Ltd.	12
		.00000					ES Ramsgate Nominee 2 Limited	.GBR	OTH	Zurich Assurance Ltd	Ownership	.100.000	Zurich Insurance Group Ltd.	12

**SCHEDULE Y**  
**PART 1A - DETAIL OF INSURANCE HOLDING COMPANY SYSTEM**

1	2	3	4	5	6	7	8	9	10	11	12	13	14	15
Group Code	Group Name	NAIC Company Code	ID Number	Federal RSSD	CIK	Name of Securities Exchange if Publicly Traded (U.S. or International)	Names of Parent, Subsidiaries Or Affiliates	Domi-ciliary Location	Relation-ship to Reporting Entity	Directly Controlled by (Name of Entity/Person)	Type of Control (Ownership, Board, Management, Attorney-in-Fact, Influence, Other)	If Control is Ownership Provide Percentage	Ultimate Controlling Entity(ies)/Person(s)	*
		.....00000					ESI Financing Limited .....	..GBR	..OTH	Eagle Star Insurance Company Limited .....	Ownership.....	..0.000	Zurich Insurance Group Ltd. ....	.....12
		.....00000					ESI Financing Limited .....	..GBR	..OTH	Zurich Versicherungs-Gesellschaft AG .....	Ownership.....	..100.000	Zurich Insurance Group Ltd. ....	.....12
		.....00000					Euclid KY Annex, LP .....	..DE	..OTH	Zurich Structured Finance, Inc. ....	Ownership.....	..99.000	Zurich Insurance Group Ltd. ....	.....12
		.....00000					Euclid Office LP .....	..DE	..OTH	Zurich Structured Finance, Inc. ....	Ownership.....	..99.000	Zurich Insurance Group Ltd. ....	.....12
		.....00000					Euclid Warehouses LP .....	..DE	..OTH	Zurich Structured Finance, Inc. ....	Ownership.....	..99.000	Zurich Insurance Group Ltd. ....	.....12
		.....00000					Extremus Versicherung-Aktiengesellschaft .....	..DEU	..OTH	Zurich Insurance plc Niederlassung fur Deutschland .....	Ownership.....	..5.000	Zurich Insurance Group Ltd. ....	.....12
		.....00000	45-3561769				Farmers Family Fund .....	..CA	..OTH	Farmers Group, Inc. ....	Ownership.....	..100.000	Zurich Insurance Group Ltd. ....	.....11
		.....00000	95-0725935				Farmers Group, Inc. ....	..NV	..OTH	Zurich Versicherungs-Gesellschaft AG .....	Ownership.....	..88.000	Zurich Insurance Group Ltd. ....	.....11
		.....00000	95-0725935				Farmers Group, Inc. ....	..NV	..OTH	Zurich Insurance Group Ltd. ....	Ownership.....	..12.000	Zurich Insurance Group Ltd. ....	.....11
							Farmers Life Insurance Company of New York .....			Farmers New World Life Insurance Company .....				
..0212	Zurich Ins Group .....		46-4261000					..NY	..OTH		Ownership.....	..100.000	Zurich Insurance Group Ltd. ....	.....11
..0212	Zurich Ins Group .....	..63177	91-0335750				Farmers New World Life Insurance Company .....	..WA	..OTH	Farmers Group, Inc. ....	Ownership.....	..100.000	Zurich Insurance Group Ltd. ....	.....11
..0212	Zurich Ins Group .....	..10873	95-4650862				Farmers Reinsurance Company .....	..CA	..OTH	Farmers Group, Inc. ....	Ownership.....	..100.000	Zurich Insurance Group Ltd. ....	.....11
		.....00000					Farmers Services Corporation .....	..NV	..OTH	Farmers Group, Inc. ....	Ownership.....	..100.000	Zurich Insurance Group Ltd. ....	.....11
		.....00000	35-2281892				Farmers Services, LLC .....	..DE	..OTH	ZFUS Services, LLC .....	Ownership.....	..100.000	Zurich Insurance Group Ltd. ....	.....2
		.....00000					Farmers Underwriters Association .....	..CA	..OTH	Farmers Group, Inc. ....	Ownership.....	..100.000	Zurich Insurance Group Ltd. ....	.....11
		.....00000					Farmers Value Added, Inc. ....	..CA	..OTH	Farmers Group, Inc. ....	Ownership.....	..100.000	Zurich Insurance Group Ltd. ....	.....11
..0212	Zurich U.S. Insurance Pool Group .....	..39306	13-3046577				Fidelity and Deposit Company of Maryland .....	..MD	..OTH	Zurich American Insurance Company .....	Ownership.....	..100.000	Zurich Insurance Group Ltd. ....	.....12
		.....00000					FIG Holding Company .....	..CA	..OTH	Farmers Group, Inc. ....	Ownership.....	..100.000	Zurich Insurance Group Ltd. ....	.....11
		.....00000					FIG Leasing Co., Inc. ....	..CA	..OTH	Farmers Group, Inc. ....	Ownership.....	..100.000	Zurich Insurance Group Ltd. ....	.....11
		.....00000					Figure Out Limited .....	..GBR	..OTH	Openwork Independent Solutions Limited .....	Ownership.....	..100.000	Zurich Insurance Group Ltd. ....	.....12
		.....00000	95-2670247				Fire Underwriters Association .....	..CA	..OTH	Farmers Group, Inc. ....	Ownership.....	..100.000	Zurich Insurance Group Ltd. ....	.....11
			45-3997487				FLREC, LLC .....	..DE	..OTH	Farmers New World Life Insurance Company .....	Ownership.....	..100.000	Zurich Insurance Group Ltd. ....	.....11
		.....00000					Futuro de Bolivia S.A. Administradora de Fondos de Pensiones .....	..BOL	..OTH	Zurich Boliviana Seguros Personales S.A. ....	Ownership.....	..8.422	Zurich Insurance Group Ltd. ....	.....12
		.....00000					Futuro de Bolivia S.A. Administradora de Fondos de Pensiones .....	..BOL	..OTH	Zurich South America Invest AB .....	Ownership.....	..71.578	Zurich Insurance Group Ltd. ....	.....12
		.....00000					General Surety & Guarantee Co Limited .....	..GBR	..OTH	Zurich Insurance Company (U.K.) Limited .....	Ownership.....	..100.000	Zurich Insurance Group Ltd. ....	.....12
		.....00000					Genevoise, Compagnie Immobiliere SA .....	..CHE	..OTH	Zurich Lebensversicherungs-Gesellschaft AG .....	Ownership.....	..100.000	Zurich Insurance Group Ltd. ....	.....12
		.....00000					Groewood Engineering Limited .....	..GBR	..OTH	Zurich Assurance Ltd .....	Ownership.....	..100.000	Zurich Insurance Group Ltd. ....	.....12
		.....00000					Groewood Property Holdings Limited .....	..GBR	..OTH	Eagle Star Holdings Limited .....	Ownership.....	..100.000	Zurich Insurance Group Ltd. ....	.....12
		.....00000					Hawkcentral Limited .....	..GBR	..OTH	Zurich Assurance Ltd .....	Ownership.....	..100.000	Zurich Insurance Group Ltd. ....	.....12
		.....00000					Home & Overseas Insurance Company Limited .....	..GBR	..OTH	Eagle Star Insurance Company Limited .....	Ownership.....	..100.000	Zurich Insurance Group Ltd. ....	.....12
		.....00000					HOU IND 1, LLC .....	..DE	..OTH	ZREC, LLC .....	Ownership.....	..100.000	Zurich Insurance Group Ltd. ....	.....12
		.....00000					HOU IND 2, LLC .....	..DE	..OTH	ZREC, LLC .....	Ownership.....	..100.000	Zurich Insurance Group Ltd. ....	.....12
		.....00000					Independence Center Realty L.P. ....	..DE	..OTH	Philadelphia Investor, LLC .....	Ownership.....	..89.000	Zurich Insurance Group Ltd. ....	.....12
		.....00000					INTEGRA Versicherungsdienst GmbH .....	..AUT	..OTH	Zurich Versicherungs-Aktiengesellschaft .....	Ownership.....	..100.000	Zurich Insurance Group Ltd. ....	.....12
		.....00000					Inversiones Suizo Chilena S.A. ....	..CHL	..OTH	Inversiones Suizo-Argentina S.A. ....	Ownership.....	..0.000	Zurich Insurance Group Ltd. ....	.....12
		.....00000					Inversiones Suizo Chilena S.A. ....	..CHL	..OTH	Zurich Versicherungs-Gesellschaft AG .....	Ownership.....	..100.000	Zurich Insurance Group Ltd. ....	.....12
		.....00000								Zurich Lebensversicherungs-Gesellschaft AG .....				
		.....00000					Inversiones Suizo-Argentina S.A. ....	..ARG	..OTH		Ownership.....	..5.004	Zurich Insurance Group Ltd. ....	.....12
		.....00000					Inversiones Suizo-Argentina S.A. ....	..ARG	..OTH	Zurich Versicherungs-Gesellschaft AG .....	Ownership.....	..94.996	Zurich Insurance Group Ltd. ....	.....12
		.....00000					Inversiones ZS America Dos Limitada .....	..CHL	..OTH	Inversiones ZS America SpA .....	Ownership.....	..100.000	Zurich Insurance Group Ltd. ....	.....12
		.....00000								Zurich Santander Insurance America, S.L. ....				
		.....00000					Inversiones ZS America SpA .....	..CHL	..OTH		Ownership.....	..100.000	Zurich Insurance Group Ltd. ....	.....12
		.....00000								Zurich Santander Insurance America, S.L. ....				
		.....00000					Inversiones ZS America Tres SpA .....	..CHL	..OTH		Ownership.....	..100.000	Zurich Insurance Group Ltd. ....	.....12

SCHEDULE Y  
PART 1A - DETAIL OF INSURANCE HOLDING COMPANY SYSTEM

1	2	3	4	5	6	7	8	9	10	11	12	13	14	15
Group Code	Group Name	NAIC Company Code	ID Number	Federal RSSD	CIK	Name of Securities Exchange if Publicly Traded (U.S. or International)	Names of Parent, Subsidiaries Or Affiliates	Domi-ciliary Loca-tion	Rela-tion-ship to Reporting Entity	Directly Controlled by (Name of Entity/Person)	Type of Control (Ownership, Board, Management, Attorney-in-Fact, Influence, Other)	If Control is Ownership Provide Percen-tage	Ultimate Controlling Entity(ies)/Person(s)	*
		..00000					Inversora Alpina Financiadora de Primas, C.A.	.VEN	OTH	Zurich Seguros, S.A.	Ownership	..100.000	Zurich Insurance Group Ltd.	..12
		..00000					Ipsley Street 1 UK Limited	.GBR	OTH	Zurich Assurance Ltd	Ownership	..100.000	Zurich Insurance Group Ltd.	..12
		..00000					Ipsley Street 2 UK Limited	.GBR	OTH	Zurich Assurance Ltd	Ownership	..100.000	Zurich Insurance Group Ltd.	..12
		..00000					Irish National Insurance Company p.l.c.	.JRL	OTH	Zurich Insurance plc	Ownership	..100.000	Zurich Insurance Group Ltd.	..12
		..00000					Isis S.A.	.ARG	OTH	Inversiones Suizo-Argentina S.A.	Ownership	..60.501	Zurich Insurance Group Ltd.	..12
		..00000					Isis S.A.	.ARG	OTH	Zurich Versicherungs-Gesellschaft AG	Ownership	..39.499	Zurich Insurance Group Ltd.	..12
		..00000					Jewell Insurance Agency Ltd	.GBR	OTH	Woodstock Insurance Brokers Limited	Ownership	..100.000	Zurich Insurance Group Ltd.	..12
		..00000					JFS/ZSF 1997 L.P.	.DE	OTH	Zurich Structured Finance, Inc.	Ownership	..99.000	Zurich Insurance Group Ltd.	..12
		..00000					JFS/ZSF 1998, L.P.	.DE	OTH	Zurich Structured Finance, Inc.	Ownership	..99.000	Zurich Insurance Group Ltd.	..12
		..00000					Kansas City Office LP	.DE	OTH	Zurich Structured Finance, Inc.	Ownership	..99.000	Zurich Insurance Group Ltd.	..12
		..00000					Kansas Office MGP, LLC	.DE	OTH	Zurich Structured Finance, Inc.	Ownership	..99.000	Zurich Insurance Group Ltd.	..12
		..00000					Kansas Office MGP, LLC	.DE	OTH	Kansas Office MGP Manager, Inc.	Ownership	..1.000	Zurich Insurance Group Ltd.	..12
		..00000					Kansas Office MGP Manager, Inc.	.DE	OTH	Zurich Structured Finance, Inc.	Ownership	..100.000	Zurich Insurance Group Ltd.	..12
		..00000					Kennet Road 1 UK Limited	.GBR	OTH	Zurich Assurance Ltd	Ownership	..100.000	Zurich Insurance Group Ltd.	..12
		..00000					Kennet Road 2 UK Limited	.GBR	OTH	Zurich Assurance Ltd	Ownership	..100.000	Zurich Insurance Group Ltd.	..12
		..00000					KLMLP 2, LLC	.DE	OTH	KLMLP, L.P.	Ownership	..100.000	Zurich Insurance Group Ltd.	..12
		..00000					KLMLP 3, LLC	.DE	OTH	KLMLP 2, LLC	Ownership	..100.000	Zurich Insurance Group Ltd.	..12
		..00000					KLMLP, L.P.	.DE	OTH	Zurich American Corporation	Ownership	..75.000	Zurich Insurance Group Ltd.	..12
		..00000					LA Office 1, LLC	.DE	OTH	ZREC, LLC	Ownership	..100.000	Zurich Insurance Group Ltd.	..12
		..00000					LA Retail 1 LLC	.DE	OTH	ZREC, LLC	Ownership	..100.000	Zurich Insurance Group Ltd.	..12
		..00000					Logobrook Limited	.GBR	OTH	Zurich Assurance Ltd	Ownership	..100.000	Zurich Insurance Group Ltd.	..12
		..00000					Manon Vision Co., Ltd.	.THA	OTH	Centre Group Holdings Limited	Ownership	..0.001	Zurich Insurance Group Ltd.	..12
		..00000					Manon Vision Co., Ltd.	.THA	OTH	CMSH Limited	Ownership	..0.001	Zurich Insurance Group Ltd.	..12
		..00000					Manon Vision Co., Ltd.	.THA	OTH	Zurich Versicherungs-Gesellschaft AG	Ownership	..99.999	Zurich Insurance Group Ltd.	..12
..0212	Zurich U.S. Insurance Pool Group	..19356	52-0403120				Maryland Casualty Company	.MD	OTH	Zurich American Insurance Company	Ownership	..100.000	Zurich Insurance Group Ltd.	..12
		..00000					Maunaulua Associates, Inc.	.HI	OTH	Zurich American Corporation	Ownership	..100.000	Zurich Insurance Group Ltd.	..12
		..00000								Zurich Insurance Company South Africa Limited	Ownership	..15.000	Zurich Insurance Group Ltd.	..12
		..00000					Mauritian Eagle Insurance Company Limited	.MUS	OTH		Ownership	..8.852	Zurich Insurance Group Ltd.	..12
		..00000					Medidata AG	.CHE	OTH	Zurich Versicherungs-Gesellschaft AG	Ownership			..12
		..00000					Mediterraneo Seguros Diversos, Compania de Seguros y Reasegu	.ESP	OTH	Bansabadell Seguros Generales, S.A. de Seguros y Reaseguros	Ownership	..100.000	Zurich Insurance Group Ltd.	..12
		..00000					Mentionland Limited	.GBR	OTH	Zurich Assurance Ltd	Ownership	..100.000	Zurich Insurance Group Ltd.	..12
		..00000					Meritclass Investments Limited	.GBR	OTH	Zurich Assurance Ltd	Ownership	..100.000	Zurich Insurance Group Ltd.	..12
		..00000					MI Administrators, LLC	.DE	OTH	FIG Leasing Co., Inc.	Ownership	..100.000	Zurich Insurance Group Ltd.	..11
		..00000					Minas Brasil Promotora de Servicos S/A	.BRA	OTH	Zurich Minas Brasil Seguros S.A.	Ownership	..100.000	Zurich Insurance Group Ltd.	..12
		..00000					MSHQ, LLC	.DE	OTH	JFS/ZSF 1998, L.P.	Ownership	..100.000	Zurich Insurance Group Ltd.	..12
		..00000					Navigators and General Insurance Company Limited	.GBR	OTH	Zurich Insurance plc	Ownership	..100.000	Zurich Insurance Group Ltd.	..12
		..00000					Nearheath Limited	.GBR	OTH	Zurich Assurance Ltd	Ownership	..100.000	Zurich Insurance Group Ltd.	..12
		..00000					NK Zurich Risk Service Co., Ltd.	.JPN	OTH	Zurich Insurance Company Limited	Ownership	..10.000	Zurich Insurance Group Ltd.	..12
..0212	Zurich U.S. Insurance Pool Group	..19372	13-5283360				Northern Insurance Company of New York	.NY	OTH	Maryland Casualty Company	Ownership	..100.000	Zurich Insurance Group Ltd.	..12
		..00000					Oldco B Member Holdings, LLC	.DE	OTH	Centre Group Holdings (U.S.) Limited	Ownership	..100.000	Zurich Insurance Group Ltd.	..12
		..00000					Omnis Investments Limited	.GBR	OTH	Openwork Holdings Limited	Ownership	..90.000	Zurich Insurance Group Ltd.	..12
		..00000					Openwork Access Limited	.GBR	OTH	Openwork Holdings Limited	Ownership	..100.000	Zurich Insurance Group Ltd.	..12
		..00000					Openwork Holdings Limited	.GBR	OTH	Allied Zurich Holdings Limited	Ownership	..99.993	Zurich Insurance Group Ltd.	..12
		..00000					Openwork Independent Solutions Limited	.GBR	OTH	Openwork Holdings Limited	Ownership	..100.000	Zurich Insurance Group Ltd.	..12
		..00000					Openwork Limited	.GBR	OTH	Openwork Holdings Limited	Ownership	..100.000	Zurich Insurance Group Ltd.	..12
		..00000					Openwork Market Solutions Limited	.GBR	OTH	Openwork Holdings Limited	Ownership	..100.000	Zurich Insurance Group Ltd.	..12
		..00000					Openwork Services Limited	.GBR	OTH	Openwork Holdings Limited	Ownership	..100.000	Zurich Insurance Group Ltd.	..12
		..00000	98-0172213				Orange Stone Reinsurance	.JRL	OTH	Crown Management Services Limited	Ownership	..100.000	Zurich Insurance Group Ltd.	..12

SCHEDULE Y

PART 1A - DETAIL OF INSURANCE HOLDING COMPANY SYSTEM

1	2	3	4	5	6	7	8	9	10	11	12	13	14	15
Group Code	Group Name	NAIC Company Code	ID Number	Federal RSSD	CIK	Name of Securities Exchange if Publicly Traded (U.S. or International)	Names of Parent, Subsidiaries Or Affiliates	Domi-ciliary Loca-tion	Relation-ship to Reporting Entity	Directly Controlled by (Name of Entity/Person)	Type of Control (Ownership, Board, Management, Attorney-in-Fact, Influence, Other)	If Control is Ownership Provide Percentage	Ultimate Controlling Entity(ies)/Person(s)	*
		.00000					Orion Rechtsschutz-Versicherung AG .....	.CHE	OTH.....	Zurich Versicherungs-Gesellschaft AG .....	Ownership.....	.78.000	Zurich Insurance Group Ltd. ....	12
		.00000					Parcelgate Limited .....	.GBR	OTH.....	Zurich Assurance Ltd .....	Ownership.....	.100.000	Zurich Insurance Group Ltd. ....	12
		.00000					Perils AG .....	.CHE	OTH.....	Zurich Versicherungs-Gesellschaft AG .....	Ownership.....	.11.111	Zurich Insurance Group Ltd. ....	12
		.00000					POR Apt 1, LLC .....	.DE	OTH.....	ZREC, LLC .....	Ownership.....	.100.000	Zurich Insurance Group Ltd. ....	12
		.00000					Prematic Service Corporation (California) .....	.CA	OTH.....	Farmers Group, Inc. ....	Ownership.....	.100.000	Zurich Insurance Group Ltd. ....	11
		.00000					Prematic Service Corporation (Nevada) .....	.NV	OTH.....	Prematic Service Corporation (California) .....	Ownership.....	.100.000	Zurich Insurance Group Ltd. ....	11
		.00000					Zurich Deutscher Herold .....							
		.00000					Lebensversicherung Aktiengeselschaf .....	.DEU	OTH.....	Zurich Versicherung Aktiengesellschaft .....	Ownership.....	.5.158	Zurich Insurance Group Ltd. ....	12
		.00000	AA-5360007				PT Zurich Insurance Indonesia .....	.IDN	OTH.....	Zurich Asia Holdings Ltd. ....	Ownership.....	.4.312	Zurich Insurance Group Ltd. ....	12
		.00000	AA-5360007				PT Zurich Insurance Indonesia .....	.IDN	OTH.....	Zurich Versicherungs-Gesellschaft AG .....	Ownership.....	.91.516	Zurich Insurance Group Ltd. ....	12
		.00000					PT Zurich Topas Life .....	.IDN	OTH.....	Zurich Versicherungs-Gesellschaft AG .....	Ownership.....	.80.000	Zurich Insurance Group Ltd. ....	12
		.00000					Raleigh/Durham Offices, L.P. ....	.DE	OTH.....	Zurich Structured Finance, Inc. ....	Ownership.....	.99.000	Zurich Insurance Group Ltd. ....	12
		.00000					Real Garant Espana S.L. ....	.ESP	OTH.....	Real Garant GmbH Garantiesysteme .....	Ownership.....	.100.000	Zurich Insurance Group Ltd. ....	12
		.00000					Real Garant GmbH Garantiesysteme .....	.DEU	OTH.....	Real Garant Versicherung Aktiengesellschaft .....	Ownership.....	.100.000	Zurich Insurance Group Ltd. ....	12
		.00000					Real Garant Versicherung Aktiengesellschaft .....	.DEU	OTH.....	Zurich Beteiligungs-Aktiengesellschaft (Deutschland) .....	Ownership.....	.100.000	Zurich Insurance Group Ltd. ....	12
		.00000					Research Triangle MGP Manager, Inc. ....	.DE	OTH.....	Zurich Structured Finance, Inc. ....	Ownership.....	.100.000	Zurich Insurance Group Ltd. ....	12
		.00000					Research Triangle Office MGP, LLC .....	.DE	OTH.....	Zurich Structured Finance, Inc. ....	Ownership.....	.99.000	Zurich Insurance Group Ltd. ....	12
		.00000					Research Triangle Office MGP, LLC .....	.DE	OTH.....	Research Triangle MGP Manager, Inc. ....	Ownership.....	.1.000	Zurich Insurance Group Ltd. ....	12
		.00000					Riverside One Limited .....	.GBR	OTH.....	7IM Holdings Limited .....	Ownership.....	.100.000	Zurich Insurance Group Ltd. ....	12
		.00000					SA Fire House Limited .....	.ZAF	OTH.....	Zurich Versicherungs-Gesellschaft AG .....	Ownership.....	.100.000	Zurich Insurance Group Ltd. ....	12
		.00000					Sackville Street Limited .....	.GBR	OTH.....	Zurich Financial Services (UKISA) Limited .....	Ownership.....	.100.000	Zurich Insurance Group Ltd. ....	12
		.00000					Sacramento Office MGP, LLC .....	.DE	OTH.....	Zurich Structured Finance, Inc. ....	Ownership.....	.99.000	Zurich Insurance Group Ltd. ....	12
		.00000					Santander Rio Seguros S.A. ....	.ARG	OTH.....	Inversiones ZS America SpA .....	Ownership.....	.4.000	Zurich Insurance Group Ltd. ....	12
		.00000					Santander Rio Seguros S.A. ....	.ARG	OTH.....	Zurich Santander Insurance America, S.L. ....	Ownership.....	.96.000	Zurich Insurance Group Ltd. ....	12
		.00000					Santander Rio Seguros S.A. ....	.ARG	OTH.....	Zurich Santander Insurance America, S.L. ....	Ownership.....	.96.000	Zurich Insurance Group Ltd. ....	12
		.00000					Santander Seguros Sociedad Anónima .....	.URY	OTH.....	Zurich Santander Insurance America, S.L. ....	Ownership.....	.100.000	Zurich Insurance Group Ltd. ....	12
		.00000					SARL Marofinac .....	.MAR	OTH.....	Zurich Versicherungs-Gesellschaft AG .....	Ownership.....	.100.000	Zurich Insurance Group Ltd. ....	12
		.00000					Saudi National Insurance Company .....	.BHR	OTH.....	Zurich Insurance Services (Middle East) EC .....	Ownership.....	.5.000	Zurich Insurance Group Ltd. ....	12
		.00000					Sceptre Trust Limited .....	.BHS	OTH.....	Eagle Star Holdings Limited .....	Ownership.....	.0.000	Zurich Insurance Group Ltd. ....	12
		.00000					Sceptre Trust Limited .....	.BHS	OTH.....	Eagle Star Insurance Company Limited .....	Ownership.....	.100.000	Zurich Insurance Group Ltd. ....	12
		.00000					SEA APARTMENT 1, LLC .....	.DE	OTH.....	ZREC, LLC .....	Ownership.....	.100.000	Zurich Insurance Group Ltd. ....	12
		.00000					SEA APARTMENT 2, LLC .....	.DE	OTH.....	ZREC, LLC .....	Ownership.....	.100.000	Zurich Insurance Group Ltd. ....	12
		.00000					Seabrook Warehouse LP .....	.DE	OTH.....	Zurich Structured Finance, Inc. ....	Ownership.....	.99.000	Zurich Insurance Group Ltd. ....	12
		.00000					Seabrook Warehouse MGP, LLC .....	.DE	OTH.....	Zurich Structured Finance, Inc. ....	Ownership.....	.99.000	Zurich Insurance Group Ltd. ....	12
		.00000					Seabrook Warehouse MGP, LLC .....	.DE	OTH.....	Seabrook Warehouse MGP Manager, Inc. ....	Ownership.....	.1.000	Zurich Insurance Group Ltd. ....	12
		.00000					Seabrook Warehouse MGP Manager, Inc. ....	.DE	OTH.....	Zurich Structured Finance, Inc. ....	Ownership.....	.100.000	Zurich Insurance Group Ltd. ....	12
		.00000					Serviaide Assistencia e Servicos, Lda. ....	.PRT	OTH.....	AIDE Assistencia Seguros y Reaseguros, S.A. - Sociedad Uniper .....	Ownership.....	.95.000	Zurich Insurance Group Ltd. ....	12
		.00000					Serviaide Assistencia e Servicos, Lda. ....	.PRT	OTH.....	Serviaide, S.A. - Sociedad Unipersonal .....	Ownership.....	.5.000	Zurich Insurance Group Ltd. ....	12
		.00000					Serviaide, S.A. - Sociedad Unipersonal .....	.ESP	OTH.....	AIDE Assistencia Seguros y Reaseguros, S.A. - Sociedad Uniper .....	Ownership.....	.100.000	Zurich Insurance Group Ltd. ....	12
		.00000					Servizurich S.A. - Sociedad Unipersonal .....	.ESP	OTH.....	Zurich Insurance plc, Sucursal en Espana .....	Ownership.....	.100.000	Zurich Insurance Group Ltd. ....	12
		.00000					Seven Investment Management LLP .....	.GBR	OTH.....	7IM Holdings Limited .....	Ownership.....	.65.000	Zurich Insurance Group Ltd. ....	12
		.00000					SF Apt 1, LLC .....	.DE	OTH.....	ZREC, LLC .....	Ownership.....	.100.000	Zurich Insurance Group Ltd. ....	12

SCHEDULE Y  
PART 1A - DETAIL OF INSURANCE HOLDING COMPANY SYSTEM

1	2	3	4	5	6	7	8	9	10	11	12	13	14	15
Group Code	Group Name	NAIC Company Code	ID Number	Federal RSSD	CIK	Name of Securities Exchange if Publicly Traded (U.S. or International)	Names of Parent, Subsidiaries Or Affiliates	Domi-ciliary Loca-tion	Relation-ship to Reporting Entity	Directly Controlled by (Name of Entity/Person)	Type of Control (Ownership, Board, Management, Attorney-in-Fact, Influence, Other)	If Control is Ownership Provide Percentage	Ultimate Controlling Entity(ies)/Person(s)	*
		.00000	46-4095281				SF INDUSTRIAL 1, LLC	.DE	OTH	FLREC, LLC	Ownership	.100.000	Zurich Insurance Group Ltd.	.11
		.00000					SF Office 1, LLC	.DE	OTH	ZREC, LLC	Ownership	.100.000	Zurich Insurance Group Ltd.	.12
		.00000					SF Office 2, LLC	.DE	OTH	ZREC, LLC	Ownership	.100.000	Zurich Insurance Group Ltd.	.12
		.00000					Shire Park Limited	.GBR	OTH	Zurich Assurance Ltd	Ownership	.12.419	Zurich Insurance Group Ltd.	.12
		.00000					Societe Continentale d'Investissement Immobilier SA	.FRA	OTH	Zurich Assurance Ltd	Ownership	.100.000	Zurich Insurance Group Ltd.	.12
		.00000					South African Nucleare Pool Administrators (Property) Limite	.ZAF	OTH	Zurich Insurance Company South Africa Limited	Ownership	.25.000	Zurich Insurance Group Ltd.	.12
		.00000	06-1313326				South County Services Co., Inc.	.NY	OTH	Sterling Forest LLC	Ownership	.100.000	Zurich Insurance Group Ltd.	.12
.0212	Zurich U.S. Insurance Pool Group	.26387	52-0981481				Steadfast Insurance Company	.DE	OTH	Zurich American Insurance Company	Ownership	.100.000	Zurich Insurance Group Ltd.	.12
		.00000					Steadfast Santa Clarita Holdings LLC	.DE	OTH	Steadfast Insurance Company	Ownership	.100.000	Zurich Insurance Group Ltd.	.12
		.00000	36-4233459				Sterling Forest LLC	.DE	OTH	Zurich American Insurance Company	Ownership	.99.934	Zurich Insurance Group Ltd.	.12
		.00000					Sterling ISA Managers (Nominees) Limited	.GBR	OTH	Sterling ISA Managers Limited	Ownership	.100.000	Zurich Insurance Group Ltd.	.12
		.00000					Sterling ISA Managers Limited	.GBR	OTH	Zurich Financial Services (UKISA) Limited	Ownership	.100.000	Zurich Insurance Group Ltd.	.12
		.00000					Sunley Homes Limited	.GBR	OTH	Zurich Insurance plc	Ownership	.100.000	Zurich Insurance Group Ltd.	.12
		.00000					Swaziland Royal Insurance Corporation	.SWZ	OTH	Zurich Insurance Company South Africa Limited	Ownership	.9.000	Zurich Insurance Group Ltd.	.12
		.00000					Swiss Insurance Management (Hong Kong) Limited	.HKG	OTH	Zurich Insurance Holdings (Hong Kong) Limited	Ownership	.99.505	Zurich Insurance Group Ltd.	.12
		.00000					Swiss Insurance Management (Hong Kong) Limited	.HKG	OTH	Zurich Services (Hong Kong) Limited	Ownership	.0.495	Zurich Insurance Group Ltd.	.12
		.00000					TCS Loss Adjusters Limited	.GBR	OTH	Endsleigh Insurance Services Limited	Ownership	.100.000	Zurich Insurance Group Ltd.	.12
		.00000					TDG Tele Dienste GmbH	.DEU	OTH	Zurich Beteiligungs-Aktiengesellschaft (Deutschland)	Ownership	.100.000	Zurich Insurance Group Ltd.	.12
		.00000					The Liverpool Reversionary Company Limited	.GBR	OTH	Eagle Star Insurance Company Limited	Ownership	.100.000	Zurich Insurance Group Ltd.	.12
		.00000					The Trust Company of Scotland Limited	.GBR	OTH	Zurich Insurance plc	Ownership	.100.000	Zurich Insurance Group Ltd.	.12
		.00000	36-3839542				The Zurich Services Corporation	.IL	OTH	Zurich Holding Company of America, Inc.	Ownership	.100.000	Zurich Insurance Group Ltd.	.12
		.00000					TopReport Schadenbesichtigungs GmbH	.AUT	OTH	Zurich Versicherungs-Aktiengesellschaft	Ownership	.14.286	Zurich Insurance Group Ltd.	.12
		.00000					Toscana Uno SRL	.ITA	OTH	Zurich Insurance Company Ltd - Rappresentanza Generale per l	Ownership	.50.000	Zurich Insurance Group Ltd.	.12
		.00000	95-2670330				Truck Underwriters Association	.CA	OTH	Farmers Group, Inc.	Ownership	.100.000	Zurich Insurance Group Ltd.	.12
		.00000					Turegum Immobilien AG	.CHE	OTH	Zurich Versicherungs-Gesellschaft AG	Ownership	.100.000	Zurich Insurance Group Ltd.	.12
.0212	Zurich U.S. Insurance Pool Group	.41181	43-1249228				Universal Underwriters Insurance Company	.IL	OTH	Zurich American Insurance Company	Ownership	.100.000	Zurich Insurance Group Ltd.	.12
							Universal Underwriters Life Insurance Company			Universal Underwriters Insurance Company				
.0212	Zurich U.S. Insurance Pool Group	.70173	43-0824418				Company	.KS	OTH	Universal Underwriters Insurance Company	Ownership	.100.000	Zurich Insurance Group Ltd.	.12
.0212	Zurich U.S. Insurance Pool Group	.40843	36-3139101				Universal Underwriters of Texas Insurance Company	.IL	OTH	Universal Underwriters Insurance Company	Ownership	.100.000	Zurich Insurance Group Ltd.	.12
		.00000	43-1269296				Universal Underwriters Service Corporation							
		.00000	26-1282208				Vehicle Dealer Solutions, Inc.	.MO	OTH	Zurich Holding Company of America, Inc.	Ownership	.100.000	Zurich Insurance Group Ltd.	.12
		.00000					Winn-Dixie MGP Manager, Inc.	.FL	OTH	The Zurich Services Corporation	Ownership	.100.000	Zurich Insurance Group Ltd.	.12
		.00000					Women on Wheels Limited	.DE	OTH	Zurich Structured Finance, Inc.	Ownership	.100.000	Zurich Insurance Group Ltd.	.12
		.00000					Woodstock Insurance Brokers Limited	.GBR	OTH	Endsleigh Insurance Services Limited	Ownership	.100.000	Zurich Insurance Group Ltd.	.12
		.00000					World Travel Protection Canada Inc.	.GBR	OTH	Endsleigh Insurance Services Limited	Ownership	.100.000	Zurich Insurance Group Ltd.	.12
		.00000					Wren Investments Limited	.CAN	OTH	Zurich Canadian Holdings Limited	Ownership	.100.000	Zurich Insurance Group Ltd.	.12
		.00000					Wrightway Underwriting Limited	.GBR	OTH	Zurich Whiteley Trust Limited	Ownership	.100.000	Zurich Insurance Group Ltd.	.12
		.00000					Z flex Gesellschaft fur Personaldienstleistungen mbH	.JRL	OTH	Ballykilliliane Holdings Limited	Ownership	.100.000	Zurich Insurance Group Ltd.	.12
		.00000					Z Nominees Limited	.DEU	OTH	Zurich Beteiligungs-Aktiengesellschaft (Deutschland)	Ownership	.100.000	Zurich Insurance Group Ltd.	.12
		.00000						.JEY	OTH	Zurich Trust Limited	Ownership	.100.000	Zurich Insurance Group Ltd.	.12



SCHEDULE Y  
PART 1A - DETAIL OF INSURANCE HOLDING COMPANY SYSTEM

1	2	3	4	5	6	7	8	9	10	11	12	13	14	15
Group Code	Group Name	NAIC Company Code	ID Number	Federal RSSD	CIK	Name of Securities Exchange if Publicly Traded (U.S. or International)	Names of Parent, Subsidiaries Or Affiliates	Domi-ciliary Loca-tion	Relation-ship to Reporting Entity	Directly Controlled by (Name of Entity/Person)	Type of Control (Ownership, Board, Management, Attorney-in-Fact, Influence, Other)	If Control is Ownership Provide Percentage	Ultimate Controlling Entity(ies)/Person(s)	*
		.00000					Z Secretaries Limited	.JEY	OTH	Zurich Trust Limited	Ownership	.100.000	Zurich Insurance Group Ltd.	.12
		.00000					ZCM (U.S.) Limited	.DE	OTH	ZCM Holdings (Bermuda) Limited	Ownership	.100.000	Zurich Insurance Group Ltd.	.12
		.00000					ZCM Asset Holding Company (Bermuda) Limited	.BMJ	OTH	ZCM Holdings (Bermuda) Limited	Ownership	.100.000	Zurich Insurance Group Ltd.	.12
		.00000					ZCM Holdings (Bermuda) Limited	.BMJ	OTH	CMSH Limited	Ownership	.24.290	Zurich Insurance Group Ltd.	.12
		.00000					ZCM Holdings (Bermuda) Limited	.BMJ	OTH	CMSH Limited	Ownership	.75.710	Zurich Insurance Group Ltd.	.12
		.00000					ZCM Matched Funding Corp.	.CYM	OTH	ZCM (U.S.) Limited	Ownership	.100.000	Zurich Insurance Group Ltd.	.12
		.00000					ZCMC II Holdings Limited	.JRL	OTH	ZCM Asset Holding Company (Bermuda) Limited	Ownership	.0.200	Zurich Insurance Group Ltd.	.12
		.00000					ZCMC II Holdings Limited	.JRL	OTH	Zurich Financial Services EUB Holdings Limited	Ownership	.99.800	Zurich Insurance Group Ltd.	.12
		.00000					Zebra Property Fund I, LP	.DE	OTH	Zurich Holding Company of America, Inc.	Ownership	.100.000	Zurich Insurance Group Ltd.	.12
		.00000	81-0680889				ZFS Finance (USA) LLC II	.DE	OTH	Zurich Holding Company of America, Inc.	Ownership	.100.000	Zurich Insurance Group Ltd.	.12
		.00000	77-0684542				ZFS Finance (USA) LLC V	.DE	OTH	Zurich Holding Company of America, Inc.	Ownership	.100.000	Zurich Insurance Group Ltd.	.12
		.00000	20-5900744				ZFUS Services, LLC	.DE	OTH	Zurich Holding Company of America, Inc.	Ownership	.100.000	Zurich Insurance Group Ltd.	.12
		.00000					ZGEE3 Limited	.GBR	OTH	Zurich Insurance Company (U.K.) Limited	Ownership	.100.000	Zurich Insurance Group Ltd.	.12
		.00000					ZI Park 80 West LLC	.DE	OTH	Zurich American Insurance Company	Ownership	.100.000	Zurich Insurance Group Ltd.	.12
		.00000	02-0802795				ZNA Services, LLC	.DE	OTH	ZFUS Services, LLC	Ownership	.100.000	Zurich Insurance Group Ltd.	.12
		.00000					ZPC Capital Limited	.GBR	OTH	Zurich Holdings (UK) Limited	Ownership	.100.000	Zurich Insurance Group Ltd.	.12
		.00000					ZREC, LLC	.DE	OTH	Zurich American Insurance Company	Ownership	.100.000	Zurich Insurance Group Ltd.	.12
		.00000					ZSF 00-1, Inc.	.IL	OTH	CTH Affordable Housing Corporation	Ownership	.100.000	Zurich Insurance Group Ltd.	.12
		.00000					ZSF 02-1, Inc.	.IL	OTH	CTH Affordable Housing Corporation	Ownership	.100.000	Zurich Insurance Group Ltd.	.12
		.00000					ZSF 99-4, Inc.	.IL	OTH	CTH Affordable Housing Corporation	Ownership	.100.000	Zurich Insurance Group Ltd.	.12
		.00000					ZSF Apollo Corporation	.IL	OTH	CTH Affordable Housing Corporation	Ownership	.100.000	Zurich Insurance Group Ltd.	.12
		.00000					ZSF Boston Store, Inc.	.IL	OTH	CTH Affordable Housing Corporation	Ownership	.100.000	Zurich Insurance Group Ltd.	.12
		.00000					ZSF Grant Park, Inc.	.IL	OTH	CTH Affordable Housing Corporation	Ownership	.100.000	Zurich Insurance Group Ltd.	.12
		.00000					ZSF Landmark Corporation	.IL	OTH	CTH Affordable Housing Corporation	Ownership	.100.000	Zurich Insurance Group Ltd.	.12
		.00000					ZSF/Land Parcels LLC	.DE	OTH	Zurich Structured Finance, Inc.	Ownership	.100.000	Zurich Insurance Group Ltd.	.12
		.00000					ZSF Newport I Corporation	.IL	OTH	CTH Affordable Housing Corporation	Ownership	.100.000	Zurich Insurance Group Ltd.	.12
		.00000					ZSF/Bloomington, LLC	.DE	OTH	Bloomington Office LP	Ownership	.100.000	Zurich Insurance Group Ltd.	.12
		.00000					ZSF / Collierville, LLC	.DE	OTH	Collierville Center, LP	Ownership	.100.000	Zurich Insurance Group Ltd.	.12
		.00000					ZSF/Dallas Tower, LLC	.DE	OTH	Dallas Tower LP	Ownership	.100.000	Zurich Insurance Group Ltd.	.12
		.00000					ZSF/Kansas, LLC	.DE	OTH	Kansas City Office LP	Ownership	.100.000	Zurich Insurance Group Ltd.	.12
		.00000					ZSF KY Annex, LLC	.DE	OTH	Euclid KY Annex, LP	Ownership	.100.000	Zurich Insurance Group Ltd.	.12
		.00000					ZSF / Office NY, LLC	.DE	OTH	Euclid Office LP	Ownership	.100.000	Zurich Insurance Group Ltd.	.12
		.00000					ZSF / Office NV, LLC	.DE	OTH	Euclid Office LP	Ownership	.100.000	Zurich Insurance Group Ltd.	.12
		.00000					ZSF / Office FL, LLC	.DE	OTH	Euclid Office LP	Ownership	.100.000	Zurich Insurance Group Ltd.	.12
		.00000					ZSF / Office KY, LLC	.DE	OTH	Euclid Office LP	Ownership	.100.000	Zurich Insurance Group Ltd.	.12
		.00000					ZSF/Research Gateway, LLC	.DE	OTH	Raleigh/Durham Offices, L.P.	Ownership	.100.000	Zurich Insurance Group Ltd.	.12
		.00000					ZSF/Seabrook, LLC	.DE	OTH	Seabrook Warehouse LP	Ownership	.100.000	Zurich Insurance Group Ltd.	.12
		.00000					ZSF/WD Fitzgerald, LLC	.DE	OTH	Euclid Warehouses LP	Ownership	.100.000	Zurich Insurance Group Ltd.	.12
		.00000					ZSF/WD Hammonds, LLC	.DE	OTH	Euclid Warehouses LP	Ownership	.100.000	Zurich Insurance Group Ltd.	.12
		.00000					ZSF/WD Montgomery 31, LLC	.DE	OTH	Euclid Warehouses LP	Ownership	.100.000	Zurich Insurance Group Ltd.	.12
		.00000					ZSF/WD Jacksonville, LLC	.DE	OTH	Euclid Warehouses LP	Ownership	.100.000	Zurich Insurance Group Ltd.	.12
		.00000					ZSF/WD Opa Locka, LLC	.DE	OTH	Euclid Warehouses LP	Ownership	.100.000	Zurich Insurance Group Ltd.	.12
		.00000					ZSF/WD Orlando, LLC	.DE	OTH	Euclid Warehouses LP	Ownership	.100.000	Zurich Insurance Group Ltd.	.12
		.00000	36-3096373				ZSFH LLC	.DE	OTH	Zurich Holding Company of America, Inc.	Ownership	.100.000	Zurich Insurance Group Ltd.	.12
		.00000					ZSG Kfz-ZulassungsservicegesmbH	.AUT	OTH	Zurich Versicherungs-Aktiengesellschaft	Ownership	.33.333	Zurich Insurance Group Ltd.	.12
		.00000					ZSL Financing Limited	.GBR	OTH	Zurich Holdings (UK) Limited	Ownership	.1.000	Zurich Insurance Group Ltd.	.12
		.00000					ZSL Financing Limited	.GBR	OTH	Zurich Specialties London Limited	Ownership	.99.000	Zurich Insurance Group Ltd.	.12
		.00000					Zurich - Companhia de Seguros Vida S.A.	.PRT	OTH	Zurich Finanz-Gesellschaft AG	Ownership	.0.000	Zurich Insurance Group Ltd.	.12

SCHEDULE Y  
PART 1A - DETAIL OF INSURANCE HOLDING COMPANY SYSTEM

1	2	3	4	5	6	7	8	9	10	11	12	13	14	15
Group Code	Group Name	NAIC Company Code	ID Number	Federal RSSD	CIK	Name of Securities Exchange if Publicly Traded (U.S. or International)	Names of Parent, Subsidiaries Or Affiliates	Domi-ciliary Location	Relation-ship to Reporting Entity	Directly Controlled by (Name of Entity/Person)	Type of Control (Ownership, Board, Management, Attorney-in-Fact, Influence, Other)	If Control is Ownership Provide Percentage	Ultimate Controlling Entity(ies)/Person(s)	*
		.00000					Zurich – Companhia de Seguros Vida S.A.	.PRT	OTH	Zurich Investments Life S.p.A.	Ownership	.0.000	Zurich Insurance Group Ltd.	12
		.00000					Zurich – Companhia de Seguros Vida S.A.	.PRT	OTH	Zurich Lebensversicherungs-Gesellschaft AG	Ownership	.100.000	Zurich Insurance Group Ltd.	12
		.00000					Zurich – Companhia de Seguros Vida S.A.	.PRT	OTH	Zurich Versicherungs-Gesellschaft AG	Ownership	.0.000	Zurich Insurance Group Ltd.	12
		.00000					Zurich – Companhia de Seguros Vida S.A.	.PRT	OTH	Zurich Vida, Companhia de Seguros y Reaseguros, S.A. – Socied	Ownership	.0.000	Zurich Insurance Group Ltd.	12
		.00000					Zurich Administradora General de Fondos S.A.	.CHL	OTH	Chilena Consolidada Seguros de Vida S.A.	Ownership	.99.970	Zurich Insurance Group Ltd.	12
		.00000					Zurich Administradora General de Fondos S.A.	.CHL	OTH	Inversiones Suizo Chilena S.A.	Ownership	.0.030	Zurich Insurance Group Ltd.	12
		.00000					Zurich Advice Limited	.HKG	OTH	Zurich Insurance Holdings (Hong Kong) Limited	Ownership	.100.000	Zurich Insurance Group Ltd.	12
		.00000					Zurich Advice Network Limited	.GBR	OTH	Allied Dunbar Assurance plc	Ownership	.100.000	Zurich Insurance Group Ltd.	12
		.00000					Zurich AFIN Mexico, S.A. DE C.V.	.MEX	OTH	Zurich Compania de Sefuros, S.A.	Ownership	.0.002	Zurich Insurance Group Ltd.	12
		.00000					Zurich AFIN Mexico, S.A. DE C.V.	.MEX	OTH	Zurich Versicherungs-Gesellschaft AG	Ownership	.99.998	Zurich Insurance Group Ltd.	12
		.00000	04-3126497				Zurich Agency Services Inc.	.MA	OTH	Zurich Holding Company of America, Inc.	Ownership	.100.000	Zurich Insurance Group Ltd.	12
		.00000	86-1164252				Zurich Alternative Asset Management, LLC	.DE	OTH	Zurich Holding Company of America, Inc.	Ownership	.100.000	Zurich Insurance Group Ltd.	12
		.00000					Zurich America Latina Serviços Brasil Ltda.	.BRA	OTH	Zurich Lebensversicherungs-Gesellschaft AG	Ownership	.0.010	Zurich Insurance Group Ltd.	12
		.00000					Zurich America Latina Serviços Brasil Ltda.	.BRA	OTH	Zurich Versicherungs-Gesellschaft AG	Ownership	.99.990	Zurich Insurance Group Ltd.	12
		.00000	36-6169781				Zurich American Corporation	.DE	OTH	Zurich Holding Company of America, Inc.	Ownership	.100.000	Zurich Insurance Group Ltd.	12
.0212	Zurich U.S. Insurance Pool Group	.16535	36-4233459				Zurich American Insurance Company	.NY	OTH	Zurich Holding Company of America, Inc.	Ownership	.100.000	Zurich Insurance Group Ltd.	12
.0212	Zurich U.S. Insurance Pool Group	.27855	36-2781080				Zurich American Insurance Company of Illinois	.IL	OTH	American Zurich Insurance Company	Ownership	.100.000	Zurich Insurance Group Ltd.	12
.0212	Zurich Ins Group	.90557	36-3050975		000351754		Zurich American Life Insurance Company	.IL	OTH	Zurich American Corporation	Ownership	.100.000	Zurich Insurance Group Ltd.	12
.0212	Zurich Ins Group	.14178	27-4746162				Zurich American Life Insurance Company of New York	.NY	OTH	Zurich American Life Insurance Company.	Ownership	.100.000	Zurich Insurance Group Ltd.	12
		.00000					Zurich Argentina Cia. de Seguros S.A.	.ARG	OTH	Inversiones Suizo-Argentina S.A.	Ownership	.55.461	Zurich Insurance Group Ltd.	12
		.00000	AA-2130022				Zurich Argentina Cia. de Seguros S.A.	.ARG	OTH	Zurich Versicherungs-Gesellschaft AG	Ownership	.44.536	Zurich Insurance Group Ltd.	12
		.00000	AA-2130022				Zurich Argentina Compania de Seguros de Retiro S.A.	.ARG	OTH	Zurich Argentina Cia. de Seguros S.A.	Ownership	.46.642	Zurich Insurance Group Ltd.	12
		.00000					Zurich Argentina Compania de Seguros de Retiro S.A.	.ARG	OTH	Zurich Versicherungs-Gesellschaft AG	Ownership	.53.358	Zurich Insurance Group Ltd.	12
		.00000					Zurich Asia Holdings Ltd.	.BMU	OTH	Zurich Versicherungs-Gesellschaft AG	Ownership	.100.000	Zurich Insurance Group Ltd.	12
		.00000					Zurich Asset Management Gerente de Fondos Comunes de Inversi	.ARG	OTH	Inversiones Suizo-Argentina S.A.	Ownership	.90.000	Zurich Insurance Group Ltd.	12
		.00000					Zurich Asset Management Gerente de Fondos Comunes de Inversi	.ARG	OTH	Isis S.A.	Ownership	.10.000	Zurich Insurance Group Ltd.	12
		.00000					Zurich Assurance (2004) plc	.GBR	OTH	Zurich Assurance Ltd	Ownership	.100.000	Zurich Insurance Group Ltd.	12
		.00000					Zurich Assurance Ltd	.GBR	OTH	Eagle Star Holdings Limited	Ownership	.100.000	Zurich Insurance Group Ltd.	12
		.00000					ZURICH Assurances Maroc	.MAR	OTH	SARL Marofinac	Ownership	.30.099	Zurich Insurance Group Ltd.	12
		.00000					ZURICH Assurances Maroc	.MAR	OTH	Zurich Versicherungs-Gesellschaft AG	Ownership	.67.627	Zurich Insurance Group Ltd.	12
		.00000					Zurich Australia Limited	.AUS	OTH	Zurich Financial Services Australia Limited	Ownership	.100.000	Zurich Insurance Group Ltd.	12
		.00000	AA-1930995				Zurich Australian Insurance Limited	.AUS	OTH	Zurich Financial Services Australia Limited	Ownership	.100.000	Zurich Insurance Group Ltd.	12
		.00000					Zurich Australian Insurance Properties Pty Limited	.AUS	OTH	Zurich Australia Limited	Ownership	.40.000	Zurich Insurance Group Ltd.	12
		.00000					Zurich Australian Insurance Properties Pty Limited	.AUS	OTH	Zurich Australian Insurance Limited	Ownership	.60.000	Zurich Insurance Group Ltd.	12

SCHEDULE Y  
PART 1A - DETAIL OF INSURANCE HOLDING COMPANY SYSTEM

1	2	3	4	5	6	7	8	9	10	11	12	13	14	15
Group Code	Group Name	NAIC Company Code	ID Number	Federal RSSD	CIK	Name of Securities Exchange if Publicly Traded (U.S. or International)	Names of Parent, Subsidiaries Or Affiliates	Domi-ciliary Loca-tion	Relation-ship to Reporting Entity	Directly Controlled by (Name of Entity/Person)	Type of Control (Ownership, Board, Management, Attorney-in-Fact, Influence, Other)	If Control is Ownership Provide Percen-tage	Ultimate Controlling Entity(ies)/Person(s)	*
		..00000					Zurich Australian Superannuation Pty Limited	..AUS	..OTH	Zurich Financial Services Australia Limited	Ownership	..100.000	Zurich Insurance Group Ltd.	..12
		..00000					Zurich Bank International Limited	..GBR	..OTH	Dunbar Assets Ireland	Ownership	..100.000	Zurich Insurance Group Ltd.	..12
		..00000	13-4186554				Zurich Benefit Finance LLC	..DE	..OTH	Zurich Holding Company of America, Inc.	Ownership	..100.000	Zurich Insurance Group Ltd.	..12
		..00000					Zurich Beteiligungs-Aktiengesellschaft (Deutschland)	..DEU	..OTH	Zurich IT Service AG Niederlassung fur Deutschland	Ownership	..82.617	Zurich Insurance Group Ltd.	..12
		..00000					Zurich Beteiligungs-Aktiengesellschaft (Deutschland)	..DEU	..OTH	Zurich Leben Service AG Niederlassung fur Deutschland	Ownership	..17.383	Zurich Insurance Group Ltd.	..12
		..00000					Zurich Building Control Services Limited	..GBR	..OTH	Zurich Holdings (UK) Limited	Ownership	..100.000	Zurich Insurance Group Ltd.	..12
		..00000					Zurich Canadian Holdings Limited	..CAN	..OTH	Zurich Insurance Company Ltd, Canadian Branch	Ownership	..68.819	Zurich Insurance Group Ltd.	..12
		..00000					Zurich Canadian Holdings Limited	..CAN	..OTH	Zurich Versicherungs-Gesellschaft AG	Ownership	..31.181	Zurich Insurance Group Ltd.	..12
		..00000					Zurich Brasil Capitalizacao S.A	..BRA	..OTH	Zurich Versicherungs-Gesellschaft AG	Ownership	..100.000	Zurich Insurance Group Ltd.	..12
		..00000			0001028769		Zurich Capital Markets Inc.	..DE	..OTH	ZCM (U.S.) Limited	Ownership	..100.000	Zurich Insurance Group Ltd.	..12
		..00000					Zurich Capital Markets Securities Inc.	..DE	..OTH	Zurich Capital Markets Inc.	Ownership	..100.000	Zurich Insurance Group Ltd.	..12
		..00000					Zurich Colombia Servicios S.A.S.	..COL	..OTH	Zurich Versicherungs-Gesellschaft AG	Ownership	..100.000	Zurich Insurance Group Ltd.	..12
		..00000					Zurich Community Trust (UK) Limited	..GBR	..OTH	Zurich Financial Services (UKISA) Limited	Ownership	..50.000	Zurich Insurance Group Ltd.	..12
		..00000					Zurich Community Trust (UK) Limited	..GBR	..OTH	Zurich Financial Services (UKISA) Nominees Limited	Ownership	..50.000	Zurich Insurance Group Ltd.	..12
		..00000					Zurich Compania de Reasegueros Argentina S.A.	..ARG	..OTH	Zurich Versicherungs-Gesellschaft AG	Ownership	..5.000	Zurich Insurance Group Ltd.	..12
		..00000					Zurich Compania de Reasegueros Argentina S.A.	..ARG	..OTH	Inversiones Suizo-Argentina S.A.	Ownership	..95.000	Zurich Insurance Group Ltd.	..12
		..00000					Zurich, Compania de Seguros, S.A.	..MEX	..OTH	Zurich Versicherungs-Gesellschaft AG	Ownership	..99.883	Zurich Insurance Group Ltd.	..12
		..00000					Zurich Computer Services Limited	..GBR	..OTH	Allied Dunbar Assurance plc	Ownership	..100.000	Zurich Insurance Group Ltd.	..12
		..00000					Zurich Consultancy Limited	..HKG	..OTH	Zurich Insurance Holdings (Hong Kong) Limited	Ownership	..100.000	Zurich Insurance Group Ltd.	..12
		..00000					Zurich Consultoria de Riesgos, C.A.	..VEN	..OTH	Zurich Seguros, S.A.	Ownership	..99.990	Zurich Insurance Group Ltd.	..12
		..00000					Zurich Corredora de Bolsa S.A.	..CHL	..OTH	Inversiones Suizo Chilena S.A.	Ownership	..99.000	Zurich Insurance Group Ltd.	..12
		..00000					Zurich Corredora de Bolsa S.A.	..CHL	..OTH	Zurich Investments Chile S.A.	Ownership	..1.000	Zurich Insurance Group Ltd.	..12
		..00000	36-4412924				Zurich CZI Management Holding Ltd.	..DE	..OTH	Zurich Global Investment Management Inc.	Ownership	..100.000	Zurich Insurance Group Ltd.	..12
		..00000					Zurich Deutscher Herold Lebensversicherung Aktiengesellschaft	..DEU	..OTH	Deutscher Herold Aktiengesellschaft	Ownership	..67.540	Zurich Insurance Group Ltd.	..12
		..00000					Zurich Deutscher Herold Lebensversicherung Aktiengesellschaft	..DEU	..OTH	Zurich Beteiligungs-Aktiengesellschaft (Deutschland)	Ownership	..32.460	Zurich Insurance Group Ltd.	..12
		..00000					Zurich Direct Agency Limited	..HKG	..OTH	Zurich Advice Limited	Ownership	..100.000	Zurich Insurance Group Ltd.	..12
		..00000	95-4773780				Zurich E&S Insurance Brokerage, Inc.	..CA	..OTH	Zurich American Insurance Company	Ownership	..100.000	Zurich Insurance Group Ltd.	..12
		..00000					Zurich Employment Services Limited	..GBR	..OTH	Zurich Financial Services (UKISA) Limited	Ownership	..100.000	Zurich Insurance Group Ltd.	..12
		..00000					Zurich Eurolife S.A.	..LUX	..OTH	Zurich Lebensversicherungs-Gesellschaft AG	Ownership	..90.000	Zurich Insurance Group Ltd.	..12
		..00000					Zurich Eurolife S.A.	..LUX	..OTH	Zurich Versicherungs-Gesellschaft AG	Ownership	..10.000	Zurich Insurance Group Ltd.	..12
		..00000					Zurich Finance (Bermuda) Ltd.	..BMU	..OTH	Zurich Versicherungs-Gesellschaft AG	Ownership	..100.000	Zurich Insurance Group Ltd.	..12
		..00000					Zurich Finance (Luxembourg) S.A.	..LUX	..OTH	Zurich Lebensversicherungs-Gesellschaft AG	Ownership	..0.081	Zurich Insurance Group Ltd.	..12
		..00000					Zurich Finance (Luxembourg) S.A.	..LUX	..OTH	Zurich Versicherungs-Gesellschaft AG	Ownership	..99.919	Zurich Insurance Group Ltd.	..12
		..00000					Zurich Finance (UK) plc	..GBR	..OTH	Zurich Financial Services (UKISA) Limited	Ownership	..99.998	Zurich Insurance Group Ltd.	..12

SCHEDULE Y  
PART 1A - DETAIL OF INSURANCE HOLDING COMPANY SYSTEM

1	2	3	4	5	6	7	8	9	10	11	12	13	14	15
Group Code	Group Name	NAIC Company Code	ID Number	Federal RSSD	CIK	Name of Securities Exchange if Publicly Traded (U.S. or International)	Names of Parent, Subsidiaries Or Affiliates	Domi-ciliary Loca-tion	Relation-ship to Reporting Entity	Directly Controlled by (Name of Entity/Person)	Type of Control (Ownership, Board, Management, Attorney-in-Fact, Influence, Other)	If Control is Ownership Provide Percentage	Ultimate Controlling Entity(ies)/Person(s)	*
		..00000	36-4228642				Zurich Finance (UK) plc .....	..GBR	..OTH	Zurich Financial Services (UKISA) Nominees Limited .....	Ownership.....	..0.002	Zurich Insurance Group Ltd. ....	..12
		..00000					Zurich Finance (USA), Inc. ....	..DE	..OTH	Zurich Holding Company of America, Inc. ....	Ownership.....	..100.000	Zurich Insurance Group Ltd. ....	..12
		..00000					Zurich Financial Management Limited .....	..GBR	..OTH	Allied Dunbar Assurance plc .....	Ownership.....	..100.000	Zurich Insurance Group Ltd. ....	..12
		..00000					Zurich Financial Services (Channel Islands) Limited .....	..JEY	..OTH	Zurich Financial Services (UKISA) Limited .....	Ownership.....	..99.909	Zurich Insurance Group Ltd. ....	..12
		..00000					Zurich Financial Services (Channel Islands) Limited .....	..JEY	..OTH	Zurich Financial Services (UKISA) Nominees Limited .....	Ownership.....	..0.091	Zurich Insurance Group Ltd. ....	..12
		..00000					Zurich Financial Services (Isle of Man) Group Services Limit .....	..GBR	..OTH	Zurich Versicherungs-Gesellschaft AG .....	Ownership.....	..100.000	Zurich Insurance Group Ltd. ....	..12
		..00000					Zurich Financial Services (Isle of Man) Holdings Limited .....	..GBR	..OTH	Zurich Versicherungs-Gesellschaft AG .....	Ownership.....	..100.000	Zurich Insurance Group Ltd. ....	..12
		..00000					Zurich Financial Services (Isle of Man) Insurance Manager Lt .....	..GBR	..OTH	Zurich Versicherungs-Gesellschaft AG .....	Ownership.....	..100.000	Zurich Insurance Group Ltd. ....	..12
		..00000					Zurich Financial Services (Isle of Man) Reinsurance Company .....	..GBR	..OTH	Zurich Financial Services (Isle of Man) Holdings Limited .....	Ownership.....	..100.000	Zurich Insurance Group Ltd. ....	..12
		..00000					Zurich Financial Services (UKISA) Group Services Limited .....	..GBR	..OTH	Zurich Financial Services (UKISA) Limited .....	Ownership.....	..100.000	Zurich Insurance Group Ltd. ....	..12
		..00000	AA-1930995				Zurich Financial Services (UKISA) Limited .....	..GBR	..OTH	Allied Zurich Holdings Limited .....	Ownership.....	..90.316	Zurich Insurance Group Ltd. ....	..12
		..00000					Zurich Financial Services (UKISA) Limited .....	..GBR	..OTH	Zurich Insurance plc .....	Ownership.....	..9.684	Zurich Insurance Group Ltd. ....	..12
		..00000					Zurich Financial Services (UKISA) Nominees Limited .....	..GBR	..OTH	Zurich Financial Services (UKISA) Limited .....	Ownership.....	..100.000	Zurich Insurance Group Ltd. ....	..12
		..00000					Zurich Financial Services Australia Limited .....	..AUS	..OTH	Zurich Versicherungs-Gesellschaft AG .....	Ownership.....	..100.000	Zurich Insurance Group Ltd. ....	..12
		..00000					Zurich Financial Services EUB Holdings Limited .....	..JRL	..OTH	ZCM Holdings (Bermuda) Limited .....	Ownership.....	..0.083	Zurich Insurance Group Ltd. ....	..12
		..00000					Zurich Financial Services EUB Holdings Limited .....	..JRL	..OTH	Zurich Insurance Group Ltd. ....	Ownership.....	..99.917	Zurich Insurance Group Ltd. ....	..12
		..00000					Zurich Financial Services UK Pension Trustee Limited .....	..GBR	..OTH	Zurich Financial Services (UKISA) Limited .....	Ownership.....	..99.000	Zurich Insurance Group Ltd. ....	..12
		..00000					Zurich Finanz-Gesellschaft AG .....	..CHE	..OTH	Zurich Versicherungs-Gesellschaft AG .....	Ownership.....	..100.000	Zurich Insurance Group Ltd. ....	..12
		..00000					Zurich Fondos Mexico, S.A. de C.V. ....	..MEX	..OTH	Zurich Versicherungs-Gesellschaft AG .....	Ownership.....	..99.998	Zurich Insurance Group Ltd. ....	..12
		..00000					Zurich Fondos Mexico, S.A. de C.V. ....	..MEX	..OTH	Zurich Vida, Compañía de Seguros, S.A. ....	Ownership.....	..0.002	Zurich Insurance Group Ltd. ....	..12
		..00000	AA-0053640				Zurich F&I Reinsurance T&C Limited .....	..TCA	..OTH	Zurich Agency Services Inc. ....	Ownership.....	..0.001	Zurich Insurance Group Ltd. ....	..12
		..00000	AA-0053640				Zurich F&I Reinsurance T&C Limited .....	..TCA	..OTH	Universal Underwriters Service Corporation .....	Ownership.....	..100.000	Zurich Insurance Group Ltd. ....	..12
		..00000	04-3729755 AA-3190947				Zurich General Insurance Company (China) Limited .....	..CHN	..OTH	Zurich Versicherungs-Gesellschaft AG .....	Ownership.....	..100.000	Zurich Insurance Group Ltd. ....	..12
		..00000					Zurich General Partner (Scotland) Ltd .....	..GBR	..OTH	Allied Zurich Holdings Limited .....	Ownership.....	..100.000	Zurich Insurance Group Ltd. ....	..12
		..00000					Zurich GL Servicios Mexico, S.A. de C.V. ....	..MEX	..OTH	Zurich Vida, Compañía de Seguros, S.A. ....	Ownership.....	..95.000	Zurich Insurance Group Ltd. ....	..12
		..00000					Zurich GL Servicios Mexico, S.A. de C.V. ....	..MEX	..OTH	Zurich Compañía de Seguros, S.A. ....	Ownership.....	..5.000	Zurich Insurance Group Ltd. ....	..12
		..00000					Zurich Global Corporate UK Limited .....	..GBR	..OTH	Zurich Specialties London Limited .....	Ownership.....	..100.000	Zurich Insurance Group Ltd. ....	..12
		..00000					Zurich Global Investment Management Inc. ....	..DE	..OTH	Zurich Holding Company of America, Inc. ....	Ownership.....	..100.000	Zurich Insurance Group Ltd. ....	..12
		..00000					Zurich Global, Ltd. ....	..BMU	..OTH	Zurich Holding Company of America, Inc. ....	Ownership.....	..100.000	Zurich Insurance Group Ltd. ....	..12
		..00000					Zurich Group Funding Luxembourg S.A. ....	..LUX	..OTH	Zurich Lebensversicherungs-Gesellschaft AG .....	Ownership.....	..0.020	Zurich Insurance Group Ltd. ....	..12
		..00000					Zurich Group Funding Luxembourg S.A. ....	..LUX	..OTH	Zurich Versicherungs-Gesellschaft AG .....	Ownership.....	..99.980	Zurich Insurance Group Ltd. ....	..12
		..00000					Zurich Group Pension Services (UK) Ltd .....	..GBR	..OTH	Zurich Assurance Ltd .....	Ownership.....	..100.000	Zurich Insurance Group Ltd. ....	..12
		..00000	36-3096373				Zurich GSG Limited .....	..GBR	..OTH	Zurich GSH Limited .....	Ownership.....	..100.000	Zurich Insurance Group Ltd. ....	..12
		..00000					Zurich GSH Limited .....	..GBR	..OTH	Zurich Holdings (UK) Limited .....	Ownership.....	..100.000	Zurich Insurance Group Ltd. ....	..12
		..00000					Zurich Holding Company of America, Inc. ....	..DE	..OTH	Crown Management Services Limited .....	Ownership.....	..0.820	Zurich Insurance Group Ltd. ....	..12

SCHEDULE Y  
PART 1A - DETAIL OF INSURANCE HOLDING COMPANY SYSTEM

1	2	3	4	5	6	7	8	9	10	11	12	13	14	15
Group Code	Group Name	NAIC Company Code	ID Number	Federal RSSD	CIK	Name of Securities Exchange if Publicly Traded (U.S. or International)	Names of Parent, Subsidiaries Or Affiliates	Domi-ciliary Loca-tion	Relation-ship to Reporting Entity	Directly Controlled by (Name of Entity/Person)	Type of Control (Ownership, Board, Management, Attorney-in-Fact, Influence, Other)	If Control is Ownership Provide Percentage	Ultimate Controlling Entity(ies)/Person(s)	*
		00000	36-3096373				Zurich Holding Company of America, Inc.	DE	OTH	Zurich Versicherungs-Gesellschaft AG	Ownership	99.180	Zurich Insurance Group Ltd.	12
		00000					Zurich Holding Ireland Limited	JRL	OTH	Zurich Versicherungs-Gesellschaft AG	Ownership	100.000	Zurich Insurance Group Ltd.	12
		00000					Zurich Holdings (UK) Limited	GBR	OTH	Zurich Versicherungs-Gesellschaft AG	Ownership	100.000	Zurich Insurance Group Ltd.	12
							Zurich Immobilien							
		00000					Liegenschaftsverwaltungs-GesmbH	AUT	OTH	Zurich Versicherungs-Gesellschaft AG	Ownership	100.000	Zurich Insurance Group Ltd.	12
		00000					Zurich IMRE AG	CHE	OTH	Zurich Versicherungs-Gesellschaft AG	Ownership	100.000	Zurich Insurance Group Ltd.	12
							Zurich Independent Wealth Management Limited	GBR	OTH	Allied Dunbar Assurance plc	Ownership	100.000	Zurich Insurance Group Ltd.	12
		00000	AA-5280035				Zurich Insurance (Taiwan) Ltd.	TWN	OTH	Zurich Asia Holdings Ltd.	Ownership	51.101	Zurich Insurance Group Ltd.	12
		00000	AA-5280035				Zurich Insurance (Taiwan) Ltd.	TWN	OTH	Zurich Versicherungs-Gesellschaft AG	Ownership	48.625	Zurich Insurance Group Ltd.	12
							Zurich Insurance Brokers (Beijing) Company Limited	CHN	OTH	Zurich Insurance Holdings (Hong Kong) Limited	Ownership	24.510	Zurich Insurance Group Ltd.	12
		00000					Zurich Insurance Company (U.K.) Limited	GBR	OTH	Zurich Versicherungs-Gesellschaft AG	Ownership	100.000	Zurich Insurance Group Ltd.	12
							Zurich Insurance Company Botswana Ltd	BWA	OTH	Zurich Insurance Company South Africa Limited	Ownership	100.000	Zurich Insurance Group Ltd.	12
							Zurich Insurance Company Escritorio de Representacao no Bras	BRA	OTH	Zurich Versicherungs-Gesellschaft AG	Ownership	100.000	Zurich Insurance Group Ltd.	12
							Zurich Insurance Company Ltd., Beijing Representative Office	CHN	OTH	Zurich Versicherungs-Gesellschaft AG	Ownership	100.000	Zurich Insurance Group Ltd.	12
							Zurich Insurance Company Ltd., Representative Office Buenos Aires	ARG	OTH	Zurich Versicherungs-Gesellschaft AG	Ownership	100.000	Zurich Insurance Group Ltd.	12
		00000	AA-1990925				Zurich Insurance Company South Africa Limited	ZAF	OTH	SA Fire House Limited	Ownership	58.950	Zurich Insurance Group Ltd.	12
		00000			0001127799		Zurich Insurance Group Ltd.	CHE	OTH	Board of Directors	Board		Shareholders	
							Zurich Insurance Holdings (Hong Kong) Limited	HKG	OTH	Zurich Versicherungs-Gesellschaft AG	Ownership	100.000	Zurich Insurance Group Ltd.	12
		00000					Zurich Insurance Malaysia Berhad	MYS	OTH	Zurich Versicherungs-Gesellschaft AG	Ownership	100.000	Zurich Insurance Group Ltd.	12
		00000					Zurich Insurance Middle East S.A.L.	LBN	OTH	Zurich Versicherungs-Gesellschaft AG	Ownership	99.541	Zurich Insurance Group Ltd.	12
										Zurich Beteiligungs-Aktiengesellschaft (Deutschland)	Ownership	25.074	Zurich Insurance Group Ltd.	8
		00000	AA-1780059				Zurich Insurance plc	JRL	OTH	Zurich Holding Ireland Limited	Ownership	70.405	Zurich Insurance Group Ltd.	8
		00000	AA-1780059				Zurich Insurance plc	JRL	OTH	Zurich Insurance Company Ltd - Rappresentanza Generale per l	Ownership	4.521	Zurich Insurance Group Ltd.	8
							Zurich Insurance plc, Representative Office Buenos Aires	ARG	OTH	Zurich Insurance plc	Ownership	100.000	Zurich Insurance Group Ltd.	12
		00000					Zurich Insurance Services (Middle East) EC	BHR	OTH	Zurich Versicherungs-Gesellschaft AG	Ownership	100.000	Zurich Insurance Group Ltd.	12
										Zurich Financial Services (UKISA) Limited	Ownership	100.000	Zurich Insurance Group Ltd.	12
		00000					Zurich Intermediary Group Limited	GBR	OTH	Zurich Financial Services (UKISA) Nominees Limited	Ownership	0.000	Zurich Insurance Group Ltd.	12
							Zurich Intermediary Group Limited	GBR	OTH					
		00000					Zurich Internacional de Venezuela, C.A. de Corretaje de Reas	VEN	OTH	Zurich Versicherungs-Gesellschaft AG	Ownership	100.000	Zurich Insurance Group Ltd.	12
										Zurich Insurance Company Ltd, Bermuda Branch	Ownership	29.268	Zurich Insurance Group Ltd.	12
		00000	AA-3190185				Zurich International (Bermuda) Ltd.	BMJ	OTH	Zurich Versicherungs-Gesellschaft AG	Ownership	70.732	Zurich Insurance Group Ltd.	12
		00000	AA-1120018				Zurich International (UK) Limited	GBR	OTH	Zurich Specialties London Limited	Ownership	100.000	Zurich Insurance Group Ltd.	12
							Zurich International Life Limited	GBR	OTH	Zurich Versicherungs-Gesellschaft AG	Ownership	100.000	Zurich Insurance Group Ltd.	12
							Zurich International Services (Luxembourg) S.A.	LUX	OTH	Zurich Eurolife S.A.	Ownership	0.040	Zurich Insurance Group Ltd.	12

SCHEDULE Y  
PART 1A - DETAIL OF INSURANCE HOLDING COMPANY SYSTEM

1	2	3	4	5	6	7	8	9	10	11	12	13	14	15
Group Code	Group Name	NAIC Company Code	ID Number	Federal RSSD	CIK	Name of Securities Exchange if Publicly Traded (U.S. or International)	Names of Parent, Subsidiaries Or Affiliates	Domi-ciliary Location	Relation-ship to Reporting Entity	Directly Controlled by (Name of Entity/Person)	Type of Control (Ownership, Board, Management, Attorney-in-Fact, Influence, Other)	If Control is Ownership Provide Percentage	Ultimate Controlling Entity(ies)/Person(s)	*
		.00000					Zurich International Services (Luxembourg) S.A.	.LUX	OTH	Zurich Versicherungs-Gesellschaft AG	Ownership	.99.960	Zurich Insurance Group Ltd.	12
		.00000					Zurich International Solutions Limited	.GBR	OTH	Zurich Assurance Ltd	Ownership	.100.000	Zurich Insurance Group Ltd.	12
		.00000					Zurich Invest AG	.CHE	OTH	Zurich Versicherungs-Gesellschaft AG	Ownership	.100.000	Zurich Insurance Group Ltd.	12
		.00000					Zurich Investment Management AG	.CHE	OTH	Prematic Service Corporation (Nevada)	Ownership	.80.000	Zurich Insurance Group Ltd.	12
		.00000					Zurich Investment Management AG	.CHE	OTH	Zurich Versicherungs-Gesellschaft AG	Ownership	.20.000	Zurich Insurance Group Ltd.	12
		.00000					Zurich Investment Management Limited	.AUS	OTH	Zurich Australia Limited	Ownership	.100.000	Zurich Insurance Group Ltd.	12
		.00000					Zurich Investment Services Limited	.BMU	OTH	CMSH Limited	Ownership	.100.000	Zurich Insurance Group Ltd.	12
										Chilena Consolidada Seguros de Vida S.A.				
		.00000					Zurich Investments Chile S.A.	.CHL	OTH		Ownership	.0.001	Zurich Insurance Group Ltd.	12
		.00000					Zurich Investments Chile S.A.	.CHL	OTH	Inversiones Suizo Chilena S.A.	Ownership	.99.999	Zurich Insurance Group Ltd.	12
										Zurich Insurance Company Ltd -				
		.00000					Zurich Investments Life S.p.A.	.ITA	OTH	Rappresentanza Generale per l	Ownership	.100.000	Zurich Insurance Group Ltd.	12
										Zurich Beteiligungs-Aktiengesellschaft				
		.00000					Zurich Kunden Center GmbH	.DEU	OTH	(Deutschland)	Ownership	.100.000	Zurich Insurance Group Ltd.	12
							Zurich JVCompany Servicios Mexico, S.A. DE C.V.							
		.00000					Zurich JVCompany Servicios Mexico, S.A. DE C.V.	.MEX	OTH	Zurich Vida, Compania de Seguros, S.A.	Ownership	.0.002	Zurich Insurance Group Ltd.	12
		.00000												
		.00000	26-0530367				Zurich Latin America Corporation	.FL	OTH	Zurich Santander Seguros Mexico, S.A.	Ownership	.99.998	Zurich Insurance Group Ltd.	12
		.00000					Zurich Latin America Holding S.L. -			The Zurich Services Corporation	Ownership	.100.000	Zurich Insurance Group Ltd.	12
		.00000					Sociedad Unipersonal	.ESP	OTH	Zurich Lebensversicherungs-Gesellschaft AG	Ownership	.100.000	Zurich Insurance Group Ltd.	12
		.00000					Zurich Latin American Services S.A.	.ARG	OTH	Inversiones Suizo-Argentina S.A.	Ownership	.6.320	Zurich Insurance Group Ltd.	12
		.00000					Zurich Latin American Services S.A.	.ARG	OTH	Zurich Versicherungs-Gesellschaft AG	Ownership	.93.680	Zurich Insurance Group Ltd.	12
		.00000					Zurich Lebensversicherungs-Gesellschaft AG	.CHE	OTH	Zurich Versicherungs-Gesellschaft AG	Ownership	.100.000	Zurich Insurance Group Ltd.	12
		.00000					Zurich Leisure Services Limited	.GBR	OTH	Allied Dunbar Assurance plc	Ownership	.100.000	Zurich Insurance Group Ltd.	12
		.00000					Zurich Life Assurance plc	.JRL	OTH	Zurich Holding Ireland Limited	Ownership	.100.000	Zurich Insurance Group Ltd.	12
										Zurich Lebensversicherungs-Gesellschaft				
		.00000					Zurich Life Insurance Company Ltd.,			AG	Ownership	.100.000	Zurich Insurance Group Ltd.	12
		.00000					Representative office Buenos Aires	.ARG	OTH		Ownership	.100.000	Zurich Insurance Group Ltd.	12
										Zurich Versicherungs-Gesellschaft AG				
		.00000					Zurich Life Insurance (Singapore) Pte Ltd	.SGP	OTH	Zurich Insurance Company South Africa	Ownership	.100.000	Zurich Insurance Group Ltd.	12
										Limited				
		.00000					Zurich Life SA Ltd	.ZAF	OTH		Ownership	.100.000	Zurich Insurance Group Ltd.	12
		.00000					Zurich Management Services Limited	.GBR	OTH	Zurich Holdings (UK) Limited	Ownership	.100.000	Zurich Insurance Group Ltd.	12
		.00000					Zurich Minas Brasil Seguros S.A.	.BRA	OTH	Zurich Versicherungs-Gesellschaft AG	Ownership	.100.000	Zurich Insurance Group Ltd.	12
		.00000					Zurich Pension Trustees Ireland Limited	.JRL	OTH	Zurich Insurance plc	Ownership	.50.000	Zurich Insurance Group Ltd.	12
		.00000					Zurich Pension Trustees Ireland Limited	.JRL	OTH	Zurich Trustee Services Limited	Ownership	.50.000	Zurich Insurance Group Ltd.	12
		.00000					Zurich Pension Trustees Limited	.GBR	OTH	Zurich Assurance Ltd	Ownership	.100.000	Zurich Insurance Group Ltd.	12
		.00000					Zurich Pensions Management Limited	.GBR	OTH	Allied Dunbar Assurance plc	Ownership	.100.000	Zurich Insurance Group Ltd.	12
										Zurich Lebensversicherungs-Gesellschaft				
		.00000					Zurich Pensionskassen-Beratung AG	.CHE	OTH	AG	Ownership	.100.000	Zurich Insurance Group Ltd.	12
		.00000					Zurich Professional Limited	.GBR	OTH	Zurich Holdings (UK) Limited	Ownership	.49.000	Zurich Insurance Group Ltd.	12
		.00000					Zurich Professional Limited	.GBR	OTH	Zurich Specialities London Limited	Ownership	.51.000	Zurich Insurance Group Ltd.	12
		.00000					Zurich Project Finance (UK) Limited	.GBR	OTH	Zürich Versicherungs-Gesellschaft AG	Ownership	.100.000	Zurich Insurance Group Ltd.	12
		.00000					Zurich Properties (Pty) Limited	.BWA	OTH	Zurich Insurance Company Botswana Ltd	Ownership	.100.000	Zurich Insurance Group Ltd.	12
		.00000					Zurich Properties Pty Limited	.AUS	OTH	Zurich Australia Limited	Ownership	.40.001	Zurich Insurance Group Ltd.	12
		.00000					Zurich Properties Pty Limited	.AUS	OTH	Zurich Australian Insurance Limited	Ownership	.59.999	Zurich Insurance Group Ltd.	12
		.00000					Zurich Property Services Malaysia Sdn Bhd	.MYS	OTH	Zurich Versicherungs-Gesellschaft AG	Ownership	.100.000	Zurich Insurance Group Ltd.	12
		.00000	30-0165071				Zurich Realty, Inc.	.MD	OTH	The Zurich Services Corporation	Ownership	.100.000	Zurich Insurance Group Ltd.	12
										Zurich Beteiligungs-Aktiengesellschaft				
		.00000					Zurich Rechtsschutz-Schadenservice GmbH	.DEU	OTH	(Deutschland)	Ownership	.100.000	Zurich Insurance Group Ltd.	12

**SCHEDULE Y**  
**PART 1A - DETAIL OF INSURANCE HOLDING COMPANY SYSTEM**

1	2	3	4	5	6	7	8	9	10	11	12	13	14	15
Group Code	Group Name	NAIC Company Code	ID Number	Federal RSSD	CIK	Name of Securities Exchange if Publicly Traded (U.S. or International)	Names of Parent, Subsidiaries Or Affiliates	Domi-ciliary Loca-tion	Relation-ship to Reporting Entity	Directly Controlled by (Name of Entity/Person)	Type of Control (Ownership, Board, Management, Attorney-in-Fact, Influence, Other)	If Control is Ownership Provide Percentage	Ultimate Controlling Entity(ies)/Person(s)	*
		.00000					Zurich Reliable Insurance Limited .....	.RUS	OTH	Zurich Insurance Company Ltd. ....	Ownership.....	.99.900	Zurich Insurance Group Ltd. ....	12
		.00000					Zurich Reliable Insurance Limited .....	.RUS	OTH	Zurich Interholding Limited .....	Ownership.....	.0.100	Zurich Insurance Group Ltd. ....	12
		.00000					Zurich Resseguradora Brasil S.A. ....	.BRA	OTH	Zurich Versicherungs-Gesellschaft AG .....	Ownership.....		Zurich Insurance Group Ltd. ....	12
										Zurich Lebensversicherungs-Gesellschaft AG .....				
		.00000					Zurich Resseguradora Brasil S.A. ....	.BRA	OTH	Zurich Insurance Company South Africa Limited .....	Ownership.....	.0.000	Zurich Insurance Group Ltd. ....	12
		.00000					Zurich Risk Financing SA Limited .....	.ZAF	OTH		Ownership.....	.99.990	Zurich Insurance Group Ltd. ....	12
							Zurich Risk Management Services (India) Private Limited .....	.IND	OTH	Zurich Asia Holdings Ltd. ....	Ownership.....	.1.000	Zurich Insurance Group Ltd. ....	12
		.00000					Zurich Risk Management Services (India) Private Limited .....	.IND	OTH	Zurich Versicherungs-Gesellschaft AG .....	Ownership.....	.99.000	Zurich Insurance Group Ltd. ....	12
		.00000					Zurich Risk Services Asia Pacific Sdn Bhd .....	.MYS	OTH	Zurich Management Services Limited .....	Ownership.....	.100.000	Zurich Insurance Group Ltd. ....	12
							Zurich Roadside Assistance Malaysia Sdn Bhd .....	.MYS	OTH	Zurich Versicherungs-Gesellschaft AG .....	Ownership.....	.100.000	Zurich Insurance Group Ltd. ....	12
		.00000					Zurich Ruckversicherungs-Gesellschaft AG .....	.CHE	OTH	Zurich Versicherungs-Gesellschaft AG .....	Ownership.....	.100.000	Zurich Insurance Group Ltd. ....	12
		.00000					Zurich Sacramento, Inc. ....	.CA	OTH	JFS/ZSF 1998, L.P. ....	Ownership.....	.100.000	Zurich Insurance Group Ltd. ....	12
							Zurich Santander Brasil Seguros e Previdência S.A. ....	.BRA	OTH	Zurich Santander Insurance America, S.L. ....	Ownership.....	.100.000	Zurich Insurance Group Ltd. ....	12
		.00000					Zurich Santander Brasil Seguros S.A. ....	.BRA	OTH	Zurich Santander Brasil Seguros e Previdência S.A. ....	Ownership.....	.100.000	Zurich Insurance Group Ltd. ....	12
										Zurich Santander Insurance America, S.L. ....				
		.00000					Zurich Santander Holding (Spain), S.L. ....	.ESP	OTH	Zurich Santander Insurance America, S.L. ....	Ownership.....	.100.000	Zurich Insurance Group Ltd. ....	12
							Zurich Santander Holding Dos (Spain), S.L. ....	.ESP	OTH		Ownership.....	.100.000	Zurich Insurance Group Ltd. ....	12
										Zurich Latin America Holding S.L. – Sociedad Unipersonal .....	Ownership.....	.51.000	Zurich Insurance Group Ltd. ....	12
		.00000					Zurich Santander Insurance America, S.L. ....	.ESP	OTH		Ownership.....			
		.00000					Zurich Santander Seguros de Vida Chile S.A. ....	.CHL	OTH	Inversiones ZS America Dos Limitada .....	Ownership.....	.99.782	Zurich Insurance Group Ltd. ....	12
							Zurich Santander Seguros de Vida Chile S.A. ....	.CHL	OTH	Inversiones ZS America SpA .....	Ownership.....	.0.218	Zurich Insurance Group Ltd. ....	12
		.00000					Zurich Santander Seguros Generales Chile S.A. ....	.CHL	OTH	Inversiones ZS America Dos Limitada .....	Ownership.....	.99.505	Zurich Insurance Group Ltd. ....	12
							Zurich Santander Seguros Generales Chile S.A. ....	.CHL	OTH		Ownership.....			
		.00000					Zurich Santander Seguros Mexico, S.A. ....	.MEX	OTH	Inversiones ZS America SpA .....	Ownership.....	.0.495	Zurich Insurance Group Ltd. ....	12
										Inversiones ZS America SpA .....	Ownership.....	.0.001	Zurich Insurance Group Ltd. ....	12
		.00000					Zurich Santander Seguros Mexico, S.A. ....	.MEX	OTH	Zurich Santander Insurance America, S.L. ....	Ownership.....	.99.999	Zurich Insurance Group Ltd. ....	12
		.00000					Zurich (Scotland) Limited Partnership .....	.GBR	OTH	Zurich General Partner (Scotland) Ltd .....	Ownership.....	.100.000	Zurich Insurance Group Ltd. ....	12
		.00000	AA-2990865				Zurich Seguros, S.A. ....	.VEN	OTH	Cursud N.V. ....	Ownership.....	.69.208	Zurich Insurance Group Ltd. ....	12
										Zurich Beteiligungs-Aktiengesellschaft (Deutschland) .....	Ownership.....	.100.000	Zurich Insurance Group Ltd. ....	12
		.00000					Zurich Service GmbH .....	.DEU	OTH	Zurich Versicherungs-Aktiengesellschaft .....	Ownership.....	.100.000	Zurich Insurance Group Ltd. ....	12
										Swiss Insurance Management (Hong Kong) Limited .....	Ownership.....			
		.00000					Zurich Services (Hong Kong) Limited .....	.HKG	OTH	Zurich Insurance Holdings (Hong Kong) Limited .....	Ownership.....	.0.003	Zurich Insurance Group Ltd. ....	12
		.00000					Zurich Services (Hong Kong) Limited .....	.HKG	OTH	AIDE Asistencia Seguros y Reaseguros, S.A. – Sociedad Uniper .....	Ownership.....	.99.997	Zurich Insurance Group Ltd. ....	12
		.00000					Zurich Services A.I.E. ....	.ESP	OTH	Bansabadell Pensiones, E.G.F.P. S.A. ....	Ownership.....	.0.000	Zurich Insurance Group Ltd. ....	12
		.00000					Zurich Services A.I.E. ....	.ESP	OTH	Bansabadell Seguros Generales, S.A. de Seguros y Reaseguros .....	Ownership.....	.0.000	Zurich Insurance Group Ltd. ....	12
		.00000					Zurich Services A.I.E. ....	.ESP	OTH		Ownership.....	.0.000	Zurich Insurance Group Ltd. ....	12

SCHEDULE Y

PART 1A - DETAIL OF INSURANCE HOLDING COMPANY SYSTEM

1	2	3	4	5	6	7	8	9	10	11	12	13	14	15
Group Code	Group Name	NAIC Company Code	ID Number	Federal RSSD	CIK	Name of Securities Exchange if Publicly Traded (U.S. or International)	Names of Parent, Subsidiaries Or Affiliates	Domi-ciliary Loca-tion	Relation-ship to Reporting Entity	Directly Controlled by (Name of Entity/Person)	Type of Control (Ownership, Board, Management, Attorney-in-Fact, Influence, Other)	If Control is Ownership Provide Percentage	Ultimate Controlling Entity(ies)/Person(s)	*
		..00000					Zurich Services A.I.E. ....	..ESP	..OTH	Bansabadell Vida S.A. de Seguros y Reaseguros	Ownership.....	...0.000	Zurich Insurance Group Ltd. ....	...12
		..00000					Zurich Services A.I.E. ....	..ESP	..OTH	CaixaSabadell Companyia d'Assegurances Generals, S.A. ....	Ownership.....	...0.000	Zurich Insurance Group Ltd. ....	...12
		..00000					Zurich Services A.I.E. ....	..ESP	..OTH	CAN Seguros Generales SA	Ownership.....	...0.000	Zurich Insurance Group Ltd. ....	...12
		..00000					Zurich Services A.I.E. ....	..ESP	..OTH	Zurich Insurance plc, Sucursal en Espana	Ownership.....	...97.184	Zurich Insurance Group Ltd. ....	...12
		..00000					Zurich Services A.I.E. ....	..ESP	..OTH	Zurich Vida, Compania de Seguros y Reaseguros, S.A. – Socied	Ownership.....	...2.816	Zurich Insurance Group Ltd. ....	...12
		..00000					Zurich Servicios de Mexico, S.A. de C.V. ....	..MEX	..OTH	Zurich Vida, Compania de Seguros, S.A. ....	Ownership.....	...90.000	Zurich Insurance Group Ltd. ....	...12
		..00000					Zurich Servicios de Mexico, S.A. de C.V. ....	..MEX	..OTH	Zurich, Compania de Seguros, S.A. ....	Ownership.....	...10.000	Zurich Insurance Group Ltd. ....	...12
		..00000					Zurich Shared Services Ireland Limited	..JRL	..OTH	Zurich Holding Ireland Limited	Ownership.....	...100.000	Zurich Insurance Group Ltd. ....	...12
		..00000					Zurich Shared Services S.A. ....	..CHL	..OTH	Inversiones Suizo Chilena S.A. ....	Ownership.....	...99.987	Zurich Insurance Group Ltd. ....	...12
		..00000					Zurich Shared Services S.A. ....	..CHL	..OTH	Zurich Investments Chile S.A. ....	Ownership.....	...0.013	Zurich Insurance Group Ltd. ....	...12
		..00000					Zurich Sigorta A.S. ....	..TUR	..OTH	Zurich Versicherungs-Gesellschaft AG	Ownership.....	...100.000	Zurich Insurance Group Ltd. ....	...12
		..00000					Zurich South America Invest AB	..SWE	..OTH	Zurich Versicherungs-Gesellschaft AG	Ownership.....	...100.000	Zurich Insurance Group Ltd. ....	...12
		..00000	AA-1120001				Zurich Specialties London Limited	..GBR	..OTH	Zurich Holdings (UK) Limited	Ownership.....	...100.000	Zurich Insurance Group Ltd. ....	...12
		..00000					Zurich Structured Finance, Inc. ....	..DE	..OTH	Centre Financial Services Holdings Limited	Ownership.....	...100.000	Zurich Insurance Group Ltd. ....	...12
		..00000					Zurich Technical and Consulting Services (Beijing) Co. Ltd. ....	..CHN	..OTH	Zurich Insurance Holdings (Hong Kong) Limited	Ownership.....	...100.000	Zurich Insurance Group Ltd. ....	...12
		..00000					Zurich Technology Malaysia Sdn Bhd	..MYS	..OTH	Zurich Technology Services Malaysia Sdn Bhd	Ownership.....	...100.000	Zurich Insurance Group Ltd. ....	...12
		..00000					Zurich Technology Services Malaysia Sdn Bhd	..MYS	..OTH	Zurich Versicherungs-Gesellschaft AG	Ownership.....	...100.000	Zurich Insurance Group Ltd. ....	...12
		..00000					Zurich Training and Development Services Limited	..GBR	..OTH	Allied Dunbar Assurance plc	Ownership.....	...100.000	Zurich Insurance Group Ltd. ....	...12
		..00000					Zurich Transitional Services Limited	..GBR	..OTH	Zurich Holdings (UK) Limited	Ownership.....	...100.000	Zurich Insurance Group Ltd. ....	...12
		..00000					Zurich Treasury Services Limited	..JRL	..OTH	Zurich Financial Services EUB Holdings Limited	Ownership.....	...100.000	Zurich Insurance Group Ltd. ....	...12
		..00000					Zurich Trust Limited	..JEY	..OTH	Zurich Financial Services (Isle of Man) Holdings Limited	Ownership.....	...100.000	Zurich Insurance Group Ltd. ....	...12
		..00000					Zurich Trustee Company (UK) Limited	..GBR	..OTH	Allied Dunbar Assurance plc	Ownership.....	...100.000	Zurich Insurance Group Ltd. ....	...12
		..00000					Zurich Trustee Services Limited	..JRL	..OTH	Zurich Life Assurance plc	Ownership.....	...100.000	Zurich Insurance Group Ltd. ....	...12
		..00000					Zurich UK General Employee Services Limited	..GBR	..OTH	Zurich UK General Services Limited	Ownership.....	...100.000	Zurich Insurance Group Ltd. ....	...12
		..00000					Zurich UK General Services Limited	..GBR	..OTH	Zurich Holdings (UK) Limited	Ownership.....	...100.000	Zurich Insurance Group Ltd. ....	...12
		..00000	AA-1220080				Zurich Versicherungs-Aktiengesellschaft	..AUT	..OTH	Zurich Versicherungs-Gesellschaft AG	Ownership.....	...99.981	Zurich Insurance Group Ltd. ....	...9
		..00000	AA-1460190				Zurich Versicherungs-Gesellschaft AG	..CHE	..OTH	Zurich Insurance Group Ltd.	Ownership.....	...100.000	Zurich Insurance Group Ltd. ....	...10
		..00000	AA-1340017				Zurich Vertriebs GmbH	..DEU	..OTH	Zurich Beteiligungs-Aktiengesellschaft (Deutschland)	Ownership.....	...100.000	Zurich Insurance Group Ltd. ....	...12
		..00000					Zurich Vida e Previdencia S.A. ....	..BRA	..OTH	Zurich Minas Brasil Seguros S.A.,	Ownership.....	...100.000	Zurich Insurance Group Ltd. ....	...12
		..00000	AA-1840022				Zurich Vida, Compania de Seguros y Reaseguros, S.A. – Socied	..ESP	..OTH	Zurich Lebensversicherungs-Gesellschaft AG	Ownership.....	...100.000	Zurich Insurance Group Ltd. ....	...12
		..00000	AA-2734111				Zurich Vida, Compania de Seguros, S.A. ....	..MEX	..OTH	Zurich Versicherungs-Gesellschaft AG	Ownership.....	...100.000	Zurich Insurance Group Ltd. ....	...12
		..00000	36-4453190				Zurich Warranty Solutions, Inc. ....	..IL	..OTH	American Zurich Insurance Company	Ownership.....	...100.000	Zurich Insurance Group Ltd. ....	...12
		..00000					Zurich Whiteley Investment Trust Limited	..GBR	..OTH	Zurich Insurance plc	Ownership.....	...100.000	Zurich Insurance Group Ltd. ....	...12
		..00000					Zurich Whiteley Trust Limited	..GBR	..OTH	Zurich Whiteley Investment Trust Limited	Ownership.....	...100.000	Zurich Insurance Group Ltd. ....	...12
		..00000					Zuritel S.p.A. ....	..ITA	..OTH	Zurich Insurance Company Ltd – Rappresentanza Generale per l	Ownership.....	...99.993	Zurich Insurance Group Ltd. ....	...12



## ANNUAL STATEMENT FOR THE YEAR 2014 OF THE Bristol West Insurance Company

## SCHEDULE Y

## PART 1A - DETAIL OF INSURANCE HOLDING COMPANY SYSTEM

[illegible]

Asterisk	Explanation
.....	Note 1: Farmers Insurance Exchange is a California interinsurance exchange owned by its policyholders. Its attorney-in-fact is Farmers Group, Inc, dba Farmers Underwriters Association, which is a subsidiary of Zurich Insurance Group Ltd. ....
.....	Note 2: Farmers Services, LLC provides services to Farmers Group, Inc, pursuant to a service agreement among its parent, ZFUS Services, LLC, and Farmers Group, Inc, Truck Underwriters Association and Fire Underwriters Association. ....
.....	Note 3: Farmers Group Inc, as attorney-in-fact for Farmers Insurance Exchange, provides management services to Farmers Texas County Mutual Insurance Company. ....
.....	Note 4: Fire Insurance Exchange is a California interinsurance exchange owned by its policyholders. Its attorney-in-fact is Fire Underwriters Association, which is a subsidiary of Zurich Insurance Group Ltd. ....
.....	Note 5: Foremost County Mutual Insurance Company is a Texas County mutual insurance company managed by Foremost Insurance Company Grand Rapids, Michigan. ....
.....	Note 6: Foremost Lloyds of Texas underwriters are officers and/or directors of Foremost Insurance Company Grand Rapids, Michigan. ....
.....	Note 7: Truck Insurance Exchange is a California interinsurance exchange owned by its policyholders. Its attorney-in-fact is Truck Underwriters Association, which is a subsidiary of Zurich Insurance Group Ltd. ....
.....	Note 8: Zurich Insurance Plc operates branches in the following countries: Italy (AA-1364106), Portugal (AA-1820001), Spain (AA-1840150), and United Kingdom (AA-1780059). ....
.....	Note 9: Zurich Versicherungs-Aktiengesellschaft operates a branch in Germany (AA-1340017) ....
.....	Note 10: Zurich Versicherungs-Gesellschaft AG also known as Zurich Insurance Company, Ltd operates branches in the following countries: Bermuda (AA-3190825), Canada (AA-1560999), Hong Kong (AA-5324112), Ireland (AA-1780042), Japan (AA-1584115), and Singapore (AA-5760036). It also operates a management entity Alpina International (AA-1460010) in Switzerland. ....
.....	Note 11: An affiliate entity is the attorney-in-fact of Farmers Insurance Exchange, Fire Insurance Exchange and Truck Insurance Exchange (collectively Exchanges). The reporting entity's relationship to the Exchanges, their subsidiaries, and the affiliates that they manage is classified as OTHER. ....
.....	Note 12: This company is a subsidiary of Zurich Insurance Group Ltd., and is an affiliate of Farmers Group, Inc. ....

SCHEDULE Y

PART 2 - SUMMARY OF INSURER'S TRANSACTIONS WITH ANY AFFILIATES

1	2	3	4	5	6	7	8	9	10	11	12	13
NAIC Company Code	ID Number	Names of Insurers and Parent, Subsidiaries or Affiliates	Shareholder Dividends	Capital Contributions	Purchases, Sales or Exchanges of Loans, Securities, Real Estate, Mortgage Loans or Other Investments	Income/ (Disbursements) Incurred in Connection with Guarantees or Undertakings for the Benefit of any Affiliate(s)	Management Agreements and Service Contracts	Income/ (Disbursements) Incurred Under Reinsurance Agreements	*	Any Other Material Activity Not in the Ordinary Course of the Insurer's Business	Totals	Reinsurance Recoverable/ (Payable) on Losses and/or Reserve Credit Taken/(Liability)
25232	22-3398993	21st Century Advantage Insurance Company										47,378,940
44245	13-3551577	21st Century Assurance Insurance Company										69,813,114
10184	22-3337475	21st Century Auto Insurance Company of New Jersey										(764,974)
36404	95-4136306	21st Century Casualty Company										13,756,193
34789	23-2044095	21st Century Centennial Insurance Company										493,961,222
43974	13-1967524	21st Century Indemnity Insurance Company										54,733,496
12963	95-2565072	21st Century Insurance Company										345,004,362
10245	86-0812982	21st Century Insurance Company of the Southwest										309,977
	95-1935264	21st Century Insurance Group	(13,152,620)								(13,152,620)	
36587	13-3801089	21st Century National Insurance Company										23,763,609
32220	13-3333609	21st Century North America Insurance Company										99,518,703
23795	02-0226203	21st Century Pacific Insurance Company										18,351,916
10710	13-3922232	21st Century Pinnacle Insurance Company										29,905,625
22225	95-2743473	21st Century Preferred Insurance Company										11,775,541
20796	22-1721971	21st Century Premier Insurance Company										48,145,597
23833	02-0227294	21st Century Security Insurance Company										9,070,502
43761	95-4232263	21st Century Superior Insurance Company										14,787,347
10805	13-3953213	American Pacific Insurance Company, Inc.										3,468,269
	59-2029544	Apex Adjustment Bureau, Inc.	(317,268)	(1,000)							(318,268)	
	65-0221990	Bayview Adjustment Bureau, Inc.	7,870								7,870	
11034	34-1893500	Bristol West Casualty Insurance Company										18,846,192
	13-3994449	Bristol West Holdings, Inc.	309,398	1,000							310,398	
19658	38-1865162	Bristol West Insurance Company										150,340,877
12774	86-1174452	Bristol West Preferred Insurance Company										54,159,468
10315	95-4528269	Civic Property & Casualty Company					(27,315,381)		*		(27,315,381)	(135,605,389)
25089	33-0246701	Coast National Insurance Company										332,243,813
10318	95-4528266	Exact Property & Casualty Company					(27,315,381)		*		(27,315,381)	(143,103,983)
21598	95-2626387	Farmers Insurance Company of Arizona										466,929,820
21601	95-2626385	Farmers Insurance Company of Idaho					(20,486,536)		*		(20,486,536)	(44,188,969)
21636	95-2655893	Farmers Insurance Company of Oregon					(191,207,667)		*		(191,207,667)	(825,295,043)
21644	95-2655894	Farmers Insurance Company of Washington					(54,630,762)		*		(54,630,762)	71,459,883
21628	48-0609012	Farmers Insurance Company, Inc.					(20,486,536)	(166,965,738)	*		(187,452,274)	599,646,741
21652	95-2575893	Farmers Insurance Exchange	10,522,096	(140,000,000)			(1,413,570,964)	102,172,667	*		(1,440,876,202)	(5,130,677,183)
28487	22-2640040	Farmers Insurance Hawaii, Inc.										42,049,385
36889	31-0956373	Farmers Insurance of Columbus Inc.					(27,315,381)		*		(27,315,381)	(56,755,316)
10806	36-4165395	Farmers New Century Insurance Company					(20,486,536)		*		(20,486,536)	(81,382,604)
43699	59-2326047	Farmers Specialty Insurance Company										10,228,285
24392	74-1067657	Farmers Texas County Mutual Insurance Company										996,998,373
	77-0530617	FFS Holdings, LLC					(51,685)				(51,685)	

SCHEDULE Y

PART 2 - SUMMARY OF INSURER'S TRANSACTIONS WITH ANY AFFILIATES

1	2	3	4	5	6	7	8	9	10	11	12	13
NAIC Company Code	ID Number	Names of Insurers and Parent, Subsidiaries or Affiliates	Shareholder Dividends	Capital Contributions	Purchases, Sales or Exchanges of Loans, Securities, Real Estate, Mortgage Loans or Other Investments	Income/ (Disbursements) Incurred in Connection with Guarantees or Undertakings for the Benefit of any Affiliate(s)	Management Agreements and Service Contracts	Income/ (Disbursements) Incurred Under Reinsurance Agreements	*	Any Other Material Activity Not in the Ordinary Course of the Insurer's Business	Totals	Reinsurance Recoverable/ (Payable) on Losses and/or Reserve Credit Taken/(Liability)
21660	95-6235715	Fire Insurance Exchange	1,315,262				(204,865,357)	308,123,361	*		104,573,266	27,445,880
29254	38-1721730	Foremost County Mutual Insurance Company										159,262,265
11185	38-1407533	Foremost Insurance Company Grand Rapids, MI						(159,967,974)			(159,967,974)	1,543,745,676
41688	75-1779175	Foremost Lloyds of Texas										167,972,855
11800	35-1604635	Foremost Property & Casualty Insurance Company										141,931,443
41513	38-2430150	Foremost Signature Insurance Company										157,555,799
21679	36-2661515	Illinois Farmers Insurance Company					(20,486,536)		*		(20,486,536)	420,924,563
21687	95-6016640	Mid Century Insurance Company					(437,046,095)		*		(437,046,095)	451,514,435
28673	74-2448744	Mid Century Insurance Company of Texas										1,881,951
10317	95-4528264	Neighborhood Spirit Property & Casualty Company					(27,315,381)		*		(27,315,381)	(130,991,752)
33120	65-0109120	Security National Insurance Company										165,709,440
21695	94-1663548	Texas Farmers Insurance Company					(27,315,381)	(83,362,316)	*		(110,677,697)	378,824,249
21709	95-2575892	Truck Insurance Exchange	1,315,262	(60,000,000)			(211,694,202)		*		(270,378,940)	690,230,604
		The following Zurich Insurance Group entities within NAIC Group Code 0212 have transactions with Farmers Insurance Group entities within NAIC Group Code 0069										
40142	36-3141762	American Zurich Insurance Company										4,605,118
19305	13-6081895	Assurance Company of America										125,188,686
	95-0725935	Farmers Group, Inc.	244,968,638				2,481,219,845				2,726,188,483	
63177	91-0335750	Farmers New World Life Insurance Company	(150,000,000)				(180,499,086)				(330,499,086)	535,131,973
10873	95-4650862	Farmers Reinsurance Company	(94,968,638)								(94,968,638)	(345,680,325)
	95-2670247	Fire Underwriters Association					232,727,046				232,727,046	
19356	52-0403120	Maryland Casualty Company										261,509,988
19372	13-5283360	Northern Insurance Company of New York										113,462,543
	95-2670330	Truck Underwriters Association					200,494,896				200,494,896	
70173	43-0824418	Universal Underwriters Life Insurance Company					(1,188,052)				(1,188,052)	
90557	36-3050975	Zurich America Life Insurance Company					(1,164,869)				(1,164,869)	
16535	36-4233459	Zurich American Insurance Company		200,000,000							200,000,000	(35,207)
	AA-1460190	Zurich Insurance Company, Ltd.										(2,479,063,973)
9999999	Control Totals								XXX			

ANNUAL STATEMENT FOR THE YEAR 2014 OF THE Bristol West Insurance Company

SUPPLEMENTAL EXHIBITS AND SCHEDULES INTERROGATORIES











The following supplemental reports are required to be filed as part of your statement filing unless specifically waived by the domiciliary state. However, in the event that your domiciliary state waives the filing requirement, your response of **WAIVED** to the specific interrogatory will be accepted in lieu of filing a "NONE" report and a bar code will be printed below. If the supplement is required of your company but is not being filed for whatever reason enter **SEE EXPLANATION** and provide an explanation following the interrogatory questions.

		Responses
MARCH FILING		
1.	Will an actuarial opinion be filed by March 1? .....	YES
2.	Will the Supplemental Compensation Exhibit be filed with the state of domicile by March 1? .....	YES
3.	Will the confidential Risk-based Capital Report be filed with the NAIC by March 1?.....	YES
4.	Will the confidential Risk-based Capital Report be filed with the state of domicile, if required by March 1?.....	YES
APRIL FILING		
5.	Will the Insurance Expense Exhibit be filed with the state of domicile and the NAIC by April 1? .....	YES
6.	Will Management's Discussion and Analysis be filed by April 1? .....	YES
7.	Will the Supplemental Investment Risk Interrogatories be filed by April 1? .....	YES
MAY FILING		
8.	Will this company be included in a combined annual statement which is filed with the NAIC by May 1? .....	YES
JUNE FILING		
9.	Will an audited financial report be filed by June 1? .....	YES
10.	Will Accountant's Letter of Qualifications be filed with the state of domicile and electronically with the NAIC by June 1? .....	YES
AUGUST FILING		
11.	Will Communication of Internal Control Related Matters Noted in Audit be filed with the state of domicile by August 1? .....	YES

The following supplemental reports are required to be filed as part of your annual statement filing. However, in the event that your company does not transact the type of business for which the special report must be filed, your response of **NO** to the specific interrogatory will be accepted in lieu of filing a "NONE" report and a bar code will be printed below. If the supplemental is required of your company but is not being filed for whatever reason enter **SEE EXPLANATION** and provide an explanation following the interrogatory questions.




MARCH FILING		
12.	Will Schedule SIS (Stockholder Information Supplement) be filed with the state of domicile by March 1? .....	NO
13.	Will the Financial Guaranty Insurance Exhibit be filed by March 1?.....	NO
14.	Will the Medicare Supplement Insurance Experience Exhibit be filed with the state of domicile and the NAIC by March 1?.....	NO
15.	Will Supplement A to Schedule T (Medical Professional Liability Supplement) be filed by March 1? .....	NO
16.	Will the Trusteed Surplus Statement be filed with the state of domicile and the NAIC by March 1? .....	NO
17.	Will the Premiums Attributed to Protected Cells Exhibit be filed by March 1? .....	NO
18.	Will the Reinsurance Summary Supplemental Filing for General Interrogatory 9 be filed with the state of domicile and the NAIC by March 1? .....	NO
19.	Will the Medicare Part D Coverage Supplement be filed with the state of domicile and the NAIC by March 1?.....	NO
20.	Will the confidential Actuarial Opinion Summary be filed with the state of domicile, if required, by March 15 (or the date otherwise specified)?.....	YES
21.	Will the Reinsurance Attestation Supplement be filed with the state of domicile and the NAIC by March 1? .....	YES
22.	Will the Exceptions to the Reinsurance Attestation Supplement be filed with the state of domicile by March 1? .....	NO
23.	Will the Bail Bond Supplement be filed with the state of domicile and the NAIC by March 1? .....	NO
24.	Will the Director and Officer Insurance Coverage Supplement be filed with the state of domicile and the NAIC by March 1? .....	NO
25.	Will an approval from the reporting entity's state of domicile for relief related to the five-year rotation requirement for lead audit partner be filed electronically with the NAIC by March 1? .....	NO
26.	Will an approval from the reporting entity's state of domicile for relief related to the one-year cooling off period for independent CPA be filed electronically with the NAIC by March 1? .....	NO
27.	Will an approval from the reporting entity's state of domicile for relief related to the Requirements for Audit Committees be filed electronically with the NAIC by March 1?.....	NO
APRIL FILING		
28.	Will the Credit Insurance Experience Exhibit be filed with the state of domicile and the NAIC by April 1? .....	NO
29.	Will the Long-term Care Experience Reporting Forms be filed with the state of domicile and the NAIC by April 1? .....	NO
30.	Will the Accident and Health Policy Experience Exhibit be filed by April 1? .....	NO
31.	Will the Supplemental Health Care Exhibit (Parts 1, 2 and 3) be filed with the state of domicile and the NAIC by April 1? .....	NO
32.	Will the regulator only (non-public) Supplemental Health Care Exhibit's Expense Allocation Report be filed with the state of domicile and the NAIC by April 1? .....	NO
AUGUST FILING		
33.	Will Management's Report of Internal Control Over Financial Reporting be filed with the state of domicile by August 1? .....	YES
Explanations:		
12.		
13.		
14.		
15.		
16.		
17.		
18.		
19.		
22.		
23.		
24.		
25.		
26.		
27.		
28.		
29.		
30.		
31.		
32.		

Bar Codes:

12.	SIS Stockholder Information Supplement [Document Identifier 420]	
13.	Financial Guaranty Insurance Exhibit [Document Identifier 240]	
14.	Medicare Supplement Insurance Experience Exhibit [Document Identifier 360]	
15.	Supplement A to Schedule T [Document Identifier 455]	
16.	Trusteed Surplus Statement [Document Identifier 490]	
17.	Premiums Attributed to Protected Cells [Document Identifier 385]	
18.	Reinsurance Summary Supplemental Filing [Document Identifier 401]	
19.	Medicare Part D Coverage Supplement [Document Identifier 365]	
22.	Exceptions to the Reinsurance Attestation Supplement [Document Identifier 400]	
23.	Bail Bond Supplement [Document Identifier 500]	

ANNUAL STATEMENT FOR THE YEAR 2014 OF THE Bristol West Insurance Company

SUPPLEMENTAL EXHIBITS AND SCHEDULES INTERROGATORIES

24.	Director and Officer Insurance Coverage Supplement [Document Identifier 505]	 <div>196582014505000000</div>
25.	Relief from the five-year rotation requirement for lead audit partner [Document Identifier 224]	 <div>196582014224000000</div>
26.	Relief from the one-year cooling off period for independent CPA [Document Identifier 225]	 <div>196582014225000000</div>
27.	Relief from the Requirements for Audit Committees [Document Identifier 226]	 <div>196582014226000000</div>
28.	Credit Insurance Experience Exhibit [Document Identifier 230]	 <div>196582014230000000</div>
29.	Long-Term Care Experience Reporting Forms [Document Identifier 306]	 <div>196582014306000000</div>
30.	Accident and Health Policy Experience Exhibit [Document Identifier 210]	 <div>196582014210000000</div>
31.	Supplemental Health Care Exhibit (Parts 1, 2 and 3) [Document Identifier 216]	 <div>196582014216000000</div>
32.	Supplemental Health Care Exhibit's Expense Allocation Report [Document Identifier 217]	 <div>196582014217000000</div>

NONE

ALPHABETICAL INDEX

ANNUAL STATEMENT BLANK

Assets .....	2
Cash Flow .....	5
Exhibit of Capital Gains (Losses) .....	12
Exhibit of Net Investment Income .....	12
Exhibit of Nonadmitted Assets .....	13
Exhibit of Premiums and Losses (State Page) .....	19
Five-Year Historical Data .....	17
General Interrogatories .....	15
Jurat Page .....	1
Liabilities, Surplus and Other Funds .....	3
Notes To Financial Statements .....	14
Overflow Page For Write-ins .....	100
Schedule A - Part 1 .....	E01
Schedule A - Part 2 .....	E02
Schedule A - Part 3 .....	E03
Schedule A - Verification Between Years .....	SI02
Schedule B - Part 1 .....	E04
Schedule B - Part 2 .....	E05
Schedule B - Part 3 .....	E06
Schedule B - Verification Between Years .....	SI02
Schedule BA - Part 1 .....	E07
Schedule BA - Part 2 .....	E08
Schedule BA - Part 3 .....	E09
Schedule BA - Verification Between Years .....	SI03
Schedule D - Part 1 .....	E10
Schedule D - Part 1A - Section 1 .....	SI05
Schedule D - Part 1A - Section 2 .....	SI08
Schedule D - Part 2 - Section 1 .....	E11
Schedule D - Part 2 - Section 2 .....	E12
Schedule D - Part 3 .....	E13
Schedule D - Part 4 .....	E14
Schedule D - Part 5 .....	E15
Schedule D - Part 6 - Section 1 .....	E16
Schedule D - Part 6 - Section 2 .....	E16
Schedule D - Summary By Country .....	SI04
Schedule D - Verification Between Years .....	SI03
Schedule DA - Part 1 .....	E17
Schedule DA - Verification Between Years .....	SI10
Schedule DB - Part A - Section 1 .....	E18
Schedule DB - Part A - Section 2 .....	E19
Schedule DB - Part A - Verification Between Years .....	SI11
Schedule DB - Part B - Section 1 .....	E20
Schedule DB - Part B - Section 2 .....	E21
Schedule DB - Part B - Verification Between Years .....	SI11
Schedule DB - Part C - Section 1 .....	SI12
Schedule DB - Part C - Section 2 .....	SI13
Schedule DB - Part D - Section 1 .....	E22
Schedule DB - Part D - Section 2 .....	E23
Schedule DB - Verification .....	SI14
Schedule DL - Part 1 .....	E24
Schedule DL - Part 2 .....	E25
Schedule E - Part 1 - Cash .....	E26
Schedule E - Part 2 - Cash Equivalents .....	E27
Schedule E - Part 3 - Special Deposits .....	E28
Schedule E - Verification Between Years .....	SI15
Schedule F - Part 1 .....	20
Schedule F - Part 2 .....	21
Schedule F - Part 3 .....	22
Schedule F - Part 4 .....	23
Schedule F - Part 5 .....	24
Schedule F - Part 6 - Section 1 .....	25
Schedule F - Part 6 - Section 2 .....	26
Schedule F - Part 7 .....	27
Schedule F - Part 8 .....	28
Schedule F - Part 9 .....	29

**ANNUAL STATEMENT BLANK (Continued)**

Schedule H - Accident and Health Exhibit - Part 1 .....	30
Schedule H - Part 2, Part 3 and 4 .....	31
Schedule H - Part 5 - Health Claims .....	32
Schedule P - Part 1 - Summary .....	33
Schedule P - Part 1A - Homeowners/Farmowners .....	35
Schedule P - Part 1B - Private Passenger Auto Liability/Medical .....	36
Schedule P - Part 1C - Commercial Auto/Truck Liability/Medical .....	37
Schedule P - Part 1D - Workers' Compensation (Excluding Excess Workers' Compensation) .....	38
Schedule P - Part 1E - Commercial Multiple Peril .....	39
Schedule P - Part 1F - Section 1 - Medical Professional Liability - Occurrence .....	40
Schedule P - Part 1F - Section 2 - Medical Professional Liability - Claims-Made .....	41
Schedule P - Part 1G - Special Liability (Ocean, Marine, Aircraft (All Perils), Boiler and Machinery) .....	42
Schedule P - Part 1H - Section 1 - Other Liability - Occurrence .....	43
Schedule P - Part 1H - Section 2 - Other Liability - Claims-Made .....	44
Schedule P - Part 1I - Special Property (Fire, Allied Lines, Inland Marine, Earthquake, Burglary & Theft) .....	45
Schedule P - Part 1J - Auto Physical Damage .....	46
Schedule P - Part 1K - Fidelity/Surety .....	47
Schedule P - Part 1L - Other (Including Credit, Accident and Health) .....	48
Schedule P - Part 1M - International .....	49
Schedule P - Part 1N - Reinsurance - Nonproportional Assumed Property .....	50
Schedule P - Part 1O - Reinsurance - Nonproportional Assumed Liability .....	51
Schedule P - Part 1P - Reinsurance - Nonproportional Assumed Financial Lines .....	52
Schedule P - Part 1R - Section 1 - Products Liability - Occurrence .....	53
Schedule P - Part 1R - Section 2 - Products Liability - Claims-Made .....	54
Schedule P - Part 1S - Financial Guaranty/Mortgage Guaranty .....	55
Schedule P - Part 1T - Warranty .....	56
Schedule P - Part 2, Part 3 and Part 4 - Summary .....	34
Schedule P - Part 2A - Homeowners/Farmowners .....	57
Schedule P - Part 2B - Private Passenger Auto Liability/Medical .....	57
Schedule P - Part 2C - Commercial Auto/Truck Liability/Medical .....	57
Schedule P - Part 2D - Workers' Compensation (Excluding Excess Workers' Compensation) .....	57
Schedule P - Part 2E - Commercial Multiple Peril .....	57
Schedule P - Part 2F - Section 1 - Medical Professional Liability - Occurrence .....	58
Schedule P - Part 2F - Section 2 - Medical Professional Liability - Claims-Made .....	58
Schedule P - Part 2G - Special Liability (Ocean Marine, Aircraft (All Perils), Boiler and Machinery) .....	58
Schedule P - Part 2H - Section 1 - Other Liability - Occurrence .....	58
Schedule P - Part 2H - Section 2 - Other Liability - Claims-Made .....	58
Schedule P - Part 2I - Special Property (Fire, Allied Lines, Inland Marine, Earthquake, Burglary, and Theft) .....	59
Schedule P - Part 2J - Auto Physical Damage .....	59
Schedule P - Part 2K - Fidelity, Surety .....	59
Schedule P - Part 2L - Other (Including Credit, Accident and Health) .....	59
Schedule P - Part 2M - International .....	59
Schedule P - Part 2N - Reinsurance - Nonproportional Assumed Property .....	60
Schedule P - Part 2O - Reinsurance - Nonproportional Assumed Liability .....	60
Schedule P - Part 2P - Reinsurance - Nonproportional Assumed Financial Lines .....	60
Schedule P - Part 2R - Section 1 - Products Liability - Occurrence .....	61
Schedule P - Part 2R - Section 2 - Products Liability - Claims-Made .....	61
Schedule P - Part 2S - Financial Guaranty/Mortgage Guaranty .....	61
Schedule P - Part 2T - Warranty .....	61
Schedule P - Part 3A - Homeowners/Farmowners .....	62
Schedule P - Part 3B - Private Passenger Auto Liability/Medical .....	62
Schedule P - Part 3C - Commercial Auto/Truck Liability/Medical .....	62
Schedule P - Part 3D - Workers' Compensation (Excluding Excess Workers' Compensation) .....	62
Schedule P - Part 3E - Commercial Multiple Peril .....	62
Schedule P - Part 3F - Section 1 - Medical Professional Liability - Occurrence .....	63
Schedule P - Part 3F - Section 2 - Medical Professional Liability - Claims-Made .....	63
Schedule P - Part 3G - Special Liability (Ocean Marine, Aircraft (All Perils), Boiler and Machinery) .....	63
Schedule P - Part 3H - Section 1 - Other Liability - Occurrence .....	63
Schedule P - Part 3H - Section 2 - Other Liability - Claims-Made .....	63
Schedule P - Part 3I - Special Property (Fire, Allied Lines, Inland Marine, Earthquake, Burglary, and Theft) .....	64
Schedule P - Part 3J - Auto Physical Damage .....	64
Schedule P - Part 3K - Fidelity/Surety .....	64
Schedule P - Part 3L - Other (Including Credit, Accident and Health) .....	64
Schedule P - Part 3M - International .....	64
Schedule P - Part 3N - Reinsurance - Nonproportional Assumed Property .....	65
Schedule P - Part 3O - Reinsurance - Nonproportional Assumed Liability .....	65
Schedule P - Part 3P - Reinsurance - Nonproportional Assumed Financial Lines .....	65
Schedule P - Part 3R - Section 1 - Products Liability - Occurrence .....	66
Schedule P - Part 3R - Section 2 - Products Liability - Claims-Made .....	66
Schedule P - Part 3S - Financial Guaranty/Mortgage Guaranty .....	66
Schedule P - Part 3T - Warranty .....	66



ANNUAL STATEMENT BLANK (Continued)

Schedule P - Part 4A - Homeowners/Farmowners .....	67
Schedule P - Part 4B - Private Passenger Auto Liability/Medical .....	67
Schedule P - Part 4C - Commercial Auto/Truck Liability/Medical .....	67
Schedule P - Part 4D - Workers' Compensation (Excluding Excess Workers' Compensation) .....	67
Schedule P - Part 4E - Commercial Multiple Peril .....	67
Schedule P - Part 4F - Section 1 - Medical Professional Liability - Occurrence .....	68
Schedule P - Part 4F - Section 2 - Medical Professional Liability - Claims-Made .....	68
Schedule P - Part 4G - Special Liability (Ocean Marine, Aircraft (All Perils), Boiler and Machinery) .....	68
Schedule P - Part 4H - Section 1 - Other Liability - Occurrence .....	68
Schedule P - Part 4H - Section 2 - Other Liability - Claims-Made .....	68
Schedule P - Part 4I - Special Property (Fire, Allied Lines, Inland Marine, Earthquake, Burglary and Theft) .....	69
Schedule P - Part 4J - Auto Physical Damage .....	69
Schedule P - Part 4K - Fidelity/Surety .....	69
Schedule P - Part 4L - Other (Including Credit, Accident and Health) .....	69
Schedule P - Part 4M - International .....	69
Schedule P - Part 4N - Reinsurance - Nonproportional Assumed Property .....	70
Schedule P - Part 4O - Reinsurance - Nonproportional Assumed Liability .....	70
Schedule P - Part 4P - Reinsurance - Nonproportional Assumed Financial Lines .....	70
Schedule P - Part 4R - Section 1 - Products Liability - Occurrence .....	71
Schedule P - Part 4R - Section 2 - Products Liability - Claims-Made .....	71
Schedule P - Part 4S - Financial Guaranty/Mortgage Guaranty .....	71
Schedule P - Part 4T - Warranty .....	71
Schedule P - Part 5A - Homeowners/Farmowners .....	72
Schedule P - Part 5B - Private Passenger Auto Liability/Medical .....	73
Schedule P - Part 5C - Commercial Auto/Truck Liability/Medical .....	74
Schedule P - Part 5D - Workers' Compensation (Excluding Excess Workers' Compensation) .....	75
Schedule P - Part 5E - Commercial Multiple Peril .....	76
Schedule P - Part 5F - Medical Professional Liability - Claims-Made .....	78
Schedule P - Part 5F - Medical Professional Liability - Occurrence .....	77
Schedule P - Part 5H - Other Liability - Claims-Made .....	80
Schedule P - Part 5H - Other Liability - Occurrence .....	79
Schedule P - Part 5R - Products Liability - Claims-Made .....	82
Schedule P - Part 5R - Products Liability - Occurrence .....	81
Schedule P - Part 5T - Warranty .....	83
Schedule P - Part 6C - Commercial Auto/Truck Liability/Medical .....	84
Schedule P - Part 6D - Workers' Compensation (Excluding Excess Workers' Compensation) .....	84
Schedule P - Part 6E - Commercial Multiple Peril .....	85
Schedule P - Part 6H - Other Liability - Claims-Made .....	86
Schedule P - Part 6H - Other Liability - Occurrence .....	85
Schedule P - Part 6M - International .....	86
Schedule P - Part 6N - Reinsurance - Nonproportional Assumed Property .....	87
Schedule P - Part 6O - Reinsurance - Nonproportional Assumed Liability .....	87
Schedule P - Part 6R - Products Liability - Claims-Made .....	88
Schedule P - Part 6R - Products Liability - Occurrence .....	88
Schedule P - Part 7A - Primary Loss Sensitive Contracts .....	89
Schedule P - Part 7B - Reinsurance Loss Sensitive Contracts .....	91
Schedule P Interrogatories .....	93
Schedule T - Exhibit of Premiums Written .....	94
Schedule T - Part 2 - Interstate Compact .....	95
Schedule Y - Information Concerning Activities of Insurer Members of a Holding Company Group .....	96
Schedule Y - Part 1A - Detail of Insurance Holding Company System .....	97
Schedule Y - Part 2 - Summary of Insurer's Transactions With Any Affiliates .....	98
Statement of Income .....	4
Summary Investment Schedule .....	SI01
Supplemental Exhibits and Schedules Interrogatories .....	99
Underwriting and Investment Exhibit Part 1 .....	6
Underwriting and Investment Exhibit Part 1A .....	7
Underwriting and Investment Exhibit Part 1B .....	8
Underwriting and Investment Exhibit Part 2 .....	9
Underwriting and Investment Exhibit Part 2A .....	10
Underwriting and Investment Exhibit Part 3 .....	11