



PROPERTY AND CASUALTY COMPANIES - ASSOCIATION EDITION

ANNUAL STATEMENT

FOR THE YEAR ENDED DECEMBER 31, 2014
OF THE CONDITION AND AFFAIRS OF THE

Nationwide Insurance Company of Florida

NAIC Group Code	0140 (Current)	0140 (Prior)	NAIC Company Code	10948	Employer's ID Number	31-1613686
Organized under the Laws of	Ohio			State of Domicile or Port of Entry	Ohio	
Country of Domicile	United States of America					
Incorporated/Organized	08/18/1998			Commenced Business	08/18/1998	
Statutory Home Office	One West Nationwide Blvd. (Street and Number)			Columbus , OH, US 43215-2220 (City or Town, State, Country and Zip Code)		
Main Administrative Office	1100 Locust Street (Street and Number)					
	Des Moines , IA, US 50391-1100 (City or Town, State, Country and Zip Code)			614-249-7111 (Area Code) (Telephone Number)		
Mail Address	One West Nationwide Blvd., 1-04-701 (Street and Number or P.O. Box)			Columbus , OH, US 43215-2220 (City or Town, State, Country and Zip Code)		
Primary Location of Books and Records	One West Nationwide Blvd., 1-04-701 (Street and Number)					
	Columbus , OH, US 43215-2220 (City or Town, State, Country and Zip Code)			614-249-1545 (Area Code) (Telephone Number)		
Internet Website Address	www.nationwide.com					
Statutory Statement Contact	Cheryl M. Dennis (Name)			614-249-1545 (Area Code) (Telephone Number)		
	FinRpt@nationwide.com (E-mail Address)			866-315-1430 (FAX Number)		

OFFICERS

President	Andrew Cyril James Dickinson #	VP & Treasurer	Wendell Paul Crosser
VP & Secretary	Robert William Horner III		

OTHER

Pamela Ann Biesecker	Sr VP-Head of Taxation	Jennifer Marie Hanley	Sr VP
----------------------	------------------------	-----------------------	-------

DIRECTORS OR TRUSTEES

Wesley Kim Austen	Thomas Edward Clark	Andrew Cyril James Dickinson #
Michael Patrick Leach #	Jeff Millard Rommel	

State of	Ohio	SS:
County of	Franklin	

The officers of this reporting entity being duly sworn, each depose and say that they are the described officers of said reporting entity, and that on the reporting period stated above, all of the herein described assets were the absolute property of the said reporting entity, free and clear from any liens or claims thereon, except as herein stated, and that this statement, together with related exhibits, schedules and explanations therein contained, annexed or referred to, is a full and true statement of all the assets and liabilities and of the condition and affairs of the said reporting entity as of the reporting period stated above, and of its income and deductions therefrom for the period ended, and have been completed in accordance with the NAIC Annual Statement Instructions and Accounting Practices and Procedures manual except to the extent that: (1) state law may differ; or, (2) that state rules or regulations require differences in reporting not related to accounting practices and procedures, according to the best of their information, knowledge and belief, respectively. Furthermore, the scope of this attestation by the described officers also includes the related corresponding electronic filing with the NAIC, when required, that is an exact copy (except for formatting differences due to electronic filing) of the enclosed statement. The electronic filing may be requested by various regulators in lieu of or in addition to the enclosed statement.

Andrew Cyril James Dickinson President	Robert William Horner III VP & Secretary	Wendell Paul Crosser VP & Treasurer
Subscribed and sworn to before me this		a. Is this an original filing?
day of February, 2015		b. If no,
		1. State the amendment number.....
		2. Date filed
		3. Number of pages attached.....



ANNUAL STATEMENT FOR THE YEAR 2014 OF THE NATIONWIDE INSURANCE COMPANY OF FLORIDA

EXHIBIT OF PREMIUMS AND LOSSES (Statutory Page 14)

NAIC Group Code 0140

BUSINESS IN THE STATE OF Florida

DURING THE YEAR 2014

NAIC Company Code 10948

Line of Business	Gross Premiums, Including Policy and Membership Fees, Less Return Premiums and Premiums on Policies not Taken		3 Dividends Paid or Credited to Policyholders on Direct Business	4 Direct Unearned Premium Reserves	5 Direct Losses Paid (deducting salvage)	6 Direct Losses Incurred	7 Direct Losses Unpaid	8 Direct Defense and Cost Containment Expense Paid	9 Direct Defense and Cost Containment Expense Incurred	10 Direct Defense and Cost Containment Expense Unpaid	11 Commissions and Brokerage Expenses	12 Taxes, Licenses and Fees
	1 Direct Premiums Written	2 Direct Premiums Earned										
1. Fire						(201)	(4)					
2.1 Allied lines					(2)	(2)	(6)	580	580			
2.2 Multiple peril crop												
2.3 Federal flood												
2.4. Private crop												
3. Farmowners multiple peril												
4. Homeowners multiple peril	46,343,084	47,565,403		22,977,616	20,251,707	16,535,927	15,622,471	1,213,435	474,270	2,503,409	5,089,545	472,246
5.1 Commercial multiple peril (non-liability portion)												
5.2 Commercial multiple peril (liability portion)												
6. Mortgage guaranty												
8. Ocean marine												
9. Inland marine	738,874	774,284		364,839	119,361	105,661	23,731	645	760	174	81,000	7,282
10. Financial guaranty												
11. Medical professional liability												
12. Earthquake	12,972	14,580		6,448		(30)	93		(78)	101	1,290	118
13. Group accident and health (b)												
14. Credit accident and health (group and individual)												
15.1 Collectively renewable accident and health (b)												
15.2 Non-cancelable accident and health(b)												
15.3 Guaranteed renewable accident and health(b)												
15.4 Non-renewable for stated reasons only (b)												
15.5 Other accident only												
15.6 Medicare Title XVIII exempt from state taxes or fees												
15.7 All other accident and health (b)												
15.8 Federal employees health benefits plan premium (b)												
16. Workers' compensation												
17.1 Other Liability - occurrence							(6)					
17.2 Other Liability - claims made												
17.3 Excess workers' compensation												
18. Products liability												
19.1 Private passenger auto no-fault (personal injury protection)												
19.2 Other private passenger auto liability												
19.3 Commercial auto no-fault (personal injury protection)												
19.4 Other commercial auto liability												
21.1 Private passenger auto physical damage												
21.2 Commercial auto physical damage												
22. Aircraft (all perils)												
23. Fidelity												
24. Surety												
26. Burglary and theft												
27. Boiler and machinery												
28. Credit												
30. Warranty												
34. Aggregate write-ins for other lines of business												
35. TOTALS (a)	47,094,930	48,354,267		23,348,903	20,371,066	16,641,354	15,646,278	1,214,660	475,533	2,503,683	5,171,835	479,646
DETAILS OF WRITE-INS												
3401.												
3402.												
3403.												
3498. Summary of remaining write-ins for Line 34 from overflow page												
3499. Totals (Lines 3401 thru 3403 plus 3498)(Line 34 above)												

(a) Finance and service charges not included in Lines 1 to 35 \$ 264,594

(b) For health business on indicated lines report: Number of persons insured under PPO managed care products and number of persons insured under indemnity only products .



ANNUAL STATEMENT FOR THE YEAR 2014 OF THE NATIONWIDE INSURANCE COMPANY OF FLORIDA

EXHIBIT OF PREMIUMS AND LOSSES (Statutory Page 14)

NAIC Group Code 0140 BUSINESS IN THE STATE OF Ohio DURING THE YEAR 2014 NAIC Company Code 10948

Line of Business		Gross Premiums, Including Policy and Membership Fees, Less Return Premiums and Premiums on Policies not Taken		3 Dividends Paid or Credited to Policyholders on Direct Business	4 Direct Unearned Premium Reserves	5 Direct Losses Paid (deducting salvage)	6 Direct Losses Incurred	7 Direct Losses Unpaid	8 Direct Defense and Cost Containment Expense Paid	9 Direct Defense and Cost Containment Expense Incurred	10 Direct Defense and Cost Containment Expense Unpaid	11 Commissions and Brokerage Expenses	12 Taxes, Licenses and Fees
		1 Direct Premiums Written	2 Direct Premiums Earned										
1.	Fire												
2.1	Allied lines												
2.2	Multiple peril crop												
2.3	Federal flood												
2.4	Private crop												
3.	Farmowners multiple peril												
4.	Homeowners multiple peril												2,437
5.1	Commercial multiple peril (non-liability portion)												
5.2	Commercial multiple peril (liability portion)												
6.	Mortgage guaranty												
8.	Ocean marine												
9.	Inland marine												
10.	Financial guaranty												
11.	Medical professional liability												
12.	Earthquake												
13.	Group accident and health (b)												
14.	Credit accident and health (group and individual)												
15.1	Collectively renewable accident and health (b)												
15.2	Non-cancelable accident and health(b)												
15.3	Guaranteed renewable accident and health(b)												
15.4	Non-renewable for stated reasons only (b)												
15.5	Other accident only												
15.6	Medicare Title XVIII exempt from state taxes or fees												
15.7	All other accident and health (b)												
15.8	Federal employees health benefits plan premium (b)												
16.	Workers' compensation												
17.1	Other Liability - occurrence												
17.2	Other Liability - claims made												
17.3	Excess workers' compensation												
18.	Products liability												
19.1	Private passenger auto no-fault (personal injury protection)												
19.2	Other private passenger auto liability												
19.3	Commercial auto no-fault (personal injury protection)												
19.4	Other commercial auto liability												
21.1	Private passenger auto physical damage												
21.2	Commercial auto physical damage												
22.	Aircraft (all perils)												
23.	Fidelity												
24.	Surety												
26.	Burglary and theft												
27.	Boiler and machinery												
28.	Credit												
30.	Warranty												
34.	Aggregate write-ins for other lines of business												
35.	TOTALS (a)												2,437
DETAILS OF WRITE-INS													
3401.												
3402.												
3403.												
3498.	Summary of remaining write-ins for Line 34 from overflow page												
3499.	Totals (Lines 3401 thru 3403 plus 3498)(Line 34 above)												

(a) Finance and service charges not included in Lines 1 to 35 \$ and number of persons insured under indemnity only products

(b) For health business on indicated lines report: Number of persons insured under PPO managed care products and number of persons insured under indemnity only products



ANNUAL STATEMENT FOR THE YEAR 2014 OF THE NATIONWIDE INSURANCE COMPANY OF FLORIDA

EXHIBIT OF PREMIUMS AND LOSSES (Statutory Page 14)

NAIC Group Code 0140 BUSINESS IN THE STATE OF Grand Total DURING THE YEAR 2014 NAIC Company Code 10948

Line of Business	Gross Premiums, Including Policy and Membership Fees, Less Return Premiums and Premiums on Policies not Taken		3 Dividends Paid or Credited to Policyholders on Direct Business	4 Direct Unearned Premium Reserves	5 Direct Losses Paid (deducting salvage)	6 Direct Losses Incurred	7 Direct Losses Unpaid	8 Direct Defense and Cost Containment Expense Paid	9 Direct Defense and Cost Containment Expense Incurred	10 Direct Defense and Cost Containment Expense Unpaid	11 Commissions and Brokerage Expenses	12 Taxes, Licenses and Fees
	1 Direct Premiums Written	2 Direct Premiums Earned										
1. Fire						(201)	(4)					
2.1 Allied lines					(2)	(2)	(6)	580	580			
2.2 Multiple peril crop												
2.3 Federal flood												
2.4. Private crop												
3. Farmowners multiple peril												
4. Homeowners multiple peril	46,343,084	47,565,403		22,977,616	20,251,707	16,535,927	15,622,471	1,213,435	474,270	2,503,409	5,089,545	474,683
5.1 Commercial multiple peril (non-liability portion)												
5.2 Commercial multiple peril (liability portion)												
6. Mortgage guaranty												
8. Ocean marine												
9. Inland marine	738,874	774,284		364,839	119,361	105,661	23,731	645	760	174	81,000	7,282
10. Financial guaranty												
11. Medical professional liability												
12. Earthquake	12,972	14,580		6,448		(30)	93		(78)	101	1,290	118
13. Group accident and health (b)												
14. Credit accident and health (group and individual)												
15.1 Collectively renewable accident and health (b)												
15.2 Non-cancelable accident and health(b)												
15.3 Guaranteed renewable accident and health(b)												
15.4 Non-renewable for stated reasons only (b)												
15.5 Other accident only												
15.6 Medicare Title XVIII exempt from state taxes or fees												
15.7 All other accident and health (b)												
15.8 Federal employees health benefits plan premium (b)												
16. Workers' compensation												
17.1 Other Liability - occurrence							(6)					
17.2 Other Liability - claims made												
17.3 Excess workers' compensation												
18. Products liability												
19.1 Private passenger auto no-fault (personal injury protection)												
19.2 Other private passenger auto liability												
19.3 Commercial auto no-fault (personal injury protection)												
19.4 Other commercial auto liability												
21.1 Private passenger auto physical damage												
21.2 Commercial auto physical damage												
22. Aircraft (all perils)												
23. Fidelity												
24. Surety												
26. Burglary and theft												
27. Boiler and machinery												
28. Credit												
30. Warranty												
34. Aggregate write-ins for other lines of business												
35. TOTALS (a)	47,094,930	48,354,267		23,348,903	20,371,066	16,641,354	15,646,278	1,214,660	475,533	2,503,683	5,171,835	482,083
DETAILS OF WRITE-INS												
3401.												
3402.												
3403.												
3498. Summary of remaining write-ins for Line 34 from overflow page												
3499. Totals (Lines 3401 thru 3403 plus 3498)(Line 34 above)												

(a) Finance and service charges not included in Lines 1 to 35 \$ 264,594
(b) For health business on indicated lines report: Number of persons insured under PPO managed care products and number of persons insured under indemnity only products

Schedule F - Part 1
N O N E

Schedule F - Part 2
N O N E

ANNUAL STATEMENT FOR THE YEAR 2014 OF THE NATIONWIDE INSURANCE COMPANY OF FLORIDA

SCHEDULE F - PART 3

Ceded Reinsurance as of December 31, Current Year (000 OMITTED)

1	2	3	4	5	6	Reinsurance Recoverable On									Reinsurance Payable		18	19
ID Number	NAIC Company Code	Name of Reinsurer	Domiciliary Jurisdiction	Reinsurance Contracts Ceding 75% or More of Direct Premiums Written	Reinsurance Premiums Ceded	7	8	9	10	11	12	13	14	15	16	17	Net Amount Recoverable From Reinsurers Cols. 15 - [16 + 17]	Funds Held By Company Under Reinsurance Treaties
31-4177100	23787	Nationwide Mutual Insurance Co.	OH		4,931							162		162			162	
0399999. Total Authorized - Affiliates - U.S. Non-Pool - Other					4,931							162		162			162	
0499999. Total Authorized - Affiliates - U.S. Non-Pool					4,931							162		162			162	
0799999. Total Authorized - Affiliates - Other (Non-U.S.)																		
0899999. Total Authorized - Affiliates					4,931							162		162			162	
22-2005057	26921	EVEREST REINSURANCE COMPANY	DE									1		1			1	
04-1543470	23043	LIBERTY MUTUAL INSURANCE COMPANY	MA									1		1			1	
25-0687550	19445	NATIONAL UNION FIRE INS CO OF PITTS	PA									1		1			1	
47-0698507	23680	ODYSSEY AMERICA REINSURANC CORPORATION	CT		25													
13-2997499	38776	SIRIUS AMERICA INSURANCE COMPANY	NY									1		1			1	
13-1675535	25364	SWISS REINSURANCE AMERICA CORPORATION	NY		332							7		7			7	
13-5616275	19453	TRANSATLANTIC REINSURANCE COMPANY	NY		113							3		3			3	
0999998. Total Authorized - Other U.S. Unaffiliated Insurers (Under \$100,000)																		
0999999. Total Authorized - Other U.S. Unaffiliated Insurers					470							14		14			14	
AA-9991310	00000	Florida Hurricane Catastrophe Fund	FL		2,757										(1,064)		1,064	
1099999. Total Authorized - Pools - Mandatory Pools					2,757										(1,064)		1,064	
AA-3194168	00000	ASPEN INSURANCE LIMITED	BMJ		39							1		1			1	
AA-1320035	00000	AXA REASSURANCES	ZZ									1		1			1	
AA-1128623	00000	BEAZLEY FURLONGE LIMITED-SYNDICATE #2623	GBR		8													
AA-1126623	00000	BEAZLEY FURLONGE LIMITED-SYNDICATE #623	GBR		2													
AA-1128987	00000	BRIT SYNDICATES LIMITED-SYNDICATE #2987	GBR		15													
AA-1128003	00000	CATLIN UNDERWRITING AGENCIES LIMITED-SYN	GBR		8							1		1			1	
AA-1127084	00000	CHAUCER SYNDICATE LIMITED-SYNDICATE #108	GBR		15													
AA-1126435	00000	FARADAY-SYNDICATE #435	GBR		17							7		7			7	
AA-1120071	00000	LLOYDS SYNDICATE #2007 NOVAE	GBR		5													
AA-1120071	00000	LLOYDS SYNDICATE #4020 ARK MGMT	GBR		6													
AA-1120085	00000	LLOYDS ANTARES AUL SYN #1274	GBR		4													
AA-1120075	00000	LLOYDS ARK SYN #3902	GBR		4													
AA-1120084	00000	LLOYDS BARBICAN MANAGING AGENCY LIMITED	GBR		3													
AA-1126004	00000	LLOYDS CNP SYNDICATE #4444	GBR		9													
AA-1126958	00000	LLOYDS SYNDICATE 958	GBR		7													
AA-1840000	00000	MAPFRE RE COMPANIA DE REASEGUROS SA	ESP		23							1		1			1	
AA-3194129	00000	MONTPELIER REINSURANCE LTD	BMJ		23							1		1			1	
AA-3190686	00000	PARTNER RE	BMJ		45							2		2			2	
AA-1127183	00000	TALBOT UNDERWRITING LIMITED-SYNDICATE #1	GBR		3													
1299998. Total Authorized - Other Non-U.S. Insurers (Under \$100,000)																		
1299999. Total Authorized - Other Non-U.S. Insurers					236							14		14			14	
1399999. Total Authorized					8,394							190		190	(1,064)		1,254	
1499999. Total Unauthorized - Affiliates - U.S. Intercompany Pooling																		
1799999. Total Unauthorized - Affiliates - U.S. Non-Pool																		
2099999. Total Unauthorized - Affiliates - Other (Non-U.S.)																		
2199999. Total Unauthorized - Affiliates																		
AA-3194126	00000	ARCH REINSURANCE LIMITED	BMJ									1		1			1	
AA-1464111	00000	GLACIER REINSURANCE AG	Switzerland									1		1			1	
2299998. Total Unauthorized - Other U.S. Unaffiliated Insurers (Under \$100,000)																		
2299999. Total Unauthorized - Other U.S. Unaffiliated Insurers												2		2			2	
2399999. Total Unauthorized - Pools - Mandatory Pools																		
AA-3190770	00000	ACE TEMPEST RE	BMJ		43							1		1			1	
AA-3194128	00000	ALLIED WORLD ASSURANCE COMPANY LTD	BMJ		10													
AA-3190829	00000	ALTERRA INSURANCE LTD	BMJ		26													
AA-3190873	00000	ARIEL RE	BMJ		15													

ANNUAL STATEMENT FOR THE YEAR 2014 OF THE NATIONWIDE INSURANCE COMPANY OF FLORIDA

SCHEDULE F - PART 3

Ceded Reinsurance as of December 31, Current Year (000 OMITTED)

1	2	3	4	5	6	Reinsurance Recoverable On									Reinsurance Payable		18	19
						7	8	9	10	11	12	13	14	15	16	17		
ID Number	NAIC Company Code	Name of Reinsurer	Domiciliary Jurisdiction	Reinsurance Contracts Ceding 75% or More of Direct Premiums Written	Reinsurance Premiums Ceded	Paid Losses	Paid LAE	Known Case Loss Reserves	Known Case LAE Reserves	IBNR Loss Reserves	IBNR LAE Reserves	Unearned Premiums	Contingent Commis-sions	Columns 7 thru 14 Totals	Ceded Balances Payable	Other Amounts Due to Reinsurers	Net Amount Recoverable From Reinsurers Cols. 15 - [16 + 17]	Funds Held By Company Under Reinsurance Treaties
AA-3770320	...00000	CAELUS RE LTD	CYL		777										(158)		158	
AA-3194161	...00000	CATLIN INSURANCE COMPANY LTD	BMU		14												1	
AA-3190060	...00000	HANNOVER RE (BERMUDA) LIMITED	BMU		25							1		1			1	
AA-3190875	...00000	HISCOX INSURANCE CO (BERMUDA) LIMITED	BMU		6													
AA-3194200	...00000	MS FRONTIER RE	BMU		17													
AA-1340165	...00000	MUENCHENER RUECKVERSICHERUNGS-GESELLSCHA	DEU									2		2			2	
AA-1464100	...00000	SCOR SWITZERLAND LTD	CHE		7													
AA-1440076	...00000	SIRIUS INTERNATIONAL INS. CORP.	SWE		45													
AA-1460023	...00000	Tokio Millennium Re AG	CHE		10													
AA-3190870	...00000	VALIDUS REINSURANCE LTD	BMU		32							1		1			1	
AA-3190757	...00000	XL RE LTD	BMU		69							1		1			1	
2599999. Total Unauthorized - Other Non-U.S. Insurers (Under \$100,000)																		
2599999. Total Unauthorized - Other Non-U.S. Insurers					1,096							7		7	(158)		165	
2699999. Total Unauthorized					1,096							9		9	(158)		167	
2799999. Total Certified - Affiliates - U.S. Intercompany Pooling																		
3099999. Total Certified - Affiliates - U.S. Non-Pool																		
3399999. Total Certified - Affiliates - Other (Non-U.S.)																		
3499999. Total Certified - Affiliates																		
3599999. Total Certified - Other U.S. Unaffiliated Insurers (Under \$100,000)																		
3599999. Total Certified - Other U.S. Unaffiliated Insurers																		
3899999. Total Certified - Other Non-U.S. Insurers (Under \$100,000)																		
3899999. Total Certified - Other Non-U.S. Insurers																		
3999999. Total Certified																		
4099999. Total Authorized, Unauthorized and Certified					9,490							199		199	(1,222)		1,421	
4199999. Total Protected Cells																		
9999999 Totals					9,490							199		199	(1,222)		1,421	

NOTE: A. Report the five largest provisional commission rates included in the cedant's reinsurance treaties.
The commission rate to be reported is by contract with ceded premium in excess of \$50,000:

1	2	3
Name of Reinsurer	Commission Rate	Ceded Premium
1.
2.
3.
4.
5.

B. Report the five largest reinsurance recoverables reported in Column 15, due from any one reinsurer (based on the total recoverables, Line 9999999, Column 15), the amount of ceded premium, and indicate whether the recoverables are due from an affiliated insurer.

1	2	3	4
Name of Reinsurer	Total Recoverables	Ceded Premiums	Affiliated
1. Nationwide Mutual Insurance Co.	162	4,931	Yes [X] No []
2. FARADAY-SYNDICATE #435	7	17	Yes [] No [X]
3. SWISS REINSURANCE AMERICA CORPORATION	7	332	Yes [] No [X]
4. TRANSATLANTIC REINSURANCE COMPANY	3	113	Yes [] No [X]
5. PARTNER RE	2	45	Yes [] No [X]

ANNUAL STATEMENT FOR THE YEAR 2014 OF THE NATIONWIDE INSURANCE COMPANY OF FLORIDA

SCHEDULE F - PART 4

Aging of Ceded Reinsurance as of December 31, Current Year (000 OMITTED)

[illegible]

ANNUAL STATEMENT FOR THE YEAR 2014 OF THE NATIONWIDE INSURANCE COMPANY OF FLORIDA

SCHEDULE F - PART 5

Provision for Unauthorized Reinsurance as of December 31, Current Year (000 OMITTED)

1	2	3	4	5	6	7	8	9	10	11	12	13	14	15	16	17	18
ID Number	NAIC Com- pany Code	Name of Reinsurer	Domi- ciliary Juris- diction	Reinsurance Recoverable all Items Schedule F Part 3, Col. 15	Funds Held By Company Under Reinsurance Treaties	Letters of Credit	Issuing or Confirming Bank Reference Number (a)	Ceded Balances Payable	Miscellaneous Balances Payable	Trust Funds and Other Allowed Offset Items	Total Collateral and Offsets Allowed (Cols. 6+7+9+10 +11 but not in Excess of Col. 5)	Provision for Unauthorized Reinsurance (Col. 5 Minus Col. 12)	Recoverable Paid Losses & LAE Expenses Over 90 Days past Due not in Dispute	20% of Amount in Col. 14	20% of Amount in Dispute Included in Column 5	Provision for Overdue Reinsurance (Col 15 plus Col. 16)	Total Provision for Reinsurance Ceded to Unauthorized Reinsurers (Col. 13 plus Col. 17 but not in Excess of Col. 5)
0499999. Total - U.S. Non-Pool							XXX										
0799999. Total - Other (Non-U.S.)							XXX										
0899999. Total - Affiliates							XXX										
AA-3194126	..00000	ARCH REINSURANCE LIMITED	BMU	1								1					1
AA-1464111	..00000	GLACIER REINSURANCE AG	Swi tzerla nd	1								1					1
0999999. Total Other U.S. Unaffiliated Insurers				2			XXX					2					2
AA-3190770	..00000	ACE TEMPEST RE	BMU	1								1					1
AA-3770320	..00000	CAELUS RE LTD	CYM					(158)			(158)	158					
AA-3194161	..00000	CATLIN INSURANCE COMPANY LTD	BMU	1								1					1
AA-3190060	..00000	HANNOVER RE (BERMUDA) LIMITED	BMU	1								1					1
AA-1340165	..00000	MUENCHENER RUECKVERSICHERUNGS-GESELLSCHA	DEU	2								2					2
AA-3190870	..00000	VALIDUS REINSURANCE LTD	BMU	1								1					1
AA-3190757	..00000	XL RE LTD	BMU	1								1					1
1299999. Total Other Non-U.S. Insurers				7			XXX	(158)			(158)	165					7
1399999. Total Affiliates and Others				9			XXX	(158)			(158)	167					9
1499999. Total Protected Cells							XXX										
9999999 Totals				9			XXX	(158)			(158)	167					9

1. Amounts in dispute totaling \$ are included in Column 5.
2. Amounts in dispute totaling \$ are excluded from Column 14.

(a)	Issuing or Confirming Bank Reference Number	Letters of Credit Code	American Bankers Association (ABA) Routing Number	Issuing or Confirming Bank Name	Letters of Credit Amount
				NONE	

Schedule F - Part 6 - Section 1 - Provision for Reinsurance Ceded to Certified Reinsurers

N O N E

Schedule F - Part 6 - Section 1 - Bank Footnote

N O N E

Schedule F - Part 6 - Section 2 - Provision for Overdue Reinsurance Ceded to Certified Reinsurers

N O N E

Schedule F - Part 7 - Provision for Overdue Authorized Reinsurance

N O N E

ANNUAL STATEMENT FOR THE YEAR 2014 OF THE NATIONWIDE INSURANCE COMPANY OF FLORIDA

SCHEDULE F - PART 8

Provision for Overdue Reinsurance as of December 31, Current Year

[illegible]

ANNUAL STATEMENT FOR THE YEAR 2014 OF THE NATIONWIDE INSURANCE COMPANY OF FLORIDA

SCHEDULE F - PART 9

Restatement of Balance Sheet to Identify Net Credit for Reinsurance

Restatement of Balance Sheet to Identify Net Credit for Reinsurance		1 As Reported (Net of Ceded)	2 Restatement Adjustments	3 Restated (Gross of Ceded)
ASSETS (Page 2, Col. 3)				
1.	Cash and invested assets (Line 12)	324,132,241		324,132,241
2.	Premiums and considerations (Line 15)	6,393,677		6,393,677
3.	Reinsurance recoverable on loss and loss adjustment expense payments (Line 16.1)			
4.	Funds held by or deposited with reinsured companies (Line 16.2)			
5.	Other assets	7,841,232		7,841,232
6.	Net amount recoverable from reinsurers		347,581	347,581
7.	Protected cell assets (Line 27)			
8.	Totals (Line 28)	338,367,150	347,581	338,714,731
LIABILITIES (Page 3)				
9.	Losses and loss adjustment expenses (Lines 1 through 3)	18,482,301		18,482,301
10.	Taxes, expenses, and other obligations (Lines 4 through 8)	5,832,472		5,832,472
11.	Unearned premiums (Line 9)	23,149,864	199,039	23,348,903
12.	Advance premiums (Line 10)	468,656		468,656
13.	Dividends declared and unpaid (Line 11.1 and 11.2)			
14.	Ceded reinsurance premiums payable (net of ceding commissions (Line 12)	(1,222,069)	157,542	(1,064,527)
15.	Funds held by company under reinsurance treaties (Line 13)			
16.	Amounts withheld or retained by company for account of others (Line 14)			
17.	Provision for reinsurance (Line 16)	9,000	(9,000)	
18.	Other liabilities	2,704,076		2,704,076
19.	Total liabilities excluding protected cell business (Line 26)	49,424,300	347,581	49,771,881
20.	Protected cell liabilities (Line 27)			
21.	Surplus as regards policyholders (Line 37)	288,942,850	XXX	288,942,850
22.	Totals (Line 38)	338,367,150	347,581	338,714,731

NOTE: Is the restatement of this exhibit the result of grossing up balances ceded to affiliates under 100 percent reinsurance or pooling arrangements? Yes [] No [X]

If yes, give full explanation: _____

Schedule H - Part 1

N O N E

Schedule H - Part 2 - Reserves and Liabilities

N O N E

Schedule H - Part 3 - Prior Year's Claim Reserves and Liabilities

N O N E

Schedule H - Part 4 - Reinsurance

N O N E

Schedule H - Part 5 - Health Claims

N O N E

ANNUAL STATEMENT FOR THE YEAR 2014 OF THE NATIONWIDE INSURANCE COMPANY OF FLORIDA

SCHEDULE P - PART 1A - HOMEOWNERS/FARMOWNERS

(\$000 OMITTED)

Years in Which Premiums Were Earned and Losses Were Incurred	Premiums Earned			Loss and Loss Expense Payments								12
	1 Direct and Assumed	2 Ceded	3 Net (1 - 2)	Loss Payments		Defense and Cost Containment Payments		Adjusting and Other Payments		10 Salvage and Subrogation Received	11 Total Net Paid Cols (4 - 5 + 6 - 7 + 8 - 9)	Number of Claims Reported Direct and Assumed
				4 Direct and Assumed	5 Ceded	6 Direct and Assumed	7 Ceded	8 Direct and Assumed	9 Ceded			
1. Prior.....	XXX	XXX	XXX	255		123		45		1	424	XXX
2. 2005.....	248,030	28,277	219,753	251,784	35,885	6,933	262	17,319	2,028	1,426	237,859	55,241
3. 2006.....	287,621	108,632	178,989	77,014		4,199		15,647		1,113	96,859	8,248
4. 2007.....	275,445	123,358	152,087	88,713		4,363		5,328		967	98,403	8,139
5. 2008.....	178,812	43,757	135,055	83,936		4,438		6,165		791	94,539	7,622
6. 2009.....	136,166	20,547	115,619	77,215		4,950		6,950		714	89,114	6,086
7. 2010.....	113,957	23,698	90,259	69,498		4,603		4,735		489	78,835	4,758
8. 2011.....	64,607	23,606	41,001	34,594		2,261		2,205		205	39,060	2,920
9. 2012.....	54,539	20,747	33,792	19,923		1,002		2,186		121	23,111	2,058
10. 2013.....	50,382	15,565	34,816	16,100		460		1,898		80	18,458	1,636
11. 2014.....	47,565	9,591	37,975	11,950		174		1,056		4	13,180	1,134
12. Totals	XXX	XXX	XXX	730,981	35,885	33,505	262	63,533	2,028	5,910	789,843	XXX

	Losses Unpaid				Defense and Cost Containment Unpaid				Adjusting and Other Unpaid		23	24	25
	Case Basis		Bulk + IBNR		Case Basis		Bulk + IBNR		Adjusting and Other Unpaid		Salvage and Subrogation Anticipated	Total Net Losses and Expenses Unpaid	Number of Claims Outstanding Direct and Assumed
	13	14	15	16	17	18	19	20	21	22			
	Direct and Assumed	Ceded	Direct and Assumed	Ceded	Direct and Assumed	Ceded	Direct and Assumed	Ceded	Direct and Assumed	Ceded			
1. Prior.....	2,058								35			2,094	5
2. 2005.....	192						23		10			226	5
3. 2006.....	574						50		18			642	2
4. 2007.....	452		53				76		32			614	5
5. 2008.....	244		157				134		16			551	2
6. 2009.....	597		211				253		16			1,077	3
7. 2010.....	852		587				416		9		14	1,865	
8. 2011.....	1,518		516				366		13		20	2,414	1
9. 2012.....	263		686				304		14		28	1,267	
10. 2013.....	306		1,408				341		24		27	2,078	1
11. 2014.....	1,862		3,084				539		145		39	5,630	
12. Totals	8,920		6,702				2,503		333		128	18,459	24

	Total Losses and Loss Expenses Incurred			Loss and Loss Expense Percentage (Incurred /Premiums Earned)			Nontabular Discount		34 Inter-Company Pooling Participation Percentage	Net Balance Sheet Reserves After Discount	
	26	27	28	29	30	31	32	33		35	36
	Direct and Assumed	Ceded	Net	Direct and Assumed	Ceded	Net	Loss	Loss Expense		Losses Unpaid	Loss Expenses Unpaid
1. Prior.....	XXX	XXX	XXX	XXX	XXX	XXX			XXX	2,058	35
2. 2005.....	276,261	38,175	238,085	111.4	135.0	108.3				192	33
3. 2006.....	97,502		97,502	33.9		54.5				574	68
4. 2007.....	99,017		99,017	35.9		65.1				505	108
5. 2008.....	95,090		95,090	53.2		70.4				401	150
6. 2009.....	90,191		90,191	66.2		78.0				808	269
7. 2010.....	80,700		80,700	70.8		89.4				1,440	426
8. 2011.....	41,474		41,474	64.2		101.2				2,034	379
9. 2012.....	24,378		24,378	44.7		72.1				949	318
10. 2013.....	20,536		20,536	40.8		59.0				1,714	364
11. 2014.....	18,810		18,810	39.5		49.5				4,946	685
12. Totals	XXX	XXX	XXX	XXX	XXX	XXX			XXX	15,622	2,837

Schedule P - Part 1B - Private Passenger Auto Liability/Medical

N O N E

Schedule P - Part 1C - Commercial Auto/Truck Liability/Medical

N O N E

Schedule P - Part 1D - Workers' Compensation (Excluding Excess Workers' Compensation)

N O N E

Schedule P - Part 1E - Commercial Multiple Peril

N O N E

Schedule P - Part 1F - Section 1 - Medical Professional Liability - Occurrence

N O N E

Schedule P - Part 1F - Section 2 - Medical Professional Liability - Claims-Made

N O N E

Schedule P - Part 1G - Special Liability (Ocean Marine, Aircraft (all perils), Boiler and Machinery)

N O N E

ANNUAL STATEMENT FOR THE YEAR 2014 OF THE NATIONWIDE INSURANCE COMPANY OF FLORIDA

SCHEDULE P - PART 1H - SECTION 1 - OTHER LIABILITY - OCCURRENCE

(\$000 OMITTED)

Years in Which Premiums Were Earned and Losses Were Incurred	Premiums Earned			Loss and Loss Expense Payments								12
	1 Direct and Assumed	2 Ceded	3 Net (1 - 2)	Loss Payments		Defense and Cost Containment Payments		Adjusting and Other Payments		10 Salvage and Subrogation Received	11 Total Net Paid Cols (4 - 5 + 6 - 7 + 8 - 9)	Number of Claims Reported Direct and Assumed
				4 Direct and Assumed	5 Ceded	6 Direct and Assumed	7 Ceded	8 Direct and Assumed	9 Ceded			
1. Prior.....	XXX	XXX	XXX									XXX
2. 2005.....				480		2		14			497	3
3. 2006.....				23				19			42	1
4. 2007.....	835		835	502		21		34		(1)	558	15
5. 2008.....	211		211	109				115			224	5
6. 2009.....	373		373	79		17		15			111	10
7. 2010.....	17		17					12			12	
8. 2011.....												
9. 2012.....								2			2	
10. 2013.....												
11. 2014.....												
12. Totals	XXX	XXX	XXX	1,193		41		213		(1)	1,446	XXX

	Losses Unpaid				Defense and Cost Containment Unpaid				Adjusting and Other Unpaid		23	24	25
	Case Basis		Bulk + IBNR		Case Basis		Bulk + IBNR						
	13	14	15	16	17	18	19	20	21	22			
	Direct and Assumed	Ceded	Direct and Assumed	Ceded	Direct and Assumed	Ceded	Direct and Assumed	Ceded	Direct and Assumed	Ceded			
1. Prior.....									3			3	
2. 2005.....													
3. 2006.....													
4. 2007.....													
5. 2008.....													
6. 2009.....													
7. 2010.....													
8. 2011.....													
9. 2012.....													
10. 2013.....													
11. 2014.....													
12. Totals									3			3	

	Total Losses and Loss Expenses Incurred			Loss and Loss Expense Percentage (Incurred /Premiums Earned)			Nontabular Discount		34 Inter-Company Pooling Participation Percentage	Net Balance Sheet Reserves After Discount	
	26 Direct and Assumed	27 Ceded	28 Net	29 Direct and Assumed	30 Ceded	31 Net	32 Loss	33 Loss Expense		35 Losses Unpaid	36 Loss Expenses Unpaid
1. Prior.....	XXX	XXX	XXX	XXX	XXX	XXX			XXX		3
2. 2005.....	497		497								
3. 2006.....	42		42								
4. 2007.....	558		558	66.8		66.8					
5. 2008.....	224		224	106.5		106.5					
6. 2009.....	111		111	29.7		29.7					
7. 2010.....	12		12	72.7		72.7					
8. 2011.....											
9. 2012.....	2		2								
10. 2013.....											
11. 2014.....											
12. Totals	XXX	XXX	XXX	XXX	XXX	XXX			XXX		3

ANNUAL STATEMENT FOR THE YEAR 2014 OF THE NATIONWIDE INSURANCE COMPANY OF FLORIDA

SCHEDULE P - PART 1H - SECTION 2 - OTHER LIABILITY - CLAIMS-MADE

(\$000 OMITTED)

Years in Which Premiums Were Earned and Losses Were Incurred	Premiums Earned			Loss and Loss Expense Payments								12 Number of Claims Reported Direct and Assumed
	1	2	3	Loss Payments		Defense and Cost Containment Payments		Adjusting and Other Payments		10	11	
	Direct and Assumed	Ceded	Net (1 - 2)	4	5	6	7	8	9	Salvage and Subrogation Received	Total Net Paid Cols (4 - 5 + 6 - 7 + 8 - 9)	
1. Prior.....	XXX	XXX	XXX									XXX
2. 2005.....												
3. 2006.....												
4. 2007.....												
5. 2008.....												
6. 2009.....												
7. 2010.....												
8. 2011.....												
9. 2012.....												
10. 2013.....												
11. 2014.....												
12. Totals	XXX	XXX	XXX									XXX

	Losses Unpaid				Defense and Cost Containment Unpaid				Adjusting and Other Unpaid		23	24	25
	Case Basis		Bulk + IBNR		Case Basis		Bulk + IBNR				Salvage and Subrogation Anticipated	Total Net Losses and Expenses Unpaid	Number of Claims Outstanding Direct and Assumed
	13	14	15	16	17	18	19	20	21	22			
	Direct and Assumed	Ceded	Direct and Assumed	Ceded	Direct and Assumed	Ceded	Direct and Assumed	Ceded	Direct and Assumed	Ceded			
1. Prior.....													
2. 2005.....													
3. 2006.....													
4. 2007.....													
5. 2008.....													
6. 2009.....													
7. 2010.....													
8. 2011.....													
9. 2012.....													
10. 2013.....													
11. 2014.....													
12. Totals													

	Total Losses and Loss Expenses Incurred			Loss and Loss Expense Percentage (Incurred /Premiums Earned)			Nontabular Discount		34	Net Balance Sheet Reserves After Discount	
	26	27	28	29	30	31	32	33	Inter-Company Pooling Participation Percentage	35	36
	Direct and Assumed	Ceded	Net	Direct and Assumed	Ceded	Net	Loss	Loss Expense		Losses Unpaid	Loss Expenses Unpaid
1. Prior.....	XXX	XXX	XXX	XXX	XXX	XXX			XXX		
2. 2005.....											
3. 2006.....											
4. 2007.....											
5. 2008.....											
6. 2009.....											
7. 2010.....											
8. 2011.....											
9. 2012.....											
10. 2013.....											
11. 2014.....											
12. Totals	XXX	XXX	XXX	XXX	XXX	XXX			XXX		

ANNUAL STATEMENT FOR THE YEAR 2014 OF THE NATIONWIDE INSURANCE COMPANY OF FLORIDA

SCHEDULE P - PART 11 - SPECIAL PROPERTY (FIRE, ALLIED LINES, INLAND MARINE, EARTHQUAKE, BURGLARY AND THEFT)

(\$000 OMITTED)

Years in Which Premiums Were Earned and Losses Were Incurred	Premiums Earned			Loss and Loss Expense Payments								12
	1 Direct and Assumed	2 Ceded	3 Net (1 - 2)	Loss Payments		Defense and Cost Containment Payments		Adjusting and Other Payments		10 Salvage and Subrogation Received	11 Total Net Paid Cols (4 - 5 + 6 - 7 + 8 - 9)	Number of Claims Reported Direct and Assumed
				4 Direct and Assumed	5 Ceded	6 Direct and Assumed	7 Ceded	8 Direct and Assumed	9 Ceded			
1. Prior.....	XXX	XXX	XXX	(6)		1				7	(5)	XXX
2. 2013.....	881	49	832	185		1		28		5	214	XXX
3. 2014.....	789	75	713	95				18			113	XXX
4. Totals.....	XXX	XXX	XXX	274		2		46		12	323	XXX

	Losses Unpaid				Defense and Cost Containment Unpaid				Adjusting and Other Unpaid		23	24	25
	Case Basis		Bulk + IBNR		Case Basis		Bulk + IBNR						
	13	14	15	16	17	18	19	20	21	22			
	Direct and Assumed	Ceded	Direct and Assumed	Ceded	Direct and Assumed	Ceded	Direct and Assumed	Ceded	Direct and Assumed	Ceded			
1. Prior									(5)			(5)	
2. 2013													
3. 2014	3		21						1			25	
4. Totals	3		21						(4)			20	

	Total Losses and Loss Expenses Incurred			Loss and Loss Expense Percentage (Incurred /Premiums Earned)			Nontabular Discount		34 Inter-Company Pooling Participation Percentage	Net Balance Sheet Reserves After Discount	
	26	27	28	29	30	31	32	33		35	36
	Direct and Assumed	Ceded	Net	Direct and Assumed	Ceded	Net	Loss	Loss Expense		Losses Unpaid	Loss Expenses Unpaid
1. Prior	XXX	XXX	XXX	XXX	XXX	XXX			XXX		(5)
2. 2013	214		214	24.3		25.8					
3. 2014	138		138	17.5		19.4				24	1
4. Totals	XXX	XXX	XXX	XXX	XXX	XXX			XXX	24	(4)

Schedule P - Part 1J - Auto Physical Damage

N O N E

Schedule P - Part 1K - Fidelity/Surety

N O N E

Schedule P - Part 1L - Other (Including Credit, Accident and Health)

N O N E

Schedule P - Part 1M - International

N O N E

Schedule P - Part 1N - Reinsurance - Nonproportional Assumed Property

N O N E

Schedule P - Part 1O - Reinsurance - Nonproportional Assumed Liability

N O N E

Schedule P - Part 1P - Reinsurance - Nonproportional Assumed Financial Lines

N O N E

Schedule P - Part 1R - Section 1 - Products Liability - Occurrence

N O N E

Schedule P - Part 1R - Section 2 - Products Liability - Claims-Made

N O N E

Schedule P - Part 1S - Financial Guaranty/Mortgage Guaranty

N O N E

Schedule P - Part 1T - Warranty

N O N E

ANNUAL STATEMENT FOR THE YEAR 2014 OF THE NATIONWIDE INSURANCE COMPANY OF FLORIDA

SCHEDULE P - PART 2A - HOMEOWNERS/FARMOWNERS

Years in Which Losses Were Incurred	INCURRED NET LOSSES AND DEFENSE AND COST CONTAINMENT EXPENSES REPORTED AT YEAR END (\$000 OMITTED)										DEVELOPMENT	
	1 2005	2 2006	3 2007	4 2008	5 2009	6 2010	7 2011	8 2012	9 2013	10 2014	11 One Year	12 Two Year
1. Prior.....	66,334	41,735	44,973	52,176	51,860	53,797	54,692	54,950	54,875	56,246	1,371	1,296
2. 2005.....	203,261	207,137	209,870	216,708	219,078	221,212	222,923	223,298	222,976	222,785	(191)	(513)
3. 2006.....	XXX	72,692	73,410	80,761	81,719	81,524	82,049	81,753	81,909	81,837	(72)	85
4. 2007.....	XXX	XXX	88,469	95,592	93,514	95,086	93,644	93,418	93,437	93,657	219	239
5. 2008.....	XXX	XXX	XXX	95,565	91,950	90,109	88,227	89,104	88,926	88,909	(17)	(195)
6. 2009.....	XXX	XXX	XXX	XXX	79,987	84,404	83,839	83,744	83,641	83,225	(416)	(519)
7. 2010.....	XXX	XXX	XXX	XXX	XXX	81,554	76,941	76,954	76,418	75,956	(462)	(998)
8. 2011.....	XXX	XXX	XXX	XXX	XXX	XXX	39,313	38,382	39,518	39,256	(262)	874
9. 2012.....	XXX	XXX	XXX	XXX	XXX	XXX	XXX	25,266	22,658	22,178	(480)	(3,087)
10. 2013.....	XXX	XXX	XXX	XXX	XXX	XXX	XXX	XXX	18,905	18,614	(291)	XXX
11. 2014.....	XXX	XXX	XXX	XXX	XXX	XXX	XXX	XXX	XXX	17,609	XXX	XXX
12. Totals											(599)	(2,818)

SCHEDULE P - PART 2B - PRIVATE PASSENGER AUTO LIABILITY/MEDICAL

1. Prior.....												
2. 2005.....												
3. 2006.....	XXX											
4. 2007.....	XXX	XXX										
5. 2008.....	XXX	XXX	XXX									
6. 2009.....	XXX	XXX	XXX	XXX								
7. 2010.....	XXX	XXX	XXX	XXX	XXX							
8. 2011.....	XXX	XXX	XXX	XXX	XXX	XXX						
9. 2012.....	XXX	XXX	XXX	XXX	XXX	XXX	XXX					
10. 2013.....	XXX	XXX	XXX	XXX	XXX	XXX	XXX	XXX				XXX
11. 2014.....	XXX	XXX	XXX	XXX	XXX	XXX	XXX	XXX	XXX		XXX	XXX
12. Totals												

SCHEDULE P - PART 2C - COMMERCIAL AUTO/TRUCK LIABILITY/MEDICAL

1. Prior.....												
2. 2005.....												
3. 2006.....	XXX											
4. 2007.....	XXX	XXX										
5. 2008.....	XXX	XXX	XXX									
6. 2009.....	XXX	XXX	XXX	XXX								
7. 2010.....	XXX	XXX	XXX	XXX	XXX							
8. 2011.....	XXX	XXX	XXX	XXX	XXX	XXX						
9. 2012.....	XXX	XXX	XXX	XXX	XXX	XXX	XXX					
10. 2013.....	XXX	XXX	XXX	XXX	XXX	XXX	XXX	XXX				XXX
11. 2014.....	XXX	XXX	XXX	XXX	XXX	XXX	XXX	XXX	XXX		XXX	XXX
12. Totals												

SCHEDULE P - PART 2D - WORKERS' COMPENSATION
(EXCLUDING EXCESS WORKERS' COMPENSATION)

1. Prior.....												
2. 2005.....												
3. 2006.....	XXX											
4. 2007.....	XXX	XXX										
5. 2008.....	XXX	XXX	XXX									
6. 2009.....	XXX	XXX	XXX	XXX								
7. 2010.....	XXX	XXX	XXX	XXX	XXX							
8. 2011.....	XXX	XXX	XXX	XXX	XXX	XXX						
9. 2012.....	XXX	XXX	XXX	XXX	XXX	XXX	XXX					
10. 2013.....	XXX	XXX	XXX	XXX	XXX	XXX	XXX	XXX				XXX
11. 2014.....	XXX	XXX	XXX	XXX	XXX	XXX	XXX	XXX	XXX		XXX	XXX
12. Totals												

SCHEDULE P - PART 2E - COMMERCIAL MULTIPLE PERIL

1. Prior.....												
2. 2005.....												
3. 2006.....	XXX											
4. 2007.....	XXX	XXX										
5. 2008.....	XXX	XXX	XXX									
6. 2009.....	XXX	XXX	XXX	XXX								
7. 2010.....	XXX	XXX	XXX	XXX	XXX							
8. 2011.....	XXX	XXX	XXX	XXX	XXX	XXX						
9. 2012.....	XXX	XXX	XXX	XXX	XXX	XXX	XXX					
10. 2013.....	XXX	XXX	XXX	XXX	XXX	XXX	XXX	XXX				XXX
11. 2014.....	XXX	XXX	XXX	XXX	XXX	XXX	XXX	XXX	XXX		XXX	XXX
12. Totals												

ANNUAL STATEMENT FOR THE YEAR 2014 OF THE NATIONWIDE INSURANCE COMPANY OF FLORIDA

SCHEDULE P - PART 2F - SECTION 1 - MEDICAL PROFESSIONAL LIABILITY - OCCURRENCE

Years in Which Losses Were Incurred	INCURRED NET LOSSES AND DEFENSE AND COST CONTAINMENT EXPENSES REPORTED AT YEAR END (\$000 OMITTED)										DEVELOPMENT	
	1 2005	2 2006	3 2007	4 2008	5 2009	6 2010	7 2011	8 2012	9 2013	10 2014	11 One Year	12 Two Year
1. Prior.....												
2. 2005.....												
3. 2006.....	XXX											
4. 2007.....	XXX	XXX										
5. 2008.....	XXX	XXX	XXX									
6. 2009.....	XXX	XXX	XXX	XXX								
7. 2010.....	XXX	XXX	XXX	XXX	XXX							
8. 2011.....	XXX	XXX	XXX	XXX	XXX	XXX						
9. 2012.....	XXX	XXX	XXX	XXX	XXX	XXX	XXX					
10. 2013.....	XXX	XXX	XXX	XXX	XXX	XXX	XXX	XXX				XXX
11. 2014.....	XXX	XXX	XXX	XXX	XXX	XXX	XXX	XXX	XXX		XXX	XXX
12. Totals												

SCHEDULE P - PART 2F - SECTION 2 - MEDICAL PROFESSIONAL LIABILITY - CLAIMS-MADE

1. Prior.....												
2. 2005.....												
3. 2006.....	XXX											
4. 2007.....	XXX	XXX										
5. 2008.....	XXX	XXX	XXX									
6. 2009.....	XXX	XXX	XXX	XXX								
7. 2010.....	XXX	XXX	XXX	XXX	XXX							
8. 2011.....	XXX	XXX	XXX	XXX	XXX	XXX						
9. 2012.....	XXX	XXX	XXX	XXX	XXX	XXX	XXX					
10. 2013.....	XXX	XXX	XXX	XXX	XXX	XXX	XXX	XXX				XXX
11. 2014.....	XXX	XXX	XXX	XXX	XXX	XXX	XXX	XXX	XXX		XXX	XXX
12. Totals												

SCHEDULE P - PART 2G - SPECIAL LIABILITY (OCEAN MARINE, AIRCRAFT (ALL PERILS), BOILER AND MACHINERY)

1. Prior.....												
2. 2005.....												
3. 2006.....	XXX											
4. 2007.....	XXX	XXX										
5. 2008.....	XXX	XXX	XXX									
6. 2009.....	XXX	XXX	XXX	XXX								
7. 2010.....	XXX	XXX	XXX	XXX	XXX							
8. 2011.....	XXX	XXX	XXX	XXX	XXX	XXX						
9. 2012.....	XXX	XXX	XXX	XXX	XXX	XXX	XXX					
10. 2013.....	XXX	XXX	XXX	XXX	XXX	XXX	XXX	XXX				XXX
11. 2014.....	XXX	XXX	XXX	XXX	XXX	XXX	XXX	XXX	XXX		XXX	XXX
12. Totals												

SCHEDULE P - PART 2H - SECTION 1 - OTHER LIABILITY - OCCURRENCE

1. Prior.....			443	615	615	16	16	16	16	16		
2. 2005.....			88	483	482	482	482	482	482	482		
3. 2006.....	XXX		155	25	23	23	23	23	23	23		
4. 2007.....	XXX	XXX	140	521	523	525	523	523	523	523		
5. 2008.....	XXX	XXX	XXX	21	110	110	109	109	109	109		
6. 2009.....	XXX	XXX	XXX	XXX	35	80	90	96	96	96		
7. 2010.....	XXX	XXX	XXX	XXX	XXX	1						
8. 2011.....	XXX	XXX	XXX	XXX	XXX	XXX						
9. 2012.....	XXX	XXX	XXX	XXX	XXX	XXX	XXX					
10. 2013.....	XXX	XXX	XXX	XXX	XXX	XXX	XXX	XXX				XXX
11. 2014.....	XXX	XXX	XXX	XXX	XXX	XXX	XXX	XXX	XXX		XXX	XXX
12. Totals												

SCHEDULE P - PART 2H - SECTION 2 - OTHER LIABILITY - CLAIMS-MADE

1. Prior.....												
2. 2005.....												
3. 2006.....	XXX											
4. 2007.....	XXX	XXX										
5. 2008.....	XXX	XXX	XXX									
6. 2009.....	XXX	XXX	XXX	XXX								
7. 2010.....	XXX	XXX	XXX	XXX	XXX							
8. 2011.....	XXX	XXX	XXX	XXX	XXX	XXX						
9. 2012.....	XXX	XXX	XXX	XXX	XXX	XXX	XXX					
10. 2013.....	XXX	XXX	XXX	XXX	XXX	XXX	XXX	XXX				XXX
11. 2014.....	XXX	XXX	XXX	XXX	XXX	XXX	XXX	XXX	XXX		XXX	XXX
12. Totals												

ANNUAL STATEMENT FOR THE YEAR 2014 OF THE NATIONWIDE INSURANCE COMPANY OF FLORIDA

SCHEDULE P - PART 2I - SPECIAL PROPERTY (FIRE, ALLIED LINES, INLAND MARINE, EARTHQUAKE, BURGLARY, AND THEFT)

Years in Which Losses Were Incurred	INCURRED NET LOSSES AND DEFENSE AND COST CONTAINMENT EXPENSES REPORTED AT YEAR END (\$000 OMITTED)										DEVELOPMENT	
	1 2005	2 2006	3 2007	4 2008	5 2009	6 2010	7 2011	8 2012	9 2013	10 2014	11 One Year	12 Two Year
1. Prior.....	XXX	XXX	XXX	XXX	XXX	XXX	XXX	40	26	20	(5)	(19)
2. 2013.....	XXX	XXX	XXX	XXX	XXX	XXX	XXX	XXX	193	186	(7)	XXX
3. 2014.....	XXX	XXX	XXX	XXX	XXX	XXX	XXX	XXX	XXX	119	XXX	XXX
4. Totals											(12)	(19)

SCHEDULE P - PART 2J - AUTO PHYSICAL DAMAGE

1. Prior.....	XXX	XXX	XXX	XXX	XXX	XXX	XXX					
2. 2013.....	XXX	XXX	XXX	XXX	XXX	XXX	XXX	XXX				XXX
3. 2014.....	XXX	XXX	XXX	XXX	XXX	XXX	XXX	XXX	XXX		XXX	XXX
4. Totals												

SCHEDULE P - PART 2K - FIDELITY/SURETY

1. Prior.....	XXX	XXX	XXX	XXX	XXX	XXX	XXX					
2. 2013.....	XXX	XXX	XXX	XXX	XXX	XXX	XXX	XXX				XXX
3. 2014.....	XXX	XXX	XXX	XXX	XXX	XXX	XXX	XXX	XXX		XXX	XXX
4. Totals												

SCHEDULE P - PART 2L - OTHER (INCLUDING CREDIT, ACCIDENT AND HEALTH)

1. Prior.....	XXX	XXX	XXX	XXX	XXX	XXX	XXX					
2. 2013.....	XXX	XXX	XXX	XXX	XXX	XXX	XXX	XXX				XXX
3. 2014.....	XXX	XXX	XXX	XXX	XXX	XXX	XXX	XXX	XXX		XXX	XXX
4. Totals												

SCHEDULE P - PART 2M - INTERNATIONAL

1. Prior.....												
2. 2005.....												
3. 2006.....	XXX											
4. 2007.....	XXX	XXX										
5. 2008.....	XXX	XXX	XXX									
6. 2009.....	XXX	XXX	XXX	XXX								
7. 2010.....	XXX	XXX	XXX	XXX	XXX							
8. 2011.....	XXX	XXX	XXX	XXX	XXX	XXX						
9. 2012.....	XXX	XXX	XXX	XXX	XXX	XXX	XXX					
10. 2013.....	XXX	XXX	XXX	XXX	XXX	XXX	XXX	XXX				XXX
11. 2014.....	XXX	XXX	XXX	XXX	XXX	XXX	XXX	XXX	XXX		XXX	XXX
12. Totals												

Schedule P - Part 2N - Reinsurance - Nonproportional Assumed Property

N O N E

Schedule P - Part 2O - Reinsurance - Nonproportional Assumed Liability

N O N E

Schedule P - Part 2P - Reinsurance - Nonproportional Assumed Financial Lines

N O N E

Schedule P - Part 2R - Section 1 - Products Liability - Occurrence

N O N E

Schedule P - Part 2R - Section 2 - Products Liability - Claims-Made

N O N E

Schedule P - Part 2S - Financial Guaranty/Mortgage Guaranty

N O N E

Schedule P - Part 2T - Warranty

N O N E

ANNUAL STATEMENT FOR THE YEAR 2014 OF THE NATIONWIDE INSURANCE COMPANY OF FLORIDA

SCHEDULE P - PART 3A - HOMEOWNERS/FARMOWNERS

Years in Which Losses Were Incurred	CUMULATIVE PAID NET LOSSES AND DEFENSE AND COST CONTAINMENT EXPENSES REPORTED AT YEAR END (\$000 OMITTED)										11 Number of Claims Closed With Loss Payment	12 Number of Claims Closed Without Loss Payment
	1	2	3	4	5	6	7	8	9	10		
	2005	2006	2007	2008	2009	2010	2011	2012	2013	2014		
1. Prior.....	.000	.23, 128	.35, 281	.41, 626	.45, 209	.51, 471	.53, 125	.53, 346	.53, 809	.54, 188	6, 048
2. 2005.....	137, 828	193, 177	202, 912	210, 022	214, 564	219, 549	220, 771	222, 197	222, 359	222, 569	52, 031	3, 205
3. 2006.....	XXX	35, 868	60, 863	69, 892	75, 714	77, 959	80, 288	80, 641	80, 935	81, 213	6, 445	1, 801
4. 2007.....	XXX	XXX	48, 344	77, 822	83, 542	87, 391	90, 331	92, 022	92, 620	93, 075	6, 547	1, 587
5. 2008.....	XXX	XXX	XXX	49, 642	73, 990	80, 838	82, 920	86, 852	88, 197	88, 374	6, 208	1, 412
6. 2009.....	XXX	XXX	XXX	XXX	42, 148	66, 007	73, 889	78, 573	80, 748	82, 164	4, 793	1, 290
7. 2010.....	XXX	XXX	XXX	XXX	XXX	40, 290	62, 865	69, 097	73, 585	74, 100	3, 430	1, 328
8. 2011.....	XXX	XXX	XXX	XXX	XXX	XXX	22, 332	32, 339	35, 479	36, 856	2, 114	805
9. 2012.....	XXX	XXX	XXX	XXX	XXX	XXX	XXX	15, 671	20, 080	20, 925	1, 594	464
10. 2013.....	XXX	XXX	XXX	XXX	XXX	XXX	XXX	XXX	12, 872	16, 560	1, 324	311
11. 2014.....	XXX	XXX	XXX	XXX	XXX	XXX	XXX	XXX	XXX	12, 124	929	205

SCHEDULE P - PART 3B - PRIVATE PASSENGER AUTO LIABILITY/MEDICAL

1. Prior.....	.000											
2. 2005.....												
3. 2006.....	XXX											
4. 2007.....	XXX	XXX										
5. 2008.....	XXX	XXX	XXX									
6. 2009.....	XXX	XXX	XXX	XXX								
7. 2010.....	XXX	XXX	XXX	XXX	XXX							
8. 2011.....	XXX	XXX	XXX	XXX	XXX	XXX						
9. 2012.....	XXX	XXX	XXX	XXX	XXX	XXX	XXX					
10. 2013.....	XXX	XXX	XXX	XXX	XXX	XXX	XXX	XXX				
11. 2014.....	XXX	XXX	XXX	XXX	XXX	XXX	XXX	XXX	XXX			

SCHEDULE P - PART 3C - COMMERCIAL AUTO/TRUCK LIABILITY/MEDICAL

1. Prior.....	.000											
2. 2005.....												
3. 2006.....	XXX											
4. 2007.....	XXX	XXX										
5. 2008.....	XXX	XXX	XXX									
6. 2009.....	XXX	XXX	XXX	XXX								
7. 2010.....	XXX	XXX	XXX	XXX	XXX							
8. 2011.....	XXX	XXX	XXX	XXX	XXX	XXX						
9. 2012.....	XXX	XXX	XXX	XXX	XXX	XXX	XXX					
10. 2013.....	XXX	XXX	XXX	XXX	XXX	XXX	XXX	XXX				
11. 2014.....	XXX	XXX	XXX	XXX	XXX	XXX	XXX	XXX	XXX	XXX		

SCHEDULE P - PART 3D - WORKERS' COMPENSATION
(EXCLUDING EXCESS WORKERS' COMPENSATION)

1. Prior.....	.000											
2. 2005.....												
3. 2006.....	XXX											
4. 2007.....	XXX	XXX										
5. 2008.....	XXX	XXX	XXX									
6. 2009.....	XXX	XXX	XXX	XXX								
7. 2010.....	XXX	XXX	XXX	XXX	XXX							
8. 2011.....	XXX	XXX	XXX	XXX	XXX	XXX						
9. 2012.....	XXX	XXX	XXX	XXX	XXX	XXX	XXX					
10. 2013.....	XXX	XXX	XXX	XXX	XXX	XXX	XXX	XXX				
11. 2014.....	XXX	XXX	XXX	XXX	XXX	XXX	XXX	XXX	XXX	XXX		

SCHEDULE P - PART 3E - COMMERCIAL MULTIPLE PERIL

1. Prior.....	.000											
2. 2005.....												
3. 2006.....	XXX											
4. 2007.....	XXX	XXX										
5. 2008.....	XXX	XXX	XXX									
6. 2009.....	XXX	XXX	XXX	XXX								
7. 2010.....	XXX	XXX	XXX	XXX	XXX							
8. 2011.....	XXX	XXX	XXX	XXX	XXX	XXX						
9. 2012.....	XXX	XXX	XXX	XXX	XXX	XXX	XXX					
10. 2013.....	XXX	XXX	XXX	XXX	XXX	XXX	XXX	XXX				
11. 2014.....	XXX	XXX	XXX	XXX	XXX	XXX	XXX	XXX	XXX	XXX		

ANNUAL STATEMENT FOR THE YEAR 2014 OF THE NATIONWIDE INSURANCE COMPANY OF FLORIDA

SCHEDULE P - PART 3F - SECTION 1 - MEDICAL PROFESSIONAL LIABILITY - OCCURRENCE

Years in Which Losses Were Incurred	CUMULATIVE PAID NET LOSSES AND DEFENSE AND COST CONTAINMENT EXPENSES REPORTED AT YEAR END (\$000 OMITTED)										11 Number of Claims Closed With Loss Payment	12 Number of Claims Closed Without Loss Payment
	1	2	3	4	5	6	7	8	9	10		
	2005	2006	2007	2008	2009	2010	2011	2012	2013	2014		
1. Prior.....	.000											
2. 2005.....												
3. 2006.....	XXX											
4. 2007.....	XXX	XXX										
5. 2008.....	XXX	XXX	XXX									
6. 2009.....	XXX	XXX	XXX	XXX								
7. 2010.....	XXX	XXX	XXX	XXX	XXX							
8. 2011.....	XXX	XXX	XXX	XXX	XXX	XXX						
9. 2012.....	XXX	XXX	XXX	XXX	XXX	XXX	XXX					
10. 2013.....	XXX	XXX	XXX	XXX	XXX	XXX	XXX	XXX				
11. 2014.....	XXX	XXX	XXX	XXX	XXX	XXX	XXX	XXX	XXX			

SCHEDULE P - PART 3F - SECTION 2 - MEDICAL PROFESSIONAL LIABILITY - CLAIMS-MADE

1. Prior.....	.000											
2. 2005.....												
3. 2006.....	XXX											
4. 2007.....	XXX	XXX										
5. 2008.....	XXX	XXX	XXX									
6. 2009.....	XXX	XXX	XXX	XXX								
7. 2010.....	XXX	XXX	XXX	XXX	XXX							
8. 2011.....	XXX	XXX	XXX	XXX	XXX	XXX						
9. 2012.....	XXX	XXX	XXX	XXX	XXX	XXX	XXX					
10. 2013.....	XXX	XXX	XXX	XXX	XXX	XXX	XXX	XXX				
11. 2014.....	XXX	XXX	XXX	XXX	XXX	XXX	XXX	XXX	XXX			

SCHEDULE P - PART 3G - SPECIAL LIABILITY (OCEAN MARINE, AIRCRAFT (ALL PERILS), BOILER AND MACHINERY)

1. Prior.....	.000										XXX	XXX
2. 2005.....											XXX	XXX
3. 2006.....	XXX										XXX	XXX
4. 2007.....	XXX	XXX									XXX	XXX
5. 2008.....	XXX	XXX	XXX								XXX	XXX
6. 2009.....	XXX	XXX	XXX	XXX							XXX	XXX
7. 2010.....	XXX	XXX	XXX	XXX	XXX						XXX	XXX
8. 2011.....	XXX	XXX	XXX	XXX	XXX	XXX					XXX	XXX
9. 2012.....	XXX	XXX	XXX	XXX	XXX	XXX	XXX				XXX	XXX
10. 2013.....	XXX	XXX	XXX	XXX	XXX	XXX	XXX	XXX			XXX	XXX
11. 2014.....	XXX	XXX	XXX	XXX	XXX	XXX	XXX	XXX	XXX	XXX	XXX	XXX

SCHEDULE P - PART 3H - SECTION 1 - OTHER LIABILITY - OCCURRENCE

1. Prior.....	.000		460	615	615	16	16	16	16	16	3	
2. 2005.....			135	482	482	482	482	482	482	482	3	
3. 2006.....	XXX		23	23	23	23	23	23	23	23	1	
4. 2007.....	XXX	XXX	74	411	419	524	523	523	523	523	13	2
5. 2008.....	XXX	XXX	XXX	8	109	109	109	109	109	109	5	
6. 2009.....	XXX	XXX	XXX	XXX	10	29	43	96	96	96	8	2
7. 2010.....	XXX	XXX	XXX	XXX	XXX							
8. 2011.....	XXX	XXX	XXX	XXX	XXX	XXX						
9. 2012.....	XXX	XXX	XXX	XXX	XXX	XXX	XXX					
10. 2013.....	XXX	XXX	XXX	XXX	XXX	XXX	XXX	XXX				
11. 2014.....	XXX	XXX	XXX	XXX	XXX	XXX	XXX	XXX	XXX			

SCHEDULE P - PART 3H - SECTION 2 - OTHER LIABILITY - CLAIMS-MADE

1. Prior.....	.000											
2. 2005.....												
3. 2006.....	XXX											
4. 2007.....	XXX	XXX										
5. 2008.....	XXX	XXX	XXX									
6. 2009.....	XXX	XXX	XXX	XXX								
7. 2010.....	XXX	XXX	XXX	XXX	XXX							
8. 2011.....	XXX	XXX	XXX	XXX	XXX	XXX						
9. 2012.....	XXX	XXX	XXX	XXX	XXX	XXX	XXX					
10. 2013.....	XXX	XXX	XXX	XXX	XXX	XXX	XXX	XXX				
11. 2014.....	XXX	XXX	XXX	XXX	XXX	XXX	XXX	XXX	XXX			

ANNUAL STATEMENT FOR THE YEAR 2014 OF THE NATIONWIDE INSURANCE COMPANY OF FLORIDA

SCHEDULE P - PART 3I - SPECIAL PROPERTY (FIRE, ALLIED LINES, INLAND MARINE, EARTHQUAKE, BURGLARY, AND THEFT)

Years in Which Losses Were Incurred	CUMULATIVE PAID NET LOSSES AND DEFENSE AND COST CONTAINMENT EXPENSES REPORTED AT YEAR END (\$000 OMITTED)										11 Number of Claims Closed With Loss Payment	12 Number of Claims Closed Without Loss Payment
	1	2	3	4	5	6	7	8	9	10		
	2005	2006	2007	2008	2009	2010	2011	2012	2013	2014		
1. Prior.....	XXX	XXX	XXX	XXX	XXX	XXX	XXX	.000	25	20	XXX	XXX
2. 2013.....	XXX	XXX	XXX	XXX	XXX	XXX	XXX	XXX	156	186	XXX	XXX
3. 2014.....	XXX	XXX	XXX	XXX	XXX	XXX	XXX	XXX	XXX	95	XXX	XXX

SCHEDULE P - PART 3J - AUTO PHYSICAL DAMAGE

1. Prior.....	XXX	XXX	XXX	XXX	XXX	XXX	XXX	.000				
2. 2013.....	XXX	XXX	XXX	XXX	XXX	XXX	XXX	XXX				
3. 2014.....	XXX	XXX	XXX	XXX	XXX	XXX	XXX	XXX	XXX			

SCHEDULE P - PART 3K - FIDELITY/SURETY

1. Prior.....	XXX	XXX	XXX	XXX	XXX	XXX	XXX	.000			XXX	XXX
2. 2013.....	XXX	XXX	XXX	XXX	XXX	XXX	XXX	XXX			XXX	XXX
3. 2014.....	XXX	XXX	XXX	XXX	XXX	XXX	XXX	XXX	XXX		XXX	XXX

SCHEDULE P - PART 3L - OTHER (INCLUDING CREDIT, ACCIDENT AND HEALTH)

1. Prior.....	XXX	XXX	XXX	XXX	XXX	XXX	XXX	.000			XXX	XXX
2. 2013.....	XXX	XXX	XXX	XXX	XXX	XXX	XXX	XXX			XXX	XXX
3. 2014.....	XXX	XXX	XXX	XXX	XXX	XXX	XXX	XXX	XXX		XXX	XXX

SCHEDULE P - PART 3M - INTERNATIONAL

1. Prior.....	.000										XXX	XXX
2. 2005.....											XXX	XXX
3. 2006.....	XXX										XXX	XXX
4. 2007.....	XXX	XXX									XXX	XXX
5. 2008.....	XXX	XXX	XXX								XXX	XXX
6. 2009.....	XXX	XXX	XXX	XXX							XXX	XXX
7. 2010.....	XXX	XXX	XXX	XXX	XXX						XXX	XXX
8. 2011.....	XXX	XXX	XXX	XXX	XXX	XXX					XXX	XXX
9. 2012.....	XXX	XXX	XXX	XXX	XXX	XXX	XXX				XXX	XXX
10. 2013.....	XXX	XXX	XXX	XXX	XXX	XXX	XXX	XXX			XXX	XXX
11. 2014.....	XXX	XXX	XXX	XXX	XXX	XXX	XXX	XXX	XXX		XXX	XXX

Schedule P - Part 3N - Reinsurance - Nonproportional Assumed Property

N O N E

Schedule P - Part 3O - Reinsurance - Nonproportional Assumed Liability

N O N E

Schedule P - Part 3P - Reinsurance - Nonproportional Assumed Financial Lines

N O N E

Schedule P - Part 3R - Section 1 - Product Liability - Occurrence

N O N E

Schedule P - Part 3R - Section 2 - Product Liability - Claims-Made

N O N E

Schedule P - Part 3S - Financial Guaranty/Mortgage Guaranty

N O N E

Schedule P - Part 3T - Warranty

N O N E

ANNUAL STATEMENT FOR THE YEAR 2014 OF THE NATIONWIDE INSURANCE COMPANY OF FLORIDA

SCHEDULE P - PART 4A - HOMEOWNERS/FARMOWNERS

Years in Which Losses Were Incurred	BULK AND IBNR RESERVES ON NET LOSSES AND DEFENSE AND COST CONTAINMENT EXPENSES REPORTED AT YEAR END (\$000 OMITTED)									
	1	2	3	4	5	6	7	8	9	10
	2005	2006	2007	2008	2009	2010	2011	2012	2013	2014
1. Prior.....	(32,961)	(9,707)	(2,510)	(969)	(1,397)	286	130	61	23	
2. 2005.....	43,800	2,532	(210)	(168)	(2,200)	(2,711)	214	122	40	23
3. 2006.....	XXX	19,014	2,599	3,466	2,074	1,201	389	228	110	50
4. 2007.....	XXX	XXX	18,097	7,874	5,085	2,906	991	457	187	129
5. 2008.....	XXX	XXX	XXX	24,849	8,745	4,795	1,967	874	357	291
6. 2009.....	XXX	XXX	XXX	XXX	18,334	7,326	3,379	1,825	789	464
7. 2010.....	XXX	XXX	XXX	XXX	XXX	19,664	4,561	2,934	1,690	1,004
8. 2011.....	XXX	XXX	XXX	XXX	XXX	XXX	7,403	2,620	1,245	883
9. 2012.....	XXX	XXX	XXX	XXX	XXX	XXX	XXX	5,793	1,631	991
10. 2013.....	XXX	XXX	XXX	XXX	XXX	XXX	XXX	XXX	3,817	1,748
11. 2014.....	XXX	XXX	XXX	XXX	XXX	XXX	XXX	XXX	XXX	3,623

SCHEDULE P - PART 4B - PRIVATE PASSENGER AUTO LIABILITY/MEDICAL

1. Prior.....										
2. 2005.....										
3. 2006.....	XXX									
4. 2007.....	XXX	XXX								
5. 2008.....	XXX	XXX	XXX							
6. 2009.....	XXX	XXX	XXX	XXX						
7. 2010.....	XXX	XXX	XXX	XXX	XXX					
8. 2011.....	XXX	XXX	XXX	XXX	XXX	XXX				
9. 2012.....	XXX	XXX	XXX	XXX	XXX	XXX	XXX			
10. 2013.....	XXX	XXX	XXX	XXX	XXX	XXX	XXX	XXX		
11. 2014.....	XXX	XXX	XXX	XXX	XXX	XXX	XXX	XXX	XXX	

SCHEDULE P - PART 4C - COMMERCIAL AUTO/TRUCK LIABILITY/MEDICAL

1. Prior.....										
2. 2005.....										
3. 2006.....	XXX									
4. 2007.....	XXX	XXX								
5. 2008.....	XXX	XXX	XXX							
6. 2009.....	XXX	XXX	XXX	XXX						
7. 2010.....	XXX	XXX	XXX	XXX	XXX					
8. 2011.....	XXX	XXX	XXX	XXX	XXX	XXX				
9. 2012.....	XXX	XXX	XXX	XXX	XXX	XXX	XXX			
10. 2013.....	XXX	XXX	XXX	XXX	XXX	XXX	XXX	XXX		
11. 2014.....	XXX	XXX	XXX	XXX	XXX	XXX	XXX	XXX	XXX	

SCHEDULE P - PART 4D - WORKERS' COMPENSATION
(EXCLUDING EXCESS WORKERS' COMPENSATION)

1. Prior.....										
2. 2005.....										
3. 2006.....	XXX									
4. 2007.....	XXX	XXX								
5. 2008.....	XXX	XXX	XXX							
6. 2009.....	XXX	XXX	XXX	XXX						
7. 2010.....	XXX	XXX	XXX	XXX	XXX					
8. 2011.....	XXX	XXX	XXX	XXX	XXX	XXX				
9. 2012.....	XXX	XXX	XXX	XXX	XXX	XXX	XXX			
10. 2013.....	XXX	XXX	XXX	XXX	XXX	XXX	XXX	XXX		
11. 2014.....	XXX	XXX	XXX	XXX	XXX	XXX	XXX	XXX	XXX	

SCHEDULE P - PART 4E - COMMERCIAL MULTIPLE PERIL

1. Prior.....										
2. 2005.....										
3. 2006.....	XXX									
4. 2007.....	XXX	XXX								
5. 2008.....	XXX	XXX	XXX							
6. 2009.....	XXX	XXX	XXX	XXX						
7. 2010.....	XXX	XXX	XXX	XXX	XXX					
8. 2011.....	XXX	XXX	XXX	XXX	XXX	XXX				
9. 2012.....	XXX	XXX	XXX	XXX	XXX	XXX	XXX			
10. 2013.....	XXX	XXX	XXX	XXX	XXX	XXX	XXX	XXX		
11. 2014.....	XXX	XXX	XXX	XXX	XXX	XXX	XXX	XXX	XXX	

ANNUAL STATEMENT FOR THE YEAR 2014 OF THE NATIONWIDE INSURANCE COMPANY OF FLORIDA

SCHEDULE P - PART 4F - SECTION 1 - MEDICAL PROFESSIONAL LIABILITY - OCCURRENCE

Years in Which Losses Were Incurred	BULK AND IBNR RESERVES ON NET LOSSES AND DEFENSE AND COST CONTAINMENT EXPENSES REPORTED AT YEAR END (\$000 OMITTED)									
	1	2	3	4	5	6	7	8	9	10
	2005	2006	2007	2008	2009	2010	2011	2012	2013	2014
1. Prior.....										
2. 2005.....										
3. 2006.....	XXX									
4. 2007.....	XXX	XXX								
5. 2008.....	XXX	XXX	XX							
6. 2009.....	XXX	XXX	XX	XX						
7. 2010.....	XXX	XXX	XX	XXX	XXX					
8. 2011.....	XXX	XXX	XXX	XXX	XXX	XXX				
9. 2012.....	XXX	XXX	XXX	XXX	XXX	XXX	XXX			
10. 2013.....	XXX	XXX	XXX	XXX	XXX	XXX	XXX	XXX		
11. 2014.....	XXX	XXX	XXX	XXX	XXX	XXX	XXX	XXX	XXX	

SCHEDULE P - PART 4F - SECTION 2 - MEDICAL PROFESSIONAL LIABILITY - CLAIMS-MADE

1. Prior.....										
2. 2005.....										
3. 2006.....	XXX									
4. 2007.....	XXX	XXX								
5. 2008.....	XXX	XXX	XXX							
6. 2009.....	XXX	XXX	XX	XX						
7. 2010.....	XXX	XXX	XX	XX	XX					
8. 2011.....	XXX	XXX	XX	XX	XX	XX				
9. 2012.....	XXX	XXX	XX	XXX	XXX	XXX	XXX			
10. 2013.....	XXX	XXX	XXX	XXX	XXX	XXX	XXX	XXX		
11. 2014.....	XXX	XXX	XXX	XXX	XXX	XXX	XXX	XXX	XXX	

SCHEDULE P - PART 4G - SPECIAL LIABILITY (OCEAN MARINE, AIRCRAFT (ALL PERILS), BOILER AND MACHINERY)

1. Prior.....										
2. 2005.....										
3. 2006.....	XXX									
4. 2007.....	XXX	XXX								
5. 2008.....	XXX	XXX	XXX							
6. 2009.....	XXX	XXX	XX	XX						
7. 2010.....	XXX	XXX	XX	XX	XX					
8. 2011.....	XXX	XXX	XX	XX	XX	XX				
9. 2012.....	XXX	XXX	XX	XXX	XXX	XX	XXX			
10. 2013.....	XXX	XXX	XXX	XXX	XXX	XXX	XXX	XXX		
11. 2014.....	XXX	XXX	XXX	XXX	XXX	XXX	XXX	XXX	XXX	

SCHEDULE P - PART 4H - SECTION 1 - OTHER LIABILITY - OCCURRENCE

1. Prior.....			9							
2. 2005.....			3	1						
3. 2006.....	XXX		(2)	2						
4. 2007.....	XXX	XXX	21	7	1	1				
5. 2008.....	XXX	XXX	XXX	13	1	1				
6. 2009.....	XXX	XXX	XXX	XXX	11	1	1			
7. 2010.....	XXX	XXX	XXX	XXX	XXX	1				
8. 2011.....	XXX	XXX	XXX	XXX	XXX	XXX				
9. 2012.....	XXX	XXX	XXX	XXX	XXX	XXX	XXX			
10. 2013.....	XXX	XXX	XXX	XXX	XXX	XXX	XXX	XXX		
11. 2014.....	XXX	XXX	XXX	XXX	XXX	XXX	XXX	XXX	XXX	

SCHEDULE P - PART 4H - SECTION 2 - OTHER LIABILITY - CLAIMS-MADE

1. Prior.....										
2. 2005.....										
3. 2006.....	XXX									
4. 2007.....	XXX	XXX								
5. 2008.....	XXX	XXX	XXX							
6. 2009.....	XXX	XXX	XX	XX						
7. 2010.....	XXX	XXX	XX	XX	XX					
8. 2011.....	XXX	XXX	XX	XX	XX	XX				
9. 2012.....	XXX	XXX	XX	XXX	XXX	XX	XXX			
10. 2013.....	XXX	XXX	XXX	XXX	XXX	XXX	XXX	XXX		
11. 2014.....	XXX	XXX	XXX	XXX	XXX	XXX	XXX	XXX	XXX	

ANNUAL STATEMENT FOR THE YEAR 2014 OF THE NATIONWIDE INSURANCE COMPANY OF FLORIDA

SCHEDULE P - PART 4I - SPECIAL PROPERTY (FIRE, ALLIED LINES, INLAND MARINE, EARTHQUAKE, BURGLARY, AND THEFT)

Years in Which Losses Were Incurred	BULK AND IBNR RESERVES ON NET LOSSES AND DEFENSE AND COST CONTAINMENT EXPENSES REPORTED AT YEAR END (\$000 OMITTED)									
	1	2	3	4	5	6	7	8	9	10
	2005	2006	2007	2008	2009	2010	2011	2012	2013	2014
1. Prior.....	XXX	XXX	XXX	XXX	XXX	XXX	XXX	19		
2. 2013.....	XXX	XXX	XXX	XXX	XXX	XXX	XXX	XXX	9	
3. 2014.....	XXX	XXX	XXX	XXX	XXX	XXX	XXX	XXX	XXX	21

SCHEDULE P - PART 4J - AUTO PHYSICAL DAMAGE

1. Prior.....	XXX	XXX	XXX	XXX	XXX	XXX	XXX			
2. 2013.....	XXX	XXX	XXX	XXX	XXX	XXX	XXX	XXX		
3. 2014.....	XXX	XXX	XXX	XXX	XXX	XXX	XXX	XXX	XXX	

SCHEDULE P - PART 4K - FIDELITY/SURETY

1. Prior.....	XXX	XXX	XXX	XXX	XXX	XXX	XXX			
2. 2013.....	XXX	XXX	XXX	XXX	XXX	XXX	XXX	XXX		
3. 2014.....	XXX	XXX	XXX	XXX	XXX	XXX	XXX	XXX	XXX	

SCHEDULE P - PART 4L - OTHER (INCLUDING CREDIT, ACCIDENT AND HEALTH)

1. Prior.....	XXX	XXX	XXX	XXX	XXX	XXX	XXX			
2. 2013.....	XXX	XXX	XXX	XXX	XXX	XXX	XXX	XXX		
3. 2014.....	XXX	XXX	XXX	XXX	XXX	XXX	XXX	XXX	XXX	

SCHEDULE P - PART 4M - INTERNATIONAL

1. Prior.....										
2. 2005.....										
3. 2006.....	XXX									
4. 2007.....	XXX	XXX								
5. 2008.....	XXX	XXX	XXX							
6. 2009.....	XXX	XXX	XXX	XXX						
7. 2010.....	XXX	XXX	XXX	XXX	XXX					
8. 2011.....	XXX	XXX	XXX	XXX	XXX	XXX				
9. 2012.....	XXX	XXX	XXX	XXX	XXX	XXX	XXX			
10. 2013.....	XXX	XXX	XXX	XXX	XXX	XXX	XXX	XXX		
11. 2014.....	XXX	XXX	XXX	XXX	XXX	XXX	XXX	XXX	XXX	

Schedule P - Part 4N - Reinsurance - Nonproportional Assumed Property

N O N E

Schedule P - Part 4O - Reinsurance - Nonproportional Assumed Liability

N O N E

Schedule P - Part 4P - Reinsurance - Nonproportional Assumed Financial Lines

N O N E

Schedule P - Part 4R - Section 1 - Products Liability - Occurrence

N O N E

Schedule P - Part 4R - Section 2 - Products Liability - Claims-Made

N O N E

Schedule P - Part 4S - Financial Guaranty/Mortgage Guaranty

N O N E

Schedule P - Part 4T - Warranty

N O N E

ANNUAL STATEMENT FOR THE YEAR 2014 OF THE NATIONWIDE INSURANCE COMPANY OF FLORIDA

SCHEDULE P - PART 5A - HOMEOWNERS/FARMOWNERS

SECTION 1

Years in Which Premiums Were Earned and Losses Were Incurred	CUMULATIVE NUMBER OF CLAIMS CLOSED WITH LOSS PAYMENT DIRECT AND ASSUMED AT YEAR END									
	1	2	3	4	5	6	7	8	9	10
	2005	2006	2007	2008	2009	2010	2011	2012	2013	2014
1. Prior.....	442	4,605	761	174	162	290	23	12	15	6
2. 2005.....	45,847	49,222	49,701	49,957	51,732	51,939	52,006	52,023	52,028	52,031
3. 2006.....	XXX	4,971	6,136	6,316	6,391	6,416	6,431	6,437	6,441	6,445
4. 2007.....	XXX	XXX	5,285	6,289	6,446	6,505	6,529	6,542	6,545	6,547
5. 2008.....	XXX	XXX	XXX	5,047	6,021	6,135	6,180	6,196	6,204	6,208
6. 2009.....	XXX	XXX	XXX	XXX	3,945	4,649	4,739	4,777	4,788	4,793
7. 2010.....	XXX	XXX	XXX	XXX	XXX	2,932	3,382	3,416	3,429	3,430
8. 2011.....	XXX	XXX	XXX	XXX	XXX	XXX	1,814	2,078	2,103	2,114
9. 2012.....	XXX	XXX	XXX	XXX	XXX	XXX	XXX	1,357	1,583	1,594
10. 2013.....	XXX	XXX	XXX	XXX	XXX	XXX	XXX	XXX	1,070	1,324
11. 2014.....	XXX	XXX	XXX	XXX	XXX	XXX	XXX	XXX	XXX	929

SECTION 2

Years in Which Premiums Were Earned and Losses Were Incurred	NUMBER OF CLAIMS OUTSTANDING DIRECT AND ASSUMED AT YEAR END									
	1	2	3	4	5	6	7	8	9	10
	2005	2006	2007	2008	2009	2010	2011	2012	2013	2014
1. Prior.....	7,360	747	41,436	179	157	64	38	24	8	5
2. 2005.....	1,815	345	12,477	183	201	90	34	17	8	5
3. 2006.....	XXX	950	13,178	102	49	23	15	7	6	2
4. 2007.....	XXX	XXX	6,803	211	97	40	23	8	5	5
5. 2008.....	XXX	XXX	XXX	809	164	62	25	12	5	2
6. 2009.....	XXX	XXX	XXX	XXX	387	110	44	17	8	3
7. 2010.....	XXX	XXX	XXX	XXX	XXX	19	5			
8. 2011.....	XXX	XXX	XXX	XXX	XXX	XXX	3			1
9. 2012.....	XXX	XXX	XXX	XXX	XXX	XXX	XXX	2		
10. 2013.....	XXX	XXX	XXX	XXX	XXX	XXX	XXX	XXX		1
11. 2014.....	XXX	XXX	XXX	XXX	XXX	XXX	XXX	XXX	XXX	

SECTION 3

Years in Which Premiums Were Earned and Losses Were Incurred	CUMULATIVE NUMBER OF CLAIMS REPORTED DIRECT AND ASSUMED AT YEAR END									
	1	2	3	4	5	6	7	8	9	10
	2005	2006	2007	2008	2009	2010	2011	2012	2013	2014
1. Prior.....	(4,751)	(1,661)	41,563	(41,023)	222	232	9	6	3	3
2. 2005.....	49,377	52,241	65,023	53,088	55,040	55,206	55,229	55,240	55,241	55,241
3. 2006.....	XXX	7,071	20,968	8,152	8,217	8,230	8,242	8,244	8,248	8,248
4. 2007.....	XXX	XXX	13,255	8,009	8,093	8,116	8,131	8,136	8,137	8,139
5. 2008.....	XXX	XXX	XXX	6,884	7,510	7,586	7,610	7,619	7,621	7,622
6. 2009.....	XXX	XXX	XXX	XXX	5,160	5,971	6,043	6,070	6,081	6,086
7. 2010.....	XXX	XXX	XXX	XXX	XXX	3,979	4,684	4,733	4,754	4,758
8. 2011.....	XXX	XXX	XXX	XXX	XXX	XXX	2,477	2,856	2,906	2,920
9. 2012.....	XXX	XXX	XXX	XXX	XXX	XXX	XXX	1,730	2,041	2,058
10. 2013.....	XXX	XXX	XXX	XXX	XXX	XXX	XXX	XXX	1,317	1,636
11. 2014.....	XXX	XXX	XXX	XXX	XXX	XXX	XXX	XXX	XXX	1,134

Schedule P - Part 5B - Private Passenger Auto Liability/Medical - Section 1

N O N E

Schedule P - Part 5B - Private Passenger Auto Liability/Medical - Section 2

N O N E

Schedule P - Part 5B - Private Passenger Auto Liability/Medical - Section 3

N O N E

Schedule P - Part 5C - Commercial Auto/Truck Liability/Medical - Section 1

N O N E

Schedule P - Part 5C - Commercial Auto/Truck Liability/Medical - Section 2

N O N E

Schedule P - Part 5C - Commercial Auto/Truck Liability/Medical - Section 3

N O N E

Schedule P-Part 5D-Workers' Compensation (Excluding Excess Workers' Compensation)-Section 1

N O N E

Schedule P-Part 5D-Workers' Compensation (Excluding Excess Workers' Compensation)-Section 2

N O N E

Schedule P-Part 5D-Workers' Compensation (Excluding Excess Workers' Compensation)-Section 3

N O N E

Schedule P - Part 5E - Commercial Multiple Peril - Section 1

N O N E

Schedule P - Part 5E - Commercial Multiple Peril - Section 2

N O N E

Schedule P - Part 5E - Commercial Multiple Peril - Section 3

N O N E

Schedule P - Part 5F - Medical Professional Liability - Occurrence - Section 1A

N O N E

Schedule P - Part 5F - Medical Professional Liability - Occurrence - Section 2A

N O N E

Schedule P - Part 5F - Medical Professional Liability - Occurrence - Section 3A

N O N E

Schedule P - Part 5F - Medical Professional Liability - Claims-Made - Section 1B

N O N E

Schedule P - Part 5F - Medical Professional Liability - Claims-Made - Section 2B

N O N E

Schedule P - Part 5F - Medical Professional Liability - Claims-Made - Section 3B

N O N E

ANNUAL STATEMENT FOR THE YEAR 2014 OF THE NATIONWIDE INSURANCE COMPANY OF FLORIDA

SCHEDULE P - PART 5H - OTHER LIABILITY - OCCURRENCE

SECTION 1A

Years in Years in Which Premiums Were Earned and Losses Were Incurred	CUMULATIVE NUMBER OF CLAIMS CLOSED WITH LOSS PAYMENT DIRECT AND ASSUMED AT YEAR END									
	1	2	3	4	5	6	7	8	9	10
	2005	2006	2007	2008	2009	2010	2011	2012	2013	2014
1. Prior.....			1	2						
2. 2005.....			1	3	3	3	3	3	3	3
3. 2006.....	XXX		1	1	1	1	1	1	1	1
4. 2007.....	XXX	XXX	8	12	12	13	13	13	13	13
5. 2008.....	XXX	XXX	XXX	4	5	5	5	5	5	5
6. 2009.....	XXX	XXX	XXX	XXX	5	7	7	8	8	8
7. 2010.....	XXX	XXX	XXX	XXX	XXX					
8. 2011.....	XXX	XXX	XXX	XXX	XXX	XXX				
9. 2012.....	XXX	XXX	XXX	XXX	XXX	XXX	XXX			
10. 2013.....	XXX	XXX	XXX	XXX	XXX	XXX	XXX	XXX		
11. 2014.....	XXX	XXX	XXX	XXX	XXX	XXX	XXX	XXX	XXX	

SECTION 2A

Years in Years in Which Premiums Were Earned and Losses Were Incurred	NUMBER OF CLAIMS OUTSTANDING DIRECT AND ASSUMED AT YEAR END									
	1	2	3	4	5	6	7	8	9	10
	2005	2006	2007	2008	2009	2010	2011	2012	2013	2014
1. Prior.....			59							
2. 2005.....			59							
3. 2006.....	XXX		23							
4. 2007.....	XXX	XXX	26	2	2					
5. 2008.....	XXX	XXX	XXX							
6. 2009.....	XXX	XXX	XXX	XXX	2	1	1			
7. 2010.....	XXX	XXX	XXX	XXX	XXX					
8. 2011.....	XXX	XXX	XXX	XXX	XXX	XXX				
9. 2012.....	XXX	XXX	XXX	XXX	XXX	XXX	XXX			
10. 2013.....	XXX	XXX	XXX	XXX	XXX	XXX	XXX	XXX		
11. 2014.....	XXX	XXX	XXX	XXX	XXX	XXX	XXX	XXX	XXX	

SECTION 3A

Years in Years in Which Premiums Were Earned and Losses Were Incurred	CUMULATIVE NUMBER OF CLAIMS REPORTED DIRECT AND ASSUMED AT YEAR END									
	1	2	3	4	5	6	7	8	9	10
	2005	2006	2007	2008	2009	2010	2011	2012	2013	2014
1. Prior.....			60	(57)						
2. 2005.....			60	3	3	3	3	3	3	3
3. 2006.....	XXX		24	1	1	1	1	1	1	1
4. 2007.....	XXX	XXX	35	15	15	15	15	15	15	15
5. 2008.....	XXX	XXX	XXX	4	5	5	5	5	5	5
6. 2009.....	XXX	XXX	XXX	XXX	8	10	10	10	10	10
7. 2010.....	XXX	XXX	XXX	XXX	XXX					
8. 2011.....	XXX	XXX	XXX	XXX	XXX	XXX				
9. 2012.....	XXX	XXX	XXX	XXX	XXX	XXX	XXX			
10. 2013.....	XXX	XXX	XXX	XXX	XXX	XXX	XXX	XXX		
11. 2014.....	XXX	XXX	XXX	XXX	XXX	XXX	XXX	XXX	XXX	

Schedule P - Part 5H - Other Liability - Claims-Made - Section 1B

NONE

Schedule P - Part 5H - Other Liability - Claims-Made - Section 2B

NONE

Schedule P - Part 5H - Other Liability - Claims-Made - Section 3B

NONE

Schedule P - Part 5R - Products Liability - Occurrence - Section 1A

NONE

Schedule P - Part 5R - Products Liability - Occurrence - Section 2A

NONE

Schedule P - Part 5R - Products Liability - Occurrence - Section 3A

NONE

Schedule P - Part 5R - Products Liability - Claims-Made - Section 1B

NONE

Schedule P - Part 5R - Products Liability - Claims-Made - Section 2B

NONE

Schedule P - Part 5R - Products Liability - Claims-Made - Section 3B

NONE

Schedule P - Part 5T - Warranty - Section 1

NONE

Schedule P - Part 5T - Warranty - Section 2

NONE

Schedule P - Part 5T - Warranty - Section 3

NONE

Schedule P - Part 6C - Commercial Auto/Truck Liability/Medical - Section 1

NONE

Schedule P - Part 6C - Commercial Auto/Truck Liability/Medical - Section 2

NONE

Schedule P-Part 6D-Workers' Compensation (Excluding Excess Workers' Compensation)-Section 1
N O N E

Schedule P-Part 6D-Workers' Compensation (Excluding Excess Workers' Compensation)-Section 2
N O N E

ANNUAL STATEMENT FOR THE YEAR 2014 OF THE NATIONWIDE INSURANCE COMPANY OF FLORIDA

SCHEDULE P - PART 6E - COMMERCIAL MULTIPLE PERIL

SECTION 1

Years in Which Premiums Were Earned and Losses Were Incurred	CUMULATIVE PREMIUMS EARNED DIRECT AND ASSUMED AT YEAR END (\$000 OMITTED)										11 Current Year Premiums Earned
	1	2	3	4	5	6	7	8	9	10	
	2005	2006	2007	2008	2009	2010	2011	2012	2013	2014	
1. Prior.....											
2. 2005.....											
3. 2006.....	XXX										
4. 2007.....	XXX	XXX									
5. 2008.....	XXX	XXX									
6. 2009.....	XXX	XXX									
7. 2010.....	XXX	XXX									
8. 2011.....	XXX	XXX									
9. 2012.....	XXX	XXX									
10. 2013.....	XXX	XXX									
11. 2014.....	XXX	XXX									
12. Totals.....	XXX	XXX									
13. Earned Premiums (Sch P-Pt. 1)											XXX

SECTION 2

Years in Which Premiums Were Earned and Losses Were Incurred	CUMULATIVE PREMIUMS EARNED CEDED AT YEAR END (\$000 OMITTED)										11 Current Year Premiums Earned
	1	2	3	4	5	6	7	8	9	10	
	2005	2006	2007	2008	2009	2010	2011	2012	2013	2014	
1. Prior.....											
2. 2005.....											
3. 2006.....	XXX										
4. 2007.....	XXX	XXX									
5. 2008.....	XXX	XXX									
6. 2009.....	XXX	XXX									
7. 2010.....	XXX	XXX									
8. 2011.....	XXX	XXX									
9. 2012.....	XXX	XXX									
10. 2013.....	XXX	XXX									
11. 2014.....	XXX	XXX									
12. Totals.....	XXX	XXX									
13. Earned Premiums (Sch P-Pt. 1)											XXX

SCHEDULE P - PART 6H - OTHER LIABILITY - OCCURRENCE

SECTION 1A

Years in Which Premiums Were Earned and Losses Were Incurred	CUMULATIVE PREMIUMS EARNED DIRECT AND ASSUMED AT YEAR END (\$000 OMITTED)										11 Current Year Premiums Earned
	1	2	3	4	5	6	7	8	9	10	
	2005	2006	2007	2008	2009	2010	2011	2012	2013	2014	
1. Prior.....											
2. 2005.....											
3. 2006.....	XXX										
4. 2007.....	XXX	XXX	835	835	835	835	835	835	835	835	
5. 2008.....	XXX	XXX	XXX	211	211	211	211	211	211	211	
6. 2009.....	XXX	XXX	XXX	XXX	373	373	373	373	373	373	
7. 2010.....	XXX	XXX	XXX	XXX	XXX	17	17	17	17	17	
8. 2011.....	XXX	XXX	XXX	XXX	XXX	XXX					
9. 2012.....	XXX	XXX	XXX	XXX	XXX	XXX	XXX				
10. 2013.....	XXX	XXX	XXX	XXX	XXX	XXX	XXX	XXX			
11. 2014.....	XXX	XXX	XXX	XXX	XXX	XXX	XXX	XXX	XXX		
12. Totals.....	XXX	XXX	XXX	XXX	XXX	XXX	XXX	XXX	XXX	XXX	
13. Earned Premiums (Sch P-Pt. 1)			835	211	373	17					XXX

SECTION 2A

Years in Which Premiums Were Earned and Losses Were Incurred	CUMULATIVE PREMIUMS EARNED CEDED AT YEAR END (\$000 OMITTED)										11 Current Year Premiums Earned
	1	2	3	4	5	6	7	8	9	10	
	2005	2006	2007	2008	2009	2010	2011	2012	2013	2014	
1. Prior.....											
2. 2005.....											
3. 2006.....	XXX										
4. 2007.....	XXX	XXX									
5. 2008.....	XXX	XXX									
6. 2009.....	XXX	XXX									
7. 2010.....	XXX	XXX									
8. 2011.....	XXX	XXX									
9. 2012.....	XXX	XXX									
10. 2013.....	XXX	XXX									
11. 2014.....	XXX	XXX									
12. Totals.....	XXX	XXX									
13. Earned Premiums (Sch P-Pt. 1)											XXX

Schedule P - Part 6H - Other Liability - Claims-Made - Section 1B

N O N E

Schedule P - Part 6H - Other Liability - Claims-Made - Section 2B

N O N E

Schedule P - Part 6M - International - Section 1

N O N E

Schedule P - Part 6M - International - Section 2

N O N E

Schedule P - Part 6N- Reinsurance A - Nonproportional Assumed Property - Section 1

N O N E

Schedule P - Part 6N- Reinsurance A - Nonproportional Assumed Property - Section 2

N O N E

Schedule P - Part 6O - Reinsurance B - Nonproportional Liability - Section 1

N O N E

Schedule P - Part 6O - Reinsurance B - Nonproportional Assumed Liability - Section 2

N O N E

Schedule P - Part 6R - Products Liability - Occurrence - Section 1A

N O N E

Schedule P - Part 6R - Products Liability - Occurrence - Section 2A

N O N E

Schedule P - Part 6R - Products Liability - Claims-Made - Section 1B

N O N E

Schedule P - Part 6R - Products Liability - Claims-Made - Section 2B

N O N E

Schedule P - Part 7A - Section 1 - Primary Loss Sensitive Contracts

N O N E

Schedule P - Part 7A - Section 2 - Primary Loss Sensitive Contracts

N O N E

Schedule P - Part 7A - Section 3 - Primary Loss Sensitive Contracts

N O N E

Schedule P - Part 7A - Section 4 - Primary Loss Sensitive Contracts

N O N E

Schedule P - Part 7A - Section 5 - Primary Loss Sensitive Contracts

N O N E

Schedule P - Part 7B - Section 1 - Reinsurance Loss Sensitive Contracts

N O N E

Schedule P - Part 7B - Section 2 - Reinsurance Loss Sensitive Contracts

N O N E

Schedule P - Part 7B - Section 3 - Reinsurance Loss Sensitive Contracts

N O N E

Schedule P - Part 7B - Section 4 - Reinsurance Loss Sensitive Contracts

N O N E

Schedule P - Part 7B - Section 5 - Reinsurance Loss Sensitive Contracts

N O N E

Schedule P - Part 7B - Section 6 - Reinsurance Loss Sensitive Contracts

N O N E

Schedule P - Part 7B - Section 7 - Reinsurance Loss Sensitive Contracts

N O N E

SCHEDULE P INTERROGATORIES

1. The following questions relate to yet-to-be-issued Extended Reporting Endorsements (EREs) arising from Death, Disability, or Retirement (DDR) provisions in Medical Professional Liability Claims Made insurance policies. EREs provided for reasons other than DDR are not to be included.
- 1.1 Does the company issue Medical Professional Liability Claims Made insurance policies that provide tail (also known as an extended reporting endorsement, or “ERE”) benefits in the event of Death, Disability, or Retirement (DDR) at a reduced charge or at no additional cost? Yes [] No [☒]
If the answer to question 1.1 is “no”, leave the following questions blank. If the answer to question 1.1 is “yes”, please answer the following questions:
- 1.2 What is the total amount of the reserve for that provision (DDR Reserve), as reported, explicitly or not, elsewhere in this statement (in dollars)?\$
- 1.3 Does the company report any DDR reserve as Unearned Premium Reserve per SSAP #65? Yes [] No []
- 1.4 Does the company report any DDR reserve as loss or loss adjustment expense reserve? Yes [] No []
- 1.5 If the company reports DDR reserve as Unearned Premium Reserve, does that amount match the figure on the Underwriting and Investment Exhibit, Part 1A – Recapitulation of all Premiums (Page 7) Column 2, Lines 11.1 plus 11.2? Yes [] No [] N/A []
- 1.6 If the company reports DDR reserve as loss or loss adjustment expense reserve, please complete the following table corresponding to where these reserves are reported in Schedule P:

Years in Which Premiums Were Earned and Losses Were Incurred		DDR Reserve Included in Schedule P, Part 1F, Medical Professional Liability Column 24: Total Net Losses and Expenses Unpaid	
		¹ Section 1: Occurrence	² Section 2: Claims-Made
1.601	Prior		
1.602	2005		
1.603	2006		
1.604	2007		
1.605	2008		
1.606	2009		
1.607	2010		
1.608	2011		
1.609	2012		
1.610	2013		
1.611	2014		
1.612	Totals		

2. The definition of allocated loss adjustment expenses (ALAE) and, therefore, unallocated loss adjustment expenses (ULAE) was changed effective January 1, 1998. This change in definition applies to both paid and unpaid expenses. Are these expenses (now reported as “ Defense and Cost Containment” and “Adjusting and Other”) reported in compliance with these definitions in this statement? Yes [☒] No []
3. The Adjusting and Other expense payments and reserves should be allocated to the years in which the losses were incurred based on the number of claims reported, closed and outstanding in those years. When allocating Adjusting and Other expense between companies in a group or a pool, the Adjusting and Other expense should be allocated in the same percentage used for the loss amounts and the claim counts. For reinsurers, Adjusting and Other expense assumed should be reported according to the reinsurance contract. For Adjusting and Other expense incurred by reinsurers, or in those situations where suitable claim count information is not available, Adjusting and Other expense should be allocated by a reasonable method determined by the company and described in Interrogatory 7, below. Are they so reported in this Statement? Yes [☒] No []
4. Do any lines in Schedule P include reserves that are reported gross of any discount to present value of future payments, and that are reported net of such discounts on Page 10? Yes [] No [☒]

If yes, proper disclosure must be made in the Notes to Financial Statements, as specified in the Instructions. Also, the discounts must be reported in Schedule P - Part 1, Columns 32 and 33. Schedule P must be completed gross of non-tabular discounting. Work papers relating to discount calculations must be available for examination upon request.
Discounting is allowed only if expressly permitted by the state insurance department to which this Annual Statement is being filed.
5. What were the net premiums in force at the end of the year for:
(in thousands of dollars)

5.1 Fidelity
5.2 Surety
6. Claim count information is reported per claim or per claimant (Indicate which).per claim.....
If not the same in all years, explain in Interrogatory 7.
- 7.1 The information provided in Schedule P will be used by many persons to estimate the adequacy of the current loss and expense reserves, among other things. Are there any especially significant events, coverage, retention or accounting changes that have occurred that must be considered when making such analyses? Yes [] No [☒]
- 7.2 (An extended statement may be attached.)
.....

SCHEDULE T - PART 2
INTERSTATE COMPACT - EXHIBIT OF PREMIUMS WRITTEN

Allocated by States and Territories

			Direct Business Only					
			1	2	3	4	5	6
States, Etc.			Life (Group and Individual)	Annuities (Group and Individual)	Disability Income (Group and Individual)	Long-Term Care (Group and Individual)	Deposit-Type Contracts	Totals
1.	Alabama	AL						
2.	Alaska	AK						
3.	Arizona	AZ						
4.	Arkansas	AR						
5.	California	CA						
6.	Colorado	CO						
7.	Connecticut	CT						
8.	Delaware	DE						
9.	District of Columbia	DC						
10.	Florida	FL						
11.	Georgia	GA						
12.	Hawaii	HI						
13.	Idaho	ID						
14.	Illinois	IL						
15.	Indiana	IN						
16.	Iowa	IA						
17.	Kansas	KS						
18.	Kentucky	KY						
19.	Louisiana	LA						
20.	Maine	ME						
21.	Maryland	MD						
22.	Massachusetts	MA						
23.	Michigan	MI						
24.	Minnesota	MN						
25.	Mississippi	MS						
26.	Missouri	MO						
27.	Montana	MT						
28.	Nebraska	NE						
29.	Nevada	NV						
30.	New Hampshire	NH						
31.	New Jersey	NJ						
32.	New Mexico	NM						
33.	New York	NY						
34.	North Carolina	NC						
35.	North Dakota	ND						
36.	Ohio	OH						
37.	Oklahoma	OK						
38.	Oregon	OR						
39.	Pennsylvania	PA						
40.	Rhode Island	RI						
41.	South Carolina	SC						
42.	South Dakota	SD						
43.	Tennessee	TN						
44.	Texas	TX						
45.	Utah	UT						
46.	Vermont	VT						
47.	Virginia	VA						
48.	Washington	WA						
49.	West Virginia	WV						
50.	Wisconsin	WI						
51.	Wyoming	WY						
52.	American Samoa	AS						
53.	Guam	GU						
54.	Puerto Rico	PR						
55.	U.S. Virgin Islands	VI						
56.	Northern Mariana Islands	MP						
57.	Canada	CAN						
58.	Aggregate Other Alien	OT						
59.	Total							

NONE

ANNUAL STATEMENT FOR THE YEAR 2014 OF THE NATIONWIDE INSURANCE COMPANY OF FLORIDA

SCHEDULE Y
PART 1A - DETAIL OF INSURANCE HOLDING COMPANY SYSTEM

1	2	3	4	5	6	7	8	9	10	11	12	13	14	15
Group Code	Group Name	NAIC Company Code	ID Number	Federal RSSD	CIK	Name of Securities Exchange if Publicly Traded (U.S. or International)	Names of Parent, Subsidiaries Or Affiliates	Domiciliary Location	Relationship to Reporting Entity	Directly Controlled by (Name of Entity/Person)	Type of Control (Ownership, Board, Management, Attorney-in-Fact, Influence, Other)	If Control is Ownership Provide Percentage	Ultimate Controlling Entity(ies)/Person(s)	*
0140	Nationwide		31-1486309	4590018			10 W. Nationwide, LLC	OH	NIA	Nationwide Realty Investors, Ltd.	Ownership	100.000	Nationwide Mutual Insurance Company	
0140	Nationwide		31-1486309				1000 Yard Street, LLC	OH	NIA	Nationwide Realty Investors, Ltd.	Ownership	100.000	Nationwide Mutual Insurance Company	
0140	Nationwide		31-1486309	4594954			101 N. Twentieth St, LLC	OH	NIA	Nationwide Realty Investors, Ltd.	Ownership	100.000	Nationwide Mutual Insurance Company	
0140	Nationwide		31-1486309				1050 Yard Street, LLC	OH	NIA	Nationwide Realty Investors, Ltd.	Ownership	100.000	Nationwide Mutual Insurance Company	
0140	Nationwide		20-4939866				1125 Rail Street, LLC	OH	NIA	NRI Equity Land Investments, LLC	Ownership	100.000	Nationwide Mutual Insurance Company	
0140	Nationwide		31-1733036	4594963			120 Acre Partners, LLC	DE	NIA	Nationwide Realty Investors, Ltd.	Ownership	95.000	Nationwide Mutual Insurance Company	1
0140	Nationwide		26-2451988	4288132			1492 Capital, LLC	OH	NIA	Nationwide Mutual Insurance Company	Ownership	100.000	Nationwide Mutual Insurance Company	
0140	Nationwide		31-1486309				155 Rivulon Boulevard, LLC	OH	NIA	Nationwide Realty Investors, Ltd.	Ownership	100.000	Nationwide Mutual Insurance Company	
0140	Nationwide		20-1347603	4594806			180 E. Broad Partners, LLC	OH	NIA	Nationwide Realty Investors, Ltd.	Ownership	33.330	Nationwide Mutual Insurance Company	1
0140	Nationwide		31-1486309				275 Rivulon Boulevard, LLC	OH	NIA	Nationwide Realty Investors, Ltd.	Ownership	100.000	Nationwide Mutual Insurance Company	
0140	Nationwide		31-1580283	4590835			400 West Nationwide Boulevard, LLC	OH	NIA	NWD Investments, LLC	Ownership	100.000	Nationwide Mutual Insurance Company	
0140	Nationwide		31-1580283	4591140			425 West Nationwide Boulevard, LLC	OH	NIA	NWD Investments, LLC	Ownership	100.000	Nationwide Mutual Insurance Company	
0140	Nationwide		31-1486309	4595009			44 Chestnut, LLC	OH	NIA	Nationwide Realty Investors, Ltd.	Ownership	100.000	Nationwide Mutual Insurance Company	
0140	Nationwide		20-4939866	4590497			775 Yard Street Restaurant, LLC	OH	NIA	NRI Equity Land Investments, LLC	Ownership	100.000	Nationwide Mutual Insurance Company	
0140	Nationwide		20-4939866	4590750			775 Yard Street, LLC	OH	NIA	NRI Equity Land Investments, LLC	Ownership	100.000	Nationwide Mutual Insurance Company	
0140	Nationwide		20-4939866				780 Yard Street, LLC	OH	NIA	NRI Equity Land Investments, LLC	Ownership	100.000	Nationwide Mutual Insurance Company	
0140	Nationwide		20-4939866	4671583			795 Rail Street, LLC	OH	NIA	NRI Equity Land Investments, LLC	Ownership	100.000	Nationwide Mutual Insurance Company	
0140	Nationwide		20-4939866	4590602			800 Bobcat Avenue, LLC	OH	NIA	NRI Equity Land Investments, LLC	Ownership	100.000	Nationwide Mutual Insurance Company	
0140	Nationwide		20-4939866	4671499			800 Goodale Boulevard, LLC	OH	NIA	NRI Equity Land Investments, LLC	Ownership	100.000	Nationwide Mutual Insurance Company	
0140	Nationwide		20-4939866	4671789			800 Yard Street, LLC	OH	NIA	NRI Equity Land Investments, LLC	Ownership	100.000	Nationwide Mutual Insurance Company	
0140	Nationwide		20-4939866	4590778			805 Bobcat Avenue, LLC	OH	NIA	NRI Equity Land Investments, LLC	Ownership	100.000	Nationwide Mutual Insurance Company	
0140	Nationwide		20-4939866	4590611			845 Yard Street, LLC	OH	NIA	NRI Equity Land Investments, LLC	Ownership	100.000	Nationwide Mutual Insurance Company	
0140	Nationwide		20-4939866	4590787			850 Goodale Blvd., LLC	OH	NIA	NRI Equity Land Investments, LLC	Ownership	100.000	Nationwide Mutual Insurance Company	
0140	Nationwide		20-4939866	4590714			895 W. Third Ave., LLC	OH	NIA	NRI Equity Land Investments, LLC	Ownership	100.000	Nationwide Mutual Insurance Company	
0140	Nationwide		20-4939866				925 Burrell Avenue Acquisitions, LLC	OH	NIA	NRI Equity Land Investments, LLC	Ownership	100.000	Nationwide Mutual Insurance Company	
0140	Nationwide		20-4939866				975 Rail Street, LLC	OH	NIA	NRI Equity Land Investments, LLC	Ownership	100.000	Nationwide Mutual Insurance Company	
0140	Nationwide		31-1680808	4594833			AD Investments, LLC	OH	NIA	Nationwide Realty Investors, Ltd.	Ownership	60.000	Nationwide Mutual Insurance Company	1
0140	Nationwide		31-1580283	4590992			ADTV, LLC	OH	NIA	NWD Investments, LLC	Ownership	100.000	Nationwide Mutual Insurance Company	
0140	Nationwide		52-2227314	42877247			AGMC Reinsurance, Ltd.	TCA	IA	Nationwide Advantage Mortgage Company	Ownership	100.000	Nationwide Mutual Insurance Company	
0140	Nationwide		42-1011300	4287229			ALLIED General Agency Company	IA	IA	AMCO Insurance Company	Ownership	100.000	Nationwide Mutual Insurance Company	
0140	Nationwide		42-0958655	1677548			ALLIED Group, Inc.	IA	IA	Allied Holdings (Delaware), Inc.	Ownership	100.000	Nationwide Mutual Insurance Company	
0140	Nationwide		46-4628790	4613462			Allied Holdings (Delaware), Inc.	DE	IA	Nationwide Mutual Insurance Company	Ownership	100.000	Nationwide Mutual Insurance Company	
0140	Nationwide	10127	27-0114983	4288169			ALLIED Insurance Company of America	OH	IA	Nationwide Mutual Insurance Company	Ownership	100.000	Nationwide Mutual Insurance Company	
							ALLIED Property and Casualty Insurance Company	IA	IA	ALLIED Group, Inc.	Ownership	100.000	Nationwide Mutual Insurance Company	
0140	Nationwide	45279	42-1201931	4287144			ALLIED Texas Agency, Inc.	TX	IA	AMCO Insurance Company	Ownership	100.000	Nationwide Mutual Insurance Company	
0140	Nationwide	19100	42-1527863	4287238			AMCO Insurance Company	IA	IA	ALLIED Group, Inc.	Ownership	100.000	Nationwide Mutual Insurance Company	
0140	Nationwide		42-6054959	4287153			AMCO Insurance Company	IA	IA	ALLIED Group, Inc.	Ownership	100.000	Nationwide Mutual Insurance Company	
0140	Nationwide		59-1031596	4288011			American Marine Underwriters, Inc.	FL	IA	Nationwide Mutual Insurance Company	Ownership	100.000	Nationwide Mutual Insurance Company	
0140	Nationwide		31-1486309	4595036			Anderson Meadows, LLC	OH	NIA	Nationwide Realty Investors, Ltd.	Ownership	100.000	Nationwide Mutual Insurance Company	
0140	Nationwide		31-1580283	4591177			Arena District CA I, LLC	OH	NIA	NWD Investments, LLC	Ownership	100.000	Nationwide Mutual Insurance Company	
			90-0280710				Arena District Owners Association	OH	OTH	Other non-Nationwide	n/a		Other non-Nationwide	2
0140	Nationwide		31-1580283	4591010			Arena Theatres, LLC	OH	NIA	NWD Investments, LLC	Ownership	100.000	Nationwide Mutual Insurance Company	
							Artesa at Quarry Village, LLC	TX	OTH	Other non-Nationwide	n/a		Other non-Nationwide	2
0140	Nationwide		20-3624379	4595371			BCCS Investment Fund LLC	DE	NIA	Nationwide Mutual Insurance Company	Ownership	100.000	Nationwide Mutual Insurance Company	
0140	Nationwide						Berkshire Crossing Development, LLC	DE	NIA	NorthStar Commercial Development, LLC	Ownership	100.000	Nationwide Mutual Insurance Company	
0140	Nationwide		31-1184438	4594842			Boulevard Inn Limited Liability Company	OH	NIA	Nationwide Realty Investors, Ltd.	Ownership	94.800	Nationwide Mutual Insurance Company	1
0140	Nationwide		31-1555487	4593658			Broad Street Retail, LLC	DE	NIA	Nationwide Realty Investors, Ltd.	Ownership	60.000	Nationwide Mutual Insurance Company	1
0140	Nationwide		20-3624379	4595531			Brooke School Investment Fund, LLC	DE	OTH	Nationwide Mutual Insurance Company	Ownership	100.000	Nationwide Mutual Insurance Company	2
0140	Nationwide		26-0899413	3730540			CHP New Markets Investment Fund, LLC	OH	OTH	Nationwide Mutual Insurance Company	Limited partner /no control	50.000	Other non-Nationwide	1
0140	Nationwide		20-1618232	4595241			CNRI-Cannonsport Condominium, LLC	OH	NIA	CNRI-Cannonsport, LLC	Ownership	100.000	Nationwide Mutual Insurance Company	
0140	Nationwide		20-1618232	4595045			CNRI-Cannonsport, LLC	OH	NIA	Nationwide Realty Investors, Ltd.	Ownership	100.000	Nationwide Mutual Insurance Company	

ANNUAL STATEMENT FOR THE YEAR 2014 OF THE NATIONWIDE INSURANCE COMPANY OF FLORIDA

SCHEDULE Y

PART 1A - DETAIL OF INSURANCE HOLDING COMPANY SYSTEM

1	2	3	4	5	6	7	8	9	10	11	12	13	14	15
Group Code	Group Name	NAIC Company Code	ID Number	Federal RSSD	CIK	Name of Securities Exchange if Publicly Traded (U.S. or International)	Names of Parent, Subsidiaries Or Affiliates	Domiciliary Location	Relationship to Reporting Entity	Directly Controlled by (Name of Entity/Person)	Type of Control (Ownership, Board, Management, Attorney-in-Fact, Influence, Other)	If Control is Ownership Provide Percentage	Ultimate Controlling Entity(ies)/Person(s)	*
							Co-Investment Fund, LLC	DE	OTH	Other non-Nationwide	n/a		Other non-Nationwide	2
0140	Nationwide		31-1579973				COLHOC Limited Partnership	OH	NIA	NRI Arena, LLC	Ownership	30.760	Other non-Nationwide	1
0140	Nationwide	29262	74-1061659	4288057			Colonial County Mutual Insurance Company	TX	OTH	Other non-Nationwide	contract		Other non-Nationwide	2
0140	Nationwide		45-4901238				Columbus Arena Management, LLC	OH	OTH	Other non-Nationwide			Other non-Nationwide	2
0140	Nationwide		04-3750770	4595951			Continental/North Shore I, L.P.	OH	NIA	Continental/NRI North Shore Investments, LLC	Ownership	100.000	Nationwide Mutual Insurance Company	
0140	Nationwide		20-0366090	3327212			Continental/North Shore II, L.P.	OH	NIA	Continental/NRI North Shore Investments, LLC	Ownership	100.000	Nationwide Mutual Insurance Company	
0140	Nationwide		20-0142724	4588177			Continental/NRI North Shore Investments, LLC	OH	NIA	Nationwide Realty Investors, Ltd.	Ownership	50.500	Nationwide Mutual Insurance Company	1
0140	Nationwide		26-4177534	4595670			Cotton Mill Partners, LLC	VA	NIA	Nationwide Mutual Insurance Company	Ownership	50.000	Nationwide Mutual Insurance Company	1
0140	Nationwide		26-4177534	4595670			Cotton Mill Partners, LLC	VA	NIA	Nationwide Property and Casualty Insurance Company	Ownership	50.000	Nationwide Mutual Insurance Company	1
0140	Nationwide	18961	68-0066866	4288178			Crestbrook Insurance Company	OH	IA	Nationwide Mutual Insurance Company	Ownership	100.000	Nationwide Mutual Insurance Company	
0140	Nationwide		31-1486309	4590255			Crewville, Ltd.	OH	NIA	Nationwide Realty Investors, Ltd.	Ownership	100.000	Nationwide Mutual Insurance Company	
0140	Nationwide	42587	42-1207150	4287162			Depositors Insurance Company	IA	IA	ALLIED Group, Inc.	Ownership	100.000	Nationwide Mutual Insurance Company	
							Discover Affordable Housing Investment Fund I, LLC	OH	OTH	Other non-Nationwide	n/a		Other non-Nationwide	2
0140	Nationwide		46-4104813	4287694			DVM Insurance Agency	CA	NIA	Veterinary Pet Insurance Company	Ownership	100.000	Nationwide Mutual Insurance Company	
0140	Nationwide		20-1945276	4590590			East of Madison, LLC	DE	NIA	120 Acre Partners, Ltd.	Ownership	24.910	Nationwide Mutual Insurance Company	1
0140	Nationwide		20-1945276	4590590			East of Madison, LLC	DE	NIA	ND La Quinta Partners, LLC	Ownership	76.090	Nationwide Mutual Insurance Company	1
0140	Nationwide		20-5268940	4595689			ELH Investment LLC	DE	OTH	Nationwide Mutual Insurance Company	Ownership	100.000	Nationwide Mutual Insurance Company	2
0140	Nationwide	13838	42-0618271	4569372			Farnland Mutual Insurance Company	IA	OTH	Other non-Nationwide	debt		Other non-Nationwide	2
0140	Nationwide	22209	75-6013587	4287676			Freedom Specialty Insurance Company (fka Atlantic Insurance Company)	OH	IA	Scottsdale Insurance Company	Ownership	100.000	Nationwide Mutual Insurance Company	
0140	Nationwide		46-4736379				GPN-1 Property Owners Association, Inc.	OH	OTH	Other non-Nationwide	n/a		Other non-Nationwide	2
0140	Nationwide		20-4939866	4590808			Grandview Yard Hotel Holdings, LLC	OH	NIA	NRI Equity Land Investments, LLC	Ownership	100.000	Nationwide Mutual Insurance Company	
0140	Nationwide		20-4939866	4590826			Grandview Yard Hotel, LLC	OH	NIA	Grandview Yard Hotel Holdings, LLC	Ownership	100.000	Nationwide Mutual Insurance Company	
0140	Nationwide		51-0241172	3582909			Harleysville Group, Inc.	DE	NIA	Allied Holdings (Delaware), Inc.	Ownership	100.000	Nationwide Mutual Insurance Company	
0140	Nationwide	23582	41-0417250	4442260			Harleysville Insurance Company	PA	IA	Harleysville Group, Inc.	Ownership	100.000	Nationwide Mutual Insurance Company	
0140	Nationwide	33235	16-1075588	4442158			Harleysville Insurance Company of New Jersey	NJ	IA	Harleysville Group, Inc.	Ownership	100.000	Nationwide Mutual Insurance Company	
0140	Nationwide	10674	23-2864924	4442242			Harleysville Insurance Company of New York	PA	IA	Harleysville Group, Inc.	Ownership	100.000	Nationwide Mutual Insurance Company	
0140	Nationwide	14516	38-3198542	4442251			Harleysville Lake States Insurance Company	MI	IA	Harleysville Group, Inc.	Ownership	100.000	Nationwide Mutual Insurance Company	
0140	Nationwide	64327	23-1580983	4440659			Harleysville Life Insurance Company	PA	IA	Nationwide Mutual Insurance Company	Ownership	100.000	Nationwide Mutual Insurance Company	
0140	Nationwide		23-2612951	4442149			Harleysville Pennland Insurance Company	PA	IA	Nationwide Mutual Insurance Company	Ownership	100.000	Nationwide Mutual Insurance Company	
0140	Nationwide	35896	23-2384978	4442288			Harleysville Preferred Insurance Company	PA	IA	Harleysville Group, Inc.	Ownership	100.000	Nationwide Mutual Insurance Company	
0140	Nationwide	26182	04-1989660	4442372			Harleysville Worcester Insurance Company	PA	IA	Harleysville Group, Inc.	Ownership	100.000	Nationwide Mutual Insurance Company	
0140	Nationwide		32-0051216	4596903			Hideaway Properties Corp.	CA	OTH	Nationwide Realty Investors, Ltd.	Ownership	50.000	Nationwide Mutual Insurance Company	1
0140	Nationwide		31-0871532	4288020			Insurance Intermediaries, Inc.	OH	IA	Nationwide Mutual Insurance Company	Ownership	100.000	Nationwide Mutual Insurance Company	
0140	Nationwide		31-1486309	4097802			Jerome Village Company, LLC	OH	NIA	Nationwide Realty Investors, Ltd.	Ownership	100.000	Nationwide Mutual Insurance Company	
							Jerome Village Master Property Owners Association	OH	OTH	Other non-Nationwide	n/a		Other non-Nationwide	2
			46-2956640				Jerome Village Residential Property Owners Association, Inc.	OH	NIA	Other non-Nationwide	n/a		Other non-Nationwide	2
0140	Nationwide		31-1486309	4590312			JV Developers, LLC	OH	OTH	Nationwide Realty Investors, Ltd.	Ownership	100.000	Nationwide Mutual Insurance Company	2
0140	Nationwide		20-2137188	4595698			Leaguers Investment Fund, LLC	DE	OTH	Nationwide Mutual Insurance Company	Ownership	100.000	Nationwide Mutual Insurance Company	2
0140	Nationwide		56-3789187	4286969			Life REO Holdings, LLC	OH	NIA	Nationwide Life Insurance Company	Ownership	100.000	Nationwide Mutual Insurance Company	
0140	Nationwide		74-1395229	4288039			Lone Star General Agency, Inc.	TX	IA	Nationwide Mutual Insurance Company	Ownership	100.000	Nationwide Mutual Insurance Company	

ANNUAL STATEMENT FOR THE YEAR 2014 OF THE NATIONWIDE INSURANCE COMPANY OF FLORIDA

SCHEDULE Y

PART 1A - DETAIL OF INSURANCE HOLDING COMPANY SYSTEM

1	2	3	4	5	6	7	8	9	10	11	12	13	14	15
Group Code	Group Name	NAIC Company Code	ID Number	Federal RSSD	CIK	Name of Securities Exchange if Publicly Traded (U.S. or International)	Names of Parent, Subsidiaries Or Affiliates	Domiciliary Location	Relationship to Reporting Entity	Directly Controlled by (Name of Entity/Person)	Type of Control (Ownership, Board, Management, Attorney-in-Fact, Influence, Other)	If Control is Ownership Provide Percentage	Ultimate Controlling Entity(ies)/Person(s)	*
...0140 ...	Nationwide ...		20-3624379	4595700			Match School Investment Fund, LLC	DE	OTH	Nationwide Mutual Insurance Company	Ownership	100.000	Nationwide Mutual Insurance Company	2
...0140 ...	Nationwide ...	11991	38-0865250	4288187			National Casualty Company	WI	IA	Nationwide Mutual Insurance Company	Ownership	100.000	Nationwide Mutual Insurance Company	
				4614900			National Casualty Company of America, Ltd.							
...0140 ...	Nationwide ...		42-1154244	2889795			Nationwide Advantage Mortgage Company	GBR	IA	National Casualty Company	Ownership	100.000	Nationwide Mutual Insurance Company	
				2889795				IA	NIA	AMCO Insurance Company	Ownership	87.300	Nationwide Mutual Insurance Company	
...0140 ...	Nationwide ...		42-1154244	2889795			Nationwide Advantage Mortgage Company	IA	NIA	ALLIED Property & Casualty Insurance Company	Ownership	8.470	Nationwide Mutual Insurance Company	
...0140 ...	Nationwide ...		42-1154244	2889795			Nationwide Advantage Mortgage Company	IA	NIA	Depositors Insurance Company	Ownership	4.230	Nationwide Mutual Insurance Company	
							Nationwide Affinity Insurance Company of America							
...0140 ...	Nationwide ...	26093	48-0470690	4288196				OH	IA	Nationwide Mutual Insurance Company	Ownership	100.000	Nationwide Mutual Insurance Company	
...0140 ...	Nationwide ...	28223	42-1015537	4288208			Nationwide Agribusiness Insurance Company	IA	IA	Nationwide Mutual Insurance Company	Ownership	100.000	Nationwide Mutual Insurance Company	
...0140 ...	Nationwide ...		20-5976272	4595910			Nationwide Alternative Investments, LLC	OH	NIA	Nationwide Mutual Insurance Company	Ownership	100.000	Nationwide Mutual Insurance Company	
...0140 ...	Nationwide ...		31-1578869	4288075			Nationwide Arena, LLC	OH	NIA	NRI Arena, LLC	Ownership	90.000	Nationwide Mutual Insurance Company	1
...0140 ...	Nationwide ...		20-8670712	4288114			Nationwide Asset Management, LLC	OH	NIA	Nationwide Mutual Insurance Company	Ownership	100.000	Nationwide Mutual Insurance Company	
...0140 ...	Nationwide ...	10723	95-0639970	4288217			Nationwide Assurance Company	WI	IA	Nationwide Mutual Insurance Company	Ownership	100.000	Nationwide Mutual Insurance Company	
...0140 ...	Nationwide ...		31-1592130	2729677			Nationwide Bank		OTH	Nationwide Financial Services, Inc.	Ownership	100.000	Nationwide Mutual Insurance Company	2
...0140 ...	Nationwide ...		31-1036287	4288123			Nationwide Cash Management Company	OH	NIA	Nationwide Mutual Insurance Company	Ownership	100.000	Nationwide Mutual Insurance Company	
...0140 ...	Nationwide ...		31-4416546	3828081			Nationwide Corporation	OH	NIA	Nationwide Mutual Insurance Company	Ownership	95.200	Nationwide Mutual Insurance Company	
							Nationwide Corporation	OH	NIA	Nationwide Mutual Fire Insurance Company				
...0140 ...	Nationwide ...		31-4416546	3828081			Nationwide Corporation	OH	NIA		Ownership	4.800	Nationwide Mutual Insurance Company	
...0140 ...	Nationwide ...		04-3679407	4286839			Nationwide Emerging Managers, LLC	DE	NIA	NWD Investment Management, Inc.	Ownership	100.000	Nationwide Mutual Insurance Company	
							Nationwide Exclusive Agent Risk Purchasing Group, LLC							
...0140 ...	Nationwide ...		05-0630007	4288048				OH	NIA	Insurance Intermediaries, Inc.	Ownership	100.000	Nationwide Mutual Insurance Company	
...0140 ...	Nationwide ...		31-1667326	4286932			Nationwide Financial Assignment Company	OH	NIA	Nationwide Life Insurance Company	Ownership	100.000	Nationwide Mutual Insurance Company	
...0140 ...	Nationwide ...		23-2412039	4287087			Nationwide Financial General Agency, Inc.	PA	NIA	NFS Distributors, Inc.	Ownership	100.000	Nationwide Mutual Insurance Company	
							Nationwide Financial Institution							
...0140 ...	Nationwide ...		31-1316276	4287069			Distributors Agency, Inc.	DE	NIA	NFS Distributors, Inc.	Ownership	100.000	Nationwide Mutual Insurance Company	
							Nationwide Financial Services Capital Trust							
...0140 ...	Nationwide ...		31-6554353	4286978				DE	NIA	Nationwide Financial Services, Inc.	Ownership	100.000	Nationwide Mutual Insurance Company	
...0140 ...	Nationwide ...		31-1486870	3828063			Nationwide Financial Services, Inc.	DE	NIA	Nationwide Corporation	Ownership	100.000	Nationwide Mutual Insurance Company	
...0140 ...	Nationwide ...		31-6022301				Nationwide Foundation	OH	OTH	Other non-Nationwide	n/a		Other non-Nationwide	2
...0140 ...	Nationwide ...		52-6969857	4286996			Nationwide Fund Advisors	DE	NIA	Nationwide Financial Services, Inc.	Ownership	100.000	Nationwide Mutual Insurance Company	
...0140 ...	Nationwide ...		31-1748721	42877050			Nationwide Fund Distributors LLC	DE	NIA	NFS Distributors, Inc.	Ownership	100.000	Nationwide Mutual Insurance Company	
...0140 ...	Nationwide ...		31-0900518	4287041			Nationwide Fund Management LLC	DE	IA	NFS Distributors, Inc.	Ownership	100.000	Nationwide Mutual Insurance Company	
...0140 ...	Nationwide ...	23760	31-4425763	4287957			Nationwide General Insurance Company	OH	NIA	Nationwide Mutual Insurance Company	Ownership	100.000	Nationwide Mutual Insurance Company	
...0140 ...	Nationwide ...		31-1570938	4286398			Nationwide Global Holdings, Inc.	OH	NIA	Nationwide Corporation	Ownership	100.000	Nationwide Mutual Insurance Company	
							Nationwide Asset Management Holdings, Inc.							
...0140 ...	Nationwide ...		04-3732385	4286857			Nationwide Global Ventures, Inc.	DE	NIA		Ownership	100.000	Nationwide Mutual Insurance Company	
...0140 ...	Nationwide ...		31-1399201	2839398			Nationwide Indemnity Company	OH	IA	Nationwide Mutual Insurance Company	Ownership	100.000	Nationwide Mutual Insurance Company	
...0140 ...	Nationwide ...	25453	95-2130882	4287180			Nationwide Insurance Company of America	WI	IA	ALLIED Group, Inc.	Ownership	100.000	Nationwide Mutual Insurance Company	
...0140 ...	Nationwide ...	10948	31-1613686	4287966			Nationwide Insurance Company of Florida	OH	RE	Nationwide Mutual Insurance Company	Ownership	100.000	Nationwide Mutual Insurance Company	
...0140 ...	Nationwide ...		41-2206199	4286950			Nationwide Investment Advisors, LLC	OH	NIA	Nationwide Life Insurance Company	Ownership	100.000	Nationwide Mutual Insurance Company	
							Nationwide Investment Services Corporation							
...0140 ...	Nationwide ...		73-0988442	4286923				OK	NIA	Nationwide Life Insurance Company	Ownership	100.000	Nationwide Mutual Insurance Company	
							Nationwide Life and Annuity Insurance Company							
...0140 ...	Nationwide ...	92657	31-1000740	2995098				OH	IA	Nationwide Life Insurance Company	Ownership	100.000	Nationwide Mutual Insurance Company	
...0140 ...	Nationwide ...	66869	31-4156830	2819288			Nationwide Life Insurance Company	OH	IA	Nationwide Financial Services, Inc.	Ownership	100.000	Nationwide Mutual Insurance Company	
							Nationwide Life Tax Credit Partners 2002-A, LLC							
...0140 ...	Nationwide ...		13-4212969	4596127				OH	NIA	Nationwide Life Insurance Company	Other	0.010	Nationwide Mutual Insurance Company	2
							Nationwide Life Tax Credit Partners 2002-B, LLC							
...0140 ...	Nationwide ...		01-0749754	4595960				OH	NIA	Nationwide Life Insurance Company	Other	0.010	Nationwide Mutual Insurance Company	2

ANNUAL STATEMENT FOR THE YEAR 2014 OF THE NATIONWIDE INSURANCE COMPANY OF FLORIDA

SCHEDULE Y

PART 1A - DETAIL OF INSURANCE HOLDING COMPANY SYSTEM

1	2	3	4	5	6	7	8	9	10	11	12	13	14	15
Group Code	Group Name	NAIC Company Code	ID Number	Federal RSSD	CIK	Name of Securities Exchange if Publicly Traded (U.S. or International)	Names of Parent, Subsidiaries Or Affiliates	Domiciliary Location	Relationship to Reporting Entity	Directly Controlled by (Name of Entity/Person)	Type of Control (Ownership, Board, Management, Attorney-in-Fact, Influence, Other)	If Control is Ownership Provide Percentage	Ultimate Controlling Entity(ies)/Person(s)	*
...0140	Nationwide		03-0498148	3262573			Nationwide Life Tax Credit Partners 2002-C, LLC	..OH	..NIA	Nationwide Life Insurance Company	Other	..0.010	Nationwide Mutual Insurance Company	...2
...0140	Nationwide		54-2113175	4596127			Nationwide Life Tax Credit Partners 2003-A, LLC	..OH	..NIA	Nationwide Life Insurance Company	Other	..0.010	Nationwide Mutual Insurance Company	...2
...0140	Nationwide		58-2672725	4596163			Nationwide Life Tax Credit Partners 2003-B, LLC	..OH	..NIA	Nationwide Life Insurance Company	Other	..0.010	Nationwide Mutual Insurance Company	...2
...0140	Nationwide		20-0357951	3811001			Nationwide Life Tax Credit Partners 2003-C, LLC	..OH	..NIA	Nationwide Life Insurance Company	Other	..0.010	Nationwide Mutual Insurance Company	...2
...0140	Nationwide		20-0382144	4596707			Nationwide Life Tax Credit Partners 2004-A, LLC	..OH	..NIA	Nationwide Life Insurance Company	Other	..0.010	Nationwide Mutual Insurance Company	...2
...0140	Nationwide		20-0745944	4596211			Nationwide Life Tax Credit Partners 2004-B, LLC	..OH	..NIA	Nationwide Life Insurance Company	Other	..0.010	Nationwide Mutual Insurance Company	...2
...0140	Nationwide		20-0745965	4596239			Nationwide Life Tax Credit Partners 2004-C, LLC	..OH	..NIA	Nationwide Life Insurance Company	Other	..0.010	Nationwide Mutual Insurance Company	...2
...0140	Nationwide		20-1128408	4596332			Nationwide Life Tax Credit Partners 2004-D, LLC	..OH	..NIA	Nationwide Life Insurance Company	Other	..0.010	Nationwide Mutual Insurance Company	...2
...0140	Nationwide		20-1128472	4596350			Nationwide Life Tax Credit Partners 2004-E, LLC	..OH	..NIA	Nationwide Life Insurance Company	Other	..0.010	Nationwide Mutual Insurance Company	...2
...0140	Nationwide		20-1918935	3318117			Nationwide Life Tax Credit Partners 2004-F, LLC	..OH	..NIA	Nationwide Life Insurance Company	Other	..0.010	Nationwide Mutual Insurance Company	...2
...0140	Nationwide		20-2303694	4596369			Nationwide Life Tax Credit Partners 2005-A, LLC	..OH	..NIA	Nationwide Life Insurance Company	Other	..0.010	Nationwide Mutual Insurance Company	...2
...0140	Nationwide		20-2303602	4596378			Nationwide Life Tax Credit Partners 2005-B, LLC	..OH	..NIA	Nationwide Life Insurance Company	Other	..0.010	Nationwide Mutual Insurance Company	...2
...0140	Nationwide		20-2450960	4596387			Nationwide Life Tax Credit Partners 2005-C, LLC	..OH	..NIA	Nationwide Life Insurance Company	Other	..0.010	Nationwide Mutual Insurance Company	...2
...0140	Nationwide		20-2451052	4596396			Nationwide Life Tax Credit Partners 2005-D, LLC	..OH	..NIA	Nationwide Life Insurance Company	Other	..0.010	Nationwide Mutual Insurance Company	...2
...0140	Nationwide		20-2774223	4596408			Nationwide Life Tax Credit Partners 2005-E, LLC	..OH	..NIA	Nationwide Life Insurance Company	Other	..0.010	Nationwide Mutual Insurance Company	...2
...0140	Nationwide		21-1288836	4596426			Nationwide Life Tax Credit Partners 2007-A, LLC	..OH	..NIA	Nationwide Life Insurance Company	Other	..0.010	Nationwide Mutual Insurance Company	...2
...0140	Nationwide		26-3427373	4596435			Nationwide Life Tax Credit Partners 2009-A, LLC	..OH	..NIA	Nationwide Life Insurance Company	Other	..0.010	Nationwide Mutual Insurance Company	...2
...0140	Nationwide		26-3427435	4596444			Nationwide Life Tax Credit Partners 2009-B, LLC	..OH	..NIA	Nationwide Life Insurance Company	Other	..0.010	Nationwide Mutual Insurance Company	...2
...0140	Nationwide		26-3427479	4596499			Nationwide Life Tax Credit Partners 2009-C, LLC	..OH	..NIA	Nationwide Life Insurance Company	Other	..0.010	Nationwide Mutual Insurance Company	...2
...0140	Nationwide		26-3427525	4596510			Nationwide Life Tax Credit Partners 2009-D, LLC	..OH	..NIA	Nationwide Life Insurance Company	Other	..0.010	Nationwide Mutual Insurance Company	...2
...0140	Nationwide		26-4737055	4596529			Nationwide Life Tax Credit Partners 2009-E, LLC	..OH	..NIA	Nationwide Life Insurance Company	Ownership	..100.000	Nationwide Mutual Insurance Company	...2
...0140	Nationwide		26-4737157	4596547			Nationwide Life Tax Credit Partners 2009-F, LLC	..OH	..NIA	Nationwide Life Insurance Company	Ownership	..100.000	Nationwide Mutual Insurance Company	...2
...0140	Nationwide		27-1362364	4596622			Nationwide Life Tax Credit Partners 2009-I, LLC	..OH	..NIA	Nationwide Life Insurance Company	Other	..0.010	Nationwide Mutual Insurance Company	...2
...0140	Nationwide		45-0469525	3779811			Nationwide Life Tax Credit Partners No. 1, LLC	..OH	..NIA	Nationwide Life Insurance Company	Other	..0.010	Nationwide Mutual Insurance Company	...2
...0140	Nationwide		46-1952215	4596556			Nationwide Life Tax Credit Partners 2013-A, LLC	..OH	..NIA	Nationwide Life Insurance Company	Other	..0.010	Nationwide Mutual Insurance Company	...2

ANNUAL STATEMENT FOR THE YEAR 2014 OF THE NATIONWIDE INSURANCE COMPANY OF FLORIDA

SCHEDULE Y

PART 1A - DETAIL OF INSURANCE HOLDING COMPANY SYSTEM

1	2	3	4	5	6	7	8	9	10	11	12	13	14	15
Group Code	Group Name	NAIC Company Code	ID Number	Federal RSSD	CIK	Name of Securities Exchange if Publicly Traded (U.S. or International)	Names of Parent, Subsidiaries Or Affiliates	Domi-ciliary Location	Relation-ship to Reporting Entity	Directly Controlled by (Name of Entity/Person)	Type of Control (Ownership, Board, Management, Attorney-in-Fact, Influence, Other)	If Control is Ownership Provide Percentage	Ultimate Controlling Entity(ies)/Person(s)	*
...0140 ...	Nationwide	46-1971926	4596592	Nationwide Life Tax Credit Partners 2013-B, LLCOH.....	..NIA.....	Nationwide Life Insurance Company	Other.....	..0.010	Nationwide Mutual Insurance Company2
...0140 ...	Nationwide42110	75-1780981	4287984	Nationwide LloydsTX.....	..IA.....	n/a	contract	Nationwide Mutual Insurance Company
...0140 ...	Nationwide	42-1373380	4287210	Nationwide Member Solutions Agency, Inc.IA.....	..NIA.....	ALL IED Group, Inc.	Ownership.....	..100.000	Nationwide Mutual Insurance Company
...0140 ...	Nationwide	4597094	4597094	Nationwide Mutual Capital I, LLCDE.....	..NIA.....	Nationwide Mutual Capital, LLC	Ownership.....	..100.000	Nationwide Mutual Insurance Company
...0140 ...	Nationwide	75-3191025	4595269	Nationwide Mutual Capital, LLCOH.....	..NIA.....	Nationwide Mutual Insurance Company	Ownership.....	..100.000	Nationwide Mutual Insurance Company
...0140 ...	Nationwide23779	82-0549218	3828090	Nationwide Mutual Fire Insurance CompanyOH.....	..OTH.....	Other non-Nationwide	n/a	Other non-Nationwide2
...0140 ...	Nationwide23787	31-4177100	3828072	Nationwide Mutual Insurance CompanyOH.....	..UDP.....	Other non-Nationwide	n/a	Other non-Nationwide
...0140 ...	Nationwide	34-2012765	4288084	Nationwide Private Equity Fund, LLCOH.....	..NIA.....	Nationwide Mutual Insurance Company	Ownership.....	..100.000	Nationwide Mutual Insurance Company
.....	Nationwide Property and Casualty Insurance CompanyOH.....	..IA.....	Nationwide Mutual Insurance Company	Ownership.....	..100.000	Nationwide Mutual Insurance Company
...0140 ...	Nationwide37877	31-0970750	4287993	Nationwide Realty Investors, Ltd.OH.....	..NIA.....	Nationwide Mutual Insurance Company	Ownership.....	..96.800	Nationwide Mutual Insurance Company
...0140 ...	Nationwide	31-1486309	4288105	Nationwide Realty Investors, Ltd.OH.....	..NIA.....	Nationwide Indemnity Company	Ownership.....	..3.200	Nationwide Mutual Insurance Company
...0140 ...	Nationwide	31-1486309	4288105	Nationwide Realty Management, LLCOH.....	..NIA.....	Nationwide Realty Investors, Ltd.	Ownership.....	..100.000	Nationwide Mutual Insurance Company
...0140 ...	Nationwide	4288066	4288066	Nationwide Realty Services, Ltd.OH.....	..NIA.....	Nationwide Mutual Insurance Company	Ownership.....	..100.000	Nationwide Mutual Insurance Company
...0140 ...	Nationwide	06-0987812	4287117	Nationwide Retirement Solutions Insurance Agency, Inc.MA.....	..IA.....	Nationwide Retirement Solutions, Inc.	Ownership.....	..100.000	Nationwide Mutual Insurance Company
...0140 ...	Nationwide	73-0948330	4287096	Nationwide Retirement Solutions, Inc.DE.....	..NIA.....	NFS Distributors, Inc.	Ownership.....	..100.000	Nationwide Mutual Insurance Company
...0140 ...	Nationwide	86-0924069	4287108	Nationwide Retirement Solutions, Inc. of ArizonaAZ.....	..NIA.....	Nationwide Retirement Solutions, Inc.	Ownership.....	..100.000	Nationwide Mutual Insurance Company
...0140 ...	Nationwide	31-1331479	4287126	Nationwide Retirement Solutions, Inc. of OhioOH.....	..NIA.....	Nationwide Retirement Solutions, Inc.	Ownership.....	..100.000	Nationwide Mutual Insurance Company
.....	Nationwide Retirement Solutions, Inc. of TexasTX.....	..NIA.....	Nationwide Retirement Solutions, Inc.	Ownership.....	..100.000	Nationwide Mutual Insurance Company
...0140 ...	Nationwide	74-2200854	4287135	Nationwide Securities, LLCOH.....	..NIA.....	NFS Distributors, Inc.	Ownership.....	..100.000	Nationwide Mutual Insurance Company
...0140 ...	Nationwide	36-2434406	4287078	Nationwide Services Company, LLCOH.....	..NIA.....	Nationwide Mutual Insurance Company	Ownership.....	..100.000	Nationwide Mutual Insurance Company
...0140 ...	Nationwide	31-4177100	4288093	Nationwide Tax Credit Partners 2009-G, LLCOH.....	..NIA.....	Nationwide Mutual Insurance Company	Ownership.....	..100.000	Nationwide Mutual Insurance Company
...0140 ...	Nationwide	27-0743545	4564041	Nationwide Tax Credit Partners 2009-H, LLCOH.....	..NIA.....	Nationwide Mutual Insurance Company	Other.....	..0.010	Nationwide Mutual Insurance Company2
...0140 ...	Nationwide	27-0768791	4596891	Nationwide Tax Credit Partners 2009-I, LLCOH.....	..NIA.....	Nationwide Mutual Insurance Company	Ownership.....	..100.000	Nationwide Mutual Insurance Company2
...0140 ...	Nationwide	27-1362364	4596622	Nationwide Tax Credit Partners 2013-A, LLCOH.....	..NIA.....	Nationwide Life Insurance Company	Other.....	..0.010	Nationwide Mutual Insurance Company2
...0140 ...	Nationwide	46-1952215	4596566	Nationwide Tax Credit Partners 2013-B, LLCOH.....	..NIA.....	Nationwide Life Insurance Company	Ownership.....	..0.010	Nationwide Mutual Insurance Company2
.....
...0140 ...	Nationwide	46-1971926	4588168	ND La Quinta Partners, LLCDE.....	..NIA.....	Nationwide Life Insurance Company	Ownership.....	..0.010	Nationwide Mutual Insurance Company
...0140 ...	Nationwide	11-3651828	4286866	Newhouse Capital Partners II, LLCDE.....	..NIA.....	Nationwide Realty Investors, Ltd.	Ownership.....	..95.000	Nationwide Mutual Insurance Company1
...0140 ...	Nationwide	4286866	Newhouse Capital Partners II, LLCDE.....	..NIA.....	Nationwide Global Ventures, Inc.	Ownership.....	..80.000	Nationwide Mutual Insurance Company1
...0140 ...	Nationwide	4286866	Newhouse Capital Partners, LLCDE.....	..NIA.....	Nationwide Global Ventures, Inc.	Ownership.....	..99.000	Nationwide Mutual Insurance Company1
...0140 ...	Nationwide	4286679	Newhouse Capital Partners, LLCDE.....	..NIA.....	NWD Investment Management, Inc.	Ownership.....	..19.000	Nationwide Mutual Insurance Company1
...0140 ...	Nationwide	4286679	Newhouse Capital Partners, LLCDE.....	..NIA.....	Nationwide Mutual Insurance Company	Ownership.....	..70.000	Nationwide Mutual Insurance Company1
.....
...0140 ...	Nationwide	4286679	4286679	Newhouse Capital Partners, LLCDE.....	..NIA.....	Nationwide Mutual Fire Insurance Company	Ownership.....	..10.000	Nationwide Mutual Insurance Company1
...0140 ...	Nationwide	31-1630871	4287032	NFS Distributors, Inc.DE.....	..NIA.....	Nationwide Financial Services, Inc.	Ownership.....	..100.000	Nationwide Mutual Insurance Company1
...0140 ...	Nationwide	14-1892640	4596677	NHT XII Tax Credit Fund, LLCDC.....	..NIA.....	Nationwide Life Insurance Company	Ownership.....	..49.990	Nationwide Mutual Insurance Company1
...0140 ...	Nationwide	14-1892640	4596677	NHT XII Tax Credit Fund, LLCDC.....	..NIA.....	Nationwide Assurance Company	Ownership.....	..25.000	Nationwide Mutual Insurance Company1
...0140 ...	Nationwide	14-1892640	4596677	NHT XII Tax Credit Fund, LLCDC.....	..NIA.....	Nationwide Mutual Insurance Company	Ownership.....	..25.000	Nationwide Mutual Insurance Company1
...0140 ...	Nationwide	46-3762545	4750442	NNOV8, LLCOH.....	..NIA.....	Nationwide Mutual Insurance Company	Ownership.....	..100.000	Nationwide Mutual Insurance Company
.....
.....
...0140 ...	Nationwide	26-0351004	4590817	North Bank Condominium Home Owners AssociationOH.....	..OTH.....	Other non-Nationwide	n/a	Other non-Nationwide2
...0140 ...	Nationwide	20-4939866	4590817	North of Third, LLCOH.....	..NIA.....	NRI Equity Land Investments, LLC	Ownership.....	..100.000	Nationwide Mutual Insurance Company

ANNUAL STATEMENT FOR THE YEAR 2014 OF THE NATIONWIDE INSURANCE COMPANY OF FLORIDA

SCHEDULE Y

PART 1A - DETAIL OF INSURANCE HOLDING COMPANY SYSTEM

1	2	3	4	5	6	7	8	9	10	11	12	13	14	15
Group Code	Group Name	NAIC Company Code	ID Number	Federal RSSD	CIK	Name of Securities Exchange if Publicly Traded (U.S. or International)	Names of Parent, Subsidiaries Or Affiliates	Domiciliary Location	Relationship to Reporting Entity	Directly Controlled by (Name of Entity/Person)	Type of Control (Ownership, Board, Management, Attorney-in-Fact, Influence, Other)	If Control is Ownership Provide Percentage	Ultimate Controlling Entity(ies)/Person(s)	*
0140	Nationwide		26-4083207	4590385			Northstar Commercial Development, LLC	OH	NIA	Nationwide Realty Investors, Ltd.	Ownership	50.000	Nationwide Mutual Insurance Company	1
0140	Nationwide		26-4083354	4594909			Northstar Master Property Owners Association, Inc.	OH	OTH	Other non-Nationwide	n/a		Other non-Nationwide	2
0140	Nationwide		31-1486309	4593630			Northstar Residential Development, LLC	OH	NIA	Nationwide Realty Investors, Ltd.	Ownership	50.000	Nationwide Mutual Insurance Company	1
0140	Nationwide		31-1486309	4594936			NRI 12325 Copper Way, LLC	OH	NIA	Nationwide Realty Investors, Ltd.	Ownership	100.000	Nationwide Mutual Insurance Company	
0140	Nationwide		31-1486309	4594936			NRI 220 Schrock, LLC	OH	NIA	Nationwide Realty Investors, Ltd.	Ownership	100.000	Nationwide Mutual Insurance Company	
0140	Nationwide		31-1486309	4594794			NRI Arena, LLC	OH	NIA	Nationwide Realty Investors, Ltd.	Ownership	100.000	Nationwide Mutual Insurance Company	
0140	Nationwide		31-1486309	4594815			NRI Brookside, LLC	OH	NIA	Nationwide Realty Investors, Ltd.	Ownership	100.000	Nationwide Mutual Insurance Company	
0140	Nationwide		31-1486309	4595027			NRI Builders, LLC	OH	NIA	Nationwide Realty Investors, Ltd.	Ownership	100.000	Nationwide Mutual Insurance Company	
0140	Nationwide		31-1486309	4594851			NRI Communities/Charlotte, LLC	OH	NIA	Nationwide Realty Investors, Ltd.	Ownership	100.000	Nationwide Mutual Insurance Company	
0140	Nationwide		31-1486309	4590246			NRI Communities/Harris Blvd., LLC	OH	NIA	Nationwide Realty Investors, Ltd.	Ownership	100.000	Nationwide Mutual Insurance Company	
0140	Nationwide		31-1486309	4590282			NRI Cramer Creek, LLC	OH	NIA	Nationwide Realty Investors, Ltd.	Ownership	100.000	Nationwide Mutual Insurance Company	
0140	Nationwide		20-4939866	4590460			NRI Equity Land Investments, LLC	OH	NIA	Nationwide Realty Investors, Ltd.	Ownership	80.000	Nationwide Mutual Insurance Company	1
0140	Nationwide		26-0212217	4590394			NRI Equity Tampa, LLC	OH	OTH	Nationwide Realty Investors, Ltd.	Ownership	100.000	Nationwide Mutual Insurance Company	2
0140	Nationwide		31-1486309	4590376			NRI Maxtown, LLC	OH	OTH	Nationwide Realty Investors, Ltd.	Ownership	100.000	Nationwide Mutual Insurance Company	2
0140	Nationwide		30-4939866	4590406			NRI Office Ventures, Ltd	OH	NIA	Nationwide Realty Investors, Ltd.	Ownership	100.000	Nationwide Mutual Insurance Company	
0140	Nationwide		31-1486309	4590349			NRI-Rivulon, LLC	OH	NIA	Nationwide Realty Investors, Ltd.	Ownership	100.000	Nationwide Mutual Insurance Company	
0140	Nationwide		31-1486309	4596912			NRI Telecom, LLC	OH	NIA	NWD Investments, LLC	Ownership	100.000	Nationwide Mutual Insurance Company	
0140	Nationwide		45-3123274	4595438			NTCIF-2011 Georgia State Investor, LLC	OH	NIA	Nationwide Property and Casualty Company	Ownership	100.000	Nationwide Mutual Insurance Company	
0140	Nationwide		90-0729552	4596695			NTCIF-2011, LLC	OH	NIA	Nationwide Life Insurance Company	Ownership	50.000	Nationwide Mutual Insurance Company	
0140	Nationwide		90-0729552	4596695			NTCIF-2011, LLC	OH	NIA	Nationwide Mutual Fire Insurance Company	Ownership	50.000	Nationwide Mutual Insurance Company	
0140	Nationwide		27-4700627	4596716			NTCP 2011-A, LLC	OH	NIA	Nationwide Life Insurance Company	Other	0.010	Nationwide Mutual Insurance Company	
0140	Nationwide		46-0741029	4464703			NTCP 2012-A, LLC	OH	NIA	Nationwide Life Insurance Company	Other	0.010	Nationwide Mutual Insurance Company	
0140	Nationwide		46-3309896	4586164			NTCP 2013-C, LLC	OH	NIA	Nationwide Life Insurance Company	Other	0.010	Nationwide Mutual Insurance Company	
0140	Nationwide		46-4111078	4596743			NTCP 2014-A, LLC	OH	NIA	Nationwide Life Insurance Company	Other	0.010	Nationwide Mutual Insurance Company	
0140	Nationwide		47-1404116				NTCP 2014-B, LLC	OH	NIA	Nationwide Life Insurance Company	Ownership	100.000	Nationwide Mutual Insurance Company	
0140	Nationwide		47-1413242				NTCP 2014-C, LLC	OH	NIA	Nationwide Life Insurance Company	Ownership	100.000	Nationwide Mutual Insurance Company	
0140	Nationwide		26-1903919	4591421			NW-REI, LLC	DE	NIA	Nationwide Mutual Insurance Company	Ownership	100.000	Nationwide Mutual Insurance Company	
0140	Nationwide		46-3654078	4593621			NW-Amesbury, LLC	OH	NIA	NW-REI, LLC	Ownership	100.000	Nationwide Mutual Insurance Company	
0140	Nationwide		46-2943666	4594860			NW-Bandera, LLC	OH	NIA	NW REI, LLC	Ownership	100.000	Nationwide Mutual Insurance Company	
0140	Nationwide		45-5159092	4595063			NW-Bayshore, LLC	OH	NIA	NW REI, LLC	Ownership	100.000	Nationwide Mutual Insurance Company	
0140	Nationwide		46-2451156	4594879			NW-Bee Cave, LLC	OH	NIA	NW REI, LLC	Ownership	100.000	Nationwide Mutual Insurance Company	
0140	Nationwide		46-3707480	4593612			NW-Brooklyn, LLC	OH	NIA	NW REI, LLC	Ownership	100.000	Nationwide Mutual Insurance Company	
0140	Nationwide		46-3968244	4591757			NW-Camelback, LLC	OH	NIA	NW REI, LLC	Ownership	100.000	Nationwide Mutual Insurance Company	
0140	Nationwide		45-2724980	4591690			NW-Cameron, LLC	OH	NIA	NW REI, LLC	Ownership	100.000	Nationwide Mutual Insurance Company	
0140	Nationwide		46-3674167	4590090			NW-Cedar Springs, LLC	OH	NIA	NW REI, LLC	Ownership	100.000	Nationwide Mutual Insurance Company	
0140	Nationwide		46-3994437	4591663			NW-Central Station, LLC	OH	NIA	NW-REI, LLC	Ownership	100.000	Nationwide Mutual Insurance Company	
0140	Nationwide		26-0901660	4505456			NW-ONG Coppel, LLC	DE	NIA	Nationwide Mutual Insurance Company	Ownership	100.000	Nationwide Mutual Insurance Company	
0140	Nationwide		32-0359208	4595157			NW-Corvallis, LLC	OH	NIA	NW REI, LLC	Ownership	100.000	Nationwide Mutual Insurance Company	
0140	Nationwide		31-1580283	4591038			NWD 205 Vine, LLC	OH	NIA	NWD Investments, LLC	Ownership	100.000	Nationwide Mutual Insurance Company	
0140	Nationwide		31-1580283	4591261			NWD 225 Nationwide, LLC	OH	NIA	NWD Investments, LLC	Ownership	100.000	Nationwide Mutual Insurance Company	
0140	Nationwide		31-1580283	4591056			NWD 230 West, LLC	OH	NIA	NWD Investments, LLC	Ownership	100.000	Nationwide Mutual Insurance Company	
0140	Nationwide		31-1580283	4590545			NWD 240 Nationwide, LLC	OH	NIA	NWD Investments, LLC	Ownership	100.000	Nationwide Mutual Insurance Company	
0140	Nationwide		31-1580283	4590273			NWD 250 Brodbelt, LLC	OH	NIA	NWD Investments, LLC	Ownership	100.000	Nationwide Mutual Insurance Company	
0140	Nationwide		31-1580283	4590554			NWD 265 Neil, LLC	OH	NIA	NWD Investments, LLC	Ownership	100.000	Nationwide Mutual Insurance Company	
0140	Nationwide		31-1580283	4590518			NWD 275 Marconi, LLC	OH	NIA	NWD Investments, LLC	Ownership	100.000	Nationwide Mutual Insurance Company	
0140	Nationwide		31-1580283	4590563			NWD 295 McConnell, LLC	OH	NIA	NWD Investments, LLC	Ownership	100.000	Nationwide Mutual Insurance Company	
0140	Nationwide		31-1580283	4590509			NWD 300 Neil, LLC	OH	NIA	NWD Investments, LLC	Ownership	100.000	Nationwide Mutual Insurance Company	
0140	Nationwide		31-1580283	4590572			NWD 300 Spring, LLC	OH	NIA	NWD Investments, LLC	Ownership	100.000	Nationwide Mutual Insurance Company	

ANNUAL STATEMENT FOR THE YEAR 2014 OF THE NATIONWIDE INSURANCE COMPANY OF FLORIDA

SCHEDULE Y
PART 1A - DETAIL OF INSURANCE HOLDING COMPANY SYSTEM

1	2	3	4	5	6	7	8	9	10	11	12	13	14	15
Group Code	Group Name	NAIC Company Code	ID Number	Federal RSSD	CIK	Name of Securities Exchange if Publicly Traded (U.S. or International)	Names of Parent, Subsidiaries Or Affiliates	Domiciliary Location	Relationship to Reporting Entity	Directly Controlled by (Name of Entity/Person)	Type of Control (Ownership, Board, Management, Attorney-in-Fact, Influence, Other)	If Control is Ownership Provide Percentage	Ultimate Controlling Entity(ies)/Person(s)	*
0140	Nationwide		31-1580283	4590527			NWD 355 McConnell, LLC	OH	NIA	NWD Investments, LLC	Ownership	100.000	Nationwide Mutual Insurance Company	
0140	Nationwide		31-1580283	4590581			NWD 425 Nationwide, LLC	OH	NIA	NWD Investments, LLC	Ownership	100.000	Nationwide Mutual Insurance Company	
0140	Nationwide		31-1580283	4590536			NWD 500 Nationwide, LLC	OH	NIA	NWD Investments, LLC	Ownership	100.000	Nationwide Mutual Insurance Company	
0140	Nationwide		31-1580283	4591298			NWD Arena Crossing, LLC	OH	NIA	NWD Investments, LLC	Ownership	100.000	Nationwide Mutual Insurance Company	
0140	Nationwide		31-1580283	4591083			NWD Arena District I, LLC	OH	NIA	NWD Investments, LLC	Ownership	100.000	Nationwide Mutual Insurance Company	
0140	Nationwide		31-1580283	4591300			NWD Arena District II, LLC	OH	NIA	NWD Investments, LLC	Ownership	100.000	Nationwide Mutual Insurance Company	
0140	Nationwide		31-1580283	4591113			NWD Arena District MM, LLC	OH	NIA	NWD Investments, LLC	Ownership	100.000	Nationwide Mutual Insurance Company	
0140	Nationwide		31-1580283	4591319			NWD Arena District PW, LLC	OH	NIA	NWD Investments, LLC	Ownership	100.000	Nationwide Mutual Insurance Company	
0140	Nationwide		31-1580283	4591131			NWD Arena District V, LLC	OH	NIA	NWD Investments, LLC	Ownership	100.000	Nationwide Mutual Insurance Company	
0140	Nationwide		04-3679396	4286848			NWD Asset Management Holdings, Inc.	DE	NIA	NWD Investment Management, Inc.	Ownership	100.000	Nationwide Mutual Insurance Company	
0140	Nationwide		31-1580283	4591328			NWD Athletic Club, LLC	OH	NIA	NWD Investments, LLC	Ownership	100.000	Nationwide Mutual Insurance Company	
0140	Nationwide		31-1580283				NWD Franklinton, LLC	DE	NIA	NWD Investments, LLC	Ownership	100.000	Nationwide Mutual Insurance Company	
0140	Nationwide		31-1636299	4286594			NWD Investment Management, Inc.	DE	NIA	Nationwide Corporation	Ownership	100.000	Nationwide Mutual Insurance Company	
0140	Nationwide		31-1580283	4587965			NWD Investments, LLC	OH	NIA	Nationwide Realty Investors, Ltd.	Ownership	80.000	Nationwide Mutual Insurance Company	
0140	Nationwide		90-0732898	4591430			NW-Dulles, LLC	OH	NIA	NW REI, LLC	Ownership	100.000	Nationwide Mutual Insurance Company	
0140	Nationwide		46-3267884	4595465			NW-Franklin Mills, LLC	OH	NIA	Life Reo Holdings, LLC	Ownership	100.000	Nationwide Mutual Insurance Company	
0140	Nationwide		46-2997049	4591775			NW-Howell Mill, LLC	OH	NIA	NW REI, LLC	Ownership	100.000	Nationwide Mutual Insurance Company	
0140	Nationwide		46-4330384	4750443			NW-Hudnall, LLC	OH	NIA	NW REI, LLC	Ownership	100.000	Nationwide Mutual Insurance Company	
0140	Nationwide		47-2482818				NW-Jasper WAG, LLC	OH	NIA	NW REI, LLC	Ownership	100.000	Nationwide Mutual Insurance Company	
0140	Nationwide		47-1497429				NW-Jefferson, LLC	OH	NIA	NW REI, LLC	Ownership	100.000	Nationwide Mutual Insurance Company	
0140	Nationwide		45-5408178	4591458			NW-Kentwood Towne Center, LLC	OH	NIA	NW REI, LLC	Ownership	100.000	Nationwide Mutual Insurance Company	
0140	Nationwide		46-4857522				NW-Lawrence, LLC	OH	NIA	NW REI, LLC	Ownership	100.000	Nationwide Mutual Insurance Company	
0140	Nationwide		45-5314607	4593461			NW-Lovers Lane, LLC	OH	NIA	NW REI, LLC	Ownership	100.000	Nationwide Mutual Insurance Company	
0140	Nationwide		46-2457568	4591467			NW-Montrose, LLC	OH	NIA	NW REI, LLC	Ownership	100.000	Nationwide Mutual Insurance Company	
0140	Nationwide		45-4630497	4593470			NW-Mueller II, LLC	OH	NIA	NW REI, LLC	Ownership	100.000	Nationwide Mutual Insurance Company	
0140	Nationwide		27-4749848	4591476			NW-Northridge, LLC	OH	NIA	NW REI, LLC	Ownership	100.000	Nationwide Mutual Insurance Company	
0140	Nationwide		46-1089165	4593555			NW-Oakley Station, LLC	OH	NIA	NW REI, LLC	Ownership	100.000	Nationwide Mutual Insurance Company	
0140	Nationwide		46-3888719	4593603			NW-Park 288, LLC	OH	NIA	NW REI, LLC	Ownership	100.000	Nationwide Mutual Insurance Company	
0140	Nationwide		45-5388656	4591485			NW-Park Memorial, LLC	OH	NIA	NW REI, LLC	Ownership	100.000	Nationwide Mutual Insurance Company	
0140	Nationwide		47-1740812				NW-Peachtree, LLC	OH	NIA	NW REI, LLC	Ownership	100.000	Nationwide Mutual Insurance Company	
0140	Nationwide		46-2469044	4591494			NW-Portales, LLC	OH	NIA	NW REI, LLC	Ownership	100.000	Nationwide Mutual Insurance Company	
0140	Nationwide		47-2449044				NW-Promenade at Madison, LLC	OH	NIA	NW REI, LLC	Ownership	100.000	Nationwide Mutual Insurance Company	
0140	Nationwide		45-5159117	4593573			NW-South Park, LLC	OH	NIA	NW REI, LLC	Ownership	100.000	Nationwide Mutual Insurance Company	
0140	Nationwide		27-4749587	4593582			NW-Taylor Farmer Jack, LLC	OH	NIA	NW REI, LLC	Ownership	100.000	Nationwide Mutual Insurance Company	
0140	Nationwide		46-1100378	4591524			NW-Triangle, LLC	OH	NIA	NW REI, LLC	Ownership	100.000	Nationwide Mutual Insurance Company	
0140	Nationwide		46-5764783				NW-Tyson's, LLC	OH	NIA	NW REI, LLC	Ownership	100.000	Nationwide Mutual Insurance Company	
0140	Nationwide		46-1077615	4593591			NW-West Ave., LLC	OH	NIA	NW REI, LLC	Ownership	100.000	Nationwide Mutual Insurance Company	
0140	Nationwide		46-4992444				NW-Windcross, LLC	OH	NIA	NW REI, LLC	Ownership	100.000	Nationwide Mutual Insurance Company	
0140	Nationwide		31-0947092	4590479			OCH Company, LLC	OH	NIA	Nationwide Realty Investors, Ltd.	Ownership	100.000	Nationwide Mutual Insurance Company	
0140	Nationwide		31-0947092	4590442			Ohio Center Hotel Company, Ltd.	OH	NIA	Nationwide Realty Investors, Ltd.	Ownership	56.250	Nationwide Mutual Insurance Company	1
0140	Nationwide		26-0263012				Old Track Street Owners Association	OH	OTH	Other non-Nationwide	n/a		Other non-Nationwide	2
0140	Nationwide	13999	27-1712056	4286914			Olentangy Reinsurance, LLC	VT	IA	Nationwide Life and Annuity Insurance Company	Ownership	100.000	Nationwide Mutual Insurance Company	
0140	Nationwide		47-1923444				On Your Side Nationwide Insurance Agency, Inc.	OH	OTH	Nationwide Mutual Insurance Company	Ownership	100.000	Nationwide Mutual Insurance Company	2
0140	Nationwide			4596462			OYS Fund, LLC	DE	OTH	Nationwide Mutual Insurance Company	Ownership	100.000	Nationwide Mutual Insurance Company	2
0140	Nationwide			4596480			Park 288 Industrial, LLC	TX	NIA	Nationwide Mutual Insurance Company	Investor member / no control	95.000	other non-Nationwide	
0140	Nationwide		31-1486309	4590358			Perimeter A, Ltd	OH	NIA	Nationwide Realty Investors, Ltd.	Ownership	100.000	Nationwide Mutual Insurance Company	
0140	Nationwide		31-1677602	4590488			Pizzuti Properties, LLC	OH	NIA	Nationwide Realty Investors, Ltd.	Ownership	65.000	Nationwide Mutual Insurance Company	
0140	Nationwide		31-1486309	4590291			Polaris A, Ltd.	OH	NIA	Nationwide Realty Investors, Ltd.	Ownership	100.000	Nationwide Mutual Insurance Company	
0140	Nationwide		39-1907217	4287201			Premier Agency, Inc.	IA	NIA	ALLIED Group, Inc.	Ownership	100.000	Nationwide Mutual Insurance Company	

ANNUAL STATEMENT FOR THE YEAR 2014 OF THE NATIONWIDE INSURANCE COMPANY OF FLORIDA

SCHEDULE Y

PART 1A - DETAIL OF INSURANCE HOLDING COMPANY SYSTEM

1	2	3	4	5	6	7	8	9	10	11	12	13	14	15
Group Code	Group Name	NAIC Company Code	ID Number	Federal RSSD	CIK	Name of Securities Exchange if Publicly Traded (U.S. or International)	Names of Parent, Subsidiaries Or Affiliates	Domiciliary Location	Relationship to Reporting Entity	Directly Controlled by (Name of Entity/Person)	Type of Control (Ownership, Board, Management, Attorney-in-Fact, Influence, Other)	If Control is Ownership Provide Percentage	Ultimate Controlling Entity(ies)/Person(s)	*
							Privilege Underwriters Reciprocal Exchange							
4664	Pure	12873	20-8287105	4288253			Privilege Underwriters, Inc.	FL	IA	Other non-Nationwide	n/a		Other non-Nationwide	2
4664	Pure			4288150			Pure Insurance Company	DE	IA	Other non-Nationwide	n/a		Other non-Nationwide	2
4664	Pure	13204	26-3109178	4288226			Pure Risk Management, LLC	FL	IA	Other non-Nationwide	n/a		Other non-Nationwide	2
4664	Pure			4288235			Registered Investment Advisors Services, Inc.	FL	IA	Other non-Nationwide	n/a		Other non-Nationwide	2
0140	Nationwide		75-2938844	4287005				TX	NIA	Nationwide Financial Services, Inc. Nationwide Mutual Fire Insurance Company	Ownership	100.000	Nationwide Mutual Insurance Company	
0140	Nationwide		82-0549218	4288244			Retention Alternatives, Ltd.	BMJ	IA		Ownership	100.000	Nationwide Mutual Insurance Company	1
0140	Nationwide			4595278			Riverview Diversified Opportunities Fund, LLC	DE	OTH	Nationwide Mutual Insurance Company Nationwide Mutual Fire Insurance Company	Ownership		Nationwide Mutual Insurance Company	1
0140	Nationwide			4595278			Riverview Diversified Opportunities Fund, LLC	DE	OTH		Ownership		Nationwide Mutual Insurance Company	1
0140	Nationwide			4595278			Riverview Diversified Opportunities Fund, LLC	DE	OTH		Ownership		Nationwide Mutual Insurance Company	1
0140	Nationwide			4286530			Riverview International Group, Inc.	DE	NIA	NWD Investment Management, Inc.	Ownership	100.000	Nationwide Mutual Insurance Company	
0140	Nationwide			4595287			Riverview Multi Series Fund, LL - Class Event	DE	OTH		Ownership	100.000	Nationwide Mutual Insurance Company	2
0140	Nationwide			4595335			Riverview Multi Series Fund, LL - Class N	DE	OTH		Ownership	100.000	Nationwide Mutual Insurance Company	2
0140	Nationwide			4564032			Riverview Polyphony Fund, LLC	DE	OTH		Ownership	100.000	Nationwide Mutual Insurance Company	2
0140	Nationwide	15580	31-1117969	4288002			Scottsdale Indemnity Company	OH	IA	Nationwide Mutual Insurance Company	Ownership	100.000	Nationwide Mutual Insurance Company	
0140	Nationwide	41297	31-1024978	3091988			Scottsdale Insurance Company	OH	IA	Nationwide Mutual Insurance Company	Ownership	100.000	Nationwide Mutual Insurance Company	
0140	Nationwide						Scottsdale Surplus Lines Insurance Company							
0140	Nationwide	10672	86-0835870	4287649			Streets of Toringdon, LLC	AZ	IA	Scottsdale Insurance Company	Ownership	100.000	Nationwide Mutual Insurance Company	
0140	Nationwide		31-1486309	4590303			The Hideaway Club	OH	NIA	Nationwide Realty Investors, Ltd.	Ownership	100.000	Nationwide Mutual Insurance Company	
0140	Nationwide		91-2158214				The Hideaway Owners Association	CA	OTH	Other non-Nationwide	n/a		Other non-Nationwide	2
0140	Nationwide		86-1094799				The Madison Club	CA	OTH	Other non-Nationwide	n/a		Other non-Nationwide	2
0140	Nationwide		20-3541511				The Madison Club Owners Association	CA	OTH	Other non-Nationwide	n/a		Other non-Nationwide	2
0140	Nationwide		20-3541507				The Waterfront Partners, LLC	CA	OTH	Other non-Nationwide	n/a		Other non-Nationwide	2
0140	Nationwide		31-1610040	2989882			THI Holdings (Delaware), Inc.	OH	NIA	Nationwide Realty Investors, Ltd.	Ownership	50.000	Nationwide Mutual Insurance Company	1
0140	Nationwide		52-2031677	4287751			Titan Auto Insurance of New Mexico, Inc.	DE	NIA	Nationwide Mutual Insurance Company	Ownership	100.000	Nationwide Mutual Insurance Company	
0140	Nationwide		74-2825853	4287863			Titan Indemnity Company	NM	IA	THI Holdings (Delaware), Inc.	Ownership	100.000	Nationwide Mutual Insurance Company	
0140	Nationwide	13242	74-2286759	4287797			Titan Insurance Company	TX	IA	THI Holdings (Delaware), Inc.	Ownership	100.000	Nationwide Mutual Insurance Company	
0140	Nationwide	36269	86-0619597	4287845			Titan Insurance Services, Inc.	MI	IA	Titan Indemnity Company	Ownership	100.000	Nationwide Mutual Insurance Company	
0140	Nationwide		75-1284530	4287890			V.P.I. Services, Inc.	TX	NIA	THI Holdings (Delaware), Inc.	Ownership	100.000	Nationwide Mutual Insurance Company	
0140	Nationwide		33-0160222	4653196			Veterinary Pet Insurance Company	CA	NIA	Veterinary Pet Insurance Company	Ownership	100.000	Nationwide Mutual Insurance Company	
0140	Nationwide	42285	95-3750113	4287685			Veterinary Pet Insurance Company	CA	IA	Scottsdale Insurance Company	Ownership	100.000	Nationwide Mutual Insurance Company	
0140	Nationwide						Victoria Automobile Insurance Company			Victoria Fire & Casualty Insurance Company				
0140	Nationwide	10644	34-1785903	4287911			Victoria Fire & Casualty Company	OH	IA	Victoria Fire & Casualty Insurance Company	Ownership	100.000	Nationwide Mutual Insurance Company	
0140	Nationwide	42889	34-1394913	4287827				OH	IA	THI Holdings (Delaware), Inc.	Ownership	100.000	Nationwide Mutual Insurance Company	
0140	Nationwide						Victoria National Insurance Company			Victoria Fire & Casualty Insurance Company				
0140	Nationwide	10778	34-1842604	4287920				OH	IA	Victoria Fire & Casualty Insurance Company	Ownership	100.000	Nationwide Mutual Insurance Company	
0140	Nationwide						Victoria Select Insurance Company			Victoria Fire & Casualty Insurance Company				
0140	Nationwide	10105	34-1777972	4287939				OH	IA	Victoria Fire & Casualty Insurance Company	Ownership	100.000	Nationwide Mutual Insurance Company	
0140	Nationwide						Victoria Specialty Insurance Company			Victoria Fire & Casualty Insurance Company				
0140	Nationwide	10777	34-1842602	4287948			Western Heritage Insurance Company	OH	IA	Company	Ownership	100.000	Nationwide Mutual Insurance Company	
0140	Nationwide	37150	86-0561941	4287667				AZ	IA	Scottsdale Insurance Company	Ownership	100.000	Nationwide Mutual Insurance Company	
0140	Nationwide			4613341			Westport Capital Partners II			Nationwide Mutual Insurance Company				
0140	Nationwide		31-1486309	4590321			Wilson Road Developers, LLC	CT	OTH	Nationwide Defined Benefit Master Trust	Investor member / no control	71.000	other non-Nationwide	2
0140	Nationwide							OH	NIA	Nationwide Realty Investors, Ltd.	Ownership	100.000	Nationwide Mutual Insurance Company	

ANNUAL STATEMENT FOR THE YEAR 2014 OF THE NATIONWIDE INSURANCE COMPANY OF FLORIDA

SCHEDULE Y

PART 1A - DETAIL OF INSURANCE HOLDING COMPANY SYSTEM

1	2	3	4	5	6	7	8	9	10	11	12	13	14	15
Group Code	Group Name	NAIC Company Code	ID Number	Federal RSSD	CIK	Name of Securities Exchange if Publicly Traded (U.S. or International)	Names of Parent, Subsidiaries Or Affiliates	Domi-ciliary Loca-tion	Relation-ship to Reporting Entity	Directly Controlled by (Name of Entity/Person)	Type of Control (Ownership, Board, Management, Attorney-in-Fact, Influence, Other)	If Control is Owner-ship Provide Percen-tage	Ultimate Controlling Entity(ies)/Person(s)	*
...0140 ...	Nationwide	4613323	Zais Zephyr A-4, LLCDE.....OTH.....	Nationwide Life Insurance Company	limited member / no control60.000	other non-Nationwide2

Asterisk	Explanation
1	For the purposes of this schedule, Nationwide presumed control of these entities because they are owned by at least 10% and are not wholly-owned by a Nationwide entity.
2	Other ownership indicates a non-ownership circumstance by a Nationwide entity.

ANNUAL STATEMENT FOR THE YEAR 2014 OF THE NATIONWIDE INSURANCE COMPANY OF FLORIDA

SCHEDULE Y

PART 2 - SUMMARY OF INSURER'S TRANSACTIONS WITH ANY AFFILIATES

1	2	3	4	5	6	7	8	9	10	11	12	13
NAIC Company Code	ID Number	Names of Insurers and Parent, Subsidiaries or Affiliates	Shareholder Dividends	Capital Contributions	Purchases, Sales or Exchanges of Loans, Securities, Real Estate, Mortgage Loans or Other Investments	Income/ (Disbursements) Incurred in Connection with Guarantees or Undertakings for the Benefit of any Affiliate(s)	Management Agreements and Service Contracts	Income/ (Disbursements) Incurred Under Reinsurance Agreements	*	Any Other Material Activity Not in the Ordinary Course of the Insurer's Business	Totals	Reinsurance Recoverable/ (Payable) on Losses and/or Reserve Credit Taken/(Liability)
	26-2451988	1492 Capital, LLC	(56,850,968)	50,473,522							(6,377,446)	
00000	42-0958655	Allied Group, Inc	10,000,000	1,600,000,000							1,610,000,000	
		Allied Holding (Delaware) Inc.	611,000,000	1,286,344,682							1,897,344,682	
10127	27-0114983	Allied Insurance Company Of America		6,000,000					*		6,000,000	
42579	42-1201931	Allied Prop & Cas Ins Co		(847,000)					*		(847,000)	965,789,021
19100	42-6054959	Amco Insurance Company	(172,000,000)	(8,730,000)				(189,011,812)	*		(369,741,812)	1,643,344,072
		BCCS Investment Fund LLC		511,676							511,676	
		CHP New Markets Investment Fund, LLC		4,200							4,200	
29262	74-1061659	Colonial County Mutual Insurance Co										238,045,596
	26-4177534	Cotton Mill Partners LLC	(1,000)	323							(677)	
18961	68-0066866	Crestbrook Insurance Company	(9,000,000)	1,500,000					*		(7,500,000)	18,687,546
42587	42-1207150	Depositors Insurance Company		(423,000)					*		(423,000)	720,341,662
13838	42-0618271	Farmland Mutual Insurance Company							*			35,374,000
22209	75-6013587	Freedom Specialty Insurance Company										148,819,526
23582	41-0417250	Harleysville Insurance Company	(11,000,000)						*		(11,000,000)	331,230,123
10674	23-2864924	Halaysville Insurance Company Of New York										
			(6,000,000)						*		(6,000,000)	361,082,655
00000	51-0241172	Harleysville Group Inc.	(27,000,000)								(27,000,000)	
42900	23-2253669	Harleysville Insurance Company Of New Jersey	(159,000,000)						*		(159,000,000)	292,083,443
14516	38-3198542	Harleysville Lake States Insurance Company	(48,000,000)						*		(48,000,000)	167,706,102
40983	23-2612951	Harleysville Pennland Insurance Company		366,451,294							366,451,294	
35696	23-2384978	Harleysville Preferred Insurance Company	(164,000,000)						*		(164,000,000)	476,626,553
26182	04-1989660	Harleysville Worcester Insurance Company	(196,000,000)						*		(196,000,000)	583,276,375
	31-0871532	Insurance Intermediaries Inc	(10,000,000)								(10,000,000)	
		Leaguers Investment Fund LLC		932,400							932,400	
	20-5976272	Nationwide Alternative Investments, LLC		(24,311)							(24,311)	
11991	38-0865250	National Casualty Company										1,291,161,288
00000	42-1154244	Nationwide Advantage Mortgage Company		10,000,000							10,000,000	
26093	48-0470690	Nationwide Affinity Insurance Company Of America							*			836,185,556
28223	42-1015537	Nationwide Agribusiness Insurance Company							*			1,143,918,919
10723	95-0639970	Nationwide Assurance Company										23,471,277
00000	31-4416546	Nationwide Corporation	(1,083,269)								(1,083,269)	
00000	31-1486870	Nationwide Financial Services, Inc.		53,700,000						(395,000,000)	(341,300,000)	
23760	31-4425763	Nationwide General Insurance Company							*			486,444,371
10070	31-1399201	Nationwide Indemnity Company	(50,000,000)								(50,000,000)	(450,843,753)
25453	95-2130882	Nationwide Insurance Company Of America										877,274,105
10948	31-1613686	Nationwide Insurance Company Of Florida										162,092
92657	31-1000740	Nationwide Life And Annuity Insurance Company		290,000,000							290,000,000	1,394,858,287
66869	31-4156830	Nationwide Life Insurance Company		(343,700,000)						395,000,000	51,300,000	(152,768,788)

ANNUAL STATEMENT FOR THE YEAR 2014 OF THE NATIONWIDE INSURANCE COMPANY OF FLORIDA

SCHEDULE Y

PART 2 - SUMMARY OF INSURER'S TRANSACTIONS WITH ANY AFFILIATES

1	2	3	4	5	6	7	8	9	10	11	12	13
NAIC Company Code	ID Number	Names of Insurers and Parent, Subsidiaries or Affiliates	Shareholder Dividends	Capital Contributions	Purchases, Sales or Exchanges of Loans, Securities, Real Estate, Mortgage Loans or Other Investments	Income/ (Disbursements) Incurred in Connection with Guarantees or Undertakings for the Benefit of any Affiliate(s)	Management Agreements and Service Contracts	Income/ (Disbursements) Incurred Under Reinsurance Agreements	*	Any Other Material Activity Not in the Ordinary Course of the Insurer's Business	Totals	Reinsurance Recoverable/ (Payable) on Losses and/or Reserve Credit Taken/(Liability)
42110	75-1780981	Nationwide Lloyds										44,358,549
		Nationwide Mutual Capital, LLC	(2,264,090)								(2,264,090)	
23779	31-4177110	Nationwide Mutual Fire Ins Company	43,137,052	(5,959,253)					*		37,177,799	(626,906,109)
23787	31-4177100	Nationwide Mutual Ins Company	390,835,308	(3,551,376,419)				506,342,913	*		(2,654,198,198)	(13,732,522,419)
	34-2012765	Nationwide Private Equity Fund, LLC	(60,575,582)	10,806,479							(49,769,103)	
37877	31-0970750	Nationwide Property And Casualty Ins Company						(317,331,101)	*		(317,331,101)	1,423,555,793
00000	31-1486309	Nationwide Realty Investors, Ltd		46,750,000							46,750,000	
	31-4177100	Nationwide Services Co, LLC	(482,000)								(482,000)	
	47-1413242	Nationwide Tax Credit Partners 2014 - C LLC		3,482,198							3,482,198	
	31-1630871	NFS Distributors, Inc.		(46,000,000)							(46,000,000)	
	14-1892640	NHT Xii Tax Credit Fund, LLC		4,016							4,016	
	31-1486309	NTCIF-2011 Georgia State Investor, LLC	(448,058)								(448,058)	
	90-0729552	NTCIF-2011, LLC	(28,085,478)	5,959,253							(22,126,225)	
	26-1903919	NW-Rei, LLC	(14,477,866)	82,138,940							67,661,074	
13999	27-1712056	Olentangy Reinsurance,LLC										(1,242,089,499)
	47-1923444	On Your Side Nationwide Insurance Agency Inc		56,001,000							56,001,000	
		Oys Fund, LLC	(23,000,000)	56,000,000							33,000,000	
	82-0549218	Retention Alternatives, Inc	(15,000,000)								(15,000,000)	
		Riverview Multi Series Fund, LI - Class Event	(704,049)								(704,049)	
15580	31-1117969	Scottsdale Indemnity Company										462,331,570
41297	31-1024978	Scottsdale Insurance Company							*			1,376,514,367
10672	86-0835870	Scottsdale Surplus Lines Insurance Company		30,000,000							30,000,000	16,823,662
13242	74-2286759	Titan Indemnity Insurance Company										152,552,078
36269	86-0619597	Titan Insurance Company										24,965,445
10778	34-1842604	Victoria National Insurance Company							*			1,204
10644	34-1785903	Victoria Auto Insurance Company							*			38,543,924
42889	34-1394913	Victoria Fire & Casualty Insurance Company										
									*			183,107,731
10108	34-1777972	Victoria Select Insurance Company							*			68,179,111
10777	34-1842602	Victoria Specialty Insurance Company							*			41,768,968
42285	95-3750113	Veterinary Pet Ins Co		(3,200,000)							(3,200,000)	(1,196,540)
	33-0160222	V.P.I Services, Inc.		3,200,000							3,200,000	
37150	86-0561941	Western Heritage Insurance Company										337,742,137
9999999	Control Totals								XXX			

ANNUAL STATEMENT FOR THE YEAR 2014 OF THE NATIONWIDE INSURANCE COMPANY OF FLORIDA











SUPPLEMENTAL EXHIBITS AND SCHEDULES INTERROGATORIES









The following supplemental reports are required to be filed as part of your statement filing unless specifically waived by the domiciliary state. However, in the event that your domiciliary state waives the filing requirement, your response of **WAIVED** to the specific interrogatory will be accepted in lieu of filing a "NONE" report and a bar code will be printed below. If the supplement is required of your company but is not being filed for whatever reason enter **SEE EXPLANATION** and provide an explanation following the interrogatory questions.

		Responses
MARCH FILING		
1.	Will an actuarial opinion be filed by March 1?	YES
2.	Will the Supplemental Compensation Exhibit be filed with the state of domicile by March 1?	YES
3.	Will the confidential Risk-based Capital Report be filed with the NAIC by March 1?.....	YES
4.	Will the confidential Risk-based Capital Report be filed with the state of domicile, if required by March 1?.....	YES
APRIL FILING		
5.	Will the Insurance Expense Exhibit be filed with the state of domicile and the NAIC by April 1?	YES
6.	Will Management's Discussion and Analysis be filed by April 1?	YES
7.	Will the Supplemental Investment Risk Interrogatories be filed by April 1?	YES
MAY FILING		
8.	Will this company be included in a combined annual statement which is filed with the NAIC by May 1?	YES
JUNE FILING		
9.	Will an audited financial report be filed by June 1?	YES
10.	Will Accountant's Letter of Qualifications be filed with the state of domicile and electronically with the NAIC by June 1?	YES
AUGUST FILING		
11.	Will Communication of Internal Control Related Matters Noted in Audit be filed with the state of domicile by August 1?	YES

The following supplemental reports are required to be filed as part of your annual statement filing. However, in the event that your company does not transact the type of business for which the special report must be filed, your response of **NO** to the specific interrogatory will be accepted in lieu of filing a "NONE" report and a bar code will be printed below. If the supplemental is required of your company but is not being filed for whatever reason enter **SEE EXPLANATION** and provide an explanation following the interrogatory questions.

MARCH FILING		
12.	Will Schedule SIS (Stockholder Information Supplement) be filed with the state of domicile by March 1?	NO
13.	Will the Financial Guaranty Insurance Exhibit be filed by March 1?.....	NO
14.	Will the Medicare Supplement Insurance Experience Exhibit be filed with the state of domicile and the NAIC by March 1?.....	NO
15.	Will Supplement A to Schedule T (Medical Professional Liability Supplement) be filed by March 1?	NO
16.	Will the Trusteed Surplus Statement be filed with the state of domicile and the NAIC by March 1?	NO
17.	Will the Premiums Attributed to Protected Cells Exhibit be filed by March 1?	NO
18.	Will the Reinsurance Summary Supplemental Filing for General Interrogatory 9 be filed with the state of domicile and the NAIC by March 1?	NO
19.	Will the Medicare Part D Coverage Supplement be filed with the state of domicile and the NAIC by March 1?.....	NO
20.	Will the confidential Actuarial Opinion Summary be filed with the state of domicile, if required, by March 15 (or the date otherwise specified)?.....	YES
21.	Will the Reinsurance Attestation Supplement be filed with the state of domicile and the NAIC by March 1?	YES
22.	Will the Exceptions to the Reinsurance Attestation Supplement be filed with the state of domicile by March 1?	YES
23.	Will the Bail Bond Supplement be filed with the state of domicile and the NAIC by March 1?	NO
24.	Will the Director and Officer Insurance Coverage Supplement be filed with the state of domicile and the NAIC by March 1?	NO
25.	Will an approval from the reporting entity's state of domicile for relief related to the five-year rotation requirement for lead audit partner be filed electronically with the NAIC by March 1?	NO
26.	Will an approval from the reporting entity's state of domicile for relief related to the one-year cooling off period for independent CPA be filed electronically with the NAIC by March 1?	NO
27.	Will an approval from the reporting entity's state of domicile for relief related to the Requirements for Audit Committees be filed electronically with the NAIC by March 1?.....	NO
APRIL FILING		
28.	Will the Credit Insurance Experience Exhibit be filed with the state of domicile and the NAIC by April 1?	NO
29.	Will the Long-term Care Experience Reporting Forms be filed with the state of domicile and the NAIC by April 1?	NO
30.	Will the Accident and Health Policy Experience Exhibit be filed by April 1?	NO
31.	Will the Supplemental Health Care Exhibit (Parts 1, 2 and 3) be filed with the state of domicile and the NAIC by April 1?	NO
32.	Will the regulator only (non-public) Supplemental Health Care Exhibit's Expense Allocation Report be filed with the state of domicile and the NAIC by April 1?	NO
AUGUST FILING		
33.	Will Management's Report of Internal Control Over Financial Reporting be filed with the state of domicile by August 1?	YES
Explanations:		
12.	This company does not do this type of business.	
13.		
14.		
15.		
16.		
17.		
18.		
19.		
23.		
24.		
25.		
26.		
27.		
28.		
29.		
30.		
31.		
32.		

Bar Codes:		
12.	SIS Stockholder Information Supplement [Document Identifier 420]	 1 0 9 4 8 2 0 1 4 4 2 0 0 0 0 0 0
13.	Financial Guaranty Insurance Exhibit [Document Identifier 240]	 1 0 9 4 8 2 0 1 4 2 4 0 0 0 0 0 0
14.	Medicare Supplement Insurance Experience Exhibit [Document Identifier 360]	 1 0 9 4 8 2 0 1 4 3 6 0 0 0 0 0 0
15.	Supplement A to Schedule T [Document Identifier 455]	 1 0 9 4 8 2 0 1 4 4 5 5 0 0 0 0 0
16.	Trusteed Surplus Statement [Document Identifier 490]	 1 0 9 4 8 2 0 1 4 4 9 0 0 0 0 0 0
17.	Premiums Attributed to Protected Cells [Document Identifier 385]	 1 0 9 4 8 2 0 1 4 3 8 5 0 0 0 0 0
18.	Reinsurance Summary Supplemental Filing [Document Identifier 401]	 1 0 9 4 8 2 0 1 4 4 0 1 0 0 0 0 0
19.	Medicare Part D Coverage Supplement [Document Identifier 365]	 1 0 9 4 8 2 0 1 4 3 6 5 0 0 0 0 0
23.	Bail Bond Supplement [Document Identifier 500]	 1 0 9 4 8 2 0 1 4 5 0 0 0 0 0 0 0
24.	Director and Officer Insurance Coverage Supplement [Document Identifier 505]	 1 0 9 4 8 2 0 1 4 5 0 5 0 0 0 0 0

ANNUAL STATEMENT FOR THE YEAR 2014 OF THE NATIONWIDE INSURANCE COMPANY OF FLORIDA	
SUPPLEMENTAL EXHIBITS AND SCHEDULES INTERROGATORIES	
25. Relief from the five-year rotation requirement for lead audit partner [Document Identifier 224]	
26. Relief from the one-year cooling off period for independent CPA [Document Identifier 225]	
27. Relief from the Requirements for Audit Committees [Document Identifier 226]	
28. Credit Insurance Experience Exhibit [Document Identifier 230]	
29. Long-Term Care Experience Reporting Forms [Document Identifier 306]	
30. Accident and Health Policy Experience Exhibit [Document Identifier 210]	
31. Supplemental Health Care Exhibit (Parts 1, 2 and 3) [Document Identifier 216]	
32. Supplemental Health Care Exhibit's Expense Allocation Report [Document Identifier 217]	

NONE

ALPHABETICAL INDEX

ANNUAL STATEMENT BLANK

Assets	2
Cash Flow	5
Exhibit of Capital Gains (Losses)	12
Exhibit of Net Investment Income	12
Exhibit of Nonadmitted Assets	13
Exhibit of Premiums and Losses (State Page)	19
Five-Year Historical Data	17
General Interrogatories	15
Jurat Page	1
Liabilities, Surplus and Other Funds	3
Notes To Financial Statements	14
Overflow Page For Write-ins	100
Schedule A - Part 1	E01
Schedule A - Part 2	E02
Schedule A - Part 3	E03
Schedule A - Verification Between Years	SI02
Schedule B - Part 1	E04
Schedule B - Part 2	E05
Schedule B - Part 3	E06
Schedule B - Verification Between Years	SI02
Schedule BA - Part 1	E07
Schedule BA - Part 2	E08
Schedule BA - Part 3	E09
Schedule BA - Verification Between Years	SI03
Schedule D - Part 1	E10
Schedule D - Part 1A - Section 1	SI05
Schedule D - Part 1A - Section 2	SI08
Schedule D - Part 2 - Section 1	E11
Schedule D - Part 2 - Section 2	E12
Schedule D - Part 3	E13
Schedule D - Part 4	E14
Schedule D - Part 5	E15
Schedule D - Part 6 - Section 1	E16
Schedule D - Part 6 - Section 2	E16
Schedule D - Summary By Country	SI04
Schedule D - Verification Between Years	SI03
Schedule DA - Part 1	E17
Schedule DA - Verification Between Years	SI10
Schedule DB - Part A - Section 1	E18
Schedule DB - Part A - Section 2	E19
Schedule DB - Part A - Verification Between Years	SI11
Schedule DB - Part B - Section 1	E20
Schedule DB - Part B - Section 2	E21
Schedule DB - Part B - Verification Between Years	SI11
Schedule DB - Part C - Section 1	SI12
Schedule DB - Part C - Section 2	SI13
Schedule DB - Part D - Section 1	E22
Schedule DB - Part D - Section 2	E23
Schedule DB - Verification	SI14
Schedule DL - Part 1	E24
Schedule DL - Part 2	E25
Schedule E - Part 1 - Cash	E26
Schedule E - Part 2 - Cash Equivalents	E27
Schedule E - Part 3 - Special Deposits	E28
Schedule E - Verification Between Years	SI15
Schedule F - Part 1	20
Schedule F - Part 2	21
Schedule F - Part 3	22
Schedule F - Part 4	23
Schedule F - Part 5	24
Schedule F - Part 6 - Section 1	25
Schedule F - Part 6 - Section 2	26
Schedule F - Part 7	27
Schedule F - Part 8	28
Schedule F - Part 9	29

ANNUAL STATEMENT BLANK (Continued)

Schedule H - Accident and Health Exhibit - Part 1	30
Schedule H - Part 2, Part 3 and 4	31
Schedule H - Part 5 - Health Claims	32
Schedule P - Part 1 - Summary	33
Schedule P - Part 1A - Homeowners/Farmowners	35
Schedule P - Part 1B - Private Passenger Auto Liability/Medical	36
Schedule P - Part 1C - Commercial Auto/Truck Liability/Medical	37
Schedule P - Part 1D - Workers' Compensation (Excluding Excess Workers' Compensation)	38
Schedule P - Part 1E - Commercial Multiple Peril	39
Schedule P - Part 1F - Section 1 - Medical Professional Liability - Occurrence	40
Schedule P - Part 1F - Section 2 - Medical Professional Liability - Claims-Made	41
Schedule P - Part 1G - Special Liability (Ocean, Marine, Aircraft (All Perils), Boiler and Machinery)	42
Schedule P - Part 1H - Section 1 - Other Liability - Occurrence	43
Schedule P - Part 1H - Section 2 - Other Liability - Claims-Made	44
Schedule P - Part 1I - Special Property (Fire, Allied Lines, Inland Marine, Earthquake, Burglary & Theft)	45
Schedule P - Part 1J - Auto Physical Damage	46
Schedule P - Part 1K - Fidelity/Surety	47
Schedule P - Part 1L - Other (Including Credit, Accident and Health)	48
Schedule P - Part 1M - International	49
Schedule P - Part 1N - Reinsurance - Nonproportional Assumed Property	50
Schedule P - Part 1O - Reinsurance - Nonproportional Assumed Liability	51
Schedule P - Part 1P - Reinsurance - Nonproportional Assumed Financial Lines	52
Schedule P - Part 1R - Section 1 - Products Liability - Occurrence	53
Schedule P - Part 1R - Section 2 - Products Liability - Claims-Made	54
Schedule P - Part 1S - Financial Guaranty/Mortgage Guaranty	55
Schedule P - Part 1T - Warranty	56
Schedule P - Part 2, Part 3 and Part 4 - Summary	34
Schedule P - Part 2A - Homeowners/Farmowners	57
Schedule P - Part 2B - Private Passenger Auto Liability/Medical	57
Schedule P - Part 2C - Commercial Auto/Truck Liability/Medical	57
Schedule P - Part 2D - Workers' Compensation (Excluding Excess Workers' Compensation)	57
Schedule P - Part 2E - Commercial Multiple Peril	57
Schedule P - Part 2F - Section 1 - Medical Professional Liability - Occurrence	58
Schedule P - Part 2F - Section 2 - Medical Professional Liability - Claims-Made	58
Schedule P - Part 2G - Special Liability (Ocean Marine, Aircraft (All Perils), Boiler and Machinery)	58
Schedule P - Part 2H - Section 1 - Other Liability - Occurrence	58
Schedule P - Part 2H - Section 2 - Other Liability - Claims-Made	58
Schedule P - Part 2I - Special Property (Fire, Allied Lines, Inland Marine, Earthquake, Burglary, and Theft)	59
Schedule P - Part 2J - Auto Physical Damage	59
Schedule P - Part 2K - Fidelity, Surety	59
Schedule P - Part 2L - Other (Including Credit, Accident and Health)	59
Schedule P - Part 2M - International	59
Schedule P - Part 2N - Reinsurance - Nonproportional Assumed Property	60
Schedule P - Part 2O - Reinsurance - Nonproportional Assumed Liability	60
Schedule P - Part 2P - Reinsurance - Nonproportional Assumed Financial Lines	60
Schedule P - Part 2R - Section 1 - Products Liability - Occurrence	61
Schedule P - Part 2R - Section 2 - Products Liability - Claims-Made	61
Schedule P - Part 2S - Financial Guaranty/Mortgage Guaranty	61
Schedule P - Part 2T - Warranty	61
Schedule P - Part 3A - Homeowners/Farmowners	62
Schedule P - Part 3B - Private Passenger Auto Liability/Medical	62
Schedule P - Part 3C - Commercial Auto/Truck Liability/Medical	62
Schedule P - Part 3D - Workers' Compensation (Excluding Excess Workers' Compensation)	62
Schedule P - Part 3E - Commercial Multiple Peril	62
Schedule P - Part 3F - Section 1 - Medical Professional Liability - Occurrence	63
Schedule P - Part 3F - Section 2 - Medical Professional Liability - Claims-Made	63
Schedule P - Part 3G - Special Liability (Ocean Marine, Aircraft (All Perils), Boiler and Machinery)	63
Schedule P - Part 3H - Section 1 - Other Liability - Occurrence	63
Schedule P - Part 3H - Section 2 - Other Liability - Claims-Made	63
Schedule P - Part 3I - Special Property (Fire, Allied Lines, Inland Marine, Earthquake, Burglary, and Theft)	64
Schedule P - Part 3J - Auto Physical Damage	64
Schedule P - Part 3K - Fidelity/Surety	64
Schedule P - Part 3L - Other (Including Credit, Accident and Health)	64
Schedule P - Part 3M - International	64
Schedule P - Part 3N - Reinsurance - Nonproportional Assumed Property	65
Schedule P - Part 3O - Reinsurance - Nonproportional Assumed Liability	65
Schedule P - Part 3P - Reinsurance - Nonproportional Assumed Financial Lines	65
Schedule P - Part 3R - Section 1 - Products Liability - Occurrence	66
Schedule P - Part 3R - Section 2 - Products Liability - Claims-Made	66
Schedule P - Part 3S - Financial Guaranty/Mortgage Guaranty	66
Schedule P - Part 3T - Warranty	66

ANNUAL STATEMENT BLANK (Continued)

Schedule P - Part 4A - Homeowners/Farmowners	67
Schedule P - Part 4B - Private Passenger Auto Liability/Medical	67
Schedule P - Part 4C - Commercial Auto/Truck Liability/Medical	67
Schedule P - Part 4D - Workers' Compensation (Excluding Excess Workers' Compensation)	67
Schedule P - Part 4E - Commercial Multiple Peril	67
Schedule P - Part 4F - Section 1 - Medical Professional Liability - Occurrence	68
Schedule P - Part 4F - Section 2 - Medical Professional Liability - Claims-Made	68
Schedule P - Part 4G - Special Liability (Ocean Marine, Aircraft (All Perils), Boiler and Machinery)	68
Schedule P - Part 4H - Section 1 - Other Liability - Occurrence	68
Schedule P - Part 4H - Section 2 - Other Liability - Claims-Made	68
Schedule P - Part 4I - Special Property (Fire, Allied Lines, Inland Marine, Earthquake, Burglary and Theft)	69
Schedule P - Part 4J - Auto Physical Damage	69
Schedule P - Part 4K - Fidelity/Surety	69
Schedule P - Part 4L - Other (Including Credit, Accident and Health)	69
Schedule P - Part 4M - International	69
Schedule P - Part 4N - Reinsurance - Nonproportional Assumed Property	70
Schedule P - Part 4O - Reinsurance - Nonproportional Assumed Liability	70
Schedule P - Part 4P - Reinsurance - Nonproportional Assumed Financial Lines	70
Schedule P - Part 4R - Section 1 - Products Liability - Occurrence	71
Schedule P - Part 4R - Section 2 - Products Liability - Claims-Made	71
Schedule P - Part 4S - Financial Guaranty/Mortgage Guaranty	71
Schedule P - Part 4T - Warranty	71
Schedule P - Part 5A - Homeowners/Farmowners	72
Schedule P - Part 5B - Private Passenger Auto Liability/Medical	73
Schedule P - Part 5C - Commercial Auto/Truck Liability/Medical	74
Schedule P - Part 5D - Workers' Compensation (Excluding Excess Workers' Compensation)	75
Schedule P - Part 5E - Commercial Multiple Peril	76
Schedule P - Part 5F - Medical Professional Liability - Claims-Made	78
Schedule P - Part 5F - Medical Professional Liability - Occurrence	77
Schedule P - Part 5H - Other Liability - Claims-Made	80
Schedule P - Part 5H - Other Liability - Occurrence	79
Schedule P - Part 5R - Products Liability - Claims-Made	82
Schedule P - Part 5R - Products Liability - Occurrence	81
Schedule P - Part 5T - Warranty	83
Schedule P - Part 6C - Commercial Auto/Truck Liability/Medical	84
Schedule P - Part 6D - Workers' Compensation (Excluding Excess Workers' Compensation)	84
Schedule P - Part 6E - Commercial Multiple Peril	85
Schedule P - Part 6H - Other Liability - Claims-Made	86
Schedule P - Part 6H - Other Liability - Occurrence	85
Schedule P - Part 6M - International	86
Schedule P - Part 6N - Reinsurance - Nonproportional Assumed Property	87
Schedule P - Part 6O - Reinsurance - Nonproportional Assumed Liability	87
Schedule P - Part 6R - Products Liability - Claims-Made	88
Schedule P - Part 6R - Products Liability - Occurrence	88
Schedule P - Part 7A - Primary Loss Sensitive Contracts	89
Schedule P - Part 7B - Reinsurance Loss Sensitive Contracts	91
Schedule P Interrogatories	93
Schedule T - Exhibit of Premiums Written	94
Schedule T - Part 2 - Interstate Compact	95
Schedule Y - Information Concerning Activities of Insurer Members of a Holding Company Group	96
Schedule Y - Part 1A - Detail of Insurance Holding Company System	97
Schedule Y - Part 2 - Summary of Insurer's Transactions With Any Affiliates	98
Statement of Income	4
Summary Investment Schedule	SI01
Supplemental Exhibits and Schedules Interrogatories	99
Underwriting and Investment Exhibit Part 1	6
Underwriting and Investment Exhibit Part 1A	7
Underwriting and Investment Exhibit Part 1B	8
Underwriting and Investment Exhibit Part 2	9
Underwriting and Investment Exhibit Part 2A	10
Underwriting and Investment Exhibit Part 3	11