



HEALTH ANNUAL STATEMENT

FOR THE YEAR ENDED DECEMBER 31, 2014
OF THE CONDITION AND AFFAIRS OF THE

AMERIGROUP Ohio, Inc. dba AMERIGROUP Community Care

NAIC Group Code	0671 (Current)	0671 (Prior)	NAIC Company Code	10767	Employer's ID Number	13-4212818
Organized under the Laws of	Ohio			State of Domicile or Port of Entry	Ohio	
Country of Domicile	United States of America					
Licensed as business type:	Health Maintenance Organization					
Is HMO Federally Qualified?	Yes [] No [X]					
Incorporated/Organized	03/08/2002			Commenced Business	09/01/2005	
Statutory Home Office	4361 Irwin Simpson Road, C/O Community Ins. Co. (Street and Number)			Mason , OH, US 45040 (City or Town, State, Country and Zip Code)		
Main Administrative Office	4425 Corporation Lane (Street and Number)			757-490-6900 (Area Code) (Telephone Number)		
	Virginia Beach , VA, US 23462 (City or Town, State, Country and Zip Code)					
Mail Address	N17 W24340 Riverwood Drive (Street and Number or P.O. Box)			Waukesha , WI, US 53188 (City or Town, State, Country and Zip Code)		
Primary Location of Books and Records	N17 W24340 Riverwood Drive (Street and Number)			262-523-2439 (Area Code) (Telephone Number)		
	Waukesha , WI, US 53188 (City or Town, State, Country and Zip Code)					
Internet Website Address	www.amerigroup.com					
Statutory Statement Contact	Brenda J. Buss (Name)			262-523-2439 (Area Code) (Telephone Number)		
	brenda.buss@bcbswi.com (E-mail Address)			262-523-4945 (FAX Number)		

OFFICERS

President/Chief Executive Officer	Gary Michael Radtke	Treasurer	Robert David Kretschmer
Secretary	Kathleen Susan Kiefer	Vice President/Assistant Secretary	Jack Louis Young

OTHER

Eric (Rick) Kenneth Noble Assistant Treasurer	Tunde Sotayo Sotunde Chairperson	JoAnn Carol Stuckmeyer # Valuation Actuary
---	----------------------------------	--

DIRECTORS OR TRUSTEES

Gary Michael Radtke	Carter Allen Beck	Tunde Sotayo Sotunde
Wayne Scott DeVeydt	Catherine Irene Kelaghan	

State of Virginia SS:
County of Virginia Beach

The officers of this reporting entity being duly sworn, each depose and say that they are the described officers of said reporting entity, and that on the reporting period stated above, all of the herein described assets were the absolute property of the said reporting entity, free and clear from any liens or claims thereon, except as herein stated, and that this statement, together with related exhibits, schedules and explanations therein contained, annexed or referred to, is a full and true statement of all the assets and liabilities and of the condition and affairs of the said reporting entity as of the reporting period stated above, and of its income and deductions therefrom for the period ended, and have been completed in accordance with the NAIC Annual Statement Instructions and Accounting Practices and Procedures manual except to the extent that: (1) state law may differ; or, (2) that state rules or regulations require differences in reporting not related to accounting practices and procedures, according to the best of their information, knowledge and belief, respectively. Furthermore, the scope of this attestation by the described officers also includes the related corresponding electronic filing with the NAIC, when required, that is an exact copy (except for formatting differences due to electronic filing) of the enclosed statement. The electronic filing may be requested by various regulators in lieu of or in addition to the enclosed statement.

 Gary Michael Radtke President/Chief Executive Officer	 Kathleen Susan Kiefer Secretary	 Robert David Kretschmer Treasurer
--	--	--

Subscribed and sworn to before me this 9th day of February
Brittany Rankin

- a. Is this an original filing? Yes [X] No []
b. If no,
1. State the amendment number.....
2. Date filed
3. Number of pages attached.....



EXHIBIT 2 - ACCIDENT AND HEALTH PREMIUMS DUE AND UNPAID

[illegible]

Exhibit 3 - Health Care Receivables

N O N E

Exhibit 3A - Health Care Receivables Collected and Accrued

N O N E

Exhibit 4 - Claims Unpaid and Incentive Pool, Withhold and Bonus

N O N E

EXHIBIT 5 - AMOUNTS DUE FROM PARENT, SUBSIDIARIES AND AFFILIATES

22

EXHIBIT 6 - AMOUNTS DUE TO PARENT, SUBSIDIARIES AND AFFILIATES

23

	1	2	3	4	5	6
Payment Method	Direct Medical Expense Payment	Column 1 as a % of Total Payments	Total Members Covered	Column 3 as a % of Total Members	Column 1 Expenses Paid to Affiliated Providers	Column 1 Expenses Paid to Non-Affiliated Providers
Capitation Payments:						
1. Medical groups	0	0.0		0.0		
2. Intermediaries	0	0.0		0.0		
3. All other providers	0	0.0		0.0		
4. Total capitation payments	0	0.0	0	0.0	0	0
Other Payments:						
5. Fee-for-service	641	0.0	XXX	XXX		641
6. Contractual fee payments	3,435,127	100.0	XXX	XXX		3,435,127
7. Bonus/withhold arrangements - fee-for-service	0	0.0	XXX	XXX		
8. Bonus/withhold arrangements - contractual fee payments	0	0.0	XXX	XXX		
9. Non-contingent salaries	0	0.0	XXX	XXX		
10. Aggregate cost arrangements	0	0.0	XXX	XXX		
11. All other payments	0	0.0	XXX	XXX		
12. Total other payments	3,435,768	100.0	XXX	XXX	0	3,435,768
13. TOTAL (Line 4 plus Line 12)	3,435,768	100%	XXX	XXX	0	3,435,768

EXHIBIT 7 - PART 2 - SUMMARY OF TRANSACTIONS WITH INTERMEDIARIES

1	2	3	4	5	6
NAIC Code	Name of Intermediary	Capitation Paid	Average Monthly Capitation	Intermediary's Total Adjusted Capital	Intermediary's Authorized Control Level RBC
	NONE				
9999999 Totals			xxx	xxx	xxx

EXHIBIT 8 - FURNITURE, EQUIPMENT AND SUPPLIES OWNED

		1	2	3	4	5	6
Description		Cost	Improvements	Accumulated Depreciation	Book Value Less Encumbrances	Assets Not Admitted	Net Admitted Assets
1.	Administrative furniture and equipment	327		327	0		
2.	Medical furniture, equipment and fixtures						
3.	Pharmaceuticals and surgical supplies						
4.	Durable medical equipment						
5.	Other property and equipment						
6.	Total	327	0	327	0	0	0



ANNUAL STATEMENT FOR THE YEAR 2014 OF THE Amerigroup Ohio, Inc.

EXHIBIT OF PREMIUMS, ENROLLMENT AND UTILIZATION (a)

REPORT FOR: 1. CORPORATION AMERIGROUP Ohio, Inc. dba AMERIGROUP Community Care 2. Mason, OH

NAIC Group Code		BUSINESS IN THE STATE OF		DURING THE YEAR							(LOCATION)	
0671		Ohio		2014							NAIC Company Code	
		1	Comprehensive (Hospital & Medical)		4	5	6	7	8	9	10767	
			2	3								
		Total	Individual	Group	Medicare Supplement	Vision Only	Dental Only	Federal Employees Health Benefit Plan	Title XVIII Medicare	Title XIX Medicaid	Other	
Total Members at end of:												
1. Prior Year		0										
2. First Quarter		0										
3. Second Quarter		0										
4. Third Quarter		0										
5. Current Year		0										
6. Current Year Member Months		0										
Total Member Ambulatory Encounters for Year:												
7. Physician		0										
8. Non-Physician		0										
9. Total		0	0	0	0	0	0	0	0	0	0	
10. Hospital Patient Days Incurred		134								134		
11. Number of Inpatient Admissions		0										
12. Health Premiums Written (b)		293,313								293,313		
13. Life Premiums Direct		0										
14. Property/Casualty Premiums Written		0										
15. Health Premiums Earned		338,313								338,313		
16. Property/Casualty Premiums Earned		0										
17. Amount Paid for Provision of Health Care Services		3,435,768								3,435,768		
18. Amount Incurred for Provision of Health Care Services		219,730								219,730		

(a) For health business: number of persons insured under PPO managed care products and number of persons insured under indemnity only products
(b) For health premiums written: amount of Medicare Title XVIII exempt from state taxes or fees \$

HO OH



ANNUAL STATEMENT FOR THE YEAR 2014 OF THE Amerigroup Ohio, Inc.

EXHIBIT OF PREMIUMS, ENROLLMENT AND UTILIZATION (a)

REPORT FOR: 1. CORPORATION AMERIGROUP Ohio, Inc. dba AMERIGROUP Community Care 2. Mason, OH

NAIC Group Code		BUSINESS IN THE STATE OF		Grand Total		DURING THE YEAR		(LOCATION)		2014		NAIC Company Code		10767	
0671		1		Comprehensive (Hospital & Medical)		4		5		6		7		8	
		2		3		Medicare Supplement		Vision Only		Dental Only		Federal Employees Health Benefit Plan		Title XVIII Medicare	
		Total		Individual		Group								Title XIX Medicaid	
														Other	
Total Members at end of:															
1. Prior Year		0		0		0		0		0		0		0	
2. First Quarter		0		0		0		0		0		0		0	
3. Second Quarter		0		0		0		0		0		0		0	
4. Third Quarter		0		0		0		0		0		0		0	
5. Current Year		0		0		0		0		0		0		0	
6. Current Year Member Months		0		0		0		0		0		0		0	
Total Member Ambulatory Encounters for Year:															
7. Physician		0		0		0		0		0		0		0	
8. Non-Physician		0		0		0		0		0		0		0	
9. Total		0		0		0		0		0		0		0	
10. Hospital Patient Days Incurred		134		0		0		0		0		0		134	
11. Number of Inpatient Admissions		0		0		0		0		0		0		0	
12. Health Premiums Written (b)		293,313		0		0		0		0		0		293,313	
13. Life Premiums Direct		0		0		0		0		0		0		0	
14. Property/Casualty Premiums Written		0		0		0		0		0		0		0	
15. Health Premiums Earned		338,313		0		0		0		0		0		338,313	
16. Property/Casualty Premiums Earned		0		0		0		0		0		0		0	
17. Amount Paid for Provision of Health Care Services		3,435,768		0		0		0		0		0		3,435,768	
18. Amount Incurred for Provision of Health Care Services		219,730		0		0		0		0		0		219,730	

(a) For health business: number of persons insured under PPO managed care products 0 and number of persons insured under indemnity only products 0 .

(b) For health premiums written: amount of Medicare Title XVIII exempt from state taxes or fees \$ 0

30.GT

Schedule S - Part 1 - Section 2
N O N E

Schedule S - Part 2
N O N E

Schedule S - Part 3 - Section 2
N O N E

Schedule S - Part 4
N O N E

Schedule S - Part 4 - Bank Footnote
N O N E

Schedule S - Part 5
N O N E

Schedule S - Part 5 - Bank Footnote
N O N E

SCHEDULE S - PART 6

Five Year Exhibit of Reinsurance Ceded Business (000 Omitted)

	1 2014	2 2013	3 2012	4 2011	5 2010
A. OPERATIONS ITEMS					
1. Premiums	0	0	0	0	0
2. Title XVIII - Medicare	0	0	0	0	0
3. Title XIX - Medicaid	0	2,037	4,265	3,513	2,944
4. Commissions and reinsurance expense allowance					
5. Total hospital and medical expenses					
B. BALANCE SHEET ITEMS					
6. Premiums receivable					
7. Claims payable	0	0	0	0	0
8. Reinsurance recoverable on paid losses	0	328	168	489	900
9. Experience rating refunds due or unpaid					
10. Commissions and reinsurance expense allowances due					
11. Unauthorized reinsurance offset					
12. Offset for reinsurance with Certified Reinsurers				XXX	XXX
C. UNAUTHORIZED REINSURANCE (DEPOSITS BY AND FUNDS WITHHELD FROM)					
13. Funds deposited by and withheld from (F)	0	0	0	0	0
14. Letters of credit (L)	0	0	0	0	0
15. Trust agreements (T)	0	0	0	0	0
16. Other (O)	0	0	0	0	0
D. REINSURANCE WITH CERTIFIED REINSURERS (DEPOSITS BY AND FUNDS WITHHELD FROM)					
17. Multiple Beneficiary Trust			0	XXX	XXX
18. Funds deposited by and withheld from (F)			0	XXX	XXX
19. Letters of credit (L)			0	XXX	XXX
20. Trust agreements (T)			0	XXX	XXX
21. Other (O)			0	XXX	XXX

SCHEDULE S - PART 7

Restatement of Balance Sheet to Identify Net Credit For Ceded Reinsurance

	1 As Reported (net of ceded)	2 Restatement Adjustments	3 Restated (gross of ceded)
ASSETS (Page 2, Col. 3)			
1. Cash and invested assets (Line 12)	14,238,513		14,238,513
2. Accident and health premiums due and unpaid (Line 15)	90,465		90,465
3. Amounts recoverable from reinsurers (Line 16.1)	0		0
4. Net credit for ceded reinsurance	XXX	0	0
5. All other admitted assets (Balance)	479,064		479,064
6. Total assets (Line 28)	14,808,042	0	14,808,042
LIABILITIES, CAPITAL AND SURPLUS (Page 3)			
7. Claims unpaid (Line 1)	0		0
8. Accrued medical incentive pool and bonus payments (Line 2)	0		0
9. Premiums received in advance (Line 8)	0		0
10. Funds held under reinsurance treaties with authorized and unauthorized reinsurers (Line 19 first inset amount plus second inset amount)	0		0
11. Reinsurance in unauthorized companies (Line 20 minus inset amount)	0		0
12. Reinsurance with Certified Reinsurers (Line 20 inset amount)			0
13. Funds held under reinsurance treaties with Certified Reinsurers (Line 19 third inset amount)	0		0
14. All other liabilities (Balance)	4,717,752		4,717,752
15. Total liabilities (Line 24)	4,717,752	0	4,717,752
16. Total capital and surplus (Line 33)	10,090,290	XXX	10,090,290
17. Total liabilities, capital and surplus (Line 34)	14,808,042	0	14,808,042
NET CREDIT FOR CEDED REINSURANCE			
18. Claims unpaid	0		
19. Accrued medical incentive pool	0		
20. Premiums received in advance	0		
21. Reinsurance recoverable on paid losses	0		
22. Other ceded reinsurance recoverables	0		
23. Total ceded reinsurance recoverables	0		
24. Premiums receivable	0		
25. Funds held under reinsurance treaties with authorized and unauthorized reinsurers	0		
26. Unauthorized reinsurance	0		
27. Reinsurance with Certified Reinsurers	0		
28. Funds held under reinsurance treaties with Certified Reinsurers	0		
29. Other ceded reinsurance payables/offsets	0		
30. Total ceded reinsurance payables/offsets	0		
31. Total net credit for ceded reinsurance	0		

SCHEDULE T - PART 2
INTERSTATE COMPACT - EXHIBIT OF PREMIUMS WRITTEN

Allocated by States and Territories

States, Etc.		Direct Business Only				
		1	2	3	4	6
		Life (Group and Individual)	Annuities (Group and Individual)	Disability Income (Group and Individual)	Long-Term Care (Group and Individual)	Totals
1.	Alabama	AL				
2.	Alaska	AK				
3.	Arizona	AZ				
4.	Arkansas	AR				
5.	California	CA				
6.	Colorado	CO				
7.	Connecticut	CT				
8.	Delaware	DE				
9.	District of Columbia	DC				
10.	Florida	FL				
11.	Georgia	GA				
12.	Hawaii	HI				
13.	Idaho	ID				
14.	Illinois	IL				
15.	Indiana	IN				
16.	Iowa	IA				
17.	Kansas	KS				
18.	Kentucky	KY				
19.	Louisiana	LA				
20.	Maine	ME				
21.	Maryland	MD				
22.	Massachusetts	MA				
23.	Michigan	MI				
24.	Minnesota	MN				
25.	Mississippi	MS				
26.	Missouri	MO				
27.	Montana	MT				
28.	Nebraska	NE				
29.	Nevada	NV				
30.	New Hampshire	NH				
31.	New Jersey	NJ				
32.	New Mexico	NM				
33.	New York	NY				
34.	North Carolina	NC				
35.	North Dakota	ND				
36.	Ohio	OH				
37.	Oklahoma	OK				
38.	Oregon	OR				
39.	Pennsylvania	PA				
40.	Rhode Island	RI				
41.	South Carolina	SC				
42.	South Dakota	SD				
43.	Tennessee	TN				
44.	Texas	TX				
45.	Utah	UT				
46.	Vermont	VT				
47.	Virginia	VA				
48.	Washington	WA				
49.	West Virginia	WV				
50.	Wisconsin	WI				
51.	Wyoming	WY				
52.	American Samoa	AS				
53.	Guam	GU				
54.	Puerto Rico	PR				
55.	U.S. Virgin Islands	VI				
56.	Northern Mariana Islands	MP				
57.	Canada	CAN				
58.	Aggregate Other Alien	OT				
59.	Total					

NONE

ANNUAL STATEMENT FOR THE YEAR 2014 OF THE Amerigroup Ohio, Inc.

SCHEDULE Y
PART 1A - DETAIL OF INSURANCE HOLDING COMPANY SYSTEM

1	2	3	4	5	6	7	8	9	10	11	12	13	14	15
Group Code	Group Name	NAIC Company Code	ID Number	Federal RSSD	CIK	Name of Securities Exchange if Publicly Traded (U.S. or International)	Names of Parent, Subsidiaries Or Affiliates	Domiciliary Location	Relationship to Reporting Entity	Directly Controlled by (Name of Entity/Person)	Type of Control (Ownership, Board, Management, Attorney-in-Fact, Influence, Other)	If Control is Ownership Provide Percentage	Ultimate Controlling Entity(ies)/Person(s)	*
0671	Anthem, Inc.		36-3692630				American Imaging Management, Inc.	IL	NIA	Imaging Management Holdings, L.L.C.	Ownership	100.000	Anthem, Inc.	
0671	Anthem, Inc.						AMERIGROUP Arizona, Inc.	AZ	NIA	AMERIGROUP Corporation	Ownership	100.000	Anthem, Inc.	
0671	Anthem, Inc.		13-4212810				AMERIGROUP California, Inc.	CA	NIA	AMERIGROUP Corporation	Ownership	100.000	Anthem, Inc.	
0671	Anthem, Inc.	12354	20-2073598				AMERIGROUP Community Care of New Mexico, Inc.	NM	IA	AMERIGROUP Corporation	Ownership	100.000	Anthem, Inc.	
0671	Anthem, Inc.		54-1739323				AMERIGROUP Corporation	DE	UDP	ATH Holding Company, LLC	Ownership	100.000	Anthem, Inc.	
0671	Anthem, Inc.	95093	65-0318864				AMERIGROUP Florida, Inc.	FL	IA	PHP Holdings, Inc.	Ownership	100.000	Anthem, Inc.	
0671	Anthem, Inc.	14078	45-2485907				Amerigroup Insurance Company	TX	IA	AMERIGROUP Corporation	Ownership	100.000	Anthem, Inc.	
0671	Anthem, Inc.	14276	45-3358287				Amerigroup Kansas, Inc.	KS	IA	AMERIGROUP Corporation	Ownership	100.000	Anthem, Inc.	
0671	Anthem, Inc.	14064	26-4674149				AMERIGROUP Louisiana, Inc.	LA	IA	AMERIGROUP Corporation	Ownership	100.000	Anthem, Inc.	
0671	Anthem, Inc.	95832	51-0387398				AMERIGROUP Maryland, Inc.	MD	IA	AMERIGROUP Corporation	Ownership	100.000	Anthem, Inc.	
0671	Anthem, Inc.	12586	20-3317697				AMERIGROUP Nevada, Inc.	NV	IA	AMERIGROUP Corporation	Ownership	100.000	Anthem, Inc.	
0671	Anthem, Inc.	95373	22-3375292				AMERIGROUP New Jersey, Inc.	NJ	IA	AMERIGROUP Corporation	Ownership	100.000	Anthem, Inc.	
0671	Anthem, Inc.		13-3865627				AMERIGROUP New York, LLC	NY	IA	AMERIGROUP Corporation	Ownership	100.000	Anthem, Inc.	0100
0671	Anthem, Inc.	10767	13-4212818				AMERIGROUP Ohio, Inc.	OH	RE	AMERIGROUP Corporation	Ownership	100.000	Anthem, Inc.	
0671	Anthem, Inc.		13-4212819				AMERIGROUP Pennsylvania, Inc.	PA	NIA	AMERIGROUP Corporation	Ownership	100.000	Anthem, Inc.	
0671	Anthem, Inc.		80-0771594				Amerigroup Services, Inc.	VA	NIA	AMERIGROUP Corporation	Ownership	100.000	Anthem, Inc.	
0671	Anthem, Inc.	12941	20-4776597				AMERIGROUP Tennessee, Inc.	TN	IA	AMERIGROUP Corporation	Ownership	100.000	Anthem, Inc.	
0671	Anthem, Inc.	95314	75-2603231				AMERIGROUP Texas, Inc.	TX	IA	AMERIGROUP Corporation	Ownership	100.000	Anthem, Inc.	
0671	Anthem, Inc.	14073	27-3510384				AMERIGROUP Washington, Inc.	WA	IA	AMERIGROUP Corporation	Ownership	100.000	Anthem, Inc.	
0671	Anthem, Inc.	12229	06-1696189				AMGP Georgia Managed Care Company, Inc.	GA	IA	AMERIGROUP Corporation	Ownership	100.000	Anthem, Inc.	
0671	Anthem, Inc.	62825	95-4331852				Anthem Blue Cross Life and Health Insurance Company	CA	IA	WellPoint California Services, Inc.	Ownership	100.000	Anthem, Inc.	
0671	Anthem, Inc.		35-1898945				Anthem Financial, Inc.	DE	NIA	Associated Group, Inc.	Ownership	100.000	Anthem, Inc.	
0671	Anthem, Inc.		26-1498094				Anthem Health Insurance Company of Nevada	NV	NIA	HMO Colorado, Inc.	Ownership	100.000	Anthem, Inc.	
0671	Anthem, Inc.	95120	61-1237516				Anthem Health Plans of Kentucky, Inc.	KY	IA	ATH Holding Company, LLC	Ownership	100.000	Anthem, Inc.	
0671	Anthem, Inc.	52618	31-1705652				Anthem Health Plans of Maine, Inc.	ME	IA	ATH Holding Company, LLC	Ownership	100.000	Anthem, Inc.	
0671	Anthem, Inc.	53759	02-0510530				Anthem Health Plans of New Hampshire, Inc.	NH	IA	ATH Holding Company, LLC	Ownership	100.000	Anthem, Inc.	
0671	Anthem, Inc.	71835	54-0357120	40003317			Anthem Health Plans of Virginia, Inc.	VA	IA	Anthem Southeast, Inc.	Ownership	100.000	Anthem, Inc.	
0671	Anthem, Inc.	60217	06-1475928				Anthem Health Plans, Inc.	CT	IA	ATH Holding Company, LLC	Ownership	100.000	Anthem, Inc.	
0671	Anthem, Inc.		61-1459939			New York Stock Exchange -NYSE)	Anthem Holding Corp.	IN	NIA	Anthem, Inc.	Ownership	100.000	Anthem, Inc.	
0671	Anthem, Inc.		35-2145715		6324		Anthem, Inc.	IN	UIP				Anthem, Inc.	
0671	Anthem, Inc.	28207	35-0781558				Anthem Insurance Companies, Inc.	IN	IA	Anthem, Inc.	Ownership	100.000	Anthem, Inc.	
0671	Anthem, Inc.	15543	47-0992859				Anthem Kentucky Managed Care Plan, Inc.	KY	IA	ATH Holding Company, LLC	Ownership	100.000	Anthem, Inc.	
0671	Anthem, Inc.	13573	20-5876774				Anthem Life & Disability Insurance Company	NY	IA				Anthem, Inc.	
0671	Anthem, Inc.									WellPoint Acquisition, LLC	Ownership	100.000	Anthem, Inc.	
0671	Anthem, Inc.	61069	35-0980405				Anthem Life Insurance Company	IN	IA	Rocky Mountain Hospital and Medical Service, Inc.	Ownership	100.000	Anthem, Inc.	
0671	Anthem, Inc.		32-0031791				Anthem Southeast, Inc.	IN	NIA	Anthem, Inc.	Ownership	100.000	Anthem, Inc.	
0671	Anthem, Inc.		35-2129194				Anthem UM Services, Inc.	IN	NIA	UNICARE Specialty Services, Inc.	Ownership	100.000	Anthem, Inc.	
0671	Anthem, Inc.		30-0606541				Anthem Workers' Compensation, LLC	IN	NIA	Anthem Blue Cross Life and Health Insurance Company	Ownership	75.000	Anthem, Inc.	
0671	Anthem, Inc.		30-0606541				Anthem Workers' Compensation, LLC	IN	NIA	HealthLink, Inc.	Ownership	25.000	Anthem, Inc.	
0671	Anthem, Inc.		95-4640529				Arcus Enterprises, Inc.	DE	NIA	Anthem Holding Corp.	Ownership	100.000	Anthem, Inc.	
0671	Anthem, Inc.		20-2858384				ARCUS HealthLiving Services, Inc.	IN	NIA	Arcus Enterprises, Inc.	Ownership	100.000	Anthem, Inc.	
0671	Anthem, Inc.		35-1292384				Associated Group, Inc.	IN	NIA	Anthem Insurance Companies, Inc.	Ownership	100.000	Anthem, Inc.	
0671	Anthem, Inc.		11-3713086				ATH Holding Company, LLC	IN	UIP	Anthem, Inc.	Ownership	100.000	Anthem, Inc.	
0671	Anthem, Inc.	54801	58-0469845				Blue Cross and Blue Shield of Georgia, Inc.	GA	IA	Cerulean Companies, Inc.	Ownership	100.000	Anthem, Inc.	

ANNUAL STATEMENT FOR THE YEAR 2014 OF THE Amerigroup Ohio, Inc.

SCHEDULE Y
PART 1A - DETAIL OF INSURANCE HOLDING COMPANY SYSTEM

1	2	3	4	5	6	7	8	9	10	11	12	13	14	15
Group Code	Group Name	NAIC Company Code	ID Number	Federal RSSD	CIK	Name of Securities Exchange if Publicly Traded (U.S. or International)	Names of Parent, Subsidiaries Or Affiliates	Domiciliary Location	Relationship to Reporting Entity	Directly Controlled by (Name of Entity/Person)	Type of Control (Ownership, Board, Management, Attorney-in-Fact, Influence, Other)	If Control is Ownership Provide Percentage	Ultimate Controlling Entity(ies)/Person(s)	*
0671	Anthem, Inc.	96962	58-1638390				Blue Cross Blue Shield Healthcare Plan of Georgia, Inc.	GA	IA	Cerulean Companies, Inc.	Ownership	100.000	Anthem, Inc.	
0671	Anthem, Inc.	54003	39-0138065				Blue Cross Blue Shield of Wisconsin	WI	IA	Crossroads Acquisition Corp.	Ownership	100.000	Anthem, Inc.	
0671	Anthem, Inc.		95-3760980				Blue Cross of California	CA	IA	WellPoint California Services, Inc.	Ownership	100.000	Anthem, Inc.	0101
0671	Anthem, Inc.		20-2994048				Blue Cross of California Partnership Plan, Inc.	CA	IA	Blue Cross of California	Ownership	100.000	Anthem, Inc.	0102
0671	Anthem, Inc.		20-4307514				CareMore Health Group, Inc.	DE	NIA	ATH Holding Company, LLC	Ownership	100.000	Anthem, Inc.	
0671	Anthem, Inc.		95-4694706				CareMore Health Plan	CA	IA	CareMore Health System	Ownership	100.000	Anthem, Inc.	0103
0671	Anthem, Inc.	13562	38-3795280				CareMore Health Plan of Arizona, Inc.	AZ	IA	CareMore Health System	Ownership	100.000	Anthem, Inc.	
0671	Anthem, Inc.	13753	27-1848815				CareMore Health Plan of Colorado, Inc.	CO	IA	CareMore Health System	Ownership	100.000	Anthem, Inc.	
0671	Anthem, Inc.		46-2406017				CareMore Health Plan of Georgia, Inc.	GA	NIA	CareMore Health System	Ownership	100.000	Anthem, Inc.	
0671	Anthem, Inc.	13605	26-4001602				CareMore Health Plan of Nevada	NV	IA	CareMore Health System	Ownership	100.000	Anthem, Inc.	
0671	Anthem, Inc.		27-1625392				CareMore Health Plan of Texas, Inc.	TX	NIA	CareMore Health System	Ownership	100.000	Anthem, Inc.	
0671	Anthem, Inc.		20-4307555				CareMore Holdings, Inc.	DE	NIA	CareMore Health Group, Inc.	Ownership	100.000	Anthem, Inc.	
0671	Anthem, Inc.		45-4985009				CareMore IPA of New York, LLC	NY	NIA	CareMore, LLC	Ownership	100.000	Anthem, Inc.	
0671	Anthem, Inc.		32-0373216				CareMore, LLC	IN	NIA	CareMore Health System	Ownership	100.000	Anthem, Inc.	
0671	Anthem, Inc.		20-2076421				CareMore Health System	CA	NIA	CareMore Holdings, Inc.	Ownership	100.000	Anthem, Inc.	
0671	Anthem, Inc.		95-4420935				CareMore Medical Management Company	CA	NIA	CareMore Health System	Ownership	98.000	Anthem, Inc.	
0671	Anthem, Inc.		95-4420935				CareMore Medical Management Company	CA	NIA	CMMC Holding Company, LLC	Ownership	2.000	Anthem, Inc.	
0671	Anthem, Inc.		58-2217138				Cerulean Companies, Inc.	GA	NIA	Anthem Holding Corp.	Ownership	100.000	Anthem, Inc.	
0671	Anthem, Inc.		39-1413702				Claim Management Services, Inc.	WI	NIA	Blue Cross Blue Shield of Wisconsin	Ownership	100.000	Anthem, Inc.	
0671	Anthem, Inc.		20-4307555				CMMC Holding Company, LLC	DE	NIA	CareMore Health System	Ownership	100.000	Anthem, Inc.	
0671	Anthem, Inc.	10345	31-1440175				Community Insurance Company	OH	IA	ATH Holding Company, LLC	Ownership	100.000	Anthem, Inc.	
0671	Anthem, Inc.						Compcare Health Services Insurance Corporation	WI	IA	Blue Cross Blue Shield of Wisconsin	Ownership	100.000	Anthem, Inc.	
0671	Anthem, Inc.	95693	39-1462554				Crossroads Acquisition Corp.	DE	NIA	Anthem Holding Corp.	Ownership	100.000	Anthem, Inc.	
0671	Anthem, Inc.		20-0334650				DeCare Analytics, LLC	MN	NIA	DeCare Dental, LLC	Ownership	100.000	Anthem, Inc.	
0671	Anthem, Inc.		41-1905556				DeCare Dental Health International, LLC	MN	NIA	DeCare Dental, LLC	Ownership	100.000	Anthem, Inc.	
0671	Anthem, Inc.		02-0574609				DeCare Dental Insurance Ireland, Ltd.	JRL	NIA	DeCare Dental, LLC	Ownership	100.000	Anthem, Inc.	
0671	Anthem, Inc.		73-1665525				DeCare Dental Networks, LLC	MN	NIA	DeCare Dental, LLC	Ownership	100.000	Anthem, Inc.	
0671	Anthem, Inc.		01-0822645				DeCare Dental, LLC	MN	NIA	Anthem Holding Corp.	Ownership	100.000	Anthem, Inc.	
0671	Anthem, Inc.						DeCare Operations Ireland, Limited	JRL	NIA	DeCare Dental, LLC	Ownership	100.000	Anthem, Inc.	
0671	Anthem, Inc.						DeCare Systems Ireland, Limited	JRL	NIA	DeCare Dental, LLC	Ownership	100.000	Anthem, Inc.	
0671	Anthem, Inc.		26-2544715				Designated Agent Company, Inc.	KY	NIA	Anthem Health Plans of Kentucky, Inc.	Ownership	100.000	Anthem, Inc.	
0671	Anthem, Inc.		13-3934328				EHC Benefits Agency, Inc.	NY	NIA	WellPoint Holding Corp	Ownership	100.000	Anthem, Inc.	
0671	Anthem, Inc.	55093	23-7391136				Empire HealthChoice Assurance, Inc.	NY	IA	WellPoint Holding Corp	Ownership	100.000	Anthem, Inc.	
0671	Anthem, Inc.	95433	13-3874803				Empire HealthChoice HMO, Inc.	NY	IA	Empire HealthChoice Assurance, Inc.	Ownership	100.000	Anthem, Inc.	
0671	Anthem, Inc.						Forty-Four Forty-Four Forest Park Redevelopment Corp.	MO	NIA	RightCHOICE Managed Care, Inc.	Ownership	100.000	Anthem, Inc.	
0671	Anthem, Inc.		43-1047923				Golden West Health Plan, Inc.	CA	IA	WellPoint California Services, Inc.	Ownership	100.000	Anthem, Inc.	0104
0671	Anthem, Inc.		95-2907752				Government Health Services, LLC	WI	NIA	ATH Holding Company, LLC	Ownership	100.000	Anthem, Inc.	
0671	Anthem, Inc.		26-4286154							Blue Cross and Blue Shield of Georgia, Inc.	Ownership	100.000	Anthem, Inc.	
0671	Anthem, Inc.	97217	58-1473042				Greater Georgia Life Insurance Company	GA	IA		Ownership	100.000	Anthem, Inc.	
0671	Anthem, Inc.		51-0365660				Health Core, Inc.	DE	NIA	Arcus Enterprises, Inc.	Ownership	100.000	Anthem, Inc.	
0671	Anthem, Inc.		54-1237939				Health Management Corporation	VA	NIA	Southeast Services, Inc.	Ownership	100.000	Anthem, Inc.	
0671	Anthem, Inc.		36-3897701				Health Ventures Partner, L.L.C.	IL	NIA	UNICARE National Services, Inc.	Ownership	100.000	Anthem, Inc.	
0671	Anthem, Inc.	95169	54-1356687				HealthKeepers, Inc.	VA	IA	Anthem Southeast, Inc.	Ownership	92.510	Anthem, Inc.	
0671	Anthem, Inc.	95169	54-1356687				HealthKeepers, Inc.	VA	IA	UNICARE National Services, Inc.	Ownership	7.490	Anthem, Inc.	
0671	Anthem, Inc.	96475	43-1616135				HealthLink HMO, Inc.	MO	IA	HealthLink, Inc.	Ownership	100.000	Anthem, Inc.	
0671	Anthem, Inc.		43-1364135				HealthLink, Inc.	IL	NIA	RightCHOICE Managed Care, Inc.	Ownership	100.000	Anthem, Inc.	
0671	Anthem, Inc.	78972	86-0257201				Healthy Alliance Life Insurance Company	MO	IA	RightCHOICE Managed Care, Inc.	Ownership	100.000	Anthem, Inc.	

ANNUAL STATEMENT FOR THE YEAR 2014 OF THE Amerigroup Ohio, Inc.

SCHEDULE Y
PART 1A - DETAIL OF INSURANCE HOLDING COMPANY SYSTEM

1	2	3	4	5	6	7	8	9	10	11	12	13	14	15
Group Code	Group Name	NAIC Company Code	ID Number	Federal RSSD	CIK	Name of Securities Exchange if Publicly Traded (U.S. or International)	Names of Parent, Subsidiaries Or Affiliates	Domi-ciliary Loca-tion	Rela-tion-ship to Reporting Entity	Directly Controlled by (Name of Entity/Person)	Type of Control (Ownership, Board, Management, Attorney-in-Fact, Influence, Other)	If Control is Ownership Provide Percentage	Ultimate Controlling Entity(ies)/Person(s)	*
..0671	Anthem, Inc.	..95473	84-1017384				HMO Colorado, Inc.	..CO	..IA	Rocky Mountain Hospital and Medical Service, Inc.	Ownership	..100.000	Anthem, Inc.	
..0671	Anthem, Inc.	..95358	37-1216698				HMO Missouri, Inc.	..MO	..IA	RightCHOICE Managed Care, Inc.	Ownership	..100.000	Anthem, Inc.	
..0671	Anthem, Inc.		75-2619605				Imaging Management Holdings, L.L.C.	..DE	..NIA	ATH Holding Company, LLC	Ownership	..100.000	Anthem, Inc.	
..0671	Anthem, Inc.		56-2368286				Imaging Providers of Texas -non-profit)	..TX	..NIA	American Imaging Management, Inc.	Ownership	..100.000	Anthem, Inc.	
..0671	Anthem, Inc.	..95527	02-0494919				Matthew Thornton Health Plan, Inc.	..NH	..IA	Anthem Health Plans of New Hampshire, Inc.	Ownership	..100.000	Anthem, Inc.	
..0671	Anthem, Inc.		39-2013971				Meridian Resource Company, LLC	..WI	..NIA	Compcare Health Services Insurance Corporation	Ownership	..100.000	Anthem, Inc.	
..0671	Anthem, Inc.		35-1840597				National Government Services, Inc.	..IN	..NIA	Anthem Insurance Companies, Inc.	Ownership	..100.000	Anthem, Inc.	
..0671	Anthem, Inc.		46-1595582				National Telehealth Network, LLC	..DE	..NIA	Sellcore, Inc.	Ownership	..50.000	Anthem, Inc.	..0105
..0671	Anthem, Inc.	..85286	75-1461960				OneNation Insurance Company	..IN	..IA	ATH Holding Company, LLC	Ownership	..100.000	Anthem, Inc.	
..0671	Anthem, Inc.		95-4249368				Park Square Holdings, Inc.	..CA	..NIA	WellPoint California Services, Inc.	Ownership	..100.000	Anthem, Inc.	
..0671	Anthem, Inc.		95-4386221				Park Square I, Inc.	..CA	..NIA	WellPoint California Services, Inc.	Ownership	..100.000	Anthem, Inc.	
..0671	Anthem, Inc.		95-4249345				Park Square II, Inc.	..CA	..NIA	WellPoint California Services, Inc.	Ownership	..100.000	Anthem, Inc.	
..0671	Anthem, Inc.		65-0569629				PHP Holdings, Inc.	..FL	..NIA	AMERIGROUP Corporation	Ownership	..100.000	Anthem, Inc.	
..0671	Anthem, Inc.		43-1595640				R & P Realty, Inc.	..MO	..NIA	RightCHOICE Managed Care, Inc.	Ownership	..100.000	Anthem, Inc.	
..0671	Anthem, Inc.		56-2396739				Resolution Health, Inc.	..DE	..NIA	Anthem Southeast, Inc.	Ownership	..100.000	Anthem, Inc.	
..0671	Anthem, Inc.		47-0851593				RightCHOICE Managed Care, Inc.	..DE	..NIA	Anthem Holding Corp.	Ownership	..100.000	Anthem, Inc.	
..0671	Anthem, Inc.	..11011	84-0747736				Rocky Mountain Hospital and Medical Service, Inc.	..CO	..IA	ATH Holding Company, LLC	Ownership	..100.000	Anthem, Inc.	
..0671	Anthem, Inc.		20-0473316				SellCore, Inc.	..DE	..NIA	Anthem, Inc.	Ownership	..100.000	Anthem, Inc.	
..0671	Anthem, Inc.		55-0712302				Southeast Services, Inc.	..VA	..NIA	Anthem Southeast, Inc.	Ownership	..100.000	Anthem, Inc.	
..0671	Anthem, Inc.		45-4071004				State Sponsored Business UM Services, Inc.	..IN	..NIA	UNICARE Specialty Services, Inc.	Ownership	..100.000	Anthem, Inc.	
..0671	Anthem, Inc.		35-1835818				The Anthem Companies, Inc.	..IN	..NIA	ATH Holding Company, LLC	Ownership	..100.000	Anthem, Inc.	
..0671	Anthem, Inc.		45-5443372				The Anthem Companies of California, Inc.	..CA	..NIA	ATH Holding Company, LLC	Ownership	..100.000	Anthem, Inc.	
..0671	Anthem, Inc.		43-1967924				TrustSolutions, LLC	..WI	..NIA	Government Health Services, LLC	Ownership	..100.000	Anthem, Inc.	
..0671	Anthem, Inc.	..12805	20-4842073				UNICARE Health Plan of Kansas, Inc.	..KS	..IA	UNICARE National Services, Inc.	Ownership	..100.000	Anthem, Inc.	
..0671	Anthem, Inc.	..11810	84-1620480				UNICARE Health Plan of West Virginia, Inc.	..WV	..IA	UNICARE National Services, Inc.	Ownership	..100.000	Anthem, Inc.	
..0671	Anthem, Inc.	..95420	74-2151310				UNICARE Health Plans of Texas, Inc.	..TX	..IA	UNICARE Illinois Services, Inc.	Ownership	..100.000	Anthem, Inc.	
..0671	Anthem, Inc.		36-3899137				UNICARE Illinois Services, Inc.	..IL	..NIA	UNICARE National Services, Inc.	Ownership	..100.000	Anthem, Inc.	
..0671	Anthem, Inc.	..80314	52-0913817				UNICARE Life & Health Insurance Company	..IN	..IA	UNICARE National Services, Inc.	Ownership	..100.000	Anthem, Inc.	
..0671	Anthem, Inc.		95-4635507				UNICARE National Services, Inc.	..DE	..NIA	Anthem Holding Corp.	Ownership	..100.000	Anthem, Inc.	
..0671	Anthem, Inc.		77-0494551				UNICARE Specialty Services, Inc.	..DE	..NIA	Anthem Holding Corp.	Ownership	..100.000	Anthem, Inc.	
..0671	Anthem, Inc.		36-4014617				UtiliMED IPA, Inc.	..NY	..NIA	American Imaging Management, Inc.	Ownership	..100.000	Anthem, Inc.	
..0671	Anthem, Inc.		20-4405193				WellPoint Acquisition, LLC	..IN	..NIA	Anthem, Inc.	Ownership	..100.000	Anthem, Inc.	
..0671	Anthem, Inc.		20-2156380				WellPoint Behavioral Health, Inc.	..DE	..NIA	UNICARE Specialty Services, Inc.	Ownership	..100.000	Anthem, Inc.	
..0671	Anthem, Inc.		95-4640531				WellPoint California Services, Inc.	..DE	..NIA	Anthem Holding Corp.	Ownership	..100.000	Anthem, Inc.	
..0671	Anthem, Inc.		95-4657170				WellPoint Dental Services, Inc.	..DE	..NIA	UNICARE Specialty Services, Inc.	Ownership	..100.000	Anthem, Inc.	
..0671	Anthem, Inc.		20-3620996				WellPoint Holding Corp	..DE	..NIA	Anthem, Inc.	Ownership	..100.000	Anthem, Inc.	
..0671	Anthem, Inc.		45-2736438				WellPoint Information Technology Services, Inc.	..CA	..NIA	Blue Cross of California	Ownership	..100.000	Anthem, Inc.	
..0671	Anthem, Inc.		36-4595641				WellPoint Insurance Services, Inc.	..HI	..NIA	Anthem, Inc.	Ownership	..100.000	Anthem, Inc.	
..0671	Anthem, Inc.		47-2546820				WellPoint Military Care Corporation	..IN	..NIA	Government Health Services, LLC	Ownership	..100.000	Anthem, Inc.	
..0671	Anthem, Inc.		36-3897080				WellPoint Partnership Plan, LLC	..IL	..NIA	Health Ventures Partner, L.L.C.	Ownership	..75.000	Anthem, Inc.	
..0671	Anthem, Inc.		36-3897080				WellPoint Partnership Plan, LLC	..IL	..NIA	UNICARE Illinois Services, Inc.	Ownership	..25.000	Anthem, Inc.	
..0671	Anthem, Inc.		98-0552141				WPMI -Shanghai) Enterprise Service Co. Ltd.	..CHN	..NIA	WPMI, LLC	Ownership	..100.000	Anthem, Inc.	

SCHEDULE Y
PART 1A - DETAIL OF INSURANCE HOLDING COMPANY SYSTEM

1	2	3	4	5	6	7	8	9	10	11	12	13	14	15
Group Code	Group Name	NAIC Company Code	ID Number	Federal RSSD	CIK	Name of Securities Exchange if Publicly Traded (U.S. or International)	Names of Parent, Subsidiaries Or Affiliates	Domi-ciliary Loca-tion	Relation-ship to Reporting Entity	Directly Controlled by (Name of Entity/Person)	Type of Control (Ownership, Board, Management, Attorney-in-Fact, Influence, Other)	If Control is Owner-ship Provide Percen-tage	Ultimate Controlling Entity(ies)/Person(s)	*
...0671	Anthem, Inc.	20-8672847	WPMI, LLC	DE.....NIA.....	ATH Holding Company, LLC	Ownership.....	..63.880	Anthem, Inc.0106

Asterisk	Explanation
0100	Insurer is deemed to be an insurance affiliate in column 10, but does not have an NAIC Company Code in column 3 because it is regulated by the New York State Department of Health.
0101	Insurer is deemed to be an insurance affiliate in column 10, but does not have an NAIC Company Code in column 3 because it is regulated by the California Department of Managed Health Care.
0102	Insurer is deemed to be an insurance affiliate in column 10, but does not have an NAIC Company Code in column 3 because it is regulated by the California Department of Managed Health Care.
0103	Insurer is deemed to be an insurance affiliate in column 10, but does not have an NAIC Company Code in column 3 because it is regulated by the California Department of Managed Health Care.
0104	Insurer is deemed to be an insurance affiliate in column 10, but does not have an NAIC Company Code in column 3 because it is regulated by the California Department of Managed Health Care.
0105	50% owned by American Well Corporation
0106	36.12% owned by unaffiliated investors

SCHEDULE Y
PART 2 - SUMMARY OF INSURER’S TRANSACTIONS WITH ANY AFFILIATES

1	2	3	4	5	6	7	8	9	10	11	12	13
NAIC Company Code	ID Number	Names of Insurers and Parent, Subsidiaries or Affiliates	Shareholder Dividends	Capital Contributions	Purchases, Sales or Exchanges of Loans, Securities, Real Estate, Mortgage Loans or Other Investments	Income/ (Disbursements) Incurred in Connection with Guarantees or Undertakings for the Benefit of any Affiliate(s)	Management Agreements and Service Contracts	Income/ (Disbursements) Incurred Under Reinsurance Agreements	*	Any Other Material Activity Not in the Ordinary Course of the Insurer's Business	Totals	Reinsurance Recoverable/ (Payable) on Losses and/or Reserve Credit Taken/(Liability)
11069	36-4384128	American Imaging Management East, LLC				(57)					(57)	
	36-3692630	American Imaging Management, Inc.					(32,965,115)				(32,965,115)	
12354	20-2073598	AMERIGROUP Community Care of New Mexico, Inc.	(6,900,000)									
	54-1739323	AMERIGROUP Corporation					(4,726,970)				(11,626,970)	
95093	65-0318864	AMERIGROUP Florida, Inc.	(11,500,000)	35,000,000			75,831,451				75,831,451	
14078	45-2485907	AMERIGROUP Insurance Company					(97,912,463)				(74,412,463)	
14276	45-3358287	AMERIGROUP Kansas, Inc.		70,000,000			(38,322,979)				(38,322,979)	
14064	26-4674149	AMERIGROUP Louisiana, Inc.					(40,007,538)				29,992,462	
95832	51-0387398	AMERIGROUP Maryland, Inc.	(30,000,000)				(47,086,624)				(47,086,624)	
12586	20-3317697	AMERIGROUP Nevada, Inc.					(125,481,176)				(155,481,176)	
95373	22-3375292	AMERIGROUP New Jersey, Inc.	(12,900,000)				(51,133,020)				(51,133,020)	
	13-3865627	AMERIGROUP New York, LLC					(126,270,441)				(139,170,441)	
10767	13-4212818	AMERIGROUP Ohio Inc	(25,000,000)				(242,723,580)				(242,723,580)	
12941	20-4776597	AMERIGROUP Tennessee, Inc.		15,000,000			(260,846)				(25,260,846)	
95314	75-2603231	AMERIGROUP Texas, Inc.	(69,300,000)				(126,351,038)				(111,351,038)	
14073	27-3510384	AMERIGROUP Washington, Inc.		70,000,000			(284,588,752)				(353,888,752)	
12229	06-1696189	AMGP Georgia Managed Care Company, Inc.	(10,900,000)				(48,187,741)				21,812,259	
62825	95-4331852	Anthem Blue Cross Life and Health Insurance Company, Inc.	(148,600,000)				(133,337,540)				(144,237,540)	
60217	06-1475928	Anthem Health Plans, Inc.	(117,200,000)				(1,046,586,041)	(7,006,001)			(1,202,192,042)	5,591,789
95120	61-1237516	Anthem Health Plans of Kentucky, Inc.	(162,100,000)				(326,809,281)				(444,009,281)	
52618	31-1705652	Anthem Health Plans of Maine, Inc.	(43,000,000)				(346,884,303)				(508,984,303)	
53759	02-0510530	Anthem Health Plans of New Hampshire, Inc.	(15,000,000)				(103,697,336)				(146,697,336)	
71835	54-0357120	Anthem Health Plans of Virginia, Inc.	(335,000,000)				(47,481,323)	39,532			(62,441,791)	
28207	35-0781558	Anthem Insurance Companies, Inc.	(570,000,000)	(5,000,000)			(595,833,600)	4,612,685			(926,220,915)	(1,187,401)
15543	47-0992859	Anthem Kentucky Managed Care Plan, Inc.		18,000,000			(1,108,125,855)	985,079			(1,682,140,776)	(2,934,642)
13573	20-5876774	Anthem Life and Disability Insurance Company					(8,098,434)				9,901,566	
61069	35-0980405	Anthem Life Insurance Company	(48,100,000)				(1,413,232)				(1,413,232)	
	35-2145715	Anthem, Inc.	3,234,500,000	(308,500,000)			(37,535,543)	19,404,273			(66,231,270)	(23,519,753)
	11-3713086	ATH Holding Company, LLC					5,509,313,931				8,435,313,931	
54801	58-0469845	Blue Cross and Blue Shield of Georgia, Inc.					10,960,079				10,960,079	
96962	58-1638390	Blue Cross Blue Shield Healthcare Plan of Georgia, Inc.	(25,200,000)		95,000,000		(414,865,223)				(319,865,223)	
54003	39-0138065	Blue Cross Blue Shield of Wisconsin	(86,716,552)	16,716,552			(326,803,963)				(352,003,963)	
	95-3760980	Blue Cross of California	(150,000,000)	(100,000,000)			(122,943,372)	(90,061)			(193,033,433)	
	20-2994048	Blue Cross of California Partnership Plan, Inc.					(1,178,605,644)	265,269			(1,428,340,375)	
	95-4694706	Caremore Health Plan	(40,000,000)				(203,844,260)				(203,844,260)	
13562	38-3975280	Caremore Health Plan of Arizona, Inc.					(120,547,913)				(160,547,913)	
13753	27-1848815	CareMore Health Plan of Colorado, Inc.					(52,977,527)				(52,977,527)	
							(13,740)				(13,740)	

SCHEDULE Y
PART 2 - SUMMARY OF INSURER’S TRANSACTIONS WITH ANY AFFILIATES

1	2	3	4	5	6	7	8	9	10	11	12	13
NAIC Company Code	ID Number	Names of Insurers and Parent, Subsidiaries or Affiliates	Shareholder Dividends	Capital Contributions	Purchases, Sales or Exchanges of Loans, Securities, Real Estate, Mortgage Loans or Other Investments	Income/ (Disbursements) Incurred in Connection with Guarantees or Undertakings for the Benefit of any Affiliate(s)	Management Agreements and Service Contracts	Income/ (Disbursements) Incurred Under Reinsurance Agreements	*	Any Other Material Activity Not in the Ordinary Course of the Insurer's Business	Totals	Reinsurance Recoverable/ (Payable) on Losses and/or Reserve Credit Taken/(Liability)
13605	26-4001602	Caremore Health Plan of Nevada		5,000,000			(15,511,443)				(10,511,443)	
	20-2076421	CareMore Health System					23,656,158				23,656,158	
10345	31-1440175	Community Insurance Company	(250,000,000)				(874,137,775)				(1,124,137,775)	
95693	39-1462554	Compcare Health Services Insurance Corporation	(8,283,448)	(16,716,552)			(87,061,403)				(112,061,403)	
	01-0822645	DeCare Dental, LLC					(39,644,429)				(39,644,429)	
55093	23-7391136	Empire HealthChoice Assurance, Inc.	(555,000,000)				(564,042,093)				(1,119,042,093)	
95433	13-3874803	Empire HealthChoice HMO, Inc.	(165,000,000)				(162,137,659)				(327,137,659)	
	95-2907752	Golden West Health Plan, Inc.					(694,447)				(694,447)	
97217	58-1473042	Greater Georgia Life Insurance Company					(5,280,019)				(5,280,019)	
	51-0365660	Health Core, Inc.					(22,690,893)				(22,690,893)	
95169	54-1356687	HealthKeepers, Inc.	(25,000,000)				(267,589,751)	(4,612,685)			(297,202,436)	1,187,401
96475	43-1616135	HealthLink HMO, Inc.	(12,000,000)				7,412,537	(4,798)			(4,592,261)	
	43-1364135	HealthLink, Inc.					(63,716,858)				(63,716,858)	
78972	86-0257201	Healthy Alliance Life Insurance Company	(100,000,000)				(293,572,691)				(393,572,691)	
95473	84-1017384	HMO Colorado, Inc.	(7,584,931)	(815,069)			(39,046,518)				(47,446,518)	
95358	37-1216698	HMO Missouri, Inc.	(20,000,000)				(16,071,285)				(36,071,285)	
	98-0408753	HTH Re, LTD						7,006,001			7,006,001	(5,591,789)
95527	02-0494919	Matthew Thornton Health Plan, Inc.	(25,000,000)				(95,464,883)				(120,464,883)	
	35-1840597	National Government Services, Inc.		5,000,000			(19,972,264)				(14,972,264)	
85286	75-1461960	OneNation Insurance Company					(81,761)	106,489			24,728	218,560
83640	36-3506910	RightCHOICE Insurance Company		500,000			(41,851)				458,149	
	47-0851593	RightCHOICE Managed Care, Inc.					(19,447,446)				(19,447,446)	
11011	84-0747736	Rocky Mountain Hospital and Medical Service, Inc.	(55,215,069)	815,069			(262,964,956)	(1,078,645)			(318,443,601)	
	35-1835818	The Anthem Companies, Inc.					4,362,969,140				4,362,969,140	
	45-5443372	The Anthem Companies of California, Inc.					173,944,762				173,944,762	
70700	36-3304416	UNICARE Health Insurance Company of the Midwest					(369,181)				(369,181)	
12805	20-4842073	UNICARE Health Plan of Kansas, Inc.					652,394				652,394	
11810	84-1620480	UNICARE Health Plan of West Virginia, Inc.										
			(4,000,000)				(38,926,296)				(42,926,296)	
95420	74-2151310	UNICARE Health Plans of Texas, Inc.					238,470				238,470	
95505	36-3897076	UNICARE Health Plans of the Midwest, Inc.										
							7,442				7,442	
80314	52-0913817	UNICARE Life & Health Insurance Company	(100,000,000)				(57,129,445)	(19,627,138)			(176,756,583)	26,235,835
	20-3620996	WellPoint Holding Corp					16,858,680				16,858,680	
	45-2736438	WellPoint Information Technology Services		100,000,000			225,930,818				325,930,818	
	36-3897080	WellPoint Partnership Plan, LLC					(19,758,045)				(19,758,045)	
9999999 Control Totals			0	0	0	0	0	0	XXX	0	0	0

ANNUAL STATEMENT FOR THE YEAR 2014 OF THE Amerigroup Ohio, Inc.

SUPPLEMENTAL EXHIBITS AND SCHEDULES INTERROGATORIES









The following supplemental reports are required to be filed as part of your statement filing unless specifically waived by the domiciliary state. However, in the event that your domiciliary state waives the filing requirement, your response of WAIVED to the specific interrogatory will be accepted in lieu of filing a "NONE" report and a bar code will be printed below. If the supplement is required of your company but is not being filed for whatever reason enter SEE EXPLANATION and provide an explanation following the interrogatory questions.

		Responses
MARCH FILING		
1.	Will the Supplemental Compensation Exhibit be filed with the state of domicile by March 1?	YES
2.	Will an actuarial opinion be filed by March 1?	WAIVED
3.	Will the confidential Risk-based Capital Report be filed with the NAIC by March 1?.....	YES
4.	Will the confidential Risk-based Capital Report be filed with the state of domicile, if required, by March 1?.....	YES
APRIL FILING		
5.	Will Management's Discussion and Analysis be filed by April 1?	YES
6.	Will the Supplemental Investment Risks Interrogatories be filed by April 1?	YES
7.	Will the Accident and Health Policy Experience Exhibit be filed by April 1?	YES
JUNE FILING		
8.	Will an audited financial report be filed by June 1?	YES
9.	Will Accountant's Letter of Qualifications be filed with the state of domicile and electronically with the NAIC by June 1?	YES
AUGUST FILING		
10.	Will Communication of Internal Control Related Matters Noted in Audit be filed with the state of domicile by August 1?	YES

The following supplemental reports are required to be filed as part of your annual statement filing. However, in the event that your company does not transact the type of business for which the special report must be filed, your response of NO to the specific interrogatory will be accepted in lieu of filing a "NONE" report and a bar code will be printed below. If the supplement is required of your company but is not being filed for whatever reason enter SEE EXPLANATION and provide an explanation following the interrogatory questions.

MARCH FILING		
11.	Will the Medicare Supplement Insurance Experience Exhibit be filed with the state of domicile and the NAIC by March 1?	NO
12.	Will the Supplemental Life data due March 1 be filed with the state of domicile and the NAIC?	NO
13.	Will the Supplemental Property/Casualty data due March 1 be filed with the state of domicile and the NAIC?.....	NO
14.	Will Schedule SIS (Stockholder Information Supplement) be filed with the state of domicile by March 1?.....	NO
15.	Will the actuarial opinion on participating and non-participating policies as required in Interrogatories 1 and 2 on Exhibit 5 to Life Supplement be filed with the state of domicile and electronically with the NAIC by March 1?	NO
16.	Will the actuarial opinion on non-guaranteed elements as required in Interrogatory 3 to Exhibit 5 to Life Supplement be filed with the state of domicile and electronically with the NAIC by March 1?.....	NO
17.	Will the Medicare Part D Coverage Supplement be filed with the state of domicile and the NAIC by March 1?.....	NO
18.	Will an approval from the reporting entity's state of domicile for relief related to the five-year rotation requirement for lead audit partner be filed electronically with the NAIC by March 1?	NO
19.	Will an approval from the reporting entity's state of domicile for relief related to the one-year cooling off period for independent CPA be filed electronically with the NAIC by March 1?	NO
20.	Will an approval from the reporting entity's state of domicile for relief related to the Requirements for Audit Committees be filed electronically with the NAIC by March 1?.....	NO
APRIL FILING		
21.	Will the Long-Term Care Experience Reporting Forms be filed with the state of domicile and the NAIC by April 1?	NO
22.	Will the Supplemental Life data due April 1 be filed with the state of domicile and the NAIC?	NO
23.	Will the Supplemental Property/Casualty Insurance Expense Exhibit due April 1 be filed with any state that requires it, and, if so, the NAIC?	NO
24.	Will the Supplemental Health Care Exhibit (Parts 1, 2 and 3) be filed with the state of domicile and the NAIC by April 1?	NO
25.	Will the regulator only (non-public) Supplemental Health Care Exhibit's Expense Allocation Report be filed with the state of domicile and the NAIC by April 1?	NO
AUGUST FILING		
26.	Will Management's Report of Internal Control Over Financial Reporting be filed with the state of domicile by August 1?	NO
Explanations:		
11.		
12.		
13.		
14.		
15.		
16.		
17.		
18.		
19.		
20.		
21.		
22.		
23.		
24.		
25.		
26.		

Bar Codes:

2.	Actuarial Opinion [Document Identifier 440]	
11.	Medicare Supplement Insurance Experience Exhibit [Document Identifier 360]	
12.	Life Supplement [Document Identifier 205]	
13.	Property/Casualty Supplement [Document Identifier 207]	
14.	SIS Stockholder Information Supplement [Document Identifier 420]	
15.	Participating Opinion for Exhibit 5 [Document Identifier 371]	
16.	Non-Guaranteed Opinion for Exhibit 5 [Document Identifier 370]	
17.	Medicare Part D Coverage Supplement [Document Identifier 365]	

ANNUAL STATEMENT FOR THE YEAR 2014 OF THE Amerigroup Ohio, Inc.

SUPPLEMENTAL EXHIBITS AND SCHEDULES INTERROGATORIES

18.	Relief from the five-year rotation requirement for lead audit partner [Document Identifier 224]	 1 0 7 6 7 2 0 1 4 2 2 4 0 0 0 0 0
19.	Relief from the one-year cooling off period for independent CPA [Document Identifier 225]	 1 0 7 6 7 2 0 1 4 2 2 5 0 0 0 0 0
20.	Relief from the Requirements for Audit Committees [Document Identifier 226]	 1 0 7 6 7 2 0 1 4 2 2 6 0 0 0 0 0
21.	Long-Term Care Experience Reporting Forms [Document Identifier 306]	 1 0 7 6 7 2 0 1 4 3 0 6 0 0 0 0 0
22.	Life Supplement [Document Identifier 211]	 1 0 7 6 7 2 0 1 4 2 1 1 0 0 0 0 0
23.	Property/Casualty Supplement Insurance Expense Exhibit [Document Identifier 213]	 1 0 7 6 7 2 0 1 4 2 1 3 0 0 0 0 0
24.	Supplemental Health Care Exhibit (Parts 1, 2 and 3) [Document Identifier 216]	 1 0 7 6 7 2 0 1 4 2 1 6 0 0 0 0 0
25.	Supplemental Health Care Exhibit's Expense Allocation Report [Document Identifier 217]	 1 0 7 6 7 2 0 1 4 2 1 7 0 0 0 0 0
26.	Management's Report of Internal Control Over Financial Reporting [Document Identifier 223]	 1 0 7 6 7 2 0 1 4 2 2 3 0 0 0 0 0

ALPHABETICAL INDEX

ANNUAL STATEMENT BLANK

Analysis of Operations By Lines of Business 7

Assets 2

Cash Flow 6

Exhibit 1 - Enrollment By Product Type for Health Business Only 17

Exhibit 2 - Accident and Health Premiums Due and Unpaid 18

Exhibit 3 - Health Care Receivables 19

Exhibit 3A - Analysis of Health Care Receivables Collected and Accrued 20

Exhibit 4 - Claims Unpaid and Incentive Pool, Withhold and Bonus 21

Exhibit 5 - Amounts Due From Parent, Subsidiaries and Affiliates 22

Exhibit 6 - Amounts Due To Parent, Subsidiaries and Affiliates 23

Exhibit 7 - Part 1 - Summary of Transactions With Providers 24

Exhibit 7 - Part 2 - Summary of Transactions With Intermediaries 24

Exhibit 8 - Furniture, Equipment and Supplies Owned 25

Exhibit of Capital Gains (Losses) 15

Exhibit of Net Investment Income 15

Exhibit of Nonadmitted Assets 16

Exhibit of Premiums, Enrollment and Utilization (State Page) 30

Five-Year Historical Data 29

General Interrogatories 27

Jurat Page 1

Liabilities, Capital and Surplus 3

Notes To Financial Statements 26

Overflow Page For Write-ins 44

Schedule A - Part 1 E01

Schedule A - Part 2 E02

Schedule A - Part 3 E03

Schedule A - Verification Between Years SI02

Schedule B - Part 1 E04

Schedule B - Part 2 E05

Schedule B - Part 3 E06

Schedule B - Verification Between Years SI02

Schedule BA - Part 1 E07

Schedule BA - Part 2 E08

Schedule BA - Part 3 E09

Schedule BA - Verification Between Years SI03

Schedule D - Part 1 E10

Schedule D - Part 1A - Section 1 SI05

Schedule D - Part 1A - Section 2 SI08

Schedule D - Part 2 - Section 1 E11

Schedule D - Part 2 - Section 2 E12

Schedule D - Part 3 E13

Schedule D - Part 4 E14

Schedule D - Part 5 E15

Schedule D - Part 6 - Section 1 E16

Schedule D - Part 6 - Section 2 E16

Schedule D - Summary By Country SI04

Schedule D - Verification Between Years SI03

Schedule DA - Part 1 E17

Schedule DA - Verification Between Years SI10

Schedule DB - Part A - Section 1 E18

Schedule DB - Part A - Section 2 E19

Schedule DB - Part A - Verification Between Years SI11

Schedule DB - Part B - Section 1 E20

Schedule DB - Part B - Section 2 E21

Schedule DB - Part B - Verification Between Years SI11

Schedule DB - Part C - Section 1 SI12

Schedule DB - Part C - Section 2 SI13

Schedule DB - Part D - Section 1 E22

Schedule DB - Part D - Section 2 E23

Schedule DB - Verification SI14

Schedule DL - Part 1 E24

Schedule DL - Part 2 E25

Schedule E - Part 1 - Cash E26

Schedule E - Part 2 - Cash Equivalents E27

Schedule E - Part 3 - Special Deposits E28

Schedule E - Verification Between Years SI15

ANNUAL STATEMENT BLANK (Continued)

Schedule S - Part 1 - Section 2	31
Schedule S - Part 2	32
Schedule S - Part 3 - Section 2	33
Schedule S - Part 4	34
Schedule S - Part 5	35
Schedule S - Part 6.....	36
Schedule S - Part 7.....	37
Schedule T - Part 2 - Interstate Compact	39
Schedule T - Premiums and Other Considerations	38
Schedule Y - Information Concerning Activities of Insurer Members of a Holding Company Group	40
Schedule Y - Part 1A - Detail of Insurance Holding Company System	41
Schedule Y - Part 2 - Summary of Insurer's Transactions With Any Affiliates	42
Statement of Revenue and Expenses	4
Summary Investment Schedule	SI01
Supplemental Exhibits and Schedules Interrogatories	43
Underwriting and Investment Exhibit - Part 1	8
Underwriting and Investment Exhibit - Part 2	9
Underwriting and Investment Exhibit - Part 2A	10
Underwriting and Investment Exhibit - Part 2B	11
Underwriting and Investment Exhibit - Part 2C	12
Underwriting and Investment Exhibit - Part 2D	13
Underwriting and Investment Exhibit - Part 3	14