



PROPERTY AND CASUALTY COMPANIES - ASSOCIATION EDITION

ANNUAL STATEMENT

FOR THE YEAR ENDED DECEMBER 31, 2014

OF THE CONDITION AND AFFAIRS OF THE

Nationwide Indemnity Company

NAIC Group Code

0140
(Current)

0140
(Prior)

NAIC Company Code

10070

Employer's ID Number

31-1399201

Organized under the Laws of

Ohio

State of Domicile or Port of Entry

Ohio

Country of Domicile

United States of America

Incorporated/Organized

02/16/1994

Commenced Business

04/15/1994

Statutory Home Office

One West Nationwide Blvd.
(Street and Number)

Columbus , OH, US 43215-2220
(City or Town, State, Country and Zip Code)

Main Administrative Office

One West Nationwide Blvd.
(Street and Number)

Columbus , OH, US 43215-2220
(City or Town, State, Country and Zip Code)

614-249-7111
(Area Code) (Telephone Number)

Mail Address

One West Nationwide Blvd., 1-04-701
(Street and Number or P.O. Box)

Columbus , OH, US 43215-2220
(City or Town, State, Country and Zip Code)

Primary Location of Books and Records

One West Nationwide Blvd., 1-04-701
(Street and Number)

Columbus , OH, US 43215-2220
(City or Town, State, Country and Zip Code)

614-249-1545
(Area Code) (Telephone Number)

Internet Website Address

www.nationwide.com

Statutory Statement Contact

Cheryl M. Dennis
(Name)

614-249-1545
(Area Code) (Telephone Number)

FinRpt@nationwide.com
(E-mail Address)

866-315-1430
(FAX Number)

OFFICERS

President & COO

David Alan Bano

VP & Asst Treasurer

Timothy John Dwyer #

VP & Secretary

Robert William Horner III

OTHER

Pamela Ann Biesecker Sr VP-Head of Taxation

Harry Hansen Hallowell Sr VP - CIO

Jennifer Marie Hanley # Sr VP- NI Brand Marketing

Mark Raymond Thresher Exec VP - CFO

DIRECTORS OR TRUSTEES

David Alan Bano

James David Benson

Kevin Thomas Hilyard

Michael Patrick Leach

Duane Lee Meyer

Mark Raymond Thresher

State of

Ohio

County of

Franklin

SS:

The officers of this reporting entity being duly sworn, each depose and say that they are the described officers of said reporting entity, and that on the reporting period stated above, all of the herein described assets were the absolute property of the said reporting entity, free and clear from any liens or claims thereon, except as herein stated, and that this statement, together with related exhibits, schedules and explanations therein contained, annexed or referred to, is a full and true statement of all the assets and liabilities and of the condition and affairs of the said reporting entity as of the reporting period stated above, and of its income and deductions therefrom for the period ended, and have been completed in accordance with the NAIC Annual Statement Instructions and Accounting Practices and Procedures manual except to the extent that: (1) state law may differ; or, (2) that state rules or regulations require differences in reporting not related to accounting practices and procedures, according to the best of their information, knowledge and belief, respectively. Furthermore, the scope of this attestation by the described officers also includes the related corresponding electronic filing with the NAIC, when required, that is an exact copy (except for formatting differences due to electronic filing) of the enclosed statement. The electronic filing may be requested by various regulators in lieu of or in addition to the enclosed statement.

David Alan Bano
President & COO

Robert William Horner III
VP & Secretary

Timothy John Dwyer
VP & Asst Treasurer

Subscribed and sworn to before me this

day of

February, 2015

a. Is this an original filing?

Yes [X] No []

b. If no,

1. State the amendment number.....

2. Date filed

3. Number of pages attached.....



ANNUAL STATEMENT FOR THE YEAR 2014 OF THE NATIONWIDE INDEMNITY COMPANY
EXHIBIT OF PREMIUMS AND LOSSES (Statutory Page 14)

NAIC Group Code 0140 BUSINESS IN THE STATE OF Illinois DURING THE YEAR 2014 NAIC Company Code 10070

Line of Business		Gross Premiums, Including Policy and Membership Fees, Less Return Premiums and Premiums on Policies not Taken		3 Dividends Paid or Credited to Policyholders on Direct Business	4 Direct Unearned Premium Reserves	5 Direct Losses Paid (deducting salvage)	6 Direct Losses Incurred	7 Direct Losses Unpaid	8 Direct Defense and Cost Containment Expense Paid	9 Direct Defense and Cost Containment Expense Incurred	10 Direct Defense and Cost Containment Expense Unpaid	11 Commissions and Brokerage Expenses	12 Taxes, Licenses and Fees
		1 Direct Premiums Written	2 Direct Premiums Earned										
1.	Fire												
2.1	Allied lines												
2.2	Multiple peril crop												
2.3	Federal flood												
2.4	Private crop												
3.	Farmowners multiple peril												
4.	Homeowners multiple peril												
5.1	Commercial multiple peril (non-liability portion)												
5.2	Commercial multiple peril (liability portion)												
6.	Mortgage guaranty												
8.	Ocean marine												
9.	Inland marine												
10.	Financial guaranty												
11.	Medical professional liability												
12.	Earthquake												
13.	Group accident and health (b)												
14.	Credit accident and health (group and individual)												
15.1	Collectively renewable accident and health (b)												
15.2	Non-cancelable accident and health(b)												
15.3	Guaranteed renewable accident and health(b)												
15.4	Non-renewable for stated reasons only (b)												
15.5	Other accident only												
15.6	Medicare Title XVIII exempt from state taxes or fees												
15.7	All other accident and health (b)												
15.8	Federal employees health benefits plan premium (b)												
16.	Workers' compensation												
17.1	Other Liability - occurrence												
17.2	Other Liability - claims made												
17.3	Excess workers' compensation												
18.	Products liability												
19.1	Private passenger auto no-fault (personal injury protection)												
19.2	Other private passenger auto liability												
19.3	Commercial auto no-fault (personal injury protection)												
19.4	Other commercial auto liability												
21.1	Private passenger auto physical damage												
21.2	Commercial auto physical damage												
22.	Aircraft (all perils)												
23.	Fidelity												
24.	Surety												
26.	Burglary and theft												
27.	Boiler and machinery												
28.	Credit												
30.	Warranty												
34.	Aggregate write-ins for other lines of business												
35.	TOTALS (a)												
DETAILS OF WRITE-INS													
3401.												
3402.												
3403.												
3498.	Summary of remaining write-ins for Line 34 from overflow page												
3499.	Totals (Lines 3401 thru 3403 plus 3498)(Line 34 above)												

(a) Finance and service charges not included in Lines 1 to 35 \$
(b) For health business on indicated lines report: Number of persons insured under PPO managed care products and number of persons insured under indemnity only products



ANNUAL STATEMENT FOR THE YEAR 2014 OF THE NATIONWIDE INDEMNITY COMPANY
EXHIBIT OF PREMIUMS AND LOSSES (Statutory Page 14)

NAIC Group Code 0140 BUSINESS IN THE STATE OF Iowa DURING THE YEAR 2014 NAIC Company Code 10070

Line of Business		Gross Premiums, Including Policy and Membership Fees, Less Return Premiums and Premiums on Policies not Taken		3 Dividends Paid or Credited to Policyholders on Direct Business	4 Direct Unearned Premium Reserves	5 Direct Losses Paid (deducting salvage)	6 Direct Losses Incurred	7 Direct Losses Unpaid	8 Direct Defense and Cost Containment Expense Paid	9 Direct Defense and Cost Containment Expense Incurred	10 Direct Defense and Cost Containment Expense Unpaid	11 Commissions and Brokerage Expenses	12 Taxes, Licenses and Fees
		1 Direct Premiums Written	2 Direct Premiums Earned										
1.	Fire												
2.1	Allied lines												
2.2	Multiple peril crop												
2.3	Federal flood												
2.4	Private crop												
3.	Farmowners multiple peril												
4.	Homeowners multiple peril												
5.1	Commercial multiple peril (non-liability portion)												
5.2	Commercial multiple peril (liability portion)												
6.	Mortgage guaranty												
8.	Ocean marine												
9.	Inland marine												
10.	Financial guaranty												
11.	Medical professional liability												
12.	Earthquake												
13.	Group accident and health (b)												
14.	Credit accident and health (group and individual)												
15.1	Collectively renewable accident and health (b)												
15.2	Non-cancelable accident and health(b)												
15.3	Guaranteed renewable accident and health(b)												
15.4	Non-renewable for stated reasons only (b)												
15.5	Other accident only												
15.6	Medicare Title XVIII exempt from state taxes or fees												
15.7	All other accident and health (b)												
15.8	Federal employees health benefits plan premium (b)												
16.	Workers' compensation												
17.1	Other Liability - occurrence												
17.2	Other Liability - claims made												
17.3	Excess workers' compensation												
18.	Products liability												
19.1	Private passenger auto no-fault (personal injury protection)												
19.2	Other private passenger auto liability												
19.3	Commercial auto no-fault (personal injury protection)												
19.4	Other commercial auto liability												
21.1	Private passenger auto physical damage												
21.2	Commercial auto physical damage												
22.	Aircraft (all perils)												
23.	Fidelity												
24.	Surety												
26.	Burglary and theft												
27.	Boiler and machinery												
28.	Credit												
30.	Warranty												
34.	Aggregate write-ins for other lines of business												
35.	TOTALS (a)												
DETAILS OF WRITE-INS													
3401.												
3402.												
3403.												
3498.	Summary of remaining write-ins for Line 34 from overflow page												
3499.	Totals (Lines 3401 thru 3403 plus 3498)(Line 34 above)												

(a) Finance and service charges not included in Lines 1 to 35 \$
(b) For health business on indicated lines report: Number of persons insured under PPO managed care products and number of persons insured under indemnity only products



ANNUAL STATEMENT FOR THE YEAR 2014 OF THE NATIONWIDE INDEMNITY COMPANY
EXHIBIT OF PREMIUMS AND LOSSES (Statutory Page 14)

NAIC Group Code 0140 BUSINESS IN THE STATE OF New York DURING THE YEAR 2014 NAIC Company Code 10070

Line of Business		Gross Premiums, Including Policy and Membership Fees, Less Return Premiums and Premiums on Policies not Taken		3 Dividends Paid or Credited to Policyholders on Direct Business	4 Direct Unearned Premium Reserves	5 Direct Losses Paid (deducting salvage)	6 Direct Losses Incurred	7 Direct Losses Unpaid	8 Direct Defense and Cost Containment Expense Paid	9 Direct Defense and Cost Containment Expense Incurred	10 Direct Defense and Cost Containment Expense Unpaid	11 Commissions and Brokerage Expenses	12 Taxes, Licenses and Fees
		1 Direct Premiums Written	2 Direct Premiums Earned										
1.	Fire												
2.1	Allied lines												
2.2	Multiple peril crop												
2.3	Federal flood												
2.4	Private crop												
3.	Farmowners multiple peril												
4.	Homeowners multiple peril												
5.1	Commercial multiple peril (non-liability portion)												
5.2	Commercial multiple peril (liability portion)												
6.	Mortgage guaranty												
8.	Ocean marine												
9.	Inland marine												
10.	Financial guaranty												
11.	Medical professional liability												
12.	Earthquake												
13.	Group accident and health (b)												
14.	Credit accident and health (group and individual)												
15.1	Collectively renewable accident and health (b)												
15.2	Non-cancelable accident and health(b)												
15.3	Guaranteed renewable accident and health(b)												
15.4	Non-renewable for stated reasons only (b)												
15.5	Other accident only												
15.6	Medicare Title XVIII exempt from state taxes or fees												
15.7	All other accident and health (b)												
15.8	Federal employees health benefits plan premium (b)												
16.	Workers' compensation												
17.1	Other Liability - occurrence												
17.2	Other Liability - claims made												
17.3	Excess workers' compensation												
18.	Products liability												
19.1	Private passenger auto no-fault (personal injury protection)												
19.2	Other private passenger auto liability												
19.3	Commercial auto no-fault (personal injury protection)												
19.4	Other commercial auto liability												
21.1	Private passenger auto physical damage												
21.2	Commercial auto physical damage												
22.	Aircraft (all perils)												
23.	Fidelity												
24.	Surety												
26.	Burglary and theft												
27.	Boiler and machinery												
28.	Credit												
30.	Warranty												
34.	Aggregate write-ins for other lines of business												
35.	TOTALS (a)												
DETAILS OF WRITE-INS													
3401.												
3402.												
3403.												
3498.	Summary of remaining write-ins for Line 34 from overflow page												
3499.	Totals (Lines 3401 thru 3403 plus 3498)(Line 34 above)												

(a) Finance and service charges not included in Lines 1 to 35 \$
(b) For health business on indicated lines report: Number of persons insured under PPO managed care products and number of persons insured under indemnity only products



ANNUAL STATEMENT FOR THE YEAR 2014 OF THE NATIONWIDE INDEMNITY COMPANY
EXHIBIT OF PREMIUMS AND LOSSES (Statutory Page 14)

NAIC Group Code 0140 BUSINESS IN THE STATE OF Ohio DURING THE YEAR 2014 NAIC Company Code 10070

Line of Business		Gross Premiums, Including Policy and Membership Fees, Less Return Premiums and Premiums on Policies not Taken		3 Dividends Paid or Credited to Policyholders on Direct Business	4 Direct Unearned Premium Reserves	5 Direct Losses Paid (deducting salvage)	6 Direct Losses Incurred	7 Direct Losses Unpaid	8 Direct Defense and Cost Containment Expense Paid	9 Direct Defense and Cost Containment Expense Incurred	10 Direct Defense and Cost Containment Expense Unpaid	11 Commissions and Brokerage Expenses	12 Taxes, Licenses and Fees
		1 Direct Premiums Written	2 Direct Premiums Earned										
1.	Fire												
2.1	Allied lines												
2.2	Multiple peril crop												
2.3	Federal flood												
2.4	Private crop												
3.	Farmowners multiple peril												
4.	Homeowners multiple peril												
5.1	Commercial multiple peril (non-liability portion)												
5.2	Commercial multiple peril (liability portion)												
6.	Mortgage guaranty												
8.	Ocean marine												
9.	Inland marine												
10.	Financial guaranty												
11.	Medical professional liability												
12.	Earthquake												
13.	Group accident and health (b)												
14.	Credit accident and health (group and individual)												
15.1	Collectively renewable accident and health (b)												
15.2	Non-cancelable accident and health(b)												
15.3	Guaranteed renewable accident and health(b)												
15.4	Non-renewable for stated reasons only (b)												
15.5	Other accident only												
15.6	Medicare Title XVIII exempt from state taxes or fees												
15.7	All other accident and health (b)												
15.8	Federal employees health benefits plan premium (b)												
16.	Workers' compensation												
17.1	Other Liability - occurrence												
17.2	Other Liability - claims made												
17.3	Excess workers' compensation												
18.	Products liability												
19.1	Private passenger auto no-fault (personal injury protection)												
19.2	Other private passenger auto liability												
19.3	Commercial auto no-fault (personal injury protection)												
19.4	Other commercial auto liability												
21.1	Private passenger auto physical damage												
21.2	Commercial auto physical damage												
22.	Aircraft (all perils)												
23.	Fidelity												
24.	Surety												
26.	Burglary and theft												
27.	Boiler and machinery												
28.	Credit												
30.	Warranty												
34.	Aggregate write-ins for other lines of business												
35.	TOTALS (a)												
DETAILS OF WRITE-INS													
3401.												
3402.												
3403.												
3498.	Summary of remaining write-ins for Line 34 from overflow page												
3499.	Totals (Lines 3401 thru 3403 plus 3498)(Line 34 above)												

(a) Finance and service charges not included in Lines 1 to 35 \$
(b) For health business on indicated lines report: Number of persons insured under PPO managed care products and number of persons insured under indemnity only products



ANNUAL STATEMENT FOR THE YEAR 2014 OF THE NATIONWIDE INDEMNITY COMPANY

EXHIBIT OF PREMIUMS AND LOSSES (Statutory Page 14)

NAIC Group Code 0140 BUSINESS IN THE STATE OF Wisconsin DURING THE YEAR 2014 NAIC Company Code 10070

Line of Business		Gross Premiums, Including Policy and Membership Fees, Less Return Premiums and Premiums on Policies not Taken		3 Dividends Paid or Credited to Policyholders on Direct Business	4 Direct Unearned Premium Reserves	5 Direct Losses Paid (deducting salvage)	6 Direct Losses Incurred	7 Direct Losses Unpaid	8 Direct Defense and Cost Containment Expense Paid	9 Direct Defense and Cost Containment Expense Incurred	10 Direct Defense and Cost Containment Expense Unpaid	11 Commissions and Brokerage Expenses	12 Taxes, Licenses and Fees
		1 Direct Premiums Written	2 Direct Premiums Earned										
1.	Fire												
2.1	Allied lines												
2.2	Multiple peril crop												
2.3	Federal flood												
2.4	Private crop												
3.	Farmowners multiple peril												
4.	Homeowners multiple peril												
5.1	Commercial multiple peril (non-liability portion)												
5.2	Commercial multiple peril (liability portion)												
6.	Mortgage guaranty												
8.	Ocean marine												
9.	Inland marine												
10.	Financial guaranty												
11.	Medical professional liability												
12.	Earthquake												
13.	Group accident and health (b)												
14.	Credit accident and health (group and individual)												
15.1	Collectively renewable accident and health (b)												
15.2	Non-cancelable accident and health(b)												
15.3	Guaranteed renewable accident and health(b)												
15.4	Non-renewable for stated reasons only (b)												
15.5	Other accident only												
15.6	Medicare Title XVIII exempt from state taxes or fees												
15.7	All other accident and health (b)												
15.8	Federal employees health benefits plan premium (b)												
16.	Workers' compensation												
17.1	Other Liability - occurrence												
17.2	Other Liability - claims made												
17.3	Excess workers' compensation												
18.	Products liability												
19.1	Private passenger auto no-fault (personal injury protection)												
19.2	Other private passenger auto liability												
19.3	Commercial auto no-fault (personal injury protection)												
19.4	Other commercial auto liability												
21.1	Private passenger auto physical damage												
21.2	Commercial auto physical damage												
22.	Aircraft (all perils)												
23.	Fidelity												
24.	Surety												
26.	Burglary and theft												
27.	Boiler and machinery												
28.	Credit												
30.	Warranty												
34.	Aggregate write-ins for other lines of business												
35.	TOTALS (a)												
DETAILS OF WRITE-INS													
3401.												
3402.												
3403.												
3498.	Summary of remaining write-ins for Line 34 from overflow page												
3499.	Totals (Lines 3401 thru 3403 plus 3498)(Line 34 above)												

(a) Finance and service charges not included in Lines 1 to 35 \$
(b) For health business on indicated lines report: Number of persons insured under PPO managed care products and number of persons insured under indemnity only products



ANNUAL STATEMENT FOR THE YEAR 2014 OF THE NATIONWIDE INDEMNITY COMPANY
EXHIBIT OF PREMIUMS AND LOSSES (Statutory Page 14)

NAIC Group Code 0140 BUSINESS IN THE STATE OF Grand Total DURING THE YEAR 2014 NAIC Company Code 10070

Line of Business		Gross Premiums, Including Policy and Membership Fees, Less Return Premiums and Premiums on Policies not Taken		3	4	5	6	7	8	9	10	11	12
		1	2										
		Direct Premiums Written	Direct Premiums Earned	Dividends Paid or Credited to Policyholders on Direct Business	Direct Unearned Premium Reserves	Direct Losses Paid (deducting salvage)	Direct Losses Incurred	Direct Losses Unpaid	Direct Defense and Cost Containment Expense Paid	Direct Defense and Cost Containment Expense Incurred	Direct Defense and Cost Containment Expense Unpaid	Commissions and Brokerage Expenses	Taxes, Licenses and Fees
1.	Fire												
2.1	Allied lines												
2.2	Multiple peril crop												
2.3	Federal flood												
2.4	Private crop												
3.	Farmowners multiple peril												
4.	Homeowners multiple peril												
5.1	Commercial multiple peril (non-liability portion)												
5.2	Commercial multiple peril (liability portion)												
6.	Mortgage guaranty												
8.	Ocean marine												
9.	Inland marine												
10.	Financial guaranty												
11.	Medical professional liability												
12.	Earthquake												
13.	Group accident and health (b)												
14.	Credit accident and health (group and individual)												
15.1	Collectively renewable accident and health (b)												
15.2	Non-cancelable accident and health(b)												
15.3	Guaranteed renewable accident and health(b)												
15.4	Non-renewable for stated reasons only (b)												
15.5	Other accident only												
15.6	Medicare Title XVIII exempt from state taxes or fees												
15.7	All other accident and health (b)												
15.8	Federal employees health benefits plan premium (b)												
16.	Workers' compensation												
17.1	Other Liability - occurrence												
17.2	Other Liability - claims made												
17.3	Excess workers' compensation												
18.	Products liability												
19.1	Private passenger auto no-fault (personal injury protection)												
19.2	Other private passenger auto liability												
19.3	Commercial auto no-fault (personal injury protection)												
19.4	Other commercial auto liability												
21.1	Private passenger auto physical damage												
21.2	Commercial auto physical damage												
22.	Aircraft (all perils)												
23.	Fidelity												
24.	Surety												
26.	Burglary and theft												
27.	Boiler and machinery												
28.	Credit												
30.	Warranty												
34.	Aggregate write-ins for other lines of business												
35.	TOTALS (a)												
DETAILS OF WRITE-INS													
3401.												
3402.												
3403.												
3498.	Summary of remaining write-ins for Line 34 from overflow page												
3499.	Totals (Lines 3401 thru 3403 plus 3498)(Line 34 above)												

(a) Finance and service charges not included in Lines 1 to 35 \$
(b) For health business on indicated lines report: Number of persons insured under PPO managed care products and number of persons insured under indemnity only products

ANNUAL STATEMENT FOR THE YEAR 2014 OF THE NATIONWIDE INDEMNITY COMPANY

SCHEDULE F - PART 1

Assumed Reinsurance as of December 31, Current Year (000 OMITTED)

1 ID Number	2 NAIC Com- pany Code	3 Name of Reinsured	4 Domiciliary Jurisdiction	5 Assumed Premium	Reinsurance On		8 Cols. 6 + 7	9 Contingent Commissions Payable	10 Assumed Premiums Receivable	11 Unearned Premium	12 Funds Held By or Deposited With Reinsured Companies	13 Letters of Credit Posted	14 Amount of Assets Pledged or Compensating Balances to Secure Letters of Credit	15 Amount of Assets Pledged or Collateral Held in Trust
					6 Paid Losses and Loss Adjustment Expenses	7 Known Case Losses and LAE								
42-0618271	13838	Farmland Mutual Insurance Company	IA			1,769	1,769							
38-0865250	11991	National Casualty Company	WI	81		43,340	43,340		(431)		3,443			
31-4425763	23760	Nationwide General Insurance Company	OH	1		3,976	3,976				499			
31-4177110	23779	Nationwide Mutual Fire Insurance Company	OH			1,776	1,776							
31-4177100	23787	Nationwide Mutual Insurance Company	OH	28		53,482	53,482		999	33	3,368			
31-0970750	37877	Nationwide Property & Casualty Insurance Company	OH			1,075	1,075							
0399999. Affiliates - U.S. Non-Pool - Other				110		105,418	105,418		568	33	7,310			
0499999. Total - U.S. Non-Pool				110		105,418	105,418		568	33	7,310			
0799999. Total - Other (Non-U.S.)														
0899999. Total - Affiliates				110		105,418	105,418		568	33	7,310			
39-0264050	21458	Employers Insurance Wausau	WI	(467)		383,950	383,950		785		844			
0999998. Other U.S. Unaffiliated Insurers Reinsurance for which the total of Column 8 is less than \$100,000														
0999999. Total Other U.S. Unaffiliated Insurers				(467)		383,950	383,950		785		844			
1099998. Pools and Associations - Reinsurance for which the total of Column 8 is less than \$100,000 - Mandatory Pools														
1099999. Total Pools, Associations or Other Similar Facilities - Mandatory Pools														
1199998. Pools and Associations - Reinsurance for which the total of Column 8 is less than \$100,000 - Voluntary Pools														
1199999. Total Pools, Associations or Other Similar Facilities - Voluntary Pools														
1299999. Total - Pools and Associations														
1399998. Other Non-U.S. Insurers - Reinsurance for which the total of Column 8 is less than \$100,000														
1399999. Total Other Non-U.S. Insurers														
9999999 Totals				(357)		489,368	489,368		1,353	33	8,154			

Schedule F - Part 2

NONE

Schedule F - Part 3

NONE

Schedule F - Part 4

NONE

Schedule F - Part 5

NONE

Schedule F - Part 5 - Bank Footnote

NONE

Schedule F - Part 6 - Section 1 - Provision for Reinsurance Ceded to Certified Reinsurers

NONE

Schedule F - Part 6 - Section 1 - Bank Footnote

NONE

Schedule F - Part 6 - Section 2 - Provision for Overdue Reinsurance Ceded to Certified Reinsurers

NONE

Schedule F - Part 7 - Provision for Overdue Authorized Reinsurance

NONE

Schedule F - Part 8 - Provision for Overdue Reinsurance

NONE

Schedule F - Part 9 - Restatement of Balance Sheet to Identify Net Credit for Reinsurance

NONE

ANNUAL STATEMENT FOR THE YEAR 2014 OF THE NATIONWIDE INDEMNITY COMPANY

SCHEDULE H - ACCIDENT AND HEALTH EXHIBIT

	Total		Group Accident and Health		Credit Accident and Health (Group and Individual)		Collectively Renewable		Other Individual Contracts									
									Non-Cancelable		Guaranteed Renewable		Non-Renewable for Stated Reasons Only		Other Accident Only		All Other	
	1 Amount	2 %	3 Amount	4 %	5 Amount	6 %	7 Amount	8 %	9 Amount	10 %	11 Amount	12 %	13 Amount	14 %	15 Amount	16 %	17 Amount	18 %
PART 1. - ANALYSIS OF UNDERWRITING OPERATIONS																		
1. Premiums written		XXX		XXX		XXX		XXX		XXX		XXX		XXX		XXX		XXX
2. Premiums earned		XXX		XXX		XXX		XXX		XXX		XXX		XXX		XXX		XXX
3. Incurred claims	214,334		217,943														(3,609)	
4. Cost containment expenses																		
5. Incurred claims and cost containment expenses (Lines 3 and 4)	214,334		217,943														(3,609)	
6. Increase in contract reserves																		
7. Commissions (a)																		
8. Other general insurance expenses																		
9. Taxes, licenses and fees																		
10. Total other expenses incurred																		
11. Aggregate write-ins for deductions																		
12. Gain from underwriting before dividends or refunds	(214,334)		(217,943)														3,609	
13. Dividends or refunds																		
14. Gain from underwriting after dividends or refunds	(214,334)		(217,943)														3,609	
DETAILS OF WRITE-INS																		
1101.																		
1102.																		
1103.																		
1198. Summary of remaining write-ins for Line 11 from overflow page																		
1199. Totals (Lines 1101 thru 1103 plus 1198)(Line 11 above)																		

(a) Includes \$ reported as "Contract, membership and other fees retained by agents."

ANNUAL STATEMENT FOR THE YEAR 2014 OF THE NATIONWIDE INDEMNITY COMPANY

SCHEDULE H - ACCIDENT AND HEALTH EXHIBIT (Continued)

	1	2	3	4	Other Individual Contracts				
					5	6	7	8	9
	Total	Group Accident and Health	Credit Accident and Health (Group and Individual)	Collectively Renewable	Non-Cancelable	Guaranteed Renewable	Non-Renewable for Stated Reasons Only	Other Accident Only	All Other
PART 2. - RESERVES AND LIABILITIES									
A. Premium Reserves:									
1. Unearned premiums									
2. Advance premiums									
3. Reserve for rate credits									
4. Total premium reserves, current year									
5. Total premium reserves, prior year									
6. Increase in total premium reserves									
B. Contract Reserves:									
1. Additional reserves (a)									
2. Reserve for future contingent benefits (deferred maternity and other similar benefits)									
3. Total contract reserves, current year									
4. Total contract reserves, prior year									
5. Increase in contract reserves									
C. Claim Reserves and Liabilities:									
1. Total current year	239,009	233,616							5,393
2. Total prior year	26,063	16,242							9,821
3. Increase	212,946	217,374							(4,428)

PART 3. - TEST OF PRIOR YEAR'S CLAIM RESERVES AND LIABILITIES									
1. Claims paid during the year:									
1.1 On claims incurred prior to current year	1,388	569							819
1.2 On claims incurred during current year									
2. Claim reserves and liabilities, December 31, current year:									
2.1 On claims incurred prior to current year	239,009	233,616							5,393
2.2 On claims incurred during current year									
3. Test:									
3.1 Line 1.1 and 2.1	240,397	234,185							6,212
3.2 Claim reserves and liabilities, December 31, prior year	26,063	16,242							9,821
3.3 Line 3.1 minus Line 3.2	214,334	217,943							(3,609)

PART 4. - REINSURANCE									
A. Reinsurance Assumed:									
1. Premiums written									
2. Premiums earned									
3. Incurred claims	214,334	217,943							(3,609)
4. Commissions									
B. Reinsurance Ceded:									
1. Premiums written									
2. Premiums earned									
3. Incurred claims									
4. Commissions									

(a) Includes \$ premium deficiency reserve.

ANNUAL STATEMENT FOR THE YEAR 2014 OF THE NATIONWIDE INDEMNITY COMPANY

SCHEDULE H - PART 5 - HEALTH CLAIMS

	1 Medical	2 Dental	3 Other	4 Total
A. Direct:				
1. Incurred Claims				
2. Beginning claim reserves and liabilities				
3. Ending claim reserves and liabilities				
4. Claims paid				
B. Assumed Reinsurance:				
5. Incurred Claims.....	214,334			214,334
6. Beginning claim reserves and liabilities	26,063			26,063
7. Ending claim reserves and liabilities	239,009			239,009
8. Claims paid	1,388			1,388
C. Ceded Reinsurance:				
9. Incurred Claims.....				
10. Beginning claim reserves and liabilities				
11. Ending claim reserves and liabilities				
12. Claims paid				
D. Net:				
13. Incurred Claims.....	214,334			214,334
14. Beginning claim reserves and liabilities	26,063			26,063
15. Ending claim reserves and liabilities	239,009			239,009
16. Claims paid	1,388			1,388
E. Net Incurred Claims and Cost Containment Expenses:				
17. Incurred claims and cost containment expenses	214,334			214,334
18. Beginning reserves and liabilities	26,063			26,063
19. Ending reserves and liabilities	239,009			239,009
20. Paid claims and cost containment expenses	1,388			1,388

ANNUAL STATEMENT FOR THE YEAR 2014 OF THE NATIONWIDE INDEMNITY COMPANY

SCHEDULE P - PART 1A - HOMEOWNERS/FARMOWNERS

(\$000 OMITTED)

Years in Which Premiums Were Earned and Losses Were Incurred	Premiums Earned			Loss and Loss Expense Payments								12
	1 Direct and Assumed	2 Ceded	3 Net (1 - 2)	Loss Payments		Defense and Cost Containment Payments		Adjusting and Other Payments		10 Salvage and Subrogation Received	11 Total Net Paid Cols (4 - 5 + 6 - 7 + 8 - 9)	Number of Claims Reported Direct and Assumed
				4 Direct and Assumed	5 Ceded	6 Direct and Assumed	7 Ceded	8 Direct and Assumed	9 Ceded			
1. Prior.....	XXX	XXX	XXX	16		7					23	XXX
2. 2005.....												
3. 2006.....												
4. 2007.....	300		300									
5. 2008.....												
6. 2009.....												
7. 2010.....												
8. 2011.....												
9. 2012.....												
10. 2013.....												
11. 2014.....												
12. Totals	XXX	XXX	XXX	16		7					23	XXX

	Losses Unpaid				Defense and Cost Containment Unpaid				Adjusting and Other Unpaid		23	24	25
	Case Basis		Bulk + IBNR		Case Basis		Bulk + IBNR						
	13	14	15	16	17	18	19	20	21	22			
	Direct and Assumed	Ceded	Direct and Assumed	Ceded	Direct and Assumed	Ceded	Direct and Assumed	Ceded	Direct and Assumed	Ceded			
1. Prior.....	228		40		18							286	5
2. 2005.....													
3. 2006.....													
4. 2007.....													
5. 2008.....													
6. 2009.....													
7. 2010.....													
8. 2011.....													
9. 2012.....													
10. 2013.....													
11. 2014.....													
12. Totals	228		40		18							286	5

	Total Losses and Loss Expenses Incurred			Loss and Loss Expense Percentage (Incurred /Premiums Earned)			Nontabular Discount		34 Inter-Company Pooling Participation Percentage	Net Balance Sheet Reserves After Discount	
	26 Direct and Assumed	27 Ceded	28 Net	29 Direct and Assumed	30 Ceded	31 Net	32 Loss	33 Loss Expense		35 Losses Unpaid	36 Loss Expenses Unpaid
1. Prior.....	XXX	XXX	XXX	XXX	XXX	XXX			XXX	268	18
2. 2005.....											
3. 2006.....											
4. 2007.....											
5. 2008.....											
6. 2009.....											
7. 2010.....											
8. 2011.....											
9. 2012.....											
10. 2013.....											
11. 2014.....											
12. Totals	XXX	XXX	XXX	XXX	XXX	XXX			XXX	268	18

ANNUAL STATEMENT FOR THE YEAR 2014 OF THE NATIONWIDE INDEMNITY COMPANY

SCHEDULE P - PART 1B - PRIVATE PASSENGER AUTO LIABILITY/MEDICAL

(\$000 OMITTED)

Years in Which Premiums Were Earned and Losses Were Incurred	Premiums Earned			Loss and Loss Expense Payments								12
	1 Direct and Assumed	2 Ceded	3 Net (1 - 2)	Loss Payments		Defense and Cost Containment Payments		Adjusting and Other Payments		10 Salvage and Subrogation Received	11 Total Net Paid Cols (4 - 5 + 6 - 7 + 8 - 9)	Number of Claims Reported Direct and Assumed
				4 Direct and Assumed	5 Ceded	6 Direct and Assumed	7 Ceded	8 Direct and Assumed	9 Ceded			
1. Prior.....	XXX	XXX	XXX	(333)		2		33			(297)	XXX
2. 2005.....	(75)		(75)									
3. 2006.....	30		30									
4. 2007.....	(6)		(6)									
5. 2008.....	(16)		(16)									
6. 2009.....	4		4									
7. 2010.....	5		5									
8. 2011.....	(2)		(2)									
9. 2012.....	1		1									
10. 2013.....	2		2									
11. 2014.....	6		6									
12. Totals	XXX	XXX	XXX	(333)		2		33			(297)	XXX

	Losses Unpaid				Defense and Cost Containment Unpaid				Adjusting and Other Unpaid		23	24	25
	Case Basis		Bulk + IBNR		Case Basis		Bulk + IBNR						
	13	14	15	16	17	18	19	20	21	22			
	Direct and Assumed	Ceded	Direct and Assumed	Ceded	Direct and Assumed	Ceded	Direct and Assumed	Ceded	Direct and Assumed	Ceded			
1. Prior.....	7,496		413		25							7,933	780
2. 2005.....													
3. 2006.....													
4. 2007.....													
5. 2008.....													
6. 2009.....													
7. 2010.....													
8. 2011.....													
9. 2012.....													
10. 2013.....													
11. 2014.....													
12. Totals	7,496		413		25							7,933	780

	Total Losses and Loss Expenses Incurred			Loss and Loss Expense Percentage (Incurred /Premiums Earned)			Nontabular Discount		34 Inter-Company Pooling Participation Percentage	Net Balance Sheet Reserves After Discount	
	26	27	28	29	30	31	32	33		35	36
	Direct and Assumed	Ceded	Net	Direct and Assumed	Ceded	Net	Loss	Loss Expense		Losses Unpaid	Loss Expenses Unpaid
1. Prior.....	XXX	XXX	XXX	XXX	XXX	XXX			XXX	7,908	25
2. 2005.....											
3. 2006.....											
4. 2007.....											
5. 2008.....											
6. 2009.....											
7. 2010.....											
8. 2011.....											
9. 2012.....											
10. 2013.....											
11. 2014.....											
12. Totals	XXX	XXX	XXX	XXX	XXX	XXX			XXX	7,908	25

ANNUAL STATEMENT FOR THE YEAR 2014 OF THE NATIONWIDE INDEMNITY COMPANY

SCHEDULE P - PART 1C - COMMERCIAL AUTO/TRUCK LIABILITY/MEDICAL

(\$000 OMITTED)

Years in Which Premiums Were Earned and Losses Were Incurred	Premiums Earned			Loss and Loss Expense Payments								12
	1	2	3	Loss Payments		Defense and Cost Containment Payments		Adjusting and Other Payments		10	11	Number of Claims Reported Direct and Assumed
				4	5	6	7	8	9			
	Direct and Assumed	Ceded	Net (1 - 2)	Direct and Assumed	Ceded	Direct and Assumed	Ceded	Direct and Assumed	Ceded	Salvage and Subrogation Received	Total Net Paid Cols (4 - 5 + 6 - 7 + 8 - 9)	
1. Prior.....	XXX	XXX	XXX	319		5					324	XXX
2. 2005.....	(2)		(2)									
3. 2006.....	(100)		(100)									
4. 2007.....	96		96									
5. 2008.....	(6)		(6)									
6. 2009.....	(58)		(58)									
7. 2010.....	(43)		(43)									
8. 2011.....	(18)		(18)									
9. 2012.....	(8)		(8)									
10. 2013.....	(38)		(38)									
11. 2014.....	(13)		(13)									
12. Totals	XXX	XXX	XXX	319		5					324	XXX

	Losses Unpaid				Defense and Cost Containment Unpaid				Adjusting and Other Unpaid		23	24	25
	Case Basis		Bulk + IBNR		Case Basis		Bulk + IBNR						
	13	14	15	16	17	18	19	20	21	22			
	Direct and Assumed	Ceded	Direct and Assumed	Ceded	Direct and Assumed	Ceded	Direct and Assumed	Ceded	Direct and Assumed	Ceded			
1. Prior.....	2,824				122							2,946	172
2. 2005.....													
3. 2006.....													
4. 2007.....													
5. 2008.....													
6. 2009.....													
7. 2010.....													
8. 2011.....													
9. 2012.....													
10. 2013.....													
11. 2014.....													
12. Totals	2,824				122							2,946	172

	Total Losses and Loss Expenses Incurred			Loss and Loss Expense Percentage (Incurred /Premiums Earned)			Nontabular Discount		34 Inter-Company Pooling Participation Percentage	Net Balance Sheet Reserves After Discount	
	26 Direct and Assumed	27 Ceded	28 Net	29 Direct and Assumed	30 Ceded	31 Net	32 Loss	33 Loss Expense		35 Losses Unpaid	36 Loss Expenses Unpaid
1. Prior.....	XXX	XXX	XXX	XXX	XXX	XXX			XXX	2,824	122
2. 2005.....											
3. 2006.....											
4. 2007.....											
5. 2008.....											
6. 2009.....											
7. 2010.....											
8. 2011.....											
9. 2012.....											
10. 2013.....											
11. 2014.....											
12. Totals	XXX	XXX	XXX	XXX	XXX	XXX			XXX	2,824	122

ANNUAL STATEMENT FOR THE YEAR 2014 OF THE NATIONWIDE INDEMNITY COMPANY

SCHEDULE P - PART 1D - WORKERS' COMPENSATION
(EXCLUDING EXCESS WORKERS' COMPENSATION)

(\$000 OMITTED)

Years in Which Premiums Were Earned and Losses Were Incurred	Premiums Earned			Loss and Loss Expense Payments								12
	1 Direct and Assumed	2 Ceded	3 Net (1 - 2)	Loss Payments		Defense and Cost Containment Payments		Adjusting and Other Payments		10 Salvage and Subrogation Received	11 Total Net Paid Cols (4 - 5 + 6 - 7 + 8 - 9)	Number of Claims Reported Direct and Assumed
				4 Direct and Assumed	5 Ceded	6 Direct and Assumed	7 Ceded	8 Direct and Assumed	9 Ceded			
1. Prior.....	XXX	XXX	XXX	1,437		200		4			1,642	XXX
2. 2005.....	62		62									
3. 2006.....	32		32									
4. 2007.....	28		28									
5. 2008.....	130		130									
6. 2009.....	(1)		(1)									
7. 2010.....	62		62									
8. 2011.....	(7)		(7)									
9. 2012.....	(1)		(1)									
10. 2013.....	11		11									
11. 2014.....	9		9									
12. Totals	XXX	XXX	XXX	1,437		200		4			1,642	XXX

	Losses Unpaid				Defense and Cost Containment Unpaid				Adjusting and Other Unpaid		23	24	25
	Case Basis		Bulk + IBNR		Case Basis		Bulk + IBNR		Adjusting and Other Unpaid		Salvage and Subrogation Anticipated	Total Net Losses and Expenses Unpaid	Number of Claims Outstanding Direct and Assumed
	13	14	15	16	17	18	19	20	21	22			
	Direct and Assumed	Ceded	Direct and Assumed	Ceded	Direct and Assumed	Ceded	Direct and Assumed	Ceded	Direct and Assumed	Ceded			
1. Prior.....	25,248		10,816		1,204		2,910		6,243			46,421	2,250
2. 2005.....													
3. 2006.....													
4. 2007.....													
5. 2008.....													
6. 2009.....													
7. 2010.....													
8. 2011.....													
9. 2012.....													
10. 2013.....													
11. 2014.....													
12. Totals	25,248		10,816		1,204		2,910		6,243			46,421	2,250

	Total Losses and Loss Expenses Incurred			Loss and Loss Expense Percentage (Incurred /Premiums Earned)			Nontabular Discount		34	Net Balance Sheet Reserves After Discount	
	26	27	28	29	30	31	32	33	Inter- Company Pooling Participation Percentage	35	36
	Direct and Assumed	Ceded	Net	Direct and Assumed	Ceded	Net	Loss	Loss Expense		Losses Unpaid	Loss Expenses Unpaid
1. Prior.....	XXX	XXX	XXX	XXX	XXX	XXX			XXX	36,064	10,357
2. 2005.....											
3. 2006.....											
4. 2007.....											
5. 2008.....											
6. 2009.....											
7. 2010.....											
8. 2011.....											
9. 2012.....											
10. 2013.....											
11. 2014.....											
12. Totals	XXX	XXX	XXX	XXX	XXX	XXX			XXX	36,064	10,357

ANNUAL STATEMENT FOR THE YEAR 2014 OF THE NATIONWIDE INDEMNITY COMPANY

SCHEDULE P - PART 1E - COMMERCIAL MULTIPLE PERIL

(\$000 OMITTED)

Years in Which Premiums Were Earned and Losses Were Incurred	Premiums Earned			Loss and Loss Expense Payments								12
	1 Direct and Assumed	2 Ceded	3 Net (1 - 2)	Loss Payments		Defense and Cost Containment Payments		Adjusting and Other Payments		10 Salvage and Subrogation Received	11 Total Net Paid Cols (4 - 5 + 6 - 7 + 8 - 9)	Number of Claims Reported Direct and Assumed
				4 Direct and Assumed	5 Ceded	6 Direct and Assumed	7 Ceded	8 Direct and Assumed	9 Ceded			
1. Prior.....	XXX	XXX	XXX	1,589		1,919		178			3,686	XXX
2. 2005.....	7		7									
3. 2006.....	7		7									
4. 2007.....	1		1									
5. 2008.....												
6. 2009.....	(3)		(3)									
7. 2010.....	(3)		(3)									
8. 2011.....												
9. 2012.....												
10. 2013.....												
11. 2014.....												
12. Totals	XXX	XXX	XXX	1,589		1,919		178			3,686	XXX

	Losses Unpaid				Defense and Cost Containment Unpaid				Adjusting and Other Unpaid		23	24	25
	Case Basis		Bulk + IBNR		Case Basis		Bulk + IBNR						
	13	14	15	16	17	18	19	20	21	22			
	Direct and Assumed	Ceded	Direct and Assumed	Ceded	Direct and Assumed	Ceded	Direct and Assumed	Ceded	Direct and Assumed	Ceded			
1. Prior.....	4,695		10,796		7,971		16,624		5,507			45,593	7,848
2. 2005.....													
3. 2006.....													
4. 2007.....													
5. 2008.....													
6. 2009.....													
7. 2010.....													
8. 2011.....													
9. 2012.....													
10. 2013.....													
11. 2014.....													
12. Totals	4,695		10,796		7,971		16,624		5,507			45,593	7,848

	Total Losses and Loss Expenses Incurred			Loss and Loss Expense Percentage (Incurred /Premiums Earned)			Nontabular Discount		34 Inter-Company Pooling Participation Percentage	Net Balance Sheet Reserves After Discount	
	26 Direct and Assumed	27 Ceded	28 Net	29 Direct and Assumed	30 Ceded	31 Net	32 Loss	33 Loss Expense		35 Losses Unpaid	36 Loss Expenses Unpaid
1. Prior.....	XXX	XXX	XXX	XXX	XXX	XXX			XXX	15,491	30,102
2. 2005.....											
3. 2006.....											
4. 2007.....											
5. 2008.....											
6. 2009.....											
7. 2010.....											
8. 2011.....											
9. 2012.....											
10. 2013.....											
11. 2014.....											
12. Totals	XXX	XXX	XXX	XXX	XXX	XXX			XXX	15,491	30,102

ANNUAL STATEMENT FOR THE YEAR 2014 OF THE NATIONWIDE INDEMNITY COMPANY

SCHEDULE P - PART 1F - SECTION 1 - MEDICAL PROFESSIONAL LIABILITY - OCCURRENCE

(\$000 OMITTED)

Years in Which Premiums Were Earned and Losses Were Incurred	Premiums Earned			Loss and Loss Expense Payments								12
	1	2	3	Loss Payments		Defense and Cost Containment Payments		Adjusting and Other Payments		10	11	Number of Claims Reported Direct and Assumed
	Direct and Assumed	Ceded	Net (1 - 2)	4 Direct and Assumed	5 Ceded	6 Direct and Assumed	7 Ceded	8 Direct and Assumed	9 Ceded	Salvage and Subrogation Received	Total Net Paid Cols (4 - 5 + 6 - 7 + 8 - 9)	
1. Prior.....	XXX	XXX	XXX	16							17	XXX
2. 2005.....												
3. 2006.....												
4. 2007.....												
5. 2008.....												
6. 2009.....												
7. 2010.....												
8. 2011.....												
9. 2012.....												
10. 2013.....												
11. 2014.....												
12. Totals	XXX	XXX	XXX	16							17	XXX

	Losses Unpaid				Defense and Cost Containment Unpaid				Adjusting and Other Unpaid		23	24	25
	Case Basis		Bulk + IBNR		Case Basis		Bulk + IBNR						
	13	14	15	16	17	18	19	20	21	22			
	Direct and Assumed	Ceded	Direct and Assumed	Ceded	Direct and Assumed	Ceded	Direct and Assumed	Ceded	Direct and Assumed	Ceded			
1. Prior.....	399				6							405	65
2. 2005.....													
3. 2006.....													
4. 2007.....													
5. 2008.....													
6. 2009.....													
7. 2010.....													
8. 2011.....													
9. 2012.....													
10. 2013.....													
11. 2014.....													
12. Totals	399				6							405	65

	Total Losses and Loss Expenses Incurred			Loss and Loss Expense Percentage (Incurred /Premiums Earned)			Nontabular Discount		34 Inter-Company Pooling Participation Percentage	Net Balance Sheet Reserves After Discount	
	26 Direct and Assumed	27 Ceded	28 Net	29 Direct and Assumed	30 Ceded	31 Net	32 Loss	33 Loss Expense		35 Losses Unpaid	36 Loss Expenses Unpaid
1. Prior.....	XXX	XXX	XXX	XXX	XXX	XXX			XXX	399	6
2. 2005.....											
3. 2006.....											
4. 2007.....											
5. 2008.....											
6. 2009.....											
7. 2010.....											
8. 2011.....											
9. 2012.....											
10. 2013.....											
11. 2014.....											
12. Totals	XXX	XXX	XXX	XXX	XXX	XXX			XXX	399	6

ANNUAL STATEMENT FOR THE YEAR 2014 OF THE NATIONWIDE INDEMNITY COMPANY

SCHEDULE P - PART 1F - SECTION 2 - MEDICAL PROFESSIONAL LIABILITY - CLAIMS-MADE

(\$000 OMITTED)

Years in Which Premiums Were Earned and Losses Were Incurred	Premiums Earned			Loss and Loss Expense Payments								12
	1 Direct and Assumed	2 Ceded	3 Net (1 - 2)	Loss Payments		Defense and Cost Containment Payments		Adjusting and Other Payments		10 Salvage and Subrogation Received	11 Total Net Paid Cols (4 - 5 + 6 - 7 + 8 - 9)	Number of Claims Reported Direct and Assumed
				4	5	6	7	8	9			
				Direct and Assumed	Ceded	Direct and Assumed	Ceded	Direct and Assumed	Ceded			
1. Prior.....	XXX	XXX	XXX	56							56	XXX
2. 2005.....												
3. 2006.....												
4. 2007.....												
5. 2008.....												
6. 2009.....												
7. 2010.....												
8. 2011.....												
9. 2012.....												
10. 2013.....												
11. 2014.....												
12. Totals	XXX	XXX	XXX	56							56	XXX

	Losses Unpaid				Defense and Cost Containment Unpaid				Adjusting and Other Unpaid		23	24	25
	Case Basis		Bulk + IBNR		Case Basis		Bulk + IBNR						
	13	14	15	16	17	18	19	20	21	22			
	Direct and Assumed		Direct and Assumed		Direct and Assumed		Direct and Assumed		Direct and Assumed				
1. Prior.....													5
2. 2005.....													
3. 2006.....													
4. 2007.....													
5. 2008.....													
6. 2009.....													
7. 2010.....													
8. 2011.....													
9. 2012.....													
10. 2013.....													
11. 2014.....													
12. Totals													5

	Total Losses and Loss Expenses Incurred			Loss and Loss Expense Percentage (Incurred /Premiums Earned)			Nontabular Discount		34 Inter-Company Pooling Participation Percentage	Net Balance Sheet Reserves After Discount	
	26	27	28	29	30	31	32	33		35	36
	Direct and Assumed	Ceded	Net	Direct and Assumed	Ceded	Net	Loss	Loss Expense		Losses Unpaid	Loss Expenses Unpaid
1. Prior.....	XXX	XXX	XXX	XXX	XXX	XXX			XXX		
2. 2005.....											
3. 2006.....											
4. 2007.....											
5. 2008.....											
6. 2009.....											
7. 2010.....											
8. 2011.....											
9. 2012.....											
10. 2013.....											
11. 2014.....											
12. Totals	XXX	XXX	XXX	XXX	XXX	XXX			XXX		

ANNUAL STATEMENT FOR THE YEAR 2014 OF THE NATIONWIDE INDEMNITY COMPANY

SCHEDULE P - PART 1G - SPECIAL LIABILITY (OCEAN MARINE, AIRCRAFT (ALL PERILS),
BOILER AND MACHINERY)

(\$000 OMITTED)

Years in Which Premiums Were Earned and Losses Were Incurred	Premiums Earned			Loss and Loss Expense Payments								12
	1	2	3	Loss Payments		Defense and Cost Containment Payments		Adjusting and Other Payments		10	11	Number of Claims Reported Direct and Assumed
	Direct and Assumed	Ceded	Net (1 - 2)	4 Direct and Assumed	5 Ceded	6 Direct and Assumed	7 Ceded	8 Direct and Assumed	9 Ceded	Salvage and Subrogation Received	Total Net Paid Cols (4 - 5 + 6 - 7 + 8 - 9)	
1. Prior.....	XXX	XXX	XXX	(17)		(20)					(38)	XXX
2. 2005.....	144		144									XXX
3. 2006.....	31		31									XXX
4. 2007.....	1		1									XXX
5. 2008.....	20		20									XXX
6. 2009.....	(13)		(13)									XXX
7. 2010.....	3		3									XXX
8. 2011.....	3		3									XXX
9. 2012.....	(3)		(3)									XXX
10. 2013.....												XXX
11. 2014.....												XXX
12. Totals	XXX	XXX	XXX	(17)		(20)					(38)	XXX

	Losses Unpaid				Defense and Cost Containment Unpaid				Adjusting and Other Unpaid		23	24	25
	Case Basis		Bulk + IBNR		Case Basis		Bulk + IBNR		Adjusting and Other Unpaid		Salvage and Subrogation Anticipated	Total Net Losses and Expenses Unpaid	Number of Claims Outstanding Direct and Assumed
	13	14	15	16	17	18	19	20	21	22			
	Direct and Assumed	Ceded	Direct and Assumed	Ceded	Direct and Assumed	Ceded	Direct and Assumed	Ceded	Direct and Assumed	Ceded			
1. Prior	573		909		97							1,579	133
2. 2005													
3. 2006													
4. 2007													
5. 2008													
6. 2009													
7. 2010													
8. 2011													
9. 2012													
10. 2013													
11. 2014													
12. Totals	573		909		97							1,579	133

	Total Losses and Loss Expenses Incurred			Loss and Loss Expense Percentage (Incurred /Premiums Earned)			Nontabular Discount		34	Net Balance Sheet Reserves After Discount	
	26	27	28	29	30	31	32	33	Inter-Company Pooling Participation Percentage	35	36
	Direct and Assumed	Ceded	Net	Direct and Assumed	Ceded	Net	Loss	Loss Expense		Losses Unpaid	Loss Expenses Unpaid
1. Prior	XXX	XXX	XXX	XXX	XXX	XXX			XXX	1,482	97
2. 2005											
3. 2006											
4. 2007											
5. 2008											
6. 2009											
7. 2010											
8. 2011											
9. 2012											
10. 2013											
11. 2014											
12. Totals	XXX	XXX	XXX	XXX	XXX	XXX			XXX	1,482	97

ANNUAL STATEMENT FOR THE YEAR 2014 OF THE NATIONWIDE INDEMNITY COMPANY

SCHEDULE P - PART 1H - SECTION 1 - OTHER LIABILITY - OCCURRENCE

(\$000 OMITTED)

Years in Which Premiums Were Earned and Losses Were Incurred	Premiums Earned			Loss and Loss Expense Payments								12
	1 Direct and Assumed	2 Ceded	3 Net (1 - 2)	Loss Payments		Defense and Cost Containment Payments		Adjusting and Other Payments		10 Salvage and Subrogation Received	11 Total Net Paid Cols (4 - 5 + 6 - 7 + 8 - 9)	Number of Claims Reported Direct and Assumed
				4	5	6	7	8	9			
				Direct and Assumed	Ceded	Direct and Assumed	Ceded	Direct and Assumed	Ceded			
1. Prior.....	XXX	XXX	XXX	41,293		16,600		18,443			76,336	XXX
2. 2005.....	2,448		2,448					375			375	
3. 2006.....	(518)		(518)					128			128	
4. 2007.....	1,509		1,509					305			305	
5. 2008.....	1,114		1,114					6			6	
6. 2009.....	3,887		3,887									
7. 2010.....	908		908									
8. 2011.....	530		530									
9. 2012.....	1,570		1,570									
10. 2013.....	553		553									
11. 2014.....	(462)		(462)									
12. Totals	XXX	XXX	XXX	41,293		16,600		19,257			77,150	XXX

	Losses Unpaid				Defense and Cost Containment Unpaid				Adjusting and Other Unpaid		23	24	25
	Case Basis		Bulk + IBNR		Case Basis		Bulk + IBNR		Adjusting and Other Unpaid		Salvage and Subrogation Anticipated	Total Net Losses and Expenses Unpaid	Number of Claims Outstanding Direct and Assumed
	13	14	15	16	17	18	19	20	21	22			
	Direct and Assumed	Ceded	Direct and Assumed	Ceded	Direct and Assumed	Ceded	Direct and Assumed	Ceded	Direct and Assumed	Ceded			
1. Prior.....	70,512		190,858		10,461		178,165		70,251			520,247	30,336
2. 2005.....													
3. 2006.....													
4. 2007.....													
5. 2008.....													
6. 2009.....													
7. 2010.....													
8. 2011.....													
9. 2012.....													
10. 2013.....													
11. 2014.....													
12. Totals	70,512		190,858		10,461		178,165		70,251			520,247	30,336

	Total Losses and Loss Expenses Incurred			Loss and Loss Expense Percentage (Incurred /Premiums Earned)			Nontabular Discount		34 Inter-Company Pooling Participation Percentage	Net Balance Sheet Reserves After Discount	
	26	27	28	29	30	31	32	33		35	36
	Direct and Assumed	Ceded	Net	Direct and Assumed	Ceded	Net	Loss	Loss Expense		Losses Unpaid	Loss Expenses Unpaid
1. Prior.....	XXX	XXX	XXX	XXX	XXX	XXX			XXX	261,371	258,876
2. 2005.....	375		375	15.3		15.3					
3. 2006.....	128		128	(24.7)		(24.7)					
4. 2007.....	305		305	20.2		20.2					
5. 2008.....	6		6	0.5		0.5					
6. 2009.....											
7. 2010.....											
8. 2011.....											
9. 2012.....											
10. 2013.....											
11. 2014.....											
12. Totals	XXX	XXX	XXX	XXX	XXX	XXX			XXX	261,371	258,876

ANNUAL STATEMENT FOR THE YEAR 2014 OF THE NATIONWIDE INDEMNITY COMPANY

SCHEDULE P - PART 1H - SECTION 2 - OTHER LIABILITY - CLAIMS-MADE

(\$000 OMITTED)

Years in Which Premiums Were Earned and Losses Were Incurred	Premiums Earned			Loss and Loss Expense Payments								12
	1 Direct and Assumed	2 Ceded	3 Net (1 - 2)	Loss Payments		Defense and Cost Containment Payments		Adjusting and Other Payments		10 Salvage and Subrogation Received	11 Total Net Paid Cols (4 - 5 + 6 - 7 + 8 - 9)	Number of Claims Reported Direct and Assumed
				4	5	6	7	8	9			
				Direct and Assumed	Ceded	Direct and Assumed	Ceded	Direct and Assumed	Ceded			
1. Prior.....	XXX	XXX	XXX									XXX
2. 2005.....												
3. 2006.....												
4. 2007.....												
5. 2008.....												
6. 2009.....												
7. 2010.....												
8. 2011.....												
9. 2012.....												
10. 2013.....												
11. 2014.....												
12. Totals	XXX	XXX	XXX									XXX

	Losses Unpaid				Defense and Cost Containment Unpaid				Adjusting and Other Unpaid		23	24	25
	Case Basis		Bulk + IBNR		Case Basis		Bulk + IBNR						
	13	14	15	16	17	18	19	20	21	22			
	Direct and Assumed	Ceded	Direct and Assumed	Ceded	Direct and Assumed	Ceded	Direct and Assumed	Ceded	Direct and Assumed	Ceded			
1. Prior.....	42				8							51	50
2. 2005.....													
3. 2006.....													
4. 2007.....													
5. 2008.....													
6. 2009.....													
7. 2010.....													
8. 2011.....													
9. 2012.....													
10. 2013.....													
11. 2014.....													
12. Totals	42				8							51	50

	Total Losses and Loss Expenses Incurred			Loss and Loss Expense Percentage (Incurred /Premiums Earned)			Nontabular Discount		34 Inter-Company Pooling Participation Percentage	Net Balance Sheet Reserves After Discount	
	26	27	28	29	30	31	32	33		35	36
	Direct and Assumed	Ceded	Net	Direct and Assumed	Ceded	Net	Loss	Loss Expense		Losses Unpaid	Loss Expenses Unpaid
1. Prior.....	XXX	XXX	XXX	XXX	XXX	XXX			XXX	42	8
2. 2005.....											
3. 2006.....											
4. 2007.....											
5. 2008.....											
6. 2009.....											
7. 2010.....											
8. 2011.....											
9. 2012.....											
10. 2013.....											
11. 2014.....											
12. Totals	XXX	XXX	XXX	XXX	XXX	XXX			XXX	42	8

ANNUAL STATEMENT FOR THE YEAR 2014 OF THE NATIONWIDE INDEMNITY COMPANY

SCHEDULE P - PART 11 - SPECIAL PROPERTY (FIRE, ALLIED LINES, INLAND MARINE, EARTHQUAKE, BURGLARY AND THEFT)

(\$000 OMITTED)

Years in Which Premiums Were Earned and Losses Were Incurred	Premiums Earned			Loss and Loss Expense Payments								12
	1 Direct and Assumed	2 Ceded	3 Net (1 - 2)	Loss Payments		Defense and Cost Containment Payments		Adjusting and Other Payments		10 Salvage and Subrogation Received	11 Total Net Paid Cols (4 - 5 + 6 - 7 + 8 - 9)	Number of Claims Reported Direct and Assumed
				4	5	6	7	8	9			
				Direct and Assumed	Ceded	Direct and Assumed	Ceded	Direct and Assumed	Ceded			
1. Prior	XXX	XXX	XXX	495							495	XXX
2. 2013	(3)		(3)									XXX
3. 2014	12		12									XXX
4. Totals	XXX	XXX	XXX	495							495	XXX

	Losses Unpaid				Defense and Cost Containment Unpaid				Adjusting and Other Unpaid		23	24	25
	Case Basis		Bulk + IBNR		Case Basis		Bulk + IBNR		Adjusting and Other Unpaid		Salvage and Subrogation Anticipated	Total Net Losses and Expenses Unpaid	Number of Claims Outstanding Direct and Assumed
	13	14	15	16	17	18	19	20	21	22			
	Direct and Assumed	Ceded	Direct and Assumed	Ceded	Direct and Assumed	Ceded	Direct and Assumed	Ceded	Direct and Assumed	Ceded			
1. Prior	514		3,932		13							4,460	184
2. 2013													
3. 2014													
4. Totals	514		3,932		13							4,460	184

	Total Losses and Loss Expenses Incurred			Loss and Loss Expense Percentage (Incurred /Premiums Earned)			Nontabular Discount		34	Net Balance Sheet Reserves After Discount	
	26	27	28	29	30	31	32	33	Inter- Company Pooling Participation Percentage	35	36
	Direct and Assumed	Ceded	Net	Direct and Assumed	Ceded	Net	Loss	Loss Expense		Losses Unpaid	Loss Expenses Unpaid
1. Prior	XXX	XXX	XXX	XXX	XXX	XXX			XXX	4,446	13
2. 2013											
3. 2014											
4. Totals	XXX	XXX	XXX	XXX	XXX	XXX			XXX	4,446	13

ANNUAL STATEMENT FOR THE YEAR 2014 OF THE NATIONWIDE INDEMNITY COMPANY

SCHEDULE P - PART 1J - AUTO PHYSICAL DAMAGE

(\$000 OMITTED)

Years in Which Premiums Were Earned and Losses Were Incurred	Premiums Earned			Loss and Loss Expense Payments								12
	1 Direct and Assumed	2 Ceded	3 Net (1 - 2)	Loss Payments		Defense and Cost Containment Payments		Adjusting and Other Payments		10 Salvage and Subrogation Received	11 Total Net Paid Cols (4 - 5 + 6 - 7 + 8 - 9)	Number of Claims Reported Direct and Assumed
				4 Direct and Assumed	5 Ceded	6 Direct and Assumed	7 Ceded	8 Direct and Assumed	9 Ceded			
1. Prior.....	XXX	XXX	XXX	(1)						1	(1)	XXX
2. 2013.....												
3. 2014.....												
4. Totals	XXX	XXX	XXX	(1)						1	(1)	XXX

	Losses Unpaid				Defense and Cost Containment Unpaid				Adjusting and Other Unpaid		23	24	25
	Case Basis		Bulk + IBNR		Case Basis		Bulk + IBNR						
	13	14	15	16	17	18	19	20	21	22			
	Direct and Assumed	Ceded	Direct and Assumed	Ceded	Direct and Assumed	Ceded	Direct and Assumed	Ceded	Direct and Assumed	Ceded			
1. Prior	5				2							7	9
2. 2013													
3. 2014													
4. Totals	5				2							7	9

	Total Losses and Loss Expenses Incurred			Loss and Loss Expense Percentage (Incurred /Premiums Earned)			Nontabular Discount		34 Inter-Company Pooling Participation Percentage	Net Balance Sheet Reserves After Discount	
	26	27	28	29	30	31	32	33		35	36
	Direct and Assumed	Ceded	Net	Direct and Assumed	Ceded	Net	Loss	Loss Expense		Losses Unpaid	Loss Expenses Unpaid
1. Prior.....	XXX	XXX	XXX	XXX	XXX	XXX			XXX	5	2
2. 2013.....											
3. 2014.....											
4. Totals	XXX	XXX	XXX	XXX	XXX	XXX			XXX	5	2

ANNUAL STATEMENT FOR THE YEAR 2014 OF THE NATIONWIDE INDEMNITY COMPANY

SCHEDULE P - PART 1K - FIDELITY/SURETY

(\$000 OMITTED)

Years in Which Premiums Were Earned and Losses Were Incurred	Premiums Earned			Loss and Loss Expense Payments								12
	1 Direct and Assumed	2 Ceded	3 Net (1 - 2)	Loss Payments		Defense and Cost Containment Payments		Adjusting and Other Payments		10 Salvage and Subrogation Received	11 Total Net Paid Cols (4 - 5 + 6 - 7 + 8 - 9)	Number of Claims Reported Direct and Assumed
				4	5	6	7	8	9			
				Direct and Assumed	Ceded	Direct and Assumed	Ceded	Direct and Assumed	Ceded			
1. Prior.....	XXX	XXX	XXX	126							126	XXX
2. 2013.....	(14)		(14)									XXX
3. 2014.....	23		23									XXX
4. Totals	XXX	XXX	XXX	126							126	XXX

	Losses Unpaid				Defense and Cost Containment Unpaid				Adjusting and Other Unpaid		23	24	25
	Case Basis		Bulk + IBNR		Case Basis		Bulk + IBNR						
	13	14	15	16	17	18	19	20	21	22			
	Direct and Assumed	Ceded	Direct and Assumed	Ceded	Direct and Assumed	Ceded	Direct and Assumed	Ceded	Direct and Assumed	Ceded			
1. Prior	805		453									1,257	12
2. 2013													
3. 2014													
4. Totals	805		453									1,257	12

	Total Losses and Loss Expenses Incurred			Loss and Loss Expense Percentage (Incurred /Premiums Earned)			Nontabular Discount		34	Net Balance Sheet Reserves After Discount	
	26	27	28	29	30	31	32	33	Inter- Company Pooling Participation Percentage	35	36
	Direct and Assumed	Ceded	Net	Direct and Assumed	Ceded	Net	Loss	Loss Expense		Losses Unpaid	Loss Expenses Unpaid
1. Prior	XXX	XXX	XXX	XXX	XXX	XXX			XXX	1,257	
2. 2013											
3. 2014											
4. Totals	XXX	XXX	XXX	XXX	XXX	XXX			XXX	1,257	

ANNUAL STATEMENT FOR THE YEAR 2014 OF THE NATIONWIDE INDEMNITY COMPANY

SCHEDULE P - PART 1L - OTHER (INCLUDING CREDIT, ACCIDENT AND HEALTH)

(\$000 OMITTED)

Years in Which Premiums Were Earned and Losses Were Incurred	Premiums Earned			Loss and Loss Expense Payments								12 Number of Claims Reported Direct and Assumed
	1	2	3	Loss Payments		Defense and Cost Containment Payments		Adjusting and Other Payments		10	11	
	Direct and Assumed	Ceded	Net (1 - 2)	4 Direct and Assumed	5 Ceded	6 Direct and Assumed	7 Ceded	8 Direct and Assumed	9 Ceded	Salvage and Subrogation Received	Total Net Paid Cols (4 - 5 + 6 - 7 + 8 - 9)	
1. Prior.....	XXX	XXX	XXX	1							1	XXX
2. 2013.....												XXX
3. 2014.....												XXX
4. Totals	XXX	XXX	XXX	1							1	XXX

	Losses Unpaid				Defense and Cost Containment Unpaid				Adjusting and Other Unpaid		23	24	25
	Case Basis		Bulk + IBNR		Case Basis		Bulk + IBNR				Salvage and Subrogation Anticipated	Total Net Losses and Expenses Unpaid	Number of Claims Outstanding Direct and Assumed
	13 Direct and Assumed	14 Ceded	15 Direct and Assumed	16 Ceded	17 Direct and Assumed	18 Ceded	19 Direct and Assumed	20 Ceded	21 Direct and Assumed	22 Ceded			
1. Prior.....	231		8									239	
2. 2013.....													
3. 2014.....													
4. Totals	231		8									239	

	Total Losses and Loss Expenses Incurred			Loss and Loss Expense Percentage (Incurred /Premiums Earned)			Nontabular Discount		34	Net Balance Sheet Reserves After Discount	
	26	27	28	29	30	31	32	33	Inter-Company Pooling Participation Percentage	35	36
	Direct and Assumed	Ceded	Net	Direct and Assumed	Ceded	Net	Loss	Loss Expense		Losses Unpaid	Loss Expenses Unpaid
1. Prior.....	XXX	XXX	XXX	XXX	XXX	XXX			XXX	239	
2. 2013.....											
3. 2014.....											
4. Totals	XXX	XXX	XXX	XXX	XXX	XXX			XXX	239	

ANNUAL STATEMENT FOR THE YEAR 2014 OF THE NATIONWIDE INDEMNITY COMPANY

SCHEDULE P - PART 1M - INTERNATIONAL

(\$000 OMITTED)

Years in Which Premiums Were Earned and Losses Were Incurred	Premiums Earned			Loss and Loss Expense Payments								12
	1 Direct and Assumed	2 Ceded	3 Net (1 - 2)	Loss Payments		Defense and Cost Containment Payments		Adjusting and Other Payments		10 Salvage and Subrogation Received	11 Total Net Paid Cols (4 - 5 + 6 - 7 + 8 - 9)	Number of Claims Reported Direct and Assumed
				4 Direct and Assumed	5 Ceded	6 Direct and Assumed	7 Ceded	8 Direct and Assumed	9 Ceded			
1. Prior.....	XXX	XXX	XXX	(165)		19		36			(110)	XXX
2. 2005.....	738		738									XXX
3. 2006.....	128		128									XXX
4. 2007.....	215		215									XXX
5. 2008.....	109		109									XXX
6. 2009.....	20		20									XXX
7. 2010.....	49		49									XXX
8. 2011.....	89		89									XXX
9. 2012.....	5		5									XXX
10. 2013.....	34		34									XXX
11. 2014.....	79		79									XXX
12. Totals	XXX	XXX	XXX	(165)		19		36			(110)	XXX

	Losses Unpaid				Defense and Cost Containment Unpaid				Adjusting and Other Unpaid		23	24	25
	Case Basis		Bulk + IBNR		Case Basis		Bulk + IBNR		Adjusting and Other Unpaid		Salvage and Subrogation Anticipated	Total Net Losses and Expenses Unpaid	Number of Claims Outstanding Direct and Assumed
	13	14	15	16	17	18	19	20	21	22			
	Direct and Assumed	Ceded	Direct and Assumed	Ceded	Direct and Assumed	Ceded	Direct and Assumed	Ceded	Direct and Assumed	Ceded			
1. Prior.....	2,863		9,207						1,740			13,810	10,348
2. 2005.....													
3. 2006.....													
4. 2007.....													
5. 2008.....													
6. 2009.....													
7. 2010.....													
8. 2011.....													
9. 2012.....													
10. 2013.....													
11. 2014.....													
12. Totals	2,863		9,207						1,740			13,810	10,348

	Total Losses and Loss Expenses Incurred			Loss and Loss Expense Percentage (Incurred /Premiums Earned)			Nontabular Discount		34 Inter-Company Pooling Participation Percentage	Net Balance Sheet Reserves After Discount	
	26	27	28	29	30	31	32	33		35	36
	Direct and Assumed	Ceded	Net	Direct and Assumed	Ceded	Net	Loss	Loss Expense		Losses Unpaid	Loss Expenses Unpaid
1. Prior.....	XXX	XXX	XXX	XXX	XXX	XXX			XXX	12,070	1,740
2. 2005.....											
3. 2006.....											
4. 2007.....											
5. 2008.....											
6. 2009.....											
7. 2010.....											
8. 2011.....											
9. 2012.....											
10. 2013.....											
11. 2014.....											
12. Totals	XXX	XXX	XXX	XXX	XXX	XXX			XXX	12,070	1,740

ANNUAL STATEMENT FOR THE YEAR 2014 OF THE NATIONWIDE INDEMNITY COMPANY

SCHEDULE P - PART 1N - REINSURANCE - NONPROPORTIONAL ASSUMED PROPERTY

(\$000 OMITTED)

Years in Which Premiums Were Earned and Losses Were Incurred	Premiums Earned			Loss and Loss Expense Payments								12
	1 Direct and Assumed	2 Ceded	3 Net (1 - 2)	Loss Payments		Defense and Cost Containment Payments		Adjusting and Other Payments		10 Salvage and Subrogation Received	11 Total Net Paid Cols (4 - 5 + 6 - 7 + 8 - 9)	Number of Claims Reported Direct and Assumed
				4 Direct and Assumed	5 Ceded	6 Direct and Assumed	7 Ceded	8 Direct and Assumed	9 Ceded			
1. Prior.....	XXX	XXX	XXX	22							22	XXX
2. 2005.....	433		433									XXX
3. 2006.....	18		18									XXX
4. 2007.....	8		8									XXX
5. 2008.....	42		42									XXX
6. 2009.....	47		47									XXX
7. 2010.....	(2)		(2)									XXX
8. 2011.....	(4)		(4)									XXX
9. 2012.....												XXX
10. 2013.....												XXX
11. 2014.....												XXX
12. Totals	XXX	XXX	XXX	22							22	XXX

	Losses Unpaid				Defense and Cost Containment Unpaid				Adjusting and Other Unpaid		23	24	25
	Case Basis		Bulk + IBNR		Case Basis		Bulk + IBNR		Adjusting and Other Unpaid		Salvage and Subrogation Anticipated	Total Net Losses and Expenses Unpaid	Number of Claims Outstanding Direct and Assumed
	13	14	15	16	17	18	19	20	21	22			
	Direct and Assumed	Ceded	Direct and Assumed	Ceded	Direct and Assumed	Ceded	Direct and Assumed	Ceded	Direct and Assumed	Ceded			
1. Prior.....	1											1	XXX
2. 2005.....													XXX
3. 2006.....													XXX
4. 2007.....													XXX
5. 2008.....													XXX
6. 2009.....													XXX
7. 2010.....													XXX
8. 2011.....													XXX
9. 2012.....													XXX
10. 2013.....													XXX
11. 2014.....													XXX
12. Totals	1											1	XXX

	Total Losses and Loss Expenses Incurred			Loss and Loss Expense Percentage (Incurred /Premiums Earned)			Nontabular Discount		34 Inter-Company Pooling Participation Percentage	Net Balance Sheet Reserves After Discount	
	26	27	28	29	30	31	32	33		35	36
	Direct and Assumed	Ceded	Net	Direct and Assumed	Ceded	Net	Loss	Loss Expense		Losses Unpaid	Loss Expenses Unpaid
1. Prior.....	XXX	XXX	XXX	XXX	XXX	XXX			XXX	1	
2. 2005.....											
3. 2006.....											
4. 2007.....											
5. 2008.....											
6. 2009.....											
7. 2010.....											
8. 2011.....											
9. 2012.....											
10. 2013.....											
11. 2014.....											
12. Totals	XXX	XXX	XXX	XXX	XXX	XXX			XXX	1	

ANNUAL STATEMENT FOR THE YEAR 2014 OF THE NATIONWIDE INDEMNITY COMPANY

SCHEDULE P - PART 10 - REINSURANCE - NONPROPORTIONAL ASSUMED LIABILITY

(\$000 OMITTED)

Years in Which Premiums Were Earned and Losses Were Incurred	Premiums Earned			Loss and Loss Expense Payments								12
	1 Direct and Assumed	2 Ceded	3 Net (1 - 2)	Loss Payments		Defense and Cost Containment Payments		Adjusting and Other Payments		10 Salvage and Subrogation Received	11 Total Net Paid Cols (4 - 5 + 6 - 7 + 8 - 9)	Number of Claims Reported Direct and Assumed
				4 Direct and Assumed	5 Ceded	6 Direct and Assumed	7 Ceded	8 Direct and Assumed	9 Ceded			
1. Prior.....	XXX	XXX	XXX	19,888		1,817		1			21,706	XXX
2. 2005.....	41		41									XXX
3. 2006.....								(85)			(85)	XXX
4. 2007.....	104		104									XXX
5. 2008.....	7		7					(69)			(69)	XXX
6. 2009.....	219		219									XXX
7. 2010.....	226		226									XXX
8. 2011.....	9		9									XXX
9. 2012.....	(34)		(34)									XXX
10. 2013.....	(43)		(43)									XXX
11. 2014.....	8		8									XXX
12. Totals	XXX	XXX	XXX	19,888		1,817		(153)			21,552	XXX

	Losses Unpaid				Defense and Cost Containment Unpaid				Adjusting and Other Unpaid		23	24	25
	Case Basis		Bulk + IBNR		Case Basis		Bulk + IBNR						
	13	14	15	16	17	18	19	20	21	22			
	Direct and Assumed	Ceded	Direct and Assumed	Ceded	Direct and Assumed	Ceded	Direct and Assumed	Ceded	Direct and Assumed	Ceded			
1. Prior.....	861		6,800									7,662	XXX
2. 2005.....													XXX
3. 2006.....													XXX
4. 2007.....													XXX
5. 2008.....													XXX
6. 2009.....													XXX
7. 2010.....													XXX
8. 2011.....													XXX
9. 2012.....													XXX
10. 2013.....													XXX
11. 2014.....													XXX
12. Totals	861		6,800									7,662	XXX

	Total Losses and Loss Expenses Incurred			Loss and Loss Expense Percentage (Incurred /Premiums Earned)			Nontabular Discount		34 Inter-Company Pooling Participation Percentage	Net Balance Sheet Reserves After Discount	
	26 Direct and Assumed	27 Ceded	28 Net	29 Direct and Assumed	30 Ceded	31 Net	32 Loss	33 Loss Expense		35 Losses Unpaid	36 Loss Expenses Unpaid
1. Prior.....	XXX	XXX	XXX	XXX	XXX	XXX			XXX	7,662	
2. 2005.....											
3. 2006.....	(85)		(85)								
4. 2007.....											
5. 2008.....	(69)		(69)	(931.9)		(931.9)					
6. 2009.....											
7. 2010.....											
8. 2011.....											
9. 2012.....											
10. 2013.....											
11. 2014.....											
12. Totals	XXX	XXX	XXX	XXX	XXX	XXX			XXX	7,662	

ANNUAL STATEMENT FOR THE YEAR 2014 OF THE NATIONWIDE INDEMNITY COMPANY

SCHEDULE P - PART 1P - REINSURANCE - NONPROPORTIONAL ASSUMED FINANCIAL LINES

(\$000 OMITTED)

Years in Which Premiums Were Earned and Losses Were Incurred	Premiums Earned			Loss and Loss Expense Payments								12
	1	2	3	Loss Payments		Defense and Cost Containment Payments		Adjusting and Other Payments		10	11	Number of Claims Reported Direct and Assumed
	Direct and Assumed	Ceded	Net (1 - 2)	4	5	6	7	8	9	Salvage and Subrogation Received	Total Net Paid Cols (4 - 5 + 6 - 7 + 8 - 9)	
1. Prior.....	XXX	XXX	XXX									XXX
2. 2005.....												XXX
3. 2006.....												XXX
4. 2007.....												XXX
5. 2008.....												XXX
6. 2009.....												XXX
7. 2010.....												XXX
8. 2011.....												XXX
9. 2012.....												XXX
10. 2013.....												XXX
11. 2014.....												XXX
12. Totals	XXX	XXX	XXX									XXX

	Losses Unpaid				Defense and Cost Containment Unpaid				Adjusting and Other Unpaid		23 Salvage and Subrogation Anticipated	24 Total Net Losses and Expenses Unpaid	25 Number of Claims Outstanding Direct and Assumed
	Case Basis		Bulk + IBNR		Case Basis		Bulk + IBNR		Adjusting and Other Unpaid				
	13 Direct and Assumed	14 Ceded	15 Direct and Assumed	16 Ceded	17 Direct and Assumed	18 Ceded	19 Direct and Assumed	20 Ceded	21 Direct and Assumed	22 Ceded			
1. Prior.....													XXX
2. 2005.....													XXX
3. 2006.....													XXX
4. 2007.....													XXX
5. 2008.....													XXX
6. 2009.....													XXX
7. 2010.....													XXX
8. 2011.....													XXX
9. 2012.....													XXX
10. 2013.....													XXX
11. 2014.....													XXX
12. Totals													XXX

	Total Losses and Loss Expenses Incurred			Loss and Loss Expense Percentage (Incurred /Premiums Earned)			Nontabular Discount		34 Inter-Company Pooling Participation Percentage	Net Balance Sheet Reserves After Discount	
	26 Direct and Assumed	27 Ceded	28 Net	29 Direct and Assumed	30 Ceded	31 Net	32 Loss	33 Loss Expense		35 Losses Unpaid	36 Loss Expenses Unpaid
1. Prior.....	XXX	XXX	XXX	XXX	XXX	XXX			XXX		
2. 2005.....											
3. 2006.....											
4. 2007.....											
5. 2008.....											
6. 2009.....											
7. 2010.....											
8. 2011.....											
9. 2012.....											
10. 2013.....											
11. 2014.....											
12. Totals	XXX	XXX	XXX	XXX	XXX	XXX			XXX		

ANNUAL STATEMENT FOR THE YEAR 2014 OF THE NATIONWIDE INDEMNITY COMPANY

SCHEDULE P - PART 1R - SECTION 1 - PRODUCTS LIABILITY - OCCURRENCE

(\$000 OMITTED)

Years in Which Premiums Were Earned and Losses Were Incurred	Premiums Earned			Loss and Loss Expense Payments							12	
	1 Direct and Assumed	2 Ceded	3 Net (1 - 2)	Loss Payments		Defense and Cost Containment Payments		Adjusting and Other Payments		10 Salvage and Subrogation Received	11 Total Net Paid Cols (4 - 5 + 6 - 7 + 8 - 9)	Number of Claims Reported Direct and Assumed
				4 Direct and Assumed	5 Ceded	6 Direct and Assumed	7 Ceded	8 Direct and Assumed	9 Ceded			
1. Prior.....	XXX	XXX	XXX	30,558		59,442		733			90,733	XXX
2. 2005.....	23		23					6			6	
3. 2006.....	(5)		(5)					(2)			(2)	
4. 2007.....	3		3									
5. 2008.....	1		1					251			251	
6. 2009.....	272		272									
7. 2010.....	49		49									
8. 2011.....	1		1									
9. 2012.....	(120)		(120)									
10. 2013.....	(282)		(282)									
11. 2014.....	(3)		(3)									
12. Totals	XXX	XXX	XXX	30,558		59,442		988			90,988	XXX

	Losses Unpaid				Defense and Cost Containment Unpaid				Adjusting and Other Unpaid		23	24	25
	Case Basis		Bulk + IBNR		Case Basis		Bulk + IBNR						
	13	14	15	16	17	18	19	20	21	22			
	Direct and Assumed	Ceded	Direct and Assumed	Ceded	Direct and Assumed	Ceded	Direct and Assumed	Ceded	Direct and Assumed	Ceded			
1. Prior.....	182,077		625,687		164,488		270,369		161,469			1,404,089	106,796
2. 2005.....													
3. 2006.....													
4. 2007.....													
5. 2008.....													
6. 2009.....													
7. 2010.....													
8. 2011.....													
9. 2012.....													
10. 2013.....													
11. 2014.....													
12. Totals	182,077		625,687		164,488		270,369		161,469			1,404,089	106,796

	Total Losses and Loss Expenses Incurred			Loss and Loss Expense Percentage (Incurred /Premiums Earned)			Nontabular Discount		34 Inter-Company Pooling Participation Percentage	Net Balance Sheet Reserves After Discount	
	26 Direct and Assumed	27 Ceded	28 Net	29 Direct and Assumed	30 Ceded	31 Net	32 Loss	33 Loss Expense		35 Losses Unpaid	36 Loss Expenses Unpaid
1. Prior.....	XXX	XXX	XXX	XXX	XXX	XXX			XXX	807,764	596,325
2. 2005.....	6		6	26.1		26.1					
3. 2006.....	(2)		(2)	40.0		40.0					
4. 2007.....											
5. 2008.....	251		251	17,657.3		17,657.3					
6. 2009.....											
7. 2010.....											
8. 2011.....				22.6		22.6					
9. 2012.....											
10. 2013.....											
11. 2014.....											
12. Totals	XXX	XXX	XXX	XXX	XXX	XXX			XXX	807,764	596,325

ANNUAL STATEMENT FOR THE YEAR 2014 OF THE NATIONWIDE INDEMNITY COMPANY

SCHEDULE P - PART 1R - SECTION 2 - PRODUCTS LIABILITY - CLAIMS-MADE

(\$000 OMITTED)

Years in Which Premiums Were Earned and Losses Were Incurred	Premiums Earned			Loss and Loss Expense Payments								12
	1 Direct and Assumed	2 Ceded	3 Net (1 - 2)	Loss Payments		Defense and Cost Containment Payments		Adjusting and Other Payments		10 Salvage and Subrogation Received	11 Total Net Paid Cols (4 - 5 + 6 - 7 + 8 - 9)	Number of Claims Reported Direct and Assumed
				4	5	6	7	8	9			
				Direct and Assumed	Ceded	Direct and Assumed	Ceded	Direct and Assumed	Ceded			
1. Prior.....	XXX	XXX	XXX	3		2					4	XXX
2. 2005.....												
3. 2006.....												
4. 2007.....												
5. 2008.....												
6. 2009.....												
7. 2010.....												
8. 2011.....												
9. 2012.....												
10. 2013.....												
11. 2014.....												
12. Totals	XXX	XXX	XXX	3		2					4	XXX

	Losses Unpaid				Defense and Cost Containment Unpaid				Adjusting and Other Unpaid		23	24	25
	Case Basis		Bulk + IBNR		Case Basis		Bulk + IBNR						
	13	14	15	16	17	18	19	20	21	22			
	Direct and Assumed	Ceded	Direct and Assumed	Ceded	Direct and Assumed	Ceded	Direct and Assumed	Ceded	Direct and Assumed	Ceded			
1. Prior.....	124				1							126	54
2. 2005.....													
3. 2006.....													
4. 2007.....													
5. 2008.....													
6. 2009.....													
7. 2010.....													
8. 2011.....													
9. 2012.....													
10. 2013.....													
11. 2014.....													
12. Totals	124				1							126	54

	Total Losses and Loss Expenses Incurred			Loss and Loss Expense Percentage (Incurred /Premiums Earned)			Nontabular Discount		34 Inter-Company Pooling Participation Percentage	Net Balance Sheet Reserves After Discount	
	26	27	28	29	30	31	32	33		35	36
	Direct and Assumed	Ceded	Net	Direct and Assumed	Ceded	Net	Loss	Loss Expense		Losses Unpaid	Loss Expenses Unpaid
1. Prior.....	XXX	XXX	XXX	XXX	XXX	XXX			XXX	124	1
2. 2005.....											
3. 2006.....											
4. 2007.....											
5. 2008.....											
6. 2009.....											
7. 2010.....											
8. 2011.....											
9. 2012.....											
10. 2013.....											
11. 2014.....											
12. Totals	XXX	XXX	XXX	XXX	XXX	XXX			XXX	124	1

Schedule P - Part 1S - Financial Guaranty/Mortgage Guaranty

N O N E

Schedule P - Part 1T - Warranty

N O N E

ANNUAL STATEMENT FOR THE YEAR 2014 OF THE NATIONWIDE INDEMNITY COMPANY

SCHEDULE P - PART 2A - HOMEOWNERS/FAROWNERS

Years in Which Losses Were Incurred	INCURRED NET LOSSES AND DEFENSE AND COST CONTAINMENT EXPENSES REPORTED AT YEAR END (\$000 OMITTED)										DEVELOPMENT	
	1 2005	2 2006	3 2007	4 2008	5 2009	6 2010	7 2011	8 2012	9 2013	10 2014	11 One Year	12 Two Year
1. Prior.....	298	466	337	344	280	278	431	617	752	729	(23)	112
2. 2005.....												
3. 2006.....	XXX											
4. 2007.....	XXX	XXX										
5. 2008.....	XXX	XXX	XXX									
6. 2009.....	XXX	XXX	XXX	XXX								
7. 2010.....	XXX	XXX	XXX	XXX	XXX							
8. 2011.....	XXX	XXX	XXX	XXX	XXX	XXX						
9. 2012.....	XXX	XXX	XXX	XXX	XXX	XXX	XXX					
10. 2013.....	XXX	XXX	XXX	XXX	XXX	XXX	XXX	XXX				XXX
11. 2014.....	XXX	XXX	XXX	XXX	XXX	XXX	XXX	XXX	XXX		XXX	XXX
12. Totals											(23)	112

SCHEDULE P - PART 2B - PRIVATE PASSENGER AUTO LIABILITY/MEDICAL

1. Prior.....	63, 126	60, 202	57, 787	46, 462	45, 455	44, 125	12, 156	9, 495	9, 135	13, 879	4, 744	4, 384
2. 2005.....												
3. 2006.....	XXX											
4. 2007.....	XXX	XXX										
5. 2008.....	XXX	XXX	XXX									
6. 2009.....	XXX	XXX	XXX	XXX								
7. 2010.....	XXX	XXX	XXX	XXX	XXX							
8. 2011.....	XXX	XXX	XXX	XXX	XXX	XXX						
9. 2012.....	XXX	XXX	XXX	XXX	XXX	XXX	XXX					
10. 2013.....	XXX	XXX	XXX	XXX	XXX	XXX	XXX	XXX				XXX
11. 2014.....	XXX	XXX	XXX	XXX	XXX	XXX	XXX	XXX	XXX		XXX	XXX
12. Totals											4,744	4,384

SCHEDULE P - PART 2C - COMMERCIAL AUTO/TRUCK LIABILITY/MEDICAL

1. Prior.....	4, 632	4, 413	4, 647	6, 610	7, 413	6, 722	2, 851	10, 208	4, 011	4, 554	543	(5, 654)
2. 2005.....												
3. 2006.....	XXX											
4. 2007.....	XXX	XXX										
5. 2008.....	XXX	XXX	XXX									
6. 2009.....	XXX	XXX	XXX	XXX								
7. 2010.....	XXX	XXX	XXX	XXX	XXX							
8. 2011.....	XXX	XXX	XXX	XXX	XXX	XXX						
9. 2012.....	XXX	XXX	XXX	XXX	XXX	XXX	XXX					
10. 2013.....	XXX	XXX	XXX	XXX	XXX	XXX	XXX	XXX				XXX
11. 2014.....	XXX	XXX	XXX	XXX	XXX	XXX	XXX	XXX	XXX		XXX	XXX
12. Totals											543	(5, 654)

SCHEDULE P - PART 2D - WORKERS' COMPENSATION
(EXCLUDING EXCESS WORKERS' COMPENSATION)

1. Prior.....	52, 950	64, 546	61, 220	64, 959	62, 304	74, 018	73, 547	69, 816	62, 072	71, 405	9, 333	1, 589
2. 2005.....												
3. 2006.....	XXX											
4. 2007.....	XXX	XXX										
5. 2008.....	XXX	XXX	XXX									
6. 2009.....	XXX	XXX	XXX	XXX								
7. 2010.....	XXX	XXX	XXX	XXX	XXX							
8. 2011.....	XXX	XXX	XXX	XXX	XXX	XXX						
9. 2012.....	XXX	XXX	XXX	XXX	XXX	XXX	XXX					
10. 2013.....	XXX	XXX	XXX	XXX	XXX	XXX	XXX	XXX				XXX
11. 2014.....	XXX	XXX	XXX	XXX	XXX	XXX	XXX	XXX	XXX		XXX	XXX
12. Totals											9,333	1,589

SCHEDULE P - PART 2E - COMMERCIAL MULTIPLE PERIL

1. Prior.....	131, 747	122, 698	113, 753	122, 163	129, 069	138, 808	111, 347	111, 551	99, 104	105, 749	6, 645	(5, 802)
2. 2005.....												
3. 2006.....	XXX											
4. 2007.....	XXX	XXX										
5. 2008.....	XXX	XXX	XXX									
6. 2009.....	XXX	XXX	XXX	XXX								
7. 2010.....	XXX	XXX	XXX	XXX	XXX							
8. 2011.....	XXX	XXX	XXX	XXX	XXX	XXX						
9. 2012.....	XXX	XXX	XXX	XXX	XXX	XXX	XXX					
10. 2013.....	XXX	XXX	XXX	XXX	XXX	XXX	XXX	XXX				XXX
11. 2014.....	XXX	XXX	XXX	XXX	XXX	XXX	XXX	XXX	XXX		XXX	XXX
12. Totals											6,645	(5, 802)

ANNUAL STATEMENT FOR THE YEAR 2014 OF THE NATIONWIDE INDEMNITY COMPANY

SCHEDULE P - PART 2F - SECTION 1 - MEDICAL PROFESSIONAL LIABILITY - OCCURRENCE

Years in Which Losses Were Incurred	INCURRED NET LOSSES AND DEFENSE AND COST CONTAINMENT EXPENSES REPORTED AT YEAR END (\$000 OMITTED)										DEVELOPMENT	
	1 2005	2 2006	3 2007	4 2008	5 2009	6 2010	7 2011	8 2012	9 2013	10 2014	11 One Year	12 Two Year
1. Prior.....	830	896	1,044	576	541	345	201	216	261	1,079	818	863
2. 2005.....												
3. 2006.....	XXX											
4. 2007.....	XXX	XXX										
5. 2008.....	XXX	XXX	XXX									
6. 2009.....	XXX	XXX	XXX	XXX								
7. 2010.....	XXX	XXX	XXX	XXX	XXX							
8. 2011.....	XXX	XXX	XXX	XXX	XXX	XXX						
9. 2012.....	XXX	XXX	XXX	XXX	XXX	XXX	XXX					
10. 2013.....	XXX	XXX	XXX	XXX	XXX	XXX	XXX	XXX				XXX
11. 2014.....	XXX	XXX	XXX	XXX	XXX	XXX	XXX	XXX	XXX		XXX	XXX
12. Totals											818	863

SCHEDULE P - PART 2F - SECTION 2 - MEDICAL PROFESSIONAL LIABILITY - CLAIMS-MADE

1. Prior.....		23	23	23	23	23	23	23	23	79	56	56
2. 2005.....												
3. 2006.....	XXX											
4. 2007.....	XXX	XXX										
5. 2008.....	XXX	XXX	XXX									
6. 2009.....	XXX	XXX	XXX	XXX								
7. 2010.....	XXX	XXX	XXX	XXX	XXX							
8. 2011.....	XXX	XXX	XXX	XXX	XXX	XXX						
9. 2012.....	XXX	XXX	XXX	XXX	XXX	XXX	XXX					
10. 2013.....	XXX	XXX	XXX	XXX	XXX	XXX	XXX	XXX				XXX
11. 2014.....	XXX	XXX	XXX	XXX	XXX	XXX	XXX	XXX	XXX		XXX	XXX
12. Totals											56	56

SCHEDULE P - PART 2G - SPECIAL LIABILITY (OCEAN MARINE, AIRCRAFT (ALL PERILS),
BOILER AND MACHINERY)

1. Prior.....	3,958	4,540	4,052	3,397	3,350	3,105	2,788	2,005	2,107	2,372	265	367
2. 2005.....												
3. 2006.....	XXX											
4. 2007.....	XXX	XXX										
5. 2008.....	XXX	XXX	XXX									
6. 2009.....	XXX	XXX	XXX	XXX								
7. 2010.....	XXX	XXX	XXX	XXX	XXX							
8. 2011.....	XXX	XXX	XXX	XXX	XXX	XXX						
9. 2012.....	XXX	XXX	XXX	XXX	XXX	XXX	XXX					
10. 2013.....	XXX	XXX	XXX	XXX	XXX	XXX	XXX	XXX				XXX
11. 2014.....	XXX	XXX	XXX	XXX	XXX	XXX	XXX	XXX	XXX		XXX	XXX
12. Totals											265	367

SCHEDULE P - PART 2H - SECTION 1 - OTHER LIABILITY - OCCURRENCE

1. Prior.....	1,601,333	1,617,144	1,671,445	1,596,727	1,555,728	1,484,913	754,727	891,387	929,194	980,032	50,838	88,645
2. 2005.....												
3. 2006.....	XXX											
4. 2007.....	XXX	XXX										
5. 2008.....	XXX	XXX	XXX									
6. 2009.....	XXX	XXX	XXX	XXX								
7. 2010.....	XXX	XXX	XXX	XXX	XXX							
8. 2011.....	XXX	XXX	XXX	XXX	XXX	XXX						
9. 2012.....	XXX	XXX	XXX	XXX	XXX	XXX	XXX					
10. 2013.....	XXX	XXX	XXX	XXX	XXX	XXX	XXX	XXX				XXX
11. 2014.....	XXX	XXX	XXX	XXX	XXX	XXX	XXX	XXX	XXX		XXX	XXX
12. Totals											50,838	88,645

SCHEDULE P - PART 2H - SECTION 2 - OTHER LIABILITY - CLAIMS-MADE

1. Prior.....	800	934	933	754	427	1,031	299	354	626	2,061	1,435	1,707
2. 2005.....												
3. 2006.....	XXX											
4. 2007.....	XXX	XXX										
5. 2008.....	XXX	XXX	XXX									
6. 2009.....	XXX	XXX	XXX	XXX								
7. 2010.....	XXX	XXX	XXX	XXX	XXX							
8. 2011.....	XXX	XXX	XXX	XXX	XXX	XXX						
9. 2012.....	XXX	XXX	XXX	XXX	XXX	XXX	XXX					
10. 2013.....	XXX	XXX	XXX	XXX	XXX	XXX	XXX	XXX				XXX
11. 2014.....	XXX	XXX	XXX	XXX	XXX	XXX	XXX	XXX	XXX		XXX	XXX
12. Totals											1,435	1,707

ANNUAL STATEMENT FOR THE YEAR 2014 OF THE NATIONWIDE INDEMNITY COMPANY

SCHEDULE P - PART 2I - SPECIAL PROPERTY (FIRE, ALLIED LINES, INLAND MARINE, EARTHQUAKE, BURGLARY, AND THEFT)

Years in Which Losses Were Incurred	INCURRED NET LOSSES AND DEFENSE AND COST CONTAINMENT EXPENSES REPORTED AT YEAR END (\$000 OMITTED)										DEVELOPMENT	
	1 2005	2 2006	3 2007	4 2008	5 2009	6 2010	7 2011	8 2012	9 2013	10 2014	11 One Year	12 Two Year
1. Prior.....	XXX	XXX	XXX	XXX	XXX	XXX	XXX	4,069	2,421	5,514	3,093	1,445
2. 2013.....	XXX	XXX	XXX	XXX	XXX	XXX	XXX	XXX				XXX
3. 2014.....	XXX	XXX	XXX	XXX	XXX	XXX	XXX	XXX	XXX		XXX	XXX
4. Totals											3,093	1,445

SCHEDULE P - PART 2J - AUTO PHYSICAL DAMAGE

1. Prior.....	XXX	XXX	XXX	XXX	XXX	XXX	XXX	7	7	7	(1)	(1)
2. 2013.....	XXX	XXX	XXX	XXX	XXX	XXX	XXX	XXX				XXX
3. 2014.....	XXX	XXX	XXX	XXX	XXX	XXX	XXX	XXX	XXX		XXX	XXX
4. Totals											(1)	(1)

SCHEDULE P - PART 2K - FIDELITY/SURETY

1. Prior.....	XXX	XXX	XXX	XXX	XXX	XXX	XXX	1,542	1,554	1,582	28	40
2. 2013.....	XXX	XXX	XXX	XXX	XXX	XXX	XXX	XXX				XXX
3. 2014.....	XXX	XXX	XXX	XXX	XXX	XXX	XXX	XXX	XXX		XXX	XXX
4. Totals											28	40

SCHEDULE P - PART 2L - OTHER (INCLUDING CREDIT, ACCIDENT AND HEALTH)

1. Prior.....	XXX	XXX	XXX	XXX	XXX	XXX	XXX	237	243	241	(2)	4
2. 2013.....	XXX	XXX	XXX	XXX	XXX	XXX	XXX	XXX				XXX
3. 2014.....	XXX	XXX	XXX	XXX	XXX	XXX	XXX	XXX	XXX		XXX	XXX
4. Totals											(2)	4

SCHEDULE P - PART 2M - INTERNATIONAL

1. Prior.....	20,515	30,891	27,711	48,504	40,504	29,247	17,598	10,947	10,004	9,076	(928)	(1,872)
2. 2005.....												
3. 2006.....	XXX											
4. 2007.....	XXX	XXX										
5. 2008.....	XXX	XXX	XXX									
6. 2009.....	XXX	XXX	XXX	XXX								
7. 2010.....	XXX	XXX	XXX	XXX	XXX							
8. 2011.....	XXX	XXX	XXX	XXX	XXX	XXX						
9. 2012.....	XXX	XXX	XXX	XXX	XXX	XXX	XXX					
10. 2013.....	XXX	XXX	XXX	XXX	XXX	XXX	XXX	XXX				XXX
11. 2014.....	XXX	XXX	XXX	XXX	XXX	XXX	XXX	XXX	XXX		XXX	XXX
12. Totals											(928)	(1,872)

ANNUAL STATEMENT FOR THE YEAR 2014 OF THE NATIONWIDE INDEMNITY COMPANY

SCHEDULE P - PART 2N - REINSURANCE
NONPROPORTIONAL ASSUMED PROPERTY

Years in Which Losses Were Incurred	INCURRED NET LOSSES AND DEFENSE AND COST CONTAINMENT EXPENSES REPORTED AT YEAR END (\$000 OMITTED)										DEVELOPMENT	
	1 2005	2 2006	3 2007	4 2008	5 2009	6 2010	7 2011	8 2012	9 2013	10 2014	11 One Year	12 Two Year
1. Prior.....	10,358	6,238	5,492	2,806	8,795	4,583	8,499	8,475	8,429	6,088	(2,340)	(2,387)
2. 2005.....												
3. 2006.....	XXX											
4. 2007.....	XXX	XXX										
5. 2008.....	XXX	XXX	XXX									
6. 2009.....	XXX	XXX	XXX	XXX								
7. 2010.....	XXX	XXX	XXX	XXX	XXX							
8. 2011.....	XXX	XXX	XXX	XXX	XXX	XXX						
9. 2012.....	XXX	XXX	XXX	XXX	XXX	XXX	XXX					
10. 2013.....	XXX	XXX	XXX	XXX	XXX	XXX	XXX	XXX				XXX
11. 2014.....	XXX	XXX	XXX	XXX	XXX	XXX	XXX	XXX	XXX		XXX	XXX
12. Totals											(2,340)	(2,387)

SCHEDULE P - PART 2O - REINSURANCE
NONPROPORTIONAL ASSUMED LIABILITY

1. Prior.....	19,117	25,495	37,344	73,842	103,580	165,390	347,324	374,630	398,583	80,585	(317,998)	(294,045)
2. 2005.....												
3. 2006.....	XXX											
4. 2007.....	XXX	XXX										
5. 2008.....	XXX	XXX	XXX									
6. 2009.....	XXX	XXX	XXX	XXX								
7. 2010.....	XXX	XXX	XXX	XXX	XXX							
8. 2011.....	XXX	XXX	XXX	XXX	XXX	XXX						
9. 2012.....	XXX	XXX	XXX	XXX	XXX	XXX	XXX					
10. 2013.....	XXX	XXX	XXX	XXX	XXX	XXX	XXX	XXX				XXX
11. 2014.....	XXX	XXX	XXX	XXX	XXX	XXX	XXX	XXX	XXX		XXX	XXX
12. Totals											(317,998)	(294,045)

SCHEDULE P - PART 2P - REINSURANCE
NONPROPORTIONAL ASSUMED FINANCIAL LINES

1. Prior.....							29	29	29		(29)	(29)
2. 2005.....												
3. 2006.....	XXX											
4. 2007.....	XXX	XXX										
5. 2008.....	XXX	XXX	XXX									
6. 2009.....	XXX	XXX	XXX	XXX								
7. 2010.....	XXX	XXX	XXX	XXX	XXX							
8. 2011.....	XXX	XXX	XXX	XXX	XXX	XXX						
9. 2012.....	XXX	XXX	XXX	XXX	XXX	XXX	XXX					
10. 2013.....	XXX	XXX	XXX	XXX	XXX	XXX	XXX	XXX				XXX
11. 2014.....	XXX	XXX	XXX	XXX	XXX	XXX	XXX	XXX	XXX		XXX	XXX
12. Totals											(29)	(29)

ANNUAL STATEMENT FOR THE YEAR 2014 OF THE NATIONWIDE INDEMNITY COMPANY

SCHEDULE P - PART 2R - SECTION 1 - PRODUCTS LIABILITY - OCCURENCE

Years in Which Losses Were Incurred	INCURRED NET LOSSES AND DEFENSE AND COST CONTAINMENT EXPENSES REPORTED AT YEAR END (\$000 OMITTED)										DEVELOPMENT	
	1 2005	2 2006	3 2007	4 2008	5 2009	6 2010	7 2011	8 2012	9 2013	10 2014	11 One Year	12 Two Year
1. Prior.....	765,214	918,706	1,040,563	1,086,232	1,090,411	1,161,315	1,793,153	1,752,460	1,870,371	2,250,601	380,230	498,141
2. 2005.....												
3. 2006.....	XXX											
4. 2007.....	XXX	XXX										
5. 2008.....	XXX	XXX	XXX									
6. 2009.....	XXX	XXX	XXX	XXX								
7. 2010.....	XXX	XXX	XXX	XXX	XXX							
8. 2011.....	XXX	XXX	XXX	XXX	XXX	XXX						
9. 2012.....	XXX	XXX	XXX	XXX	XXX	XXX	XXX					
10. 2013.....	XXX	XXX	XXX	XXX	XXX	XXX	XXX	XXX				XXX
11. 2014.....	XXX	XXX	XXX	XXX	XXX	XXX	XXX	XXX	XXX		XXX	XXX
12. Totals											380,230	498,141

SCHEDULE P - PART 2R - SECTION 2 - PRODUCTS LIABILITY - CLAIMS-MADE

1. Prior.....	471	145	528	434	982	395	179	141	507	1,309	802	1,168
2. 2005.....												
3. 2006.....	XXX											
4. 2007.....	XXX	XXX										
5. 2008.....	XXX	XXX	XXX									
6. 2009.....	XXX	XXX	XXX	XXX								
7. 2010.....	XXX	XXX	XXX	XXX	XXX							
8. 2011.....	XXX	XXX	XXX	XXX	XXX	XXX						
9. 2012.....	XXX	XXX	XXX	XXX	XXX	XXX	XXX					
10. 2013.....	XXX	XXX	XXX	XXX	XXX	XXX	XXX	XXX				XXX
11. 2014.....	XXX	XXX	XXX	XXX	XXX	XXX	XXX	XXX	XXX		XXX	XXX
12. Totals											802	1,168

SCHEDULE P - PART 2S - FINANCIAL GUARANTY/MORTGAGE GUARANTY

1. Prior.....	XXX	XXX	XXX	XXX	XXX	XXX	XXX					
2. 2013.....	XXX	XXX	XXX	XXX	XXX	XXX	XXX	XXX				XXX
3. 2014.....	XXX	XXX	XXX	XXX	XXX	XXX	XXX	XXX	XXX		XXX	XXX
4. Totals												

SCHEDULE P - PART 2T - WARRANTY

1. Prior.....	XXX	XXX	XXX	XXX	XXX	XXX	XXX					
2. 2013.....	XXX	XXX	XXX	XXX	XXX	XXX	XXX	XXX				XXX
3. 2014.....	XXX	XXX	XXX	XXX	XXX	XXX	XXX	XXX	XXX		XXX	XXX
4. Totals												

ANNUAL STATEMENT FOR THE YEAR 2014 OF THE NATIONWIDE INDEMNITY COMPANY

SCHEDULE P - PART 3A - HOMEOWNERS/FARMOWNERS

Years in Which Losses Were Incurred	CUMULATIVE PAID NET LOSSES AND DEFENSE AND COST CONTAINMENT EXPENSES REPORTED AT YEAR END (\$000 OMITTED)										11 Number of Claims Closed With Loss Payment	12 Number of Claims Closed Without Loss Payment
	1	2	3	4	5	6	7	8	9	10		
	2005	2006	2007	2008	2009	2010	2011	2012	2013	2014		
1. Prior.....	.000	.295	.302	.300	.302	.300	.422	.421	.421	.444	.18	
2. 2005.....												
3. 2006.....	XXX											
4. 2007.....	XXX	XXX										
5. 2008.....	XXX	XXX	XXX									
6. 2009.....	XXX	XXX	XXX	XXX								
7. 2010.....	XXX	XXX	XXX	XXX	XXX							
8. 2011.....	XXX	XXX	XXX	XXX	XXX	XXX						
9. 2012.....	XXX	XXX	XXX	XXX	XXX	XXX	XXX					
10. 2013.....	XXX	XXX	XXX	XXX	XXX	XXX	XXX	XXX				
11. 2014.....	XXX	XXX	XXX	XXX	XXX	XXX	XXX	XXX	XXX			

SCHEDULE P - PART 3B - PRIVATE PASSENGER AUTO LIABILITY/MEDICAL

1. Prior.....	.000	.994	1,602	2,367	4,149	4,843	5,345	5,734	6,277	5,946	.414	
2. 2005.....												
3. 2006.....	XXX											
4. 2007.....	XXX	XXX										
5. 2008.....	XXX	XXX	XXX									
6. 2009.....	XXX	XXX	XXX	XXX								
7. 2010.....	XXX	XXX	XXX	XXX	XXX							
8. 2011.....	XXX	XXX	XXX	XXX	XXX	XXX						
9. 2012.....	XXX	XXX	XXX	XXX	XXX	XXX	XXX					
10. 2013.....	XXX	XXX	XXX	XXX	XXX	XXX	XXX	XXX				
11. 2014.....	XXX	XXX	XXX	XXX	XXX	XXX	XXX	XXX	XXX			

SCHEDULE P - PART 3C - COMMERCIAL AUTO/TRUCK LIABILITY/MEDICAL

1. Prior.....	.000	1,023	.692	1,242	1,957	.807	1,034	1,344	1,283	1,607	.286	
2. 2005.....												
3. 2006.....	XXX											
4. 2007.....	XXX	XXX										
5. 2008.....	XXX	XXX	XXX									
6. 2009.....	XXX	XXX	XXX	XXX								
7. 2010.....	XXX	XXX	XXX	XXX	XXX							
8. 2011.....	XXX	XXX	XXX	XXX	XXX	XXX						
9. 2012.....	XXX	XXX	XXX	XXX	XXX	XXX	XXX					
10. 2013.....	XXX	XXX	XXX	XXX	XXX	XXX	XXX	XXX				
11. 2014.....	XXX	XXX	XXX	XXX	XXX	XXX	XXX	XXX	XXX			

SCHEDULE P - PART 3D - WORKERS' COMPENSATION
(EXCLUDING EXCESS WORKERS' COMPENSATION)

1. Prior.....	.000	4,037	8,145	12,144	17,640	20,800	24,121	26,123	29,589	31,227	1,065	
2. 2005.....												
3. 2006.....	XXX											
4. 2007.....	XXX	XXX										
5. 2008.....	XXX	XXX	XXX									
6. 2009.....	XXX	XXX	XXX	XXX								
7. 2010.....	XXX	XXX	XXX	XXX	XXX							
8. 2011.....	XXX	XXX	XXX	XXX	XXX	XXX						
9. 2012.....	XXX	XXX	XXX	XXX	XXX	XXX	XXX					
10. 2013.....	XXX	XXX	XXX	XXX	XXX	XXX	XXX	XXX				
11. 2014.....	XXX	XXX	XXX	XXX	XXX	XXX	XXX	XXX	XXX			

SCHEDULE P - PART 3E - COMMERCIAL MULTIPLE PERIL

1. Prior.....	.000	14,118	25,448	39,415	46,382	51,025	57,844	62,054	62,155	65,663	10,606	
2. 2005.....												
3. 2006.....	XXX											
4. 2007.....	XXX	XXX										
5. 2008.....	XXX	XXX	XXX									
6. 2009.....	XXX	XXX	XXX	XXX								
7. 2010.....	XXX	XXX	XXX	XXX	XXX							
8. 2011.....	XXX	XXX	XXX	XXX	XXX	XXX						
9. 2012.....	XXX	XXX	XXX	XXX	XXX	XXX	XXX					
10. 2013.....	XXX	XXX	XXX	XXX	XXX	XXX	XXX	XXX				
11. 2014.....	XXX	XXX	XXX	XXX	XXX	XXX	XXX	XXX	XXX			

ANNUAL STATEMENT FOR THE YEAR 2014 OF THE NATIONWIDE INDEMNITY COMPANY

SCHEDULE P - PART 3F - SECTION 1 - MEDICAL PROFESSIONAL LIABILITY - OCCURRENCE

Years in Which Losses Were Incurred	CUMULATIVE PAID NET LOSSES AND DEFENSE AND COST CONTAINMENT EXPENSES REPORTED AT YEAR END (\$000 OMITTED)										11 Number of Claims Closed With Loss Payment	12 Number of Claims Closed Without Loss Payment
	1	2	3	4	5	6	7	8	9	10		
	2005	2006	2007	2008	2009	2010	2011	2012	2013	2014		
1. Prior.....	.000	.25	.424	.426	.527	.506	.597	.684	.658	.675	.206	
2. 2005.....												
3. 2006.....	XXX											
4. 2007.....	XXX	XXX										
5. 2008.....	XXX	XXX	XXX									
6. 2009.....	XXX	XXX	XXX	XXX								
7. 2010.....	XXX	XXX	XXX	XXX	XXX							
8. 2011.....	XXX	XXX	XXX	XXX	XXX	XXX						
9. 2012.....	XXX	XXX	XXX	XXX	XXX	XXX	XXX					
10. 2013.....	XXX	XXX	XXX	XXX	XXX	XXX	XXX	XXX				
11. 2014.....	XXX	XXX	XXX	XXX	XXX	XXX	XXX	XXX	XXX			

SCHEDULE P - PART 3F - SECTION 2 - MEDICAL PROFESSIONAL LIABILITY - CLAIMS-MADE

1. Prior.....	.000	.23	.23	.23	.23	.23	.23	.23	.23	.79	.1	
2. 2005.....												
3. 2006.....	XXX											
4. 2007.....	XXX	XXX										
5. 2008.....	XXX	XXX	XXX									
6. 2009.....	XXX	XXX	XXX	XXX								
7. 2010.....	XXX	XXX	XXX	XXX	XXX							
8. 2011.....	XXX	XXX	XXX	XXX	XXX	XXX						
9. 2012.....	XXX	XXX	XXX	XXX	XXX	XXX	XXX					
10. 2013.....	XXX	XXX	XXX	XXX	XXX	XXX	XXX	XXX				
11. 2014.....	XXX	XXX	XXX	XXX	XXX	XXX	XXX	XXX	XXX			

SCHEDULE P - PART 3G - SPECIAL LIABILITY (OCEAN MARINE, AIRCRAFT (ALL PERILS), BOILER AND MACHINERY)

1. Prior.....	.000	.194	.697	.627	.706	.496	.638	.801	.830	.792	XXX	XXX
2. 2005.....											XXX	XXX
3. 2006.....	XXX										XXX	XXX
4. 2007.....	XXX	XXX									XXX	XXX
5. 2008.....	XXX	XXX	XXX								XXX	XXX
6. 2009.....	XXX	XXX	XXX	XXX							XXX	XXX
7. 2010.....	XXX	XXX	XXX	XXX	XXX						XXX	XXX
8. 2011.....	XXX	XXX	XXX	XXX	XXX	XXX					XXX	XXX
9. 2012.....	XXX	XXX	XXX	XXX	XXX	XXX	XXX				XXX	XXX
10. 2013.....	XXX	XXX	XXX	XXX	XXX	XXX	XXX	XXX			XXX	XXX
11. 2014.....	XXX	XXX	XXX	XXX	XXX	XXX	XXX	XXX	XXX	XXX	XXX	XXX

SCHEDULE P - PART 3H - SECTION 1 - OTHER LIABILITY - OCCURRENCE

1. Prior.....	.000	126,139	165,618	221,376	282,890	320,562	371,809	424,972	472,143	530,037	20,958	
2. 2005.....												
3. 2006.....	XXX											
4. 2007.....	XXX	XXX										
5. 2008.....	XXX	XXX	XXX									
6. 2009.....	XXX	XXX	XXX	XXX								
7. 2010.....	XXX	XXX	XXX	XXX	XXX							
8. 2011.....	XXX	XXX	XXX	XXX	XXX	XXX						
9. 2012.....	XXX	XXX	XXX	XXX	XXX	XXX	XXX					
10. 2013.....	XXX	XXX	XXX	XXX	XXX	XXX	XXX	XXX				
11. 2014.....	XXX	XXX	XXX	XXX	XXX	XXX	XXX	XXX	XXX			

SCHEDULE P - PART 3H - SECTION 2 - OTHER LIABILITY - CLAIMS-MADE

1. Prior.....	.000	.287	.574	.736	.923	1,735	1,721	1,748	2,010	2,010	.262	
2. 2005.....												
3. 2006.....	XXX											
4. 2007.....	XXX	XXX										
5. 2008.....	XXX	XXX	XXX									
6. 2009.....	XXX	XXX	XXX	XXX								
7. 2010.....	XXX	XXX	XXX	XXX	XXX							
8. 2011.....	XXX	XXX	XXX	XXX	XXX	XXX						
9. 2012.....	XXX	XXX	XXX	XXX	XXX	XXX	XXX					
10. 2013.....	XXX	XXX	XXX	XXX	XXX	XXX	XXX	XXX				
11. 2014.....	XXX	XXX	XXX	XXX	XXX	XXX	XXX	XXX	XXX			

ANNUAL STATEMENT FOR THE YEAR 2014 OF THE NATIONWIDE INDEMNITY COMPANY

SCHEDULE P - PART 3I - SPECIAL PROPERTY (FIRE, ALLIED LINES, INLAND MARINE, EARTHQUAKE, BURGLARY, AND THEFT)

Years in Which Losses Were Incurred	CUMULATIVE PAID NET LOSSES AND DEFENSE AND COST CONTAINMENT EXPENSES REPORTED AT YEAR END (\$000 OMITTED)										11 Number of Claims Closed With Loss Payment	12 Number of Claims Closed Without Loss Payment
	1	2	3	4	5	6	7	8	9	10		
	2005	2006	2007	2008	2009	2010	2011	2012	2013	2014		
1. Prior.....	XXX	XXX	XXX	XXX	XXX	XXX	XXX	.000	.560	1,055	XXX	XXX
2. 2013.....	XXX	XXX	XXX	XXX	XXX	XXX	XXX	XXX			XXX	XXX
3. 2014.....	XXX	XXX	XXX	XXX	XXX	XXX	XXX	XXX	XXX		XXX	XXX

SCHEDULE P - PART 3J - AUTO PHYSICAL DAMAGE

1. Prior.....	XXX	XXX	XXX	XXX	XXX	XXX	XXX	.000		(1)		
2. 2013.....	XXX	XXX	XXX	XXX	XXX	XXX	XXX	XXX				
3. 2014.....	XXX	XXX	XXX	XXX	XXX	XXX	XXX	XXX	XXX			

SCHEDULE P - PART 3K - FIDELITY/SURETY

1. Prior.....	XXX	XXX	XXX	XXX	XXX	XXX	XXX	.000	.198	.324	XXX	XXX
2. 2013.....	XXX	XXX	XXX	XXX	XXX	XXX	XXX	XXX			XXX	XXX
3. 2014.....	XXX	XXX	XXX	XXX	XXX	XXX	XXX	XXX	XXX		XXX	XXX

SCHEDULE P - PART 3L - OTHER (INCLUDING CREDIT, ACCIDENT AND HEALTH)

1. Prior.....	XXX	XXX	XXX	XXX	XXX	XXX	XXX	.000		.2	XXX	XXX
2. 2013.....	XXX	XXX	XXX	XXX	XXX	XXX	XXX	XXX			XXX	XXX
3. 2014.....	XXX	XXX	XXX	XXX	XXX	XXX	XXX	XXX	XXX		XXX	XXX

SCHEDULE P - PART 3M - INTERNATIONAL

1. Prior.....	.000	.6,581	(3,937)	(3,849)	(4,962)	(3,691)	(3,232)	(2,957)	(2,848)	(2,994)	XXX	XXX
2. 2005.....											XXX	XXX
3. 2006.....	XXX										XXX	XXX
4. 2007.....	XXX	XXX									XXX	XXX
5. 2008.....	XXX	XXX	XXX								XXX	XXX
6. 2009.....	XXX	XXX	XXX	XXX							XXX	XXX
7. 2010.....	XXX	XXX	XXX	XXX	XXX						XXX	XXX
8. 2011.....	XXX	XXX	XXX	XXX	XXX	XXX					XXX	XXX
9. 2012.....	XXX	XXX	XXX	XXX	XXX	XXX	XXX				XXX	XXX
10. 2013.....	XXX	XXX	XXX	XXX	XXX	XXX	XXX	XXX			XXX	XXX
11. 2014.....	XXX	XXX	XXX	XXX	XXX	XXX	XXX	XXX	XXX		XXX	XXX

SCHEDULE P - PART 3N - REINSURANCE
NONPROPORTIONAL ASSUMED PROPERTY

Years in Which Losses Were Incurred	CUMULATIVE PAID NET LOSSES AND DEFENSE AND COST CONTAINMENT EXPENSES REPORTED AT YEAR END (\$000 OMITTED)										11 Number of Claims Closed With Loss Payment	12 Number of Claims Closed Without Loss Payment
	1	2	3	4	5	6	7	8	9	10		
	2005	2006	2007	2008	2009	2010	2011	2012	2013	2014		
1. Prior.....	.000	(3,158)	(2,663)	(2,478)	9,336	6,260	6,136	6,113	6,066	6,088	XXX	XXX
2. 2005.....											XXX	XXX
3. 2006.....	XXX										XXX	XXX
4. 2007.....	XXX	XXX									XXX	XXX
5. 2008.....	XXX	XXX	XXX								XXX	XXX
6. 2009.....	XXX	XXX	XXX	XXX							XXX	XXX
7. 2010.....	XXX	XXX	XXX	XXX	XXX						XXX	XXX
8. 2011.....	XXX	XXX	XXX	XXX	XXX	XXX					XXX	XXX
9. 2012.....	XXX	XXX	XXX	XXX	XXX	XXX	XXX				XXX	XXX
10. 2013.....	XXX	XXX	XXX	XXX	XXX	XXX	XXX	XXX			XXX	XXX
11. 2014.....	XXX	XXX	XXX	XXX	XXX	XXX	XXX	XXX	XXX		XXX	XXX

SCHEDULE P - PART 3O - REINSURANCE
NONPROPORTIONAL ASSUMED LIABILITY

1. Prior.....	.000	5,450	10,502	21,175	30,625	50,376	51,072	51,072	51,218	72,923	XXX	XXX
2. 2005.....											XXX	XXX
3. 2006.....	XXX										XXX	XXX
4. 2007.....	XXX	XXX									XXX	XXX
5. 2008.....	XXX	XXX	XXX								XXX	XXX
6. 2009.....	XXX	XXX	XXX	XXX							XXX	XXX
7. 2010.....	XXX	XXX	XXX	XXX	XXX						XXX	XXX
8. 2011.....	XXX	XXX	XXX	XXX	XXX	XXX					XXX	XXX
9. 2012.....	XXX	XXX	XXX	XXX	XXX	XXX	XXX				XXX	XXX
10. 2013.....	XXX	XXX	XXX	XXX	XXX	XXX	XXX	XXX			XXX	XXX
11. 2014.....	XXX	XXX	XXX	XXX	XXX	XXX	XXX	XXX	XXX		XXX	XXX

SCHEDULE P - PART 3P - REINSURANCE
NONPROPORTIONAL ASSUMED FINANCIAL LINES

1. Prior.....	.000										XXX	XXX
2. 2005.....											XXX	XXX
3. 2006.....	XXX										XXX	XXX
4. 2007.....	XXX	XXX									XXX	XXX
5. 2008.....	XXX	XXX	XXX								XXX	XXX
6. 2009.....	XXX	XXX	XXX	XXX							XXX	XXX
7. 2010.....	XXX	XXX	XXX	XXX	XXX						XXX	XXX
8. 2011.....	XXX	XXX	XXX	XXX	XXX	XXX					XXX	XXX
9. 2012.....	XXX	XXX	XXX	XXX	XXX	XXX	XXX				XXX	XXX
10. 2013.....	XXX	XXX	XXX	XXX	XXX	XXX	XXX	XXX			XXX	XXX
11. 2014.....	XXX	XXX	XXX	XXX	XXX	XXX	XXX	XXX	XXX		XXX	XXX

NONE

ANNUAL STATEMENT FOR THE YEAR 2014 OF THE NATIONWIDE INDEMNITY COMPANY

SCHEDULE P - PART 3R - SECTION 1 - PRODUCTS LIABILITY - OCCURENCE

Years in Which Losses Were Incurred	CUMULATIVE PAID NET LOSSES AND DEFENSE AND COST CONTAINMENT EXPENSES REPORTED AT YEAR END (\$000 OMITTED)										11 Number of Claims Closed With Loss Payment	12 Number of Claims Closed Without Loss Payment
	1	2	3	4	5	6	7	8	9	10		
	2005	2006	2007	2008	2009	2010	2011	2012	2013	2014		
1. Prior.....	.000.....	146,098.....	256,683.....	345,562.....	447,787.....	559,984.....	677,331.....	806,212.....	917,980.....	1,007,980.....	107,226.....	
2. 2005.....												
3. 2006.....	XXX.....											
4. 2007.....	XXX.....	XXX.....										
5. 2008.....	XXX.....	XXX.....	XXX.....									
6. 2009.....	XXX.....	XXX.....	XXX.....	XXX.....								
7. 2010.....	XXX.....	XXX.....	XXX.....	XXX.....	XXX.....							
8. 2011.....	XXX.....	XXX.....	XXX.....	XXX.....	XXX.....	XXX.....						
9. 2012.....	XXX.....	XXX.....	XXX.....	XXX.....	XXX.....	XXX.....	XXX.....					
10. 2013.....	XXX.....	XXX.....	XXX.....	XXX.....	XXX.....	XXX.....	XXX.....	XXX.....				
11. 2014.....	XXX.....	XXX.....	XXX.....	XXX.....	XXX.....	XXX.....	XXX.....	XXX.....	XXX.....			

SCHEDULE P - PART 3R - SECTION 2 - PRODUCTS LIABILITY - CLAIMS-MADE

1. Prior.....	.000.....	41.....	229.....	339.....	982.....	999.....	1,206.....	1,207.....	1,179.....	1,183.....	48.....	
2. 2005.....												
3. 2006.....	XXX.....											
4. 2007.....	XXX.....	XXX.....										
5. 2008.....	XXX.....	XXX.....	XXX.....									
6. 2009.....	XXX.....	XXX.....	XXX.....	XXX.....								
7. 2010.....	XXX.....	XXX.....	XXX.....	XXX.....	XXX.....							
8. 2011.....	XXX.....	XXX.....	XXX.....	XXX.....	XXX.....	XXX.....						
9. 2012.....	XXX.....	XXX.....	XXX.....	XXX.....	XXX.....	XXX.....	XXX.....					
10. 2013.....	XXX.....	XXX.....	XXX.....	XXX.....	XXX.....	XXX.....	XXX.....	XXX.....				
11. 2014.....	XXX.....	XXX.....	XXX.....	XXX.....	XXX.....	XXX.....	XXX.....	XXX.....	XXX.....			

SCHEDULE P - PART 3S - FINANCIAL GUARANTY/MORTGAGE GUARANTY

1. Prior.....	XXX.....	XXX.....	XXX.....	XXX.....	XXX.....	XXX.....	XXX.....	XXX.....	XXX.....	XXX.....	XXX.....	XXX.....
2. 2013.....	XXX.....	XXX.....	XXX.....	XXX.....	XXX.....	XXX.....	XXX.....	XXX.....	XXX.....	XXX.....	XXX.....	XXX.....
3. 2014.....	XXX.....	XXX.....	XXX.....	XXX.....	XXX.....	XXX.....	XXX.....	XXX.....	XXX.....	XXX.....	XXX.....	XXX.....

SCHEDULE P - PART 3T - WARRANTY

1. Prior.....	XXX.....	XXX.....	XXX.....	XXX.....	XXX.....	XXX.....	XXX.....	XXX.....	XXX.....	XXX.....	XXX.....	XXX.....
2. 2013.....	XXX.....	XXX.....	XXX.....	XXX.....	XXX.....	XXX.....	XXX.....	XXX.....	XXX.....	XXX.....	XXX.....	XXX.....
3. 2014.....	XXX.....	XXX.....	XXX.....	XXX.....	XXX.....	XXX.....	XXX.....	XXX.....	XXX.....	XXX.....	XXX.....	XXX.....

ANNUAL STATEMENT FOR THE YEAR 2014 OF THE NATIONWIDE INDEMNITY COMPANY

SCHEDULE P - PART 4A - HOMEOWNERS/FARMOWNERS

Years in Which Losses Were Incurred	BULK AND IBNR RESERVES ON NET LOSSES AND DEFENSE AND COST CONTAINMENT EXPENSES REPORTED AT YEAR END (\$000 OMITTED)									
	1	2	3	4	5	6	7	8	9	10
	2005	2006	2007	2008	2009	2010	2011	2012	2013	2014
1. Prior.....	113	63	23	29	1	1	8	8	35	40
2. 2005.....										
3. 2006.....	XXX									
4. 2007.....	XXX	XXX								
5. 2008.....	XXX	XXX	XXX							
6. 2009.....	XXX	XXX	XXX	XXX						
7. 2010.....	XXX	XXX	XXX	XXX	XXX					
8. 2011.....	XXX	XXX	XXX	XXX	XXX	XXX				
9. 2012.....	XXX	XXX	XXX	XXX	XXX	XXX	XXX			
10. 2013.....	XXX	XXX	XXX	XXX	XXX	XXX	XXX	XXX		
11. 2014.....	XXX	XXX	XXX	XXX	XXX	XXX	XXX	XXX	XXX	

SCHEDULE P - PART 4B - PRIVATE PASSENGER AUTO LIABILITY/MEDICAL

1. Prior.....	36,363	35,563	35,574	36,595	37,568	36,621	4,111	(171)	(112)	413
2. 2005.....										
3. 2006.....	XXX									
4. 2007.....	XXX	XXX								
5. 2008.....	XXX	XXX	XXX							
6. 2009.....	XXX	XXX	XXX	XXX						
7. 2010.....	XXX	XXX	XXX	XXX	XXX					
8. 2011.....	XXX	XXX	XXX	XXX	XXX	XXX				
9. 2012.....	XXX	XXX	XXX	XXX	XXX	XXX	XXX			
10. 2013.....	XXX	XXX	XXX	XXX	XXX	XXX	XXX	XXX		
11. 2014.....	XXX	XXX	XXX	XXX	XXX	XXX	XXX	XXX	XXX	

SCHEDULE P - PART 4C - COMMERCIAL AUTO/TRUCK LIABILITY/MEDICAL

1. Prior.....	1,406	692	612	1,218	1,213	1,185	1,075	(99)	(99)	
2. 2005.....										
3. 2006.....	XXX									
4. 2007.....	XXX	XXX								
5. 2008.....	XXX	XXX	XXX							
6. 2009.....	XXX	XXX	XXX	XXX						
7. 2010.....	XXX	XXX	XXX	XXX	XXX					
8. 2011.....	XXX	XXX	XXX	XXX	XXX	XXX				
9. 2012.....	XXX	XXX	XXX	XXX	XXX	XXX	XXX			
10. 2013.....	XXX	XXX	XXX	XXX	XXX	XXX	XXX	XXX		
11. 2014.....	XXX	XXX	XXX	XXX	XXX	XXX	XXX	XXX	XXX	

**SCHEDULE P - PART 4D - WORKERS' COMPENSATION
(EXCLUDING EXCESS WORKERS' COMPENSATION)**

1. Prior.....	17,375	21,759	14,928	15,184	12,772	21,843	21,652	21,856	15,571	13,726
2. 2005.....										
3. 2006.....	XXX									
4. 2007.....	XXX	XXX								
5. 2008.....	XXX	XXX	XXX							
6. 2009.....	XXX	XXX	XXX	XXX						
7. 2010.....	XXX	XXX	XXX	XXX	XXX					
8. 2011.....	XXX	XXX	XXX	XXX	XXX	XXX				
9. 2012.....	XXX	XXX	XXX	XXX	XXX	XXX	XXX			
10. 2013.....	XXX	XXX	XXX	XXX	XXX	XXX	XXX	XXX		
11. 2014.....	XXX	XXX	XXX	XXX	XXX	XXX	XXX	XXX	XXX	

SCHEDULE P - PART 4E - COMMERCIAL MULTIPLE PERIL

1. Prior.....	102,220	83,837	63,688	55,451	48,232	45,365	37,772	38,308	26,987	27,421
2. 2005.....										
3. 2006.....	XXX									
4. 2007.....	XXX	XXX								
5. 2008.....	XXX	XXX	XXX							
6. 2009.....	XXX	XXX	XXX	XXX						
7. 2010.....	XXX	XXX	XXX	XXX	XXX					
8. 2011.....	XXX	XXX	XXX	XXX	XXX	XXX				
9. 2012.....	XXX	XXX	XXX	XXX	XXX	XXX	XXX			
10. 2013.....	XXX	XXX	XXX	XXX	XXX	XXX	XXX	XXX		
11. 2014.....	XXX	XXX	XXX	XXX	XXX	XXX	XXX	XXX	XXX	

ANNUAL STATEMENT FOR THE YEAR 2014 OF THE NATIONWIDE INDEMNITY COMPANY

SCHEDULE P - PART 4F - SECTION 1 - MEDICAL PROFESSIONAL LIABILITY - OCCURRENCE

Years in Which Losses Were Incurred	BULK AND IBNR RESERVES ON NET LOSSES AND DEFENSE AND COST CONTAINMENT EXPENSES REPORTED AT YEAR END (\$000 OMITTED)									
	1	2	3	4	5	6	7	8	9	10
	2005	2006	2007	2008	2009	2010	2011	2012	2013	2014
1. Prior.....	15	2		(1)					(13)	
2. 2005.....										
3. 2006.....	XXX									
4. 2007.....	XXX	XXX								
5. 2008.....	XXX	XXX	XXX							
6. 2009.....	XXX	XXX	XXX	XXX						
7. 2010.....	XXX	XXX	XXX	XXX	XXX					
8. 2011.....	XXX	XXX	XXX	XXX	XXX	XXX				
9. 2012.....	XXX	XXX	XXX	XXX	XXX	XXX	XXX			
10. 2013.....	XXX	XXX	XXX	XXX	XXX	XXX	XXX	XXX		
11. 2014.....	XXX	XXX	XXX	XXX	XXX	XXX	XXX	XXX	XXX	

SCHEDULE P - PART 4F - SECTION 2 - MEDICAL PROFESSIONAL LIABILITY - CLAIMS-MADE

1. Prior.....										
2. 2005.....										
3. 2006.....	XXX									
4. 2007.....	XXX	XXX								
5. 2008.....	XXX	XXX	XXX							
6. 2009.....	XXX	XXX	XXX	XXX						
7. 2010.....	XXX	XXX	XXX	XXX	XXX					
8. 2011.....	XXX	XXX	XXX	XXX	XXX	XXX				
9. 2012.....	XXX	XXX	XXX	XXX	XXX	XXX	XXX			
10. 2013.....	XXX	XXX	XXX	XXX	XXX	XXX	XXX	XXX		
11. 2014.....	XXX	XXX	XXX	XXX	XXX	XXX	XXX	XXX	XXX	

SCHEDULE P - PART 4G - SPECIAL LIABILITY (OCEAN MARINE, AIRCRAFT (ALL PERILS), BOILER AND MACHINERY)

1. Prior.....	2,062	2,511	2,393	1,753	1,746	1,757	1,502	774	782	909
2. 2005.....										
3. 2006.....	XXX									
4. 2007.....	XXX	XXX								
5. 2008.....	XXX	XXX	XXX							
6. 2009.....	XXX	XXX	XXX	XXX						
7. 2010.....	XXX	XXX	XXX	XXX	XXX					
8. 2011.....	XXX	XXX	XXX	XXX	XXX	XXX				
9. 2012.....	XXX	XXX	XXX	XXX	XXX	XXX	XXX			
10. 2013.....	XXX	XXX	XXX	XXX	XXX	XXX	XXX	XXX		
11. 2014.....	XXX	XXX	XXX	XXX	XXX	XXX	XXX	XXX	XXX	

SCHEDULE P - PART 4H - SECTION 1 - OTHER LIABILITY - OCCURRENCE

1. Prior.....	1,249,498	1,137,318	1,166,870	1,049,483	961,748	855,568	300,281	396,854	393,993	369,023
2. 2005.....										
3. 2006.....	XXX									
4. 2007.....	XXX	XXX								
5. 2008.....	XXX	XXX	XXX							
6. 2009.....	XXX	XXX	XXX	XXX						
7. 2010.....	XXX	XXX	XXX	XXX	XXX					
8. 2011.....	XXX	XXX	XXX	XXX	XXX	XXX				
9. 2012.....	XXX	XXX	XXX	XXX	XXX	XXX	XXX			
10. 2013.....	XXX	XXX	XXX	XXX	XXX	XXX	XXX	XXX		
11. 2014.....	XXX	XXX	XXX	XXX	XXX	XXX	XXX	XXX	XXX	

SCHEDULE P - PART 4H - SECTION 2 - OTHER LIABILITY - CLAIMS-MADE

1. Prior.....	17	21	15	11	11	10	9	9		
2. 2005.....										
3. 2006.....	XXX									
4. 2007.....	XXX	XXX								
5. 2008.....	XXX	XXX	XXX							
6. 2009.....	XXX	XXX	XXX	XXX						
7. 2010.....	XXX	XXX	XXX	XXX	XXX					
8. 2011.....	XXX	XXX	XXX	XXX	XXX	XXX				
9. 2012.....	XXX	XXX	XXX	XXX	XXX	XXX	XXX			
10. 2013.....	XXX	XXX	XXX	XXX	XXX	XXX	XXX	XXX		
11. 2014.....	XXX	XXX	XXX	XXX	XXX	XXX	XXX	XXX	XXX	

ANNUAL STATEMENT FOR THE YEAR 2014 OF THE NATIONWIDE INDEMNITY COMPANY

SCHEDULE P - PART 4I - SPECIAL PROPERTY (FIRE, ALLIED LINES, INLAND MARINE, EARTHQUAKE, BURGLARY, AND THEFT)

Years in Which Losses Were Incurred	BULK AND IBNR RESERVES ON NET LOSSES AND DEFENSE AND COST CONTAINMENT EXPENSES REPORTED AT YEAR END (\$000 OMITTED)									
	1	2	3	4	5	6	7	8	9	10
	2005	2006	2007	2008	2009	2010	2011	2012	2013	2014
1. Prior.....	XXX	XXX	XXX	XXX	XXX	XXX	XXX	3,199	2,408	3,932
2. 2013.....	XXX	XXX	XXX	XXX	XXX	XXX	XXX	XXX		
3. 2014.....	XXX	XXX	XXX	XXX	XXX	XXX	XXX	XXX	XXX	

SCHEDULE P - PART 4J - AUTO PHYSICAL DAMAGE

1. Prior.....	XXX	XXX	XXX	XXX	XXX	XXX	XXX			
2. 2013.....	XXX	XXX	XXX	XXX	XXX	XXX	XXX	XXX		
3. 2014.....	XXX	XXX	XXX	XXX	XXX	XXX	XXX	XXX	XXX	

SCHEDULE P - PART 4K - FIDELITY/SURETY

1. Prior.....	XXX	XXX	XXX	XXX	XXX	XXX	XXX	503	484	453
2. 2013.....	XXX	XXX	XXX	XXX	XXX	XXX	XXX	XXX		
3. 2014.....	XXX	XXX	XXX	XXX	XXX	XXX	XXX	XXX	XXX	

SCHEDULE P - PART 4L - OTHER (INCLUDING CREDIT, ACCIDENT AND HEALTH)

1. Prior.....	XXX	XXX	XXX	XXX	XXX	XXX	XXX	4	9	8
2. 2013.....	XXX	XXX	XXX	XXX	XXX	XXX	XXX	XXX		
3. 2014.....	XXX	XXX	XXX	XXX	XXX	XXX	XXX	XXX	XXX	

SCHEDULE P - PART 4M - INTERNATIONAL

1. Prior.....	13,598	10,722	16,611	37,983	29,018	17,866	16,068	8,625	8,560	9,207
2. 2005.....										
3. 2006.....	XXX									
4. 2007.....	XXX	XXX								
5. 2008.....	XXX	XXX	XXX							
6. 2009.....	XXX	XXX	XXX	XXX						
7. 2010.....	XXX	XXX	XXX	XXX	XXX					
8. 2011.....	XXX	XXX	XXX	XXX	XXX	XXX				
9. 2012.....	XXX	XXX	XXX	XXX	XXX	XXX	XXX			
10. 2013.....	XXX	XXX	XXX	XXX	XXX	XXX	XXX	XXX		
11. 2014.....	XXX	XXX	XXX	XXX	XXX	XXX	XXX	XXX	XXX	

ANNUAL STATEMENT FOR THE YEAR 2014 OF THE NATIONWIDE INDEMNITY COMPANY

SCHEDULE P - PART 4N - REINSURANCE
NONPROPORTIONAL ASSUMED PROPERTY

Years in Which Losses Were Incurred	BULK AND IBNR RESERVES ON NET LOSSES AND DEFENSE AND COST CONTAINMENT EXPENSES REPORTED AT YEAR END (\$000 OMITTED)									
	1	2	3	4	5	6	7	8	9	10
	2005	2006	2007	2008	2009	2010	2011	2012	2013	2014
1. Prior.....	709	50	156	(850)	(805)	(782)	885	885	885	
2. 2005.....										
3. 2006.....	XXX									
4. 2007.....	XXX	XXX								
5. 2008.....	XXX	XXX	XXX							
6. 2009.....	XXX	XXX	XXX	XXX						
7. 2010.....	XXX	XXX	XXX	XXX	XXX					
8. 2011.....	XXX	XXX	XXX	XXX	XXX	XXX				
9. 2012.....	XXX	XXX	XXX	XXX	XXX	XXX	XXX			
10. 2013.....	XXX	XXX	XXX	XXX	XXX	XXX	XXX	XXX		
11. 2014.....	XXX	XXX	XXX	XXX	XXX	XXX	XXX	XXX	XXX	

SCHEDULE P - PART 4O - REINSURANCE
NONPROPORTIONAL ASSUMED LIABILITY

1. Prior.....	1,721	4,511	6,820	8,193			98,942	99,334	100,334	6,800
2. 2005.....										
3. 2006.....	XXX									
4. 2007.....	XXX	XXX								
5. 2008.....	XXX	XXX	XXX							
6. 2009.....	XXX	XXX	XXX	XXX						
7. 2010.....	XXX	XXX	XXX	XXX	XXX					
8. 2011.....	XXX	XXX	XXX	XXX	XXX	XXX				
9. 2012.....	XXX	XXX	XXX	XXX	XXX	XXX	XXX			
10. 2013.....	XXX	XXX	XXX	XXX	XXX	XXX	XXX	XXX		
11. 2014.....	XXX	XXX	XXX	XXX	XXX	XXX	XXX	XXX	XXX	

SCHEDULE P - PART 4P - REINSURANCE
NONPROPORTIONAL ASSUMED FINANCIAL LINES

1. Prior.....								29	29	
2. 2005.....										
3. 2006.....	XXX									
4. 2007.....	XXX	XXX								
5. 2008.....	XXX	XXX	XXX							
6. 2009.....	XXX	XXX	XXX	XXX						
7. 2010.....	XXX	XXX	XXX	XXX	XXX					
8. 2011.....	XXX	XXX	XXX	XXX	XXX	XXX				
9. 2012.....	XXX	XXX	XXX	XXX	XXX	XXX	XXX			
10. 2013.....	XXX	XXX	XXX	XXX	XXX	XXX	XXX	XXX		
11. 2014.....	XXX	XXX	XXX	XXX	XXX	XXX	XXX	XXX	XXX	

ANNUAL STATEMENT FOR THE YEAR 2014 OF THE NATIONWIDE INDEMNITY COMPANY

SCHEDULE P - PART 4R - SECTION 1 - PRODUCTS LIABILITY - OCCURENCE

Years in Which Losses Were Incurred	BULK AND IBNR RESERVES ON NET LOSSES AND DEFENSE AND COST CONTAINMENT EXPENSES REPORTED AT YEAR END (\$000 OMITTED)									
	1	2	3	4	5	6	7	8	9	10
	2005	2006	2007	2008	2009	2010	2011	2012	2013	2014
1. Prior.....	460,667	495,432	573,595	554,042	501,800	490,157	817,193	709,449	811,934	896,056
2. 2005.....										
3. 2006.....	XXX									
4. 2007.....	XXX	XXX								
5. 2008.....	XXX	XXX	XXX							
6. 2009.....	XXX	XXX	XXX	XXX						
7. 2010.....	XXX	XXX	XXX	XXX	XXX					
8. 2011.....	XXX	XXX	XXX	XXX	XXX	XXX				
9. 2012.....	XXX	XXX	XXX	XXX	XXX	XXX	XXX			
10. 2013.....	XXX	XXX	XXX	XXX	XXX	XXX	XXX	XXX		
11. 2014.....	XXX	XXX	XXX	XXX	XXX	XXX	XXX	XXX	XXX	

SCHEDULE P - PART 4R - SECTION 2 - PRODUCTS LIABILITY - CLAIMS-MADE

1. Prior.....	422	55	32	89	90	87	35	35		
2. 2005.....										
3. 2006.....	XXX									
4. 2007.....	XXX	XXX								
5. 2008.....	XXX	XXX	XXX							
6. 2009.....	XXX	XXX	XXX	XXX						
7. 2010.....	XXX	XXX	XXX	XXX	XXX					
8. 2011.....	XXX	XXX	XXX	XXX	XXX	XXX				
9. 2012.....	XXX	XXX	XXX	XXX	XXX	XXX	XXX			
10. 2013.....	XXX	XXX	XXX	XXX	XXX	XXX	XXX	XXX		
11. 2014.....	XXX	XXX	XXX	XXX	XXX	XXX	XXX	XXX	XXX	

SCHEDULE P - PART 4S - FINANCIAL GUARANTY/MORTGAGE GUARANTY

1. Prior.....	XXX	XXX	XXX	XXX	XXX	XXX	XXX			
2. 2013.....	XXX	XXX	XXX	XXX	XXX	XXX	XXX	XXX		
3. 2014.....	XXX	XXX	XXX	XXX	XXX	XXX	XXX	XXX	XXX	

SCHEDULE P - PART 4T - WARRANTY

1. Prior.....	XXX	XXX	XXX	XXX	XXX	XXX	XXX			
2. 2013.....	XXX	XXX	XXX	XXX	XXX	XXX	XXX	XXX		
3. 2014.....	XXX	XXX	XXX	XXX	XXX	XXX	XXX	XXX	XXX	

ANNUAL STATEMENT FOR THE YEAR 2014 OF THE NATIONWIDE INDEMNITY COMPANY

SCHEDULE P - PART 5A - HOMEOWNERS/FARMOWNERS

SECTION 1

Years in Which Premiums Were Earned and Losses Were Incurred	CUMULATIVE NUMBER OF CLAIMS CLOSED WITH LOSS PAYMENT DIRECT AND ASSUMED AT YEAR END									
	1	2	3	4	5	6	7	8	9	10
	2005	2006	2007	2008	2009	2010	2011	2012	2013	2014
1. Prior.....		4	8	2	2			1		1
2. 2005.....										
3. 2006.....	XXX									
4. 2007.....	XXX	XXX								
5. 2008.....	XXX	XXX	XXX							
6. 2009.....	XXX	XXX	XXX	XXX						
7. 2010.....	XXX	XXX	XXX	XXX	XXX					
8. 2011.....	XXX	XXX	XXX	XXX	XXX	XXX				
9. 2012.....	XXX	XXX	XXX	XXX	XXX	XXX	XXX			
10. 2013.....	XXX	XXX	XXX	XXX	XXX	XXX	XXX	XXX		
11. 2014.....	XXX	XXX	XXX	XXX	XXX	XXX	XXX	XXX	XXX	

SECTION 2

Years in Which Premiums Were Earned and Losses Were Incurred	NUMBER OF CLAIMS OUTSTANDING DIRECT AND ASSUMED AT YEAR END									
	1	2	3	4	5	6	7	8	9	10
	2005	2006	2007	2008	2009	2010	2011	2012	2013	2014
1. Prior.....	22	23	14	7	6	5	9	7	7	5
2. 2005.....										
3. 2006.....	XXX									
4. 2007.....	XXX	XXX								
5. 2008.....	XXX	XXX	XXX							
6. 2009.....	XXX	XXX	XXX	XXX						
7. 2010.....	XXX	XXX	XXX	XXX	XXX					
8. 2011.....	XXX	XXX	XXX	XXX	XXX	XXX				
9. 2012.....	XXX	XXX	XXX	XXX	XXX	XXX	XXX			
10. 2013.....	XXX	XXX	XXX	XXX	XXX	XXX	XXX	XXX		
11. 2014.....	XXX	XXX	XXX	XXX	XXX	XXX	XXX	XXX	XXX	

SECTION 3

Years in Which Premiums Were Earned and Losses Were Incurred	CUMULATIVE NUMBER OF CLAIMS REPORTED DIRECT AND ASSUMED AT YEAR END									
	1	2	3	4	5	6	7	8	9	10
	2005	2006	2007	2008	2009	2010	2011	2012	2013	2014
1. Prior.....		9	11	(2)	1	2	4	2	1	1
2. 2005.....										
3. 2006.....	XXX									
4. 2007.....	XXX	XXX								
5. 2008.....	XXX	XXX	XXX							
6. 2009.....	XXX	XXX	XXX	XXX						
7. 2010.....	XXX	XXX	XXX	XXX	XXX					
8. 2011.....	XXX	XXX	XXX	XXX	XXX	XXX				
9. 2012.....	XXX	XXX	XXX	XXX	XXX	XXX	XXX			
10. 2013.....	XXX	XXX	XXX	XXX	XXX	XXX	XXX	XXX		
11. 2014.....	XXX	XXX	XXX	XXX	XXX	XXX	XXX	XXX	XXX	

ANNUAL STATEMENT FOR THE YEAR 2014 OF THE NATIONWIDE INDEMNITY COMPANY

SCHEDULE P - PART 5B - PRIVATE PASSENGER AUTO LIABILITY/MEDICAL

SECTION 1

Years in Which Premiums Were Earned and Losses Were Incurred	CUMULATIVE NUMBER OF CLAIMS CLOSED WITH LOSS PAYMENT DIRECT AND ASSUMED AT YEAR END									
	1	2	3	4	5	6	7	8	9	10
	2005	2006	2007	2008	2009	2010	2011	2012	2013	2014
1. Prior.....		29	58	50	95	26	25	59	31	41
2. 2005.....										
3. 2006.....	XXX									
4. 2007.....	XXX	XXX								
5. 2008.....	XXX	XXX	XXX							
6. 2009.....	XXX	XXX	XXX	XXX						
7. 2010.....	XXX	XXX	XXX	XXX	XXX					
8. 2011.....	XXX	XXX	XXX	XXX	XXX	XXX				
9. 2012.....	XXX	XXX	XXX	XXX	XXX	XXX	XXX			
10. 2013.....	XXX	XXX	XXX	XXX	XXX	XXX	XXX	XXX		
11. 2014.....	XXX	XXX	XXX	XXX	XXX	XXX	XXX	XXX	XXX	

SECTION 2

Years in Which Premiums Were Earned and Losses Were Incurred	NUMBER OF CLAIMS OUTSTANDING DIRECT AND ASSUMED AT YEAR END									
	1	2	3	4	5	6	7	8	9	10
	2005	2006	2007	2008	2009	2010	2011	2012	2013	2014
1. Prior.....	993	994	869	777	685	669	680	595	616	780
2. 2005.....										
3. 2006.....	XXX									
4. 2007.....	XXX	XXX								
5. 2008.....	XXX	XXX	XXX							
6. 2009.....	XXX	XXX	XXX	XXX						
7. 2010.....	XXX	XXX	XXX	XXX	XXX					
8. 2011.....	XXX	XXX	XXX	XXX	XXX	XXX				
9. 2012.....	XXX	XXX	XXX	XXX	XXX	XXX	XXX			
10. 2013.....	XXX	XXX	XXX	XXX	XXX	XXX	XXX	XXX		
11. 2014.....	XXX	XXX	XXX	XXX	XXX	XXX	XXX	XXX	XXX	

SECTION 3

Years in Which Premiums Were Earned and Losses Were Incurred	CUMULATIVE NUMBER OF CLAIMS REPORTED DIRECT AND ASSUMED AT YEAR END									
	1	2	3	4	5	6	7	8	9	10
	2005	2006	2007	2008	2009	2010	2011	2012	2013	2014
1. Prior.....		140	(37)	62	34	30	89	81	101	293
2. 2005.....										
3. 2006.....	XXX									
4. 2007.....	XXX	XXX								
5. 2008.....	XXX	XXX	XXX							
6. 2009.....	XXX	XXX	XXX	XXX						
7. 2010.....	XXX	XXX	XXX	XXX	XXX					
8. 2011.....	XXX	XXX	XXX	XXX	XXX	XXX				
9. 2012.....	XXX	XXX	XXX	XXX	XXX	XXX	XXX			
10. 2013.....	XXX	XXX	XXX	XXX	XXX	XXX	XXX	XXX		
11. 2014.....	XXX	XXX	XXX	XXX	XXX	XXX	XXX	XXX	XXX	

ANNUAL STATEMENT FOR THE YEAR 2014 OF THE NATIONWIDE INDEMNITY COMPANY

SCHEDULE P - PART 5C - COMMERCIAL AUTO/TRUCK LIABILITY/MEDICAL

SECTION 1

Years in Which Premiums Were Earned and Losses Were Incurred	CUMULATIVE NUMBER OF CLAIMS CLOSED WITH LOSS PAYMENT DIRECT AND ASSUMED AT YEAR END									
	1	2	3	4	5	6	7	8	9	10
	2005	2006	2007	2008	2009	2010	2011	2012	2013	2014
1. Prior.....	34	12	12	50	115	51	11	19	10	6
2. 2005.....										
3. 2006.....	XXX									
4. 2007.....	XXX	XXX								
5. 2008.....	XXX	XXX	XXX							
6. 2009.....	XXX	XXX	XXX	XXX						
7. 2010.....	XXX	XXX	XXX	XXX	XXX					
8. 2011.....	XXX	XXX	XXX	XXX	XXX	XXX				
9. 2012.....	XXX	XXX	XXX	XXX	XXX	XXX	XXX			
10. 2013.....	XXX	XXX	XXX	XXX	XXX	XXX	XXX	XXX		
11. 2014.....	XXX	XXX	XXX	XXX	XXX	XXX	XXX	XXX	XXX	

SECTION 2

Years in Which Premiums Were Earned and Losses Were Incurred	NUMBER OF CLAIMS OUTSTANDING DIRECT AND ASSUMED AT YEAR END									
	1	2	3	4	5	6	7	8	9	10
	2005	2006	2007	2008	2009	2010	2011	2012	2013	2014
1. Prior.....	527	501	406	377	257	205	183	161	164	172
2. 2005.....										
3. 2006.....	XXX									
4. 2007.....	XXX	XXX								
5. 2008.....	XXX	XXX	XXX							
6. 2009.....	XXX	XXX	XXX	XXX						
7. 2010.....	XXX	XXX	XXX	XXX	XXX					
8. 2011.....	XXX	XXX	XXX	XXX	XXX	XXX				
9. 2012.....	XXX	XXX	XXX	XXX	XXX	XXX	XXX			
10. 2013.....	XXX	XXX	XXX	XXX	XXX	XXX	XXX	XXX		
11. 2014.....	XXX	XXX	XXX	XXX	XXX	XXX	XXX	XXX	XXX	

SECTION 3

Years in Which Premiums Were Earned and Losses Were Incurred	CUMULATIVE NUMBER OF CLAIMS REPORTED DIRECT AND ASSUMED AT YEAR END									
	1	2	3	4	5	6	7	8	9	10
	2005	2006	2007	2008	2009	2010	2011	2012	2013	2014
1. Prior.....	6	1	(68)	31	5	6	6	27	23	27
2. 2005.....										
3. 2006.....	XXX									
4. 2007.....	XXX	XXX								
5. 2008.....	XXX	XXX	XXX							
6. 2009.....	XXX	XXX	XXX	XXX						
7. 2010.....	XXX	XXX	XXX	XXX	XXX					
8. 2011.....	XXX	XXX	XXX	XXX	XXX	XXX				
9. 2012.....	XXX	XXX	XXX	XXX	XXX	XXX	XXX			
10. 2013.....	XXX	XXX	XXX	XXX	XXX	XXX	XXX	XXX		
11. 2014.....	XXX	XXX	XXX	XXX	XXX	XXX	XXX	XXX	XXX	

ANNUAL STATEMENT FOR THE YEAR 2014 OF THE NATIONWIDE INDEMNITY COMPANY

SCHEDULE P - PART 5D - WORKERS' COMPENSATION
(EXCLUDING EXCESS WORKERS' COMPENSATION)

SECTION 1

Years in Which Premiums Were Earned and Losses Were Incurred	CUMULATIVE NUMBER OF CLAIMS CLOSED WITH LOSS PAYMENT DIRECT AND ASSUMED AT YEAR END									
	1	2	3	4	5	6	7	8	9	10
	2005	2006	2007	2008	2009	2010	2011	2012	2013	2014
1. Prior.....	90	106	96	88	206	103	101	102	173	90
2. 2005.....										
3. 2006.....	XXX									
4. 2007.....	XXX	XXX								
5. 2008.....	XXX	XXX	XXX							
6. 2009.....	XXX	XXX	XXX	XXX						
7. 2010.....	XXX	XXX	XXX	XXX	XXX					
8. 2011.....	XXX	XXX	XXX	XXX	XXX	XXX				
9. 2012.....	XXX	XXX	XXX	XXX	XXX	XXX	XXX			
10. 2013.....	XXX	XXX	XXX	XXX	XXX	XXX	XXX	XXX		
11. 2014.....	XXX	XXX	XXX	XXX	XXX	XXX	XXX	XXX	XXX	

SECTION 2

Years in Which Premiums Were Earned and Losses Were Incurred	NUMBER OF CLAIMS OUTSTANDING DIRECT AND ASSUMED AT YEAR END									
	1	2	3	4	5	6	7	8	9	10
	2005	2006	2007	2008	2009	2010	2011	2012	2013	2014
1. Prior.....	3,018	3,030	2,567	2,584	2,478	2,147	2,208	2,116	2,109	2,250
2. 2005.....										
3. 2006.....	XXX									
4. 2007.....	XXX	XXX								
5. 2008.....	XXX	XXX	XXX							
6. 2009.....	XXX	XXX	XXX	XXX						
7. 2010.....	XXX	XXX	XXX	XXX	XXX					
8. 2011.....	XXX	XXX	XXX	XXX	XXX	XXX				
9. 2012.....	XXX	XXX	XXX	XXX	XXX	XXX	XXX			
10. 2013.....	XXX	XXX	XXX	XXX	XXX	XXX	XXX	XXX		
11. 2014.....	XXX	XXX	XXX	XXX	XXX	XXX	XXX	XXX	XXX	

SECTION 3

Years in Which Premiums Were Earned and Losses Were Incurred	CUMULATIVE NUMBER OF CLAIMS REPORTED DIRECT AND ASSUMED AT YEAR END									
	1	2	3	4	5	6	7	8	9	10
	2005	2006	2007	2008	2009	2010	2011	2012	2013	2014
1. Prior.....	113	317	(142)	267	198	174	409	218	443	533
2. 2005.....										
3. 2006.....	XXX									
4. 2007.....	XXX	XXX								
5. 2008.....	XXX	XXX	XXX							
6. 2009.....	XXX	XXX	XXX	XXX						
7. 2010.....	XXX	XXX	XXX	XXX	XXX					
8. 2011.....	XXX	XXX	XXX	XXX	XXX	XXX				
9. 2012.....	XXX	XXX	XXX	XXX	XXX	XXX	XXX			
10. 2013.....	XXX	XXX	XXX	XXX	XXX	XXX	XXX	XXX		
11. 2014.....	XXX	XXX	XXX	XXX	XXX	XXX	XXX	XXX	XXX	

ANNUAL STATEMENT FOR THE YEAR 2014 OF THE NATIONWIDE INDEMNITY COMPANY

SCHEDULE P - PART 5E - COMMERCIAL MULTIPLE PERIL

SECTION 1

Years in Which Premiums Were Earned and Losses Were Incurred	CUMULATIVE NUMBER OF CLAIMS CLOSED WITH LOSS PAYMENT DIRECT AND ASSUMED AT YEAR END									
	1	2	3	4	5	6	7	8	9	10
	2005	2006	2007	2008	2009	2010	2011	2012	2013	2014
1. Prior.....	1,661	7	1,152	1,302	1,415	823	1,702	1,968	817	1,420
2. 2005.....										
3. 2006.....	XXX									
4. 2007.....	XXX	XXX								
5. 2008.....	XXX	XXX	XXX							
6. 2009.....	XXX	XXX	XXX	XXX						
7. 2010.....	XXX	XXX	XXX	XXX	XXX					
8. 2011.....	XXX	XXX	XXX	XXX	XXX	XXX				
9. 2012.....	XXX	XXX	XXX	XXX	XXX	XXX	XXX			
10. 2013.....	XXX	XXX	XXX	XXX	XXX	XXX	XXX	XXX		
11. 2014.....	XXX	XXX	XXX	XXX	XXX	XXX	XXX	XXX	XXX	

SECTION 2

Years in Which Premiums Were Earned and Losses Were Incurred	NUMBER OF CLAIMS OUTSTANDING DIRECT AND ASSUMED AT YEAR END									
	1	2	3	4	5	6	7	8	9	10
	2005	2006	2007	2008	2009	2010	2011	2012	2013	2014
1. Prior.....	23,035	23,041	9,351	9,607	9,298	9,481	8,631	7,824	8,025	7,848
2. 2005.....										
3. 2006.....	XXX									
4. 2007.....	XXX	XXX								
5. 2008.....	XXX	XXX	XXX							
6. 2009.....	XXX	XXX	XXX	XXX						
7. 2010.....	XXX	XXX	XXX	XXX	XXX					
8. 2011.....	XXX	XXX	XXX	XXX	XXX	XXX				
9. 2012.....	XXX	XXX	XXX	XXX	XXX	XXX	XXX			
10. 2013.....	XXX	XXX	XXX	XXX	XXX	XXX	XXX	XXX		
11. 2014.....	XXX	XXX	XXX	XXX	XXX	XXX	XXX	XXX	XXX	

SECTION 3

Years in Which Premiums Were Earned and Losses Were Incurred	CUMULATIVE NUMBER OF CLAIMS REPORTED DIRECT AND ASSUMED AT YEAR END									
	1	2	3	4	5	6	7	8	9	10
	2005	2006	2007	2008	2009	2010	2011	2012	2013	2014
1. Prior.....	6,265	20	(11,732)	2,063	1,770	2,221	1,974	1,722	1,300	1,413
2. 2005.....										
3. 2006.....	XXX									
4. 2007.....	XXX	XXX								
5. 2008.....	XXX	XXX	XXX							
6. 2009.....	XXX	XXX	XXX	XXX						
7. 2010.....	XXX	XXX	XXX	XXX	XXX					
8. 2011.....	XXX	XXX	XXX	XXX	XXX	XXX				
9. 2012.....	XXX	XXX	XXX	XXX	XXX	XXX	XXX			
10. 2013.....	XXX	XXX	XXX	XXX	XXX	XXX	XXX	XXX		
11. 2014.....	XXX	XXX	XXX	XXX	XXX	XXX	XXX	XXX	XXX	

ANNUAL STATEMENT FOR THE YEAR 2014 OF THE NATIONWIDE INDEMNITY COMPANY

SCHEDULE P - PART 5F - MEDICAL PROFESSIONAL LIABILITY - OCCURRENCE

SECTION 1A

Years in Years in Which Premiums Were Earned and Losses Were Incurred	CUMULATIVE NUMBER OF CLAIMS CLOSED WITH LOSS PAYMENT DIRECT AND ASSUMED AT YEAR END									
	1	2	3	4	5	6	7	8	9	10
	2005	2006	2007	2008	2009	2010	2011	2012	2013	2014
1. Prior.....	4	34	65	19	24	27	11	11	5	10
2. 2005.....										
3. 2006.....	XXX									
4. 2007.....	XXX	XXX								
5. 2008.....	XXX	XXX	XXX							
6. 2009.....	XXX	XXX	XXX	XXX						
7. 2010.....	XXX	XXX	XXX	XXX	XXX					
8. 2011.....	XXX	XXX	XXX	XXX	XXX	XXX				
9. 2012.....	XXX	XXX	XXX	XXX	XXX	XXX	XXX			
10. 2013.....	XXX	XXX	XXX	XXX	XXX	XXX	XXX	XXX		
11. 2014.....	XXX	XXX	XXX	XXX	XXX	XXX	XXX	XXX	XXX	

SECTION 2A

Years in Years in Which Premiums Were Earned and Losses Were Incurred	NUMBER OF CLAIMS OUTSTANDING DIRECT AND ASSUMED AT YEAR END									
	1	2	3	4	5	6	7	8	9	10
	2005	2006	2007	2008	2009	2010	2011	2012	2013	2014
1. Prior.....	353	338	186	168	135	111	90	79	76	65
2. 2005.....										
3. 2006.....	XXX									
4. 2007.....	XXX	XXX								
5. 2008.....	XXX	XXX	XXX							
6. 2009.....	XXX	XXX	XXX	XXX						
7. 2010.....	XXX	XXX	XXX	XXX	XXX					
8. 2011.....	XXX	XXX	XXX	XXX	XXX	XXX				
9. 2012.....	XXX	XXX	XXX	XXX	XXX	XXX	XXX			
10. 2013.....	XXX	XXX	XXX	XXX	XXX	XXX	XXX	XXX		
11. 2014.....	XXX	XXX	XXX	XXX	XXX	XXX	XXX	XXX	XXX	

SECTION 3A

Years in Years in Which Premiums Were Earned and Losses Were Incurred	CUMULATIVE NUMBER OF CLAIMS REPORTED DIRECT AND ASSUMED AT YEAR END									
	1	2	3	4	5	6	7	8	9	10
	2005	2006	2007	2008	2009	2010	2011	2012	2013	2014
1. Prior.....		63	(53)	22	10	14	16	18	14	19
2. 2005.....										
3. 2006.....	XXX									
4. 2007.....	XXX	XXX								
5. 2008.....	XXX	XXX	XXX							
6. 2009.....	XXX	XXX	XXX	XXX						
7. 2010.....	XXX	XXX	XXX	XXX	XXX					
8. 2011.....	XXX	XXX	XXX	XXX	XXX	XXX				
9. 2012.....	XXX	XXX	XXX	XXX	XXX	XXX	XXX			
10. 2013.....	XXX	XXX	XXX	XXX	XXX	XXX	XXX	XXX		
11. 2014.....	XXX	XXX	XXX	XXX	XXX	XXX	XXX	XXX	XXX	

ANNUAL STATEMENT FOR THE YEAR 2014 OF THE NATIONWIDE INDEMNITY COMPANY

SCHEDULE P - PART 5F - MEDICAL PROFESSIONAL LIABILITY - CLAIMS-MADE

SECTION 1B

Years in Years in Which Premiums Were Earned and Losses Were Incurred	CUMULATIVE NUMBER OF CLAIMS CLOSED WITH LOSS PAYMENT DIRECT AND ASSUMED AT YEAR END									
	1	2	3	4	5	6	7	8	9	10
	2005	2006	2007	2008	2009	2010	2011	2012	2013	2014
1. Prior.....		1								
2. 2005.....										
3. 2006.....	XXX									
4. 2007.....	XXX	XXX								
5. 2008.....	XXX	XXX	XXX							
6. 2009.....	XXX	XXX	XXX	XXX						
7. 2010.....	XXX	XXX	XXX	XXX	XXX					
8. 2011.....	XXX	XXX	XXX	XXX	XXX	XXX				
9. 2012.....	XXX	XXX	XXX	XXX	XXX	XXX	XXX			
10. 2013.....	XXX	XXX	XXX	XXX	XXX	XXX	XXX	XXX		
11. 2014.....	XXX	XXX	XXX	XXX	XXX	XXX	XXX	XXX	XXX	

SECTION 2B

Years in Years in Which Premiums Were Earned and Losses Were Incurred	NUMBER OF CLAIMS OUTSTANDING DIRECT AND ASSUMED AT YEAR END									
	1	2	3	4	5	6	7	8	9	10
	2005	2006	2007	2008	2009	2010	2011	2012	2013	2014
1. Prior.....	2		4							5
2. 2005.....										
3. 2006.....	XXX									
4. 2007.....	XXX	XXX								
5. 2008.....	XXX	XXX	XXX							
6. 2009.....	XXX	XXX	XXX	XXX						
7. 2010.....	XXX	XXX	XXX	XXX	XXX					
8. 2011.....	XXX	XXX	XXX	XXX	XXX	XXX				
9. 2012.....	XXX	XXX	XXX	XXX	XXX	XXX	XXX			
10. 2013.....	XXX	XXX	XXX	XXX	XXX	XXX	XXX	XXX		
11. 2014.....	XXX	XXX	XXX	XXX	XXX	XXX	XXX	XXX	XXX	

SECTION 3B

Years in Years in Which Premiums Were Earned and Losses Were Incurred	CUMULATIVE NUMBER OF CLAIMS REPORTED DIRECT AND ASSUMED AT YEAR END									
	1	2	3	4	5	6	7	8	9	10
	2005	2006	2007	2008	2009	2010	2011	2012	2013	2014
1. Prior.....			4							11
2. 2005.....										
3. 2006.....	XXX									
4. 2007.....	XXX	XXX								
5. 2008.....	XXX	XXX	XXX							
6. 2009.....	XXX	XXX	XXX	XXX						
7. 2010.....	XXX	XXX	XXX	XXX	XXX					
8. 2011.....	XXX	XXX	XXX	XXX	XXX	XXX				
9. 2012.....	XXX	XXX	XXX	XXX	XXX	XXX	XXX			
10. 2013.....	XXX	XXX	XXX	XXX	XXX	XXX	XXX	XXX		
11. 2014.....	XXX	XXX	XXX	XXX	XXX	XXX	XXX	XXX	XXX	

ANNUAL STATEMENT FOR THE YEAR 2014 OF THE NATIONWIDE INDEMNITY COMPANY

SCHEDULE P - PART 5H - OTHER LIABILITY - OCCURRENCE

SECTION 1A

Years in Years in Which Premiums Were Earned and Losses Were Incurred	CUMULATIVE NUMBER OF CLAIMS CLOSED WITH LOSS PAYMENT DIRECT AND ASSUMED AT YEAR END									
	1	2	3	4	5	6	7	8	9	10
	2005	2006	2007	2008	2009	2010	2011	2012	2013	2014
1. Prior.....	18,730	977	1,594	1,617	5,085	2,026	2,311	1,746	3,402	2,200
2. 2005.....										
3. 2006.....	XXX									
4. 2007.....	XXX	XXX								
5. 2008.....	XXX	XXX	XXX							
6. 2009.....	XXX	XXX	XXX	XXX						
7. 2010.....	XXX	XXX	XXX	XXX	XXX					
8. 2011.....	XXX	XXX	XXX	XXX	XXX	XXX				
9. 2012.....	XXX	XXX	XXX	XXX	XXX	XXX	XXX			
10. 2013.....	XXX	XXX	XXX	XXX	XXX	XXX	XXX	XXX		
11. 2014.....	XXX	XXX	XXX	XXX	XXX	XXX	XXX	XXX	XXX	

SECTION 2A

Years in Years in Which Premiums Were Earned and Losses Were Incurred	NUMBER OF CLAIMS OUTSTANDING DIRECT AND ASSUMED AT YEAR END									
	1	2	3	4	5	6	7	8	9	10
	2005	2006	2007	2008	2009	2010	2011	2012	2013	2014
1. Prior.....	43,792	41,132	36,064	37,302	34,474	34,257	33,452	33,555	31,524	30,336
2. 2005.....										
3. 2006.....	XXX									
4. 2007.....	XXX	XXX								
5. 2008.....	XXX	XXX	XXX							
6. 2009.....	XXX	XXX	XXX	XXX						
7. 2010.....	XXX	XXX	XXX	XXX	XXX					
8. 2011.....	XXX	XXX	XXX	XXX	XXX	XXX				
9. 2012.....	XXX	XXX	XXX	XXX	XXX	XXX	XXX			
10. 2013.....	XXX	XXX	XXX	XXX	XXX	XXX	XXX	XXX		
11. 2014.....	XXX	XXX	XXX	XXX	XXX	XXX	XXX	XXX	XXX	

SECTION 3A

Years in Years in Which Premiums Were Earned and Losses Were Incurred	CUMULATIVE NUMBER OF CLAIMS REPORTED DIRECT AND ASSUMED AT YEAR END									
	1	2	3	4	5	6	7	8	9	10
	2005	2006	2007	2008	2009	2010	2011	2012	2013	2014
1. Prior.....	6,124	2,810	2,034	8,113	7,959	7,413	7,507	7,955	9,581	8,339
2. 2005.....										
3. 2006.....	XXX									
4. 2007.....	XXX	XXX								
5. 2008.....	XXX	XXX	XXX							
6. 2009.....	XXX	XXX	XXX	XXX						
7. 2010.....	XXX	XXX	XXX	XXX	XXX					
8. 2011.....	XXX	XXX	XXX	XXX	XXX	XXX				
9. 2012.....	XXX	XXX	XXX	XXX	XXX	XXX	XXX			
10. 2013.....	XXX	XXX	XXX	XXX	XXX	XXX	XXX	XXX		
11. 2014.....	XXX	XXX	XXX	XXX	XXX	XXX	XXX	XXX	XXX	

ANNUAL STATEMENT FOR THE YEAR 2014 OF THE NATIONWIDE INDEMNITY COMPANY

SCHEDULE P - PART 5H - OTHER LIABILITY - CLAIMS-MADE

SECTION 1B

Years in Years in Which Premiums Were Earned and Losses Were Incurred	CUMULATIVE NUMBER OF CLAIMS CLOSED WITH LOSS PAYMENT DIRECT AND ASSUMED AT YEAR END									
	1	2	3	4	5	6	7	8	9	10
	2005	2006	2007	2008	2009	2010	2011	2012	2013	2014
1. Prior.....		19	125	20	48	19	15	12	3	1
2. 2005.....										
3. 2006.....	XXX									
4. 2007.....	XXX	XXX								
5. 2008.....	XXX	XXX	XXX							
6. 2009.....	XXX	XXX	XXX	XXX						
7. 2010.....	XXX	XXX	XXX	XXX	XXX					
8. 2011.....	XXX	XXX	XXX	XXX	XXX	XXX				
9. 2012.....	XXX	XXX	XXX	XXX	XXX	XXX	XXX			
10. 2013.....	XXX	XXX	XXX	XXX	XXX	XXX	XXX	XXX		
11. 2014.....	XXX	XXX	XXX	XXX	XXX	XXX	XXX	XXX	XXX	

SECTION 2B

Years in Years in Which Premiums Were Earned and Losses Were Incurred	NUMBER OF CLAIMS OUTSTANDING DIRECT AND ASSUMED AT YEAR END									
	1	2	3	4	5	6	7	8	9	10
	2005	2006	2007	2008	2009	2010	2011	2012	2013	2014
1. Prior.....	305	290	158	179	146	124	94	60	53	50
2. 2005.....										
3. 2006.....	XXX									
4. 2007.....	XXX	XXX								
5. 2008.....	XXX	XXX	XXX							
6. 2009.....	XXX	XXX	XXX	XXX						
7. 2010.....	XXX	XXX	XXX	XXX	XXX					
8. 2011.....	XXX	XXX	XXX	XXX	XXX	XXX				
9. 2012.....	XXX	XXX	XXX	XXX	XXX	XXX	XXX			
10. 2013.....	XXX	XXX	XXX	XXX	XXX	XXX	XXX	XXX		
11. 2014.....	XXX	XXX	XXX	XXX	XXX	XXX	XXX	XXX	XXX	

SECTION 3B

Years in Years in Which Premiums Were Earned and Losses Were Incurred	CUMULATIVE NUMBER OF CLAIMS REPORTED DIRECT AND ASSUMED AT YEAR END									
	1	2	3	4	5	6	7	8	9	10
	2005	2006	2007	2008	2009	2010	2011	2012	2013	2014
1. Prior.....		34	31	49	20	20	5	19	19	7
2. 2005.....										
3. 2006.....	XXX									
4. 2007.....	XXX	XXX								
5. 2008.....	XXX	XXX	XXX							
6. 2009.....	XXX	XXX	XXX	XXX						
7. 2010.....	XXX	XXX	XXX	XXX	XXX					
8. 2011.....	XXX	XXX	XXX	XXX	XXX	XXX				
9. 2012.....	XXX	XXX	XXX	XXX	XXX	XXX	XXX			
10. 2013.....	XXX	XXX	XXX	XXX	XXX	XXX	XXX	XXX		
11. 2014.....	XXX	XXX	XXX	XXX	XXX	XXX	XXX	XXX	XXX	

ANNUAL STATEMENT FOR THE YEAR 2014 OF THE NATIONWIDE INDEMNITY COMPANY

SCHEDULE P - PART 5R - PRODUCTS LIABILITY - OCCURRENCE

SECTION 1A

Years in Years in Which Premiums Were Earned and Losses Were Incurred	CUMULATIVE NUMBER OF CLAIMS CLOSED WITH LOSS PAYMENT DIRECT AND ASSUMED AT YEAR END									
	1	2	3	4	5	6	7	8	9	10
	2005	2006	2007	2008	2009	2010	2011	2012	2013	2014
1. Prior.....	18,929	800	11,866	11,236	14,256	10,892	11,808	18,205	15,312	12,851
2. 2005.....										
3. 2006.....	XXX									
4. 2007.....	XXX	XXX								
5. 2008.....	XXX	XXX	XXX							
6. 2009.....	XXX	XXX	XXX	XXX						
7. 2010.....	XXX	XXX	XXX	XXX	XXX					
8. 2011.....	XXX	XXX	XXX	XXX	XXX	XXX				
9. 2012.....	XXX	XXX	XXX	XXX	XXX	XXX	XXX			
10. 2013.....	XXX	XXX	XXX	XXX	XXX	XXX	XXX	XXX		
11. 2014.....	XXX	XXX	XXX	XXX	XXX	XXX	XXX	XXX	XXX	

SECTION 2A

Years in Years in Which Premiums Were Earned and Losses Were Incurred	NUMBER OF CLAIMS OUTSTANDING DIRECT AND ASSUMED AT YEAR END									
	1	2	3	4	5	6	7	8	9	10
	2005	2006	2007	2008	2009	2010	2011	2012	2013	2014
1. Prior.....	159,733	161,360	163,090	160,067	148,523	145,874	139,591	121,412	105,800	106,796
2. 2005.....										
3. 2006.....	XXX									
4. 2007.....	XXX	XXX								
5. 2008.....	XXX	XXX	XXX							
6. 2009.....	XXX	XXX	XXX	XXX						
7. 2010.....	XXX	XXX	XXX	XXX	XXX					
8. 2011.....	XXX	XXX	XXX	XXX	XXX	XXX				
9. 2012.....	XXX	XXX	XXX	XXX	XXX	XXX	XXX			
10. 2013.....	XXX	XXX	XXX	XXX	XXX	XXX	XXX	XXX		
11. 2014.....	XXX	XXX	XXX	XXX	XXX	XXX	XXX	XXX	XXX	

SECTION 3A

Years in Years in Which Premiums Were Earned and Losses Were Incurred	CUMULATIVE NUMBER OF CLAIMS REPORTED DIRECT AND ASSUMED AT YEAR END									
	1	2	3	4	5	6	7	8	9	10
	2005	2006	2007	2008	2009	2010	2011	2012	2013	2014
1. Prior.....	38,620	4,661	34,553	17,672	17,900	19,670	19,985	21,802	23,518	23,054
2. 2005.....										
3. 2006.....	XXX									
4. 2007.....	XXX	XXX								
5. 2008.....	XXX	XXX	XXX							
6. 2009.....	XXX	XXX	XXX	XXX						
7. 2010.....	XXX	XXX	XXX	XXX	XXX					
8. 2011.....	XXX	XXX	XXX	XXX	XXX	XXX				
9. 2012.....	XXX	XXX	XXX	XXX	XXX	XXX	XXX			
10. 2013.....	XXX	XXX	XXX	XXX	XXX	XXX	XXX	XXX		
11. 2014.....	XXX	XXX	XXX	XXX	XXX	XXX	XXX	XXX	XXX	

ANNUAL STATEMENT FOR THE YEAR 2014 OF THE NATIONWIDE INDEMNITY COMPANY

SCHEDULE P - PART 5R - PRODUCTS LIABILITY - CLAIMS-MADE

SECTION 1B

Years in Years in Which Premiums Were Earned and Losses Were Incurred	CUMULATIVE NUMBER OF CLAIMS CLOSED WITH LOSS PAYMENT DIRECT AND ASSUMED AT YEAR END									
	1	2	3	4	5	6	7	8	9	10
	2005	2006	2007	2008	2009	2010	2011	2012	2013	2014
1. Prior.....			2	2	7	2	6	3	12	14
2. 2005.....										
3. 2006.....	XXX									
4. 2007.....	XXX	XXX								
5. 2008.....	XXX	XXX	XXX							
6. 2009.....	XXX	XXX	XXX	XXX						
7. 2010.....	XXX	XXX	XXX	XXX	XXX					
8. 2011.....	XXX	XXX	XXX	XXX	XXX	XXX				
9. 2012.....	XXX	XXX	XXX	XXX	XXX	XXX	XXX			
10. 2013.....	XXX	XXX	XXX	XXX	XXX	XXX	XXX	XXX		
11. 2014.....	XXX	XXX	XXX	XXX	XXX	XXX	XXX	XXX	XXX	

SECTION 2B

Years in Years in Which Premiums Were Earned and Losses Were Incurred	NUMBER OF CLAIMS OUTSTANDING DIRECT AND ASSUMED AT YEAR END									
	1	2	3	4	5	6	7	8	9	10
	2005	2006	2007	2008	2009	2010	2011	2012	2013	2014
1. Prior.....	8	31	188	161	155	109	93	72	72	54
2. 2005.....										
3. 2006.....	XXX									
4. 2007.....	XXX	XXX								
5. 2008.....	XXX	XXX	XXX							
6. 2009.....	XXX	XXX	XXX	XXX						
7. 2010.....	XXX	XXX	XXX	XXX	XXX					
8. 2011.....	XXX	XXX	XXX	XXX	XXX	XXX				
9. 2012.....	XXX	XXX	XXX	XXX	XXX	XXX	XXX			
10. 2013.....	XXX	XXX	XXX	XXX	XXX	XXX	XXX	XXX		
11. 2014.....	XXX	XXX	XXX	XXX	XXX	XXX	XXX	XXX	XXX	

SECTION 3B

Years in Years in Which Premiums Were Earned and Losses Were Incurred	CUMULATIVE NUMBER OF CLAIMS REPORTED DIRECT AND ASSUMED AT YEAR END									
	1	2	3	4	5	6	7	8	9	10
	2005	2006	2007	2008	2009	2010	2011	2012	2013	2014
1. Prior.....		24	161	(23)	7	18	10	6	27	16
2. 2005.....										
3. 2006.....	XXX									
4. 2007.....	XXX	XXX								
5. 2008.....	XXX	XXX	XXX							
6. 2009.....	XXX	XXX	XXX	XXX						
7. 2010.....	XXX	XXX	XXX	XXX	XXX					
8. 2011.....	XXX	XXX	XXX	XXX	XXX	XXX				
9. 2012.....	XXX	XXX	XXX	XXX	XXX	XXX	XXX			
10. 2013.....	XXX	XXX	XXX	XXX	XXX	XXX	XXX	XXX		
11. 2014.....	XXX	XXX	XXX	XXX	XXX	XXX	XXX	XXX	XXX	

Schedule P - Part 5T - Warranty - Section 1

N O N E

Schedule P - Part 5T - Warranty - Section 2

N O N E

Schedule P - Part 5T - Warranty - Section 3

N O N E

ANNUAL STATEMENT FOR THE YEAR 2014 OF THE NATIONWIDE INDEMNITY COMPANY

SCHEDULE P - PART 6C - COMMERCIAL AUTO/TRUCK LIABILITY/MEDICAL

SECTION 1

Years in Which Premiums Were Earned and Losses Were Incurred	CUMULATIVE PREMIUMS EARNED DIRECT AND ASSUMED AT YEAR END (\$000 OMITTED)										11 Current Year Premiums Earned
	1	2	3	4	5	6	7	8	9	10	
	2005	2006	2007	2008	2009	2010	2011	2012	2013	2014	
1. Prior.....											
2. 2005.....	(2)	(2)	(2)	(2)	(2)	(2)	(2)	(2)	(2)	(2)	
3. 2006.....	XXX	(100)	(100)	(100)	(100)	(100)	(100)	(100)	(100)	(100)	
4. 2007.....	XXX	XXX	96	96	96	96	96	96	96	96	
5. 2008.....	XXX	XXX	XXX	(6)	(6)	(6)	(6)	(6)	(6)	(6)	
6. 2009.....	XXX	XXX	XXX	XXX	(58)	(58)	(58)	(58)	(58)	(58)	
7. 2010.....	XXX	XXX	XXX	XXX	XXX	(43)	(43)	(43)	(43)	(43)	
8. 2011.....	XXX	XXX	XXX	XXX	XXX	XXX	(18)	(18)	(18)	(18)	
9. 2012.....	XXX	XXX	XXX	XXX	XXX	XXX	XXX	(8)	(8)	(8)	
10. 2013.....	XXX	XXX	XXX	XXX	XXX	XXX	XXX	XXX	(38)	(38)	
11. 2014.....	XXX	XXX	XXX	XXX	XXX	XXX	XXX	XXX	XXX	(13)	(13)
12. Totals.....	XXX	XXX	XXX	XXX	XXX	XXX	XXX	XXX	XXX	XXX	(13)
13. Earned Premiums (Sch P-Pt. 1)	(2)	(100)	96	(6)	(58)	(43)	(18)	(8)	(38)	(13)	XXX

SECTION 2

Years in Which Premiums Were Earned and Losses Were Incurred	CUMULATIVE PREMIUMS EARNED CEDED AT YEAR END (\$000 OMITTED)										11 Current Year Premiums Earned
	1	2	3	4	5	6	7	8	9	10	
	2005	2006	2007	2008	2009	2010	2011	2012	2013	2014	
1. Prior.....											
2. 2005.....											
3. 2006.....	XXX										
4. 2007.....	XXX	XXX									
5. 2008.....	XXX	XXX	XXX	XXX							
6. 2009.....	XXX	XXX	XXX	XXX	XXX	XXX	XXX	XXX	XXX	XXX	
7. 2010.....	XXX	XXX	XXX	XXX	XXX	XXX	XXX	XXX	XXX	XXX	
8. 2011.....	XXX	XXX	XXX	XXX	XXX	XXX	XXX	XXX	XXX	XXX	
9. 2012.....	XXX	XXX	XXX	XXX	XXX	XXX	XXX	XXX	XXX	XXX	
10. 2013.....	XXX	XXX	XXX	XXX	XXX	XXX	XXX	XXX	XXX	XXX	
11. 2014.....	XXX	XXX	XXX	XXX	XXX	XXX	XXX	XXX	XXX	XXX	
12. Totals.....	XXX	XXX	XXX	XXX	XXX	XXX	XXX	XXX	XXX	XXX	
13. Earned Premiums (Sch P-Pt. 1)											XXX

SCHEDULE P - PART 6D - WORKERS' COMPENSATION

(EXCLUDING EXCESS WORKERS' COMPENSATION)

SECTION 1

Years in Which Premiums Were Earned and Losses Were Incurred	CUMULATIVE PREMIUMS EARNED DIRECT AND ASSUMED AT YEAR END (\$000 OMITTED)										11 Current Year Premiums Earned
	1	2	3	4	5	6	7	8	9	10	
	2005	2006	2007	2008	2009	2010	2011	2012	2013	2014	
1. Prior.....											
2. 2005.....	62	62	62	62	62	62	62	62	62	62	
3. 2006.....	XXX	32	32	32	32	32	32	32	32	32	
4. 2007.....	XXX	XXX	28	28	28	28	28	28	28	28	
5. 2008.....	XXX	XXX	XXX	130	130	130	130	130	130	130	
6. 2009.....	XXX	XXX	XXX	XXX	(1)	(1)	(1)	(1)	(1)	(1)	
7. 2010.....	XXX	XXX	XXX	XXX	XXX	62	62	62	62	62	
8. 2011.....	XXX	XXX	XXX	XXX	XXX	XXX	(7)	(7)	(7)	(7)	
9. 2012.....	XXX	XXX	XXX	XXX	XXX	XXX	XXX	(1)	(1)	(1)	
10. 2013.....	XXX	XXX	XXX	XXX	XXX	XXX	XXX	XXX	11	11	
11. 2014.....	XXX	XXX	XXX	XXX	XXX	XXX	XXX	XXX	XXX	9	9
12. Totals.....	XXX	XXX	XXX	XXX	XXX	XXX	XXX	XXX	XXX	XXX	9
13. Earned Premiums (Sch P-Pt. 1)	62	32	28	130	(1)	62	(7)	(1)	11	9	XXX

SECTION 2

Years in Which Premiums Were Earned and Losses Were Incurred	CUMULATIVE PREMIUMS EARNED CEDED AT YEAR END (\$000 OMITTED)										11 Current Year Premiums Earned
	1	2	3	4	5	6	7	8	9	10	
	2005	2006	2007	2008	2009	2010	2011	2012	2013	2014	
1. Prior.....											
2. 2005.....											
3. 2006.....	XXX										
4. 2007.....	XXX	XXX									
5. 2008.....	XXX	XXX	XXX	XXX							
6. 2009.....	XXX	XXX	XXX	XXX	XXX	XXX	XXX	XXX	XXX	XXX	
7. 2010.....	XXX	XXX	XXX	XXX	XXX	XXX	XXX	XXX	XXX	XXX	
8. 2011.....	XXX	XXX	XXX	XXX	XXX	XXX	XXX	XXX	XXX	XXX	
9. 2012.....	XXX	XXX	XXX	XXX	XXX	XXX	XXX	XXX	XXX	XXX	
10. 2013.....	XXX	XXX	XXX	XXX	XXX	XXX	XXX	XXX	XXX	XXX	
11. 2014.....	XXX	XXX	XXX	XXX	XXX	XXX	XXX	XXX	XXX	XXX	
12. Totals.....	XXX	XXX	XXX	XXX	XXX	XXX	XXX	XXX	XXX	XXX	
13. Earned Premiums (Sch P-Pt. 1)											XXX

ANNUAL STATEMENT FOR THE YEAR 2014 OF THE NATIONWIDE INDEMNITY COMPANY

SCHEDULE P - PART 6E - COMMERCIAL MULTIPLE PERIL

SECTION 1

Years in Which Premiums Were Earned and Losses Were Incurred	CUMULATIVE PREMIUMS EARNED DIRECT AND ASSUMED AT YEAR END (\$000 OMITTED)										11 Current Year Premiums Earned
	1	2	3	4	5	6	7	8	9	10	
	2005	2006	2007	2008	2009	2010	2011	2012	2013	2014	
1. Prior.....											
2. 2005.....	7	7	7	7	7	7	7	7	7	7	
3. 2006.....	XXX	7	7	7	7	7	7	7	7	7	
4. 2007.....	XXX	XXX	1	1	1	1	1	1	1	1	
5. 2008.....	XXX	XXX	XXX								
6. 2009.....	XXX	XXX	XXX	XXX	(3)	(3)	(3)	(3)	(3)	(3)	
7. 2010.....	XXX	XXX	XXX	XXX	XXX	(3)	(3)	(3)	(3)	(3)	
8. 2011.....	XXX	XXX	XXX	XXX	XXX	XXX					
9. 2012.....	XXX	XXX	XXX	XXX	XXX	XXX	XXX				
10. 2013.....	XXX	XXX	XXX	XXX	XXX	XXX	XXX	XXX			
11. 2014.....	XXX	XXX	XXX	XXX	XXX	XXX	XXX	XXX	XXX		
12. Totals.....	XXX	XXX	XXX	XXX	XXX	XXX	XXX	XXX	XXX	XXX	
13. Earned Premiums (Sch P-Pt. 1)	7	7	1		(3)	(3)					XXX

SECTION 2

Years in Which Premiums Were Earned and Losses Were Incurred	CUMULATIVE PREMIUMS EARNED CEDED AT YEAR END (\$000 OMITTED)										11 Current Year Premiums Earned
	1	2	3	4	5	6	7	8	9	10	
	2005	2006	2007	2008	2009	2010	2011	2012	2013	2014	
1. Prior.....											
2. 2005.....											
3. 2006.....	XXX										
4. 2007.....	XXX	XXX									
5. 2008.....	XXX	XXX									
6. 2009.....	XXX	XXX	XXX	XXX							
7. 2010.....	XXX	XXX	XXX	XXX	XX						
8. 2011.....	XXX	XXX	XXX	XXX	XX	XX					
9. 2012.....	XXX	XXX	XXX	XXX	XX	XXX	XXX				
10. 2013.....	XXX	XXX	XXX	XXX	XXX	XXX	XXX	XXX			
11. 2014.....	XXX	XXX	XXX	XXX	XXX	XXX	XXX	XXX	XXX		
12. Totals.....	XXX	XXX	XXX	XXX	XXX	XXX	XXX	XXX	XXX	XXX	
13. Earned Premiums (Sch P-Pt. 1)											XXX

SCHEDULE P - PART 6H - OTHER LIABILITY - OCCURRENCE

SECTION 1A

Years in Which Premiums Were Earned and Losses Were Incurred	CUMULATIVE PREMIUMS EARNED DIRECT AND ASSUMED AT YEAR END (\$000 OMITTED)										11 Current Year Premiums Earned
	1	2	3	4	5	6	7	8	9	10	
	2005	2006	2007	2008	2009	2010	2011	2012	2013	2014	
1. Prior.....											
2. 2005.....	2,448	2,448	2,448	2,448	2,448	2,448	2,448	2,448	2,448	2,448	
3. 2006.....	XXX	(518)	(518)	(518)	(518)	(518)	(518)	(518)	(518)	(518)	
4. 2007.....	XXX	XXX	1,509	1,509	1,509	1,509	1,509	1,509	1,509	1,509	
5. 2008.....	XXX	XXX	XXX	1,114	1,114	1,114	1,114	1,114	1,114	1,114	
6. 2009.....	XXX	XXX	XXX	XXX	3,887	3,887	3,887	3,887	3,887	3,887	
7. 2010.....	XXX	XXX	XXX	XXX	XXX	908	908	908	908	908	
8. 2011.....	XXX	XXX	XXX	XXX	XXX	XXX	530	530	530	530	
9. 2012.....	XXX	XXX	XXX	XXX	XXX	XXX	XXX	1,570	1,570	1,570	
10. 2013.....	XXX	XXX	XXX	XXX	XXX	XXX	XXX	XXX	553	553	
11. 2014.....	XXX	XXX	XXX	XXX	XXX	XXX	XXX	XXX	XXX	(462)	(462)
12. Totals.....	XXX	XXX	XXX	XXX	XXX	XXX	XXX	XXX	XXX	XXX	(462)
13. Earned Premiums (Sch P-Pt. 1)	2,448	(518)	1,509	1,114	3,887	908	530	1,570	553	(462)	XXX

SECTION 2A

Years in Which Premiums Were Earned and Losses Were Incurred	CUMULATIVE PREMIUMS EARNED CEDED AT YEAR END (\$000 OMITTED)										11 Current Year Premiums Earned
	1	2	3	4	5	6	7	8	9	10	
	2005	2006	2007	2008	2009	2010	2011	2012	2013	2014	
1. Prior.....											
2. 2005.....											
3. 2006.....	XXX										
4. 2007.....	XXX	XXX									
5. 2008.....	XXX	XXX									
6. 2009.....	XXX	XXX	XXX	XXX							
7. 2010.....	XXX	XXX	XXX	XXX	XX						
8. 2011.....	XXX	XXX	XXX	XXX	XX	XX					
9. 2012.....	XXX	XXX	XXX	XXX	XX	XXX	XXX				
10. 2013.....	XXX	XXX	XXX	XXX	XXX	XXX	XXX	XXX			
11. 2014.....	XXX	XXX	XXX	XXX	XXX	XXX	XXX	XXX	XXX		
12. Totals.....	XXX	XXX	XXX	XXX	XXX	XXX	XXX	XXX	XXX	XXX	
13. Earned Premiums (Sch P-Pt. 1)											XXX

ANNUAL STATEMENT FOR THE YEAR 2014 OF THE NATIONWIDE INDEMNITY COMPANY

SCHEDULE P - PART 6H - OTHER LIABILITY - CLAIMS-MADE

SECTION 1B

Years in Which Premiums Were Earned and Losses Were Incurred	CUMULATIVE PREMIUMS EARNED DIRECT AND ASSUMED AT YEAR END (\$000 OMITTED)										11 Current Year Premiums Earned
	1	2	3	4	5	6	7	8	9	10	
	2005	2006	2007	2008	2009	2010	2011	2012	2013	2014	
1. Prior.....											
2. 2005.....											
3. 2006.....	XXX										
4. 2007.....	XXX	XXX									
5. 2008.....	XXX	XXX	XXX	XXX							
6. 2009.....	XXX	XXX	XXX	XXX	XXX						
7. 2010.....	XXX	XXX	XXX	XXX	XXX	XXX					
8. 2011.....	XXX	XXX	XXX	XXX	XXX	XXX	XXX				
9. 2012.....	XXX	XXX	XXX	XXX	XXX	XXX	XXX	XXX			
10. 2013.....	XXX	XXX	XXX	XXX	XXX	XXX	XXX	XXX	XXX		
11. 2014.....	XXX	XXX	XXX	XXX	XXX	XXX	XXX	XXX	XXX	XXX	
12. Totals.....	XXX	XXX	XXX	XXX	XXX	XXX	XXX	XXX	XXX	XXX	
13. Earned Premiums (Sch P-Pt. 1)											XXX

SECTION 2B

Years in Which Premiums Were Earned and Losses Were Incurred	CUMULATIVE PREMIUMS EARNED CEDED AT YEAR END (\$000 OMITTED)										11 Current Year Premiums Earned
	1	2	3	4	5	6	7	8	9	10	
	2005	2006	2007	2008	2009	2010	2011	2012	2013	2014	
1. Prior.....											
2. 2005.....											
3. 2006.....	XXX										
4. 2007.....	XXX	XXX									
5. 2008.....	XXX	XXX	XXX	XXX							
6. 2009.....	XXX	XXX	XXX	XXX	XXX						
7. 2010.....	XXX	XXX	XXX	XXX	XXX	XXX					
8. 2011.....	XXX	XXX	XXX	XXX	XXX	XXX	XXX				
9. 2012.....	XXX	XXX	XXX	XXX	XXX	XXX	XXX	XXX			
10. 2013.....	XXX	XXX	XXX	XXX	XXX	XXX	XXX	XXX	XXX		
11. 2014.....	XXX	XXX	XXX	XXX	XXX	XXX	XXX	XXX	XXX	XXX	
12. Totals.....	XXX	XXX	XXX	XXX	XXX	XXX	XXX	XXX	XXX	XXX	
13. Earned Premiums (Sch P-Pt. 1)											XXX

SCHEDULE P - PART 6M - INTERNATIONAL

SECTION 1

Years in Which Premiums Were Earned and Losses Were Incurred	CUMULATIVE PREMIUMS EARNED DIRECT AND ASSUMED AT YEAR END (\$000 OMITTED)										11 Current Year Premiums Earned
	1	2	3	4	5	6	7	8	9	10	
	2005	2006	2007	2008	2009	2010	2011	2012	2013	2014	
1. Prior.....											
2. 2005.....	738	738	738	738	738	738	738	738	738	738	
3. 2006.....	XXX	128	128	128	128	128	128	128	128	128	
4. 2007.....	XXX	XXX	215	215	215	215	215	215	215	215	
5. 2008.....	XXX	XXX	XXX	109	109	109	109	109	109	109	
6. 2009.....	XXX	XXX	XXX	XXX	20	20	20	20	20	20	
7. 2010.....	XXX	XXX	XXX	XXX	XXX	49	49	49	49	49	
8. 2011.....	XXX	XXX	XXX	XXX	XXX	XXX	89	89	89	89	
9. 2012.....	XXX	XXX	XXX	XXX	XXX	XXX	XXX	5	5	5	
10. 2013.....	XXX	XXX	XXX	XXX	XXX	XXX	XXX	XXX	34	34	
11. 2014.....	XXX	XXX	XXX	XXX	XXX	XXX	XXX	XXX	XXX	79	79
12. Totals.....	XXX	XXX	XXX	XXX	XXX	XXX	XXX	XXX	XXX	XXX	79
13. Earned Premiums (Sch P-Pt. 1)	738	128	215	109	20	49	89	5	34	79	XXX

SECTION 2

Years in Which Premiums Were Earned and Losses Were Incurred	CUMULATIVE PREMIUMS EARNED CEDED AT YEAR END (\$000 OMITTED)										11 Current Year Premiums Earned
	1	2	3	4	5	6	7	8	9	10	
	2005	2006	2007	2008	2009	2010	2011	2012	2013	2014	
1. Prior.....											
2. 2005.....											
3. 2006.....	XXX										
4. 2007.....	XXX	XXX									
5. 2008.....	XXX	XXX	XXX	XXX							
6. 2009.....	XXX	XXX	XXX	XXX	XXX						
7. 2010.....	XXX	XXX	XXX	XXX	XXX	XXX					
8. 2011.....	XXX	XXX	XXX	XXX	XXX	XXX	XXX				
9. 2012.....	XXX	XXX	XXX	XXX	XXX	XXX	XXX	XXX			
10. 2013.....	XXX	XXX	XXX	XXX	XXX	XXX	XXX	XXX	XXX		
11. 2014.....	XXX	XXX	XXX	XXX	XXX	XXX	XXX	XXX	XXX	XXX	
12. Totals.....	XXX	XXX	XXX	XXX	XXX	XXX	XXX	XXX	XXX	XXX	
13. Earned Premiums (Sch P-Pt. 1)											XXX

ANNUAL STATEMENT FOR THE YEAR 2014 OF THE NATIONWIDE INDEMNITY COMPANY

SCHEDULE P - PART 6N - REINSURANCE - NONPROPORTIONAL ASSUMED PROPERTY

SECTION 1

Years in Which Premiums Were Earned and Losses Were Incurred	CUMULATIVE PREMIUMS EARNED DIRECT AND ASSUMED AT YEAR END (\$000 OMITTED)										11 Current Year Premiums Earned
	1	2	3	4	5	6	7	8	9	10	
	2005	2006	2007	2008	2009	2010	2011	2012	2013	2014	
1. Prior.....											
2. 2005.....	433	433	433	433	433	433	433	433	433	433	
3. 2006.....	XXX	18	18	18	18	18	18	18	18	18	
4. 2007.....	XXX	XXX	8	8	8	8	8	8	8	8	
5. 2008.....	XXX	XXX	XXX	42	42	42	42	42	42	42	
6. 2009.....	XXX	XXX	XXX	XXX	47	47	47	47	47	47	
7. 2010.....	XXX	XXX	XXX	XXX	XXX	(2)	(2)	(2)	(2)	(2)	
8. 2011.....	XXX	XXX	XXX	XXX	XXX	XXX	(4)	(4)	(4)	(4)	
9. 2012.....	XXX	XXX	XXX	XXX	XXX	XXX	XXX				
10. 2013.....	XXX	XXX	XXX	XXX	XXX	XXX	XXX	XXX			
11. 2014.....	XXX	XXX	XXX	XXX	XXX	XXX	XXX	XXX	XXX		
12. Totals.....	XXX	XXX	XXX	XXX	XXX	XXX	XXX	XXX	XXX	XXX	
13. Earned Premiums (Sch P-Pt. 1)	433	18	8	42	47	(2)	(4)				XXX

SECTION 2

Years in Which Premiums Were Earned and Losses Were Incurred	CUMULATIVE PREMIUMS EARNED CEDED AT YEAR END (\$000 OMITTED)										11 Current Year Premiums Earned
	1	2	3	4	5	6	7	8	9	10	
	2005	2006	2007	2008	2009	2010	2011	2012	2013	2014	
1. Prior.....											
2. 2005.....											
3. 2006.....	XXX										
4. 2007.....	XXX	XXX									
5. 2008.....	XXX	XXX	XXX								
6. 2009.....	XXX	XXX	XXX	XXX							
7. 2010.....	XXX	XXX	XXX	XXX	XX						
8. 2011.....	XXX	XXX	XXX	XXX	XX	XX					
9. 2012.....	XXX	XXX	XXX	XXX	XX	XXX	XXX				
10. 2013.....	XXX	XXX	XXX	XXX	XXX	XXX	XXX	XXX			
11. 2014.....	XXX	XXX	XXX	XXX	XXX	XXX	XXX	XXX	XXX		
12. Totals.....	XXX	XXX	XXX	XXX	XXX	XXX	XXX	XXX	XXX	XXX	
13. Earned Premiums (Sch P-Pt. 1)											XXX

SCHEDULE P - PART 6O - REINSURANCE - NONPROPORTIONAL ASSUMED LIABILITY

SECTION 1

Years in Which Premiums Were Earned and Losses Were Incurred	CUMULATIVE PREMIUMS EARNED DIRECT AND ASSUMED AT YEAR END (\$000 OMITTED)										11 Current Year Premiums Earned
	1	2	3	4	5	6	7	8	9	10	
	2005	2006	2007	2008	2009	2010	2011	2012	2013	2014	
1. Prior.....											
2. 2005.....	41	41	41	41	41	41	41	41	41	41	
3. 2006.....	XXX										
4. 2007.....	XXX	XXX	104	104	104	104	104	104	104	104	
5. 2008.....	XXX	XXX	XXX	7	7	7	7	7	7	7	
6. 2009.....	XXX	XXX	XXX	XXX	219	219	219	219	219	219	
7. 2010.....	XXX	XXX	XXX	XXX	XXX	226	226	226	226	226	
8. 2011.....	XXX	XXX	XXX	XXX	XXX	XXX	9	9	9	9	
9. 2012.....	XXX	XXX	XXX	XXX	XXX	XXX	XXX	(34)	(34)	(34)	
10. 2013.....	XXX	XXX	XXX	XXX	XXX	XXX	XXX	XXX	(43)	(43)	
11. 2014.....	XXX	XXX	XXX	XXX	XXX	XXX	XXX	XXX	XXX	8	8
12. Totals.....	XXX	XXX	XXX	XXX	XXX	XXX	XXX	XXX	XXX	XXX	8
13. Earned Premiums (Sch P-Pt. 1)	41		104	7	219	226	9	(34)	(43)	8	XXX

SECTION 2

Years in Which Premiums Were Earned and Losses Were Incurred	CUMULATIVE PREMIUMS EARNED CEDED AT YEAR END (\$000 OMITTED)										11 Current Year Premiums Earned
	1	2	3	4	5	6	7	8	9	10	
	2005	2006	2007	2008	2009	2010	2011	2012	2013	2014	
1. Prior.....											
2. 2005.....											
3. 2006.....	XXX										
4. 2007.....	XXX	XXX									
5. 2008.....	XXX	XXX	XXX								
6. 2009.....	XXX	XXX	XXX	XXX							
7. 2010.....	XXX	XXX	XXX	XXX	XX						
8. 2011.....	XXX	XXX	XXX	XXX	XX	XX					
9. 2012.....	XXX	XXX	XXX	XXX	XX	XXX	XXX				
10. 2013.....	XXX	XXX	XXX	XXX	XXX	XXX	XXX	XXX			
11. 2014.....	XXX	XXX	XXX	XXX	XXX	XXX	XXX	XXX	XXX		
12. Totals.....	XXX	XXX	XXX	XXX	XXX	XXX	XXX	XXX	XXX	XXX	
13. Earned Premiums (Sch P-Pt. 1)											XXX

ANNUAL STATEMENT FOR THE YEAR 2014 OF THE NATIONWIDE INDEMNITY COMPANY

SCHEDULE P - PART 6R - PRODUCTS LIABILITY - OCCURRENCE

SECTION 1A

Years in Which Premiums Were Earned and Losses Were Incurred	CUMULATIVE PREMIUMS EARNED DIRECT AND ASSUMED AT YEAR END (\$000 OMITTED)										11 Current Year Premiums Earned
	1	2	3	4	5	6	7	8	9	10	
	2005	2006	2007	2008	2009	2010	2011	2012	2013	2014	
1. Prior.....											
2. 2005.....											
3. 2006.....	XXX										
4. 2007.....	XXX	XXX	3	3	3	3	3	3	3	3	
5. 2008.....	XXX	XXX	XXX	1	1	1	1	1	1	1	
6. 2009.....	XXX	XXX	XXX	XXX	272	272	272	272	272	272	
7. 2010.....	XXX	XXX	XXX	XXX	XXX	49	49	49	49	49	
8. 2011.....	XXX	XXX	XXX	XXX	XXX	XXX	1	1	1	1	
9. 2012.....	XXX	XXX	XXX	XXX	XXX	XXX	XXX	(120)	(120)	(120)	
10. 2013.....	XXX	XXX	XXX	XXX	XXX	XXX	XXX	XXX	(282)	(282)	
11. 2014.....	XXX	XXX	XXX	XXX	XXX	XXX	XXX	XXX	XXX	(3)	(3)
12. Totals.....	XXX	XXX	XXX	XXX	XXX	XXX	XXX	XXX	XXX	XXX	(3)
13. Earned Premiums (Sch P-Pt. 1)			3	1	272	49	1	(120)	(282)	(3)	XXX

SECTION 2A

Years in Which Premiums Were Earned and Losses Were Incurred	CUMULATIVE PREMIUMS EARNED CEDED AT YEAR END (\$000 OMITTED)										11 Current Year Premiums Earned
	1	2	3	4	5	6	7	8	9	10	
	2005	2006	2007	2008	2009	2010	2011	2012	2013	2014	
1. Prior.....											
2. 2005.....											
3. 2006.....	XXX										
4. 2007.....	XXX	XXX									
5. 2008.....	XXX	XXX									
6. 2009.....	XXX	XXX									
7. 2010.....	XXX	XXX									
8. 2011.....	XXX	XXX									
9. 2012.....	XXX	XXX									
10. 2013.....	XXX	XXX									
11. 2014.....	XXX	XXX									
12. Totals.....	XXX	XXX									
13. Earned Premiums (Sch P-Pt. 1)											XXX

SCHEDULE P - PART 6R - PRODUCTS LIABILITY - CLAIMS-MADE

SECTION 1B

Years in Which Premiums Were Earned and Losses Were Incurred	CUMULATIVE PREMIUMS EARNED DIRECT AND ASSUMED AT YEAR END (\$000 OMITTED)										11 Current Year Premiums Earned
	1	2	3	4	5	6	7	8	9	10	
	2005	2006	2007	2008	2009	2010	2011	2012	2013	2014	
1. Prior.....											
2. 2005.....											
3. 2006.....	XXX										
4. 2007.....	XXX	XXX									
5. 2008.....	XXX	XXX									
6. 2009.....	XXX	XXX									
7. 2010.....	XXX	XXX									
8. 2011.....	XXX	XXX									
9. 2012.....	XXX	XXX									
10. 2013.....	XXX	XXX									
11. 2014.....	XXX	XXX									
12. Totals.....	XXX	XXX									
13. Earned Premiums (Sch P-Pt. 1)											XXX

SECTION 2B

Years in Which Premiums Were Earned and Losses Were Incurred	CUMULATIVE PREMIUMS EARNED CEDED AT YEAR END (\$000 OMITTED)										11 Current Year Premiums Earned
	1	2	3	4	5	6	7	8	9	10	
	2005	2006	2007	2008	2009	2010	2011	2012	2013	2014	
1. Prior.....											
2. 2005.....											
3. 2006.....	XXX										
4. 2007.....	XXX	XXX									
5. 2008.....	XXX	XXX									
6. 2009.....	XXX	XXX									
7. 2010.....	XXX	XXX									
8. 2011.....	XXX	XXX									
9. 2012.....	XXX	XXX									
10. 2013.....	XXX	XXX									
11. 2014.....	XXX	XXX									
12. Totals.....	XXX	XXX									
13. Earned Premiums (Sch P-Pt. 1)											XXX

Schedule P - Part 7A - Section 1 - Primary Loss Sensitive Contracts

N O N E

Schedule P - Part 7A - Section 2 - Primary Loss Sensitive Contracts

N O N E

Schedule P - Part 7A - Section 3 - Primary Loss Sensitive Contracts

N O N E

Schedule P - Part 7A - Section 4 - Primary Loss Sensitive Contracts

N O N E

Schedule P - Part 7A - Section 5 - Primary Loss Sensitive Contracts

N O N E

Schedule P - Part 7B - Section 1 - Reinsurance Loss Sensitive Contracts

N O N E

Schedule P - Part 7B - Section 2 - Reinsurance Loss Sensitive Contracts

N O N E

Schedule P - Part 7B - Section 3 - Reinsurance Loss Sensitive Contracts

N O N E

Schedule P - Part 7B - Section 4 - Reinsurance Loss Sensitive Contracts

N O N E

Schedule P - Part 7B - Section 5 - Reinsurance Loss Sensitive Contracts

N O N E

Schedule P - Part 7B - Section 6 - Reinsurance Loss Sensitive Contracts

N O N E

Schedule P - Part 7B - Section 7 - Reinsurance Loss Sensitive Contracts

N O N E

SCHEDULE P INTERROGATORIES

1. The following questions relate to yet-to-be-issued Extended Reporting Endorsements (EREs) arising from Death, Disability, or Retirement (DDR) provisions in Medical Professional Liability Claims Made insurance policies. EREs provided for reasons other than DDR are not to be included.
- 1.1 Does the company issue Medical Professional Liability Claims Made insurance policies that provide tail (also known as an extended reporting endorsement, or “ERE”) benefits in the event of Death, Disability, or Retirement (DDR) at a reduced charge or at no additional cost? Yes [] No [☒]
If the answer to question 1.1 is “no”, leave the following questions blank. If the answer to question 1.1 is “yes”, please answer the following questions:
- 1.2 What is the total amount of the reserve for that provision (DDR Reserve), as reported, explicitly or not, elsewhere in this statement (in dollars)?\$
- 1.3 Does the company report any DDR reserve as Unearned Premium Reserve per SSAP #65? Yes [] No []
- 1.4 Does the company report any DDR reserve as loss or loss adjustment expense reserve? Yes [] No []
- 1.5 If the company reports DDR reserve as Unearned Premium Reserve, does that amount match the figure on the Underwriting and Investment Exhibit, Part 1A – Recapitulation of all Premiums (Page 7) Column 2, Lines 11.1 plus 11.2? Yes [] No [] N/A []
- 1.6 If the company reports DDR reserve as loss or loss adjustment expense reserve, please complete the following table corresponding to where these reserves are reported in Schedule P:

Years in Which Premiums Were Earned and Losses Were Incurred	DDR Reserve Included in Schedule P, Part 1F, Medical Professional Liability Column 24: Total Net Losses and Expenses Unpaid	
	1 Section 1: Occurrence	2 Section 2: Claims-Made
1.601 Prior		
1.602 2005		
1.603 2006		
1.604 2007		
1.605 2008		
1.606 2009		
1.607 2010		
1.608 2011		
1.609 2012		
1.610 2013		
1.611 2014		
1.612 Totals		

2. The definition of allocated loss adjustment expenses (ALAE) and, therefore, unallocated loss adjustment expenses (ULAE) was changed effective January 1, 1998. This change in definition applies to both paid and unpaid expenses. Are these expenses (now reported as “Defense and Cost Containment” and “Adjusting and Other”) reported in compliance with these definitions in this statement? Yes [☒] No []
3. The Adjusting and Other expense payments and reserves should be allocated to the years in which the losses were incurred based on the number of claims reported, closed and outstanding in those years. When allocating Adjusting and Other expense between companies in a group or a pool, the Adjusting and Other expense should be allocated in the same percentage used for the loss amounts and the claim counts. For reinsurers, Adjusting and Other expense assumed should be reported according to the reinsurance contract. For Adjusting and Other expense incurred by reinsurers, or in those situations where suitable claim count information is not available, Adjusting and Other expense should be allocated by a reasonable method determined by the company and described in Interrogatory 7, below. Are they so reported in this Statement? Yes [☒] No []
4. Do any lines in Schedule P include reserves that are reported gross of any discount to present value of future payments, and that are reported net of such discounts on Page 10? Yes [] No [☒]

If yes, proper disclosure must be made in the Notes to Financial Statements, as specified in the Instructions. Also, the discounts must be reported in Schedule P - Part 1, Columns 32 and 33. Schedule P must be completed gross of non-tabular discounting. Work papers relating to discount calculations must be available for examination upon request.
Discounting is allowed only if expressly permitted by the state insurance department to which this Annual Statement is being filed.
5. What were the net premiums in force at the end of the year for:
(in thousands of dollars)

5.1 Fidelity
5.2 Surety
6. Claim count information is reported per claim or per claimant (Indicate which).per claim.....
If not the same in all years, explain in Interrogatory 7.
- 7.1 The information provided in Schedule P will be used by many persons to estimate the adequacy of the current loss and expense reserves, among other things. Are there any especially significant events, coverage, retention or accounting changes that have occurred that must be considered when making such analyses? Yes [☒] No []
- 7.2 (An extended statement may be attached.)
During 2014, the Company was able to determine statutory products for many items that were previously recorded under the non-proportional reinsurance lines. Schedule P has been recast to reflect the historical impacts resulting from this change.

SCHEDULE T - PART 2
INTERSTATE COMPACT - EXHIBIT OF PREMIUMS WRITTEN

Allocated by States and Territories

States, Etc.		Direct Business Only					
		1	2	3	4	5	6
		Life (Group and Individual)	Annuities (Group and Individual)	Disability Income (Group and Individual)	Long-Term Care (Group and Individual)	Deposit-Type Contracts	Totals
1.	Alabama	AL					
2.	Alaska	AK					
3.	Arizona	AZ					
4.	Arkansas	AR					
5.	California	CA					
6.	Colorado	CO					
7.	Connecticut	CT					
8.	Delaware	DE					
9.	District of Columbia	DC					
10.	Florida	FL					
11.	Georgia	GA					
12.	Hawaii	HI					
13.	Idaho	ID					
14.	Illinois	IL					
15.	Indiana	IN					
16.	Iowa	IA					
17.	Kansas	KS					
18.	Kentucky	KY					
19.	Louisiana	LA					
20.	Maine	ME					
21.	Maryland	MD					
22.	Massachusetts	MA					
23.	Michigan	MI					
24.	Minnesota	MN					
25.	Mississippi	MS					
26.	Missouri	MO					
27.	Montana	MT					
28.	Nebraska	NE					
29.	Nevada	NV					
30.	New Hampshire	NH					
31.	New Jersey	NJ					
32.	New Mexico	NM					
33.	New York	NY					
34.	North Carolina	NC					
35.	North Dakota	ND					
36.	Ohio	OH					
37.	Oklahoma	OK					
38.	Oregon	OR					
39.	Pennsylvania	PA					
40.	Rhode Island	RI					
41.	South Carolina	SC					
42.	South Dakota	SD					
43.	Tennessee	TN					
44.	Texas	TX					
45.	Utah	UT					
46.	Vermont	VT					
47.	Virginia	VA					
48.	Washington	WA					
49.	West Virginia	WV					
50.	Wisconsin	WI					
51.	Wyoming	WY					
52.	American Samoa	AS					
53.	Guam	GU					
54.	Puerto Rico	PR					
55.	U.S. Virgin Islands	VI					
56.	Northern Mariana Islands	MP					
57.	Canada	CAN					
58.	Aggregate Other Alien	OT					
59.	Total						

NONE

ANNUAL STATEMENT FOR THE YEAR 2014 OF THE NATIONWIDE INDEMNITY COMPANY

SCHEDULE Y
PART 1A - DETAIL OF INSURANCE HOLDING COMPANY SYSTEM

1	2	3	4	5	6	7	8	9	10	11	12	13	14	15
Group Code	Group Name	NAIC Company Code	ID Number	Federal RSSD	CIK	Name of Securities Exchange if Publicly Traded (U.S. or International)	Names of Parent, Subsidiaries Or Affiliates	Domiciliary Location	Relationship to Reporting Entity	Directly Controlled by (Name of Entity/Person)	Type of Control (Ownership, Board, Management, Attorney-in-Fact, Influence, Other)	If Control is Ownership Provide Percentage	Ultimate Controlling Entity(ies)/Person(s)	*
0140	Nationwide		31-1486309	4590018			10 W. Nationwide, LLC	OH	NIA	Nationwide Realty Investors, Ltd.	Ownership	100.000	Nationwide Mutual Insurance Company	
0140	Nationwide		31-1486309				1000 Yard Street, LLC	OH	NIA	Nationwide Realty Investors, Ltd.	Ownership	100.000	Nationwide Mutual Insurance Company	
0140	Nationwide		31-1486309	4594954			101 N. Twentieth St, LLC	OH	NIA	Nationwide Realty Investors, Ltd.	Ownership	100.000	Nationwide Mutual Insurance Company	
0140	Nationwide		31-1486309				1050 Yard Street, LLC	OH	NIA	Nationwide Realty Investors, Ltd.	Ownership	100.000	Nationwide Mutual Insurance Company	
0140	Nationwide		20-4939866				1125 Rail Street, LLC	OH	NIA	NRI Equity Land Investments, LLC	Ownership	100.000	Nationwide Mutual Insurance Company	
0140	Nationwide		31-1733036	4594963			120 Acre Partners, LLC	DE	NIA	Nationwide Realty Investors, Ltd.	Ownership	95.000	Nationwide Mutual Insurance Company	1
0140	Nationwide		26-2451988	4288132			1492 Capital, LLC	OH	NIA	Nationwide Mutual Insurance Company	Ownership	100.000	Nationwide Mutual Insurance Company	
0140	Nationwide		31-1486309				155 Rivulon Boulevard, LLC	OH	NIA	Nationwide Realty Investors, Ltd.	Ownership	100.000	Nationwide Mutual Insurance Company	
0140	Nationwide		20-1347603	4594806			180 E. Broad Partners, LLC	OH	NIA	Nationwide Realty Investors, Ltd.	Ownership	33.330	Nationwide Mutual Insurance Company	1
0140	Nationwide		31-1486309				275 Rivulon Boulevard, LLC	OH	NIA	Nationwide Realty Investors, Ltd.	Ownership	100.000	Nationwide Mutual Insurance Company	
0140	Nationwide		31-1580283	4590835			400 West Nationwide Boulevard, LLC	OH	NIA	NWD Investments, LLC	Ownership	100.000	Nationwide Mutual Insurance Company	
0140	Nationwide		31-1580283	4591140			425 West Nationwide Boulevard, LLC	OH	NIA	NWD Investments, LLC	Ownership	100.000	Nationwide Mutual Insurance Company	
0140	Nationwide		31-1486309	4595009			44 Chestnut, LLC	OH	NIA	Nationwide Realty Investors, Ltd.	Ownership	100.000	Nationwide Mutual Insurance Company	
0140	Nationwide		20-4939866	4590497			775 Yard Street Restaurant, LLC	OH	NIA	NRI Equity Land Investments, LLC	Ownership	100.000	Nationwide Mutual Insurance Company	
0140	Nationwide		20-4939866	4590750			775 Yard Street, LLC	OH	NIA	NRI Equity Land Investments, LLC	Ownership	100.000	Nationwide Mutual Insurance Company	
0140	Nationwide		20-4939866				780 Yard Street, LLC	OH	NIA	NRI Equity Land Investments, LLC	Ownership	100.000	Nationwide Mutual Insurance Company	
0140	Nationwide		20-4939866	4671583			795 Rail Street, LLC	OH	NIA	NRI Equity Land Investments, LLC	Ownership	100.000	Nationwide Mutual Insurance Company	
0140	Nationwide		20-4939866	4590602			800 Bobcat Avenue, LLC	OH	NIA	NRI Equity Land Investments, LLC	Ownership	100.000	Nationwide Mutual Insurance Company	
0140	Nationwide		20-4939866	4671499			800 Goodale Boulevard, LLC	OH	NIA	NRI Equity Land Investments, LLC	Ownership	100.000	Nationwide Mutual Insurance Company	
0140	Nationwide		20-4939866	4671789			800 Yard Street, LLC	OH	NIA	NRI Equity Land Investments, LLC	Ownership	100.000	Nationwide Mutual Insurance Company	
0140	Nationwide		20-4939866	4590778			805 Bobcat Avenue, LLC	OH	NIA	NRI Equity Land Investments, LLC	Ownership	100.000	Nationwide Mutual Insurance Company	
0140	Nationwide		20-4939866	4590611			845 Yard Street, LLC	OH	NIA	NRI Equity Land Investments, LLC	Ownership	100.000	Nationwide Mutual Insurance Company	
0140	Nationwide		20-4939866	4590787			850 Goodale Blvd., LLC	OH	NIA	NRI Equity Land Investments, LLC	Ownership	100.000	Nationwide Mutual Insurance Company	
0140	Nationwide		20-4939866	4590714			895 W. Third Ave., LLC	OH	NIA	NRI Equity Land Investments, LLC	Ownership	100.000	Nationwide Mutual Insurance Company	2
0140	Nationwide		20-4939866				925 Burrell Avenue Acquisitions, LLC	OH	NIA	NRI Equity Land Investments, LLC	Ownership	100.000	Nationwide Mutual Insurance Company	
0140	Nationwide		20-4939866				975 Rail Street, LLC	OH	NIA	NRI Equity Land Investments, LLC	Ownership	100.000	Nationwide Mutual Insurance Company	
0140	Nationwide		31-1680808	4594833			AD Investments, LLC	OH	NIA	Nationwide Realty Investors, Ltd.	Ownership	60.000	Nationwide Mutual Insurance Company	1
0140	Nationwide		31-1580283	4590992			ADTV, LLC	OH	NIA	NWD Investments, LLC	Ownership	100.000	Nationwide Mutual Insurance Company	
0140	Nationwide		52-2227314	42877247			AGMC Reinsurance, Ltd.	TCA	IA	Nationwide Advantage Mortgage Company	Ownership	100.000	Nationwide Mutual Insurance Company	
0140	Nationwide		42-1011300	4287229			ALLIED General Agency Company	IA	IA	AMCO Insurance Company	Ownership	100.000	Nationwide Mutual Insurance Company	
0140	Nationwide		42-0958655	1677548			ALLIED Group, Inc.	IA	IA	Allied Holdings (Delaware), Inc.	Ownership	100.000	Nationwide Mutual Insurance Company	
0140	Nationwide		46-4628790	4613462			Allied Holdings (Delaware), Inc.	DE	IA	Nationwide Mutual Insurance Company	Ownership	100.000	Nationwide Mutual Insurance Company	
0140	Nationwide	10127	27-0114983	4288169			ALLIED Insurance Company of America	OH	IA	Nationwide Mutual Insurance Company	Ownership	100.000	Nationwide Mutual Insurance Company	
							ALLIED Property and Casualty Insurance Company	IA	IA	ALLIED Group, Inc.	Ownership	100.000	Nationwide Mutual Insurance Company	
0140	Nationwide	45279	42-1201931	4287144			ALLIED Texas Agency, Inc.	TX	IA	AMCO Insurance Company	Ownership	100.000	Nationwide Mutual Insurance Company	
0140	Nationwide	19100	42-1527863	4287238			AMCO Insurance Company	IA	IA	ALLIED Group, Inc.	Ownership	100.000	Nationwide Mutual Insurance Company	
0140	Nationwide		42-6054959	4287153			AMCO Insurance Company	IA	IA	ALLIED Group, Inc.	Ownership	100.000	Nationwide Mutual Insurance Company	
0140	Nationwide		59-1031596	4288011			American Marine Underwriters, Inc.	FL	IA	Nationwide Mutual Insurance Company	Ownership	100.000	Nationwide Mutual Insurance Company	
0140	Nationwide		31-1486309	4595036			Anderson Meadows, LLC	OH	NIA	Nationwide Realty Investors, Ltd.	Ownership	100.000	Nationwide Mutual Insurance Company	
0140	Nationwide		31-1580283	4591177			Arena District CA I, LLC	OH	NIA	NWD Investments, LLC	Ownership	100.000	Nationwide Mutual Insurance Company	
			90-0280710				Arena District Owners Association	OH	OTH	Other non-Nationwide	n/a		Other non-Nationwide	2
0140	Nationwide		31-1580283	4591010			Arena Theatres, LLC	OH	NIA	NWD Investments, LLC	Ownership	100.000	Nationwide Mutual Insurance Company	
							Artesa at Quarry Village, LLC	TX	OTH	Other non-Nationwide	n/a		Other non-Nationwide	2
0140	Nationwide		20-3624379	4595371			BCCS Investment Fund LLC	DE	NIA	Nationwide Mutual Insurance Company	Ownership	100.000	Nationwide Mutual Insurance Company	
0140	Nationwide						Berkshire Crossing Development, LLC	DE	NIA	NorthStar Commercial Development, LLC	Ownership	100.000	Nationwide Mutual Insurance Company	
0140	Nationwide		31-1184438	4594842			Boulevard Inn Limited Liability Company	OH	NIA	Nationwide Realty Investors, Ltd.	Ownership	94.800	Nationwide Mutual Insurance Company	1
0140	Nationwide		31-1555487	4593658			Broad Street Retail, LLC	DE	NIA	Nationwide Realty Investors, Ltd.	Ownership	60.000	Nationwide Mutual Insurance Company	1
0140	Nationwide		20-3624379	4595531			Brooke School Investment Fund, LLC	DE	OTH	Nationwide Mutual Insurance Company	Ownership	100.000	Nationwide Mutual Insurance Company	2
0140	Nationwide		26-0899413	3730540			CHP New Markets Investment Fund, LLC	OH	OTH	Nationwide Mutual Insurance Company	Limited partner /no control	50.000	Other non-Nationwide	1
0140	Nationwide		20-1618232	4595241			CNRI-Cannonsport Condominium, LLC	OH	NIA	CNRI-Cannonsport, LLC	Ownership	100.000	Nationwide Mutual Insurance Company	
0140	Nationwide		20-1618232	4595045			CNRI-Cannonsport, LLC	OH	NIA	Nationwide Realty Investors, Ltd.	Ownership	100.000	Nationwide Mutual Insurance Company	

ANNUAL STATEMENT FOR THE YEAR 2014 OF THE NATIONWIDE INDEMNITY COMPANY

SCHEDULE Y
PART 1A - DETAIL OF INSURANCE HOLDING COMPANY SYSTEM

1	2	3	4	5	6	7	8	9	10	11	12	13	14	15
Group Code	Group Name	NAIC Company Code	ID Number	Federal RSSD	CIK	Name of Securities Exchange if Publicly Traded (U.S. or International)	Names of Parent, Subsidiaries Or Affiliates	Domiciliary Location	Relationship to Reporting Entity	Directly Controlled by (Name of Entity/Person)	Type of Control (Ownership, Board, Management, Attorney-in-Fact, Influence, Other)	If Control is Ownership Provide Percentage	Ultimate Controlling Entity(ies)/Person(s)	*
							Co-Investment Fund, LLC	DE	OTH	Other non-Nationwide	n/a		Other non-Nationwide	2
0140	Nationwide		31-1579973				COLHOC Limited Partnership	OH	NIA	NRI Arena, LLC	Ownership	30.760	Other non-Nationwide	1
0140	Nationwide	29262	74-1061659	4288057			Colonial County Mutual Insurance Company	TX	OTH	Other non-Nationwide	contract		Other non-Nationwide	2
0140	Nationwide		45-4901238				Columbus Arena Management, LLC	OH	OTH	Other non-Nationwide			Other non-Nationwide	2
0140	Nationwide		04-3750770	4595951			Continental/North Shore I, L.P.	OH	NIA	Continental/NRI North Shore Investments, LLC	Ownership	100.000	Nationwide Mutual Insurance Company	
0140	Nationwide		20-0366090	3327212			Continental/North Shore II, L.P.	OH	NIA	Continental/NRI North Shore Investments, LLC	Ownership	100.000	Nationwide Mutual Insurance Company	
0140	Nationwide		20-0142724	4588177			Continental/NRI North Shore Investments, LLC	OH	NIA	Nationwide Realty Investors, Ltd.	Ownership	50.500	Nationwide Mutual Insurance Company	1
0140	Nationwide		26-4177534	4595670			Cotton Mill Partners, LLC	VA	NIA	Nationwide Mutual Insurance Company	Ownership	50.000	Nationwide Mutual Insurance Company	1
0140	Nationwide		26-4177534	4595670			Cotton Mill Partners, LLC	VA	NIA	Nationwide Property and Casualty Insurance Company	Ownership	50.000	Nationwide Mutual Insurance Company	1
0140	Nationwide	18961	68-0066866	4288178			Crestbrook Insurance Company	OH	IA	Nationwide Mutual Insurance Company	Ownership	100.000	Nationwide Mutual Insurance Company	
0140	Nationwide		31-1486309	4590255			Crewville, Ltd.	OH	NIA	Nationwide Realty Investors, Ltd.	Ownership	100.000	Nationwide Mutual Insurance Company	
0140	Nationwide	42587	42-1207150	4287162			Depositors Insurance Company	IA	IA	ALLIED Group, Inc.	Ownership	100.000	Nationwide Mutual Insurance Company	
							Discover Affordable Housing Investment Fund I, LLC	OH	OTH	Other non-Nationwide	n/a		Other non-Nationwide	2
0140	Nationwide		46-4104813	4287694			DVM Insurance Agency	CA	NIA	Veterinary Pet Insurance Company	Ownership	100.000	Nationwide Mutual Insurance Company	
0140	Nationwide		20-1945276	4590590			East of Madison, LLC	DE	NIA	120 Acre Partners, Ltd.	Ownership	24.910	Nationwide Mutual Insurance Company	1
0140	Nationwide		20-1945276	4590590			East of Madison, LLC	DE	NIA	ND La Quinta Partners, LLC	Ownership	76.090	Nationwide Mutual Insurance Company	1
0140	Nationwide		20-5268940	4595689			ELH Investment LLC	DE	OTH	Nationwide Mutual Insurance Company	Ownership	100.000	Nationwide Mutual Insurance Company	2
0140	Nationwide	13838	42-0618271	4569372			Farnland Mutual Insurance Company	IA	OTH	Other non-Nationwide	debt		Other non-Nationwide	2
0140	Nationwide	22209	75-6013587	4287676			Freedom Specialty Insurance Company (fka Atlantic Insurance Company)	OH	IA	Scottsdale Insurance Company	Ownership	100.000	Nationwide Mutual Insurance Company	
			46-4736379				GPN-1 Property Owners Association, Inc.	OH	OTH	Other non-Nationwide	n/a		Other non-Nationwide	2
0140	Nationwide		20-4939866	4590808			Grandview Yard Hotel Holdings, LLC	OH	NIA	NRI Equity Land Investments, LLC	Ownership	100.000	Nationwide Mutual Insurance Company	
0140	Nationwide		20-4939866	4590826			Grandview Yard Hotel, LLC	OH	NIA	Grandview Yard Hotel Holdings, LLC	Ownership	100.000	Nationwide Mutual Insurance Company	
0140	Nationwide		51-0241172	3582909			Harleysville Group, Inc.	DE	NIA	Allied Holdings (Delaware), Inc.	Ownership	100.000	Nationwide Mutual Insurance Company	
0140	Nationwide	23582	41-0417250	4442260			Harleysville Insurance Company	PA	IA	Harleysville Group, Inc.	Ownership	100.000	Nationwide Mutual Insurance Company	
0140	Nationwide	33235	16-1075588	4442158			Harleysville Insurance Company of New Jersey	NJ	IA	Harleysville Group, Inc.	Ownership	100.000	Nationwide Mutual Insurance Company	
0140	Nationwide	10674	23-2864924	4442242			Harleysville Insurance Company of New York	PA	IA	Harleysville Group, Inc.	Ownership	100.000	Nationwide Mutual Insurance Company	
							Harleysville Lake States Insurance Company							
0140	Nationwide	14516	38-3198542	4442251				MI	IA	Harleysville Group, Inc.	Ownership	100.000	Nationwide Mutual Insurance Company	
0140	Nationwide	64327	23-1580983	4440659			Harleysville Life Insurance Company	PA	IA	Nationwide Mutual Insurance Company	Ownership	100.000	Nationwide Mutual Insurance Company	
0140	Nationwide		23-2612951	4442149			Harleysville Pennland Insurance Company	PA	IA	Nationwide Mutual Insurance Company	Ownership	100.000	Nationwide Mutual Insurance Company	
0140	Nationwide	35896	23-2384978	4442288			Harleysville Preferred Insurance Company	PA	IA	Harleysville Group, Inc.	Ownership	100.000	Nationwide Mutual Insurance Company	
0140	Nationwide	26182	04-1989660	4442372			Harleysville Worcester Insurance Company	PA	IA	Harleysville Group, Inc.	Ownership	100.000	Nationwide Mutual Insurance Company	
0140	Nationwide		32-0051216	4596903			Hideaway Properties Corp.	CA	OTH	Nationwide Realty Investors, Ltd.	Ownership	50.000	Nationwide Mutual Insurance Company	1
0140	Nationwide		31-0871532	4288020			Insurance Intermediaries, Inc.	OH	IA	Nationwide Mutual Insurance Company	Ownership	100.000	Nationwide Mutual Insurance Company	
0140	Nationwide		31-1486309	4097802			Jerome Village Company, LLC	OH	NIA	Nationwide Realty Investors, Ltd.	Ownership	100.000	Nationwide Mutual Insurance Company	
							Jerome Village Master Property Owners Association	OH	OTH	Other non-Nationwide	n/a		Other non-Nationwide	2
			46-2956640				Jerome Village Residential Property Owners Association, Inc.	OH	NIA	Other non-Nationwide	n/a		Other non-Nationwide	2
0140	Nationwide		31-1486309	4590312			JV Developers, LLC	OH	OTH	Nationwide Realty Investors, Ltd.	Ownership	100.000	Nationwide Mutual Insurance Company	2
0140	Nationwide		20-2137188	4595698			Leaguers Investment Fund, LLC	DE	OTH	Nationwide Mutual Insurance Company	Ownership	100.000	Nationwide Mutual Insurance Company	2
0140	Nationwide		56-3789187	4286969			Life REO Holdings, LLC	OH	NIA	Nationwide Life Insurance Company	Ownership	100.000	Nationwide Mutual Insurance Company	
0140	Nationwide		74-1395229	4288039			Lone Star General Agency, Inc.	TX	IA	Nationwide Mutual Insurance Company	Ownership	100.000	Nationwide Mutual Insurance Company	

ANNUAL STATEMENT FOR THE YEAR 2014 OF THE NATIONWIDE INDEMNITY COMPANY

SCHEDULE Y
PART 1A - DETAIL OF INSURANCE HOLDING COMPANY SYSTEM

1	2	3	4	5	6	7	8	9	10	11	12	13	14	15
Group Code	Group Name	NAIC Company Code	ID Number	Federal RSSD	CIK	Name of Securities Exchange if Publicly Traded (U.S. or International)	Names of Parent, Subsidiaries Or Affiliates	Domi-ciliary Loca-tion	Rela-tion-ship to Reporting Entity	Directly Controlled by (Name of Entity/Person)	Type of Control (Ownership, Board, Management, Attorney-in-Fact, Influence, Other)	If Control is Ownership Provide Percentage	Ultimate Controlling Entity(ies)/Person(s)	*
...0140 ...	Nationwide ...		20-3624379	4595700			Match School Investment Fund, LLC	DE	OTH	Nationwide Mutual Insurance Company	Ownership	100.000	Nationwide Mutual Insurance Company	2
...0140 ...	Nationwide ...	11991	38-0865250	4288187			National Casualty Company	WI	IA	Nationwide Mutual Insurance Company	Ownership	100.000	Nationwide Mutual Insurance Company	
				4614900			National Casualty Company of America, Ltd.							
...0140 ...	Nationwide ...		42-1154244	2889795			Nationwide Advantage Mortgage Company	GBR	IA	National Casualty Company	Ownership	100.000	Nationwide Mutual Insurance Company	
								IA	NIA	AMCO Insurance Company	Ownership	87.300	Nationwide Mutual Insurance Company	
...0140 ...	Nationwide ...		42-1154244	2889795			Nationwide Advantage Mortgage Company	IA	NIA	ALLIED Property & Casualty Insurance Company	Ownership	8.470	Nationwide Mutual Insurance Company	
...0140 ...	Nationwide ...		42-1154244	2889795			Nationwide Advantage Mortgage Company	IA	NIA	Depositors Insurance Company	Ownership	4.230	Nationwide Mutual Insurance Company	
							Nationwide Affinity Insurance Company of America							
...0140 ...	Nationwide ...	26093	48-0470690	4288196			Nationwide Mutual Insurance Company	OH	IA	Nationwide Mutual Insurance Company	Ownership	100.000	Nationwide Mutual Insurance Company	
...0140 ...	Nationwide ...	28223	42-1015537	4288208			Nationwide Agribusiness Insurance Company	IA	IA	Nationwide Mutual Insurance Company	Ownership	100.000	Nationwide Mutual Insurance Company	
...0140 ...	Nationwide ...		20-5976272	4595910			Nationwide Alternative Investments, LLC	OH	NIA	Nationwide Mutual Insurance Company	Ownership	100.000	Nationwide Mutual Insurance Company	
...0140 ...	Nationwide ...		31-1578869	4288075			Nationwide Arena, LLC	OH	NIA	NRI Arena, LLC	Ownership	90.000	Nationwide Mutual Insurance Company	1
...0140 ...	Nationwide ...		20-8670712	4288114			Nationwide Asset Management, LLC	OH	NIA	Nationwide Mutual Insurance Company	Ownership	100.000	Nationwide Mutual Insurance Company	
...0140 ...	Nationwide ...	10723	95-0639970	4288217			Nationwide Assurance Company	WI	IA	Nationwide Mutual Insurance Company	Ownership	100.000	Nationwide Mutual Insurance Company	
...0140 ...	Nationwide ...		31-1592130	2729677			Nationwide Bank		OTH	Nationwide Financial Services, Inc.	Ownership	100.000	Nationwide Mutual Insurance Company	2
...0140 ...	Nationwide ...		31-1036287	4288123			Nationwide Cash Management Company	OH	NIA	Nationwide Mutual Insurance Company	Ownership	100.000	Nationwide Mutual Insurance Company	
...0140 ...	Nationwide ...		31-4416546	3828081			Nationwide Corporation	OH	NIA	Nationwide Mutual Insurance Company	Ownership	95.200	Nationwide Mutual Insurance Company	
							Nationwide Mutual Fire Insurance Company							
...0140 ...	Nationwide ...		31-4416546	3828081			Nationwide Corporation	OH	NIA		Ownership	4.800	Nationwide Mutual Insurance Company	
...0140 ...	Nationwide ...		04-3679407	4286839			Nationwide Emerging Managers, LLC	DE	NIA	NWD Investment Management, Inc.	Ownership	100.000	Nationwide Mutual Insurance Company	
							Nationwide Exclusive Agent Risk Purchasing Group, LLC							
...0140 ...	Nationwide ...		05-0630007	4288048			Nationwide Financial Assignment Company	OH	NIA	Insurance Intermediaries, Inc.	Ownership	100.000	Nationwide Mutual Insurance Company	
...0140 ...	Nationwide ...		31-1667326	4286932			Nationwide Financial General Agency, Inc.	OH	NIA	Nationwide Life Insurance Company	Ownership	100.000	Nationwide Mutual Insurance Company	
...0140 ...	Nationwide ...		23-2412039	4287087			Nationwide Financial Institution	PA	NIA	NFS Distributors, Inc.	Ownership	100.000	Nationwide Mutual Insurance Company	
							Distributors Agency, Inc.							
...0140 ...	Nationwide ...		31-1316276	4287069			Nationwide Financial Services Capital Trust	DE	NIA	NFS Distributors, Inc.	Ownership	100.000	Nationwide Mutual Insurance Company	
...0140 ...	Nationwide ...		31-6554353	4286978			Nationwide Financial Services, Inc.	DE	NIA	Nationwide Financial Services, Inc.	Ownership	100.000	Nationwide Mutual Insurance Company	
...0140 ...	Nationwide ...		31-1486870	3828063			Nationwide Foundation	DE	NIA	Nationwide Corporation	Ownership	100.000	Nationwide Mutual Insurance Company	
...0140 ...	Nationwide ...		31-6022301				Nationwide Fund Advisors	OH	OTH	Other non-Nationwide	n/a		Other non-Nationwide	2
...0140 ...	Nationwide ...		52-6969857	4286996			Nationwide Fund Distributors LLC	DE	NIA	Nationwide Financial Services, Inc.	Ownership	100.000	Nationwide Mutual Insurance Company	
...0140 ...	Nationwide ...		31-1748721	42877050			Nationwide Fund Management LLC	DE	NIA	NFS Distributors, Inc.	Ownership	100.000	Nationwide Mutual Insurance Company	
...0140 ...	Nationwide ...		31-0900518	4287041			Nationwide General Insurance Company	DE	IA	NFS Distributors, Inc.	Ownership	100.000	Nationwide Mutual Insurance Company	
...0140 ...	Nationwide ...	23760	31-4425763	4287957			Nationwide Global Holdings, Inc.	OH	NIA	Nationwide Mutual Insurance Company	Ownership	100.000	Nationwide Mutual Insurance Company	
...0140 ...	Nationwide ...			4286398				OH	NIA	Nationwide Corporation	Ownership	100.000	Nationwide Mutual Insurance Company	
							Nationwide Asset Management Holdings, Inc.							
...0140 ...	Nationwide ...		04-3732385	4286857			Nationwide Indemnity Company	DE	NIA	Nationwide Mutual Insurance Company	Ownership	100.000	Nationwide Mutual Insurance Company	
...0140 ...	Nationwide ...		31-1399201	2839398			Nationwide Insurance Company of America	OH	RE	Nationwide Mutual Insurance Company	Ownership	100.000	Nationwide Mutual Insurance Company	
...0140 ...	Nationwide ...	25453	95-2130882	4287180			Nationwide Insurance Company of Florida	WI	IA	ALLIED Group, Inc.	Ownership	100.000	Nationwide Mutual Insurance Company	
...0140 ...	Nationwide ...	10948	31-1613686	4287966			Nationwide Investment Advisors, LLC	OH	IA	Nationwide Mutual Insurance Company	Ownership	100.000	Nationwide Mutual Insurance Company	
...0140 ...	Nationwide ...		41-2206199	4286950			Nationwide Investment Services Corporation	OH	NIA	Nationwide Life Insurance Company	Ownership	100.000	Nationwide Mutual Insurance Company	
...0140 ...	Nationwide ...		73-0988442	4286923			Nationwide Life and Annuity Insurance Company	OK	NIA	Nationwide Life Insurance Company	Ownership	100.000	Nationwide Mutual Insurance Company	
...0140 ...	Nationwide ...	92657	31-1000740	2995098			Nationwide Life Insurance Company	OH	IA	Nationwide Life Insurance Company	Ownership	100.000	Nationwide Mutual Insurance Company	
...0140 ...	Nationwide ...	68869	31-4156830	2819288			Nationwide Life Tax Credit Partners 2002-A, LLC	OH	IA	Nationwide Financial Services, Inc.	Ownership	100.000	Nationwide Mutual Insurance Company	
...0140 ...	Nationwide ...		13-4212969	4596127			Nationwide Life Tax Credit Partners 2002-B, LLC	OH	NIA	Nationwide Life Insurance Company	Other	0.010	Nationwide Mutual Insurance Company	2
...0140 ...	Nationwide ...		01-0749754	4595960			Nationwide Life Insurance Company	OH	NIA	Nationwide Life Insurance Company	Other	0.010	Nationwide Mutual Insurance Company	2

ANNUAL STATEMENT FOR THE YEAR 2014 OF THE NATIONWIDE INDEMNITY COMPANY

SCHEDULE Y
PART 1A - DETAIL OF INSURANCE HOLDING COMPANY SYSTEM

1	2	3	4	5	6	7	8	9	10	11	12	13	14	15
Group Code	Group Name	NAIC Company Code	ID Number	Federal RSSD	CIK	Name of Securities Exchange if Publicly Traded (U.S. or International)	Names of Parent, Subsidiaries Or Affiliates	Domi-ciliary Loca-tion	Relation-ship to Reporting Entity	Directly Controlled by (Name of Entity/Person)	Type of Control (Ownership, Board, Management, Attorney-in-Fact, Influence, Other)	If Control is Ownership Provide Percen-tage	Ultimate Controlling Entity(ies)/Person(s)	*
...0140	Nationwide		03-0498148	3262573			Nationwide Life Tax Credit Partners 2002-C, LLC	..OH	...NIA.....	Nationwide Life Insurance Company	Other.....	...0.010	Nationwide Mutual Insurance Company	...2
...0140	Nationwide		54-2113175	4596127			Nationwide Life Tax Credit Partners 2003-A, LLC	..OH	...NIA.....	Nationwide Life Insurance Company	Other.....	...0.010	Nationwide Mutual Insurance Company	...2
...0140	Nationwide		58-2672725	4596163			Nationwide Life Tax Credit Partners 2003-B, LLC	..OH	...NIA.....	Nationwide Life Insurance Company	Other.....	...0.010	Nationwide Mutual Insurance Company	...2
...0140	Nationwide		20-0357951	3811001			Nationwide Life Tax Credit Partners 2003-C, LLC	..OH	...NIA.....	Nationwide Life Insurance Company	Other.....	...0.010	Nationwide Mutual Insurance Company	...2
...0140	Nationwide		20-0382144	4596707			Nationwide Life Tax Credit Partners 2004-A, LLC	..OH	...NIA.....	Nationwide Life Insurance Company	Other.....	...0.010	Nationwide Mutual Insurance Company	...2
...0140	Nationwide		20-0745944	4596211			Nationwide Life Tax Credit Partners 2004-B, LLC	..OH	...NIA.....	Nationwide Life Insurance Company	Other.....	...0.010	Nationwide Mutual Insurance Company	...2
...0140	Nationwide		20-0745965	4596239			Nationwide Life Tax Credit Partners 2004-C, LLC	..OH	...NIA.....	Nationwide Life Insurance Company	Other.....	...0.010	Nationwide Mutual Insurance Company	...2
...0140	Nationwide		20-1128408	4596332			Nationwide Life Tax Credit Partners 2004-D, LLC	..OH	...NIA.....	Nationwide Life Insurance Company	Other.....	...0.010	Nationwide Mutual Insurance Company	...2
...0140	Nationwide		20-1128472	4596350			Nationwide Life Tax Credit Partners 2004-E, LLC	..OH	...NIA.....	Nationwide Life Insurance Company	Other.....	...0.010	Nationwide Mutual Insurance Company	...2
...0140	Nationwide		20-1918935	3318117			Nationwide Life Tax Credit Partners 2004-F, LLC	..OH	...NIA.....	Nationwide Life Insurance Company	Other.....	...0.010	Nationwide Mutual Insurance Company	...2
...0140	Nationwide		20-2303694	4596369			Nationwide Life Tax Credit Partners 2005-A, LLC	..OH	...NIA.....	Nationwide Life Insurance Company	Other.....	...0.010	Nationwide Mutual Insurance Company	...2
...0140	Nationwide		20-2303602	4596378			Nationwide Life Tax Credit Partners 2005-B, LLC	..OH	...NIA.....	Nationwide Life Insurance Company	Other.....	...0.010	Nationwide Mutual Insurance Company	...2
...0140	Nationwide		20-2450960	4596387			Nationwide Life Tax Credit Partners 2005-C, LLC	..OH	...NIA.....	Nationwide Life Insurance Company	Other.....	...0.010	Nationwide Mutual Insurance Company	...2
...0140	Nationwide		20-2451052	4596396			Nationwide Life Tax Credit Partners 2005-D, LLC	..OH	...NIA.....	Nationwide Life Insurance Company	Other.....	...0.010	Nationwide Mutual Insurance Company	...2
...0140	Nationwide		20-2774223	4596408			Nationwide Life Tax Credit Partners 2005-E, LLC	..OH	...NIA.....	Nationwide Life Insurance Company	Other.....	...0.010	Nationwide Mutual Insurance Company	...2
...0140	Nationwide		21-1288836	4596426			Nationwide Life Tax Credit Partners 2007-A, LLC	..OH	...NIA.....	Nationwide Life Insurance Company	Other.....	...0.010	Nationwide Mutual Insurance Company	...2
...0140	Nationwide		26-3427373	4596435			Nationwide Life Tax Credit Partners 2009-A, LLC	..OH	...NIA.....	Nationwide Life Insurance Company	Other.....	...0.010	Nationwide Mutual Insurance Company	...2
...0140	Nationwide		26-3427435	4596444			Nationwide Life Tax Credit Partners 2009-B, LLC	..OH	...NIA.....	Nationwide Life Insurance Company	Other.....	...0.010	Nationwide Mutual Insurance Company	...2
...0140	Nationwide		26-3427479	4596499			Nationwide Life Tax Credit Partners 2009-C, LLC	..OH	...NIA.....	Nationwide Life Insurance Company	Other.....	...0.010	Nationwide Mutual Insurance Company	...2
...0140	Nationwide		26-3427525	4596510			Nationwide Life Tax Credit Partners 2009-D, LLC	..OH	...NIA.....	Nationwide Life Insurance Company	Other.....	...0.010	Nationwide Mutual Insurance Company	...2
...0140	Nationwide		26-4737055	4596529			Nationwide Life Tax Credit Partners 2009-E, LLC	..OH	...NIA.....	Nationwide Life Insurance Company	Ownership.....	...100.000	Nationwide Mutual Insurance Company	...2
...0140	Nationwide		26-4737157	4596547			Nationwide Life Tax Credit Partners 2009-F, LLC	..OH	...NIA.....	Nationwide Life Insurance Company	Ownership.....	...100.000	Nationwide Mutual Insurance Company	...2
...0140	Nationwide		27-1362364	4596622			Nationwide Life Tax Credit Partners 2009-I, LLC	..OH	...NIA.....	Nationwide Life Insurance Company	Other.....	...0.010	Nationwide Mutual Insurance Company	...2
...0140	Nationwide		45-0469525	3779811			Nationwide Life Tax Credit Partners No. 1, LLC	..OH	...NIA.....	Nationwide Life Insurance Company	Other.....	...0.010	Nationwide Mutual Insurance Company	...2
...0140	Nationwide		46-1952215	4596556			Nationwide Life Tax Credit Partners 2013-A, LLC	..OH	...NIA.....	Nationwide Life Insurance Company	Other.....	...0.010	Nationwide Mutual Insurance Company	...2

ANNUAL STATEMENT FOR THE YEAR 2014 OF THE NATIONWIDE INDEMNITY COMPANY

SCHEDULE Y
PART 1A - DETAIL OF INSURANCE HOLDING COMPANY SYSTEM

1	2	3	4	5	6	7	8	9	10	11	12	13	14	15
Group Code	Group Name	NAIC Company Code	ID Number	Federal RSSD	CIK	Name of Securities Exchange if Publicly Traded (U.S. or International)	Names of Parent, Subsidiaries Or Affiliates	Domi-ciliary Location	Relation-ship to Reporting Entity	Directly Controlled by (Name of Entity/Person)	Type of Control (Ownership, Board, Management, Attorney-in-Fact, Influence, Other)	If Control is Ownership Provide Percentage	Ultimate Controlling Entity(ies)/Person(s)	*
...0140 ...	Nationwide	46-1971926	4596592	Nationwide Life Tax Credit Partners 2013-B, LLCOH.....	..NIA.....	Nationwide Life Insurance Company	Other.....	..0.010	Nationwide Mutual Insurance Company2
...0140 ...	Nationwide42110	75-1780981	4287984	Nationwide LloydsTX.....	..IA.....	n/a	contract	Nationwide Mutual Insurance Company
...0140 ...	Nationwide	42-1373380	4287210	Nationwide Member Solutions Agency, Inc.IA.....	..NIA.....	ALL IED Group, Inc.	Ownership.....	..100.000	Nationwide Mutual Insurance Company
...0140 ...	Nationwide	4597094	4597094	Nationwide Mutual Capital I, LLCDE.....	..NIA.....	Nationwide Mutual Capital, LLC	Ownership.....	..100.000	Nationwide Mutual Insurance Company
...0140 ...	Nationwide	75-3191025	4595269	Nationwide Mutual Capital, LLCOH.....	..NIA.....	Nationwide Mutual Insurance Company	Ownership.....	..100.000	Nationwide Mutual Insurance Company
...0140 ...	Nationwide23779	82-0549218	3828090	Nationwide Mutual Fire Insurance CompanyOH.....	..OTH.....	Other non-Nationwide	n/a	Other non-Nationwide2
...0140 ...	Nationwide23787	31-4177100	3828072	Nationwide Mutual Insurance CompanyOH.....	..UDP.....	Other non-Nationwide	n/a	Other non-Nationwide
...0140 ...	Nationwide	34-2012765	4288084	Nationwide Private Equity Fund, LLCOH.....	..NIA.....	Nationwide Mutual Insurance Company	Ownership.....	..100.000	Nationwide Mutual Insurance Company
.....	Nationwide Property and Casualty Insurance CompanyOH.....	..IA.....	Nationwide Mutual Insurance Company	Ownership.....	..100.000	Nationwide Mutual Insurance Company
...0140 ...	Nationwide37877	31-0970750	4287993	Nationwide Realty Investors, Ltd.OH.....	..NIA.....	Nationwide Mutual Insurance Company	Ownership.....	..96.800	Nationwide Mutual Insurance Company
...0140 ...	Nationwide	31-1486309	4288105	Nationwide Realty Investors, Ltd.OH.....	..NIA.....	Nationwide Indemnity Company	Ownership.....	..3.200	Nationwide Mutual Insurance Company
...0140 ...	Nationwide	31-1486309	4288105	Nationwide Realty Management, LLCOH.....	..NIA.....	Nationwide Realty Investors, Ltd.	Ownership.....	..100.000	Nationwide Mutual Insurance Company
...0140 ...	Nationwide	4288066	4288066	Nationwide Realty Services, Ltd.OH.....	..NIA.....	Nationwide Mutual Insurance Company	Ownership.....	..100.000	Nationwide Mutual Insurance Company
...0140 ...	Nationwide	06-0987812	4287117	Nationwide Retirement Solutions Insurance Agency, Inc.MA.....	..IA.....	Nationwide Retirement Solutions, Inc.	Ownership.....	..100.000	Nationwide Mutual Insurance Company
...0140 ...	Nationwide	73-0948330	4287096	Nationwide Retirement Solutions, Inc.DE.....	..NIA.....	NFS Distributors, Inc.	Ownership.....	..100.000	Nationwide Mutual Insurance Company
...0140 ...	Nationwide	86-0924069	4287108	Nationwide Retirement Solutions, Inc. of ArizonaAZ.....	..NIA.....	Nationwide Retirement Solutions, Inc.	Ownership.....	..100.000	Nationwide Mutual Insurance Company
...0140 ...	Nationwide	31-1331479	4287126	Nationwide Retirement Solutions, Inc. of OhioOH.....	..NIA.....	Nationwide Retirement Solutions, Inc.	Ownership.....	..100.000	Nationwide Mutual Insurance Company
.....	Nationwide Retirement Solutions, Inc. of TexasTX.....	..NIA.....	Nationwide Retirement Solutions, Inc.	Ownership.....	..100.000	Nationwide Mutual Insurance Company
...0140 ...	Nationwide	74-2200854	4287135	Nationwide Securities, LLCOH.....	..NIA.....	NFS Distributors, Inc.	Ownership.....	..100.000	Nationwide Mutual Insurance Company
...0140 ...	Nationwide	36-2434406	4287078	Nationwide Services Company, LLCOH.....	..NIA.....	Nationwide Mutual Insurance Company	Ownership.....	..100.000	Nationwide Mutual Insurance Company
...0140 ...	Nationwide	31-4177100	4288093	Nationwide Tax Credit Partners 2009-G, LLCOH.....	..NIA.....	Nationwide Mutual Insurance Company	Ownership.....	..100.000	Nationwide Mutual Insurance Company
...0140 ...	Nationwide	27-0743545	4564041	Nationwide Tax Credit Partners 2009-H, LLCOH.....	..NIA.....	Nationwide Mutual Insurance Company	Other.....	..0.010	Nationwide Mutual Insurance Company2
...0140 ...	Nationwide	27-0768791	4596891	Nationwide Tax Credit Partners 2009-I, LLCOH.....	..NIA.....	Nationwide Mutual Insurance Company	Ownership.....	..100.000	Nationwide Mutual Insurance Company2
...0140 ...	Nationwide	27-1362364	4596622	Nationwide Tax Credit Partners 2013-A, LLCOH.....	..NIA.....	Nationwide Life Insurance Company	Other.....	..0.010	Nationwide Mutual Insurance Company2
...0140 ...	Nationwide	46-1952215	4596566	Nationwide Tax Credit Partners 2013-B, LLCOH.....	..NIA.....	Nationwide Life Insurance Company	Ownership.....	..0.010	Nationwide Mutual Insurance Company2
.....
...0140 ...	Nationwide	46-1971926	ND La Quinta Partners, LLCOH.....	..NIA.....	Nationwide Life Insurance Company	Ownership.....	..0.010	Nationwide Mutual Insurance Company
...0140 ...	Nationwide	11-3651828	4588168	Newhouse Capital Partners II, LLCDE.....	..NIA.....	Nationwide Realty Investors, Ltd.	Ownership.....	..95.000	Nationwide Mutual Insurance Company1
...0140 ...	Nationwide	4286866	4286866	Newhouse Capital Partners II, LLCDE.....	..NIA.....	Nationwide Global Ventures, Inc.	Ownership.....	..80.000	Nationwide Mutual Insurance Company1
...0140 ...	Nationwide	4286866	4286866	Newhouse Capital Partners, LLCDE.....	..NIA.....	Nationwide Global Ventures, Inc.	Ownership.....	..99.000	Nationwide Mutual Insurance Company1
...0140 ...	Nationwide	4286679	4286679	Newhouse Capital Partners, LLCDE.....	..NIA.....	NWD Investment Management, Inc.	Ownership.....	..19.000	Nationwide Mutual Insurance Company1
...0140 ...	Nationwide	4286679	4286679	Newhouse Capital Partners, LLCDE.....	..NIA.....	Nationwide Mutual Insurance Company	Ownership.....	..70.000	Nationwide Mutual Insurance Company1
.....
...0140 ...	Nationwide	4286679	4286679	Newhouse Capital Partners, LLCDE.....	..NIA.....	Nationwide Mutual Fire Insurance Company	Ownership.....	..10.000	Nationwide Mutual Insurance Company1
...0140 ...	Nationwide	31-1630871	4287032	NFS Distributors, Inc.DE.....	..NIA.....	Nationwide Financial Services, Inc.	Ownership.....	..100.000	Nationwide Mutual Insurance Company1
...0140 ...	Nationwide	14-1892640	4596677	NHT XII Tax Credit Fund, LLCDC.....	..NIA.....	Nationwide Life Insurance Company	Ownership.....	..49.990	Nationwide Mutual Insurance Company1
...0140 ...	Nationwide	14-1892640	4596677	NHT XII Tax Credit Fund, LLCDC.....	..NIA.....	Nationwide Assurance Company	Ownership.....	..25.000	Nationwide Mutual Insurance Company1
...0140 ...	Nationwide	14-1892640	4596677	NHT XII Tax Credit Fund, LLCDC.....	..NIA.....	Nationwide Mutual Insurance Company	Ownership.....	..25.000	Nationwide Mutual Insurance Company1
...0140 ...	Nationwide	46-3762545	4750442	NNOV8, LLCOH.....	..NIA.....	Nationwide Mutual Insurance Company	Ownership.....	..100.000	Nationwide Mutual Insurance Company
.....
.....	North Bank Condominium Home Owners AssociationOH.....	..OTH.....	Other non-Nationwide	n/a	Other non-Nationwide2
...0140 ...	Nationwide	26-0351004	North of Third, LLCOH.....	..NIA.....	NRI Equity Land Investments, LLC	Ownership.....	..100.000	Nationwide Mutual Insurance Company

ANNUAL STATEMENT FOR THE YEAR 2014 OF THE NATIONWIDE INDEMNITY COMPANY

SCHEDULE Y
PART 1A - DETAIL OF INSURANCE HOLDING COMPANY SYSTEM

1	2	3	4	5	6	7	8	9	10	11	12	13	14	15
Group Code	Group Name	NAIC Company Code	ID Number	Federal RSSD	CIK	Name of Securities Exchange if Publicly Traded (U.S. or International)	Names of Parent, Subsidiaries Or Affiliates	Domiciliary Location	Relationship to Reporting Entity	Directly Controlled by (Name of Entity/Person)	Type of Control (Ownership, Board, Management, Attorney-in-Fact, Influence, Other)	If Control is Ownership Provide Percentage	Ultimate Controlling Entity(ies)/Person(s)	*
..0140	Nationwide		26-4083207	4590385			Northstar Commercial Development, LLC Northstar Master Property Owners Association, Inc.	OH	NIA	Nationwide Realty Investors, Ltd.	Ownership	.50.000	Nationwide Mutual Insurance Company	..1
..0140	Nationwide		26-4083354	4594909			Northstar Residential Development, LLC	OH	OTH	Other non-Nationwide	n/a		Other non-Nationwide	..2
..0140	Nationwide		31-1486309	4593630			NRI 12325 Copper Way, LLC	OH	NIA	Nationwide Realty Investors, Ltd.	Ownership	.100.000	Nationwide Mutual Insurance Company	..1
..0140	Nationwide		31-1486309	4594936			NRI 220 Schrock, LLC	OH	NIA	Nationwide Realty Investors, Ltd.	Ownership	.100.000	Nationwide Mutual Insurance Company	..
..0140	Nationwide		31-1486309	4594794			NRI Arena, LLC	OH	NIA	Nationwide Realty Investors, Ltd.	Ownership	.100.000	Nationwide Mutual Insurance Company	..
..0140	Nationwide		31-1486309	4594815			NRI Brookside, LLC	OH	NIA	Nationwide Realty Investors, Ltd.	Ownership	.100.000	Nationwide Mutual Insurance Company	..
..0140	Nationwide		31-1486309	4595027			NRI Builders, LLC	OH	NIA	Nationwide Realty Investors, Ltd.	Ownership	.100.000	Nationwide Mutual Insurance Company	..
..0140	Nationwide		31-1486309	4594851			NRI Communities/Charlotte, LLC	OH	NIA	Nationwide Realty Investors, Ltd.	Ownership	.100.000	Nationwide Mutual Insurance Company	..
..0140	Nationwide		31-1486309	4590246			NRI Communities/Harris Blvd., LLC	OH	NIA	Nationwide Realty Investors, Ltd.	Ownership	.100.000	Nationwide Mutual Insurance Company	..
..0140	Nationwide		31-1486309	4590282			NRI Cramer Creek, LLC	OH	NIA	Nationwide Realty Investors, Ltd.	Ownership	.100.000	Nationwide Mutual Insurance Company	..
..0140	Nationwide		20-4939866	4590460			NRI Equity Land Investments, LLC	OH	NIA	Nationwide Realty Investors, Ltd.	Ownership	.80.000	Nationwide Mutual Insurance Company	..1
..0140	Nationwide		26-0212217	4590394			NRI Equity Tampa, LLC	OH	OTH	Nationwide Realty Investors, Ltd.	Ownership	.100.000	Nationwide Mutual Insurance Company	..2
..0140	Nationwide		31-1486309	4590376			NRI Maxtown, LLC	OH	OTH	Nationwide Realty Investors, Ltd.	Ownership	.100.000	Nationwide Mutual Insurance Company	..2
..0140	Nationwide		30-4939866	4590406			NRI Office Ventures, Ltd	OH	NIA	Nationwide Realty Investors, Ltd.	Ownership	.100.000	Nationwide Mutual Insurance Company	..
..0140	Nationwide		31-1486309	4590349			NRI-Rivulon, LLC	OH	NIA	Nationwide Realty Investors, Ltd.	Ownership	.100.000	Nationwide Mutual Insurance Company	..
..0140	Nationwide		31-1486309	4596912			NRI Telecom, LLC	OH	NIA	NWD Investments, LLC	Ownership	.100.000	Nationwide Mutual Insurance Company	..
..0140	Nationwide		45-3123274	4595438			NTCIF-2011 Georgia State Investor, LLC	OH	NIA	Nationwide Property and Casualty Company	Ownership	.100.000	Nationwide Mutual Insurance Company	..
..0140	Nationwide		90-0729552	4596695			NTCIF-2011, LLC	OH	NIA	Nationwide Life Insurance Company	Ownership	.50.000	Nationwide Mutual Insurance Company	..
..0140	Nationwide		90-0729552	4596695			NTCIF-2011, LLC	OH	NIA	Nationwide Mutual Fire Insurance Company	Ownership	.50.000	Nationwide Mutual Insurance Company	..
..0140	Nationwide		27-4700627	4596716			NTCP 2011-A, LLC	OH	NIA	Nationwide Life Insurance Company	Other	.0.010	Nationwide Mutual Insurance Company	..
..0140	Nationwide		46-0741029	4464703			NTCP 2012-A, LLC	OH	NIA	Nationwide Life Insurance Company	Other	.0.010	Nationwide Mutual Insurance Company	..
..0140	Nationwide		46-3309896	4586164			NTCP 2013-C, LLC	OH	NIA	Nationwide Life Insurance Company	Other	.0.010	Nationwide Mutual Insurance Company	..
..0140	Nationwide		46-4111078	4596743			NTCP 2014-A, LLC	OH	NIA	Nationwide Life Insurance Company	Other	.0.010	Nationwide Mutual Insurance Company	..
..0140	Nationwide		47-1404116				NTCP 2014-B, LLC	OH	NIA	Nationwide Life Insurance Company	Ownership	.100.000	Nationwide Mutual Insurance Company	..
..0140	Nationwide		47-1413242				NTCP 2014-C, LLC	OH	NIA	Nationwide Life Insurance Company	Ownership	.100.000	Nationwide Mutual Insurance Company	..
..0140	Nationwide		26-1903919	4591421			NW-REI, LLC	DE	NIA	Nationwide Mutual Insurance Company	Ownership	.100.000	Nationwide Mutual Insurance Company	..
..0140	Nationwide		46-3654078	4593621			NW-Amesbury, LLC	OH	NIA	NW-REI, LLC	Ownership	.100.000	Nationwide Mutual Insurance Company	..
..0140	Nationwide		46-2943666	4594860			NW-Bandera, LLC	OH	NIA	NW REI, LLC	Ownership	.100.000	Nationwide Mutual Insurance Company	..
..0140	Nationwide		45-5159092	4595063			NW-Bayshore, LLC	OH	NIA	NW REI, LLC	Ownership	.100.000	Nationwide Mutual Insurance Company	..
..0140	Nationwide		46-2451156	4594879			NW-Bee Cave, LLC	OH	NIA	NW REI, LLC	Ownership	.100.000	Nationwide Mutual Insurance Company	..
..0140	Nationwide		46-3707480	4593612			NW-Brooklyn, LLC	OH	NIA	NW REI, LLC	Ownership	.100.000	Nationwide Mutual Insurance Company	..
..0140	Nationwide		46-3968244	4591757			NW-Camelback, LLC	OH	NIA	NW REI, LLC	Ownership	.100.000	Nationwide Mutual Insurance Company	..
..0140	Nationwide		45-2724980	4591690			NW-Cameron, LLC	OH	NIA	NW REI, LLC	Ownership	.100.000	Nationwide Mutual Insurance Company	..
..0140	Nationwide		46-3674167	4590090			NW-Cedar Springs, LLC	OH	NIA	NW REI, LLC	Ownership	.100.000	Nationwide Mutual Insurance Company	..
..0140	Nationwide		46-3994437	4591663			NW-Central Station, LLC	OH	NIA	NW-REI, LLC	Ownership	.100.000	Nationwide Mutual Insurance Company	..
..0140	Nationwide		26-0901660	4505456			NW-ONG Coppel, LLC	DE	NIA	Nationwide Mutual Insurance Company	Ownership	.100.000	Nationwide Mutual Insurance Company	..
..0140	Nationwide		32-0359208	4595157			NW-Corvallis, LLC	OH	NIA	NW REI, LLC	Ownership	.100.000	Nationwide Mutual Insurance Company	..
..0140	Nationwide		31-1580283	4591038			NWD 205 Vine, LLC	OH	NIA	NWD Investments, LLC	Ownership	.100.000	Nationwide Mutual Insurance Company	..
..0140	Nationwide		31-1580283	4591261			NWD 225 Nationwide, LLC	OH	NIA	NWD Investments, LLC	Ownership	.100.000	Nationwide Mutual Insurance Company	..
..0140	Nationwide		31-1580283	4591056			NWD 230 West, LLC	OH	NIA	NWD Investments, LLC	Ownership	.100.000	Nationwide Mutual Insurance Company	..
..0140	Nationwide		31-1580283	4590545			NWD 240 Nationwide, LLC	OH	NIA	NWD Investments, LLC	Ownership	.100.000	Nationwide Mutual Insurance Company	..
..0140	Nationwide		31-1580283	4590273			NWD 250 Brodbelt, LLC	OH	NIA	NWD Investments, LLC	Ownership	.100.000	Nationwide Mutual Insurance Company	..
..0140	Nationwide		31-1580283	4590554			NWD 265 Neil, LLC	OH	NIA	NWD Investments, LLC	Ownership	.100.000	Nationwide Mutual Insurance Company	..
..0140	Nationwide		31-1580283	4590518			NWD 275 Marconi, LLC	OH	NIA	NWD Investments, LLC	Ownership	.100.000	Nationwide Mutual Insurance Company	..
..0140	Nationwide		31-1580283	4590563			NWD 295 McConnell, LLC	OH	NIA	NWD Investments, LLC	Ownership	.100.000	Nationwide Mutual Insurance Company	..
..0140	Nationwide		31-1580283	4590509			NWD 300 Neil, LLC	OH	NIA	NWD Investments, LLC	Ownership	.100.000	Nationwide Mutual Insurance Company	..
..0140	Nationwide		31-1580283	4590572			NWD 300 Spring, LLC	OH	NIA	NWD Investments, LLC	Ownership	.100.000	Nationwide Mutual Insurance Company	..

ANNUAL STATEMENT FOR THE YEAR 2014 OF THE NATIONWIDE INDEMNITY COMPANY

SCHEDULE Y
PART 1A - DETAIL OF INSURANCE HOLDING COMPANY SYSTEM

1	2	3	4	5	6	7	8	9	10	11	12	13	14	15
Group Code	Group Name	NAIC Company Code	ID Number	Federal RSSD	CIK	Name of Securities Exchange if Publicly Traded (U.S. or International)	Names of Parent, Subsidiaries Or Affiliates	Domiciliary Location	Relationship to Reporting Entity	Directly Controlled by (Name of Entity/Person)	Type of Control (Ownership, Board, Management, Attorney-in-Fact, Influence, Other)	If Control is Ownership Provide Percentage	Ultimate Controlling Entity(ies)/Person(s)	*
0140	Nationwide		31-1580283	4590527			NWD 355 McConnell, LLC	OH	NIA	NWD Investments, LLC	Ownership	100.000	Nationwide Mutual Insurance Company	
0140	Nationwide		31-1580283	4590581			NWD 425 Nationwide, LLC	OH	NIA	NWD Investments, LLC	Ownership	100.000	Nationwide Mutual Insurance Company	
0140	Nationwide		31-1580283	4590536			NWD 500 Nationwide, LLC	OH	NIA	NWD Investments, LLC	Ownership	100.000	Nationwide Mutual Insurance Company	
0140	Nationwide		31-1580283	4591298			NWD Arena Crossing, LLC	OH	NIA	NWD Investments, LLC	Ownership	100.000	Nationwide Mutual Insurance Company	
0140	Nationwide		31-1580283	4591083			NWD Arena District I, LLC	OH	NIA	NWD Investments, LLC	Ownership	100.000	Nationwide Mutual Insurance Company	
0140	Nationwide		31-1580283	4591300			NWD Arena District II, LLC	OH	NIA	NWD Investments, LLC	Ownership	100.000	Nationwide Mutual Insurance Company	
0140	Nationwide		31-1580283	4591113			NWD Arena District MM, LLC	OH	NIA	NWD Investments, LLC	Ownership	100.000	Nationwide Mutual Insurance Company	
0140	Nationwide		31-1580283	4591319			NWD Arena District PW, LLC	OH	NIA	NWD Investments, LLC	Ownership	100.000	Nationwide Mutual Insurance Company	
0140	Nationwide		31-1580283	4591131			NWD Arena District V, LLC	OH	NIA	NWD Investments, LLC	Ownership	100.000	Nationwide Mutual Insurance Company	
0140	Nationwide		04-3679396	4286848			NWD Asset Management Holdings, Inc.	DE	NIA	NWD Investment Management, Inc.	Ownership	100.000	Nationwide Mutual Insurance Company	
0140	Nationwide		31-1580283	4591328			NWD Athletic Club, LLC	OH	NIA	NWD Investments, LLC	Ownership	100.000	Nationwide Mutual Insurance Company	
0140	Nationwide		31-1580283				NWD Franklinton, LLC	DE	NIA	NWD Investments, LLC	Ownership	100.000	Nationwide Mutual Insurance Company	
0140	Nationwide		31-1636299	4286594			NWD Investment Management, Inc.	DE	NIA	Nationwide Corporation	Ownership	100.000	Nationwide Mutual Insurance Company	
0140	Nationwide		31-1580283	4587965			NWD Investments, LLC	OH	NIA	Nationwide Realty Investors, Ltd.	Ownership	80.000	Nationwide Mutual Insurance Company	
0140	Nationwide		90-0732898	4591430			NW-Dulles, LLC	OH	NIA	NW REI, LLC	Ownership	100.000	Nationwide Mutual Insurance Company	
0140	Nationwide		46-3267884	4595465			NW-Franklin Mills, LLC	OH	NIA	Life Reo Holdings, LLC	Ownership	100.000	Nationwide Mutual Insurance Company	
0140	Nationwide		46-2997049	4591775			NW-Howell Mill, LLC	OH	NIA	NW REI, LLC	Ownership	100.000	Nationwide Mutual Insurance Company	
0140	Nationwide		46-4330384	4750443			NW-Hudnall, LLC	OH	NIA	NW REI, LLC	Ownership	100.000	Nationwide Mutual Insurance Company	
0140	Nationwide		47-2482818				NW-Jasper WAG, LLC	OH	NIA	NW REI, LLC	Ownership	100.000	Nationwide Mutual Insurance Company	
0140	Nationwide		47-1497429				NW-Jefferson, LLC	OH	NIA	NW REI, LLC	Ownership	100.000	Nationwide Mutual Insurance Company	
0140	Nationwide		45-5408178	4591458			NW-Kentwood Towne Center, LLC	OH	NIA	NW REI, LLC	Ownership	100.000	Nationwide Mutual Insurance Company	
0140	Nationwide		46-4857522				NW-Lawrence, LLC	OH	NIA	NW REI, LLC	Ownership	100.000	Nationwide Mutual Insurance Company	
0140	Nationwide		45-5314607	4593461			NW-Lovers Lane, LLC	OH	NIA	NW REI, LLC	Ownership	100.000	Nationwide Mutual Insurance Company	
0140	Nationwide		46-2457568	4591467			NW-Montrose, LLC	OH	NIA	NW REI, LLC	Ownership	100.000	Nationwide Mutual Insurance Company	
0140	Nationwide		45-4630497	4593470			NW-Mueller II, LLC	OH	NIA	NW REI, LLC	Ownership	100.000	Nationwide Mutual Insurance Company	
0140	Nationwide		27-4749848	4591476			NW-Northridge, LLC	OH	NIA	NW REI, LLC	Ownership	100.000	Nationwide Mutual Insurance Company	
0140	Nationwide		46-1089165	4593555			NW-Oakley Station, LLC	OH	NIA	NW REI, LLC	Ownership	100.000	Nationwide Mutual Insurance Company	
0140	Nationwide		46-3888719	4593603			NW-Park 288, LLC	OH	NIA	NW REI, LLC	Ownership	100.000	Nationwide Mutual Insurance Company	
0140	Nationwide		45-5388656	4591485			NW-Park Memorial, LLC	OH	NIA	NW REI, LLC	Ownership	100.000	Nationwide Mutual Insurance Company	
0140	Nationwide		47-1740812				NW-Peachtree, LLC	OH	NIA	NW REI, LLC	Ownership	100.000	Nationwide Mutual Insurance Company	
0140	Nationwide		46-2469044	4591494			NW-Portales, LLC	OH	NIA	NW REI, LLC	Ownership	100.000	Nationwide Mutual Insurance Company	
0140	Nationwide		47-2449044				NW-Promenade at Madison, LLC	OH	NIA	NW REI, LLC	Ownership	100.000	Nationwide Mutual Insurance Company	
0140	Nationwide		45-5159117	4593573			NW-South Park, LLC	OH	NIA	NW REI, LLC	Ownership	100.000	Nationwide Mutual Insurance Company	
0140	Nationwide		27-4749587	4593582			NW-Taylor Farmer Jack, LLC	OH	NIA	NW REI, LLC	Ownership	100.000	Nationwide Mutual Insurance Company	
0140	Nationwide		46-1100378	4591524			NW-Triangle, LLC	OH	NIA	NW REI, LLC	Ownership	100.000	Nationwide Mutual Insurance Company	
0140	Nationwide		46-5764783				NW-Tyson's, LLC	OH	NIA	NW REI, LLC	Ownership	100.000	Nationwide Mutual Insurance Company	
0140	Nationwide		46-1077615	4593591			NW-West Ave., LLC	OH	NIA	NW REI, LLC	Ownership	100.000	Nationwide Mutual Insurance Company	
0140	Nationwide		46-4992444				NW-Windcross, LLC	OH	NIA	NW REI, LLC	Ownership	100.000	Nationwide Mutual Insurance Company	
0140	Nationwide		31-0947092	4590479			OCH Company, LLC	OH	NIA	Nationwide Realty Investors, Ltd.	Ownership	100.000	Nationwide Mutual Insurance Company	
0140	Nationwide		31-0947092	4590442			Ohio Center Hotel Company, Ltd.	OH	NIA	Nationwide Realty Investors, Ltd.	Ownership	56.250	Nationwide Mutual Insurance Company	1
0140	Nationwide		26-0263012				Old Track Street Owners Association	OH	OTH	Other non-Nationwide	n/a		Other non-Nationwide	2
0140	Nationwide	13999	27-1712056	4286914			Olentangy Reinsurance, LLC	VT	IA	Nationwide Life and Annuity Insurance Company	Ownership	100.000	Nationwide Mutual Insurance Company	
0140	Nationwide		47-1923444				On Your Side Nationwide Insurance Agency, Inc.	OH	OTH	Nationwide Mutual Insurance Company	Ownership	100.000	Nationwide Mutual Insurance Company	2
0140	Nationwide			4596462			OYS Fund, LLC	DE	OTH	Nationwide Mutual Insurance Company	Ownership	100.000	Nationwide Mutual Insurance Company	2
0140	Nationwide			4596480			Park 288 Industrial, LLC	TX	NIA	Nationwide Mutual Insurance Company	Investor member / no control	95.000	other non-Nationwide	
0140	Nationwide		31-1486309	4590358			Perimeter A, Ltd	OH	NIA	Nationwide Realty Investors, Ltd.	Ownership	100.000	Nationwide Mutual Insurance Company	
0140	Nationwide		31-1677602	4590488			Pizzuti Properties, LLC	OH	NIA	Nationwide Realty Investors, Ltd.	Ownership	65.000	Nationwide Mutual Insurance Company	
0140	Nationwide		31-1486309	4590291			Polaris A, Ltd.	OH	NIA	Nationwide Realty Investors, Ltd.	Ownership	100.000	Nationwide Mutual Insurance Company	
0140	Nationwide		39-1907217	4287201			Premier Agency, Inc.	IA	NIA	ALLIED Group, Inc.	Ownership	100.000	Nationwide Mutual Insurance Company	

ANNUAL STATEMENT FOR THE YEAR 2014 OF THE NATIONWIDE INDEMNITY COMPANY

SCHEDULE Y
PART 1A - DETAIL OF INSURANCE HOLDING COMPANY SYSTEM

1	2	3	4	5	6	7	8	9	10	11	12	13	14	15
Group Code	Group Name	NAIC Company Code	ID Number	Federal RSSD	CIK	Name of Securities Exchange if Publicly Traded (U.S. or International)	Names of Parent, Subsidiaries Or Affiliates	Domiciliary Location	Relationship to Reporting Entity	Directly Controlled by (Name of Entity/Person)	Type of Control (Ownership, Board, Management, Attorney-in-Fact, Influence, Other)	If Control is Ownership Provide Percentage	Ultimate Controlling Entity(ies)/Person(s)	*
							Privilege Underwriters Reciprocal Exchange							
4664	Pure	12873	20-8287105	4288253			Privilege Underwriters, Inc.	FL	IA	Other non-Nationwide	n/a		Other non-Nationwide	2
4664	Pure			4288150			Pure Insurance Company	DE	IA	Other non-Nationwide	n/a		Other non-Nationwide	2
4664	Pure	13204	26-3109178	4288226			Pure Risk Management, LLC	FL	IA	Other non-Nationwide	n/a		Other non-Nationwide	2
4664	Pure			4288235			Registered Investment Advisors Services, Inc.	FL	IA	Other non-Nationwide	n/a		Other non-Nationwide	2
0140	Nationwide		75-2938844	4287005				TX	NIA	Nationwide Financial Services, Inc. Nationwide Mutual Fire Insurance Company	Ownership	100.000	Nationwide Mutual Insurance Company	
0140	Nationwide		82-0549218	4288244			Retention Alternatives, Ltd.	BMJ	IA		Ownership	100.000	Nationwide Mutual Insurance Company	1
0140	Nationwide			4595278			Riverview Diversified Opportunities Fund, LLC	DE	OTH	Nationwide Mutual Insurance Company Nationwide Mutual Fire Insurance Company	Ownership		Nationwide Mutual Insurance Company	1
0140	Nationwide			4595278			Riverview Diversified Opportunities Fund, LLC	DE	OTH		Ownership		Nationwide Mutual Insurance Company	1
0140	Nationwide			4595278			Riverview Diversified Opportunities Fund, LLC	DE	OTH		Ownership		Nationwide Mutual Insurance Company	1
0140	Nationwide			4286530			Riverview International Group, Inc.	DE	NIA	NWD Investment Management, Inc.	Ownership	100.000	Nationwide Mutual Insurance Company	
0140	Nationwide			4595287			Riverview Multi Series Fund, LL - Class Event	DE	OTH		Ownership	100.000	Nationwide Mutual Insurance Company	2
0140	Nationwide			4595335			Riverview Multi Series Fund, LL - Class N	DE	OTH		Ownership	100.000	Nationwide Mutual Insurance Company	2
0140	Nationwide			4564032			Riverview Polyphony Fund, LLC	DE	OTH		Ownership	100.000	Nationwide Mutual Insurance Company	2
0140	Nationwide	15580	31-1117969	4288002			Scottsdale Indemnity Company	OH	IA	Nationwide Mutual Insurance Company	Ownership	100.000	Nationwide Mutual Insurance Company	
0140	Nationwide	41297	31-1024978	3091988			Scottsdale Insurance Company	OH	IA	Nationwide Mutual Insurance Company	Ownership	100.000	Nationwide Mutual Insurance Company	
0140	Nationwide						Scottsdale Surplus Lines Insurance Company							
0140	Nationwide	10672	86-0835870	4287649			Streets of Toringdon, LLC	AZ	IA	Scottsdale Insurance Company	Ownership	100.000	Nationwide Mutual Insurance Company	
0140	Nationwide		31-1486309	4590303			The Hideaway Club	OH	NIA	Nationwide Realty Investors, Ltd.	Ownership	100.000	Nationwide Mutual Insurance Company	
0140	Nationwide		91-2158214				The Hideaway Owners Association	CA	OTH	Other non-Nationwide	n/a		Other non-Nationwide	2
0140	Nationwide		86-1094799				The Madison Club	CA	OTH	Other non-Nationwide	n/a		Other non-Nationwide	2
0140	Nationwide		20-3541511				The Madison Club Owners Association	CA	OTH	Other non-Nationwide	n/a		Other non-Nationwide	2
0140	Nationwide		20-3541507				The Waterfront Partners, LLC	CA	OTH	Other non-Nationwide	n/a		Other non-Nationwide	2
0140	Nationwide		31-1610040	2989882			THI Holdings (Delaware), Inc.	OH	NIA	Nationwide Realty Investors, Ltd.	Ownership	50.000	Nationwide Mutual Insurance Company	1
0140	Nationwide		52-2031677	4287751			Titan Auto Insurance of New Mexico, Inc.	DE	NIA	Nationwide Mutual Insurance Company	Ownership	100.000	Nationwide Mutual Insurance Company	
0140	Nationwide		74-2825853	4287863			Titan Indemnity Company	NM	IA	THI Holdings (Delaware), Inc.	Ownership	100.000	Nationwide Mutual Insurance Company	
0140	Nationwide	13242	74-2286759	4287797			Titan Insurance Company	TX	IA	THI Holdings (Delaware), Inc.	Ownership	100.000	Nationwide Mutual Insurance Company	
0140	Nationwide	36269	86-0619597	4287845			Titan Insurance Services, Inc.	MI	IA	Veterinary Pet Insurance Company	Ownership	100.000	Nationwide Mutual Insurance Company	
0140	Nationwide		75-1284530	4287890			V.P.I. Services, Inc.	TX	NIA	Scottsdale Insurance Company	Ownership	100.000	Nationwide Mutual Insurance Company	
0140	Nationwide		33-0160222	4653196			Veterinary Pet Insurance Company	CA	NIA	Victoria Fire & Casualty Insurance	Ownership	100.000	Nationwide Mutual Insurance Company	
0140	Nationwide	42285	95-3750113	4287685			Victoria Automobile Insurance Company	CA	IA	THI Holdings (Delaware), Inc.	Ownership	100.000	Nationwide Mutual Insurance Company	
0140	Nationwide	10644	34-1785903	4287911			Victoria Fire & Casualty Company	OH	IA	Victoria Fire & Casualty Insurance	Ownership	100.000	Nationwide Mutual Insurance Company	
0140	Nationwide	42889	34-1394913	4287827			Victoria National Insurance Company	OH	IA	Company	Ownership	100.000	Nationwide Mutual Insurance Company	
0140	Nationwide	10778	34-1842604	4287920			Victoria Select Insurance Company	OH	IA	Company	Ownership	100.000	Nationwide Mutual Insurance Company	
0140	Nationwide	10105	34-1777972	4287939			Victoria Specialty Insurance Company	OH	IA	Company	Ownership	100.000	Nationwide Mutual Insurance Company	
0140	Nationwide	10777	34-1842602	4287948			Western Heritage Insurance Company	OH	IA	Company	Ownership	100.000	Nationwide Mutual Insurance Company	
0140	Nationwide	37150	86-0561941	4287667			Westport Capital Partners II	AZ	IA	Scottsdale Insurance Company	Ownership	100.000	Nationwide Mutual Insurance Company	
0140	Nationwide			4613341			Wilson Road Developers, LLC	Nationwide Mutual Insurance Company						
0140	Nationwide		31-1486309	4590321				CT	OTH	Nationwide Defined Benefit Master Trust	Investor member / no control	71.000	other non-Nationwide	2
0140	Nationwide							OH	NIA	Nationwide Realty Investors, Ltd.	Ownership	100.000	Nationwide Mutual Insurance Company	

SCHEDULE Y

PART 1A - DETAIL OF INSURANCE HOLDING COMPANY SYSTEM

1	2	3	4	5	6	7	8	9	10	11	12	13	14	15
Group Code	Group Name	NAIC Company Code	ID Number	Federal RSSD	CIK	Name of Securities Exchange if Publicly Traded (U.S. or International)	Names of Parent, Subsidiaries Or Affiliates	Domi-ciliary Loca-tion	Relation-ship to Reporting Entity	Directly Controlled by (Name of Entity/Person)	Type of Control (Ownership, Board, Management, Attorney-in-Fact, Influence, Other)	If Control is Owner-ship Provide Percen-tage	Ultimate Controlling Entity(ies)/Person(s)	*
...0140 ...	Nationwide	4613323	Zais Zephyr A-4, LLCDE.....	...OTH.....	Nationwide Life Insurance Company	limited member / no control60.000	other non-Nationwide2

Asterisk	Explanation
1	For the purposes of this schedule, Nationwide presumed control of these entities because they are owned by at least 10% and are not wholly-owned by a Nationwide entity.
2	Other ownership indicates a non-ownership circumstance by a Nationwide entity.

ANNUAL STATEMENT FOR THE YEAR 2014 OF THE NATIONWIDE INDEMNITY COMPANY

SCHEDULE Y

PART 2 - SUMMARY OF INSURER’S TRANSACTIONS WITH ANY AFFILIATES

1	2	3	4	5	6	7	8	9	10	11	12	13
NAIC Company Code	ID Number	Names of Insurers and Parent, Subsidiaries or Affiliates	Shareholder Dividends	Capital Contributions	Purchases, Sales or Exchanges of Loans, Securities, Real Estate, Mortgage Loans or Other Investments	Income/ (Disbursements) Incurred in Connection with Guarantees or Undertakings for the Benefit of any Affiliate(s)	Management Agreements and Service Contracts	Income/ (Disbursements) Incurred Under Reinsurance Agreements	*	Any Other Material Activity Not in the Ordinary Course of the Insurer's Business	Totals	Reinsurance Recoverable/ (Payable) on Losses and/or Reserve Credit Taken/(Liability)
	26-2451988	1492 Capital, LLC	(56,850,968)	50,473,522							(6,377,446)	
00000	42-0958655	Allied Group, Inc	10,000,000	1,600,000,000							1,610,000,000	
		Allied Holding (Delaware) Inc.	611,000,000	1,286,344,682							1,897,344,682	
10127	27-0114983	Allied Insurance Company Of America		6,000,000					*		6,000,000	
42579	42-1201931	Allied Prop & Cas Ins Co		(847,000)					*		(847,000)	965,789,021
19100	42-6054959	Amco Insurance Company	(172,000,000)	(8,730,000)				(189,011,812)	*		(369,741,812)	1,643,344,072
		BCCS Investment Fund LLC		511,676							511,676	
		CHP New Markets Investment Fund, LLC		4,200							4,200	
29262	74-1061659	Colonial County Mutual Insurance Co										238,045,596
	26-4177534	Cotton Mill Partners LLC	(1,000)	323							(677)	
18961	68-0066866	Crestbrook Insurance Company	(9,000,000)	1,500,000					*		(7,500,000)	18,687,546
42587	42-1207150	Depositors Insurance Company		(423,000)					*		(423,000)	720,341,662
13838	42-0618271	Farmland Mutual Insurance Company							*			35,374,000
22209	75-6013587	Freedom Specialty Insurance Company										148,819,526
23582	41-0417250	Harleysville Insurance Company	(11,000,000)						*		(11,000,000)	331,230,123
10674	23-2864924	Halaysville Insurance Company Of New York										
			(6,000,000)						*		(6,000,000)	361,082,655
00000	51-0241172	Harleysville Group Inc.	(27,000,000)								(27,000,000)	
42900	23-2253669	Harleysville Insurance Company Of New Jersey	(159,000,000)						*		(159,000,000)	292,083,443
14516	38-3198542	Harleysville Lake States Insurance Company	(48,000,000)						*		(48,000,000)	167,706,102
40983	23-2612951	Harleysville Pennland Insurance Company		366,451,294							366,451,294	
35696	23-2384978	Harleysville Preferred Insurance Company	(164,000,000)						*		(164,000,000)	476,626,553
26182	04-1989660	Harleysville Worcester Insurance Company	(196,000,000)						*		(196,000,000)	583,276,375
	31-0871532	Insurance Intermediaries Inc	(10,000,000)								(10,000,000)	
		Leaguers Investment Fund LLC		932,400							932,400	
	20-5976272	Nationwide Alternative Investments, LLC		(24,311)							(24,311)	
11991	38-0865250	National Casualty Company										1,291,161,288
00000	42-1154244	Nationwide Advantage Mortgage Company		10,000,000							10,000,000	
26093	48-0470690	Nationwide Affinity Insurance Company Of America							*			836,185,556
28223	42-1015537	Nationwide Agribusiness Insurance Company							*			1,143,918,919
10723	95-0639970	Nationwide Assurance Company										23,471,277
00000	31-4416546	Nationwide Corporation	(1,083,269)								(1,083,269)	
00000	31-1486870	Nationwide Financial Services, Inc.		53,700,000						(395,000,000)	(341,300,000)	
23760	31-4425763	Nationwide General Insurance Company							*			486,444,371
10070	31-1399201	Nationwide Indemnity Company	(50,000,000)								(50,000,000)	(450,843,753)
25453	95-2130882	Nationwide Insurance Company Of America										877,274,105
10948	31-1613686	Nationwide Insurance Company Of Florida										162,092
92657	31-1000740	Nationwide Life And Annuity Insurance Company		290,000,000							290,000,000	1,394,858,287
66869	31-4156830	Nationwide Life Insurance Company		(343,700,000)						395,000,000	51,300,000	(152,768,788)

ANNUAL STATEMENT FOR THE YEAR 2014 OF THE NATIONWIDE INDEMNITY COMPANY

SCHEDULE Y

PART 2 - SUMMARY OF INSURER’S TRANSACTIONS WITH ANY AFFILIATES

1	2	3	4	5	6	7	8	9	10	11	12	13
NAIC Company Code	ID Number	Names of Insurers and Parent, Subsidiaries or Affiliates	Shareholder Dividends	Capital Contributions	Purchases, Sales or Exchanges of Loans, Securities, Real Estate, Mortgage Loans or Other Investments	Income/ (Disbursements) Incurred in Connection with Guarantees or Undertakings for the Benefit of any Affiliate(s)	Management Agreements and Service Contracts	Income/ (Disbursements) Incurred Under Reinsurance Agreements	*	Any Other Material Activity Not in the Ordinary Course of the Insurer's Business	Totals	Reinsurance Recoverable/ (Payable) on Losses and/or Reserve Credit Taken/(Liability)
42110	75-1780981	Nationwide Lloyds										44,358,549
		Nationwide Mutual Capital, LLC	(2,264,090)								(2,264,090)	
23779	31-4177110	Nationwide Mutual Fire Ins Company	43,137,052	(5,959,253)					*		37,177,799	(626,906,109)
23787	31-4177100	Nationwide Mutual Ins Company	390,835,308	(3,551,376,419)				506,342,913	*		(2,654,198,198)	(13,732,522,419)
	34-2012765	Nationwide Private Equity Fund, LLC	(60,575,582)	10,806,479							(49,769,103)	
37877	31-0970750	Nationwide Property And Casualty Ins Company						(317,331,101)	*		(317,331,101)	1,423,555,793
00000	31-1486309	Nationwide Realty Investors, Ltd		46,750,000							46,750,000	
	31-4177100	Nationwide Services Co, LLC	(482,000)								(482,000)	
	47-1413242	Nationwide Tax Credit Partners 2014 - C LLC		3,482,198							3,482,198	
	31-1630871	NFS Distributors, Inc.		(46,000,000)							(46,000,000)	
	14-1892640	NHT Xii Tax Credit Fund, LLC		4,016							4,016	
	31-1486309	NTCIF-2011 Georgia State Investor, LLC	(448,058)								(448,058)	
	90-0729552	NTCIF-2011, LLC	(28,085,478)	5,959,253							(22,126,225)	
	26-1903919	NW-Rei, LLC	(14,477,866)	82,138,940							67,661,074	
13999	27-1712056	Olentangy Reinsurance,LLC										(1,242,089,499)
	47-1923444	On Your Side Nationwide Insurance Agency Inc		56,001,000							56,001,000	
		Oys Fund, LLC	(23,000,000)	56,000,000							33,000,000	
	82-0549218	Retention Alternatives, Inc	(15,000,000)								(15,000,000)	
		Riverview Multi Series Fund, LI - Class Event	(704,049)								(704,049)	
15580	31-1117969	Scottsdale Indemnity Company										462,331,570
41297	31-1024978	Scottsdale Insurance Company							*			1,376,514,367
10672	86-0835870	Scottsdale Surplus Lines Insurance Company		30,000,000							30,000,000	16,823,662
13242	74-2286759	Titan Indemnity Insurance Company										152,552,078
36269	86-0619597	Titan Insurance Company										24,965,445
10778	34-1842604	Victoria National Insurance Company							*			1,204
10644	34-1785903	Victoria Auto Insurance Company							*			38,543,924
42889	34-1394913	Victoria Fire & Casualty Insurance Company										
									*			183,107,731
10108	34-1777972	Victoria Select Insurance Company							*			68,179,111
10777	34-1842602	Victoria Specialty Insurance Company							*			41,768,968
42285	95-3750113	Veterinary Pet Ins Co		(3,200,000)							(3,200,000)	(1,196,540)
	33-0160222	V.P.I Services,Inc.		3,200,000							3,200,000	
37150	86-0561941	Western Heritage Insurance Company										337,742,137
9999999 Control Totals									XXX			

ANNUAL STATEMENT FOR THE YEAR 2014 OF THE NATIONWIDE INDEMNITY COMPANY












SUPPLEMENTAL EXHIBITS AND SCHEDULES INTERROGATORIES

The following supplemental reports are required to be filed as part of your statement filing unless specifically waived by the domiciliary state. However, in the event that your domiciliary state waives the filing requirement, your response of **WAIVED** to the specific interrogatory will be accepted in lieu of filing a “NONE” report and a bar code will be printed below. If the supplement is required of your company but is not being filed for whatever reason enter **SEE EXPLANATION** and provide an explanation following the interrogatory questions.

		Responses
MARCH FILING		
1.	Will an actuarial opinion be filed by March 1?	YES
2.	Will the Supplemental Compensation Exhibit be filed with the state of domicile by March 1?	YES
3.	Will the confidential Risk-based Capital Report be filed with the NAIC by March 1?.....	YES
4.	Will the confidential Risk-based Capital Report be filed with the state of domicile, if required by March 1?.....	YES
APRIL FILING		
5.	Will the Insurance Expense Exhibit be filed with the state of domicile and the NAIC by April 1?	YES
6.	Will Management’s Discussion and Analysis be filed by April 1?	YES
7.	Will the Supplemental Investment Risk Interrogatories be filed by April 1?	YES
MAY FILING		
8.	Will this company be included in a combined annual statement which is filed with the NAIC by May 1?	YES
JUNE FILING		
9.	Will an audited financial report be filed by June 1?	YES
10.	Will Accountant’s Letter of Qualifications be filed with the state of domicile and electronically with the NAIC by June 1?	YES
AUGUST FILING		
11.	Will Communication of Internal Control Related Matters Noted in Audit be filed with the state of domicile by August 1?	YES








The following supplemental reports are required to be filed as part of your annual statement filing. However, in the event that your company does not transact the type of business for which the special report must be filed, your response of **NO** to the specific interrogatory will be accepted in lieu of filing a “NONE” report and a bar code will be printed below. If the supplemental is required of your company but is not being filed for whatever reason enter **SEE EXPLANATION** and provide an explanation following the interrogatory questions.

MARCH FILING		
12.	Will Schedule SIS (Stockholder Information Supplement) be filed with the state of domicile by March 1?	NO
13.	Will the Financial Guaranty Insurance Exhibit be filed by March 1?.....	NO
14.	Will the Medicare Supplement Insurance Experience Exhibit be filed with the state of domicile and the NAIC by March 1?.....	NO
15.	Will Supplement A to Schedule T (Medical Professional Liability Supplement) be filed by March 1?	YES
16.	Will the Trusteed Surplus Statement be filed with the state of domicile and the NAIC by March 1?	NO
17.	Will the Premiums Attributed to Protected Cells Exhibit be filed by March 1?	NO
18.	Will the Reinsurance Summary Supplemental Filing for General Interrogatory 9 be filed with the state of domicile and the NAIC by March 1?	NO
19.	Will the Medicare Part D Coverage Supplement be filed with the state of domicile and the NAIC by March 1?.....	NO
20.	Will the confidential Actuarial Opinion Summary be filed with the state of domicile, if required, by March 15 (or the date otherwise specified)?.....	YES
21.	Will the Reinsurance Attestation Supplement be filed with the state of domicile and the NAIC by March 1?	NO
22.	Will the Exceptions to the Reinsurance Attestation Supplement be filed with the state of domicile by March 1?	NO
23.	Will the Bail Bond Supplement be filed with the state of domicile and the NAIC by March 1?	NO
24.	Will the Director and Officer Insurance Coverage Supplement be filed with the state of domicile and the NAIC by March 1?	NO
25.	Will an approval from the reporting entity’s state of domicile for relief related to the five-year rotation requirement for lead audit partner be filed electronically with the NAIC by March 1?	NO
26.	Will an approval from the reporting entity’s state of domicile for relief related to the one-year cooling off period for independent CPA be filed electronically with the NAIC by March 1?	NO
27.	Will an approval from the reporting entity’s state of domicile for relief related to the Requirements for Audit Committees be filed electronically with the NAIC by March 1?.....	NO
APRIL FILING		
28.	Will the Credit Insurance Experience Exhibit be filed with the state of domicile and the NAIC by April 1?	NO
29.	Will the Long-term Care Experience Reporting Forms be filed with the state of domicile and the NAIC by April 1?	NO
30.	Will the Accident and Health Policy Experience Exhibit be filed by April 1?	YES
31.	Will the Supplemental Health Care Exhibit (Parts 1, 2 and 3) be filed with the state of domicile and the NAIC by April 1?	NO
32.	Will the regulator only (non-public) Supplemental Health Care Exhibit’s Expense Allocation Report be filed with the state of domicile and the NAIC by April 1?	NO
AUGUST FILING		
33.	Will Management’s Report of Internal Control Over Financial Reporting be filed with the state of domicile by August 1?	YES
Explanations:		
12.		
13.		
14.		
16.		
17.		
18.		
19.		
21.		
22.		
23.		
24.		
25.		
26.		
27.		
28.		
29.		
31.		
32.		

Bar Codes:	
12.	SIS Stockholder Information Supplement [Document Identifier 420]
	
13.	Financial Guaranty Insurance Exhibit [Document Identifier 240]
	
14.	Medicare Supplement Insurance Experience Exhibit [Document Identifier 360]
	
16.	Trusteed Surplus Statement [Document Identifier 490]
	
17.	Premiums Attributed to Protected Cells [Document Identifier 385]
	
18.	Reinsurance Summary Supplemental Filing [Document Identifier 401]
	
19.	Medicare Part D Coverage Supplement [Document Identifier 365]
	
21.	Reinsurance Attestation Supplement [Document Identifier 399]
	
22.	Exceptions to the Reinsurance Attestation Supplement [Document Identifier 400]
	
23.	Bail Bond Supplement [Document Identifier 500]
	
24.	Director and Officer Insurance Coverage Supplement [Document Identifier 505]
	

ANNUAL STATEMENT FOR THE YEAR 2014 OF THE NATIONWIDE INDEMNITY COMPANY

SUPPLEMENTAL EXHIBITS AND SCHEDULES INTERROGATORIES

25.	Relief from the five-year rotation requirement for lead audit partner [Document Identifier 224]	 1 0 0 7 0 2 0 1 4 2 2 4 0 0 0 0 0 0
26.	Relief from the one-year cooling off period for independent CPA [Document Identifier 225]	 1 0 0 7 0 2 0 1 4 2 2 5 0 0 0 0 0 0
27.	Relief from the Requirements for Audit Committees [Document Identifier 226]	 1 0 0 7 0 2 0 1 4 2 2 6 0 0 0 0 0 0
28.	Credit Insurance Experience Exhibit [Document Identifier 230]	 1 0 0 7 0 2 0 1 4 2 3 0 0 0 0 0 0 0
29.	Long-Term Care Experience Reporting Forms [Document Identifier 306]	 1 0 0 7 0 2 0 1 4 3 0 6 0 0 0 0 0 0
31.	Supplemental Health Care Exhibit (Parts 1, 2 and 3) [Document Identifier 216]	 1 0 0 7 0 2 0 1 4 2 1 6 0 0 0 0 0 0
32.	Supplemental Health Care Exhibit's Expense Allocation Report [Document Identifier 217]	 1 0 0 7 0 2 0 1 4 2 1 7 0 0 0 0 0 0

ANNUAL STATEMENT FOR THE YEAR 2014 OF THE NATIONWIDE INDEMNITY COMPANY

OVERFLOW PAGE FOR WRITE-INS

Additional Write-ins for Assets Line 25

		Current Year			Prior Year
		1	2	3	4
		Assets	Nonadmitted Assets	Net Admitted Assets (Cols. 1 - 2)	Net Admitted Assets
2504.	Other assets nonadmitted	3,484	3,484		
2597.	Summary of remaining write-ins for Line 25 from overflow page	3,484	3,484		



Designate the type of health care
providers reported on this page:
Physicians, including surgeons
and osteopaths

SUPPLEMENT "A" TO SCHEDULE T
EXHIBIT OF MEDICAL PROFESSIONAL LIABILITY PREMIUMS WRITTEN
ALLOCATED BY STATES AND TERRITORIES

States, etc.		1 Direct Premiums Written	2 Direct Premiums Earned	Direct Losses Paid		5 Direct Losses Incurred	Direct Losses Unpaid		8 Direct Losses Incurred But Not Reported
				3	4		6	7	
				Amount	Number of Claims		Amount Reported	Number of Claims	
1.	Alabama.....AL								
2.	Alaska.....AK								
3.	Arizona.....AZ								
4.	Arkansas.....AR								
5.	California.....CA								
6.	Colorado.....CO								
7.	Connecticut.....CT								
8.	Delaware.....DE								
9.	District of Columbia.....DC								
10.	Florida.....FL								
11.	Georgia.....GA								
12.	Hawaii.....HI								
13.	Idaho.....ID								
14.	Illinois.....IL								
15.	Indiana.....IN								
16.	Iowa.....IA								
17.	Kansas.....KS								
18.	Kentucky.....KY								
19.	Louisiana.....LA								
20.	Maine.....ME								
21.	Maryland.....MD								
22.	Massachusetts.....MA								
23.	Michigan.....MI								
24.	Minnesota.....MN								
25.	Mississippi.....MS								
26.	Missouri.....MO								
27.	Montana.....MT								
28.	Nebraska.....NE								
29.	Nevada.....NV								
30.	New Hampshire.....NH								
31.	New Jersey.....NJ								
32.	New Mexico.....NM								
33.	New York.....NY								
34.	North Carolina.....NC								
35.	North Dakota.....ND								
36.	Ohio.....OH								
37.	Oklahoma.....OK								
38.	Oregon.....OR								
39.	Pennsylvania.....PA								
40.	Rhode Island.....RI								
41.	South Carolina.....SC								
42.	South Dakota.....SD								
43.	Tennessee.....TN								
44.	Texas.....TX								
45.	Utah.....UT								
46.	Vermont.....VT								
47.	Virginia.....VA								
48.	Washington.....WA								
49.	West Virginia.....WV								
50.	Wisconsin.....WI								
51.	Wyoming.....WY								
52.	American Samoa.....AS								
53.	Guam.....GU								
54.	Puerto Rico.....PR								
55.	U.S. Virgin Islands.....VI								
56.	Northern Mariana Islands.....MP								
57.	Canada.....CAN								
58.	Aggregate other alien.....OT								
59.	Total								
DETAILS OF WRITE-INS									
58001.								
58002.								
58003.								
58998.	Summary of remaining write-ins for Line 58 from overflow page								
58999.	Totals (Lines 58001 thru 58003 plus 58998)(Line 58 above)								



Designate the type of health care
providers reported on this page:
Hospitals

SUPPLEMENT "A" TO SCHEDULE T
EXHIBIT OF MEDICAL PROFESSIONAL LIABILITY PREMIUMS WRITTEN
ALLOCATED BY STATES AND TERRITORIES

	States, etc.	1 Direct Premiums Written	2 Direct Premiums Earned	Direct Losses Paid		5 Direct Losses Incurred	Direct Losses Unpaid		8 Direct Losses Incurred But Not Reported
				3 Amount	4 Number of Claims		6 Amount Reported	7 Number of Claims	
1.	Alabama.....AL								
2.	Alaska.....AK								
3.	Arizona.....AZ								
4.	Arkansas.....AR								
5.	California.....CA								
6.	Colorado.....CO								
7.	Connecticut.....CT								
8.	Delaware.....DE								
9.	District of Columbia.....DC								
10.	Florida.....FL								
11.	Georgia.....GA								
12.	Hawaii.....HI								
13.	Idaho.....ID								
14.	Illinois.....IL								
15.	Indiana.....IN								
16.	Iowa.....IA								
17.	Kansas.....KS								
18.	Kentucky.....KY								
19.	Louisiana.....LA								
20.	Maine.....ME								
21.	Maryland.....MD								
22.	Massachusetts.....MA								
23.	Michigan.....MI								
24.	Minnesota.....MN								
25.	Mississippi.....MS								
26.	Missouri.....MO								
27.	Montana.....MT								
28.	Nebraska.....NE								
29.	Nevada.....NV								
30.	New Hampshire.....NH								
31.	New Jersey.....NJ								
32.	New Mexico.....NM								
33.	New York.....NY								
34.	North Carolina.....NC								
35.	North Dakota.....ND								
36.	Ohio.....OH								
37.	Oklahoma.....OK								
38.	Oregon.....OR								
39.	Pennsylvania.....PA								
40.	Rhode Island.....RI								
41.	South Carolina.....SC								
42.	South Dakota.....SD								
43.	Tennessee.....TN								
44.	Texas.....TX								
45.	Utah.....UT								
46.	Vermont.....VT								
47.	Virginia.....VA								
48.	Washington.....WA								
49.	West Virginia.....WV								
50.	Wisconsin.....WI								
51.	Wyoming.....WY								
52.	American Samoa.....AS								
53.	Guam.....GU								
54.	Puerto Rico.....PR								
55.	U.S. Virgin Islands.....VI								
56.	Northern Mariana Islands.....MP								
57.	Canada.....CAN								
58.	Aggregate other alien.....OT								
59.	Total								
DETAILS OF WRITE-INS									
58001.								
58002.								
58003.								
58998.	Summary of remaining write-ins for Line 58 from overflow page.....								
58999.	Totals (Lines 58001 thru 58003 plus 58998)(Line 58 above)								

NONE



Designate the type of health care
providers reported on this page:
Other health care professionals,
including dentists,
chiropractors, and podiatrists

SUPPLEMENT "A" TO SCHEDULE T
EXHIBIT OF MEDICAL PROFESSIONAL LIABILITY PREMIUMS WRITTEN
ALLOCATED BY STATES AND TERRITORIES

	1	2	Direct Losses Paid		5	Direct Losses Unpaid		8
			3	4		6	7	
States, etc.	Direct Premiums Written	Direct Premiums Earned	Amount	Number of Claims	Direct Losses Incurred	Amount Reported	Number of Claims	Direct Losses Incurred But Not Reported
1. Alabama.....AL								
2. Alaska.....AK								
3. Arizona.....AZ								
4. Arkansas.....AR								
5. California.....CA								
6. Colorado.....CO								
7. Connecticut.....CT								
8. Delaware.....DE								
9. District of Columbia.....DC								
10. Florida.....FL								
11. Georgia.....GA								
12. Hawaii.....HI								
13. Idaho.....ID								
14. Illinois.....IL								
15. Indiana.....IN								
16. Iowa.....IA								
17. Kansas.....KS								
18. Kentucky.....KY								
19. Louisiana.....LA								
20. Maine.....ME								
21. Maryland.....MD								
22. Massachusetts.....MA								
23. Michigan.....MI								
24. Minnesota.....MN								
25. Mississippi.....MS								
26. Missouri.....MO								
27. Montana.....MT								
28. Nebraska.....NE								
29. Nevada.....NV								
30. New Hampshire.....NH								
31. New Jersey.....NJ								
32. New Mexico.....NM								
33. New York.....NY								
34. North Carolina.....NC								
35. North Dakota.....ND								
36. Ohio.....OH								
37. Oklahoma.....OK								
38. Oregon.....OR								
39. Pennsylvania.....PA								
40. Rhode Island.....RI								
41. South Carolina.....SC								
42. South Dakota.....SD								
43. Tennessee.....TN								
44. Texas.....TX								
45. Utah.....UT								
46. Vermont.....VT								
47. Virginia.....VA								
48. Washington.....WA								
49. West Virginia.....WV								
50. Wisconsin.....WI								
51. Wyoming.....WY								
52. American Samoa.....AS								
53. Guam.....GU								
54. Puerto Rico.....PR								
55. U.S. Virgin Islands.....VI								
56. Northern Mariana Islands.....MP								
57. Canada.....CAN								
58. Aggregate other alien.....OT								
59. Total								
DETAILS OF WRITE-INS								
58001.								
58002.								
58003.								
58998. Summary of remaining write-ins for Line 58 from overflow page.....								
58999. Totals (Lines 58001 thru 58003 plus 58998)(Line 58 above)								



Designate the type of health care
providers reported on this page:
Other health care facilities

SUPPLEMENT "A" TO SCHEDULE T
EXHIBIT OF MEDICAL PROFESSIONAL LIABILITY PREMIUMS WRITTEN
ALLOCATED BY STATES AND TERRITORIES

	1	2	Direct Losses Paid		5	Direct Losses Unpaid		8
			3	4		6	7	
States, etc.	Direct Premiums Written	Direct Premiums Earned	Amount	Number of Claims	Direct Losses Incurred	Amount Reported	Number of Claims	Direct Losses Incurred But Not Reported
1. Alabama.....AL								
2. Alaska.....AK								
3. Arizona.....AZ								
4. Arkansas.....AR								
5. California.....CA								
6. Colorado.....CO								
7. Connecticut.....CT								
8. Delaware.....DE								
9. District of Columbia.....DC								
10. Florida.....FL								
11. Georgia.....GA								
12. Hawaii.....HI								
13. Idaho.....ID								
14. Illinois.....IL								
15. Indiana.....IN								
16. Iowa.....IA								
17. Kansas.....KS								
18. Kentucky.....KY								
19. Louisiana.....LA								
20. Maine.....ME								
21. Maryland.....MD								
22. Massachusetts.....MA								
23. Michigan.....MI								
24. Minnesota.....MN								
25. Mississippi.....MS								
26. Missouri.....MO								
27. Montana.....MT								
28. Nebraska.....NE								
29. Nevada.....NV								
30. New Hampshire.....NH								
31. New Jersey.....NJ								
32. New Mexico.....NM								
33. New York.....NY								
34. North Carolina.....NC								
35. North Dakota.....ND								
36. Ohio.....OH								
37. Oklahoma.....OK								
38. Oregon.....OR								
39. Pennsylvania.....PA								
40. Rhode Island.....RI								
41. South Carolina.....SC								
42. South Dakota.....SD								
43. Tennessee.....TN								
44. Texas.....TX								
45. Utah.....UT								
46. Vermont.....VT								
47. Virginia.....VA								
48. Washington.....WA								
49. West Virginia.....WV								
50. Wisconsin.....WI								
51. Wyoming.....WY								
52. American Samoa.....AS								
53. Guam.....GU								
54. Puerto Rico.....PR								
55. U.S. Virgin Islands.....VI								
56. Northern Mariana Islands.....MP								
57. Canada.....CAN								
58. Aggregate other alien.....OT								
59. Total								
DETAILS OF WRITE-INS								
58001.								
58002.								
58003.								
58998. Summary of remaining write-ins for Line 58 from overflow page.....								
58999. Totals (Lines 58001 thru 58003 plus 58998)(Line 58 above)								

NONE

ALPHABETICAL INDEX

ANNUAL STATEMENT BLANK

Assets 2

Cash Flow 5

Exhibit of Capital Gains (Losses) 12

Exhibit of Net Investment Income 12

Exhibit of Nonadmitted Assets 13

Exhibit of Premiums and Losses (State Page) 19

Five-Year Historical Data 17

General Interrogatories 15

Jurat Page 1

Liabilities, Surplus and Other Funds 3

Notes To Financial Statements 14

Overflow Page For Write-ins 100

Schedule A - Part 1 E01

Schedule A - Part 2 E02

Schedule A - Part 3 E03

Schedule A - Verification Between Years SI02

Schedule B - Part 1 E04

Schedule B - Part 2 E05

Schedule B - Part 3 E06

Schedule B - Verification Between Years SI02

Schedule BA - Part 1 E07

Schedule BA - Part 2 E08

Schedule BA - Part 3 E09

Schedule BA - Verification Between Years SI03

Schedule D - Part 1 E10

Schedule D - Part 1A - Section 1 SI05

Schedule D - Part 1A - Section 2 SI08

Schedule D - Part 2 - Section 1 E11

Schedule D - Part 2 - Section 2 E12

Schedule D - Part 3 E13

Schedule D - Part 4 E14

Schedule D - Part 5 E15

Schedule D - Part 6 - Section 1 E16

Schedule D - Part 6 - Section 2 E16

Schedule D - Summary By Country SI04

Schedule D - Verification Between Years SI03

Schedule DA - Part 1 E17

Schedule DA - Verification Between Years SI10

Schedule DB - Part A - Section 1 E18

Schedule DB - Part A - Section 2 E19

Schedule DB - Part A - Verification Between Years SI11

Schedule DB - Part B - Section 1 E20

Schedule DB - Part B - Section 2 E21

Schedule DB - Part B - Verification Between Years SI11

Schedule DB - Part C - Section 1 SI12

Schedule DB - Part C - Section 2 SI13

Schedule DB - Part D - Section 1 E22

Schedule DB - Part D - Section 2 E23

Schedule DB - Verification SI14

Schedule DL - Part 1 E24

Schedule DL - Part 2 E25

Schedule E - Part 1 - Cash E26

Schedule E - Part 2 - Cash Equivalents E27

Schedule E - Part 3 - Special Deposits E28

Schedule E - Verification Between Years SI15

Schedule F - Part 1 20

Schedule F - Part 2 21

Schedule F - Part 3 22

Schedule F - Part 4 23

Schedule F - Part 5 24

Schedule F - Part 6 - Section 1 25

Schedule F - Part 6 - Section 2 26

Schedule F - Part 7 27

Schedule F - Part 8 28

Schedule F - Part 9 29

ANNUAL STATEMENT BLANK (Continued)

Schedule H - Accident and Health Exhibit - Part 1	30
Schedule H - Part 2, Part 3 and 4	31
Schedule H - Part 5 - Health Claims	32
Schedule P - Part 1 - Summary	33
Schedule P - Part 1A - Homeowners/Farmowners	35
Schedule P - Part 1B - Private Passenger Auto Liability/Medical	36
Schedule P - Part 1C - Commercial Auto/Truck Liability/Medical	37
Schedule P - Part 1D - Workers' Compensation (Excluding Excess Workers' Compensation)	38
Schedule P - Part 1E - Commercial Multiple Peril	39
Schedule P - Part 1F - Section 1 - Medical Professional Liability - Occurrence	40
Schedule P - Part 1F - Section 2 - Medical Professional Liability - Claims-Made	41
Schedule P - Part 1G - Special Liability (Ocean, Marine, Aircraft (All Perils), Boiler and Machinery)	42
Schedule P - Part 1H - Section 1 - Other Liability-Occurrence	43
Schedule P - Part 1H - Section 2 - Other Liability - Claims-Made	44
Schedule P - Part 1I - Special Property (Fire, Allied Lines, Inland Marine, Earthquake, Burglary & Theft)	45
Schedule P - Part 1J - Auto Physical Damage	46
Schedule P - Part 1K - Fidelity/Surety	47
Schedule P - Part 1L - Other (Including Credit, Accident and Health)	48
Schedule P - Part 1M - International	49
Schedule P - Part 1N - Reinsurance - Nonproportional Assumed Property	50
Schedule P - Part 1O - Reinsurance - Nonproportional Assumed Liability	51
Schedule P - Part 1P - Reinsurance - Nonproportional Assumed Financial Lines	52
Schedule P - Part 1R - Section 1 - Products Liability - Occurrence	53
Schedule P - Part 1R - Section 2 - Products Liability - Claims-Made	54
Schedule P - Part 1S - Financial Guaranty/Mortgage Guaranty	55
Schedule P - Part 1T - Warranty	56
Schedule P - Part 2, Part 3 and Part 4 - Summary	34
Schedule P - Part 2A - Homeowners/Farmowners	57
Schedule P - Part 2B - Private Passenger Auto Liability/Medical	57
Schedule P - Part 2C - Commercial Auto/Truck Liability/Medical	57
Schedule P - Part 2D - Workers' Compensation (Excluding Excess Workers' Compensation)	57
Schedule P - Part 2E - Commercial Multiple Peril	57
Schedule P - Part 2F - Section 1 - Medical Professional Liability - Occurrence	58
Schedule P - Part 2F - Section 2 - Medical Professional Liability - Claims-Made	58
Schedule P - Part 2G - Special Liability (Ocean Marine, Aircraft (All Perils), Boiler and Machinery)	58
Schedule P - Part 2H - Section 1 - Other Liability - Occurrence	58
Schedule P - Part 2H - Section 2 - Other Liability - Claims-Made	58
Schedule P - Part 2I - Special Property (Fire, Allied Lines, Inland Marine, Earthquake, Burglary, and Theft)	59
Schedule P - Part 2J - Auto Physical Damage	59
Schedule P - Part 2K - Fidelity, Surety	59
Schedule P - Part 2L - Other (Including Credit, Accident and Health)	59
Schedule P - Part 2M - International	59
Schedule P - Part 2N - Reinsurance - Nonproportional Assumed Property	60
Schedule P - Part 2O - Reinsurance - Nonproportional Assumed Liability	60
Schedule P - Part 2P - Reinsurance - Nonproportional Assumed Financial Lines	60
Schedule P - Part 2R - Section 1 - Products Liability - Occurrence	61
Schedule P - Part 2R - Section 2 - Products Liability - Claims-Made	61
Schedule P - Part 2S - Financial Guaranty/Mortgage Guaranty	61
Schedule P - Part 2T - Warranty	61
Schedule P - Part 3A - Homeowners/Farmowners	62
Schedule P - Part 3B - Private Passenger Auto Liability/Medical	62
Schedule P - Part 3C - Commercial Auto/Truck Liability/Medical	62
Schedule P - Part 3D - Workers' Compensation (Excluding Excess Workers' Compensation)	62
Schedule P - Part 3E - Commercial Multiple Peril	62
Schedule P - Part 3F - Section 1 - Medical Professional Liability - Occurrence	63
Schedule P - Part 3F - Section 2 - Medical Professional Liability - Claims-Made	63
Schedule P - Part 3G - Special Liability (Ocean Marine, Aircraft (All Perils), Boiler and Machinery)	63
Schedule P - Part 3H - Section 1 - Other Liability - Occurrence	63
Schedule P - Part 3H - Section 2 - Other Liability - Claims-Made	63
Schedule P - Part 3I - Special Property (Fire, Allied Lines, Inland Marine, Earthquake, Burglary, and Theft)	64
Schedule P - Part 3J - Auto Physical Damage	64
Schedule P - Part 3K - Fidelity/Surety	64
Schedule P - Part 3L - Other (Including Credit, Accident and Health)	64
Schedule P - Part 3M - International	64
Schedule P - Part 3N - Reinsurance - Nonproportional Assumed Property	65
Schedule P - Part 3O - Reinsurance - Nonproportional Assumed Liability	65
Schedule P - Part 3P - Reinsurance - Nonproportional Assumed Financial Lines	65
Schedule P - Part 3R - Section 1 - Products Liability - Occurrence	66
Schedule P - Part 3R - Section 2 - Products Liability - Claims-Made	66
Schedule P - Part 3S - Financial Guaranty/Mortgage Guaranty	66
Schedule P - Part 3T - Warranty	66

ANNUAL STATEMENT BLANK (Continued)

Schedule P - Part 4A - Homeowners/Farmowners	67
Schedule P - Part 4B - Private Passenger Auto Liability/Medical	67
Schedule P - Part 4C - Commercial Auto/Truck Liability/Medical	67
Schedule P - Part 4D - Workers' Compensation (Excluding Excess Workers' Compensation)	67
Schedule P - Part 4E - Commercial Multiple Peril	67
Schedule P - Part 4F - Section 1 - Medical Professional Liability - Occurrence	68
Schedule P - Part 4F - Section 2 - Medical Professional Liability - Claims-Made	68
Schedule P - Part 4G - Special Liability (Ocean Marine, Aircraft (All Perils), Boiler and Machinery)	68
Schedule P - Part 4H - Section 1 - Other Liability - Occurrence	68
Schedule P - Part 4H - Section 2 - Other Liability - Claims-Made	68
Schedule P - Part 4I - Special Property (Fire, Allied Lines, Inland Marine, Earthquake, Burglary and Theft)	69
Schedule P - Part 4J - Auto Physical Damage	69
Schedule P - Part 4K - Fidelity/Surety	69
Schedule P - Part 4L - Other (Including Credit, Accident and Health)	69
Schedule P - Part 4M - International	69
Schedule P - Part 4N - Reinsurance - Nonproportional Assumed Property	70
Schedule P - Part 4O - Reinsurance - Nonproportional Assumed Liability	70
Schedule P - Part 4P - Reinsurance - Nonproportional Assumed Financial Lines	70
Schedule P - Part 4R - Section 1 - Products Liability - Occurrence	71
Schedule P - Part 4R - Section 2 - Products Liability - Claims-Made	71
Schedule P - Part 4S - Financial Guaranty/Mortgage Guaranty	71
Schedule P - Part 4T - Warranty	71
Schedule P - Part 5A - Homeowners/Farmowners	72
Schedule P - Part 5B - Private Passenger Auto Liability/Medical	73
Schedule P - Part 5C - Commercial Auto/Truck Liability/Medical	74
Schedule P - Part 5D - Workers' Compensation (Excluding Excess Workers' Compensation)	75
Schedule P - Part 5E - Commercial Multiple Peril	76
Schedule P - Part 5F - Medical Professional Liability - Claims-Made	78
Schedule P - Part 5F - Medical Professional Liability - Occurrence	77
Schedule P - Part 5H - Other Liability - Claims-Made	80
Schedule P - Part 5H - Other Liability - Occurrence	79
Schedule P - Part 5R - Products Liability - Claims-Made	82
Schedule P - Part 5R - Products Liability - Occurrence	81
Schedule P - Part 5T - Warranty	83
Schedule P - Part 6C - Commercial Auto/Truck Liability/Medical	84
Schedule P - Part 6D - Workers' Compensation (Excluding Excess Workers' Compensation)	84
Schedule P - Part 6E - Commercial Multiple Peril	85
Schedule P - Part 6H - Other Liability - Claims-Made	86
Schedule P - Part 6H - Other Liability - Occurrence	85
Schedule P - Part 6M - International	86
Schedule P - Part 6N - Reinsurance - Nonproportional Assumed Property	87
Schedule P - Part 6O - Reinsurance - Nonproportional Assumed Liability	87
Schedule P - Part 6R - Products Liability - Claims-Made	88
Schedule P - Part 6R - Products Liability - Occurrence	88
Schedule P - Part 7A - Primary Loss Sensitive Contracts	89
Schedule P - Part 7B - Reinsurance Loss Sensitive Contracts	91
Schedule P Interrogatories	93
Schedule T - Exhibit of Premiums Written	94
Schedule T - Part 2 - Interstate Compact	95
Schedule Y - Information Concerning Activities of Insurer Members of a Holding Company Group	96
Schedule Y - Part 1A - Detail of Insurance Holding Company System	97
Schedule Y - Part 2 - Summary of Insurer's Transactions With Any Affiliates	98
Statement of Income	4
Summary Investment Schedule	SI01
Supplemental Exhibits and Schedules Interrogatories	99
Underwriting and Investment Exhibit Part 1	6
Underwriting and Investment Exhibit Part 1A	7
Underwriting and Investment Exhibit Part 1B	8
Underwriting and Investment Exhibit Part 2	9
Underwriting and Investment Exhibit Part 2A	10
Underwriting and Investment Exhibit Part 3	11