



QUARTERLY STATEMENT

AS OF SEPTEMBER 30, 2014
OF THE CONDITION AND AFFAIRS OF THE

The General Automobile Insurance Company, Inc.

NAIC Group Code 00473 , 00473 NAIC Company Code 13703 Employer's ID Number 26-2465659
(Current Period) (Prior Period)

Organized under the Laws of Ohio , State of Domicile or Port of Entry Ohio
Country of Domicile United States

Incorporated/Organized 01/22/2009 Commenced Business 01/28/2010

Statutory Home Office 9700 Rockside Road, Suite 250 , Valley View, OH, US 44125
(Street and Number) (City or Town, State, Country and Zip Code)

Main Administrative Office 2636 Elm Hill Pike, Suite 510 Nashville, TN, US 37214 615-242-1961
(Street and Number) (City or Town, State, Country and Zip Code) (Area Code) (Telephone Number)

Mail Address P. O. Box 305054 , Nashville, TN, US 37230-5054
(Street and Number or P.O. Box) (City or Town, State, Country and Zip Code)

Primary Location of Books and Records 2636 Elm Hill Pike, Suite 510 Nashville, TN, US 37214 615-744-1221
(Street and Number) (City or Town, State, Country and Zip Code) (Area Code) (Telephone Number)

Internet Web Site Address www.pgac.com

Statutory Statement Contact R Burton Barnes Jr. 615-744-1221
(Name) (Area Code) (Telephone Number) (Extension)
bbarnes@pgac.com 615-744-1608
(E-Mail Address) (Fax Number)

OFFICERS

Name	Title	Name	Title
<u>David Lee Hettinger</u>	<u>Sr. V.P., Chief Administrative Officer</u>	<u>Brian Michael Donovan</u>	<u>CFO, Treasurer & Assistant Secretary</u>
<u>Randy Philip Parker</u>	<u>Chairman, President & CEO</u>		

OTHER OFFICERS

<u>Sherrill Cleek Kaiser</u>	<u>Secretary</u>	<u>Eileen Manners</u>	<u>Assistant V.P., Claims</u>
<u>Allison Walker Garretson</u>	<u>Sr. V.P., Operations</u>	<u>Barry Scot Dice</u>	<u>V.P., Direct Sales & Marketing</u>
<u>Kenton Lee Fourman</u>	<u>V.P., Chief Information Officer</u>	<u>Thomas J Vyneman</u>	<u>Assistant V.P., Product Development</u>
<u>William Joseph Yeager</u>	<u>Sr. V.P., Claims</u>	<u>Eric William Bur</u>	<u>V.P., IA Sales & Distribution</u>
<u>John Allen Hollar</u>	<u>Executive V.P.</u>	<u>Andrew Peter Martin</u>	<u>Sr. V.P., Corporate-wide Sales & Distribution</u>
<u>Robert Eugene Nelson</u>	<u>Assistant Secretary</u>	<u>Elizabeth Ann Roberts</u>	<u>V.P., Human Resources</u>
<u>Todd Raymond Hakala</u>	<u>V.P., Actuary Services</u>		

DIRECTORS OR TRUSTEES

<u>Randy Philip Parker</u>	<u>David Lee Hettinger</u>	<u>Brian Michael Donovan</u>	<u>Elizabeth Ann Roberts</u>
<u>Andrew Peter Martin</u>			

State ofTennessee.....

County ofDavidson.....ss

The officers of this reporting entity being duly sworn, each depose and say that they are the described officers of said reporting entity, and that on the reporting period stated above, all of the herein described assets were the absolute property of the said reporting entity, free and clear from any liens or claims thereon, except as herein stated, and that this statement, together with related exhibits, schedules and explanations therein contained, annexed or referred to, is a full and true statement of all the assets and liabilities and of the condition and affairs of the said reporting entity as of the reporting period stated above, and of its income and deductions therefrom for the period ended, and have been completed in accordance with the NAIC Annual Statement Instructions and Accounting Practices and Procedures manual except to the extent that: (1) state law may differ; or, (2) that state rules or regulations require differences in reporting not related to accounting practices and procedures, according to the best of their information, knowledge and belief, respectively. Furthermore, the scope of this attestation by the described officers also includes the related corresponding electronic filing with the NAIC, when required, that is an exact copy (except for formatting differences due to electronic filing) of the enclosed statement. The electronic filing may be requested by various regulators in lieu of or in addition to the enclosed statement.

David Lee Hettinger Brian Michael Donovan Sherrill Cleek Kaiser
Sr. V.P., Chief Administrative Officer CFO, Treasurer & Assistant Secretary Secretary

a. Is this an original filing? Yes [X] No []

b. If no:

1. State the amendment number _____
2. Date filed _____
3. Number of pages attached _____

Subscribed and sworn to before me this
12th day of November, 2014

Susan Hawk, Notary Public
May 5, 2015

STATEMENT AS OF SEPTEMBER 30, 2014 OF THE The General Automobile Insurance Company, Inc.

ASSETS

	Current Statement Date			4 December 31 Prior Year Net Admitted Assets
	1 Assets	2 Nonadmitted Assets	3 Net Admitted Assets (Cols. 1 - 2)	
1. Bonds	25,054,475		25,054,475	24,301,845
2. Stocks:				
2.1 Preferred stocks			0	0
2.2 Common stocks			0	0
3. Mortgage loans on real estate:				
3.1 First liens			0	0
3.2 Other than first liens			0	0
4. Real estate:				
4.1 Properties occupied by the company (less \$ encumbrances)			0	0
4.2 Properties held for the production of income (less \$ encumbrances)			0	0
4.3 Properties held for sale (less \$ encumbrances)			0	0
5. Cash (\$0), cash equivalents (\$0) and short-term investments (\$112,395)	112,395		112,395	2,106,038
6. Contract loans (including \$ premium notes)			0	0
7. Derivatives			0	0
8. Other invested assets	0		0	0
9. Receivables for securities			0	0
10. Securities lending reinvested collateral assets			0	0
11. Aggregate write-ins for invested assets	0	0	0	6
12. Subtotals, cash and invested assets (Lines 1 to 11)	25,166,870	0	25,166,870	26,407,889
13. Title plants less \$ charged off (for Title insurers only)			0	0
14. Investment income due and accrued	248,971		248,971	344,266
15. Premiums and considerations:				
15.1 Uncollected premiums and agents' balances in the course of collection	1,790,791	3,645	1,787,146	1,909,798
15.2 Deferred premiums, agents' balances and installments booked but deferred and not yet due (including \$ earned but unbilled premiums)	17,303,098		17,303,098	12,823,999
15.3 Accrued retrospective premiums			0	0
16. Reinsurance:				
16.1 Amounts recoverable from reinsurers	2,961,332		2,961,332	2,559,612
16.2 Funds held by or deposited with reinsured companies			0	0
16.3 Other amounts receivable under reinsurance contracts			0	0
17. Amounts receivable relating to uninsured plans			0	0
18.1 Current federal and foreign income tax recoverable and interest thereon			0	277,519
18.2 Net deferred tax asset	1,446,635	52,510	1,394,125	991,851
19. Guaranty funds receivable or on deposit			0	0
20. Electronic data processing equipment and software			0	0
21. Furniture and equipment, including health care delivery assets (\$)			0	0
22. Net adjustment in assets and liabilities due to foreign exchange rates			0	0
23. Receivables from parent, subsidiaries and affiliates	482,234		482,234	0
24. Health care (\$) and other amounts receivable			0	0
25. Aggregate write-ins for other-than-invested assets	0	0	0	0
26. Total assets excluding Separate Accounts, Segregated Accounts and Protected Cell Accounts (Lines 12 to 25)	49,399,931	56,155	49,343,776	45,314,934
27. From Separate Accounts, Segregated Accounts and Protected Cell Accounts			0	0
28. Total (Lines 26 and 27)	49,399,931	56,155	49,343,776	45,314,934
DETAILS OF WRITE-INS				
1101. Miscellaneous Income Due			0	6
1102.				
1103.				
1198. Summary of remaining write-ins for Line 11 from overflow page	0	0	0	0
1199. Totals (Lines 1101 through 1103 plus 1198) (Line 11 above)	0	0	0	6
2501.				
2502.				
2503.				
2598. Summary of remaining write-ins for Line 25 from overflow page	0	0	0	0
2599. Totals (Lines 2501 through 2503 plus 2598) (Line 25 above)	0	0	0	0

LIABILITIES, SURPLUS AND OTHER FUNDS

	1 Current Statement Date	2 December 31, Prior Year
1. Losses (current accident year \$ 4,643,188)	7,104,358	7,191,135
2. Reinsurance payable on paid losses and loss adjustment expenses		0
3. Loss adjustment expenses	1,236,523	1,121,459
4. Commissions payable, contingent commissions and other similar charges	72,501	25,187
5. Other expenses (excluding taxes, licenses and fees)		0
6. Taxes, licenses and fees (excluding federal and foreign income taxes)	487,530	504,327
7.1 Current federal and foreign income taxes (including \$ on realized capital gains (losses))	286,759	0
7.2 Net deferred tax liability		0
8. Borrowed money \$ and interest thereon \$		0
9. Unearned premiums (after deducting unearned premiums for ceded reinsurance of \$ 21,338,773 and including warranty reserves of \$ 0 and accrued accident and health experience rating refunds including \$ 0 for medical loss ratio rebate per the Public Health Service Act)	11,570,120	9,026,589
10. Advance premium	54,117	43,540
11. Dividends declared and unpaid:		
11.1 Stockholders		0
11.2 Policyholders		0
12. Ceded reinsurance premiums payable (net of ceding commissions)	2,824,728	3,048,790
13. Funds held by company under reinsurance treaties		0
14. Amounts withheld or retained by company for account of others		0
15. Remittances and items not allocated		0
16. Provision for reinsurance (including \$ certified)		0
17. Net adjustments in assets and liabilities due to foreign exchange rates		0
18. Drafts outstanding		0
19. Payable to parent, subsidiaries and affiliates		5,316,893
20. Derivatives		0
21. Payable for securities		0
22. Payable for securities lending		0
23. Liability for amounts held under uninsured plans		0
24. Capital notes \$ and interest thereon \$		0
25. Aggregate write-ins for liabilities	0	0
26. Total liabilities excluding protected cell liabilities (Lines 1 through 25)	23,636,636	26,277,920
27. Protected cell liabilities		0
28. Total liabilities (Lines 26 and 27)	23,636,636	26,277,920
29. Aggregate write-ins for special surplus funds	0	0
30. Common capital stock	2,500,000	2,500,000
31. Preferred capital stock		0
32. Aggregate write-ins for other than special surplus funds	0	0
33. Surplus notes		0
34. Gross paid in and contributed surplus	21,570,799	15,570,799
35. Unassigned funds (surplus)	1,636,341	966,215
36. Less treasury stock, at cost:		
36.1 shares common (value included in Line 30 \$)		0
36.2 shares preferred (value included in Line 31 \$)		0
37. Surplus as regards policyholders (Lines 29 to 35, less 36)	25,707,140	19,037,014
38. Totals (Page 2, Line 28, Col. 3)	49,343,776	45,314,934
DETAILS OF WRITE-INS		
2501.		
2502.		
2503.		
2598. Summary of remaining write-ins for Line 25 from overflow page	0	0
2599. Totals (Lines 2501 through 2503 plus 2598) (Line 25 above)	0	0
2901.		
2902.		
2903.		
2998. Summary of remaining write-ins for Line 29 from overflow page	0	0
2999. Totals (Lines 2901 through 2903 plus 2998) (Line 29 above)	0	0
3201.		
3202.		
3203.		
3298. Summary of remaining write-ins for Line 32 from overflow page	0	0
3299. Totals (Lines 3201 through 3203 plus 3298) (Line 32 above)	0	0

STATEMENT OF INCOME

	1 Current Year to Date	2 Prior Year to Date	3 Prior Year Ended December 31
UNDERWRITING INCOME			
1. Premiums earned:			
1.1 Direct (written \$ 38,460,594)	34,111,105	29,039,953	39,643,532
1.2 Assumed (written \$ 21,607,545)	19,064,013	18,330,462	24,483,531
1.3 Ceded (written \$ 38,460,594)	34,111,105	29,039,953	39,643,532
1.4 Net (written \$ 21,607,545)	19,064,013	18,330,462	24,483,531
DEDUCTIONS:			
2. Losses incurred (current accident year \$ 10,610,145):			
2.1 Direct	19,035,457	19,497,850	26,177,397
2.2 Assumed	10,664,925	11,568,433	15,346,420
2.3 Ceded	19,035,457	19,497,850	26,177,397
2.4 Net	10,664,925	11,568,433	15,346,420
3. Loss adjustment expenses incurred	1,718,805	1,619,277	1,966,712
4. Other underwriting expenses incurred	9,812,066	8,523,677	11,152,539
5. Aggregate write-ins for underwriting deductions	0	0	0
6. Total underwriting deductions (Lines 2 through 5)	22,195,796	21,711,387	28,465,671
7. Net income of protected cells	0	0	0
8. Net underwriting gain (loss) (Line 1 minus Line 6 + Line 7)	(3,131,783)	(3,380,925)	(3,982,140)
INVESTMENT INCOME			
9. Net investment income earned	459,724	421,409	583,105
10. Net realized capital gains (losses) less capital gains tax of \$	5,422	88,763	127,843
11. Net investment gain (loss) (Lines 9 + 10)	465,146	510,172	710,948
OTHER INCOME			
12. Net gain or (loss) from agents' or premium balances charged off (amount recovered \$ amount charged off \$)	0	0	0
13. Finance and service charges not included in premiums	3,456,029	3,092,975	4,160,367
14. Aggregate write-ins for miscellaneous income	5,419	4,126	3,983
15. Total other income (Lines 12 through 14)	3,461,448	3,097,101	4,164,350
16. Net income before dividends to policyholders, after capital gains tax and before all other federal and foreign income taxes (Lines 8 + 11 + 15)	794,811	226,348	893,158
17. Dividends to policyholders	0	0	0
18. Net income, after dividends to policyholders, after capital gains tax and before all other federal and foreign income taxes (Line 16 minus Line 17)	794,811	226,348	893,158
19. Federal and foreign income taxes incurred	587,093	503,092	395,660
20. Net income (Line 18 minus Line 19)(to Line 22)	207,718	(276,744)	497,498
CAPITAL AND SURPLUS ACCOUNT			
21. Surplus as regards policyholders, December 31 prior year	19,037,014	10,437,768	10,437,768
22. Net income (from Line 20)	207,718	(276,744)	497,498
23. Net transfers (to) from Protected Cell accounts	0	0	0
24. Change in net unrealized capital gains or (losses) less capital gains tax of \$	0	(2,855)	0
25. Change in net unrealized foreign exchange capital gain (loss)	0	0	0
26. Change in net deferred income tax	401,253	294,779	144,334
27. Change in nonadmitted assets	61,155	(152,535)	(112,132)
28. Change in provision for reinsurance	0	0	0
29. Change in surplus notes	0	0	0
30. Surplus (contributed to) withdrawn from protected cells	0	0	0
31. Cumulative effect of changes in accounting principles	0	0	0
32. Capital changes:			
32.1 Paid in	0	0	0
32.2 Transferred from surplus (Stock Dividend)	0	0	0
32.3 Transferred to surplus	0	0	0
33. Surplus adjustments:			
33.1 Paid in	6,000,000	8,000,000	8,070,799
33.2 Transferred to capital (Stock Dividend)	0	0	0
33.3 Transferred from capital	0	0	0
34. Net remittances from or (to) Home Office	0	0	0
35. Dividends to stockholders	0	0	0
36. Change in treasury stock	0	0	0
37. Aggregate write-ins for gains and losses in surplus	0	(1,254)	(1,253)
38. Change in surplus as regards policyholders (Lines 22 through 37)	6,670,126	7,861,391	8,599,246
39. Surplus as regards policyholders, as of statement date (Lines 21 plus 38)	25,707,140	18,299,159	19,037,014
DETAILS OF WRITE-INS			
0501.			
0502.			
0503.			
0598. Summary of remaining write-ins for Line 5 from overflow page	0	0	0
0599. TOTALS (Lines 0501 through 0503 plus 0598) (Line 5 above)	0	0	0
1401. Other Interest Income / (Expense)	0	0	(1,714)
1402. Other Miscellaneous Income	0	0	0
1403. Subrogation Fees	5,685	4,126	5,697
1498. Summary of remaining write-ins for Line 14 from overflow page	(266)	0	0
1499. TOTALS (Lines 1401 through 1403 plus 1498) (Line 14 above)	5,419	4,126	3,983
3701. Other Increase / (Decreases)	0	(1,254)	(1,253)
3702.			
3703.			
3798. Summary of remaining write-ins for Line 37 from overflow page	0	0	0
3799. TOTALS (Lines 3701 through 3703 plus 3798) (Line 37 above)	0	(1,254)	(1,253)

CASH FLOW

	1 Current Year To Date	2 Prior Year To Date	3 Prior Year Ended December 31
Cash from Operations			
1. Premiums collected net of reinsurance.....	17,097,746	14,403,055	22,429,490
2. Net investment income	821,957	422,070	591,316
3. Miscellaneous income	3,461,448	3,097,101	4,164,350
4. Total (Lines 1 to 3)	21,381,151	17,922,226	27,185,156
5. Benefit and loss related payments	11,153,422	13,191,577	17,012,365
6. Net transfers to Separate Accounts, Segregated Accounts and Protected Cell Accounts.....	0	0	0
7. Commissions, expenses paid and aggregate write-ins for deductions	11,385,290	9,946,230	13,277,033
8. Dividends paid to policyholders	0	0	0
9. Federal and foreign income taxes paid (recovered) net of \$ tax on capital gains (losses).....	22,815	651,142	773,143
10. Total (Lines 5 through 9)	22,561,527	23,788,949	31,062,541
11. Net cash from operations (Line 4 minus Line 10)	(1,180,376)	(5,866,723)	(3,877,385)
Cash from Investments			
12. Proceeds from investments sold, matured or repaid:			
12.1 Bonds	1,563,540	6,129,243	7,002,869
12.2 Stocks	0	0	0
12.3 Mortgage loans	0	0	0
12.4 Real estate	0	0	0
12.5 Other invested assets	0	0	0
12.6 Net gains or (losses) on cash, cash equivalents and short-term investments	0	0	0
12.7 Miscellaneous proceeds	5	0	0
12.8 Total investment proceeds (Lines 12.1 to 12.7)	1,563,545	6,129,243	7,002,869
13. Cost of investments acquired (long-term only):			
13.1 Bonds	2,577,685	15,375,880	15,375,881
13.2 Stocks	0	0	0
13.3 Mortgage loans	0	0	0
13.4 Real estate	0	0	0
13.5 Other invested assets	0	0	0
13.6 Miscellaneous applications	0	0	0
13.7 Total investments acquired (Lines 13.1 to 13.6)	2,577,685	15,375,880	15,375,881
14. Net increase (or decrease) in contract loans and premium notes	0	0	0
15. Net cash from investments (Line 12.8 minus Line 13.7 and Line 14)	(1,014,140)	(9,246,637)	(8,373,012)
Cash from Financing and Miscellaneous Sources			
16. Cash provided (applied):			
16.1 Surplus notes, capital notes	0	0	0
16.2 Capital and paid in surplus, less treasury stock.....	6,000,000	8,000,000	8,070,799
16.3 Borrowed funds	0	0	0
16.4 Net deposits on deposit-type contracts and other insurance liabilities	0	0	0
16.5 Dividends to stockholders	0	0	0
16.6 Other cash provided (applied).....	(5,799,127)	6,292,786	4,378,705
17. Net cash from financing and miscellaneous sources (Line 16.1 through Line 16.4 minus Line 16.5 plus Line 16.6).....	200,873	14,292,786	12,449,504
RECONCILIATION OF CASH, CASH EQUIVALENTS AND SHORT-TERM INVESTMENTS			
18. Net change in cash, cash equivalents and short-term investments (Line 11, plus Lines 15 and 17)	(1,993,643)	(820,574)	199,107
19. Cash, cash equivalents and short-term investments:			
19.1 Beginning of year.....	2,106,038	1,906,931	1,906,931
19.2 End of period (Line 18 plus Line 19.1)	112,395	1,086,357	2,106,038

NOTES TO FINANCIAL STATEMENTS

1. Summary of Significant Accounting Policies

- A. The accompanying financial statements of The General Automobile Insurance Company, Inc. (GAIC) have been prepared in accordance with the NAIC Accounting Practices and Procedures Manual except to the extent that Ohio law differs. However, as of this Statement date, there have been no requests from the State of Ohio to depart from the prescribed NAIC guidelines.

A reconciliation of the Company's net income and capital and surplus between NAIC SAP and practices prescribed and permitted by the state of Ohio is shown below:

	<u>2014</u>	<u>2013</u>
<u>Net Income</u>		
(1) Ohio company state basis (Page 4, Line 20, Column 1 & 3)	\$207,718	\$497,498
(2) State prescribed practices that increase / (decrease) NAIC SAP:		
(3) State permitted practices that increase / (decrease) NAIC SAP:		
(4) NAIC SAP	\$207,718	\$497,498
<u>Surplus</u>		
(5) Ohio company state basis (Page 3, Line 37, Column 1 & 2)	\$25,707,140	\$19,037,014
(6) State prescribed practices that increase / (decrease) NAIC SAP:		
(7) State permitted practices that increase / (decrease) NAIC SAP:		
(8) NAIC SAP	\$25,707,140	\$19,037,014

B. Use of Estimates in the Preparation of the Financial Statements

The preparation of financial statements in conformity with Statutory Accounting Principles requires management to make estimates and assumptions that affect the reported amounts of assets, liabilities, revenues and expenses. It also requires disclosure of contingent assets and liabilities at the date of the financial statements and the reported amounts of revenue and expenses during the period. Actual results could differ from those estimates.

C. Accounting Policy

Premiums are earned over the terms of the related insurance policies. Unearned premium reserves are established to cover the unexpired portion of premiums written. Such reserves are computed by pro rata methods for direct business.

Expenses incurred in connection with acquiring new insurance business, including such acquisition costs as sales commissions, are charged to operations as incurred. Expenses incurred are reduced for ceding allowances received or receivable.

- (1) Investments in short-term bonds rated "1" (highest quality), or "2" (high quality) by the Securities Valuation Office ("SVO") of the NAIC are reported in the financial statements at amortized cost. Bonds rated "3" (medium quality), "4" (low quality), "5" (lower quality), or "6" (lowest quality) by the SVO are reported at the lower of amortized cost or fair value. The interest method is used to amortize any purchase premium or discount, including estimates of future prepayments obtained from independent sources. Money market mutual funds are recorded at amortized cost, which approximates fair market value.
- (2) Investments in bonds rated "1" (highest quality), or "2" (high quality) by the Securities Valuation Office ("SVO") of the NAIC are reported in the financial statements at amortized cost. Bonds rated "3" (medium quality), "4" (low quality), "5" (lower quality), or "6" (lowest quality) by the SVO are reported at the lower of amortized cost or fair value. Investments in commercial mortgage backed securities (CMBS) and non-agency residential mortgage backed securities (RMBS) utilize a two step process to obtain a valuation and rating in accordance with SSAP 43R, Loan Backed and Structured Securities. The first step derives a rating for valuation by comparing the current amortized cost to the modeled range of values assigned to the six NAIC designations for each security. This determines whether the securities are stated at the lower of amortized cost or fair value per the above rules. The second step utilizes the same modeled range of values to derive a rating for reporting using the current carrying value as determined in the first step.

Ratings and valuations for investments in asset backed securities, loan backed securities, and structured securities (other than Equipment Trust Certificates and Credit Tenant Leases) that are otherwise rated by a credit rating provider (CRP) are calculated using a two step process. The first step derives a rating for valuation based on the CRP rating and the NAIC model valuation table. The second step utilizes the model valuation table to derive a rating for reporting using the current carrying value as determined in the first step. Securities whose initial rating is NAIC 1 or NAIC 6 in step one are not further modified by step two. The interest method is used to amortize any purchase premium or discount, including estimates of future prepayments obtained from independent sources.

- (3) Common stocks, if owned are stated at market.
- (4) The Company holds no preferred stock.
- (5) The Company holds no mortgage loans.
- (6) Loan-backed securities are valued at amortized cost using the interest method, including anticipated prepayments at the date of purchase. These values are adjusted for updated prepayment information using the retrospective method.
- (7) The Company has no investments in subsidiaries or affiliated companies.
- (8) The Company has no investments in joint ventures, partnerships & limited liability company.
- (9) The Company has no investments in derivatives.
- (10) The Company does not anticipate investment income as a factor in the premium deficiency calculation.
- (11) Reserve for losses represents the estimated liability for claims reported to the Company and an amount, based on actuarially determined reserves for losses incurred but not reported. Such liabilities are necessarily based on assumptions and estimates and while management believes the amount is adequate, the ultimate liability may be in excess of or less than the amount provided. The methods for making such estimates and for establishing the resulting liability is continually reviewed and any adjustments are reflected in the period determined.
- (12) The Company has not modified its capitalization policy from the prior period.
- (13) The Company has no pharmaceutical rebate receivables.

2. Accounting Changes and Corrections of Errors:

None.

3. Business Combinations and Goodwill

None.

4. Discontinued Operations

None.

NOTES TO FINANCIAL STATEMENTS

5. Investments

- A) The Company has no mortgage loans.
 B) The Company did not restructure any debt.
 C) The Company holds no reverse mortgages.
 D) Loan-Backed Securities

(1) Prepayment assumptions for the vast majority of loan-backed securities are obtained from a leading, nationally recognized provider of market data and analytics. If the assumptions for a specific security are not available from the provider, the Company obtains the figures from broker dealer survey values.

(2) Not applicable.

(3) Not applicable.

(4) Aggregate unrealized loss positions on loan-backed securities:

a. The aggregate amount of unrealized losses:

1. Less than 12 Months	\$ (962)
2. 12 Months or Longer	\$ -

b. The aggregate related fair value of securities with unrealized losses:

1. Less than 12 Months	\$ 597,795
2. 12 Months or Longer	\$ -

(5) The Company believes that the unrealized losses related to these securities are temporary. In determining whether these unrealized losses are temporary, the Company considers severity of impairment, duration of impairment, forecasted market price recovery, and the intent and ability of the Company to hold the investment until the market price has recovered or the investment matures.

E) The Company has no repurchase agreements.

F) The Company has no real estate investments.

G) The Company has no low-income housing tax credits (LIHTC).

H) Restricted Assets.

(1) Restricted Assets (Including Pledged) as of September 30, 2014.

Restricted Asset Category	Gross Restricted	Gross Restricted	Gross Restricted	Gross Restricted	Gross Restricted	Gross Restricted	Gross Restricted	Percentage	Percentage	
	Current Yr	Current Yr	Current Yr	Current Yr	Current Yr	6	7	8	9	10
	1	2	3	4	5	Total From Prior Year	Increase/ (Decrease)	Total Current Yr Admitted Restricted	Gross Restricted To Total Assets	Admitted Restricted To Total Admitted Assets
	Total General Account (G/A)	G/A Supp. Protected Cell Account Activity (a)	Total Protected Cell Account Restricted Assets	Protected Cell Account Supporting G/A Actvty (b)	Total (1 plus 3)	Total From Prior Year	(5 minus 6)	Total Current Yr Admitted Restricted	Gross Restricted To Total Assets	Admitted Restricted To Total Admitted Assets
a. Subject to contractual obligation for which liability is not shown										
b. Collateral held under security lending agreement										
c. Subject to repurchase agreements										
d. Subject to reverse repurchase agreements										
e. Subject to dollar repurchase agreements										
f. Subject to dollar reverse repurchase agreements										
g. Placed under option contracts										
h. Letter stock or securities restricted as to sale										
i. FHLB capital stock										
j. On deposit with states	\$1,519,243	0	0	0	\$1,519,243	\$1,521,715	(\$2,472)	\$1,519,243	3.1%	3.1%
k. On deposit with other regulatory bodies										
l. Pledged as collateral to FHLB (including assets backing funding agreements)										
m. Pledged as collateral not captured in other categories										
n. Other restricted assets										
o. Total restricted assets	\$1,519,243	0	0	0	\$1,519,243	\$1,521,715	(\$2,472)	\$1,519,243	3.1%	3.1%

(a) Subset of column 1

(b) Subset of column 3

(2) Detail of Assets Pledged as Collateral Not Captured in Other Categories.

None.

(3) Detail of Other Restricted Assets.

None.

6. Joint Ventures, Partnerships and Limited Liability Companies

Not Applicable.

7. Investment Income

All Investment Income due and accrued is admitted.

NOTES TO FINANCIAL STATEMENTS

- 8. Derivative Instruments**
None.
- 9. Income Taxes**
No change.
- 10. Information Concerning Parent, Subsidiaries, Affiliates and Other Related Parties**
A,B,C. On June 30, 2014 PGAC of Ohio made a capital contribution of \$6,000,000 to The General Automobile Insurance Company, Inc., a wholly owned subsidiary of PGAC of Ohio.
D. At September 30, 2014, the Company reported \$482,234 net receivable from its parent and affiliates. The terms of the settlement requires these amounts are settled within 90 days.
E. The Company has made no guarantees or undertakings for the benefit of the parent or affiliates.
F. GAIC has a service agreement in place with its affiliate Permanent General Companies, Inc (PGC), which is a wholly owned subsidiary of PGC Holdings Corp. Under this agreement PGC performs administrative services on behalf of GAIC. These services include; claims administration, underwriting, policy issuance and record keeping, legal services, data processing and accounting.
G. All outstanding shares of the company are owned by the parent company PGAC of Ohio.
H. No amounts have been deducted from the value of an upstream entity or ultimate parent owned either directly or indirectly.
I,J. The Company has no investment in an SCA entity.
K. None.
L. None.
- 11. Debt**
None.
- 12. Retirement Plans, Deferred Compensation, Post employment Benefits and Compensated Absences and Other Post retirement Benefit Plans.**
None.
- 13. Capital and Surplus, Dividend Restrictions and Quasi-Reorganizations**
(1) The company has 20,000 shares of \$500 par value common stock authorized of which 5,000 shares are issued and outstanding.
(2) The company has no preferred stock issued.
(3) The maximum amount of dividends which can be paid by an Ohio domiciled insurance company without prior approval of the insurance commissioner is subject to restrictions based upon statutory surplus.
(4) The company has not paid any dividends during 2014.
(5) The portion of the Company's profits that may be paid as ordinary dividends to stockholders is limited by # (3) above. However, the maximum dividend payout which can be made in 2014 without prior approval is \$1,903,701.
(6) There are no restrictions placed on the Unassigned Surplus.
(7) The company has not made advances of surplus.
(8) There is no stock held for special purposes.
(9) There are no special surplus funds established.
(10) Refer to Page 4 lines 21 through 37 and Exhibit of Capital Gain (Losses).
(11) The company has no surplus notes.
(12) The company has not been reorganized.
(13) Not Applicable.
- 14. Contingencies**
(A) The company has no contingent commitments to a SCA entity, joint ventures, partnerships, or limited liability companies.
(B) There company has not been notified of any assessments that could have a material financial effect..
(C) The company has no gain contingencies.
(D) The company has no extra contractual obligations and bad faith losses stemming from lawsuits.
(E) The company does not make any product warranties.
(F) All Other Contingencies.
Various lawsuits against the Company have arisen in the course of the Company's business. Contingent liabilities arising from litigation, income taxes and other matters are not considered material in relation to the financial position of the Company.

The Company routinely assesses the collectibility of premium and agent balances. The uncollectible amounts are not material to the Company's financial condition.
- 15. Leases**
None.
- 16. Information about Financial Instruments with Off-balance Sheet Risk and Financial Instruments with Concentrations of Credit Risk.**
None.
- 17. Sale, Transfer and Servicing of Financial Assets and Extinguishments of Liabilities**
None.
- 18. Gain or Loss to the Report Entity from Uninsured Plans and the Uninsured Portion of Partially Insured Plans.**
None.
- 19. Direct Premium Written/Produced by MGA/3rd Party Administration**
None.

NOTES TO FINANCIAL STATEMENTS

20. Fair Value Measurements.

A. (1) The following summarizes the Company's financial assets carried at fair value as of September 30, 2014.

<u>Description</u>	<u>Level 1</u>	<u>Level 2</u>	<u>Level 3</u>	<u>Total</u>
Assets at fair value				
Short-term investments	\$112,395	-	-	\$112,395
Total	<u>\$112,395</u>	=	=	<u>\$112,395</u>

There were no material transfers between Levels 1 and 2 during the first nine months of 2014.

(2) The Company held no Level 3 assets as of September 30, 2014.

(3) There were no material transfers into or out of Level 3 during the first nine months of 2014.

(4) The Financial assets and financial liabilities recorded on the Balance Sheet at fair value are categorized based on the reliability of inputs to the valuation techniques as follows:

Level 1 Financial assets and financial liabilities whose values are based on unadjusted quoted prices for identical assets or liabilities in an active market that the Company can access.

Level 2 Financial assets and financial liabilities whose values are based on the following:

Quoted prices for similar assets or liabilities in active markets;

Quoted Prices for identical or similar assets or liabilities in non-active markets; or

Valuation models whose inputs are observable, directly or indirectly, for substantially the full term of the asset or liability.

Level 3 Financial assets and financial liabilities whose values are based on prices or valuation techniques that require inputs that are both unobservable and significant to the overall fair value measurement. These inputs may reflect the Company's estimates of the assumptions that market participants would use in valuing the financial assets and financial liabilities.

The availability of observable inputs varies by instrument. In situations where fair value is based on internally developed pricing models or inputs that are unobservable in the market, the determination of fair value requires more judgment. In many instances, inputs used to measure fair value fall into different levels of the fair value hierarchy. In those instances, for disclosure purposes, the level in the fair value hierarchy within which the fair value measurement is categorized is determined based on the lowest level input that is significant to the fair value measurement in its entirety.

The fair value guidance establishes a hierarchy for inputs used in determining fair value that maximize the use of observable inputs and minimizes the use of unobservable inputs by requiring that observable inputs be used when available.

Fair value is a market-based measure considered from the perspective of a market participant who owns an asset. Accordingly, when market observable data is not readily available, the Company's own assumptions are set to reflect those that market participants would be presumed to use in pricing the asset at the measurement date. The Company uses prices and inputs that are current as of the measurement date, including during periods of market disruption. In periods of market disruption, the ability to observe prices and inputs may be reduced for many instruments. This condition could cause an instrument to be reclassified from Level 1 to Level 2 or from Level 2 to Level 3.

When available, the Company uses the market approach to estimate the fair value of its financial instruments, which is based on quoted prices in active markets that are readily and regularly available. Generally, these are the most liquid of the Company's holdings and valuation of these securities does not involve management judgment. Matrix pricing and other similar techniques are other examples of the market approach.

When quoted prices in active markets are not available, the Company uses the income approach, or a combination of the market and income approaches, to estimate the fair value of its financial instruments. The income approach involves using discounted cash flow and other standard valuation methodologies. The inputs in applying these market standard valuation methodologies include, but are not limited to interest rates, benchmark yields, bid/ask spreads, dealer quotes, liquidity, term to maturity, estimated future cash flows, credit risk and default projections, collateral performance, deal and tranche attributes, and general market data.

The following valuation techniques and inputs were used to estimate the fair value of each class of significant financial instruments:

Level 1 Measurements

Short-term Investments: Comprised of actively traded money market funds that have daily quoted net asset values for identical assets that the Company can access.

The Company held no Level 2 or Level 3 securities carried at fair value as of September 30, 2014.

(5) Not Applicable.

B. Not applicable.

C. Valuation, Methods, and Assumptions.

(1) The following table summarizes the fair value of the Company's financial assets as of September 30, 2014.

Financial Instrument	Aggregate Fair Value	Admitted Assets	(Level 1)	(Level 2)	(Level 3)	Not Practicable (Carry Value)
Bonds	\$25,820,916	\$25,054,475	\$2,087,617	\$23,733,299	-	-
Short-Term Investments	\$112,395	\$112,395	\$112,395	-	-	-

NOTES TO FINANCIAL STATEMENTS

(2) The following valuation methods and assumptions were used to measure the fair values of each type of financial asset and liability:

Bonds: The fair value of Level 1 bonds, consisting of U.S. Treasury Notes, is determined using unadjusted quoted prices in an active market. The majority of the Company's Level 2 bonds are valued using the market and income approaches by the SVO or by leading, nationally recognized providers of market data and analytics if no SVO price is available. When available, recent trades of identical or similar assets are used to price these securities. However because many fixed income securities do not actively trade on a daily basis, pricing models are often used to determine security prices. The pricing models discount future cash flows at estimated market interest rates. These rates are derived by calculating the appropriate spreads over comparable U.S. Treasury securities based on credit quality, industry, and structure of the asset. Observable inputs used by the models include benchmark yields, bid/ask spreads, dealer quotes, liquidity, term to maturity, credit risk and default projections, collateral performance, deal and tranche attributes, and general market data. Inputs may vary depending on type of security.

Short-Term Investments: Valuation methods and assumptions for Level 1 money market funds are discussed in Note 20.A.4.

D. Not applicable.

21. Other Items.

A. Extraordinary Items

None.

B. Troubled Debt Restructuring. Debtors

None.

C. Other Disclosures

Assets in the amount of \$1,519,243 and \$1,521,715 at September 30, 2014 and December 31, 2013, respectively, were on deposit with government authorities or trustees as required by law.

D. Business Interruption Insurance Recoveries.

None.

E. State Transferable and Non-transferable Tax Credits

None.

F. Subprime Mortgage Related Risk Exposure

None.

G. Offsetting and Netting of Assets and Liabilities.

None.

22. Events Subsequent.

None.

23. Reinsurance

A. Unsecured Reinsurance Recoverable

None.

B. Reinsurance Recoverable in Dispute.

None.

C. Reinsurance Assumed and Ceded

	Assumed Reinsurance		Ceded Reinsurance		Net	
	Premium Reserve	Commission Equity	Premium Reserve	Commission Equity	Premium Reserve	Commission Equity
a. Affiliates	\$11,570,120	\$4,165,244	\$21,335,920	\$6,400,776	\$(9,765,800)	\$(2,235,533)
b. All Other			\$2,853	\$342	\$(2,853)	\$(342)
c. Total	\$11,570,120	\$4,165,244	\$21,338,773	\$6,401,118	\$(9,768,653)	\$(2,235,875)
d. Dir. UE Prem Res.	\$21,338,773					

D. Uncollectible Reinsurance.

None.

E. Commutation of Ceded Reinsurance

None.

F. Retroactive Reinsurance

None.

G. Reinsurance Accounted for as a Deposit.

None.

H. Transfer of Property and Casualty Run-Off Agreements.

None.

I. Certified Reinsurer Rating Downgraded or Status Subject to Revocation.

None.

24. Retrospectively Rated Contracts & Contracts Subject to Redetermination.

None.

25. Change in Incurred Losses and Loss Adjustment Expenses

Loss & lae reserves as of December 31, 2013 were \$8,313,000. As of September 30, 2014, \$5,307,000 has been paid for incurred loss & lae expenses attributable to insured events or prior years. Reserves remaining for prior years are now \$3,062,000 as a result of re-estimation of unpaid claims and lae expenses. Therefore, there has been a \$56,000 unfavorable prior year development from 12/31/2013 to 09/30/2014 principally on liability lines of business.

Reserves developed unfavorably during the third quarter of 2014 due to case reserve strengthening in many states. Accident year ultimates increased for each of the most recent five years by roughly the same amount for each year. A few states also had increased closed claim severity, driving up the paid loss methods there. Recent trends show increasing average case reserves while average paid losses countrywide are trending downward which meant a widening of the gap between the incurred and paid loss methods during the quarter.

NOTES TO FINANCIAL STATEMENTS

The development is generally the result of an ongoing analysis of recent loss development trends and are increased or decreased as additional information becomes known regarding individual claims. The Company has no retrospectively rated policies that are subject to premium adjustments.

26. Intercompany Pooling Arrangements

Effective January 1, 2010, the Company entered into a reinsurance pooling agreement with PGAC (NAIC company code - 37648) (lead entity) an affiliated property and casualty insurance company domiciled in Ohio and PGAC of Ohio (NAIC company code - 22906) which is the parent of the Company. The business includes private passenger auto liability & auto physical damage with PGAC receiving 59%, PGAC-Ohio receiving 33%, & GAIC receiving 8%. This Agreement applies only to that portion of any insurance or reinsurance which the parties hereto retain net for their own account and in calculating the amount of any loss hereunder, only loss or losses in respect of that portion of any insurance or reinsurance which the parties hereto retain net for their own account shall be included. The Company has a net receivable balance of \$95,362 at 09/30/2014.

27. Structured Settlements

None.

28. Health Care Receivables

None.

29. Participating Policies

None.

30. Premium Deficiency Reserves

- | | |
|---|---|
| 1. Liability carried for premium deficiency reserves. | \$0 |
| 2. Date of the most recent evaluation of this liability. | 09/30/2014 |
| 3. Was anticipated investment income utilized in the calculation? | Yes <input type="checkbox"/> No <input checked="" type="checkbox"/> |

31. High Deductibles

None.

32. Discounting of Liabilities for Unpaid Losses or Unpaid Loss Adjustment Expenses

None.

33. Asbestos/Environmental Reserves

None.

34. Subscriber Savings Accounts

None.

35. Multi Peril Crop Insurance

None.

36. Financial Guaranty Insurance

None.

GENERAL INTERROGATORIES

PART 1 - COMMON INTERROGATORIES GENERAL

- 1.1 Did the reporting entity experience any material transactions requiring the filing of Disclosure of Material Transactions with the State of Domicile, as required by the Model Act? Yes [] No [X]
- 1.2 If yes, has the report been filed with the domiciliary state? Yes [] No []
- 2.1 Has any change been made during the year of this statement in the charter, by-laws, articles of incorporation, or deed of settlement of the reporting entity? Yes [] No [X]
- 2.2 If yes, date of change:
- 3.1 Is the reporting entity a member of an Insurance Holding Company System consisting of two or more affiliated persons, one or more of which is an insurer? Yes [X] No []
If yes, complete Schedule Y, Parts 1 and 1A.
- 3.2 Have there been any substantial changes in the organizational chart since the prior quarter end? Yes [] No [X]
- 3.3 If the response to 3.2 is yes, provide a brief description of those changes.
.....
- 4.1 Has the reporting entity been a party to a merger or consolidation during the period covered by this statement? Yes [] No [X]
- 4.2 If yes, provide the name of entity, NAIC Company Code, and state of domicile (use two letter state abbreviation) for any entity that has ceased to exist as a result of the merger or consolidation.

1 Name of Entity	2 NAIC Company Code	3 State of Domicile

5. If the reporting entity is subject to a management agreement, including third-party administrator(s), managing general agent(s), attorney-in-fact, or similar agreement, have there been any significant changes regarding the terms of the agreement or principals involved? Yes [] No [X] NA []
If yes, attach an explanation.
- 6.1 State as of what date the latest financial examination of the reporting entity was made or is being made.12/31/2009
- 6.2 State the as of date that the latest financial examination report became available from either the state of domicile or the reporting entity. This date should be the date of the examined balance sheet and not the date the report was completed or released.12/31/2009
- 6.3 State as of what date the latest financial examination report became available to other states or the public from either the state of domicile or the reporting entity. This is the release date or completion date of the examination report and not the date of the examination (balance sheet date).02/28/2011
- 6.4 By what department or departments?
Ohio Department of Insurance.....
- 6.5 Have all financial statement adjustments within the latest financial examination report been accounted for in a subsequent financial statement filed with Departments? Yes [] No [] NA [X]
- 6.6 Have all of the recommendations within the latest financial examination report been complied with? Yes [X] No [] NA []
- 7.1 Has this reporting entity had any Certificates of Authority, licenses or registrations (including corporate registration, if applicable) suspended or revoked by any governmental entity during the reporting period? Yes [] No [X]
- 7.2 If yes, give full information:
.....
- 8.1 Is the company a subsidiary of a bank holding company regulated by the Federal Reserve Board?..... Yes [] No [X]
- 8.2 If response to 8.1 is yes, please identify the name of the bank holding company.
.....
- 8.3 Is the company affiliated with one or more banks, thrifts or securities firms?..... Yes [] No [X]
- 8.4 If response to 8.3 is yes, please provide below the names and location (city and state of the main office) of any affiliates regulated by a federal regulatory services agency [i.e. the Federal Reserve Board (FRB), the Office of the Comptroller of the Currency (OCC), the Federal Deposit Insurance Corporation (FDIC) and the Securities Exchange Commission (SEC)] and identify the affiliate's primary federal regulator.]

1 Affiliate Name	2 Location (City, State)	3 FRB	4 OCC	5 FDIC	6 SEC

GENERAL INTERROGATORIES

- 9.1 Are the senior officers (principal executive officer, principal financial officer, principal accounting officer or controller, or persons performing similar functions) of the reporting entity subject to a code of ethics, which includes the following standards? Yes No
- (a) Honest and ethical conduct, including the ethical handling of actual or apparent conflicts of interest between personal and professional relationships;
 (b) Full, fair, accurate, timely and understandable disclosure in the periodic reports required to be filed by the reporting entity;
 (c) Compliance with applicable governmental laws, rules and regulations;
 (d) The prompt internal reporting of violations to an appropriate person or persons identified in the code; and
 (e) Accountability for adherence to the code.

9.11 If the response to 9.1 is No, please explain:

- 9.2 Has the code of ethics for senior managers been amended? Yes No

9.21 If the response to 9.2 is Yes, provide information related to amendment(s).

- 9.3 Have any provisions of the code of ethics been waived for any of the specified officers? Yes No

9.31 If the response to 9.3 is Yes, provide the nature of any waiver(s).

FINANCIAL

- 10.1 Does the reporting entity report any amounts due from parent, subsidiaries or affiliates on Page 2 of this statement? Yes No

10.2 If yes, indicate any amounts receivable from parent included in the Page 2 amount: \$0

INVESTMENT

- 11.1 Were any of the stocks, bonds, or other assets of the reporting entity loaned, placed under option agreement, or otherwise made available for use by another person? (Exclude securities under securities lending agreements.) Yes No

11.2 If yes, give full and complete information relating thereto:

12. Amount of real estate and mortgages held in other invested assets in Schedule BA: \$0

13. Amount of real estate and mortgages held in short-term investments: \$0

- 14.1 Does the reporting entity have any investments in parent, subsidiaries and affiliates? Yes No

14.2 If yes, please complete the following:

	1 Prior Year-End Book/Adjusted Carrying Value	2 Current Quarter Book/Adjusted Carrying Value
14.21 Bonds	\$	\$
14.22 Preferred Stock	\$	\$
14.23 Common Stock	\$	\$
14.24 Short-Term Investments	\$	\$
14.25 Mortgage Loans on Real Estate	\$	\$
14.26 All Other	\$	\$
14.27 Total Investment in Parent, Subsidiaries and Affiliates (Subtotal Lines 14.21 to 14.26).....	\$0	\$0
14.28 Total Investment in Parent included in Lines 14.21 to 14.26 above	\$	\$

- 15.1 Has the reporting entity entered into any hedging transactions reported on Schedule DB? Yes No

- 15.2 If yes, has a comprehensive description of the hedging program been made available to the domiciliary state? Yes No

If no, attach a description with this statement.

GENERAL INTERROGATORIES

- 16 For the reporting entity's security lending program, state the amount of the following as of the current statement date:
- | | |
|--|-----------|
| 16.1 Total fair value of reinvested collateral assets reported on Schedule DL, Parts 1 and 2 | \$0 |
| 16.2 Total book adjusted/carrying value of reinvested collateral assets reported on Schedule DL, Parts 1 and 2 | \$0 |
| 16.3 Total payable for securities lending reported on the liability page | \$0 |

17. Excluding items in Schedule E – Part 3 – Special Deposits, real estate, mortgage loans and investments held physically in the reporting entity's offices, vaults or safety deposit boxes, were all stocks, bonds and other securities, owned throughout the current year held pursuant to a custodial agreement with a qualified bank or trust company in accordance with Section 1, III – General Examination Considerations, F. Outsourcing of Critical Functions, Custodial or Safekeeping Agreements of the NAIC *Financial Condition Examiners Handbook*? Yes No

17.1 For all agreements that comply with the requirements of the NAIC *Financial Condition Examiners Handbook*, complete the following:

1 Name of Custodian(s)	2 Custodian Address
U.S. Bank.....	777 E. Wisconsin Ave., Milwaukee, WI, 53202.....

17.2 For all agreements that do not comply with the requirements of the NAIC *Financial Condition Examiners Handbook*, provide the name, location and a complete explanation:

1 Name(s)	2 Location(s)	3 Complete Explanation(s)

17.3 Have there been any changes, including name changes, in the custodian(s) identified in 17.1 during the current quarter? Yes No

17.4 If yes, give full and complete information relating thereto:

1 Old Custodian	2 New Custodian	3 Date of Change	4 Reason

17.5 Identify all investment advisors, broker/dealers or individuals acting on behalf of broker/dealers that have access to the investment accounts, handle securities and have authority to make investments on behalf of the reporting entity:

1 Central Registration Depository	2 Name(s)	3 Address
38642.....	Blackrock Investments, Inc.....	40 East 52nd Street, New York, N.Y.....

18.1 Have all the filing requirements of the *Purposes and Procedures Manual* of the NAIC Securities Valuation Office been followed? Yes No

18.2 If no, list exceptions:
.....

GENERAL INTERROGATORIES

PART 2 - PROPERTY & CASUALTY INTERROGATORIES

1. If the reporting entity is a member of a pooling arrangement, did the agreement or the reporting entity's participation change? Yes [] No [X] NA []
 If yes, attach an explanation.

2. Has the reporting entity reinsured any risk with any other reporting entity and agreed to release such entity from liability, in whole or in part, from any loss that may occur on the risk, or portion thereof, reinsured? Yes [] No [X]
 If yes, attach an explanation.

3.1 Have any of the reporting entity's primary reinsurance contracts been canceled? Yes [] No [X]
 3.2 If yes, give full and complete information thereto.

4.1 Are any of the liabilities for unpaid losses and loss adjustment expenses other than certain workers' compensation tabular reserves (see *Annual Statement Instructions* pertaining to disclosure of discounting for definition of "tabular reserves,") discounted at a rate of interest greater than zero? Yes [] No [X]

4.2 If yes, complete the following schedule:

1 Line of Business	2 Maximum Interest	3 Discount Rate	TOTAL DISCOUNT				DISCOUNT TAKEN DURING PERIOD			
			4 Unpaid Losses	5 Unpaid LAE	6 IBNR	7 TOTAL	8 Unpaid Losses	9 Unpaid LAE	10 IBNR	11 TOTAL
TOTAL			0	0	0	0	0	0	0	0

5. Operating Percentages:

5.1 A&H loss percent 0.0 %

5.2 A&H cost containment percent 0.0 %

5.3 A&H expense percent excluding cost containment expenses 0.0 %

6.1 Do you act as a custodian for health savings accounts? Yes [] No [X]

6.2 If yes, please provide the amount of custodial funds held as of the reporting date \$ _____

6.3 Do you act as an administrator for health savings accounts? Yes [] No [X]

6.4 If yes, please provide the balance of the funds administered as of the reporting date \$ _____

SCHEDULE F - CEDED REINSURANCE

Showing All New Reinsurance Treaties - Current Year to Date

1 NAIC Company Code	2 ID Number	3 Name of Reinsurer	4 Domiciliary Jurisdiction	5 Type of Reinsurer	6 Certified Reinsurer Rating (1 through 6)	7 Effective Date of Certified Reinsurer Rating
<p>NONE</p>						

SCHEDULE T - EXHIBIT OF PREMIUMS WRITTEN

Current Year to Date - Allocated by States and Territories

States, etc.	1 Active Status	Direct Premiums Written		Direct Losses Paid (Deducting Salvage)		Direct Losses Unpaid		
		2 Current Year To Date	3 Prior Year To Date	4 Current Year To Date	5 Prior Year To Date	6 Current Year To Date	7 Prior Year To Date	
1. Alabama	AL	N	0	0	0	0	0	
2. Alaska	AK	N	0	0	0	0	0	
3. Arizona	AZ	L	0	0	0	0	0	
4. Arkansas	AR	N	0	0	0	0	0	
5. California	CA	N	0	0	0	0	0	
6. Colorado	CO	N	0	0	0	0	0	
7. Connecticut	CT	N	0	0	0	0	0	
8. Delaware	DE	N	0	0	0	0	0	
9. Dist. Columbia	DC	N	0	0	0	0	0	
10. Florida	FL	N	0	0	0	0	0	
11. Georgia	GA	N	0	0	0	0	0	
12. Hawaii	HI	N	0	0	0	0	0	
13. Idaho	ID	N	0	0	0	0	0	
14. Illinois	IL	N	0	0	0	0	0	
15. Indiana	IN	N	0	0	0	0	0	
16. Iowa	IA	N	0	0	0	0	0	
17. Kansas	KS	N	0	0	0	0	0	
18. Kentucky	KY	L	0	0	0	0	0	
19. Louisiana	LA	N	0	0	0	0	0	
20. Maine	ME	N	0	0	0	0	0	
21. Maryland	MD	N	0	0	0	0	0	
22. Massachusetts	MA	N	0	0	0	0	0	
23. Michigan	MI	N	0	0	0	0	0	
24. Minnesota	MN	N	0	0	0	0	0	
25. Mississippi	MS	L	0	0	0	0	0	
26. Missouri	MO	N	0	0	0	0	0	
27. Montana	MT	N	0	0	0	0	0	
28. Nebraska	NE	N	0	0	0	0	0	
29. Nevada	NV	N	0	0	0	0	0	
30. New Hampshire	NH	N	0	0	0	0	0	
31. New Jersey	NJ	N	0	0	0	0	0	
32. New Mexico	NM	N	0	0	0	0	0	
33. New York	NY	N	0	0	0	0	0	
34. No. Carolina	NC	N	0	0	0	0	0	
35. No. Dakota	ND	N	0	0	0	0	0	
36. Ohio	OH	L	24,633,142	19,697,702	10,753,618	8,898,813	6,392,337	6,718,691
37. Oklahoma	OK	N	0	0	0	0	0	0
38. Oregon	OR	L	2,938,975	1,865,359	1,044,265	599,020	888,508	639,181
39. Pennsylvania	PA	N	0	0	0	0	0	0
40. Rhode Island	RI	N	0	0	0	0	0	0
41. So. Carolina	SC	L	0	0	0	0	0	0
42. So. Dakota	SD	N	0	0	0	0	0	0
43. Tennessee	TN	L	4,720,451	5,532,088	3,285,163	2,149,414	1,158,272	1,206,336
44. Texas	TX	L	6,168,026	5,743,566	3,773,422	4,228,372	1,658,770	801,386
45. Utah	UT	N	0	0	0	0	0	0
46. Vermont	VT	N	0	0	0	0	0	0
47. Virginia	VA	N	0	0	0	0	0	0
48. Washington	WA	N	0	0	0	0	0	0
49. West Virginia	WV	N	0	0	0	0	0	0
50. Wisconsin	WI	N	0	0	0	0	0	0
51. Wyoming	WY	N	0	0	0	0	0	0
52. American Samoa	AS	N	0	0	0	0	0	0
53. Guam	GU	N	0	0	0	0	0	0
54. Puerto Rico	PR	N	0	0	0	0	0	0
55. U.S. Virgin Islands	VI	N	0	0	0	0	0	0
56. Northern Mariana Islands	MP	N	0	0	0	0	0	0
57. Canada	CAN	N	0	0	0	0	0	0
58. Aggregate Other Alien	OT	XXX	0	0	0	0	0	0
59. Totals	(a)	8	38,460,594	32,838,715	18,856,468	15,875,619	10,097,887	9,365,594
DETAILS OF WRITE-INS								
58001.	XXX							
58002.	XXX							
58003.	XXX							
58998. Summary of remaining write-ins for Line 58 from overflow page.	XXX		0	0	0	0	0	0
58999. TOTALS (Lines 58001 through 58003 plus 58998) (Line 58 above)	XXX		0	0	0	0	0	0

(L) Licensed or Chartered - Licensed Insurance Carrier or Domiciled RRG; (R) Registered - Non-domiciled RRGs; (Q) Qualified - Qualified or Accredited Reinsurer; (E) Eligible - Reporting Entities eligible or approved to write Surplus Lines in the state; (N) None of the above - Not allowed to write business in the state.

(a) Insert the number of L responses except for Canada and Other Alien.

STATEMENT AS OF SEPTEMBER 30, 2014 OF THE The General Automobile Insurance Company, Inc.

SCHEDULE Y
PART 1A – DETAIL OF INSURANCE HOLDING COMPANY SYSTEM

1	2	3	4	5	6	7	8	9	10	11	12	13	14	15
Group Code	Group Name	NAIC Company Code	Federal ID Number	Federal RSSD	CIK	Name of Securities Exchange if Publicly Traded (U.S. or International)	Name of Parent Subsidiaries or Affiliates	Domiciliary Location	Relationship to Reporting Entity	Directly Controlled by (Name of Entity/Person)	Type of Control (Ownership, Board, Management, Attorney-in-Fact, Influence, Other)	If Control is Ownership Provide Percentage	Ultimate Controlling Entity(ies)/ Person(s)	*
00473	American Family Insurance Group	19275	39-0273710				American Family Mutual Insurance Company	WI		American Family Mutual Insurance Company - Board of Directors	Board of Directors	0.0	American Family Mutual Insurance Company - Board of Directors	0
		00000	39-1999869				American Family Securities, LLC	WI	DS	American Family Mutual Insurance Company	Ownership	100.0	American Family Mutual Insurance Company	0
		00000	39-1508124				American Family Brokerage, Inc.	WI	DS	American Family Mutual Insurance Company	Ownership	100.0	American Family Mutual Insurance Company	0
		00000	39-1391393				AMFAM, Inc.	WI	DS	American Family Mutual Insurance Company	Ownership	100.0	American Family Mutual Insurance Company	0
00473	American Family Insurance Group	19283	39-6040366				American Standard Insurance Co. of WI	WI	IA	AMFAM, Inc.	Ownership	100.0	American Family Mutual Insurance Company	0
00473	American Family Insurance Group	10386	39-1835307				American Family Insurance Company	OH	IA	AMFAM, Inc.	Ownership	100.0	American Family Mutual Insurance Company	0
00473	American Family Insurance Group	10387	39-1835305				American Standard Insurance Co. of OH	OH	IA	AMFAM, Inc.	Ownership	100.0	American Family Mutual Insurance Company	0
00473	American Family Insurance Group	60399	39-6040365				American Family Life Insurance Co.	WI	IA	AMFAM, Inc.	Ownership	100.0	American Family Mutual Insurance Company	0
		00000	39-6040596				American Family Financial Services, Inc.	WI	IA	AMFAM, Inc.	Ownership	100.0	American Family Mutual Insurance Company	0
		00000	36-4681910				New Ventures, LLC	WI	NIA	AMFAM, Inc.	Ownership	99.0	American Family Mutual Insurance Company	0
		00000	36-4681910				New Ventures, LLC	WI	NIA	American Family Life Insurance Co.	Ownership	1.0	American Family Mutual Insurance Company	0
00473	American Family Insurance Group	27138	36-2705935				Midvale Indemnity Company	IL	IA	AMFAM, Inc.	Ownership	100.0	American Family Mutual Insurance Company	0
		00000	86-1101013				PGC Holdings Corporation	DE	NIA	AMFAM, Inc.	Ownership	100.0	American Family Mutual Insurance Company	0
		00000	42-6653388				PGC Holdings Statutory Trust 1	DE	NIA	PGC Holdings Corporation	Ownership	100.0	American Family Mutual Insurance Company	0
		00000	20-1980130				PGC Holdings Statutory Trust 2	DE	NIA	PGC Holdings Corporation	Ownership	100.0	American Family Mutual Insurance Company	0

STATEMENT AS OF SEPTEMBER 30, 2014 OF THE The General Automobile Insurance Company, Inc.

SCHEDULE Y
PART 1A – DETAIL OF INSURANCE HOLDING COMPANY SYSTEM

1	2	3	4	5	6	7	8	9	10	11	12	13	14	15
Group Code	Group Name	NAIC Company Code	Federal ID Number	Federal RSSD	CIK	Name of Securities Exchange if Publicly Traded (U.S. or International)	Name of Parent Subsidiaries or Affiliates	Domiciliary Location	Relationship to Reporting Entity	Directly Controlled by (Name of Entity/Person)	Type of Control (Ownership, Board, Management, Attorney-in-Fact, Influence, Other)	If Control is Ownership Provide Percentage	Ultimate Controlling Entity(ies)/ Person(s)	*
00473	American Family Insurance Group	22906	62-1482846				PGAC of Ohio	.OH	.IA	PGC Holdings Corporation	Ownership	100.0	American Family Mutual Insurance Company	.0
00473	American Family Insurance Group	37648	13-2960609				Permanent General Assurance Corporation	.OH	.IA	Permanent General Companies, Inc.	Ownership	100.0	American Family Mutual Insurance Company	.0
		00000	62-1336831				Permanent General Companies, Inc.	.TN	.NIA	PGC Holdings Corporation	Ownership	100.0	American Family Mutual Insurance Company	.0
		00000	62-1383711				PGA Service Corporation	.TN	.NIA	Permanent General Assurance Corporation	Ownership	100.0	American Family Mutual Insurance Company	.0
		00000	62-1684228				The General Auto Insurance Services of Ohio, Inc.	.OH	.NIA	PGA Service Corporation	Ownership	100.0	American Family Mutual Insurance Company	.0
		00000	62-1684225				The General Auto Insurances Services of California, Inc.	.CA	.NIA	PGA Service Corporation	Ownership	100.0	American Family Mutual Insurance Company	.0
		00000	62-1758317				The General Auto Insurances Services of Louisiana, Inc.	.LA	.NIA	PGA Service Corporation	Ownership	100.0	American Family Mutual Insurance Company	.0
00473	American Family Insurance Group	13703	26-2465659				The General Automobile Insurance Company, Inc.	.OH	.IA	PGAC of Ohio	Ownership	100.0	American Family Mutual Insurance Company	.0
		00000	62-1820203				The General Auto Insurance Services of Georgia, Inc.	.GA	.NIA	PGA Service Corporation	Ownership	100.0	American Family Mutual Insurance Company	.0
		00000	62-1812273				The General Auto Insurance Services of Texas, Inc.	.TX	.NIA	PGA Service Corporation	Ownership	100.0	American Family Mutual Insurance Company	.0
		00000	46-3538161				The AssureStart Insurance Agency	.WI	.NIA	American Family Mutual Insurance Company	Ownership	100.0	American Family Mutual Insurance Company	.0
		00000	04-3361207				Homesite Group Incorporated	.DE	.NIA	AMFAM, Inc.	Ownership	100.0	American Family Mutual Insurance Company	.0
		00000	04-3441403				Homesite Securities Company LLC	.DE	.NIA	Homesite Group Incorporated	Ownership	100.0	American Family Mutual Insurance Company	.0
00473	Homesite Insurance Group	13927	45-0282873				Homesite Insurance Company of the Midwest	.ND	.IA	Homesite Securities Company LLC	Ownership	100.0	American Family Mutual Insurance Company	.0
00473	Homesite Insurance Group	17221	06-1125462				Homesite Insurance Company	.CT	.IA	Homesite Securities Company LLC	Ownership	100.0	American Family Mutual Insurance Company	.0

STATEMENT AS OF SEPTEMBER 30, 2014 OF THE The General Automobile Insurance Company, Inc.

SCHEDULE Y
PART 1A – DETAIL OF INSURANCE HOLDING COMPANY SYSTEM

1	2	3	4	5	6	7	8	9	10	11	12	13	14	15
Group Code	Group Name	NAIC Company Code	Federal ID Number	Federal RSSD	CIK	Name of Securities Exchange if Publicly Traded (U.S. or International)	Name of Parent Subsidiaries or Affiliates	Domiciliary Location	Relationship to Reporting Entity	Directly Controlled by (Name of Entity/Person)	Type of Control (Ownership, Board, Management, Attorney-in-Fact, Influence, Other)	If Control is Ownership Provide Percentage	Ultimate Controlling Entity(ies)/ Person(s)	*
00473	Homesite Insurance Group	20419	48-1156645				Homesite Indemnity Company	KS	IA	Homesite Group Incorporated	Ownership	100.0	American Family Mutual Insurance Company	.0
00473	Homesite Insurance Group	11005	68-0426201				Homesite Insurance Company of California	CA	IA	Homesite Securities Company LLC	Ownership	100.0	American Family Mutual Insurance Company	.0
00473	Homesite Insurance Group	10986	16-1559926				Homesite Insurance Company of New York	NY	IA	Homesite Securities Company LLC	Ownership	100.0	American Family Mutual Insurance Company	.0
00473	Homesite Insurance Group	10745	23-2980263				Homesite Insurance Company of Georgia	GA	IA	Homesite Securities Company LLC	Ownership	100.0	American Family Mutual Insurance Company	.0
00473	Homesite Insurance Group	11016	52-2176786				Homesite Insurance Company of Illinois	IL	IA	Homesite Securities Company LLC	Ownership	100.0	American Family Mutual Insurance Company	.0
00473	Homesite Insurance Group	11156	04-3489719				Homesite Insurance Company of Florida	IL	IA	Homesite Securities Company LLC	Ownership	100.0	American Family Mutual Insurance Company	.0
00473	Homesite Insurance Group	11237	74-2987795				Homesite Lloyds's of Texas	TX	IA	Texas-South of Homesite, Inc	Attorney-In-Fact	0.0	American Family Mutual Insurance Company	.0
		00000	23-3011415				Homesite Insurance Agency, Inc.	MA	NIA	Homesite Securities Company LLC	Ownership	100.0	American Family Mutual Insurance Company	.0
		00000	04-3506712				Texas-South of Homesite, Inc	TX	NIA	Homesite Securities Company LLC	Ownership	100.0	American Family Mutual Insurance Company	.0
		00000	56-2488908				Shoutlet, Inc	DE	OTH	New Ventures, LLC	Influence	0.0	Shoutlet, Inc	.1
		00000	26-1338441				Workface Inc	DE	OTH	New Ventures, LLC	Influence	0.0	Workface Inc	.1
		00000	36-4681910				Zero Locus Inc	WI	OTH	New Ventures, LLC	Influence	0.0	Zero Locus Inc	.1
		00000	46-5039052				Homesite General Agent, LLC	DE	NIA	Homesite Group Incorporated	Ownership	100.0	American Family Mutual Insurance Company	.0
		00000	45-3695870				Moveln, Inc	WI	OTH	New Ventures, LLC	Influence		Moveln, Inc	.1
		00000	46-1991111				Quietyme, Inc	WI	OTH	New Ventures, LLC	Influence		Quietyme, Inc	.1

12.2

Asterisk	Explanation
1	Companies Listed as OTH are Investments Held by New Ventures, LLC where a controlling interest is presumed to exist due to a greater than 10% ownership interest

PART 1 - LOSS EXPERIENCE

Line of Business	Current Year to Date			4 Prior Year to Date Direct Loss Percentage
	1 Direct Premiums Earned	2 Direct Losses Incurred	3 Direct Loss Percentage	
1. Fire			0.0	0.0
2. Allied lines			0.0	0.0
3. Farmowners multiple peril			0.0	0.0
4. Homeowners multiple peril			0.0	0.0
5. Commercial multiple peril			0.0	0.0
6. Mortgage guaranty			0.0	0.0
8. Ocean marine			0.0	0.0
9. Inland marine			0.0	0.0
10. Financial guaranty			0.0	0.0
11.1 Medical professional liability -occurrence			0.0	0.0
11.2 Medical professional liability -claims made			0.0	0.0
12. Earthquake			0.0	0.0
13. Group accident and health			0.0	0.0
14. Credit accident and health			0.0	0.0
15. Other accident and health			0.0	0.0
16. Workers' compensation			0.0	0.0
17.1 Other liability occurrence			0.0	0.0
17.2 Other liability-claims made			0.0	0.0
17.3 Excess Workers' Compensation			0.0	0.0
18.1 Products liability-occurrence			0.0	0.0
18.2 Products liability-claims made			0.0	0.0
19.1,19.2 Private passenger auto liability	24,769,214	13,680,075	55.2	63.5
19.3,19.4 Commercial auto liability			0.0	0.0
21. Auto physical damage	9,341,891	5,355,382	57.3	76.2
22. Aircraft (all perils)			0.0	0.0
23. Fidelity			0.0	0.0
24. Surety			0.0	0.0
26. Burglary and theft			0.0	0.0
27. Boiler and machinery			0.0	0.0
28. Credit			0.0	0.0
29. International			0.0	0.0
30. Warranty			0.0	0.0
31. Reinsurance - Nonproportional Assumed Property	XXX	XXX	XXX	XXX
32. Reinsurance - Nonproportional Assumed Liability	XXX	XXX	XXX	XXX
33. Reinsurance - Nonproportional Assumed Financial Lines	XXX	XXX	XXX	XXX
34. Aggregate write-ins for other lines of business	0	0	0.0	0.0
35. TOTALS	34,111,105	19,035,457	55.8	67.1
DETAILS OF WRITE-INS				
3401.				
3402.				
3403.				
3498. Sum. of remaining write-ins for Line 34 from overflow page	0	0	0.0	0.0
3499. Totals (Lines 3401 through 3403 plus 3498) (Line 34)	0	0	0.0	0.0

PART 2 - DIRECT PREMIUMS WRITTEN

Line of Business	1	2	3
	Current Quarter	Current Year to Date	Prior Year Year to Date
1. Fire	0		0
2. Allied lines	0		0
3. Farmowners multiple peril	0		0
4. Homeowners multiple peril	0		0
5. Commercial multiple peril	0		0
6. Mortgage guaranty	0		0
8. Ocean marine	0		0
9. Inland marine	0		0
10. Financial guaranty	0		0
11.1 Medical professional liability-occurrence	0		0
11.2 Medical professional liability-claims made	0		0
12. Earthquake	0		0
13. Group accident and health	0		0
14. Credit accident and health	0		0
15. Other accident and health	0		0
16. Workers' compensation	0		0
17.1 Other liability occurrence	0		0
17.2 Other liability-claims made	0		0
17.3 Excess Workers' Compensation	0		0
18.1 Products liability-occurrence	0		0
18.2 Products liability-claims made	0		0
19.1,19.2 Private passenger auto liability	9,748,611	28,584,608	23,412,475
19.3,19.4 Commercial auto liability	0		0
21. Auto physical damage	3,324,812	9,875,986	9,426,240
22. Aircraft (all perils)	0		0
23. Fidelity	0		0
24. Surety	0		0
26. Burglary and theft	0		0
27. Boiler and machinery	0		0
28. Credit	0		0
29. International	0		0
30. Warranty	0		0
31. Reinsurance - Nonproportional Assumed Property	XXX	XXX	XXX
32. Reinsurance - Nonproportional Assumed Liability	XXX	XXX	XXX
33. Reinsurance - Nonproportional Assumed Financial Lines	XXX	XXX	XXX
34. Aggregate write-ins for other lines of business	0	0	0
35. TOTALS	13,073,423	38,460,594	32,838,715
DETAILS OF WRITE-INS			
3401.			
3402.			
3403.			
3498. Sum. of remaining write-ins for Line 34 from overflow page	0	0	0
3499. Totals (Lines 3401 through 3403 plus 3498) (Line 34)	0	0	0

STATEMENT AS OF SEPTEMBER 30, 2014 OF THE The General Automobile Insurance Company, Inc.

PART 3 (000 omitted)

LOSS AND LOSS ADJUSTMENT EXPENSE RESERVES SCHEDULE

	1	2	3	4	5	6	7	8	9	10	11	12	13
Years in Which Losses Occurred	Prior Year-End Known Case Loss and LAE Reserves	Prior Year-End IBNR Loss and LAE Reserves	Total Prior Year-End Loss and LAE Reserves (Cols. 1 + 2)	2014 Loss and LAE Payments on Claims Reported as of Prior Year-End	2014 Loss and LAE Payments on Claims Unreported as of Prior Year-End	Total 2014 Loss and LAE Payments (Cols. 4 + 5)	Q.S. Date Known Case Loss and LAE Reserves on Claims Reported and Open as of Prior Year End	Q.S. Date Known Case Loss and LAE Reserves on Claims Reported or Reopened Subsequent to Prior Year End	Q.S. Date IBNR Loss and LAE Reserves	Total Q.S. Loss and LAE Reserves (Cols.7 + 8 + 9)	Prior Year-End Known Case Loss and LAE Reserves Developed (Savings)/ Deficiency (Cols. 4 + 7 minus Col. 1)	Prior Year-End IBNR Loss and LAE Reserves Developed (Savings)/ Deficiency (Cols. 5 + 8 + 9 minus Col. 2)	Prior Year-End Total Loss and LAE Reserve Developed (Savings)/ Deficiency (Cols. 11 + 12)
1. 2011 + Prior	532	132	664	431	4	435	290	3	77	370	189	(48)	141
2. 2012	997	304	1,301	729	7	736	454	5	110	569	186	(182)	4
3. Subtotals 2012 + prior	1,529	436	1,965	1,160	11	1,171	744	8	187	939	375	(230)	145
4. 2013	4,412	1,936	6,348	4,095	41	4,136	1,779	18	326	2,123	1,462	(1,551)	(89)
5. Subtotals 2013 + prior	5,941	2,372	8,313	5,255	52	5,307	2,523	26	513	3,062	1,837	(1,781)	56
6. 2014	XXX	XXX	XXX	XXX	7,048	7,048	XXX	3,597	1,682	5,279	XXX	XXX	XXX
7. Totals	5,941	2,372	8,313	5,255	7,100	12,355	2,523	3,623	2,195	8,341	1,837	(1,781)	56
8. Prior Year-End Surplus As Regards Policy-holders	19,037												
											Col. 11, Line 7 As % of Col. 1, Line 7	Col. 12, Line 7 As % of Col. 2, Line 7	Col. 13, Line 7 As % of Col. 3, Line 7
											1. 30.9	2. (75.1)	3. 0.7
													Col. 13, Line 7 Line 8
													4. 0.3

SUPPLEMENTAL EXHIBITS AND SCHEDULES INTERROGATORIES





The following supplemental reports are required to be filed as part of your statement filing. However, in the event that your company does not transact the type of business for which the special report must be filed, your response of **NO** to the specific interrogatory will be accepted in lieu of filing a "NONE" report and a bar code will be printed below. If the supplement is required of your company but is not being filed for whatever reason enter **SEE EXPLANATION** and provide an explanation following the interrogatory questions.

	<u>Response</u>
1. Will the Trusteed Surplus Statement be filed with the state of domicile and the NAIC with this statement?NO.....
2. Will Supplement A to Schedule T (Medical Professional Liability Supplement) be filed with this statement?NO.....
3. Will the Medicare Part D Coverage Supplement be filed with the state of domicile and the NAIC with this statement?NO.....
4. Will the Director and Officer Insurance Coverage Supplement be filed with the state of domicile and the NAIC with this statement?NO.....

Explanation:

- 1.
- 2.
- 3.
- 4.

Bar Code:

1.	 1 3 7 0 3 2 0 1 4 4 9 0 0 0 0 0 3
2.	 1 3 7 0 3 2 0 1 4 4 5 5 0 0 0 0 3
3.	 1 3 7 0 3 2 0 1 4 3 6 5 0 0 0 0 3
4.	 1 3 7 0 3 2 0 1 4 5 0 5 0 0 0 0 3

OVERFLOW PAGE FOR WRITE-INS

PQ004 Additional Aggregate Lines for Page 04 Line 14.

*STMTINCOME

	1 Current Year to Date	2 Prior Year to Date	3 Prior Year Ended December 31
1404. Legal Defense Fees.....	(266)		
1497. Summary of remaining write-ins for Line 14 from Page 04	(266)	0	0

SCHEDULE A – VERIFICATION

Real Estate

	1 Year To Date	2 Prior Year Ended December 31
1. Book/adjusted carrying value, December 31 of prior year	0	0
2. Cost of acquired:		
2.1 Actual cost at time of acquisition	0	0
2.2 Additional investment made after acquisition	0	0
3. Current year change in encumbrances	0	0
4. Total gain (loss) on disposals	0	0
5. Deduct amounts received on disposals	0	0
6. Total foreign exchange change in book/adjusted carrying value	0	0
7. Deduct current year's other-than-temporary impairment recognized	0	0
8. Deduct current year's depreciation	0	0
9. Book/adjusted carrying value at the end of current period (Lines 1+2+3+4-5+6-7-8)	0	0
10. Deduct total nonadmitted amounts	0	0
11. Statement value at end of current period (Line 9 minus Line 10)	0	0

NONE

SCHEDULE B – VERIFICATION

Mortgage Loans

	1 Year To Date	2 Prior Year Ended December 31
1. Book value/recorded investment excluding accrued interest, December 31 of prior year	0	0
2. Cost of acquired:		
2.1 Actual cost at time of acquisition	0	0
2.2 Additional investment made after acquisition	0	0
3. Capitalized deferred interest and other	0	0
4. Accrual of discount	0	0
5. Unrealized valuation increase (decrease)	0	0
6. Total gain (loss) on disposals	0	0
7. Deduct amounts received on disposals	0	0
8. Deduct amortization of premium and mortgage interest points and commitment fees	0	0
9. Total foreign exchange change in book value/recorded investment excluding accrued interest	0	0
10. Deduct current year's other-than-temporary impairment recognized	0	0
11. Book value/recorded investment excluding accrued interest at end of current period (Lines 1+2+3+4+5+6-7-8+9-10)	0	0
12. Total valuation allowance	0	0
13. Subtotal (Line 11 plus Line 12)	0	0
14. Deduct total nonadmitted amounts	0	0
15. Statement value at end of current period (Line 13 minus Line 14)	0	0

NONE

SCHEDULE BA – VERIFICATION

Other Long-Term Invested Assets

	1 Year To Date	2 Prior Year Ended December 31
1. Book/adjusted carrying value, December 31 of prior year	0	0
2. Cost of acquired:		
2.1 Actual cost at time of acquisition	0	0
2.2 Additional investment made after acquisition	0	0
3. Capitalized deferred interest and other	0	0
4. Accrual of discount	0	0
5. Unrealized valuation increase (decrease)	0	0
6. Total gain (loss) on disposals	0	0
7. Deduct amounts received on disposals	0	0
8. Deduct amortization of premium and depreciation	0	0
9. Total foreign exchange change in book/adjusted carrying value	0	0
10. Deduct current year's other-than-temporary impairment recognized	0	0
11. Book/adjusted carrying value at end of current period (Lines 1+2+3+4+5+6-7+8+9-10)	0	0
12. Deduct total nonadmitted amounts	0	0
13. Statement value at end of current period (Line 11 minus Line 12)	0	0

NONE

SCHEDULE D – VERIFICATION

Bonds and Stocks

	1 Year To Date	2 Prior Year Ended December 31
1. Book/adjusted carrying value of bonds and stocks, December 31 of prior year	24,301,845	16,026,862
2. Cost of bonds and stocks acquired	2,577,685	15,375,881
3. Accrual of discount	7,524	8,104
4. Unrealized valuation increase (decrease)	0	0
5. Total gain (loss) on disposals	5,422	127,843
6. Deduct consideration for bonds and stocks disposed of	1,563,539	7,002,869
7. Deduct amortization of premium	274,462	233,976
8. Total foreign exchange change in book/adjusted carrying value	0	0
9. Deduct current year's other-than-temporary impairment recognized	0	0
10. Book/adjusted carrying value at end of current period (Lines 1+2+3+4+5-6-7+8-9)	25,054,475	24,301,845
11. Deduct total nonadmitted amounts	0	0
12. Statement value at end of current period (Line 10 minus Line 11)	25,054,475	24,301,845

STATEMENT AS OF SEPTEMBER 30, 2014 OF THE The General Automobile Insurance Company, Inc.

SCHEDULE D - PART 1B

Showing the Acquisitions, Dispositions and Non-Trading Activity
During the Current Quarter for all Bonds and Preferred Stock by NAIC Designation

NAIC Designation	1 Book/Adjusted Carrying Value Beginning of Current Quarter	2 Acquisitions During Current Quarter	3 Dispositions During Current Quarter	4 Non-Trading Activity During Current Quarter	5 Book/Adjusted Carrying Value End of First Quarter	6 Book/Adjusted Carrying Value End of Second Quarter	7 Book/Adjusted Carrying Value End of Third Quarter	8 Book/Adjusted Carrying Value December 31 Prior Year
BONDS								
1. NAIC 1 (a).....	22,430,792	2,961,952	2,749,070	(16,505)	23,863,437	22,430,792	22,627,169	23,690,997
2. NAIC 2 (a).....	2,276,473	202,448	155,438	5,095	2,285,202	2,276,473	2,328,578	2,502,991
3. NAIC 3 (a).....	212,069	74,895		(75,841)	213,000	212,069	211,123	213,895
4. NAIC 4 (a).....	0				0	0	0	0
5. NAIC 5 (a).....	0				0	0	0	0
6. NAIC 6 (a).....	0				0	0	0	0
7. Total Bonds	24,919,334	3,239,295	2,904,508	(87,251)	26,361,639	24,919,334	25,166,870	26,407,883
PREFERRED STOCK								
8. NAIC 1.....	0				0	0	0	0
9. NAIC 2.....	0				0	0	0	0
10. NAIC 3.....	0				0	0	0	0
11. NAIC 4.....	0				0	0	0	0
12. NAIC 5.....	0				0	0	0	0
13. NAIC 6.....	0				0	0	0	0
14. Total Preferred Stock.....	0	0	0	0	0	0	0	0
15. Total Bonds & Preferred Stock	24,919,334	3,239,295	2,904,508	(87,251)	26,361,639	24,919,334	25,166,870	26,407,883

(a) Book/Adjusted Carrying Value column for the end of the current reporting period includes the following amount of non-rated short-term and cash equivalent bonds by NAIC designation: NAIC 1 \$112,395 ; NAIC 2 \$0 ;
NAIC 3 \$0 ; NAIC 4 \$0 ; NAIC 5 \$0 ; NAIC 6 \$0

S102

SCHEDULE DA - PART 1

Short-Term Investments

	1	2	3	4	5
	Book/Adjusted Carrying Value	Par Value	Actual Cost	Interest Collected Year To Date	Paid for Accrued Interest Year To Date
9199999	112,395	XXX	112,395	8	

SCHEDULE DA - VERIFICATION

Short-Term Investments

	1	2
	Year To Date	Prior Year Ended December 31
1. Book/adjusted carrying value, December 31 of prior year.....	2,106,038	1,906,931
2. Cost of short-term investments acquired	3,124,278	11,242,094
3. Accrual of discount	8	82
4. Unrealized valuation increase (decrease).....		0
5. Total gain (loss) on disposals		0
6. Deduct consideration received on disposals	5,117,929	11,043,069
7. Deduct amortization of premium.....		0
8. Total foreign exchange change in book/adjusted carrying value.....		0
9. Deduct current year's other-than-temporary impairment recognized.....		0
10. Book/adjusted carrying value at end of current period (Lines 1+2+3+4+5-6-7+8-9).....	112,395	2,106,038
11. Deduct total nonadmitted amounts.....		0
12. Statement value at end of current period (Line 10 minus Line 11)	112,395	2,106,038

Schedule DB - Part A - Verification

NONE

Schedule DB - Part B - Verification

NONE

Schedule DB - Part C - Section 1

NONE

Schedule DB - Part C - Section 2

NONE

Schedule DB - Verification

NONE

Schedule E - Verification

NONE

Schedule A - Part 2

NONE

Schedule A - Part 3

NONE

Schedule B - Part 2

NONE

Schedule B - Part 3

NONE

Schedule BA - Part 2

NONE

Schedule BA - Part 3

NONE

STATEMENT AS OF SEPTEMBER 30, 2014 OF THE The General Automobile Insurance Company, Inc.

SCHEDULE D - PART 3

Show All Long-Term Bonds and Stock Acquired During the Current Quarter

1	2	3	4	5	6	7	8	9	10
CUSIP Identification	Description	Foreign	Date Acquired	Name of Vendor	Number of Shares of Stock	Actual Cost	Par Value	Paid for Accrued Interest and Dividends	NAIC Designation or Market Indicator (a)
Bonds - U.S. Governments									
912810-RH-3	US TREASURY NOTES 3.125%08/15/44 3.125		08/22/2014	Citigroup Global Mrkt		693,330	700,000	594	1
912828-D5-6	US TREASURY NOTES 2.375%08/15/24 2.375		08/22/2014	RBS Greenwich Capital		398,501	400,000	258	1
0599999 - Bonds - U.S. Governments						1,091,831	1,100,000	852	XXX
Bonds - U.S. Special Revenue									
3138WP-GY-4	FNMA PASS-THRU LNG 30 YEAR FNMA # AT20		08/04/2014	Nomura Securities Inc.		371,308	376,365	345	1
31417E-JB-8	FNMA PASS-THRU LNG 30 YEAR FNMA # AB74		08/04/2014	JP Morgan		216,473	218,764	201	1
3199999 - Bonds - U.S. Special Revenue and Special Assessment and all Non-Guaranteed Obligations of Agencies and Authorities of Governments and Their Political Subdivisions						587,781	595,129	546	XXX
Bonds - Industrial and Miscellaneous (Unaffiliated)									
126650-CF-5	CVS CAREMARK CORP SR GLBL NT 24 3.375%		08/07/2014	Barclays Capital Inc.		49,539	50,000		2FE
29372E-BE-7	ENTERPRISE FLEET FINANCING LLC Auto leas		08/06/2014	JP Morgan		199,968	200,000		1FE
40414L-AL-3	HCP Inc SR GLBL NT 24 3.875% 08/15/24		08/07/2014	UBS Securities LLC		39,852	40,000		2FE
60687V-AE-5	ML-CFC COML MTG TR 2006-3 FLT Commercial		08/13/2014	Goldman Sachs		622	582	1	1
60687V-AE-5	ML-CFC COML MTG TR 2006-3 FLT Commercial		08/13/2014	Goldman Sachs		200,211	187,154	478	1FE
694308-GE-1	PACIFIC GAS & ELEC CO 1MTG BD 6.05%34		07/30/2014	Morgan Stanley		61,779	50,000	1,286	1FE
744320-CA-1	PRUDENTIAL FINL INC MTNS BOOK FR 4.6%051		07/29/2014	Wells Fargo Securities		51,278	50,000	486	2FE
747262-AT-0	QVC INC SR SEC 144A NT25 4.450% 02/15/		08/07/2014	Wells Fargo Securities		74,895	75,000		2FE
907818-DY-1	UNION PAC CORP SR NT 3.25%25 3.250% 01		08/07/2014	JP Morgan		19,934	20,000		1FE
928667-AD-6	VOLKSWAGEN CR OWNR TR 2014-1 Floor plan		08/12/2014	Credit Suisse 1stBstn		199,995	200,000		1FE
3899999 - Bonds - Industrial and Miscellaneous (Unaffiliated)						898,073	872,736	2,251	XXX
8399997 - Subtotals - Bonds - Part 3						2,577,685	2,567,865	3,649	XXX
8399999 - Subtotals - Bonds						2,577,685	2,567,865	3,649	XXX
9999999 Totals						2,577,685	XXX	3,649	XXX

(a) For all common stock bearing the NAIC market indicator "U" provide: the number of such issues

STATEMENT AS OF SEPTEMBER 30, 2014 OF THE The General Automobile Insurance Company, Inc.

SCHEDULE D - PART 4

Show All Long-Term Bonds and Stock Sold, Redeemed or Otherwise Disposed of During the Current Quarter

1	2	3	4	5	6	7	8	9	10	Change in Book/Adjusted Carrying Value					16	17	18	19	20	21	22
										11	12	13	14	15							
CUSIP Identification	Description	Foreign	Disposal Date	Name of Purchaser	Number of Shares of Stock	Consideration	Par Value	Actual Cost	Prior Year Book/Adjusted Carrying Value	Unrealized Valuation Increase/(Decrease)	Current Year's (Amortization)/Accretion	Current Year's Other Than Temporary Impairment Recognized	Total Change in B./A.C.V. (11+12-13)	Total Foreign Exchange Change in B./A.C.V.	Book/Adjusted Carrying Value at Disposal Date	Foreign Exchange Gain (Loss) on Disposal	Realized Gain (Loss) on Disposal	Total Gain (Loss) on Disposal	Bond Interest/Stock Dividends Received During Year	Stated Contractual Maturity Date	NAIC Designation or Market Indicator (a)
Bonds - U.S. Special Revenue and Special Assessment and all Non-Guaranteed Obligations of Agencies and Authorities of Governments and Their Political Subdivisions																					
3138WP-GY-4	FNMA PASS-THRU LNG 30 YEAR FNMA # AT20		09/01/2014	Paydown		1,929	1,929	1,903			26		26		1,929			0	5	04/01/2043	1
31417E-JB-8	FNMA PASS-THRU LNG 30 YEAR FNMA # AB74		09/01/2014	Paydown		1,446	1,446	1,430			15		15		1,446			0	4	01/01/2043	1
31417J-TR-1	FNMA PASS-THRU LNG 30 YEAR FNMA # AC05		09/01/2014	Paydown		38,805	38,805	39,493	39,488	(683)			(683)		38,805			0	1,034	10/01/2024	1
3199999 - Bonds - U.S. Special Revenue and Special Assessment and all Non-Guaranteed Obligations of Agencies and Authorities of Governments and Their Political Subdivisions						42,180	42,180	42,826	39,488	0	(642)	0	(642)	0	42,180	0	0	0	1,043	XXX	XXX
Bonds - Industrial and Miscellaneous (Unaffiliated)																					
60687V-AE-5	ML-CFC COML MTG TR 2006-3 FLT Commercial		09/01/2014	Paydown		582	582	622			(41)		(41)		582			0	3	07/12/2046	1
716495-AL-0	PETROHAWK ENERGY CORP GTD SRNT 7.25%18		08/15/2014	Call	103.6250	155,438	150,000	160,878	159,333	(3,895)			(3,895)		155,438			0	10,875	08/15/2018	2FE
92933W-AB-4	WEA FIN LLC / WT FIN AUST PTY GTD SR NT		07/23/2014	Call	121.7650	243,530	200,000	243,476	241,752	(3,803)			(3,803)		237,948		5,582	5,582	12,038	09/02/2019	1FE
06739F-FZ-9	5.2%07/10/14 5.200% 0	F	07/10/2014	Maturity		125,000	125,000	126,128	125,772	(772)			(772)		125,000			0	6,500	07/10/2014	1FE
363206-AA-1	GALE FORCE CLO LTD 2007-3A A1 0.474% 0	F	07/21/2014	Paydown		25,434	25,434	24,007	24,055	1,378			1,378		25,434			0	92	04/19/2021	1FE
3899999 - Bonds - Industrial and Miscellaneous (Unaffiliated)						549,984	501,016	555,111	550,912	0	(7,133)	0	(7,133)	0	544,402	0	5,582	5,582	29,508	XXX	XXX
8399997 - Subtotals - Bonds - Part 4						592,164	543,196	597,937	590,400	0	(7,775)	0	(7,775)	0	586,582	0	5,582	5,582	30,551	XXX	XXX
8399999 - Subtotals - Bonds						592,164	543,196	597,937	590,400	0	(7,775)	0	(7,775)	0	586,582	0	5,582	5,582	30,551	XXX	XXX
9999999 Totals						592,164	543,196	597,937	590,400	0	(7,775)	0	(7,775)	0	586,582	0	5,582	5,582	30,551	XXX	XXX

(a) For all common stock bearing the NAIC market indicator "U" provide: the number of such issues

EO5

Schedule DB - Part A - Section 1

NONE

Schedule DB - Part B - Section 1

NONE

Schedule DB - Part D - Section 1

NONE

Schedule DB - Part D - Section 2

NONE

Schedule DL - Part 1

NONE

Schedule DL - Part 2

NONE

Schedule E - Part 1

NONE

Schedule E - Part 2

NONE