



QUARTERLY STATEMENT

As of March 31, 2014
of the Condition and Affairs of the

GREAT AMERICAN ASSURANCE COMPANY

NAIC Group Code.....84, 84 <small>(Current Period) (Prior Period)</small>	NAIC Company Code..... 26344	Employer's ID Number..... 15-6020948
Organized under the Laws of OHIO	State of Domicile or Port of Entry OHIO	Country of Domicile US
Incorporated/Organized..... March 23, 1905	Commenced Business..... March 23, 1905	
Statutory Home Office	301 E Fourth Street..... Cincinnati OH US 45202 <small>(Street and Number) (City or Town, State, Country and Zip Code)</small>	
Main Administrative Office	301 E Fourth Street..... Cincinnati OH US 45202 <small>(Street and Number) (City or Town, State, Country and Zip Code)</small>	513-369-5000 <small>(Area Code) (Telephone Number)</small>
Mail Address	301 E Fourth Street..... Cincinnati OH US 45202 <small>(Street and Number or P. O. Box) (City or Town, State, Country and Zip Code)</small>	
Primary Location of Books and Records	301 E Fourth Street..... Cincinnati OH US 45202 <small>(Street and Number) (City or Town, State, Country and Zip Code)</small>	513-369-5000 <small>(Area Code) (Telephone Number)</small>
Internet Web Site Address	http://www.greatamericaninsurancegroup.com	
Statutory Statement Contact	Robert James Schwartz <small>(Name)</small> BSchwartz@GAIC.com <small>(E-Mail Address)</small>	513-369-5092 <small>(Area Code) (Telephone Number) (Extension)</small> 513-369-3873 <small>(Fax Number)</small>

OFFICERS

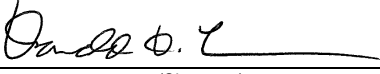
Name	Title	Name	Title
1. Donald Dumford Larson	President	2. Eve Cutler Rosen	Senior Vice President, General Counsel & Secretary
3. Robert James Schwartz	Vice President & Controller	4. John Linn Doellman	Vice President & Actuary
Ronald James Brichler	Executive Vice President	Gary John Gruber	Executive Vice President
Aaron Beasy Latto	Senior Vice President	David John Witzgall	Senior Vice President, Chief Financial Officer & Treasurer
Annette Denise Gardner	Vice President & Assistant Treasurer	Sue Ann Erhart	Vice President
John William Tholen	Vice President	Stephen Charles Beraha	Assistant Vice President & Assistant Secretary
Howard Kim Baird	Assistant Treasurer	Robert Jude Zbacnik	Assistant Treasurer

DIRECTORS OR TRUSTEES

Ronald James Brichler	Gary John Gruber	Donald Dumford Larson	Aaron Beasy Latto
Michael David Pierce	Eve Cutler Rosen	Piyush Kumar Singh	Michael Eugene Sullivan Jr.
David John Witzgall			

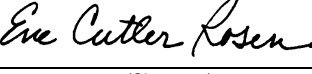
State of..... Ohio
County of..... Hamilton

The officers of this reporting entity being duly sworn, each depose and say that they are the described officers of said reporting entity, and that on the reporting period stated above, all of the herein described assets were the absolute property of the said reporting entity, free and clear from any liens or claims thereon, except as herein stated, and that this statement, together with related exhibits, schedules and explanations therein contained, annexed or referred to, is a full and true statement of all the assets and liabilities and of the condition and affairs of the said reporting entity as of the reporting period stated above, and of its income and deductions therefrom for the period ended, and have been completed in accordance with the NAIC *Annual Statement Instructions and Accounting Practices and Procedures* manual except to the extent that: (1) state law may differ; or, (2) that state rules or regulations require differences in reporting not related to accounting practices and procedures, according to the best of their information, knowledge and belief, respectively. Furthermore, the scope of this attestation by the described officers also includes the related corresponding electronic filing with the NAIC, when required, that is an exact copy (except for formatting differences due to electronic filing) of the enclosed statement. The electronic filing may be requested by various regulators in lieu of or in addition to the enclosed statement.




(Signature)
Donald Dumford Larson

President
(Title)




(Signature)
Eve Cutler Rosen


Senior Vice President, General Counsel & Secretary
(Title)



(Signature)
Robert James Schwartz

Vice President & Controller
(Title)

Subscribed and sworn to before me
This 7th day of May, 2014




a. Is this an original filing? Yes [X] No []
b. If no: 1. State the amendment number _____
2. Date filed _____
3. Number of pages attached _____

ASSETS

	Current Statement Date			4 December 31 Prior Year Net Admitted Assets
	1 Assets	2 Nonadmitted Assets	3 Net Admitted Assets (Cols. 1 - 2)	
1. Bonds.....	16,023,168	.0	16,023,168	15,526,414
2. Stocks:				
2.1 Preferred stocks.....	.0	.0	.0	.0
2.2 Common stocks.....	.0	.0	.0	.0
3. Mortgage loans on real estate:				
3.1 First liens.....	.0	.0	.0	.0
3.2 Other than first liens.....	.0	.0	.0	.0
4. Real estate:				
4.1 Properties occupied by the company (less \$.....0 encumbrances).....	.0	.0	.0	.0
4.2 Properties held for the production of income (less \$.....0 encumbrances).....	.0	.0	.0	.0
4.3 Properties held for sale (less \$.....0 encumbrances).....	.0	.0	.0	.0
5. Cash (\$....38,728), cash equivalents (\$.....0) and short-term investments (\$....2,797,767).....	2,836,496	.0	2,836,496	3,269,996
6. Contract loans (including \$.....0 premium notes).....	.0	.0	.0	.0
7. Derivatives.....	.0	.0	.0	.0
8. Other invested assets.....	.0	.0	.0	.0
9. Receivables for securities.....	.0	.0	.0	.0
10. Securities lending reinvested collateral assets.....	.0	.0	.0	.0
11. Aggregate write-ins for invested assets.....	.0	.0	.0	.0
12. Subtotals, cash and invested assets (Lines 1 to 11).....	18,859,664	.0	18,859,664	18,796,410
13. Title plants less \$.....0 charged off (for Title insurers only).....	.0	.0	.0	.0
14. Investment income due and accrued.....	144,883	.0	144,883	108,605
15. Premiums and considerations:				
15.1 Uncollected premiums and agents' balances in the course of collection.....	.0	.0	.0	.0
15.2 Deferred premiums, agents' balances and installments booked but deferred and not yet due (including \$.....0 earned but unbilled premiums).....	.0	.0	.0	.0
15.3 Accrued retrospective premiums.....	.0	.0	.0	.0
16. Reinsurance:				
16.1 Amounts recoverable from reinsurers.....	.0	.0	.0	.0
16.2 Funds held by or deposited with reinsured companies.....	.0	.0	.0	.0
16.3 Other amounts receivable under reinsurance contracts.....	.0	.0	.0	.0
17. Amounts receivable relating to uninsured plans.....	.0	.0	.0	.0
18.1 Current federal and foreign income tax recoverable and interest thereon.....	.0	.0	.0	5,121
18.2 Net deferred tax asset.....	657	.0	657	1,537
19. Guaranty funds receivable or on deposit.....	.0	.0	.0	.0
20. Electronic data processing equipment and software.....	.0	.0	.0	.0
21. Furniture and equipment, including health care delivery assets (\$.....0).....	.0	.0	.0	.0
22. Net adjustment in assets and liabilities due to foreign exchange rates.....	.0	.0	.0	.0
23. Receivables from parent, subsidiaries and affiliates.....	.0	.0	.0	.0
24. Health care (\$.....0) and other amounts receivable.....	.0	.0	.0	.0
25. Aggregate write-ins for other than invested assets.....	.0	.0	.0	.0
26. Total assets excluding Separate Accounts, Segregated Accounts and Protected Cell Accounts (Lines 12 through 25).....	19,005,204	.0	19,005,204	18,911,673
27. From Separate Accounts, Segregated Accounts and Protected Cell Accounts.....	.0	.0	.0	.0
28. Total (Lines 26 and 27).....	19,005,204	.0	19,005,204	18,911,673

DETAILS OF WRITE-INS

1101.....	.0	.0	.0	.0
1102.....	.0	.0	.0	.0
1103.....	.0	.0	.0	.0
1198. Summary of remaining write-ins for Line 11 from overflow page.....	.0	.0	.0	.0
1199. Totals (Lines 1101 thru 1103 plus 1198) (Line 11 above).....	.0	.0	.0	.0
2501.....	.0	.0	.0	.0
2502.....	.0	.0	.0	.0
2503.....	.0	.0	.0	.0
2598. Summary of remaining write-ins for Line 25 from overflow page.....	.0	.0	.0	.0
2599. Totals (Lines 2501 thru 2503 plus 2598) (Line 25 above).....	.0	.0	.0	.0

LIABILITIES, SURPLUS AND OTHER FUNDS

	1 Current Statement Date	2 December 31 Prior Year
1. Losses (current accident year \$.....0).....	.0	.0
2. Reinsurance payable on paid losses and loss adjustment expenses.....	.0	.0
3. Loss adjustment expenses.....	.0	.0
4. Commissions payable, contingent commissions and other similar charges.....	.0	.0
5. Other expenses (excluding taxes, licenses and fees).....	3,300	.800
6. Taxes, licenses and fees (excluding federal and foreign income taxes).....	.0	.0
7.1 Current federal and foreign income taxes (including \$.....0 on realized capital gains (losses)).....	20,083	.0
7.2 Net deferred tax liability.....	.0	.0
8. Borrowed money \$.....0 and interest thereon \$.....0.....	.0	.0
9. Unearned premiums (after deducting unearned premiums for ceded reinsurance of \$.....203,701,617 and including warranty reserves of \$.....0 and accrued accident and health experience rating refunds including \$.....0 for medical loss ratio rebate per the Public Health Service Act.....)	.0	.0
10. Advance premium.....	.0	.0
11. Dividends declared and unpaid:		
11.1 Stockholders.....	.0	.0
11.2 Policyholders.....	.0	.0
12. Ceded reinsurance premiums payable (net of ceding commissions).....	.0	.0
13. Funds held by company under reinsurance treaties.....	.0	.0
14. Amounts withheld or retained by company for account of others.....	.0	.0
15. Remittances and items not allocated.....	.0	.0
16. Provision for reinsurance (including \$.....0 certified).....	.0	.0
17. Net adjustments in assets and liabilities due to foreign exchange rates.....	.0	.0
18. Drafts outstanding.....	.0	.0
19. Payable to parent, subsidiaries and affiliates.....	.0	.0
20. Derivatives.....	.0	.0
21. Payable for securities.....	.0	.0
22. Payable for securities lending.....	.0	.0
23. Liability for amounts held under uninsured plans.....	.0	.0
24. Capital notes \$.....0 and interest thereon \$.....0.....	.0	.0
25. Aggregate write-ins for liabilities.....	.0	.0
26. Total liabilities excluding protected cell liabilities (Lines 1 through 25).....	23,383	.800
27. Protected cell liabilities.....	.0	.0
28. Total liabilities (Lines 26 and 27).....	23,383	.800
29. Aggregate write-ins for special surplus funds.....	.0	.0
30. Common capital stock.....	3,510,000	3,510,000
31. Preferred capital stock.....	.0	.0
32. Aggregate write-ins for other than special surplus funds.....	.0	.0
33. Surplus notes.....	.0	.0
34. Gross paid in and contributed surplus.....	8,716,521	8,716,521
35. Unassigned funds (surplus).....	6,755,300	6,684,352
36. Less treasury stock, at cost:		
36.10.000 shares common (value included in Line 30 \$.....0).....	.0	.0
36.20.000 shares preferred (value included in Line 31 \$.....0).....	.0	.0
37. Surplus as regards policyholders (Lines 29 to 35, less 36).....	18,981,821	18,910,873
38. Totals (Page 2, Line 28, Col. 3).....	19,005,204	18,911,673

DETAILS OF WRITE-INS

2501.0	.0
2502.0	.0
2503.0	.0
2598. Summary of remaining write-ins for Line 25 from overflow page.....	.0	.0
2599. Totals (Lines 2501 thru 2503 plus 2598) (Line 25 above).....	.0	.0
2901.0	.0
2902.0	.0
2903.0	.0
2998. Summary of remaining write-ins for Line 29 from overflow page.....	.0	.0
2999. Totals (Lines 2901 thru 2903 plus 2998) (Line 29 above).....	.0	.0
3201.0	.0
3202.0	.0
3203.0	.0
3298. Summary of remaining write-ins for Line 32 from overflow page.....	.0	.0
3299. Totals (Lines 3201 thru 3203 plus 3298) (Line 32 above).....	.0	.0

GREAT AMERICAN ASSURANCE COMPANY STATEMENT OF INCOME

	1 Current Year to Date	2 Prior Year to Date	3 Prior Year Ended December 31
UNDERWRITING INCOME			
1. Premiums earned:			
1.1 Direct..... (written \$.....114,900,577).....	110,013,658	105,330,057	423,145,194
1.2 Assumed..... (written \$.....159,119).....	86,072	72,288	356,056
1.3 Ceded..... (written \$.....115,059,696).....	110,099,729	105,402,345	423,501,250
1.4 Net..... (written \$.....0).....	0	0	0
DEDUCTIONS:			
2. Losses incurred (current accident year \$.....0):			
2.1 Direct.....	40,238,101	40,971,492	158,920,011
2.2 Assumed.....	34,265	(14,267)	341,019
2.3 Ceded.....	40,272,366	40,957,224	159,261,030
2.4 Net.....	0	0	0
3. Loss adjustment expenses incurred.....	0	0	0
4. Other underwriting expenses incurred.....	0	0	0
5. Aggregate write-ins for underwriting deductions.....	0	0	0
6. Total underwriting deductions (Lines 2 through 5).....	0	0	0
7. Net income of protected cells.....	0	0	0
8. Net underwriting gain (loss) (Line 1 minus Line 6 + Line 7).....	0	0	0
INVESTMENT INCOME			
9. Net investment income earned.....	92,067	99,706	385,613
10. Net realized capital gains (losses) less capital gains tax of \$.....0.....	0	0	5,674
11. Net investment gain (loss) (Lines 9 + 10).....	92,067	99,706	391,287
OTHER INCOME			
12. Net gain or (loss) from agents' or premium balances charged off (amount recovered \$.....0 amount charged off \$.....0).....	0	0	0
13. Finance and service charges not included in premiums.....	0	0	0
14. Aggregate write-ins for miscellaneous income.....	(35)	0	(6)
15. Total other income (Lines 12 through 14).....	(35)	0	(6)
16. Net income before dividends to policyholders, after capital gains tax and before all other federal and foreign income taxes (Lines 8 + 11 + 15).....	92,032	99,706	391,281
17. Dividends to policyholders.....	0	0	0
18. Net income after dividends to policyholders, after capital gains tax and before all other federal and foreign income taxes (Line 16 minus Line 17).....	92,032	99,706	391,281
19. Federal and foreign income taxes incurred.....	20,204	38,787	106,361
20. Net income (Line 18 minus Line 19) (to Line 22).....	71,828	60,919	284,920
CAPITAL AND SURPLUS ACCOUNT			
21. Surplus as regards policyholders, December 31 prior year.....	18,910,873	18,608,186	18,608,186
22. Net income (from Line 20).....	71,828	60,919	284,920
23. Net transfers (to) from Protected Cell accounts.....	0	0	0
24. Change in net unrealized capital gains or (losses) less capital gains tax of \$.....0.....	0	98	6,935
25. Change in net unrealized foreign exchange capital gain (loss).....	0	0	0
26. Change in net deferred income tax.....	(880)	14,879	10,832
27. Change in nonadmitted assets.....	0	0	0
28. Change in provision for reinsurance.....	0	0	0
29. Change in surplus notes.....	0	0	0
30. Surplus (contributed to) withdrawn from protected cells.....	0	0	0
31. Cumulative effect of changes in accounting principles.....	0	0	0
32. Capital changes:			
32.1 Paid in.....	0	0	0
32.2 Transferred from surplus (Stock Dividend).....	0	0	0
32.3 Transferred to surplus.....	0	0	0
33. Surplus adjustments:			
33.1 Paid in.....	0	0	0
33.2 Transferred to capital (Stock Dividend).....	0	0	0
33.3 Transferred from capital.....	0	0	0
34. Net remittances from or (to) Home Office.....	0	0	0
35. Dividends to stockholders.....	0	0	0
36. Change in treasury stock.....	0	0	0
37. Aggregate write-ins for gains and losses in surplus.....	0	0	0
38. Change in surplus as regards policyholders (Lines 22 through 37).....	70,948	75,896	302,687
39. Surplus as regards policyholders, as of statement date (Lines 21 plus 38).....	18,981,821	18,684,082	18,910,873
DETAILS OF WRITE-INS			
0501.	0	0	0
0502.	0	0	0
0503.	0	0	0
0598. Summary of remaining write-ins for Line 5 from overflow page.....	0	0	0
0599. Totals (Lines 0501 thru 0503 plus 0598) (Line 5 above).....	0	0	0
1401. Miscellaneous expense.....	(35)	0	(6)
1402.	0	0	0
1403.	0	0	0
1498. Summary of remaining write-ins for Line 14 from overflow page.....	0	0	0
1499. Totals (Lines 1401 thru 1403 plus 1498) (Line 14 above).....	(35)	0	(6)
3701.	0	0	0
3702.	0	0	0
3703.	0	0	0
3798. Summary of remaining write-ins for Line 37 from overflow page.....	0	0	0
3799. Totals (Lines 3701 thru 3703 plus 3798) (Line 37 above).....	0	0	0

CASH FLOW

	1 Current Year to Date	2 Prior Year To Date	3 Prior Year Ended December 31
CASH FROM OPERATIONS			
1. Premiums collected net of reinsurance.....	0	0	0
2. Net investment income.....	80,485	84,929	529,477
3. Miscellaneous income.....	(35)	0	(6)
4. Total (Lines 1 through 3).....	80,450	84,929	529,471
5. Benefit and loss related payments.....	0	0	0
6. Net transfers to Separate Accounts, Segregated Accounts and Protected Cell Accounts.....	0	0	0
7. Commissions, expenses paid and aggregate write-ins for deductions.....	0	0	0
8. Dividends paid to policyholders.....	0	0	0
9. Federal and foreign income taxes paid (recovered) net of \$.....0 tax on capital gains (losses).....	(5,000)	12,000	122,920
10. Total (Lines 5 through 9).....	(5,000)	12,000	122,920
11. Net cash from operations (Line 4 minus Line 10).....	85,450	72,929	406,551
CASH FROM INVESTMENTS			
12. Proceeds from investments sold, matured or repaid:			
12.1 Bonds.....	25,000	3,205,000	5,231,544
12.2 Stocks.....	0	0	0
12.3 Mortgage loans.....	0	0	0
12.4 Real estate.....	0	0	0
12.5 Other invested assets.....	0	0	0
12.6 Net gains or (losses) on cash, cash equivalents and short-term investments.....	0	0	0
12.7 Miscellaneous proceeds.....	0	0	0
12.8 Total investment proceeds (Lines 12.1 to 12.7).....	25,000	3,205,000	5,231,544
13. Cost of investments acquired (long-term only):			
13.1 Bonds.....	543,950	0	5,525,537
13.2 Stocks.....	0	0	0
13.3 Mortgage loans.....	0	0	0
13.4 Real estate.....	0	0	0
13.5 Other invested assets.....	0	0	0
13.6 Miscellaneous applications.....	0	2,697,149	2,697,149
13.7 Total investments acquired (Lines 13.1 to 13.6).....	543,950	2,697,149	8,222,686
14. Net increase or (decrease) in contract loans and premium notes.....	0	0	0
15. Net cash from investments (Line 12.8 minus Line 13.7 and Line 14).....	(518,950)	507,851	(2,991,142)
CASH FROM FINANCING AND MISCELLANEOUS SOURCES			
16. Cash provided (applied):			
16.1 Surplus notes, capital notes.....	0	0	0
16.2 Capital and paid in surplus, less treasury stock.....	0	0	0
16.3 Borrowed funds.....	0	0	0
16.4 Net deposits on deposit-type contracts and other insurance liabilities.....	0	0	0
16.5 Dividends to stockholders.....	0	0	0
16.6 Other cash provided (applied).....	0	27,596	(635)
17. Net cash from financing and miscellaneous sources (Lines 16.1 through 16.4 minus Line 16.5 plus Line 16.6).....	0	27,596	(635)
RECONCILIATION OF CASH, CASH EQUIVALENTS AND SHORT-TERM INVESTMENTS			
18. Net change in cash, cash equivalents and short-term investments (Line 11 plus Line 15 plus Line 17).....	(433,500)	608,376	(2,585,226)
19. Cash, cash equivalents and short-term investments:			
19.1 Beginning of year.....	3,269,996	5,855,222	5,855,222
19.2 End of period (Line 18 plus Line 19.1).....	2,836,496	6,463,598	3,269,996
Note: Supplemental disclosures of cash flow information for non-cash transactions:			
20.0001	0	0	0

1.) SUMMARY OF SIGNIFICANT ACCOUNTING POLICIES**A. Accounting Practices**

The financial statements of Great American Assurance Company ("the Company") are presented on the basis of accounting practices prescribed or permitted by the Ohio Department of Insurance.

The Ohio Department of Insurance recognizes only statutory accounting practices prescribed or permitted by the state of Ohio for determining and reporting the financial condition and results of operations of an insurance company, for purposes of determining its solvency under the Ohio Insurance Law. The National Association of Insurance Commissioners' ("NAIC") Accounting Practices and Procedures Manual has been adopted as a component of prescribed or permitted practices by the state of Ohio. The Company has no prescribed or permitted practices that would result in differences between NAIC SAP and the state of Ohio basis, as shown below:

	State of Domicile	2014	2013
Net income state basis	Ohio	\$ 71,828	\$ 284,920
Effect of state prescribed practices	Ohio	-	-
Effect of state permitted practices	Ohio	-	-
Net income, NAIC SAP		<u>\$ 71,828</u>	<u>\$ 284,920</u>
Statutory surplus state basis	Ohio	\$ 18,981,821	\$ 18,910,873
Effect of state prescribed practices	Ohio	-	-
Effect of state permitted practices	Ohio	-	-
Statutory surplus, NAIC SAP		<u>\$ 18,981,821</u>	<u>\$ 18,910,873</u>

2.) ACCOUNTING CHANGES AND CORRECTIONS OF ERRORS - No significant change.

3.) BUSINESS COMBINATIONS AND GOODWILL - No significant change.

4.) DISCONTINUED OPERATIONS - No significant change.

5.) INVESTMENTS

A – C. No significant change.

D. Loan-Backed Securities

1. The Company uses dealer-modeled prepayment assumptions for mortgage-backed and asset-backed securities at the date of purchase to determine effective yields; significant changes in estimated cash flows from the original purchase assumptions are accounted for on a prospective basis.

2. The Company had no loan-backed securities with a recognized other-than-temporary impairment due to either the intent to sell or lack of intent to hold to recovery during 2014.

3. The Company had no loan-backed securities with a credit-related other-than-temporary impairment recognized during 2014.

4. The following table shows all loan-backed securities with an unrealized loss:

a. The aggregate amount of unrealized losses:		
1. Less than 12 months	\$	(54,252)
2. 12 months or longer		-
b. The aggregate related fair value of securities with unrealized losses:		
1. Less than 12 months	\$	4,422,446
2. 12 months or longer		-

5. Based on cash flow projections received from independent sources (which reflect loan to collateral values, subordination, vintage and geographic concentration), implied cash flows inherent in security ratings and analysis of historical payment data, management believes that the Company will recover its cost basis in all securities with unrealized losses at March 31, 2014. The Company has the intent to hold such securities until they recover in value or mature.

E. Repurchase Agreements and/or Securities Lending – The Company does not invest in repurchase agreements or engage in securities lending.

F – H. No significant change.

I. Working Capital Finance Investments – Not applicable.

6.) JOINT VENTURES, PARTNERSHIPS AND LIMITED LIABILITY COMPANIES - No significant change.

7.) INVESTMENT INCOME - No significant change.

8.) DERIVATIVE INSTRUMENTS - No significant change.

9.) INCOME TAXES - No significant change.

10.) INFORMATION CONCERNING PARENT, SUBSIDIARIES AND AFFILIATES - No significant change.

11.) DEBT

- A. The Company does not have any outstanding liability for borrowed money.
- B. The Company does not have any agreements with the Federal Home Loan Bank.

12.) RETIREMENT PLANS, DEFERRED COMPENSATION, POSTEMPLOYMENT BENEFITS AND COMPENSATED ABSENCES AND OTHER POSTRETIREMENT BENEFIT PLANS

The Company has no employee retirement, deferred compensation, postemployment or other postretirement benefit plans.

13.) CAPITAL AND SURPLUS, DIVIDEND RESTRICTIONS AND QUASI-REORGANIZATIONS - No significant change.**14.) CONTINGENCIES - No significant change.****15.) LEASES - No significant change.****16.) INFORMATION ABOUT FINANCIAL INSTRUMENTS WITH OFF-BALANCE SHEET RISK AND FINANCIAL INSTRUMENTS WITH CONCENTRATIONS OF CREDIT RISK**

No significant change.

17.) SALE, TRANSFER AND SERVICING OF FINANCIAL ASSETS AND EXTINGUISHMENTS OF LIABILITIES

- A. The Company did not sell any receivable balances during 2014.
- B. Transfer and Servicing of Financial Assets – Not applicable.
- C. The Company was not involved in any wash sale transactions during 2014.

18.) GAIN OR LOSS TO THE REPORTING ENTITY FROM UNINSURED PLANS AND THE UNINSURED PORTION OF PARTIALLY INSURED PLANS

No significant change.

19.) DIRECT PREMIUM WRITTEN/PRODUCED BY MANAGING GENERAL AGENTS/THIRD PARTY ADMINISTRATORS

No significant change.

20.) FAIR VALUE**A. Inputs Used for Assets and Liabilities Measured at Fair Value**

1. The Company categorizes its financial instruments, based on the degree of subjectivity inherent in the method by which they are valued, into a fair value hierarchy of three levels, as follows:

Level 1 - Quoted prices for identical assets or liabilities in active markets (markets in which transactions occur with sufficient frequency and volume to provide pricing information on an ongoing basis). The Company's Level 1 financial instruments consist primarily of publicly traded equity securities and highly liquid government bonds for which quoted market prices in active markets are available.

Level 2 - Quoted prices for similar instruments in active markets; quoted prices for identical or similar assets or liabilities in inactive markets (markets in which there are few transactions, the prices are not current, price quotations vary substantially over time or among market makers, or in which little information is released publicly); and valuations based on other significant inputs that are observable in active markets. The Company's Level 2 financial instruments include corporate and municipal fixed maturity securities and MBS priced using observable inputs. Level 2 inputs include benchmark yields, reported trades, corroborated broker/dealer quotes, issuer spreads and benchmark securities. When non-binding broker quotes can be corroborated by comparison to similar securities priced using observable inputs, they are classified as Level 2.

Level 3 - Valuations derived from market valuation techniques generally consistent with those used to estimate the fair value of Level 2 financial instruments in which one or more significant inputs are unobservable or when the market for a security exhibits significantly less liquidity relative to markets supporting Level 2 fair value measurements. The unobservable inputs may include management's own assumptions about the assumptions market participants would use based on the best information available in the circumstances. The Company's Level 3 is comprised of financial instruments whose fair value is estimated based on non-binding broker quotes or internally developed using significant inputs not based on, or corroborated by, observable market information.

The Company's investment manager, American Money Management Corporation ("AMMC") (an affiliate) is responsible for the valuation process and uses data from outside sources (including nationally recognized pricing services and broker/dealers) in establishing fair value. Valuation techniques utilized by pricing services and prices obtained from external sources are reviewed by AMMC's internal investment professionals who are familiar with the securities being priced and the markets in which they trade to ensure the fair value determination is representative of an exit price. To validate the appropriateness of the prices obtained, these investment managers consider widely published indices (as benchmarks), recent trades, changes in interest rates, general economic conditions and the credit quality of the specific issuers. In addition, AMMC communicates directly with the pricing service regarding the methods and assumptions used in pricing, including verifying, on a test basis, the inputs used by the service to value specific securities.

The Company does not have any assets carried at fair value.

2. The Company does not have any Level 3 securities carried at fair value.

3. Fair Value Recognition of Transfers Between Levels

The Company recognizes and records the transfer of securities into and out of Level 3 due to changes in availability of market observable inputs. All transfers are reflected in the table above at fair value as of the end of the reporting period.

4. Inputs and Techniques Used in Estimating Fair Value - See narrative in Note 20A.

B. The Company has no additional fair value disclosures.

C. The Company has categorized all the financial assets in the financial statements into the three-level fair value hierarchy as reflected in the following table. See item A.1. above for a discussion of each of these three levels.

Type of Financial Instrument	Aggregate Fair Value	Admitted Assets	Level 1	Level 2	Level 3	Not Practicable (Carrying Value)
U.S. Government and governmental agencies	\$ 7,570,230	\$ 7,348,798	\$ 7,570,230	\$ -	\$ -	\$ -
States, municipalities and political subdivisions	4,939,300	4,752,901	-	4,939,300	-	-
Foreign government	-	-	-	-	-	-
Residential MBS	-	-	-	-	-	-
Commercial MBS	-	-	-	-	-	-
Asset backed securities	3,463,995	3,499,369	-	3,463,995	-	-
All other bonds	405,145	422,100	-	405,145	-	-
Total Bonds	\$ 16,378,670	\$ 16,023,168	\$ 7,570,230	\$ 8,808,440	\$ -	\$ -
Preferred stocks	-	-	-	-	-	-
Non-affiliated common stocks	-	-	-	-	-	-
Affiliated common stocks	-	-	-	-	-	-
Other investments	-	-	-	-	-	-
Mortgage loans	-	-	-	-	-	-
Total Financial Assets	\$ 16,378,670	\$ 16,023,168	\$ 7,570,230	\$ 8,808,440	\$ -	\$ -

D. Not Practicable to Estimate Fair Value – The Company has no financial instruments that fall under this classification.

21.) OTHER ITEMS

A – F. No significant change.

G. Offsetting and Netting of Assets and Liabilities – Not applicable.

H. No significant change.

I. Risk Sharing Provisions of the Affordable Care Act – Not applicable.

22.) EVENTS SUBSEQUENT

There have not been any events subsequent to March 31, 2014, which may have a material effect on the financial condition of the Company.

23.) REINSURANCE - No significant change.

24.) RETROSPECTIVELY RATED CONTRACTS - No significant change.

25.) CHANGE IN INCURRED LOSSES AND LOSS ADJUSTMENT EXPENSES - No significant change.

26.) INTERCOMPANY POOLING ARRANGEMENTS - No significant change.

27.) STRUCTURED SETTLEMENTS - No significant change.

28.) HEALTH CARE RECEIVABLES - No significant change.

29.) PARTICIPATING POLICIES - No significant change.

30.) PREMIUM DEFICIENCY RESERVES - No significant change.

31.) HIGH DEDUCTIBLES - No significant change.

32.) DISCOUNTING OF LIABILITIES FOR UNPAID LOSSES OR UNPAID LOSS ADJUSTMENT EXPENSES

No significant change.

33.) ASBESTOS/ENVIRONMENTAL RESERVES - No significant change.

34.) SUBSCRIBER SAVINGS ACCOUNTS - No significant change.

35.) MULTIPLE PERIL CROP INSURANCE - No significant change.

36.) FINANCIAL GUARANTY INSURANCE - The Company does not write financial guaranty insurance.

GENERAL INTERROGATORIES

PART 1 - COMMON INTERROGATORIES - GENERAL

1.1 Did the reporting entity experience any material transactions requiring the filing of Disclosure of Material Transactions with the State of Domicile, as required by the Model Act? Yes [] No [X]

1.2 If yes, has the report been filed with the domiciliary state? Yes [] No []

2.1 Has any change been made during the year of this statement in the charter, by-laws, articles of incorporation, or deed of settlement of the reporting entity? Yes [] No [X]

2.2 If yes, date of change:

3.1 Is the reporting entity a member of an Insurance Holding Company System consisting of two or more affiliated persons, one or more of which is an insurer? If yes, complete Schedule Y, Parts 1 and 1A. Yes [X] No []

3.2 Have there been any substantial changes in the organizational chart since the prior quarter end? Yes [X] No []

3.3 If the response to 3.2 is yes, provide a brief description of those changes.
Republic Indemnity Company of America, which owns Republic Indemnity Company of California, became a subsidiary of Great American Holding, Inc.

4.1 Has the reporting entity been a party to a merger or consolidation during the period covered by this statement? Yes [] No [X]

4.2 If yes, provide name of entity, NAIC Company Code, and state of domicile (use two letter state abbreviation) for any entity that has ceased to exist as a result of the merger or consolidation.

1 Name of Entity	2 NAIC Company Code	3 State of Domicile

5. If the reporting entity is subject to a management agreement, including third-party administrator(s), managing general agent(s), attorney-in-fact, or similar agreement, have there been any significant changes regarding the terms of the agreement or principals involved? If yes, attach an explanation. Yes [] No [X] N/A []
Not applicable

6.1 State as of what date the latest financial examination of the reporting entity was made or is being made.12/31/2011.....

6.2 State the as of date that the latest financial examination report became available from either the state of domicile or the reporting entity. This date should be the date of the examined balance sheet and not the date the report was completed or released.12/31/2011.....

6.3 State as of what date the latest financial examination report became available to other states or the public from either the state of domicile or the reporting entity. This is the release date or completion date of the examination report and not the date of the examination (balance sheet date).1/25/2013.....

6.4 By what department or departments?
Ohio

6.5 Have all financial statement adjustments within the latest financial examination report been accounted for in a subsequent financial statement filed with Departments? Yes [] No [] N/A [X]

6.6 Have all of the recommendations within the latest financial examination report been complied with? Yes [] No [] N/A [X]

7.1 Has this reporting entity had any Certificates of Authority, licenses or registrations (including corporate registration, if applicable) suspended or revoked by any governmental entity during the reporting period? Yes [] No [X]

7.2 If yes, give full information:
Not applicable

8.1 Is the company a subsidiary of a bank holding company regulated by the Federal Reserve Board? Yes [] No [X]

8.2 If response to 8.1 is yes, please identify the name of the bank holding company.
Not applicable

8.3 Is the company affiliated with one or more banks, thrifts or securities firms? Yes [X] No []

8.4 If the response to 8.3 is yes, please provide below the names and location (city and state of the main office) of any affiliates regulated by a federal regulatory services agency [i.e. the Federal Reserve Board (FRB), the Office of the Comptroller of the Currency (OCC), the Federal Deposit Insurance Corporation (FDIC) and the Securities Exchange Commission (SEC)] and identify the affiliate's primary federal regulator].

1 Affiliate Name	2 Location (City, State)	3 FRB	4 OCC	5 FDIC	6 SEC
American Money Management Corporation	Cincinnati, OH	NO	NO	NO	YES
Great American Advisors, Inc.	Cincinnati, OH	NO	NO	NO	YES

9.1 Are the senior officers (principal executive officer, principal financial officer, principal accounting officer or controller, or persons performing similar functions) of the reporting entity subject to a code of ethics, which includes the following standards? Yes [X] No []

- (a) Honest and ethical conduct, including the ethical handling of actual or apparent conflicts of interest between personal and professional relationships;
- (b) Full, fair, accurate, timely and understandable disclosure in the periodic reports required to be filed by the reporting entity;
- (c) Compliance with applicable governmental laws, rules and regulations;
- (d) The prompt internal reporting of violations to an appropriate person or persons identified in the code; and
- (e) Accountability for adherence to the code.

9.11 If the response to 9.1 is No, please explain:
Not applicable

9.2 Has the code of ethics for senior managers been amended? Yes [] No [X]

9.21 If the response to 9.2 is Yes, provide information related to amendment(s).
Not applicable

GENERAL INTERROGATORIES

PART 1 - COMMON INTERROGATORIES - GENERAL

- 9.3 Have any provisions of the code of ethics been waived for any of the specified officers? Yes [] No [X]
- 9.31 If the response to 9.3 is Yes, provide the nature of any waiver(s).
 Not applicable

PART 1 - FINANCIAL

- 10.1 Does the reporting entity report any amounts due from parent, subsidiaries or affiliates on Page 2 of this statement? Yes [] No [X]
- 10.2 If yes, indicate any amounts receivable from parent included in the Page 2 amount: \$.....0

PART 1 - INVESTMENT

- 11.1 Were any of the stocks, bonds, or other assets of the reporting entity loaned, placed under option agreement, or otherwise made available for use by another person? (Exclude securities under securities lending agreements.) Yes [] No [X]
- 11.2 If yes, give full and complete information relating thereto:
 Not applicable
12. Amount of real estate and mortgages held in other invested assets in Schedule BA: \$.....0
13. Amount of real estate and mortgages held in short-term investments: \$.....0
- 14.1 Does the reporting entity have any investments in parent, subsidiaries and affiliates? Yes [] No [X]
- 14.2 If yes, please complete the following:
- | | 1 | | 2 | |
|--|------------------------------|--------|------------------------------|--------|
| | Prior Year-End | | Current Quarter | |
| | Book/Adjusted Carrying Value | | Book/Adjusted Carrying Value | |
| 14.21 Bonds..... | \$ |0 | \$ |0 |
| 14.22 Preferred Stock..... | \$ |0 | \$ |0 |
| 14.23 Common Stock..... | \$ |0 | \$ |0 |
| 14.24 Short-Term Investments..... | \$ |0 | \$ |0 |
| 14.25 Mortgage Loans on Real Estate..... | \$ |0 | \$ |0 |
| 14.26 All Other..... | \$ |0 | \$ |0 |
| 14.27 Total Investment in Parent, Subsidiaries and Affiliates (Subtotal Lines 14.21 to 14.26)..... | \$ |0 | \$ |0 |
| 14.28 Total Investment in Parent included in Lines 14.21 to 14.26 above..... | \$ |0 | \$ |0 |
- 15.1 Has the reporting entity entered into any hedging transactions reported on Schedule DB? Yes [] No [X]
- 15.2 If yes, has a comprehensive description of the hedging program been made available to the domiciliary state?
 If no, attach a description with this statement. Yes [] No []

16. For the reporting entity's security lending program, state the amount of the following as of current statement date:
- 16.1 Total fair value of reinvested collateral assets reported on Schedule DL, Parts 1 and 2: \$.....0
- 16.2 Total book adjusted/carrying value of reinvested collateral assets reported on Schedule DL, Parts 1 and 2: \$.....0
- 16.3 Total payable for securities lending reported on the liability page: \$.....0

17. Excluding items in Schedule E-Part 3-Special Deposits, real estate, mortgage loans and investments held physically in the reporting entity's offices, vaults or safety deposit boxes, were all stocks, bonds and other securities, owned throughout the current year held pursuant to a custodial agreement with a qualified bank or trust company in accordance with Section 1, III - General Examination Considerations, F. Outsourcing of Critical Functions, Custodial or Safekeeping Agreements of the NAIC Financial Condition Examiners Handbook? Yes [X] No []

- 17.1 For all agreements that comply with the requirements of the NAIC Financial Condition Examiners Handbook, complete the following:

1	2
Name of Custodian(s)	Custodian Address
The Bank of New York Mellon	1 Wall Street, New York, NY 10286

- 17.2 For all agreements that do not comply with the requirements of the NAIC Financial Condition Examiners Handbook, provide the name, location and a complete explanation.

1	2	3
Name(s)	Location(s)	Complete Explanation(s)

- 17.3 Have there been any changes, including name changes, in the custodian(s) identified in 17.1 during the current quarter? Yes [] No [X]

- 17.4 If yes, give full and complete information relating thereto:

1	2	3	4
Old Custodian	New Custodian	Date of Change	Reason

- 17.5 Identify all investment advisors, broker/dealers or individuals acting on behalf of broker/dealers that have access to the investment accounts, handle securities and have authority to make investments on behalf of the reporting entity:

1	2	3
Central Registration Depository	Name(s)	Address
161853	American Money Management Corporation	301 East Fourth Street, Cincinnati, OH 45202

- 18.1 Have all the filing requirements of the Purposes and Procedures Manual of the NAIC Securities Valuation Office been followed? Yes [X] No []

- 18.2 If no, list exceptions:

Not applicable

GREAT AMERICAN ASSURANCE COMPANY
GENERAL INTERROGATORIES (continued)

PART 2

PROPERTY & CASUALTY INTERROGATORIES

1. If the reporting entity is a member of a pooling arrangement, did the agreement or the reporting entity's participation change? Yes [] No [X] N/A []
 If yes, attach an explanation.
 Not applicable

2. Has the reporting entity reinsured any risk with any other reporting entity and agreed to release such entity from liability, in whole or in part, from any loss that may occur on the risk, or portion thereof, reinsured? Yes [] No [X]
 If yes, attach an explanation.
 Not applicable

3.1 Have any of the reporting entity's primary reinsurance contracts been canceled? Yes [] No [X]

3.2 If yes, give full and complete information thereto:

Not applicable

4.1 Are any of the liabilities for unpaid losses and loss adjustment expenses other than certain workers' compensation tabular reserves (see Annual Statement Instructions pertaining to disclosure of discounting for definition of "tabular reserves,") discounted at a rate of interest greater than zero? Yes [] No [X]

4.2 If yes, complete the following schedule:

1 Line of Business	2 Maximum Interest	3 Disc. Rate	Total Discount				Discount Taken During Period				
			4 Unpaid Losses	5 Unpaid LAE	6 IBNR	7 Total	8 Unpaid Losses	9 Unpaid LAE	10 IBNR	11 Total	
0.0000.000000000000
Total.....XXX..XXX.....000000000

5. Operating Percentages:

5.1 A&H loss percent 0.0 %

5.2 A&H cost containment percent 0.0 %

5.3 A&H expense percent excluding cost containment expenses 0.0 %

6.1 Do you act as a custodian for health savings accounts? Yes [] No [X]

6.2 If yes, please provide the amount of custodial funds held as of the reporting date. 0

6.3 Do you act as an administrator for health savings accounts? Yes [] No [X]

6.4 If yes, please provide the amount of funds administered as of the reporting date. 0

SCHEDULE F - CEDED REINSURANCE

Showing All New Reinsurers - Current Year to Date

1 NAIC Company Code	2 ID Number	3 Name of Reinsurer	4 Domiciliary Jurisdiction	5 Type of Reinsurer	6 Certified Reinsurer Rating (1 through 6)	7 Effective Date of Certified Reinsurer Rating
------------------------------	-------------------	------------------------	----------------------------------	---------------------------	---	---

NONE

SCHEDULE T - EXHIBIT OF PREMIUMS WRITTEN

Current Year to Date - Allocated by States and Territories

States, Etc.	1 Active Status	Direct Premiums Written		Direct Losses Paid (Deducting Salvage)		Direct Losses Unpaid	
		2 Current Year to Date	3 Prior Year to Date	4 Current Year to Date	5 Prior Year to Date	6 Current Year to Date	7 Prior Year to Date
1. Alabama.....AL.....L.....		1,065,697	889,584	322,321	406,687	2,774,071	3,057,006
2. Alaska.....AK.....L.....		693,857	763,427	84,421	188,038	4,141,734	3,654,987
3. Arizona.....AZ.....L.....		1,009,919	1,402,615	356,679	871,251	13,062,951	14,352,425
4. Arkansas.....AR.....L.....		1,596,403	1,569,339	577,421	237,163	2,235,652	2,496,861
5. California.....CA.....L.....		14,720,760	13,868,247	3,737,545	6,273,827	67,631,152	76,305,915
6. Colorado.....CO.....L.....		1,104,648	1,172,745	349,493	1,114,496	4,930,086	4,780,759
7. Connecticut.....CT.....L.....		2,524,841	2,133,414	618,112	1,104,401	10,516,003	9,434,263
8. Delaware.....DE.....L.....		103,784	58,406	364,162	478,955	1,227,692	1,614,532
9. District of Columbia.....DC.....L.....		310,153	239,887	256,614	49,652	1,167,015	1,455,654
10. Florida.....FL.....L.....		5,839,178	4,410,406	2,331,719	1,518,834	24,693,721	26,794,244
11. Georgia.....GA.....L.....		4,548,726	3,627,942	938,153	2,293,232	11,568,223	13,267,064
12. Hawaii.....HI.....L.....		55,091	46,815	1,755	24,617	936,216	1,146,809
13. Idaho.....ID.....L.....		235,317	290,363	46,486	788,445	1,126,773	1,228,039
14. Illinois.....IL.....L.....		3,725,796	3,698,117	1,139,342	2,297,176	20,699,561	21,642,173
15. Indiana.....IN.....L.....		1,620,140	1,177,719	657,422	651,819	6,554,985	7,167,702
16. Iowa.....IA.....L.....		1,771,887	2,040,155	1,200,270	834,942	2,117,586	1,864,818
17. Kansas.....KS.....L.....		2,398,302	1,793,575	1,108,237	1,246,292	3,959,306	3,888,970
18. Kentucky.....KY.....L.....		2,071,976	2,066,192	1,581,094	964,838	3,631,150	3,795,683
19. Louisiana.....LA.....L.....		1,802,573	1,734,383	962,251	526,008	5,876,350	5,491,979
20. Maine.....ME.....L.....		230,943	105,543	11,402	17,186	1,231,914	1,561,518
21. Maryland.....MD.....L.....		1,050,087	646,645	280,860	743,388	6,215,574	6,582,602
22. Massachusetts.....MA.....L.....		820,280	1,537,779	1,014,821	353,727	9,877,753	9,654,112
23. Michigan.....MI.....L.....		8,636,356	7,608,890	3,384,050	2,234,176	21,877,776	20,275,758
24. Minnesota.....MN.....L.....		6,676,353	7,249,526	1,124,065	678,491	10,400,428	9,960,083
25. Mississippi.....MS.....L.....		509,189	344,138	196,855	186,611	1,251,880	1,373,511
26. Missouri.....MO.....L.....		1,912,859	1,788,863	766,525	813,586	8,443,111	8,958,200
27. Montana.....MT.....L.....		132,587	69,071	268,761	12,160	1,617,360	491,328
28. Nebraska.....NE.....L.....		519,208	419,024	225,906	37,138	2,130,585	2,499,346
29. Nevada.....NV.....L.....		426,719	198,609	207,864	106,667	1,727,377	1,714,981
30. New Hampshire.....NH.....L.....		29,466	160,175	14,449	50,930	1,515,555	1,597,618
31. New Jersey.....NJ.....L.....		4,603,135	3,664,324	1,789,023	1,921,443	15,244,094	19,903,581
32. New Mexico.....NM.....L.....		913,184	771,306	246,194	69,416	1,870,428	716,926
33. New York.....NY.....L.....		4,510,663	5,149,916	1,309,558	3,288,927	60,164,157	66,720,972
34. North Carolina.....NC.....L.....		1,674,852	1,368,842	335,459	463,939	21,536,331	22,273,490
35. North Dakota.....ND.....L.....		130,040	95,944	32,481	12,381	266,798	247,348
36. Ohio.....OH.....L.....		6,554,353	4,821,081	1,437,378	1,728,842	17,380,569	16,989,648
37. Oklahoma.....OK.....L.....		1,754,836	1,384,290	648,165	538,774	2,666,804	2,940,012
38. Oregon.....OR.....L.....		1,170,368	902,672	234,869	343,979	2,148,991	2,455,624
39. Pennsylvania.....PA.....L.....		5,392,012	3,501,173	1,483,218	1,483,060	47,900,295	24,081,829
40. Rhode Island.....RI.....L.....		106,652	72,170	17,989	838,201	763,072	1,033,394
41. South Carolina.....SC.....L.....		910,858	3,380,801	618,358	233,031	3,247,679	2,677,112
42. South Dakota.....SD.....L.....		144,630	(146,866)	66,284	66,110	532,953	273,344
43. Tennessee.....TN.....L.....		2,558,215	1,958,974	824,638	1,073,402	8,029,099	7,702,909
44. Texas.....TX.....L.....		10,159,891	9,171,650	2,675,311	3,582,471	20,505,956	23,000,033
45. Utah.....UT.....L.....		1,133,517	657,354	202,687	241,665	4,978,917	13,269,038
46. Vermont.....VT.....L.....		51,733	56,828	46,184	29,925	164,480	179,710
47. Virginia.....VA.....L.....		1,491,087	1,127,810	534,479	539,729	5,119,973	5,524,151
48. Washington.....WA.....L.....		913,430	651,565	311,891	679,143	6,471,869	7,243,124
49. West Virginia.....WV.....L.....		640,281	626,272	185,702	160,463	349,108	395,151
50. Wisconsin.....WI.....L.....		1,774,692	1,962,261	183,151	165,906	7,471,227	8,786,615
51. Wyoming.....WY.....L.....		251,725	193,377	17,720	12,465	186,134	183,014
52. American Samoa.....AS.....N.....		0	0	0	0	0	0
53. Guam.....GU.....N.....		0	0	0	0	0	0
54. Puerto Rico.....PR.....N.....		0	0	0	0	0	0
55. US Virgin Islands.....VI.....N.....		0	0	0	0	0	0
56. Northern Mariana Islands.....MP.....N.....		0	0	0	0	0	0
57. Canada.....CAN.....N.....		(82,670)	0	0	1,121	0	0
58. Aggregate Other Alien.....OT.....XXX.....		0	0	0	0	0	0
59. Totals.....(a).....51.....		114,900,577	104,483,338	37,329,797	44,579,124	482,138,475	494,705,967

DETAILS OF WRITE-INS

58001.....	XXX.....	0	0	0	0	0	0
58002.....	XXX.....	0	0	0	0	0	0
58003.....	XXX.....	0	0	0	0	0	0
58998. Summary of remaining write-ins for Line 58 from overflow page....	XXX.....	0	0	0	0	0	0
58999. Totals (Lines 58001 thru 58003+ Line 58998) (Line 58 above).....	XXX.....	0	0	0	0	0	0

(L) - Licensed or Chartered - Licensed Insurance Carrier or Domiciled RRG; (R) - Registered - Non-domiciled RRGs; (Q) - Qualified - Qualified or Accredited Reinsurer;

(E) - Eligible - Reporting Entities eligible or approved to write Surplus Lines in the state; (N) - None of the above - Not allowed to write business in the state.

(a) Insert the number of L responses except for Canada and Other Alien.

**Schedule Y - Information Concerning Activities of Insurer Members of a Holding Company Group
Part 1 - Organizational Chart**

	Domiciliary Location	FEIN	NAIC Co. Code
American Financial Group, Inc.	OH	31-1544320	
American Financial Capital Trust II	DE	31-6549738	
American Financial Capital Trust III	DE	16-6543606	
American Financial Capital Trust IV	DE	16-6543609	
American Financial Enterprises, Inc.	CT	31-0996797	
American Money Management Corporation	OH	31-0828578	
American Real Estate Capital Company, LLC (80%)	OH	27-1577326	
MidMarket Capital Partners, LLC (65%)	DE	27-2829629	
APU Holding Company	OH	41-2112001	
American Premier Underwriters, Inc.	PA	23-6000765	
The Associates of the Jersey Company	NJ	23-6297584	
Cal Coal, Inc.	IL	37-1094159	
Great Southwest Corporation	DE	95-2802826	
The Indianapolis Union Railway Company	IN	35-6001691	
Lehigh Valley Railroad Company	PA	13-6400464	
Pennsylvania Lehigh Oil & Gas Holdings LLC	PA	46-1665396	
Magnolia Alabama Holdings, Inc.	DE	20-1548213	
Magnolia Alabama Holdings LLC	AL	20-1574094	
Michigan Oil & Gas Holdings, LLC	MI	46-1852532	
Ohio Oil & Gas Holdings, LLC	OH	46-1480078	
The Owasco River Railway, Inc.	NY	13-6021353	
PCC Real Estate, Inc.	NY	31-1236926	
PCC Technical Industries, Inc.	DE	76-0080537	
PCC Maryland Realty Corp.	MD	31-1388401	
Penn Central Energy Management Company	DE	06-1209709	
Penn Towers, Inc.	PA	23-1537928	
Pennsylvania Oil & Gas Holdings, LLC	PA	46-3246684	
Pennsylvania-Reading Seashore Lines (66.67%)	NJ	23-6000766	
Pittsburgh and Cross Creek Railroad Company (83%)	PA	23-6207599	
Terminal Realty Penn Co.	DC	23-1707450	
Waynesburg Southern Railroad Company	PA	23-1675796	
GAI Insurance Company, Ltd. *	BMU		
Great American Specialty & Affinity Limited	GBR		
Hangar Acquisition Corp.	OH	31-1446308	
Premier Lease & Loan Services Insurance Agency, Inc.	WA	91-1242743	
Premier Lease & Loan Services of Canada, Inc.	WA	91-1508644	
Risiko Management Corporation	DE	31-1262960	
Dixie Terminal Corporation	OH	31-0823725	
GAI Holding Bermuda Ltd.	BMU	98-0606803	
GAI Indemnity, Ltd. #	GBR	98-0556144	
Marketform Group Limited	GBR		
Marketform Holdings Limited	GBR		
Lavenham Underwriting Limited #	GBR	98-0412245	
Marketform Limited	GBR		
Gabinete Marketform SL	ESP		
Marketform Australia Pty Limited	AUS		
Studio Marketform SRL	ITA		
Marketform Management Services Limited	GBR		
Marketform Managing Agency Limited	GBR		
Sampford Underwriting Limited #	GBR	98-0431601	
Marketform Trust Company Limited	GBR		

* Denotes insurer

@ Company affiliated but not owned

Participant in Lloyd's Syndicate 2468

Subsidiaries 100% owned by respective parent unless otherwise stated

^ Total percentage owned by respective parent and other affiliated companies

**Schedule Y - Information Concerning Activities of Insurer Members of a Holding Company Group
Part 1 - Organizational Chart**

	Domiciliary Location	FEIN	NAIC Co. Code
American Financial Group, Inc.	OH	31-1544320	
└─ Great American Financial Resources, Inc. ^	DE	06-1356481	
└─ AAG Insurance Agency, Inc.	KY	31-1422717	
└─ Ceres Group, Inc.	DE	34-1017531	
└─ Continental General Corporation	NE	47-0717079	
└─ Continental General Insurance Company *	OH	47-0463747	71404
└─ QQAgency of Texas, Inc.	TX	34-1947042	
└─ Great American Advisors, Inc.	OH	31-1395344	
└─ Great American Life Insurance Company *	OH	13-1935920	63312
└─ Aerielle IP Holdings, LLC ^	OH	45-2969767	
└─ Aerielle, LLC ^	DE	26-4391696	
└─ Annuity Investors Life Insurance Company *	OH	31-1021738	93661
└─ Bay Bridge Marina Hemingway's Restaurant, LLC (85%)	MD	27-4078277	
└─ Bay Bridge Marina Management, LLC (85%)	MD	27-0513333	
└─ Brothers Management, LLC (99%)	FL	20-1246122	
└─ FT Liquidation, LLC	OH	45-3988240	
└─ GALIC - Bay Bridge Marina, LLC	MD	20-4604276	
└─ GALIC - Sorrento, LLC ^	FL	45-5565693	
└─ GALIC Brothers, Inc. (80%)	OH	31-1391777	
└─ GALIC Pointe, LLC ^	FL	45-1144095	
└─ Manhattan National Holding Corporation	OH	26-3260520	
└─ Manhattan National Life Insurance Company *	IL	45-0252531	67083
└─ Skipjack Marina Corp.	MD	52-2179330	
└─ United Teacher Associates, Ltd. ^	TX	74-2180806	
└─ United Teacher Associates Insurance Company *	TX	58-0869673	63479
└─ Great American Holding, Inc.	OH	42-1575938	
└─ Agricultural Services, LLC	OH	27-3062314	
└─ United States Commodities Producers, LLC (75%)	MT	45-4110027	
└─ United States Livestock Producers, LLC (75%)	NV	27-2354685	
└─ Livestock Market Enhancement Risk Retention Group * ^	NV	27-4395897	14084
└─ American Empire Surplus Lines Insurance Company *	DE	31-0912199	35351
└─ American Empire Insurance Company *	OH	31-0973761	37990
└─ American Empire Underwriters, Inc.	TX	59-1671722	
└─ GAI Australia Pty Ltd	AUS		
└─ Great American International Insurance Limited *	IRL		
└─ Mid-Continent Casualty Company *	OH	73-0556513	23418
└─ Mid-Continent Assurance Company *	OH	73-1406844	15380
└─ Mid-Continent Excess and Surplus Insurance Company *	DE	38-3803661	13794
└─ Mid-Continent Specialty Insurance Services, Inc.	OK	30-0571535	
└─ Oklahoma Surety Company *	OH	73-0773259	23426
└─ Republic Indemnity Company of America *	CA	95-2801326	22179
└─ Republic Indemnity Company of California *	CA	31-1054123	43753

* Denotes insurer

@ Company affiliated but not owned

Participant in Lloyd's Syndicate 2468

Subsidiaries 100% owned by respective parent unless otherwise stated

^ Total percentage owned by respective parent and other affiliated companies

Schedule Y - Information Concerning Activities of Insurer Members of a Holding Company Group
Part 1 - Organizational Chart

	Domiciliary Location	FEIN	NAIC Co. Code
American Financial Group, Inc.	OH	31-1544320	
Great American Insurance Company *	OH	31-0501234	16691
American Signature Underwriters, Inc.	OH	31-1463075	
Brothers Property Corporation (80%)	OH	59-2840291	
Brothers Le Pavillon, LLC	DE	20-5173494	
Brothers Le Pavillon (SPE), LLC	DE	20-5173589	
Brothers Pennsylvanian Corporation	PA	25-1754638	
Brothers Property Management Corporation	OH	59-2840294	
Crescent Centre Apartments ^	OH	20-4498054	
Crop Managers Insurance Agency, Inc.	KS	31-1277904	
Dempsey & Siders Agency, Inc.	OH	31-0589001	
Eden Park Insurance Brokers, Inc.	CA	31-1341668	
El Aguila, Compañía de Seguros, S.A. de C.V. *	MEX		
Financiadora de Primas Condor, S.A. de C.V. (99%)	MEX		
Farmers Crop Insurance Alliance, Inc.	KS	39-1404033	
FCIA Management Company, Inc.	NY	13-3628555	
Foreign Credit Insurance Association @	NY		
GAI Warranty Company	OH	31-1753938	
GAI Warranty Company of Florida	FL	31-1765544	
GAI Warranty Company of Canada Inc.	CAN		
Global Premier Finance Company	OH	61-1329718	
Great American Agency of Texas, Inc.	TX	74-2693636	
Great American Alliance Insurance Company *	OH	95-1542353	26832
Great American Assurance Company *	OH	15-6020948	26344
Great American Casualty Insurance Company *	OH	61-0983091	39896
Great American Claims Services, Inc.	DE	31-1228726	
Great American Contemporary Insurance Company *	OH	36-4079497	10646
Great American E & S Insurance Company *	DE	31-0954439	37532
Great American Fidelity Insurance Company *	DE	31-1036473	41858
Great American Insurance Agency, Inc.	OH	31-1652643	
Great American Insurance Company of New York *	NY	13-5539046	22136
Great American Lloyd's Insurance Company * @	TX	31-0974853	38024
Great American Lloyd's, Inc.	TX	31-1073664	
Great American Management Services, Inc.	OH	31-0856644	
Great American Protection Insurance Company *	OH	31-1288778	38580
Great American Re Inc.	DE	31-0918893	
Great American Security Insurance Company *	OH	31-1209419	31135
Great American Spirit Insurance Company *	OH	31-1237970	33723
Insurance (GB) Limited *	GBR		
Key Largo Group, Inc.	FL	59-1263251	
National Interstate Corporation (51.5%)	OH	34-1607394	
American Highways Insurance Agency, Inc.	OH	34-1899058	
Explorer RV Insurance Agency, Inc.	OH	31-1548235	
Hudson Indemnity, Ltd.	CYM	98-0191335	
Hudson Management Group, Ltd.	VIR	66-0660039	
National Interstate Insurance Agency, Inc.	OH	34-1607396	
Commercial For Hire Transportation Purchasing Group @	SC		
National Interstate Insurance Company *	OH	34-1607395	32620
National Interstate Insurance Company of Hawaii, Inc. *	OH	99-0345306	11051
TransProtection Service Company	MO	43-1254631	
Triumphe Casualty Company *	OH	95-3623282	41106
Vanliner Insurance Company *	MO	86-0114294	21172
Vanliner Reinsurance Limited *	BMU		
Safety Claims & Litigation Services, LLC	MT	20-5546054	
Safety Claims and Litigation Services, LLC	OH	46-4570914	
Pinecrest Place LLC	FL	27-2226948	
PLLS Canada Insurance Brokers Inc. (49%)	CAN	871850814	
Professional Risk Brokers, Inc.	IL	31-1293064	
Strategic Comp Holdings, L.L.C.	LA	72-1331800	
Strategic Comp Services, L.L.C.	LA	36-4517754	
Strategic Comp, L.L.C.	LA	32-0050970	
One East Fourth, Inc.	OH	31-0686194	
Pioneer Carpet Mills, Inc.	OH	31-0883227	
TEJ Holdings, Inc.	OH	31-1119320	
Three East Fourth, Inc.	OH	31-0728327	

* Denotes insurer

@ Company affiliated but not owned

Participant in Lloyd's Syndicate 2468

Subsidiaries 100% owned by respective parent unless otherwise stated

^ Total percentage owned by respective parent and other affiliated companies

SCHEDULE Y

PART 1A - DETAIL OF INSURANCE HOLDING COMPANY SYSTEM

1	2	3	4	5	6	7	8	9	10	11	12	13	14	15
Group Code	Group Name	NAIC Company Code	Federal ID Number	Federal RSSD	CIK	Name of Securities Exchange if Publicly Traded (U.S. or International)	Names of Parent, Subsidiaries or Affiliates	Domiciliary Location	Relationship to Reporting Entity	Directly Controlled by (Name of Entity/Person)	Type of Control (Ownership Board, Management Attorney-in-Fact, Influence, Other)	If Control is Ownership Provide Percentage	Ultimate Controlling Entity(ies)/Person(s)	*
Members														
0.....		0.....	31-1544320	0.....	0000944707	NYSE.....	American Financial Group, Inc.....	OH.....	UIP.....		Ownership.....0.000		0.....
0.....		0.....	31-6549738	0.....	0.....		American Financial Capital Trust II.....	DE.....	NIA.....	American Financial Group, Inc.....	Ownership.....	...100.000	American Financial Group, Inc....	0.....
0.....		0.....	16-6543606	0.....	0.....		American Financial Capital Trust III.....	DE.....	NIA.....	American Financial Group, Inc.....	Ownership.....	...100.000	American Financial Group, Inc....	0.....
0.....		0.....	16-6543609	0.....	0.....		American Financial Capital Trust IV.....	DE.....	NIA.....	American Financial Group, Inc.....	Ownership.....	...100.000	American Financial Group, Inc....	0.....
0.....		0.....	31-0996797	0.....	0.....		American Financial Enterprises, Inc.....	CT.....	NIA.....	American Financial Group, Inc.....	Ownership.....	...100.000	American Financial Group, Inc....	0.....
0.....		0.....	31-0828578	0.....	0.....		American Money Management Corporation.....	OH.....	NIA.....	American Financial Group, Inc.....	Ownership.....	...100.000	American Financial Group, Inc....	0.....
0.....		0.....	27-1577326	0.....	0.....		American Real Estate Capital Company, LLC.....	OH.....	NIA.....	American Money Management Corporation.....	Ownership.....	...80.000	American Financial Group, Inc....	0.....
0.....		0.....	27-2829629	0.....	0.....		MidMarket Capital Partners, LLC.....	DE.....	NIA.....	American Money Management Corporation.....	Ownership.....	...65.000	American Financial Group, Inc....	0.....
0.....		0.....	41-2112001	0.....	0.....		APU Holding Company.....	OH.....	NIA.....	American Financial Group, Inc.....	Ownership.....	...100.000	American Financial Group, Inc....	0.....
0.....		0.....	23-6000765	0.....	0.....		American Premier Underwriters, Inc.....	PA.....	NIA.....	APU Holding Company.....	Ownership.....	...100.000	American Financial Group, Inc....	0.....
0.....		0.....	23-6297584	0.....	0.....		The Associates of the Jersey Company.....	NJ.....	NIA.....	American Premier Underwriters, Inc.....	Ownership.....	...100.000	American Financial Group, Inc....	0.....
0.....		0.....	37-1094159	0.....	0.....		Cal Coal, Inc.....	IL.....	NIA.....	American Premier Underwriters, Inc.....	Ownership.....	...100.000	American Financial Group, Inc....	0.....
0.....		0.....	95-2802826	0.....	0.....		Great Southwest Corporation.....	DE.....	NIA.....	American Premier Underwriters, Inc.....	Ownership.....	...100.000	American Financial Group, Inc....	0.....
0.....		0.....	35-6001691	0.....	0.....		The Indianapolis Union Railway Company.....	IN.....	NIA.....	American Premier Underwriters, Inc.....	Ownership.....	...100.000	American Financial Group, Inc....	0.....
0.....		0.....	13-6400464	0.....	0.....		Lehigh Valley Railroad Company.....	PA.....	NIA.....	American Premier Underwriters, Inc.....	Ownership.....	...100.000	American Financial Group, Inc....	0.....
0.....		0.....	46-1665396	0.....	0.....		Pennsylvania Lehigh Oil & Gas Holdings LLC.....	PA.....	NIA.....	Lehigh Valley Railroad Company.....	Ownership.....	...100.000	American Financial Group, Inc....	0.....
0.....		0.....	20-1548213	0.....	0.....		Magnolia Alabama Holdings, Inc.....	DE.....	NIA.....	American Premier Underwriters, Inc.....	Ownership.....	...100.000	American Financial Group, Inc....	0.....
0.....		0.....	20-1574094	0.....	0.....		Magnolia Alabama Holdings LLC.....	AL.....	NIA.....	Magnolia Alabama Holdings, Inc.....	Ownership.....	...100.000	American Financial Group, Inc....	0.....
0.....		0.....	46-1852532	0.....	0.....		Michigan Oil & Gas Holdings, LLC.....	MI.....	NIA.....	American Premier Underwriters, Inc.....	Ownership.....	...100.000	American Financial Group, Inc....	0.....
0.....		0.....	46-1480078	0.....	0.....		Ohio Oil & Gas Holdings, LLC.....	OH.....	NIA.....	American Premier Underwriters, Inc.....	Ownership.....	...100.000	American Financial Group, Inc....	0.....
0.....		0.....	13-6021353	0.....	0.....		The Owasco River Railway, Inc.....	NY.....	NIA.....	American Premier Underwriters, Inc.....	Ownership.....	...100.000	American Financial Group, Inc....	0.....
0.....		0.....	31-1236926	0.....	0.....		PCC Real Estate, Inc.....	NY.....	NIA.....	American Premier Underwriters, Inc.....	Ownership.....	...100.000	American Financial Group, Inc....	0.....
0.....		0.....	76-0080537	0.....	0.....		PCC Technical Industries, Inc.....	DE.....	NIA.....	American Premier Underwriters, Inc.....	Ownership.....	...100.000	American Financial Group, Inc....	0.....
0.....		0.....	31-1388401	0.....	0.....		PCC Maryland Realty Corp.....	MD.....	NIA.....	PCC Technical Industries, Inc.....	Ownership.....	...100.000	American Financial Group, Inc....	0.....
0.....		0.....	06-1209709	0.....	0.....		Penn Central Energy Management Company.....	DE.....	NIA.....	American Premier Underwriters, Inc.....	Ownership.....	...100.000	American Financial Group, Inc....	0.....
0.....		0.....	23-1537928	0.....	0.....		Penn Towers, Inc.....	PA.....	NIA.....	American Premier Underwriters, Inc.....	Ownership.....	...100.000	American Financial Group, Inc....	0.....
0.....		0.....	46-3246684	0.....	0.....		Pennsylvania Oil & Gas Holdings, LLC.....	PA.....	NIA.....	American Premier Underwriters, Inc.....	Ownership.....	...100.000	American Financial Group, Inc....	0.....
0.....		0.....	23-6000766	0.....	0.....		Pennsylvania-Reading Seashore Lines.....	NJ.....	NIA.....	American Premier Underwriters, Inc.....	Ownership.....	...66.670	American Financial Group, Inc....	0.....
0.....		0.....	23-6207599	0.....	0.....		Pittsburgh and Cross Creek Railroad Company.....	PA.....	NIA.....	American Premier Underwriters, Inc.....	Ownership.....	...83.000	American Financial Group, Inc....	0.....
0.....		0.....	23-1707450	0.....	0.....		Terminal Realty Penn Co.....	DC.....	NIA.....	American Premier Underwriters, Inc.....	Ownership.....	...100.000	American Financial Group, Inc....	0.....
0.....		0.....	23-1675796	0.....	0.....		Waynesburg Southern Railroad Company.....	PA.....	NIA.....	American Premier Underwriters, Inc.....	Ownership.....	...100.000	American Financial Group, Inc....	0.....
0.....		0.....		0.....	0.....		GAI Insurance Company, Ltd.....	BMU.....	IA.....	APU Holding Company.....	Ownership.....	...100.000	American Financial Group, Inc....	0.....
0.....		0.....		0.....	0.....		Great American Specialty & Affinity Limited.....	GBR.....	NIA.....	APU Holding Company.....	Ownership.....	...100.000	American Financial Group, Inc....	0.....
0.....		0.....	31-1446308	0.....	0.....		Hangar Acquisition Corp.....	OH.....	NIA.....	APU Holding Company.....	Ownership.....	...100.000	American Financial Group, Inc....	0.....
0.....		0.....	91-1242743	0.....	0.....		Premier Lease & Loan Services Insurance Agency, Inc.....	WA.....	NIA.....	APU Holding Company.....	Ownership.....	...100.000	American Financial Group, Inc....	0.....
0.....		0.....	91-1508644	0.....	0.....		Premier Lease & Loan Services of Canada, Inc.....	WA.....	NIA.....	APU Holding Company.....	Ownership.....	...100.000	American Financial Group, Inc....	0.....

Q12

SCHEDULE Y

PART 1A - DETAIL OF INSURANCE HOLDING COMPANY SYSTEM

1	2	3	4	5	6	7	8	9	10	11	12	13	14	15
Group Code	Group Name	NAIC Company Code	Federal ID Number	Federal RSSD	CIK	Name of Securities Exchange if Publicly Traded (U.S. or International)	Names of Parent, Subsidiaries or Affiliates	Domiciliary Location	Relationship to Reporting Entity	Directly Controlled by (Name of Entity/Person)	Type of Control (Ownership Board, Management Attorney-in-Fact, Influence, Other)	If Control is Ownership Provide Percentage	Ultimate Controlling Entity(ies)/Person(s)	*
0084	American Financial Group, Inc.	22179	95-2801326	0	0		Republic Indemnity Company of America	CA	IA	Great American Holding, Inc.	Ownership	100.000	American Financial Group, Inc.	0
0084	American Financial Group, Inc.	43753	31-1054123	0	0		Republic Indemnity Company of California	CA	IA	Republic Indemnity Company of America	Ownership	100.000	American Financial Group, Inc.	0
0		0	31-1262960	0	0		Risico Management Corporation	DE	NIA	APU Holding Company	Ownership	100.000	American Financial Group, Inc.	0
0		0	31-0823725	0	0		Dixie Terminal Corporation	OH	NIA	American Financial Group, Inc.	Ownership	100.000	American Financial Group, Inc.	0
0		0	98-0606803	0	0		GAI Holding Bermuda Ltd.	BMU	NIA	American Financial Group, Inc.	Ownership	100.000	American Financial Group, Inc.	0
0		0	98-0556144	0	0		GAI Indemnity, Ltd.	GBR	IA	GAI Holding Bermuda Ltd.	Ownership	100.000	American Financial Group, Inc.	0
0		0		0	0		Marketform Group Limited	GBR	NIA	GAI Holding Bermuda Ltd.	Ownership	100.000	American Financial Group, Inc.	0
0		0		0	0		Marketform Holdings Limited	GBR	NIA	Marketform Group Limited	Ownership	100.000	American Financial Group, Inc.	0
0		0	98-0412245	0	0		Lavenham Underwriting Limited	GBR	IA	Marketform Holdings Limited	Ownership	100.000	American Financial Group, Inc.	0
0		0		0	0		Marketform Limited	GBR	NIA	Marketform Holdings Limited	Ownership	100.000	American Financial Group, Inc.	0
0		0		0	0		Gabinete Marketform SL	ESP	NIA	Marketform Limited	Ownership	100.000	American Financial Group, Inc.	0
0		0		0	0		Marketform Australia Pty Limited	AUS	NIA	Marketform Limited	Ownership	100.000	American Financial Group, Inc.	0
0		0		0	0		Studio Marketform SRL	ITA	NIA	Marketform Limited	Ownership	100.000	American Financial Group, Inc.	0
0		0		0	0		Marketform Management Services Limited	GBR	NIA	Marketform Holdings Limited	Ownership	100.000	American Financial Group, Inc.	0
0		0		0	0		Marketform Managing Agency Limited	GBR	NIA	Marketform Holdings Limited	Ownership	100.000	American Financial Group, Inc.	0
0		0	98-0431601	0	0		Sampford Underwriting Limited	GBR	IA	Marketform Holdings Limited	Ownership	100.000	American Financial Group, Inc.	0
0		0		0	0		Marketform Trust Company Limited	GBR	NIA	Marketform Group Limited	Ownership	100.000	American Financial Group, Inc.	0
0		0	06-1356481	0	0		Great American Financial Resources, Inc.	DE	NIA	American Financial Group, Inc.	Ownership	100.000	American Financial Group, Inc.	1
0		0	31-1422717	0	0		AAG Insurance Agency, Inc.	KY	NIA	Great American Financial Resources, Inc.	Ownership	100.000	American Financial Group, Inc.	0
0		0	34-1017531	0	0		Ceres Group, Inc.	DE	NIA	Great American Financial Resources, Inc.	Ownership	100.000	American Financial Group, Inc.	0
0		0	47-0717079	0	0		Continental General Corporation	NE	NIA	Ceres Group, Inc.	Ownership	100.000	American Financial Group, Inc.	0
0	American Financial Group, Inc.	71404	47-0463747	0	0		Continental General Insurance Company	OH	IA	Continental General Corporation	Ownership	100.000	American Financial Group, Inc.	0
0		0	34-1947042	0	0		QQAgency of Texas, Inc.	TX	NIA	Ceres Group, Inc.	Ownership	100.000	American Financial Group, Inc.	0
0		0	31-1395344	0	0		Great American Advisors, Inc.	OH	NIA	Great American Financial Resources, Inc.	Ownership	100.000	American Financial Group, Inc.	0
0084	American Financial Group, Inc.	63312	13-1935920	0	0		Great American Life Insurance Company	OH	IA	Great American Financial Resources, Inc.	Ownership	100.000	American Financial Group, Inc.	0
0		0	45-2969767	0	0		Aerielle IP Holdings, LLC	OH	NIA	Great American Life Insurance Company	Ownership	62.500	American Financial Group, Inc.	2
0		0	26-4391696	0	0		Aerielle, LLC	DE	NIA	Great American Life Insurance Company	Ownership	62.500	American Financial Group, Inc.	2
0084	American Financial Group, Inc.	93661	31-1021738	0	0		Annuity Investors Life Insurance Company	OH	IA	Great American Life Insurance Company	Ownership	100.000	American Financial Group, Inc.	0
0		0	27-4078277	0	0		Bay Bridge Marina Hemingway's Restaurant, LLC	MD	NIA	Great American Life Insurance Company	Ownership	85.000	American Financial Group, Inc.	0
0		0	27-0513333	0	0		Bay Bridge Marina Management, LLC	MD	NIA	Great American Life Insurance Company	Ownership	85.000	American Financial Group, Inc.	0
0		0	20-1246122	0	0		Brothers Management, LLC	FL	NIA	Great American Life Insurance Company	Ownership	99.000	American Financial Group, Inc.	0
0		0	45-3988240	0	0		FT Liquidation, LLC	OH	NIA	Great American Life Insurance Company	Ownership	100.000	American Financial Group, Inc.	0
0		0	20-4604276	0	0		GALIC - Bay Bridge Marina, LLC	MD	NIA	Great American Life Insurance Company	Ownership	100.000	American Financial Group, Inc.	0
0		0	45-5565693	0	0		GALIC - Sorrento, LLC	FL	NIA	Great American Life Insurance Company	Ownership	65.000	American Financial Group, Inc.	2
0		0	31-1391777	0	0		GALIC Brothers, Inc.	OH	NIA	Great American Life Insurance Company	Ownership	80.000	American Financial Group, Inc.	0
0		0	45-1144095	0	0		GALIC Pointe, LLC	FL	NIA	Great American Life Insurance Company	Ownership	65.000	American Financial Group, Inc.	2

Q12.1

SCHEDULE Y

PART 1A - DETAIL OF INSURANCE HOLDING COMPANY SYSTEM

1	2	3	4	5	6	7	8	9	10	11	12	13	14	15
Group Code	Group Name	NAIC Company Code	Federal ID Number	Federal RSSD	CIK	Name of Securities Exchange if Publicly Traded (U.S. or International)	Names of Parent, Subsidiaries or Affiliates	Domiciliary Location	Relationship to Reporting Entity	Directly Controlled by (Name of Entity/Person)	Type of Control (Ownership Board, Management Attorney-in-Fact, Influence, Other)	If Control is Ownership Provide Percentage	Ultimate Controlling Entity(ies)/Person(s)	*
0		0	26-3260520	0	0		Manhattan National Holding Corporation	OH	NIA	Great American Life Insurance Company	Ownership	100.000	American Financial Group, Inc.	0
0084	American Financial Group, Inc.	67083	45-0252531	0	0		Manhattan National Life Insurance Company	IL	IA	Manhattan National Holding Corporation	Ownership	100.000	American Financial Group, Inc.	0
0		0	52-2179330	0	0		Skipjack Marina Corp	MD	NIA	Great American Life Insurance Company	Ownership	100.000	American Financial Group, Inc.	0
0		0	74-2180806	0	0		United Teacher Associates, Ltd	TX	NIA	Great American Financial Resources, Inc.	Ownership	100.000	American Financial Group, Inc.	1
0084	American Financial Group, Inc.	63479	58-0869673	0	0		United Teacher Associates Insurance Company	TX	IA	United Teacher Associates, Ltd	Ownership	100.000	American Financial Group, Inc.	0
0		0	42-1575938	0	0		Great American Holding, Inc.	OH	NIA	American Financial Group, Inc.	Ownership	100.000	American Financial Group, Inc.	0
0		0	27-3062314	0	0		Agricultural Services, LLC	OH	NIA	Great American Holding, Inc.	Ownership	100.000	American Financial Group, Inc.	0
0		0	45-4110027	0	0		United States Commodities Producers LLC	MT	NIA	Agricultural Services, LLC	Ownership	75.000	American Financial Group, Inc.	0
0084	American Financial Group, Inc.	14084	27-4395897	0	0		Livestock Market Enhancement Risk Retention Group	NV	IA	United States Commodities Producers LLC	Ownership	1.000	American Financial Group, Inc.	2
0		0	27-2354685	0	0		United States Livestock Producers, LLC	NV	NIA	Agricultural Services, LLC	Ownership	75.000	American Financial Group, Inc.	0
0084	American Financial Group, Inc.	14084	27-4395897	0	0		Livestock Market Enhancement Risk Retention Group	NV	IA	United States Livestock Producers, LLC	Ownership	99.000	American Financial Group, Inc.	2
0084	American Financial Group, Inc.	35351	31-0912199	0	0		American Empire Surplus Lines Insurance Company	DE	IA	Great American Holding, Inc.	Ownership	100.000	American Financial Group, Inc.	0
0084	American Financial Group, Inc.	37990	31-0973761	0	0		American Empire Insurance Company	OH	IA	American Empire Surplus Lines Insurance Company	Ownership	100.000	American Financial Group, Inc.	0
0		0	59-1671722	0	0		American Empire Underwriters, Inc.	TX	NIA	American Empire Insurance Company	Ownership	100.000	American Financial Group, Inc.	0
0		0		0	0		GAI Australia Pty Ltd	AUS	NIA	Great American Holding, Inc.	Ownership	100.000	American Financial Group, Inc.	0
0		0		0	0		Great American International Insurance Limited	IRL	IA	Great American Holding, Inc.	Ownership	100.000	American Financial Group, Inc.	0
0084	American Financial Group, Inc.	23418	73-0556513	0	0		Mid-Continent Casualty Company	OH	IA	Great American Holding, Inc.	Ownership	100.000	American Financial Group, Inc.	0
0084	American Financial Group, Inc.	15380	73-1406844	0	0		Mid-Continent Assurance Company	OH	IA	Mid-Continent Casualty Company	Ownership	100.000	American Financial Group, Inc.	0
0084	American Financial Group, Inc.	13794	38-3803661	0	0		Mid-Continent Excess and Surplus Insurance Company	DE	IA	Mid-Continent Casualty Company	Ownership	100.000	American Financial Group, Inc.	0
0		0	30-0571535	0	0		Mid-Continent Specialty Insurance Services, Inc.	OK	NIA	Mid-Continent Casualty Company	Ownership	100.000	American Financial Group, Inc.	0
0084	American Financial Group, Inc.	23426	73-0773259	0	0		Oklahoma Surety Company	OH	IA	Mid-Continent Casualty Company	Ownership	100.000	American Financial Group, Inc.	0
0084	American Financial Group, Inc.	16691	31-0501234	0	0		Great American Insurance Company	OH	UDP	American Financial Group, Inc.	Ownership	100.000	American Financial Group, Inc.	0
0		0	45-2969767	0	0		Aerielle IP Holdings, LLC	OH	NIA	Great American Insurance Company	Ownership	37.500	American Financial Group, Inc.	2
0		0	26-4391696	0	0		Aerielle, LLC	DE	NIA	Great American Insurance Company	Ownership	37.500	American Financial Group, Inc.	2
0		0	31-1463075	0	0		American Signature Underwriters, Inc.	OH	NIA	Great American Insurance Company	Ownership	100.000	American Financial Group, Inc.	0
0		0	59-2840291	0	0		Brothers Property Corporation	OH	NIA	Great American Insurance Company	Ownership	80.000	American Financial Group, Inc.	0
0		0	20-5173494	0	0		Brothers Le Pavillon, LLC	DE	NIA	Brothers Property Corporation	Ownership	100.000	American Financial Group, Inc.	0
0		0	20-5173589	0	0		Brothers Le Pavillon (SPE), LLC	DE	NIA	Brothers Le Pavillon, LLC	Ownership	100.000	American Financial Group, Inc.	0
0		0	25-1754638	0	0		Brothers Pennsylvanian Corporation	PA	NIA	Brothers Property Corporation	Ownership	100.000	American Financial Group, Inc.	0
0		0	59-2840294	0	0		Brothers Property Management Corporation	OH	NIA	Brothers Property Corporation	Ownership	100.000	American Financial Group, Inc.	0
0		0	20-4498054	0	0		Crescent Centre Apartments	OH	NIA	Great American Insurance Company	Ownership	100.000	American Financial Group, Inc.	1
0		0	31-1277904	0	0		Crop Managers Insurance Agency, Inc.	KS	NIA	Great American Insurance Company	Ownership	100.000	American Financial Group, Inc.	0
0		0	31-0589001	0	0		Dempsey & Siders Agency, Inc.	OH	NIA	Great American Insurance Company	Ownership	100.000	American Financial Group, Inc.	0
0		0	31-1341668	0	0		Eden Park Insurance Brokers, Inc.	CA	NIA	Great American Insurance Company	Ownership	100.000	American Financial Group, Inc.	0
0		0		0	0		El Aguila, Compañía de Seguros, S.A. de C.V.	MEX	IA	Great American Insurance Company	Ownership	100.000	American Financial Group, Inc.	0
0		0		0	0		Financidora de Primas Condor, S.A. de C.V.	MEX	NIA	El Aguila, Compañía de Seguros, S.A. de C.V.	Ownership	99.000	American Financial Group, Inc.	0

Q12.2

SCHEDULE Y

PART 1A - DETAIL OF INSURANCE HOLDING COMPANY SYSTEM

1	2	3	4	5	6	7	8	9	10	11	12	13	14	15
Group Code	Group Name	NAIC Company Code	Federal ID Number	Federal RSSD	CIK	Name of Securities Exchange if Publicly Traded (U.S. or International)	Names of Parent, Subsidiaries or Affiliates	Domiciliary Location	Relationship to Reporting Entity	Directly Controlled by (Name of Entity/Person)	Type of Control (Ownership Board, Management Attorney-in-Fact, Influence, Other)	If Control is Ownership Provide Percentage	Ultimate Controlling Entity(ies)/Person(s)	*
0		0	39-1404033	0	0		Farmers Crop Insurance Alliance, Inc.	KS	NIA	Great American Insurance Company	Ownership	100.000	American Financial Group, Inc.	0
0		0	13-3628555	0	0		FCIA Management Company, Inc.	NY	NIA	Great American Insurance Company	Ownership	100.000	American Financial Group, Inc.	0
0		0		0	0		Foreign Credit Insurance Association	NY	OTH	Great American Insurance Company	Management	0.000	American Financial Group, Inc.	3
0		0	31-1753938	0	0		GAI Warranty Company	OH	NIA	Great American Insurance Company	Ownership	100.000	American Financial Group, Inc.	0
0		0	31-1765544	0	0		GAI Warranty Company of Florida	FL	NIA	GAI Warranty Company	Ownership	100.000	American Financial Group, Inc.	0
0		0		0	0		GAI Warranty Company of Canada Inc.	CAN	NIA	Great American Insurance Company	Ownership	100.000	American Financial Group, Inc.	0
0		0	45-5565693	0	0		GALIC - Sorrento, LLC	FL	NIA	Great American Insurance Company	Ownership	35.000	American Financial Group, Inc.	2
0		0	45-1144095	0	0		GALIC Pointe, LLC	FL	NIA	Great American Insurance Company	Ownership	35.000	American Financial Group, Inc.	2
0		0	61-1329718	0	0		Global Premier Finance Company	OH	NIA	Great American Insurance Company	Ownership	100.000	American Financial Group, Inc.	0
0		0	74-2693636	0	0		Great American Agency of Texas, Inc.	TX	NIA	Great American Insurance Company	Ownership	100.000	American Financial Group, Inc.	0
0084	American Financial Group, Inc.	26832	95-1542353	0	0		Great American Alliance Insurance Company	OH	IA	Great American Insurance Company	Ownership	100.000	American Financial Group, Inc.	0
0084	American Financial Group, Inc.	26344	15-6020948	0	0		Great American Assurance Company	OH	RE	Great American Insurance Company	Ownership	100.000	American Financial Group, Inc.	0
0084	American Financial Group, Inc.	39896	61-0983091	0	0		Great American Casualty Insurance Company	OH	IA	Great American Insurance Company	Ownership	100.000	American Financial Group, Inc.	0
0		0	31-1228726	0	0		Great American Claims Services, Inc.	DE	NIA	Great American Insurance Company	Ownership	100.000	American Financial Group, Inc.	0
0084	American Financial Group, Inc.	10646	36-4079497	0	0		Great American Contemporary Insurance Company	OH	IA	Great American Insurance Company	Ownership	100.000	American Financial Group, Inc.	0
0084	American Financial Group, Inc.	37532	31-0954439	0	0		Great American E & S Insurance Company	DE	IA	Great American Insurance Company	Ownership	100.000	American Financial Group, Inc.	0
0084	American Financial Group, Inc.	41858	31-1036473	0	0		Great American Fidelity Insurance Company	DE	IA	Great American Insurance Company	Ownership	100.000	American Financial Group, Inc.	0
0		0	31-1652643	0	0		Great American Insurance Agency, Inc.	OH	NIA	Great American Insurance Company	Ownership	100.000	American Financial Group, Inc.	0
0084	American Financial Group, Inc.	22136	13-5539046	0	0		Great American Insurance Company of New York	NY	IA	Great American Insurance Company	Ownership	100.000	American Financial Group, Inc.	0
0084	American Financial Group, Inc.	38024	31-0974853	0	0		Great American Lloyd's Insurance Company	TX	IA	Great American Insurance Company	Other	0.000	American Financial Group, Inc.	4
0		0	31-1073664	0	0		Great American Lloyd's, Inc.	TX	NIA	Great American Insurance Company	Ownership	100.000	American Financial Group, Inc.	0
0		0	31-0856644	0	0		Great American Management Services, Inc.	OH	NIA	Great American Insurance Company	Ownership	100.000	American Financial Group, Inc.	0
0084	American Financial Group, Inc.	38580	31-1288778	0	0		Great American Protection Insurance Company	OH	IA	Great American Insurance Company	Ownership	100.000	American Financial Group, Inc.	0
0		0	31-0918893	0	0		Great American Re Inc	DE	NIA	Great American Insurance Company	Ownership	100.000	American Financial Group, Inc.	0
0084	American Financial Group, Inc.	31135	31-1209419	0	0		Great American Security Insurance Company	OH	IA	Great American Insurance Company	Ownership	100.000	American Financial Group, Inc.	0
0084	American Financial Group, Inc.	33723	31-1237970	0	0		Great American Spirit Insurance Company	OH	IA	Great American Insurance Company	Ownership	100.000	American Financial Group, Inc.	0
0		0		0	0		Insurance (GB) Limited	GBR	IA	Great American Insurance Company	Ownership	100.000	American Financial Group, Inc.	0
0		0	59-1263251	0	0		Key Largo Group, Inc.	FL	NIA	Great American Insurance Company	Ownership	100.000	American Financial Group, Inc.	0
0		0	34-1607394	0	0001301106	NASDAQ	National Interstate Corporation	OH	NIA	Great American Insurance Company	Ownership	51.500	American Financial Group, Inc.	0
0		0	34-1899058	0	0		American Highways Insurance Agency, Inc.	OH	NIA	National Interstate Corporation	Ownership	100.000	American Financial Group, Inc.	0
0		0	31-1548235	0	0		Explorer RV Insurance Agency, Inc.	OH	NIA	National Interstate Corporation	Ownership	100.000	American Financial Group, Inc.	0
0		0	98-0191335	0	0		Hudson Indemnity, Ltd.	CYM	IA	National Interstate Corporation	Ownership	100.000	American Financial Group, Inc.	0
0		0	66-0660039	0	0		Hudson Management Group, Ltd.	VIR	NIA	National Interstate Corporation	Ownership	100.000	American Financial Group, Inc.	0
0		0	34-1607396	0	0		National Interstate Insurance Agency, Inc.	OH	NIA	National Interstate Corporation	Ownership	100.000	American Financial Group, Inc.	0
0		0		0	0		Commercial For Hire Transportation Purchasing Group	SC	NIA	National Interstate Insurance Agency, Inc.	Management	0.000	American Financial Group, Inc.	5
0084	American Financial Group, Inc.	32620	34-1607395	0	0		National Interstate Insurance Company	OH	IA	National Interstate Corporation	Ownership	100.000	American Financial Group, Inc.	0

Q12.3

SCHEDULE Y

PART 1A - DETAIL OF INSURANCE HOLDING COMPANY SYSTEM

1	2	3	4	5	6	7	8	9	10	11	12	13	14	15
Group Code	Group Name	NAIC Company Code	Federal ID Number	Federal RSSD	CIK	Name of Securities Exchange if Publicly Traded (U.S. or International)	Names of Parent, Subsidiaries or Affiliates	Domiciliary Location	Relationship to Reporting Entity	Directly Controlled by (Name of Entity/Person)	Type of Control (Ownership Board, Management Attorney-in-Fact, Influence, Other)	If Control is Ownership Provide Percentage	Ultimate Controlling Entity(ies)/Person(s)	*
0084	American Financial Group, Inc.	11051	99-0345306	0	0		National Interstate Insurance Company of Hawaii, Inc.	OH	IA	National Interstate Insurance Company	Ownership	100.000	American Financial Group, Inc.	0
0		0	43-1254631	0	0		TransProtection Service Company	MO	NIA	National Interstate Insurance Company	Ownership	100.000	American Financial Group, Inc.	0
0084	American Financial Group, Inc.	41106	95-3623282	0	0		Triumpher Casualty Company	OH	IA	National Interstate Insurance Company	Ownership	100.000	American Financial Group, Inc.	0
0084	American Financial Group, Inc.	21172	86-0114294	0	0		Vanliner Insurance Company	MO	IA	National Interstate Insurance Company	Ownership	100.000	American Financial Group, Inc.	0
0		0		0	0		Vanliner Reinsurance Limited	BMU	IA	National Interstate Insurance Company	Ownership	100.000	American Financial Group, Inc.	0
0		0	20-5546054	0	0		Safety Claims & Litigation Services, LLC	MT	NIA	National Interstate Corporation	Ownership	100.000	American Financial Group, Inc.	0
0		0	46-4570914	0	0		Safety Claims and Litigation Services, LLC	OH	NIA	National Interstate Corporation	Ownership	100.000	American Financial Group, Inc.	0
0		0	27-2226948	0	0		Pinecrest Place LLC	FL	NIA	Great American Insurance Company	Ownership	100.000	American Financial Group, Inc.	0
0		0	871850814	0	0		PLLS Canada Insurance Brokers Inc	CAN	NIA	Great American Insurance Company	Ownership	49.000	American Financial Group, Inc.	0
0		0	31-1293064	0	0		Professional Risk Brokers, Inc.	IL	NIA	Great American Insurance Company	Ownership	100.000	American Financial Group, Inc.	0
0		0	72-1331800	0	0		Strategic Comp Holdings, L.L.C.	LA	NIA	Great American Insurance Company	Ownership	100.000	American Financial Group, Inc.	0
0		0	36-4517754	0	0		Strategic Comp Services, L.L.C.	LA	NIA	Strategic Comp Holdings, L.L.C.	Ownership	100.000	American Financial Group, Inc.	0
0		0	32-0050970	0	0		Strategic Comp, L.L.C.	LA	NIA	Strategic Comp Holdings, L.L.C.	Ownership	100.000	American Financial Group, Inc.	0
0		0	31-0686194	0	0		One East Fourth, Inc.	OH	NIA	American Financial Group, Inc.	Ownership	100.000	American Financial Group, Inc.	0
0		0	31-0883227	0	0		Pioneer Carpet Mills, Inc.	OH	NIA	American Financial Group, Inc.	Ownership	100.000	American Financial Group, Inc.	0
0		0	31-1119320	0	0		TEJ Holdings, Inc.	OH	NIA	American Financial Group, Inc.	Ownership	100.000	American Financial Group, Inc.	0
0		0	31-0728327	0	0		Three East Fourth, Inc.	OH	NIA	American Financial Group, Inc.	Ownership	100.000	American Financial Group, Inc.	0

Q12.4

Asterisk Explanation

1	Another affiliated company owns 1% or less of the shares.
2	The entity is owned by more than one company within the AFG Group.
3	Great American Insurance Company is the majority member of the Association
4	Beneficial interest and indirect control is established by trust agreements between Great American Insurance Company and each of the underwriters of the Company.
5	Company is affiliated but not owned.

GREAT AMERICAN ASSURANCE COMPANY

PART 1 - LOSS EXPERIENCE

Lines of Business	Current Year to Date			4 Prior Year to Date Direct Loss Percentage
	1 Direct Premiums Earned	2 Direct Losses Incurred	3 Direct Loss Percentage	
1. Fire.....	191,785	(8,730)	(4.6)	181.7
2. Allied lines.....	305,170	416,794	136.6	125.3
3. Farmowners multiple peril.....	2,091,851	836,443	40.0	31.6
4. Homeowners multiple peril.....	0	0	0.0	35.5
5. Commercial multiple peril.....	7,245,934	3,662,117	50.5	89.5
6. Mortgage guaranty.....	0	0	0.0	0.0
8. Ocean marine.....	0	0	0.0	0.0
9. Inland marine.....	23,307,986	10,768,551	46.2	51.7
10. Financial guaranty.....	0	0	0.0	0.0
11.1. Medical professional liability - occurrence.....	0	0	0.0	0.0
11.2. Medical professional liability - claims-made.....	0	0	0.0	0.0
12. Earthquake.....	12,910	4,655	36.1	(95.5)
13. Group accident and health.....	0	0	0.0	0.0
14. Credit accident and health.....	0	0	0.0	0.0
15. Other accident and health.....	0	0	0.0	0.0
16. Workers' compensation.....	3,823,258	2,990,089	78.2	47.5
17.1 Other liability-occurrence.....	23,122,351	6,720,025	29.1	18.8
17.2 Other liability-claims made.....	671,832	(59,757)	(8.9)	(470.3)
17.3 Excess workers' compensation.....	0	0	0.0	0.0
18.1 Products liability-occurrence.....	29,412	5,430	18.5	529.2
18.2 Products liability-claims made.....	0	0	0.0	0.0
19.1, 19.2 Private passenger auto liability.....	48,394	208,001	429.8	(131.7)
19.3, 19.4 Commercial auto liability.....	6,724,338	(4,435,094)	(66.0)	(63.4)
21. Auto physical damage.....	16,349,186	10,524,190	64.4	71.2
22. Aircraft (all perils).....	0	0	0.0	0.0
23. Fidelity.....	58,849	25,399	43.2	113.0
24. Surety.....	45	139	310.3	(2,285.8)
26. Burglary and theft.....	14,727	15,716	106.7	4.5
27. Boiler and machinery.....	206,074	43,912	21.3	28.2
28. Credit.....	25,421,507	8,326,141	32.8	43.0
29. International.....	0	0	0.0	0.0
30. Warranty.....	182,074	(3,073)	(1.7)	6.2
31. Reinsurance-nonproportional assumed property.....	XXX	XXX	XXX	XXX
32. Reinsurance-nonproportional assumed liability.....	XXX	XXX	XXX	XXX
33. Reinsurance-nonproportional assumed financial lines.....	XXX	XXX	XXX	XXX
34. Aggregate write-ins for other lines of business.....	205,975	197,153	95.7	55.5
35. Totals.....	110,013,658	40,238,101	36.6	38.9
DETAILS OF WRITE-INS				
3401. Collateral protection.....	205,975	197,153	95.7	55.5
3402.	0	0	0.0	0.0
3403.	0	0	0.0	0.0
3498. Sum. of remaining write-ins for Line 34 from overflow page.....	0	0	0.0	XXX
3499. Totals (Lines 3401 thru 3403 plus 3498) (Line 34).....	205,975	197,153	95.7	55.5

PART 2 - DIRECT PREMIUMS WRITTEN

Lines of Business	1	2	3
	Current Quarter	Current Year to Date	Prior Year Year to Date
1. Fire.....	163,911	163,911	129,784
2. Allied lines.....	259,404	259,404	216,540
3. Farmowners multiple peril.....	2,818,216	2,818,216	3,048,298
4. Homeowners multiple peril.....	0	0	137,141
5. Commercial multiple peril.....	8,393,234	8,393,234	6,823,478
6. Mortgage guaranty.....	0	0	0
8. Ocean marine.....	0	0	0
9. Inland marine.....	23,020,685	23,020,685	21,182,871
10. Financial guaranty.....	0	0	0
11.1. Medical professional liability - occurrence.....	0	0	0
11.2. Medical professional liability - claims made.....	0	0	0
12. Earthquake.....	12,590	12,590	5,432
13. Group accident and health.....	0	0	0
14. Credit accident and health.....	0	0	0
15. Other accident and health.....	0	0	0
16. Workers' compensation.....	3,986,890	3,986,890	1,593,801
17.1 Other liability-occurrence.....	27,126,847	27,126,847	24,679,935
17.2 Other liability-claims made.....	709,980	709,980	236,025
17.3 Excess workers' compensation.....	0	0	0
18.1 Products liability-occurrence.....	47,496	47,496	9,814
18.2 Products liability-claims made.....	0	0	0
19.1 19.2 Private passenger auto liability.....	19,715	19,715	81,102
19.3 19.4 Commercial auto liability.....	7,117,578	7,117,578	5,909,039
21. Auto physical damage.....	16,546,771	16,546,771	14,336,614
22. Aircraft (all perils).....	0	0	0
23. Fidelity.....	55,323	55,323	43,650
24. Surety.....	0	0	313
26. Burglary and theft.....	10,540	10,540	13,707
27. Boiler and machinery.....	275,825	275,825	173,837
28. Credit.....	24,337,631	24,337,631	25,780,775
29. International.....	0	0	0
30. Warranty.....	85,098	85,098	138,327
31. Reinsurance-nonproportional assumed property.....	XXX	XXX	XXX
32. Reinsurance-nonproportional assumed liability.....	XXX	XXX	XXX
33. Reinsurance-nonproportional assumed financial lines.....	XXX	XXX	XXX
34. Aggregate write-ins for other lines of business.....	(87,157)	(87,157)	(57,145)
35. Totals.....	114,900,577	114,900,577	104,483,338
DETAILS OF WRITE-INS			
3401. Collateral protection.....	(87,157)	(87,157)	(57,145)
3402.	0	0	0
3403.	0	0	0
3498. Sum. of remaining write-ins for Line 34 from overflow page.....	0	0	0
3499. Totals (Lines 3401 thru 3403 plus 3498) (Line 34).....	(87,157)	(87,157)	(57,145)

PART 3 (000 omitted)

LOSS AND LOSS ADJUSTMENT EXPENSE RESERVES SCHEDULE

	1	2	3	4	5	6	7	8	9	10	11	12	13
Years in Which Losses Occurred	Prior Year-End Known Case Loss and LAE Reserves	Prior Year-End IBNR Loss and LAE Reserves	Total Prior Year-End Loss and LAE Reserves (Cols. 1 + 2)	2014 Loss and LAE Payments on Claims Reported as of Prior Year-End	2014 Loss and LAE Payments on Claims Unreported as of Prior Year-End	Total 2014 Loss and LAE Payments (Cols. 4 + 5)	Q.S. Date Known Case Loss and LAE Reserves on Claims Reported and Open as of Prior Year-End	Q.S. Date Known Case Loss and LAE Reserves on Claims Reported or Reopened Subsequent to Prior Year-End	Q.S. Date IBNR Loss and LAE Reserves	Total Q.S. Loss and LAE Reserves (Cols. 7 + 8 + 9)	Prior Year-End Known Case Loss and LAE Reserves Developed (Savings)/Deficiency (Cols. 4 + 7 minus Col. 1)	Prior Year-End IBNR Loss and LAE Reserves Developed (Savings)/Deficiency (Cols. 5 + 8 + 9 minus Col. 2)	Prior Year-End Total Loss and LAE Reserve Developed (Savings)/Deficiency (Cols. 11 + 12)
1. 2011 + Prior.....	0	0	0	0	0	0	0	0	0	0	0	0	0
2. 2012.....	0	0	0	0	0	0	0	0	0	0	0	0	0
3. Subtotals 2012 + Prior.....	0	0	0	0	0	0	0	0	0	0	0	0	0
4. 2013.....	0	0	0	0	0	0	0	0	0	0	0	0	0
5. Subtotals 2013 + Prior.....	0	0	0	0	0	0	0	0	0	0	0	0	0
6. 2014.....	XXX	XXX	XXX	XXX	0	0	XXX	0	0	0	XXX	XXX	XXX
7. Totals.....	0	0	0	0	0	0	0	0	0	0	0	0	0
8. Prior Year-End's Surplus As Regards Policyholders.....	0										Col. 11, Line 7 As % of Col. 1, Line 7	Col. 12, Line 7 As % of Col. 2, Line 7	Col. 13, Line 7 As % of Col. 3, Line 7
											1.0.0 %	2.0.0 %	3.0.0 %
													Col. 13, Line 7 Line 8
													4.0.0 %

NONE

Q14

SUPPLEMENTAL EXHIBITS AND SCHEDULES INTERROGATORIES

The following supplemental reports are required to be filed as part of your statement filing. However, in the event that your company does not transact the type of business for which the special report must be filed, your response of NO to the specific interrogatory will be accepted in lieu of filing a "NONE" report and a bar code will be printed below. If the supplement is required of your company but is not being filed for whatever reason, enter SEE EXPLANATION and provide an explanation following the interrogatory questions.

	Response
1. Will the Trusteed Surplus Statement be filed with the state of domicile and the NAIC with this statement?	NO
2. Will Supplement A to Schedule T (Medical Professional Liability Supplement) be filed with this statement?	NO
3. Will the Medicare Part D Coverage Supplement be filed with the state of domicile and the NAIC with this statement?	NO
4. Will the Director and Officer Supplement be filed with the state of domicile and the NAIC with this statement?	NO

Explanation:

- 1.
- 2.
- 3.
- 4.

Bar Code:



NONE

**GREAT AMERICAN ASSURANCE COMPANY
SCHEDULE A - VERIFICATION**

Real Estate

	1 Year to Date	2 Prior Year Ended December 31
1. Book/adjusted carrying value, December 31 of prior year.....	0	0
2. Cost of acquired:		
2.1 Actual cost at time of acquisition.....	0	0
2.2 Additional investment made after acquisition.....	0	0
3. Current year change in encumbrances.....	0	0
4. Total gain (loss) on disposals.....	0	0
5. Deduct amounts received on disposals.....	0	0
6. Total foreign exchange change in book/adjusted carrying value.....	0	0
7. Deduct current year's other than temporary impairment recognized.....	0	0
8. Deduct current year's depreciation.....	0	0
9. Book/adjusted carrying value at end of current period (Lines 1+2+3+4-5+6-7-8).....	0	0
10. Deduct total nonadmitted amounts.....	0	0
11. Statement value at end of current period (Line 9 minus Line 10).....	0	0

SCHEDULE B - VERIFICATION

Mortgage Loans

	1 Year to Date	2 Prior Year Ended December 31
1. Book value/recorded investment excluding accrued interest, December 31 of prior year.....	0	0
2. Cost of acquired:		
2.1 Actual cost at time of acquisition.....	0	0
2.2 Additional investment made after acquisition.....	0	0
3. Capitalized deferred interest and other.....	0	0
4. Accrual of discount.....	0	0
5. Unrealized valuation increase (decrease).....	0	0
6. Total gain (loss) on disposals.....	0	0
7. Deduct amounts received on disposals.....	0	0
8. Deduct amortization of premium and mortgage interest points and commitment fees.....	0	0
9. Total foreign exchange change in book value/recorded investment excluding accrued interest.....	0	0
10. Deduct current year's other than temporary impairment recognized.....	0	0
11. Book value/recorded investment excluding accrued interest at end of current period (Lines 1+2+3+4+5+6-7-8+9-10).....	0	0
12. Total valuation allowance.....	0	0
13. Subtotal (Line 11 plus Line 12).....	0	0
14. Deduct total nonadmitted amounts.....	0	0
15. Statement value at end of current period (Line 13 minus Line 14).....	0	0

SCHEDULE BA - VERIFICATION

Other Long-Term Invested Assets

	1 Year to Date	2 Prior Year Ended December 31
1. Book/adjusted carrying value, December 31 of prior year.....	0	0
2. Cost of acquired:		
2.1 Actual cost at time of acquisition.....	0	0
2.2 Additional investment made after acquisition.....	0	0
3. Capitalized deferred interest and other.....	0	0
4. Accrual of discount.....	0	0
5. Unrealized valuation increase (decrease).....	0	0
6. Total gain (loss) on disposals.....	0	0
7. Deduct amounts received on disposals.....	0	0
8. Deduct amortization of premium and depreciation.....	0	0
9. Total foreign exchange change in book/adjusted carrying value.....	0	0
10. Deduct current year's other than temporary impairment recognized.....	0	0
11. Book/adjusted carrying value at end of current period (Lines 1+2+3+4+5+6-7-8+9-10).....	0	0
12. Deduct total nonadmitted amounts.....	0	0
13. Statement value at end of current period (Line 11 minus Line 12).....	0	0

SCHEDULE D - VERIFICATION

Bonds and Stocks

	1 Year to Date	2 Prior Year Ended December 31
1. Book/adjusted carrying value of bonds and stocks, December 31 of prior year.....	15,526,414	15,330,857
2. Cost of bonds and stocks acquired.....	543,950	5,525,537
3. Accrual of discount.....	3,212	4,002
4. Unrealized valuation increase (decrease).....	0	6,935
5. Total gain (loss) on disposals.....	0	5,192
6. Deduct consideration for bonds and stocks disposed of.....	25,000	5,231,544
7. Deduct amortization of premium.....	25,408	114,565
8. Total foreign exchange change in book/adjusted carrying value.....	0	0
9. Deduct current year's other than temporary impairment recognized.....	0	0
10. Book/adjusted carrying value at end of current period (Lines 1+2+3+4+5-6-7+8-9).....	16,023,168	15,526,414
11. Deduct total nonadmitted amounts.....	0	0
12. Statement value at end of current period (Line 10 minus Line 11).....	16,023,168	15,526,414

SCHEDULE D - PART 1B

Showing the Acquisitions, Dispositions and Non-Trading Activity
During the Current Quarter for all Bonds and Preferred Stock by NAIC Designation

NAIC Designation	1 Book/Adjusted Carrying Value Beginning of Current Quarter	2 Acquisitions During Current Quarter	3 Dispositions During Current Quarter	4 Non-Trading Activity During Current Quarter	5 Book/Adjusted Carrying Value End of First Quarter	6 Book/Adjusted Carrying Value End of Second Quarter	7 Book/Adjusted Carrying Value End of Third Quarter	8 Book/Adjusted Carrying Value December 31 Prior Year
BONDS								
1. NAIC 1 (a).....	18,332,342	662,631	573,945	(22,193)	18,398,835	0	0	18,332,342
2. NAIC 2 (a).....	422,104	0	0	(3)	422,101	0	0	422,104
3. NAIC 3 (a).....	0	0	0	0	0	0	0	0
4. NAIC 4 (a).....	0	0	0	0	0	0	0	0
5. NAIC 5 (a).....	0	0	0	0	0	0	0	0
6. NAIC 6 (a).....	0	0	0	0	0	0	0	0
7. Total Bonds.....	18,754,446	662,631	573,945	(22,196)	18,820,936	0	0	18,754,446
PREFERRED STOCK								
8. NAIC 1.....	0	0	0	0	0	0	0	0
9. NAIC 2.....	0	0	0	0	0	0	0	0
10. NAIC 3.....	0	0	0	0	0	0	0	0
11. NAIC 4.....	0	0	0	0	0	0	0	0
12. NAIC 5.....	0	0	0	0	0	0	0	0
13. NAIC 6.....	0	0	0	0	0	0	0	0
14. Total Preferred Stock.....	0	0	0	0	0	0	0	0
15. Total Bonds and Preferred Stock.....	18,754,446	662,631	573,945	(22,196)	18,820,936	0	0	18,754,446

QS102

(a) Book/Adjusted Carrying Value column for the end of the current reporting period includes the following amount of non-rated short-term and cash equivalent bonds by NAIC designation:
NAIC 1 \$.....2,797,767; NAIC 2 \$.....0; NAIC 3 \$.....0; NAIC 4 \$.....0; NAIC 5 \$.....0; NAIC 6 \$.....0.

SCHEDULE DA - PART 1

Short-Term Investments

	1 Book/Adjusted Carrying Value	2 Par Value	3 Actual Cost	4 Interest Collected Year To Date	5 Paid for Accrued Interest Year To Date
9199999.....2,797,767XXX.....2,797,7671410

SCHEDULE DA - VERIFICATION

Short-Term Investments

	1 Year to Date	2 Prior Year Ended December 31
1. Book/adjusted carrying value, December 31 of prior year.....3,228,0315,806,049
2. Cost of short-term investments acquired.....118,6815,710,997
3. Accrual of discount.....00
4. Unrealized valuation increase (decrease).....00
5. Total gain (loss) on disposals.....00
6. Deduct consideration received on disposals.....548,9458,289,015
7. Deduct amortization of premium.....00
8. Total foreign exchange change in book/adjusted carrying value.....00
9. Deduct current year's other than temporary impairment recognized.....00
10. Book/adjusted carrying value at end of current period (Lines 1+2+3+4+5-6-7+8-9).....2,797,7673,228,031
11. Deduct total nonadmitted amounts.....00
12. Statement value at end of current period (Line 10 minus Line 11).....2,797,7673,228,031

**Sch. DB-Pt A-Verification
NONE**

**Sch. DB-Pt B-Verification
NONE**

**Sch. DB-Pt C-Sn 1
NONE**

**Sch. DB-Pt C-Sn 2
NONE**

**Sch. DB-Verification
NONE**

**Sch. E-Verification
NONE**

**Sch. A-Pt 2
NONE**

**Sch. A-Pt 3
NONE**

**Sch. B-Pt 2
NONE**

**Sch. B-Pt 3
NONE**

**Sch. BA-Pt 2
NONE**

**Sch. BA-Pt 3
NONE**

SCHEDULE D - PART 3

Show all Long-Term Bonds and Stock Acquired During the Current Quarter

1 CUSIP Identification	2 Description	3 Foreign	4 Date Acquired	5 Name of Vendor	6 Number of Shares of Stock	7 Actual Cost	8 Par Value	9 Paid for Accrued Interest and Dividends	10 NAIC Designation or Market Indicator (a)
Bonds - U.S. States, Territories and Possessions									
574193 JR 0	MARYLAND ST 1ST SER A 4.00 03/01/2025.....		03/18/2014	BANC OF AMERICA SECURITIES.....		543,950	500,000	167	1FE.....
1799999	Total Bonds - U.S. States, Territories and Possessions.....					543,950	500,000	167	XXX.....
8399997	Total Bonds - Part 3.....					543,950	500,000	167	XXX.....
8399999	Total Bonds.....					543,950	500,000	167	XXX.....
9999999	Total Bonds, Preferred and Common Stocks.....					543,950	XXX	167	XXX.....

(a) For all common stock bearing the NAIC market indicator "U" provide: the number of such issues:.....0.

QE04

SCHEDULE D - PART 4

Show All Long-Term Bonds and Stock Sold, Redeemed or Otherwise Disposed of During the Current Quarter

1 CUSIP Identification	2 Description	3 F o r e i g n	4 Disposal Date	5 Name of Purchaser	6 Number of Shares of Stock	7 Consideration	8 Par Value	9 Actual Cost	10 Prior Year Book/ Adjusted Carrying Value	Change in Book/Adjusted Carrying Value					16 Book/ Adjusted Carrying Value At Disposal Date	17 Foreign Exchange Gain (Loss) on Disposal	18 Realized Gain (Loss) on Disposal	19 Total Gain (Loss) on Disposal	20 Bond Interest/ Stock Dividends Received During Year	21 Stated Contractual Maturity Date	22 NAIC Desig- nation or Market Indicator (a)
										11 Unrealized Valuation Increase/ (Decrease)	12 Current Year's (Amortization)/ Accretion	13 Current Year's Other Than Temporary Impairment Recognized	14 Total Change in B./A.C.V. (11+12-13)	15 Total Foreign Exchange Change in B./A.C.V.							
Bonds - U.S. Special Revenue and Special Assessment																					
686087 KU 0	OR ST HSG & CMNTY 4.125 07/01/20.....		01/01/2014	Partial Call.....	25,00025,00025,24125,1640(164)0(164)025,000000516	07/01/2020	1FE.....
3199999. Total Bonds - U.S. Special Revenue and Special Assessment.....					25,00025,00025,24125,1640(164)0(164)025,000000516XXX...XXX...
8399997. Total Bonds - Part 4.....					25,00025,00025,24125,1640(164)0(164)025,000000516XXX...XXX...
8399999. Total Bonds.....					25,00025,00025,24125,1640(164)0(164)025,000000516XXX...XXX...
9999999. Total Bonds, Preferred and Common Stocks.....					25,000XXX.....25,24125,1640(164)0(164)025,000000516XXX...XXX...

(a) For all common stock bearing the NAIC market indicator "U" provide: the number of such issues:.....0.

QE05

**Sch. DB-Pt A-Sn 1
NONE**

**Sch. DB-Pt A-Sn 1-Footer A
NONE**

**Sch. DB-Pt A-Sn 1-Footer B
NONE**

**Sch. DB-Pt B-Sn 1
NONE**

**Sch. DB-Pt B-Sn 1-Footer A
NONE**

**Sch. DB-Pt B-Sn 1-Footer B
NONE**

**Sch. DB-Pt B-Sn 1B-Broker List
NONE**

**Sch. DB-Pt D-Sn 1
NONE**

**Sch. DB-Pt D-Sn 2
NONE**

**Sch. DL-Pt. 1
NONE**

**Sch. DL-Pt. 2
NONE**

Statement for March 31, 2014 of the **GREAT AMERICAN ASSURANCE COMPANY**
SCHEDULE E - PART 1 - CASH

Month End Depository Balances

1 Depository	2 Code	3 Rate of Interest	4 Amount of Interest Received During Current Quarter	5 Amount of Interest Accrued at Current Statement Date	Book Balance at End of Each Month During Current Quarter			9 *
					6 First Month	7 Second Month	8 Third Month	
Open Depositories								
The Bank of New York Mellon..... New York, New York.....0.0100015,4638,7244,999	XXX..
PNC Bank..... Pittsburgh, Pennsylvania.....0.0000034,18733,81433,729	XXX..
0199999. Total Open Depositories.....	...XXX.....	...XXX.....0049,65042,53838,728	XXX..
0399999. Total Cash on Deposit.....	...XXX.....	...XXX.....0049,65042,53838,728	XXX..
0599999. Total Cash.....	...XXX.....	...XXX.....0049,65042,53838,728	XXX..

SCHEDULE E - PART 2 - CASH EQUIVALENTS

Show Investments Owned End of Current Quarter

1 Description	2 Code	3 Date Acquired	4 Rate of Interest	5 Maturity Date	6 Book/Adjusted Carrying Value	7 Amount of Interest Due & Accrued	8 Amount Received During Year
------------------	-----------	-----------------------	--------------------------	-----------------------	--------------------------------------	--	-------------------------------------

NONE

QE13