



PROPERTY AND CASUALTY COMPANIES - ASSOCIATION EDITION

QUARTERLY STATEMENT

AS OF MARCH 31, 2014
OF THE CONDITION AND AFFAIRS OF THE

Nationwide Mutual Insurance Company

NAIC Group Code 0140 (Current) 0140 (Prior) NAIC Company Code 23787 Employer's ID Number 31-4177100

Organized under the Laws of Ohio, State of Domicile or Port of Entry Ohio

Country of Domicile United States of America

Incorporated/Organized 12/06/1925 Commenced Business 04/14/1926

Statutory Home Office One West Nationwide Blvd., Columbus, OH, US 43215-2220

Main Administrative Office One West Nationwide Blvd., Columbus, OH, US 43215-2220

Mail Address One West Nationwide Blvd., 1-04-701 Columbus, OH, US 43215-2220

Primary Location of Books and Records One West Nationwide Blvd., 1-04-701 Columbus, OH, US 43215-2220

Internet Website Address www.nationwide.com

Statutory Statement Contact Monda S. Caudill, FinRpt@nationwide.com, 614-249-1545

OFFICERS

President & COO, NW Ins Mark Angelo Pizzi VP - Corp Gov & Secretary Robert William Horner III Sr VP & Treasurer David Patrick LaPaul

OTHER

- List of other officers including J Lynn Anderson, Wesley Kim Austen, David William Berson, etc.

DIRECTORS OR TRUSTEES

- List of directors or trustees including Lewis Jackson Alphin, Timothy Joseph Corcoran, etc.

State of Ohio County of Franklin SS:

The officers of this reporting entity being duly sworn, each depose and say that they are the described officers of said reporting entity, and that on the reporting period stated above, all of the herein described assets were the absolute property of the said reporting entity, free and clear from any liens or claims thereon, except as herein stated, and that this statement, together with related exhibits, schedules and explanations therein contained, annexed or referred to, is a full and true statement of all the assets and liabilities and of the condition and affairs of the said reporting entity as of the reporting period stated above, and of its income and deductions therefrom for the period ended, and have been completed in accordance with the NAIC Annual Statement Instructions and Accounting Practices and Procedures manual except to the extent that: (1) state law may differ; or, (2) that state rules or regulations require differences in reporting not related to accounting practices and procedures, according to the best of their information, knowledge and belief, respectively. Furthermore, the scope of this attestation by the described officers also includes the related corresponding electronic filing with the NAIC, when required, that is an exact copy (except for formatting differences due to electronic filing) of the enclosed statement. The electronic filing may be requested by various regulators in lieu of or in addition to the enclosed statement.

Mark Angelo Pizzi President & COO, Nationwide Ins Robert William Horner III VP - Corp Governance & Secretary David Patrick LaPaul Sr VP & Treasurer

Subscribed and sworn to before me this April, 2014 day of

a. Is this an original filing? Yes [X] No [] b. If no, 1. State the amendment number 2. Date filed 3. Number of pages attached

STATEMENT AS OF MARCH 31, 2014 OF THE NATIONWIDE MUTUAL INSURANCE COMPANY

ASSETS

	Current Statement Date			4 December 31 Prior Year Net Admitted Assets
	1 Assets	2 Nonadmitted Assets	3 Net Admitted Assets (Cols. 1 - 2)	
1. Bonds	10,981,879,816		10,981,879,816	11,085,768,465
2. Stocks:				
2.1 Preferred stocks	3,051,764		3,051,764	3,036,764
2.2 Common stocks	8,293,567,774		8,293,567,774	7,952,971,281
3. Mortgage loans on real estate:				
3.1 First liens	434,476,237		434,476,237	412,327,079
3.2 Other than first liens.....				
4. Real estate:				
4.1 Properties occupied by the company (less \$ encumbrances)	636,417,521		636,417,521	636,268,872
4.2 Properties held for the production of income (less \$ encumbrances)	45,459,657		45,459,657	45,392,703
4.3 Properties held for sale (less \$ encumbrances)				
5. Cash (\$(251,496,667)), cash equivalents (\$) and short-term investments (\$466,065,138)	214,568,472		214,568,472	384,975,032
6. Contract loans (including \$ premium notes)				
7. Derivatives	35,053,527		35,053,527	43,104,015
8. Other invested assets	3,554,445,432	62,710,463	3,491,734,969	3,479,243,511
9. Receivables for securities	29		29	29
10. Securities lending reinvested collateral assets	31,454,327	4,809,385	26,644,942	57,642,350
11. Aggregate write-ins for invested assets	1,379,210,244		1,379,210,244	1,328,385,638
12. Subtotals, cash and invested assets (Lines 1 to 11)	25,609,584,800	67,519,848	25,542,064,952	25,429,115,739
13. Title plants less \$ charged off (for Title insurers only)				
14. Investment income due and accrued	123,264,283	186,438	123,077,845	134,215,407
15. Premiums and considerations:				
15.1 Uncollected premiums and agents' balances in the course of collection	2,037,753,578	33,534,227	2,004,219,351	2,052,643,059
15.2 Deferred premiums, agents' balances and installments booked but deferred and not yet due (including \$ earned but unbilled premiums)	2,841,613,463	5,119,184	2,836,494,279	2,745,562,284
15.3 Accrued retrospective premiums				
16. Reinsurance:				
16.1 Amounts recoverable from reinsurers	202,019,024		202,019,024	208,340,649
16.2 Funds held by or deposited with reinsured companies	2,774,018		2,774,018	2,727,010
16.3 Other amounts receivable under reinsurance contracts				373,727
17. Amounts receivable relating to uninsured plans				
18.1 Current federal and foreign income tax recoverable and interest thereon	270,751		270,751	
18.2 Net deferred tax asset	2,088,651,220	759,157,930	1,329,493,290	1,312,684,708
19. Guaranty funds receivable or on deposit	4,056,804		4,056,804	10,212,621
20. Electronic data processing equipment and software	466,187,856	288,249,194	177,938,662	179,895,529
21. Furniture and equipment, including health care delivery assets (\$)	117,224,446	117,224,446		
22. Net adjustment in assets and liabilities due to foreign exchange rates				
23. Receivables from parent, subsidiaries and affiliates	278,534,746	119,907	278,414,839	223,095,988
24. Health care (\$) and other amounts receivable				
25. Aggregate write-ins for other than invested assets	800,912,935	428,787,528	372,125,407	376,891,394
26. Total assets excluding Separate Accounts, Segregated Accounts and Protected Cell Accounts (Lines 12 to 25)	34,572,847,924	1,699,898,702	32,872,949,222	32,675,758,115
27. From Separate Accounts, Segregated Accounts and Protected Cell Accounts				
28. Total (Lines 26 and 27)	34,572,847,924	1,699,898,702	32,872,949,222	32,675,758,115
DETAILS OF WRITE-INS				
1101. Corporate owned investment value of life insurance	1,224,748,532		1,224,748,532	1,214,739,057
1102. Over the counter collateral	107,900,335		107,900,335	112,890,798
1103. Other investment receivables	46,561,377		46,561,377	755,783
1198. Summary of remaining write-ins for Line 11 from overflow page				
1199. Totals (Lines 1101 through 1103 plus 1198)(Line 11 above)	1,379,210,244		1,379,210,244	1,328,385,638
2501. Agent benefit investment value of life insurance and annuity contracts	161,023,831		161,023,831	162,223,968
2502. Deposits and prepaid assets	274,455,291	274,455,291		
2503. Equities and deposits in pools and associations	134,524,987		134,524,987	139,461,195
2598. Summary of remaining write-ins for Line 25 from overflow page	230,908,826	154,332,237	76,576,589	75,206,231
2599. Totals (Lines 2501 through 2503 plus 2598)(Line 25 above)	800,912,935	428,787,528	372,125,407	376,891,394

STATEMENT AS OF MARCH 31, 2014 OF THE NATIONWIDE MUTUAL INSURANCE COMPANY
LIABILITIES, SURPLUS AND OTHER FUNDS

	1 Current Statement Date	2 December 31, Prior Year
1. Losses (current accident year \$ 1,258,124,335)	7,963,144,995	7,865,994,429
2. Reinsurance payable on paid losses and loss adjustment expenses	698,271,094	676,073,189
3. Loss adjustment expenses	1,805,774,209	1,812,255,830
4. Commissions payable, contingent commissions and other similar charges	258,472,990	305,481,346
5. Other expenses (excluding taxes, licenses and fees)	73,439,935	106,936,428
6. Taxes, licenses and fees (excluding federal and foreign income taxes)	87,579,977	94,245,718
7.1 Current federal and foreign income taxes (including \$ on realized capital gains (losses))		23,619,690
7.2 Net deferred tax liability		
8. Borrowed money \$ 5,004,375 and interest thereon \$	5,004,375	5,004,375
9. Unearned premiums (after deducting unearned premiums for ceded reinsurance of \$ 1,615,597,155 and including warranty reserves of \$ 12,779,578 and accrued accident and health experience rating refunds including \$ for medical loss ratio rebate per the Public Health Service Act)	5,739,446,577	5,706,365,499
10. Advance premium	138,953,971	111,297,752
11. Dividends declared and unpaid:		
11.1 Stockholders		
11.2 Policyholders	7,742,310	7,476,740
12. Ceded reinsurance premiums payable (net of ceding commissions)	961,992,381	966,268,499
13. Funds held by company under reinsurance treaties	588,499	579,206
14. Amounts withheld or retained by company for account of others	726,180,725	925,385,198
15. Remittances and items not allocated	204,870,306	164,521,532
16. Provision for reinsurance (including \$ certified)	19,773,661	19,773,661
17. Net adjustments in assets and liabilities due to foreign exchange rates	7,424	2,540
18. Drafts outstanding		
19. Payable to parent, subsidiaries and affiliates	274,413,081	302,332,548
20. Derivatives	80,298,971	82,410,348
21. Payable for securities	82,302,883	81,462,537
22. Payable for securities lending	37,040,502	68,430,842
23. Liability for amounts held under uninsured plans		
24. Capital notes \$ and interest thereon \$		
25. Aggregate write-ins for liabilities	1,550,892,115	1,557,311,698
26. Total liabilities excluding protected cell liabilities (Lines 1 through 25)	20,716,190,981	20,883,229,605
27. Protected cell liabilities		
28. Total liabilities (Lines 26 and 27)	20,716,190,981	20,883,229,605
29. Aggregate write-ins for special surplus funds		
30. Common capital stock		
31. Preferred capital stock		
32. Aggregate write-ins for other than special surplus funds		
33. Surplus notes	2,165,027,084	2,164,869,001
34. Gross paid in and contributed surplus		
35. Unassigned funds (surplus)	9,991,731,157	9,627,659,509
36. Less treasury stock, at cost:		
36.1 shares common (value included in Line 30 \$)		
36.2 shares preferred (value included in Line 31 \$)		
37. Surplus as regards policyholders (Lines 29 to 35, less 36)	12,156,758,241	11,792,528,510
38. Totals (Page 2, Line 28, Col. 3)	32,872,949,222	32,675,758,115
DETAILS OF WRITE-INS		
2501. Accrued derivative liability	8,137,933	9,179,940
2502. Agent's security fund reserves	1,121,965,141	1,125,812,999
2503. Contingent suit liabilities	20,213,891	21,253,064
2598. Summary of remaining write-ins for Line 25 from overflow page	400,575,150	401,065,695
2599. Totals (Lines 2501 through 2503 plus 2598)(Line 25 above)	1,550,892,115	1,557,311,698
2901.		
2902.		
2903.		
2998. Summary of remaining write-ins for Line 29 from overflow page		
2999. Totals (Lines 2901 through 2903 plus 2998)(Line 29 above)		
3201.		
3202.		
3203.		
3298. Summary of remaining write-ins for Line 32 from overflow page		
3299. Totals (Lines 3201 through 3203 plus 3298)(Line 32 above)		

STATEMENT AS OF MARCH 31, 2014 OF THE NATIONWIDE MUTUAL INSURANCE COMPANY

STATEMENT OF INCOME

	1 Current Year to Date	2 Prior Year to Date	3 Prior Year Ended December 31
UNDERWRITING INCOME			
1. Premiums earned:			
1.1 Direct (written \$872,009,468)	874,781,542	894,924,145	3,602,108,993
1.2 Assumed (written \$3,778,517,290)	3,722,168,172	3,446,170,768	14,246,384,807
1.3 Ceded (written \$1,040,964,872)	1,020,468,909	970,094,956	4,001,339,637
1.4 Net (written \$3,609,561,886)	3,576,480,805	3,370,999,957	13,847,154,163
DEDUCTIONS:			
2. Losses incurred (current accident year \$2,080,016,015):			
2.1 Direct	398,806,821	397,387,681	1,695,010,601
2.2 Assumed	2,238,514,490	1,945,649,292	8,283,490,265
2.3 Ceded	559,677,079	534,871,280	2,248,285,209
2.4 Net	2,077,644,232	1,808,165,693	7,730,215,657
3. Loss adjustment expenses incurred	332,454,106	353,416,883	1,434,176,022
4. Other underwriting expenses incurred	1,237,164,996	1,272,948,210	4,929,655,426
5. Aggregate write-ins for underwriting deductions			300,360
6. Total underwriting deductions (Lines 2 through 5)	3,647,263,334	3,434,530,786	14,094,347,465
7. Net income of protected cells			
8. Net underwriting gain or (loss) (Line 1 minus Line 6 + Line 7)	(70,782,529)	(63,530,829)	(247,193,302)
INVESTMENT INCOME			
9. Net investment income earned	105,541,970	77,106,436	634,656,420
10. Net realized capital gains (losses) less capital gains tax of \$(5,550)	(5,523,939)	23,503,776	11,101,176
11. Net investment gain (loss) (Lines 9 + 10)	100,018,031	100,610,212	645,757,596
OTHER INCOME			
12. Net gain or (loss) from agents' or premium balances charged off (amount recovered \$207,198 amount charged off \$14,842,984)	(14,635,786)	(13,826,639)	(61,173,310)
13. Finance and service charges not included in premiums	33,599,997	34,931,434	138,402,732
14. Aggregate write-ins for miscellaneous income	10,726,847	13,454,819	24,929,241
15. Total other income (Lines 12 through 14)	29,691,058	34,559,614	102,158,663
16. Net income before dividends to policyholders, after capital gains tax and before all other federal and foreign income taxes (Lines 8 + 11 + 15)	58,926,560	71,638,997	500,722,957
17. Dividends to policyholders	2,949,607	3,605,133	9,864,672
18. Net income, after dividends to policyholders, after capital gains tax and before all other federal and foreign income taxes (Line 16 minus Line 17)	55,976,953	68,033,864	490,858,285
19. Federal and foreign income taxes incurred	(20,949,428)	11,411,689	(8,976,299)
20. Net income (Line 18 minus Line 19)(to Line 22)	76,926,381	56,622,175	499,834,584
CAPITAL AND SURPLUS ACCOUNT			
21. Surplus as regards policyholders, December 31 prior year	11,792,528,510	11,343,998,189	11,343,998,189
22. Net income (from Line 20)	76,926,381	56,622,175	499,834,584
23. Net transfers (to) from Protected Cell accounts			
24. Change in net unrealized capital gains (losses) less capital gains tax of \$3,117,160	265,487,248	14,878,663	28,628,772
25. Change in net unrealized foreign exchange capital gain (loss)	1,121,366	(2,025,272)	6,101,855
26. Change in net deferred income tax	(20,096,394)	(24,483,254)	132,838,781
27. Change in nonadmitted assets	42,326,547	(17,229,677)	(397,274,917)
28. Change in provision for reinsurance			1,294,033
29. Change in surplus notes	158,083	158,083	22,247,931
30. Surplus (contributed to) withdrawn from protected cells			
31. Cumulative effect of changes in accounting principles		(10,860,759)	(45,935,891)
32. Capital changes:			
32.1 Paid in			
32.2 Transferred from surplus (Stock Dividend)			
32.3 Transferred to surplus			
33. Surplus adjustments:			
33.1 Paid in			
33.2 Transferred to capital (Stock Dividend)			
33.3 Transferred from capital			
34. Net remittances from or (to) Home Office			
35. Dividends to stockholders			
36. Change in treasury stock			
37. Aggregate write-ins for gains and losses in surplus	(1,693,500)	(191,981,464)	200,795,173
38. Change in surplus as regards policyholders (Lines 22 through 37)	364,229,731	(174,921,505)	448,530,321
39. Surplus as regards policyholders, as of statement date (Lines 21 plus 38)	12,156,758,241	11,169,076,684	11,792,528,510
DETAILS OF WRITE-INS			
0501. Loss based assessment payables			300,360
0502.			
0503.			
0598. Summary of remaining write-ins for Line 5 from overflow page			
0599. Totals (Lines 0501 through 0503 plus 0598)(Line 5 above)			300,360
1401. Change in contingent suit liabilities	1,039,172	1,830,722	(10,364,592)
1402. Other miscellaneous income	9,687,675	11,624,097	35,293,833
1403.			
1498. Summary of remaining write-ins for Line 14 from overflow page			
1499. Totals (Lines 1401 through 1403 plus 1498)(Line 14 above)	10,726,847	13,454,819	24,929,241
3701. Change in surplus - pension and postretirement benefits	(1,693,500)	(191,981,464)	153,010,601
3702. Change in surplus - SRP additional minimum liabilities			47,784,572
3703.			
3798. Summary of remaining write-ins for Line 37 from overflow page			
3799. Totals (Lines 3701 through 3703 plus 3798)(Line 37 above)	(1,693,500)	(191,981,464)	200,795,173

STATEMENT AS OF MARCH 31, 2014 OF THE NATIONWIDE MUTUAL INSURANCE COMPANY

CASH FLOW

	1 Current Year To Date	2 Prior Year To Date	3 Prior Year Ended December 31
Cash from Operations			
1. Premiums collected net of reinsurance	3,598,810,350	2,812,386,720	13,381,568,592
2. Net investment income	144,800,046	104,347,251	573,823,308
3. Miscellaneous income	10,248,103	71,263,330	112,111,718
4. Total (Lines 1 to 3)	3,753,858,499	2,987,997,301	14,067,503,618
5. Benefit and loss related payments	1,953,415,607	2,108,680,400	7,958,997,844
6. Net transfers to Separate Accounts, Segregated Accounts and Protected Cell Accounts			
7. Commissions, expenses paid and aggregate write-ins for deductions	1,668,885,997	1,345,164,909	5,945,101,063
8. Dividends paid to policyholders	2,684,038	1,889,699	8,196,763
9. Federal and foreign income taxes paid (recovered) net of \$ tax on capital gains (losses)	2,935,463	(1,075,784)	(50,069,822)
10. Total (Lines 5 through 9)	3,627,921,103	3,454,659,224	13,862,225,847
11. Net cash from operations (Line 4 minus Line 10)	125,937,395	(466,661,923)	205,277,771
Cash from Investments			
12. Proceeds from investments sold, matured or repaid:			
12.1 Bonds	608,399,194	408,178,783	2,020,239,009
12.2 Stocks	1,310,184,417	12,894,292	1,146,649,105
12.3 Mortgage loans	9,110,960	54,250,018	263,445,436
12.4 Real estate			
12.5 Other invested assets	214,539,863	82,173,899	1,173,514,615
12.6 Net gains or (losses) on cash, cash equivalents and short-term investments	24,868	(1,801)	(26,176)
12.7 Miscellaneous proceeds	15,616,280	48,284,054	148,168,570
12.8 Total investment proceeds (Lines 12.1 to 12.7)	2,157,875,582	605,779,245	4,751,990,559
13. Cost of investments acquired (long-term only):			
13.1 Bonds	510,124,150	216,840,015	2,560,088,800
13.2 Stocks	1,372,711,443	17,926,824	1,149,533,741
13.3 Mortgage loans	27,101,000	59,277,292	172,466,623
13.4 Real estate	6,752,321	2,093,879	41,278,265
13.5 Other invested assets	165,286,058	146,306,576	1,109,230,729
13.6 Miscellaneous applications	103,533,249	31,779,868	13,676,856
13.7 Total investments acquired (Lines 13.1 to 13.6)	2,185,508,221	474,224,454	5,046,275,014
14. Net increase (or decrease) in contract loans and premium notes			
15. Net cash from investments (Line 12.8 minus Line 13.7 and Line 14)	(27,632,639)	131,554,791	(294,284,455)
Cash from Financing and Miscellaneous Sources			
16. Cash provided (applied):			
16.1 Surplus notes, capital notes		158,083	
16.2 Capital and paid in surplus, less treasury stock			
16.3 Borrowed funds		(32,378,920)	(32,887,165)
16.4 Net deposits on deposit-type contracts and other insurance liabilities			
16.5 Dividends to stockholders			
16.6 Other cash provided (applied)	(268,711,316)	203,789,598	227,404,936
17. Net cash from financing and miscellaneous sources (Line 16.1 through Line 16.4 minus Line 16.5 plus Line 16.6)	(268,711,316)	171,568,761	194,517,771
RECONCILIATION OF CASH, CASH EQUIVALENTS AND SHORT-TERM INVESTMENTS			
18. Net change in cash, cash equivalents and short-term investments (Line 11, plus Lines 15 and 17)	(170,406,560)	(163,538,371)	105,511,088
19. Cash, cash equivalents and short-term investments:			
19.1 Beginning of year	384,975,032	279,463,944	279,463,944
19.2 End of period (Line 18 plus Line 19.1)	214,568,472	115,925,573	384,975,032

Note: Supplemental disclosures of cash flow information for non-cash transactions:

--	--	--	--

NOTES TO FINANCIAL STATEMENTS

Note 1 - Summary of Significant Accounting Policies

A. Accounting Practices

The accompanying statutory financial statements of Nationwide Mutual Insurance Company (Company) have been prepared in conformity with accounting practices prescribed or permitted by the National Association of Insurance Commissioners (NAIC) and the State of Ohio.

The Ohio Insurance Department recognizes only statutory accounting practices (SAP) prescribed or permitted by the State of Ohio for determining and reporting the financial condition and results of operations of an insurance company, as well as, determining its solvency under the Ohio Insurance law. The National Association of Insurance Commissioners' (NAIC) *Accounting Practices and Procedures Manual* (NAIC SAP) has been adopted as a component of prescribed or permitted practices by the State of Ohio.

C. Accounting Policies

7. Investments in subsidiary and affiliated companies are stated as follows:

With the exception of Nationwide Corporation, THI Holdings (Delaware), Inc., and Allied Holdings (Delaware), Inc., the admitted investments in all subsidiary, controlled, and affiliated (SCA) entities are valued using an equity method approach. Under this approach, investments in insurance affiliated companies are stated at underlying audited statutory surplus adjusted for unamortized goodwill. Investments in non-insurance affiliated companies that have no significant ongoing operations other than to hold assets that are primarily for the direct or indirect benefit or use of the reporting entity or its affiliates are stated at audited GAAP equity adjusted to a statutory basis of accounting. Investments in non-insurance affiliated companies that have significant ongoing operations beyond holding assets that are primarily for the direct or indirect benefit or use of the reporting entity or its affiliates are stated at audited GAAP equity. Investments in subsidiaries formerly traded on a major stock exchange are stated at discounted market. Unaudited affiliated companies of the reporting entity or its affiliates are non-admitted under prescribed SAP accounting practices. Goodwill arising from the acquisition of subsidiaries or affiliated companies is amortized over a period of ten years. Investments in affiliated companies are generally included in stocks. Unamortized goodwill at March 31, 2014 was \$1.3 billion, of which \$381.3 million was nonadmitted because total unamortized goodwill exceeded 10% of adjusted policyholders' surplus as of the end of the prior quarter.

Note 2 - Accounting Changes and Corrections of Errors

On January 1, 2013, the Company adopted SSAP No. 92R, Accounting for Postretirement Benefits Other Than Pensions – A Replacement of SSAP No. 14 and SSAP No. 102, Accounting for Pensions – A Replacement of SSAP No. 89. The standards require insurers to recognize the overfunded or underfunded status of a defined benefit postretirement plan as an asset or liability and include non-vested employees in determining the plan obligations. In addition, a sponsor's fiscal year end will be used as the measurement date for estimating fair value of postretirement benefit assets and liabilities. The guidance contains a transition provision that gives insurers the option to recognize the initial impact to surplus over 10 years. The Company elected to recognize the entire impact upon adoption for the Nationwide Retirement Plan and elected the transition option for the OPEB (Other Post-Employment Benefits) and SRP (Supplemental Retirement Plan) plans. The overall impact of adoption resulted in a \$29 million decrease in unassigned funds as of January 1, 2013. The components of this change are included in the change in non-admitted assets, the cumulative effect of changes in accounting principles, and the change in surplus – pension & postretirement benefits. Refer to Note 12 for the quarterly disclosure requirements in accordance with the adopted guidance.

Note 3 - Business Combinations and Goodwill

No change.

Note 4 - Discontinued Operations

No change.

Note 5 - Investments

A. Mortgage Loans

No change.

B. Troubled Debt Restructuring for Creditors

No change.

C. Reverse Mortgages

No change.

D. Loan-Backed Securities

1. Prepayment assumptions are generally obtained using a model provided by a third-party vendor.

2. Not applicable.

3. Not applicable.

4. All impaired securities (fair value is less than cost or amortized cost) for which an other-than-temporary impairment has not been recognized in earnings as a realized loss (including securities with a recognized other-than-temporary impairment for non-interest related declines when a non-recognized interest related impairment remains):

a. The aggregate amount of unrealized losses:

1.	Less than 12 Months	\$	(14,303,175)
2.	12 Months or Longer	\$	(41,336,623)

b. The aggregate related fair value of securities with unrealized losses:

1.	Less than 12 Months	\$	917,558,184
2.	12 Months or Longer	\$	197,626,452

NOTES TO FINANCIAL STATEMENTS

5. The Company reviews all loan-backed and structured securities in which the fair value of the given security is less than the amortized cost to determine if a given security is other-than-temporarily impaired. The Company examines characteristics of the underlying collateral, such as delinquency and default rates, the quality of the underlying borrower, the type of collateral in the pool, the vintage year of the collateral, subordination levels within the structure of the collateral pool, and the quality of any credit guarantors, to determine the cash flows expected to be received for the security.

If the severity and duration of the security's unrealized loss indicates a risk of an other-than-temporary impairment, then the Company will evaluate if the amortized cost basis of the security will be recovered by comparing the present value of the cash flows expected to be received for the given security with the amortized cost basis of the security. If the present value of cash flows is greater than the amortized cost basis of a security then the security is deemed not to be other-than-temporarily impaired.

E. Repurchase Agreements and Securities Lending Transactions

3. Collateral Received

- b. The fair value as of the date of each statement of financial position presented of that collateral and of the portion of that collateral that it has sold or repledged is \$31,321,638.

F. Real Estate

No change.

G. Low-Income Housing Tax Credits

No change.

H. Restricted Assets

No change.

I. Working Capital Finance Investments

Not applicable.

Note 6 - Joint Ventures, Partnerships and Limited Liability Companies

No change.

Note 7 - Investment Income

No change.

Note 8 - Derivative Instruments

No change.

Note 9 - Income Taxes

No change.

Note 10 - Information Concerning Parent, Subsidiaries, Affiliates and Other Related Parties

B. Detail of Transactions Greater than ½ % of Admitted Assets

On March 31, 2014, the Company made a capital contribution of \$6 million to AICOA.

On March 28, 2014, the Company made a capital contribution of \$3.6 million to NRI.

On March 1, 2014, the Company contributed its investment in AGI of \$1.6 billion to Allied Holdings (Delaware), Inc.

On December 18, 2013, the Company received extraordinary dividends in the amount of \$70 million from Nationwide Indemnity Company.

On December 16, 2013, the Company received extraordinary dividends in the amount of \$30 million from AMCO through AMCO's parent, AGI.

On December 2, 2013, the Company received transferred assets and liabilities of \$91 million from Harleysville Pennland in preparation for dissolution.

On November 20, 2013, the Company made a capital contribution of \$967 thousand to HV Services, an affiliated company.

On November 14, 2013, the Company made a capital contribution of \$4,511,172 to NRI.

On November 1, 2013, the Company contributed its investment in Harleysville Group, Inc. (HGI) of \$757.4 million to Allied Holdings (Delaware) Inc.

On September 3, 2013, the Company made a capital contribution of \$15.0 million to NNOV8, LLC, an affiliated company.

On August 22, 2013, the Company made a capital contribution of \$6 million to NRI.

On July 10, 2013, the Company received ordinary dividends in the amount of \$59 million from HGI. HGI received these dividends from the following:

\$15.5 million from Harleysville Preferred
 \$5.5 million from Harleysville Lake States
 \$2.5 million from Harleysville Insurance Company
 \$2.5 million from Harleysville New York
 \$19 million from Harleysville Worcester
 \$14 million from Harleysville New Jersey

NOTES TO FINANCIAL STATEMENTS

On December 31, 2010, Nationwide Corporation issued a \$272.0 million senior note to the Company in exchange for cash after which Nationwide Corporation purchased a \$272.0 million surplus note to capitalize Olentangy Reinsurance, LLC, a Vermont special purpose financial captive insurance subsidiary of Nationwide Life and Annuity Insurance Company, an affiliate. During the quarter ended June 30, 2013, the senior note was repaid along with the final interest payment.

On June 28, 2013, the Company received ordinary dividends in the amount of \$97.1 million from the following:

\$27.5 million from THI Holdings, Delaware, Inc.
 \$10.0 million from Crestbrook Insurance Company
 \$5.5 million from Allied Group, Inc.
 \$10.0 million from Insurance Intermediaries, Inc.
 \$7.8 million from Nationwide Services Company
 \$36.3 million from Nationwide Corporation

On January 11, 2013, the Company made a capital contribution of \$1.8 million to Nationwide Realty Investors (NRI).

C. Change in Terms of Intercompany Arrangements

Effective January 1, 2013, there are changes to the Nationwide Pool. See Note 26.

L. Downstream Holding Company

Nationwide Corporation, AGI, THI Holdings (Delaware), Inc., and HGI, are unaudited, downstream, noninsurance holding companies. In accordance with the "look through" provisions of SSAP No. 97, *Investments in Subsidiary, Controlled, and Affiliated Entities*, A Replacement of SSAP No. 88, valuation of the admitted investments are based on the individual audited SCA entities owned by the holding companies. Additionally, all non-affiliated liabilities, commitments, contingencies, guarantees or obligations of the holding companies are reflected in their respective carrying values. The unaudited assets and the unaudited SCA entities of the holding companies, both of which are immaterial, are non-admitted. The carrying values of the investments in Nationwide Corporation, Allied Holdings (Delaware), Inc., and THI Holdings (Delaware), Inc. are \$3.7 billion, \$1.5 billion, and \$226.1 million, respectively.

Note 11 – Debt

B. FHLB (Federal Home Loan Bank) Agreements

1. The Company is a member of the Federal Home Loan Bank (FHLB) of Cincinnati. Through its membership, the Company has conducted business activity (borrowings) with the FHLB. It is part of the Company's strategy to utilize these funds as backup liquidity. The Company has determined the actual maximum borrowing capacity as \$600 million. The Company's Board of Directors approved of this amount with consideration of the FHLB's stock ownership and collateralization requirements.

2. FHLB Capital Stock

a. Aggregate Levels

1. Current Year

	1 Total 2 + 3	2 General Account	3 Separate Accounts
a. Membership Stock - Class A	\$ -	\$ -	\$ -
b. Membership Stock - Class B	25,000,000	25,000,000	-
c. Activity Stock	-	-	-
d. Excess Stock	-	-	-
e. Aggregate Total	\$ 25,000,000	\$ 25,000,000	\$ -
f. Actual or estimated Borrowing Capacity as Determined by the Insurer	\$ 600,000,000	XXX	XXX

2. Prior Year-End

	1 Total 2 + 3	2 General Account	3 Separate Accounts
a. Membership Stock - Class A	\$ -	\$ -	\$ -
b. Membership Stock - Class B	25,000,000	25,000,000	-
c. Activity Stock	-	-	-
d. Excess Stock	-	-	-
e. Aggregate Total	\$ 25,000,000	\$ 25,000,000	\$ -
f. Actual or estimated Borrowing Capacity as Determined by the Insurer	\$ 600,000,000	XXX	XXX

b. Membership Stock (Class A and B) Eligible for Redemption

Not applicable.

3. Collateral Pledged to FHLB

Not applicable.

4. Borrowing from FHLB

Not applicable.

NOTES TO FINANCIAL STATEMENTS

Note 12 - Retirement Plans, Deferred Compensation, Postemployment Benefits and Compensated Absences and Other Postretirement Benefit Plans

A. Defined Benefit Plan

4. Components of net periodic benefit cost

	Pension Benefits		
	For the three months ended:		For the year ended
	March 31, 2014	March 31, 2013	December 31, 2013
a. Service cost	\$ 32,933,750	\$ 38,807,250	\$ 148,333,452
b. Interest cost	52,752,750	49,479,250	194,965,643
c. Expected return on plan assets	(67,778,500)	(69,814,750)	(278,808,694)
d. Transition asset or obligation	-	1,274,750	-
e. Gains or losses	231,250	1,014,500	3,947,937
f. Prior service cost or credit	(3,198,000)	(4,115,750)	(9,120,806)
g. Gain or loss recognized due to settlement or curtailment	-	-	-
h. Total net periodic benefit cost	\$ 14,941,250	\$ 16,645,250	\$ 59,317,532

	Postretirement Benefits		
	For the three months ended:		For the year ended
	March 31, 2014	March 31, 2013	December 31, 2013
a. Service cost	\$ 140,750	\$ 162,000	\$ 642,167
b. Interest cost	3,167,500	2,949,500	11,678,113
c. Expected return on plan assets	(2,746,000)	(2,780,000)	(11,119,976)
d. Transition asset or obligation	-	1,458,250	-
e. Gains or losses	-	348,750	1,072,769
f. Prior service cost or credit	1,273,250	(416,500)	5,093,375
g. Gain or loss recognized due to settlement or curtailment	-	-	-
h. Total net periodic benefit cost	\$ 1,835,500	\$ 1,722,000	\$ 7,366,448

	Postemployment & Compensated Absence Benefits		
	For the three months ended:		For the year ended
	March 31, 2014	March 31, 2013	December 31, 2013
a. Service cost	\$ -	\$ -	\$ -
b. Interest cost	-	-	-
c. Expected return on plan assets	-	-	-
d. Transition asset or obligation	-	-	-
e. Gains or losses	-	-	-
f. Prior service cost or credit	-	-	-
g. Gain or loss recognized due to settlement or curtailment	-	-	-
h. Total net periodic benefit cost	\$ -	\$ -	\$ -

Note 13 - Capital and Surplus, Dividend Restrictions and Quasi-Reorganizations

No change.

Note 14 - Contingencies

No change.

Note 15 - Leases

No change.

Note 16 - Information About Financial Instruments With Off-Balance Sheet Risk And Financial Instruments With Concentrations of Credit Risk

No change.

Note 17 - Sale, Transfer and Servicing of Financial Assets and Extinguishments of Liabilities

A. Transfers of Receivables Reported as Sales

No change.

B. Transfers and Servicing of Financial Assets

Not applicable.

C. Wash Sales

Not applicable.

Note 18 - Gain or Loss to the Reporting Entity from Uninsured Plans and the Uninsured Portion of Partially Insured Plans

No change.

Note 19 - Direct Premiums Written/Produced by Managing General Agents/Third Party Administrators

Not applicable.

NOTES TO FINANCIAL STATEMENTS

Note 20 – Fair Value Measurements

Fair value is defined as the price that would be received to sell an asset or paid to transfer a liability in an orderly transaction between market participants at the measurement date. Fair value measurements are based upon observable and unobservable inputs. Observable inputs reflect market data obtained from independent sources while unobservable inputs reflect the Company's view of market assumptions in the absence of observable market information. The Company utilizes valuation techniques that maximize the use of observable inputs and minimize the use of unobservable inputs. In determining fair value, the Company uses various methods including market, income and cost approaches.

The Company categorizes its financial assets and liabilities into a three-level hierarchy based on the priority of the inputs to the valuation technique. The fair value hierarchy gives the highest priority to quoted prices in active markets for identical assets or liabilities (Level 1) and the lowest priority to unobservable inputs (Level 3). If the inputs used to measure fair value fall within different levels of the hierarchy, the category level is based on the lowest priority level input that is significant to the fair value measurement of the instrument in its entirety.

The Company categorizes financial assets and liabilities as follows:

Level 1. Unadjusted quoted prices accessible in active markets for identical assets or liabilities at the measurement date and mutual funds where the value per share (unit) is determined and published daily and is the basis for current transactions.

Level 2. Unadjusted quoted prices for similar assets or liabilities in active markets or inputs (other than quoted prices) that are observable or that are derived principally from or corroborated by observable market data through correlation or other means. Primary inputs to this valuation technique may include comparative trades, bid/asks, interest rate movements, U.S. Treasury rates, U.S. LIBOR, prime rates, cash flows, maturity dates, call ability, estimated prepayments and/or underlying collateral values.

Level 3. Prices or valuation techniques that require inputs that are both unobservable and significant to the overall fair value measurement. Inputs reflect management's best estimate about the assumptions market participants would use at the measurement date in pricing the asset or liability. Consideration is given to the risk inherent in both the method of valuation and the valuation inputs. Primary inputs to this valuation technique include broker quotes and comparative trades.

The Company reviews its fair value hierarchy classifications for financial assets and liabilities quarterly. Changes in observability of significant valuation inputs identified during these reviews may trigger reclassifications. Reclassifications are reported as transfers at the beginning of the period in which the change occurs.

To determine the fair value of bonds and stocks for which market quotations are available, independent pricing services are most often utilized. For these bonds and stocks, the Company obtains the pricing services' methodologies, inputs and assumptions and classifies the investments accordingly in the fair value hierarchy.

A corporate pricing matrix or an internally developed pricing model is used in valuing certain bonds. The corporate pricing matrix is developed using private spreads for bonds with varying weighted average lives and credit quality ratings. The weighted average life and credit quality rating of a particular bond to be priced using the corporate pricing matrix are important inputs into the model and are used to determine a corresponding spread that is added to the appropriate U.S. Treasury yield to create an estimated market yield for that bond. The estimated market yield and other relevant factors are then used to estimate the fair value of the particular bond.

Non-binding broker quotes are also utilized to determine the fair value of certain bonds when quotes are not available from independent pricing services, corporate pricing matrix or internal pricing models. These bonds are classified accordingly in the fair value hierarchy as only one broker quote is ordinarily obtained, the investment is not traded on an exchange, the pricing is not available to other entities and/or the transaction volume in the same or similar investments has decreased. Inputs used in the development of prices are not provided to the Company by the brokers as the brokers often do not provide the necessary transparency into their quotes and methodologies. Broker quotes are subject to validation of price movements that require approval from the Company's management. Management uses its knowledge of the investment and current market conditions to determine if the price is indicative of the investment's fair value.

Fair value of derivative instruments is determined using various valuation techniques relying predominately on observable market inputs. These inputs include interest rate swap curves, credit spreads, interest rates, counterparty credit risk, equity volatility and equity index levels. In cases where observable inputs are not available, the Company will utilize non-binding broker quotes to determine fair value and these instruments are classified accordingly in the fair value hierarchy.

The following table summarizes financial assets and liabilities measured at fair value as of March 31, 2014:

	Level 1	Level 2	Level 3	Total
Assets at Fair Value				
U.S. Government bonds	-	-	-	-
States, Territories and Possessions	-	-	-	-
Political subdivisions	-	-	-	-
Special revenues	-	-	-	-
Hybrid Securities	-	-	-	-
Credit tenant loans	-	-	-	-
Industrial & Misc.	-	164,360,640	15,863,265	180,223,905
Total Bonds	\$ -	\$ 164,360,640	\$ 15,863,265	\$ 180,223,905
Sec Lending	-	5,225,923	-	5,225,923
Preferred Stocks	-	178,000	88,764	266,764
Common Stocks	246,279,330	25,000,000	19,998,240	291,277,570
Loans held for sale	-	-	20,712,507	20,712,507
Separate Account Assets	-	-	-	-
Derivative Assets	-	35,053,527	-	35,053,527
Total Assets at Fair Value	\$ 246,279,330	\$ 229,818,089	\$ 56,662,776	\$ 532,760,196
Liabilities at Fair Value				
Derivatives Liabilities	-	80,298,970	-	80,298,970
Total Liabilities at Fair Value	\$ -	\$ 80,298,970	\$ -	\$ 80,298,970

NOTES TO FINANCIAL STATEMENTS

The following table presents the rollforward of Level 3 financial assets and liabilities held at fair value during the three months ended March 31, 2014:

	Beginning Balance at 12/31/2013	Transfers Into Level 3	Transfers Out of Level 3	Total Gains and (losses) included in Net Income	Total Gains and (losses) included in Surplus	Purchases	Issuances	Sales	Settlements	Ending Balance at 3/31/2014
Assets at Fair Value										
U.S. Government bonds	-	-	-	-	-	-	-	-	-	-
States, Territories and Possessions	-	-	-	-	-	-	-	-	-	-
Political subdivisions	-	-	-	-	-	-	-	-	-	-
Special revenues	-	-	-	-	-	-	-	-	-	-
Hybrid Securities	-	-	-	-	-	-	-	-	-	-
Credit tenant loans	-	-	-	-	-	-	-	-	-	-
Industrial & Misc.	16,805,307	1,060,038	(108,259)	-	2,046,916	16,519	-	(4,126,531)	169,276	15,863,266
Total Bonds	\$ 16,805,307	\$ 1,060,038	\$ (108,259)	\$ -	\$ 2,046,916	\$ 16,519	\$ -	\$ (4,126,531)	\$ 169,276	\$ 15,863,266
Sec Lending	-	-	-	-	-	-	-	-	-	-
Preferred Stocks	88,764	-	-	-	-	-	-	-	-	88,764
Common Stocks	20,116,824	-	-	-	3,918,734	-	-	(4,037,318)	-	19,998,240
Loans held for sale	20,973,568	-	-	-	(608,696)	-	-	(30,293)	377,927	20,712,507
Separate Account Assets	-	-	-	-	-	-	-	-	-	-
Derivative Assets	-	-	-	-	-	-	-	-	-	-
Total Assets at Fair Value	\$ 57,984,463	\$ 1,060,038	\$ (108,259)	\$ -	\$ 5,356,954	\$ 16,519	\$ -	\$ (8,194,142)	\$ 547,203	\$ 56,662,776
Liabilities										
Derivatives Liabilities	-	-	-	-	-	-	-	-	-	-
Total Liabilities	\$ -	\$ -	\$ -	\$ -	\$ -	\$ -	\$ -	\$ -	\$ -	\$ -

The following table summarizes aggregate carrying value and fair value, by level, for all financial assets and liabilities, excluding assets and liabilities reported at fair value, as of March 31, 2014:

	Aggregate Fair Value	Admitted Assets	(Level 1)	(Level 2)	(Level 3)	Not Practicable (Carrying Value)
Assets						
Bonds	\$ 11,464,352,420	\$ 10,801,655,911	\$ 1,491,860,072	\$ 9,693,885,054	\$ 278,607,294	\$ -
Stocks	8,005,075,176	8,005,075,204	-	-	8,005,075,176	-
Mortgage loans	448,121,082	413,763,730	-	-	448,121,082	-
Short-term investments	466,065,138	466,065,138	26,895	466,038,243	-	-
Derivative assets	31,808,943	-	-	31,808,943	-	-
Policy loans	-	-	-	-	-	-
Securities lending collateral assets ¹	26,095,715	26,228,404	-	26,095,715	-	-
Total Assets	\$ 20,441,518,474	\$ 19,712,788,387	\$ 1,491,886,967	\$ 10,217,827,955	\$ 8,731,803,552	\$ -
Liabilities						
Derivative liabilities	\$ (1,864,576)	\$ -	\$ -	\$ (1,864,576)	\$ -	\$ -
Total Liabilities	\$ (1,864,576)	\$ -	\$ -	\$ (1,864,576)	\$ -	\$ -

1 - Includes non admitted assets

Note 21 - Other Items

C. Other Disclosures

On January 7, 2014, Crestbrook Insurance Company issued 30,000 additional shares of common stock. The stock is owned by the Company.

The Company filed an application with the Pennsylvania Insurance Department on September 30, 2013, requesting approval of the distribution of all of the remaining assets of its wholly-owned subsidiary, Harleysville Pennland Insurance Company (Pennland), to the Company; assumption of Pennland's liabilities by the Company; and liquidation and dissolution of Pennland.

Effective July 1, 2013, Nationwide group renewed its Property Per Risk Program on an enterprise-wide basis cover risk underwritten by the Company. The structure remains unchanged at \$115 million excess of \$10 million.

Effective June 1, 2013, the Company renewed its Property Catastrophe Program as follows: South East Regional Tower (covering the states of Delaware, District of Columbia, Georgia, Maryland, Pennsylvania, North Carolina, South Carolina, Virginia, and West Virginia) 70% of \$500.0 million in excess of \$500.0 million; Northeast Regional Tower (covering the states of Connecticut, Maine, Massachusetts, New Hampshire, New Jersey, New York, Pennsylvania, Rhode Island and Vermont) 70% of \$500.0 million in excess of \$500.0 million; National Tower, first layer 70% of \$150.0 million in excess of \$1.0 billion; second layer 70% of \$350.0 million in excess of \$1.2 billion; third layer 70% of \$300.0 million in excess of \$2.2 billion; fourth layer 70% of \$500.0 million in excess of \$2.5 billion.

Effective June 1, 2013, the Company renewed its agreement with Nationwide Insurance Company of Florida for its Property Catastrophe Program as follows: first layer 10% of \$36.0 million excess of \$13.7 million; second layer 100% of \$58.4 million excess of \$49.7 million.

NOTES TO FINANCIAL STATEMENTS

On April 4, 2013, the Company and certain of its affiliates entered into a second agreement with Caelus Re 2013 Limited, a Cayman Islands Special Purpose Reinsurance Vehicle, for the purpose of securing additional collateralized, multi-year property catastrophe loss protection through the capital markets. The catastrophe bonds issued as part of this agreement, referred to as Caelus Re 2013 Limited Series 2013-2, also provide reinsurance coverage to the Company for catastrophic events, including hurricanes and earthquakes. The catastrophe bonds are indemnity, trigger-based bonds where the Company recovers losses in excess of a specified level of catastrophic claims, which is reset annually. The Company's attachment point on these catastrophe bonds is \$1.5 billion, and the reinsurance agreement is effective June 1, 2013 and expires on March 31, 2017.

On March 7, 2013, the Company and certain of its affiliates entered into an agreement with Caelus Re 2013 Limited, a Cayman Islands Special Purpose Reinsurance Vehicle, for the purpose of securing collateralized, multi-year property catastrophe loss protection through the capital markets. Catastrophe bonds issued as part of this agreement provide reinsurance coverage to the Company for events including hurricanes and earthquakes. The catastrophe bonds are indemnity trigger based bonds where the Company recovers losses in excess of a specified level of catastrophic claims, which is reset annually. The Company's attachment point on the Caelus Re 2013 Limited bond is \$1.9 billion. The Caelus Re 2013 Limited agreement is effective June 1, 2013 and expires on February 29, 2016.

On February 4, 2013, Allied Insurance Company of America issued 10,000 additional shares of common stock. The stock is owned by the Company.

On January 18, 2013, Crestbrook Insurance Company issued 8,000 additional shares of common stock. The stock is owned by the Company.

G. Offsetting and Netting of Assets and Liabilities

No assets or liabilities are offset and reported net in accordance with a valid right to offset per SSAP No. 64, Offsetting and Netting of Assets and Liabilities.

Note 22 - Events Subsequent

Type I – Recognized Subsequent Events:

Subsequent events have been considered through May 7, 2014 for the statutory statement issued on May 8, 2014.

Type II – Nonrecognized Subsequent Events:

On April 16, 2014, Nationwide Mutual Insurance Company issued surplus notes with principal amounts of \$400 million. These notes bear semi-annual interest payments over the 30-year term of the notes at 4.95%. The surplus notes are redeemable in whole or in part, at the option of the Company, as is specified in the borrowing agreement for the notes. The Company has obtained approval from the Ohio Department of Insurance to use the net proceeds to redeem the \$400 million principal, 6.60% surplus notes due April 2034, which requires 30-day advance notice of the call date.

Note 23 – Reinsurance

No change.

Note 24 - Retrospectively Rated Contracts and Contracts Subject to Redetermination

F. Risk Sharing Provisions of the Affordable Care Act

Not applicable.

Note 25 - Changes in Incurred Losses and Loss Adjustment Expenses

No change.

Note 26 - Intercompany Pooling Arrangements

The Company is the lead company in the Nationwide Pool. Each member contributes 100% of its underwriting results to the Nationwide Pool through the reinsurance pooling agreement.

Effective January 1, 2013, the Company's pooling percentage changed to 83% from 83.7%. In addition, Nationwide Mutual Fire Insurance Company's pooling percentage changed to 12% from 11.3%. A portfolio transfer was completed to redistribute the assets and liabilities of the Company.

The companies in the Nationwide Pool assuming a proportionate share of the pool as of January 1, 2013, are:

	<u>NAIC#</u>	<u>Pool</u>
Nationwide Mutual Insurance Company	23787	83%
Nationwide Mutual Fire Insurance Company	23779	12%
Scottsdale Insurance Company	41297	4%
Farmland Mutual Insurance Company	13838	1%

Also, effective January 1, 2013, the following companies became zero percent participants in the Nationwide Pool: Harleysville Preferred Insurance Company (NAIC #35696), Harleysville Insurance Company of New Jersey (NAIC #42900), Harleysville Worcester Insurance Company (NAIC #26182), Harleysville Insurance Company of New York (NAIC #10674), Harleysville Pennland Insurance Company (NAIC #40983), Harleysville Lake States Insurance Company (NAIC #14516), and Harleysville Insurance Company (NAIC #23582).

A portfolio transfer was completed to redistribute the assets and liabilities of the seven companies added to the Nationwide Pool to the Company, Nationwide Mutual Fire Insurance Company, Scottsdale Insurance Company, and Farmland Mutual Insurance Company based on their respective pooling percentages.

Note 27 - Structured Settlements

No change.

Note 28 - Health Care Receivables

No change.

NOTES TO FINANCIAL STATEMENTS

Note 29 - Participating Policies

No change.

Note 30 - Premium Deficiency Reserves

No change.

Note 31 - High Deductibles

No change.

Note 32 - Discounting of Liabilities for Unpaid Losses or Unpaid Loss Adjustment Expenses

No change.

Note 33 - Asbestos/Environmental Reserves

No change.

Note 34 - Subscriber Savings Accounts

No change.

Note 35 - Multiple Peril Crop Insurance

No change.

Note 36 - Financial Guaranty Insurance

B. Schedule of Insured Financial Obligations at the End of the Period

Not applicable.

STATEMENT AS OF MARCH 31, 2014 OF THE NATIONWIDE MUTUAL INSURANCE COMPANY
GENERAL INTERROGATORIES

PART 1 - COMMON INTERROGATORIES

GENERAL

- 1.1 Did the reporting entity experience any material transactions requiring the filing of Disclosure of Material Transactions with the State of Domicile, as required by the Model Act? Yes [] No [X]
- 1.2 If yes, has the report been filed with the domiciliary state? Yes [] No []
- 2.1 Has any change been made during the year of this statement in the charter, by-laws, articles of incorporation, or deed of settlement of the reporting entity? Yes [] No [X]
- 2.2 If yes, date of change:
- 3.1 Is the reporting entity a member of an Insurance Holding Company System consisting of two or more affiliated persons, one or more of which is an insurer? Yes [X] No []
 If yes, complete Schedule Y, Parts 1 and 1A.
- 3.2 Have there been any substantial changes in the organizational chart since the prior quarter end? Yes [] No [X]
- 3.3 If the response to 3.2 is yes, provide a brief description of those changes.
- 4.1 Has the reporting entity been a party to a merger or consolidation during the period covered by this statement? Yes [] No [X]
- 4.2 If yes, provide the name of the entity, NAIC Company Code, and state of domicile (use two letter state abbreviation) for any entity that has ceased to exist as a result of the merger or consolidation.

1 Name of Entity	2 NAIC Company Code	3 State of Domicile

5. If the reporting entity is subject to a management agreement, including third-party administrator(s), managing general agent(s), attorney-in-fact, or similar agreement, have there been any significant changes regarding the terms of the agreement or principals involved? Yes [] No [X] N/A []
 If yes, attach an explanation.
- 6.1 State as of what date the latest financial examination of the reporting entity was made or is being made. 12/31/2011
- 6.2 State the as of date that the latest financial examination report became available from either the state of domicile or the reporting entity. This date should be the date of the examined balance sheet and not the date the report was completed or released. 12/31/2011
- 6.3 State as of what date the latest financial examination report became available to other states or the public from either the state of domicile or the reporting entity. This is the release date or completion date of the examination report and not the date of the examination (balance sheet date). 04/07/2013
- 6.4 By what department or departments?
 OH
- 6.5 Have all financial statement adjustments within the latest financial examination report been accounted for in a subsequent financial statement filed with Departments? Yes [] No [] N/A [X]
- 6.6 Have all of the recommendations within the latest financial examination report been complied with? Yes [] No [] N/A [X]
- 7.1 Has this reporting entity had any Certificates of Authority, licenses or registrations (including corporate registration, if applicable) suspended or revoked by any governmental entity during the reporting period? Yes [] No [X]
- 7.2 If yes, give full information:
- 8.1 Is the company a subsidiary of a bank holding company regulated by the Federal Reserve Board? Yes [] No [X]
- 8.2 If response to 8.1 is yes, please identify the name of the bank holding company.
- 8.3 Is the company affiliated with one or more banks, thrifts or securities firms? Yes [X] No []
- 8.4 If response to 8.3 is yes, please provide below the names and location (city and state of the main office) of any affiliates regulated by a federal regulatory services agency [i.e. the Federal Reserve Board (FRB), the Office of the Comptroller of the Currency (OCC), the Federal Deposit Insurance Corporation (FDIC) and the Securities Exchange Commission (SEC)] and identify the affiliate's primary federal regulator.

1 Affiliate Name	2 Location (City, State)	3 FRB	4 OCC	5 FDIC	6 SEC
Nationwide Bank	Columbus, OH	NO	YES	NO	NO
Nationwide Mutual Insurance Company	Columbus, OH	YES	NO	NO	NO
Nationwide Mutual Fire Insurance Company	Columbus, OH	YES	NO	NO	NO
Nationwide Corporation	Columbus, OH	YES	NO	NO	NO
Nationwide Financial Services, Inc.	Columbus, OH	YES	NO	NO	NO
Nationwide Investment Services Corp	Columbus, OH	NO	NO	NO	YES
Nationwide Investment Advisors, LLC	Columbus, OH	NO	NO	NO	YES
Nationwide Securities, LLC	Dublin, OH	NO	NO	NO	YES
Nationwide Fund Advisors	King of Prussia, PA	NO	NO	NO	YES
Nationwide Fund Distributors, LLC	King of Prussia, PA	NO	NO	NO	YES
Nationwide Asset Management, LLC	Columbus, OH	NO	NO	NO	YES

GENERAL INTERROGATORIES

- 9.1 Are the senior officers (principal executive officer, principal financial officer, principal accounting officer or controller, or persons performing similar functions) of the reporting entity subject to a code of ethics, which includes the following standards? Yes [X] No []
- (a) Honest and ethical conduct, including the ethical handling of actual or apparent conflicts of interest between personal and professional relationships;
- (b) Full, fair, accurate, timely and understandable disclosure in the periodic reports required to be filed by the reporting entity;
- (c) Compliance with applicable governmental laws, rules and regulations;
- (d) The prompt internal reporting of violations to an appropriate person or persons identified in the code; and
- (e) Accountability for adherence to the code.
- 9.11 If the response to 9.1 is No, please explain:
- 9.2 Has the code of ethics for senior managers been amended? Yes [] No [X]
- 9.21 If the response to 9.2 is Yes, provide information related to amendment(s).
- 9.3 Have any provisions of the code of ethics been waived for any of the specified officers? Yes [] No [X]
- 9.31 If the response to 9.3 is Yes, provide the nature of any waiver(s).

FINANCIAL

- 10.1 Does the reporting entity report any amounts due from parent, subsidiaries or affiliates on Page 2 of this statement? Yes [X] No []
- 10.2 If yes, indicate any amounts receivable from parent included in the Page 2 amount: \$

INVESTMENT

- 11.1 Were any of the stocks, bonds, or other assets of the reporting entity loaned, placed under option agreement, or otherwise made available for use by another person? (Exclude securities under securities lending agreements.) Yes [] No [X]
- 11.2 If yes, give full and complete information relating thereto:
12. Amount of real estate and mortgages held in other invested assets in Schedule BA: \$ 1,067,144,159
13. Amount of real estate and mortgages held in short-term investments: \$
- 14.1 Does the reporting entity have any investments in parent, subsidiaries and affiliates? Yes [X] No []
- 14.2 If yes, please complete the following:
- | | 1
Prior Year-End
Book/Adjusted
Carrying Value | 2
Current Quarter
Book/Adjusted
Carrying Value |
|---|--|---|
| 14.21 Bonds | \$ | \$ |
| 14.22 Preferred Stock | \$ 2,770,000 | \$ 2,785,000 |
| 14.23 Common Stock | \$ 7,716,755,792 | \$ 8,002,290,176 |
| 14.24 Short-Term Investments | \$ 146,643,347 | \$ 136,081,979 |
| 14.25 Mortgage Loans on Real Estate | \$ | \$ |
| 14.26 All Other | \$ 1,885,050,049 | \$ 1,906,252,651 |
| 14.27 Total Investment in Parent, Subsidiaries and Affiliates (Subtotal Lines 14.21 to 14.26) | \$ 9,751,219,188 | \$ 10,047,409,806 |
| 14.28 Total Investment in Parent included in Lines 14.21 to 14.26 above | \$ | \$ |
- 15.1 Has the reporting entity entered into any hedging transactions reported on Schedule DB? Yes [X] No []
- 15.2 If yes, has a comprehensive description of the hedging program been made available to the domiciliary state? Yes [X] No []
- If no, attach a description with this statement.

STATEMENT AS OF MARCH 31, 2014 OF THE NATIONWIDE MUTUAL INSURANCE COMPANY
GENERAL INTERROGATORIES

16. For the reporting entity's security lending program, state the amount of the following as of the current statement date:
- | | |
|--|--------------------|
| 16.1 Total fair value of reinvested collateral assets reported on Schedule DL, Parts 1 and 2 | \$31,321,638 |
| 16.2 Total book adjusted/carrying value of reinvested collateral assets reported on Schedule DL, Parts 1 and 2 | \$31,454,327 |
| 16.3 Total payable for securities lending reported on the liability page | \$37,040,502 |

17. Excluding items in Schedule E - Part 3 - Special Deposits, real estate, mortgage loans and investments held physically in the reporting entity's offices, vaults or safety deposit boxes, were all stocks, bonds and other securities, owned throughout the current year held pursuant to a custodial agreement with a qualified bank or trust company in accordance with Section 1, III - General Examination Considerations, F. Outsourcing of Critical Functions, Custodial or Safekeeping Agreements of the NAIC Financial Condition Examiners Handbook? Yes No
- 17.1 For all agreements that comply with the requirements of the NAIC Financial Condition Examiners Handbook, complete the following:

1 Name of Custodian(s)	2 Custodian Address
The Bank of New York Mellon	1 Wall Street, New York, NY 10286
The Royal Trust of Canada	155 Wellington St. W 2nd Floor Toronto, Ontario Canada M5V 3L3
Federal Home Loan Bank	221 E. 4th St, Suite 1000, Cincinnati, OH 45202

- 17.2 For all agreements that do not comply with the requirements of the NAIC Financial Condition Examiners Handbook, provide the name, location and a complete explanation:

1 Name(s)	2 Location(s)	3 Complete Explanation(s)

- 17.3 Have there been any changes, including name changes, in the custodian(s) identified in 17.1 during the current quarter? Yes No

- 17.4 If yes, give full information relating thereto:

1 Old Custodian	2 New Custodian	3 Date of Change	4 Reason

- 17.5 Identify all investment advisors, brokers/dealers or individuals acting on behalf of broker/dealers that have access to the investment accounts, handle securities and have authority to make investments on behalf of the reporting entity:

1 Central Registration Depository	2 Name(s)	3 Address
N/A	Members of the investment staff designated by the Chief Investment Officer as detailed in the Corporate Resolution	One Nationwide Plaza, Columbus, OH 43215

- 18.1 Have all the filing requirements of the Purposes and Procedures Manual of the NAIC Securities Valuation Office been followed? Yes No

- 18.2 If no, list exceptions:

GENERAL INTERROGATORIES

PART 2 - PROPERTY & CASUALTY INTERROGATORIES

1. If the reporting entity is a member of a pooling arrangement, did the agreement or the reporting entity's participation change? Yes [] No [X] N/A []
If yes, attach an explanation.

2. Has the reporting entity reinsured any risk with any other reporting entity and agreed to release such entity from liability, in whole or in part, from any loss that may occur on the risk, or portion thereof, reinsured? Yes [] No [X]
If yes, attach an explanation.

3.1 Have any of the reporting entity's primary reinsurance contracts been canceled? Yes [] No [X]

3.2 If yes, give full and complete information thereto.

4.1 Are any of the liabilities for unpaid losses and loss adjustment expenses other than certain workers' compensation tabular reserves (see Annual Statement Instructions pertaining to disclosure of discounting for definition of "tabular reserves") discounted at a rate of interest greater than zero? Yes [X] No []

4.2 If yes, complete the following schedule:

1 Line of Business	2 Maximum Interest	3 Discount Rate	TOTAL DISCOUNT				DISCOUNT TAKEN DURING PERIOD			
			4 Unpaid Losses	5 Unpaid LAE	6 IBNR	7 TOTAL	8 Unpaid Losses	9 Unpaid LAE	10 IBNR	11 TOTAL
Non-renewable for stated reasons only	10.3	5.500	226,722	9,900		236,622	652	100		752
TOTAL			226,722	9,900		236,622	652	100		752

5. Operating Percentages:

5.1 A&H loss percent68.800 %

5.2 A&H cost containment percent(0.020)%

5.3 A&H expense percent excluding cost containment expenses30.100 %

6.1 Do you act as a custodian for health savings accounts? Yes [] No [X]

6.2 If yes, please provide the amount of custodial funds held as of the reporting date\$.....

6.3 Do you act as an administrator for health savings accounts? Yes [] No [X]

6.4 If yes, please provide the balance of the funds administered as of the reporting date\$.....

SCHEDULE F - CEDED REINSURANCE

Showing All New Reinsurers - Current Year to Date

1 NAIC Company Code	2 ID Number	3 Name of Reinsurer	4 Domiciliary Jurisdiction	5 Type of Reinsurer	6 Certified Reinsurer Rating (1 through 6)	7 Effective Date of Certified Reinsurer Rating
NONE						

STATEMENT AS OF MARCH 31, 2014 OF THE NATIONWIDE MUTUAL INSURANCE COMPANY

SCHEDULE T - EXHIBIT OF PREMIUMS WRITTEN

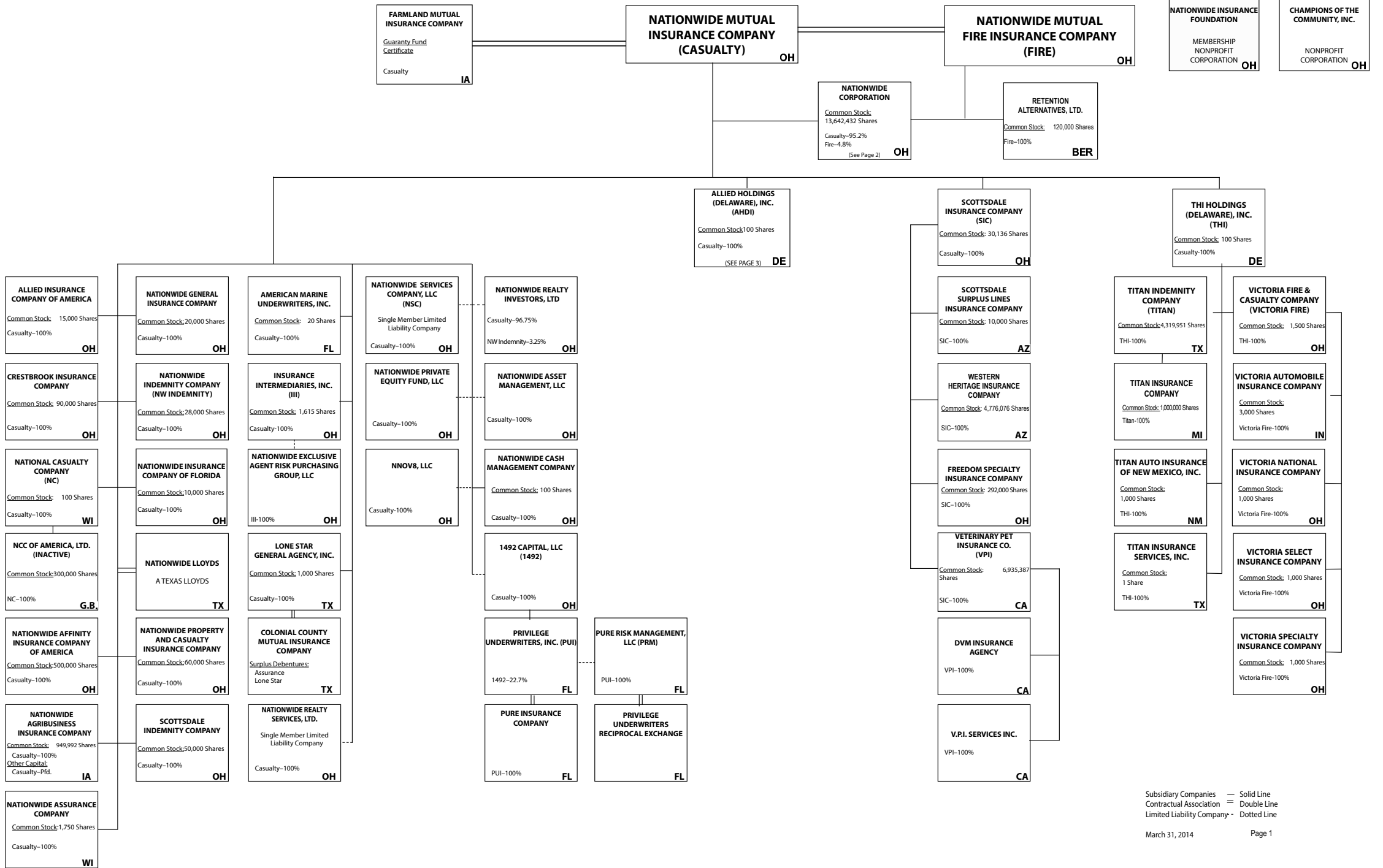
Current Year to Date - Allocated by States and Territories

	1	Direct Premiums Written		Direct Losses Paid (Deducting Salvage)		Direct Losses Unpaid		
		Active Status	2 Current Year To Date	3 Prior Year To Date	4 Current Year To Date	5 Prior Year To Date	6 Current Year To Date	7 Prior Year To Date
1. Alabama AL	L		3,480,291	3,606,076	989,769	2,016,328	15,174,725	15,363,758
2. Alaska AK	L		51,211	59,140	(763)	12,988	329,776	83,828
3. Arizona AZ	L		3,568,756	3,252,872	1,371,746	3,739,570	13,556,397	19,126,679
4. Arkansas AR	L		12,070,806	13,408,702	6,456,491	8,149,043	15,656,698	16,831,576
5. California CA	L		69,303,320	61,039,081	30,440,015	33,093,197	167,782,035	157,738,092
6. Colorado CO	L		4,923,501	5,316,225	2,879,259	2,226,415	15,726,277	18,065,224
7. Connecticut CT	L		20,746,909	23,721,078	14,625,721	20,508,308	70,074,900	85,996,482
8. Delaware DE	L		25,601,167	26,307,017	12,990,571	18,155,860	64,926,551	73,353,701
9. District of Columbia DC	L		2,211,622	2,422,916	1,101,968	927,655	4,692,875	6,106,277
10. Florida FL	L		4,864,724	5,839,186	4,201,981	7,004,220	60,585,322	80,679,756
11. Georgia GA	L		6,325,717	7,119,532	3,397,664	3,897,318	21,031,657	17,911,772
12. Hawaii HI	L		101,744	88,510	5,047	22,099	39,576	35,708
13. Idaho ID	L		1,694,188	1,810,699	669,798	1,096,608	2,868,438	2,586,294
14. Illinois IL	L		4,121,037	4,037,240	3,697,006	2,508,807	18,536,901	17,068,261
15. Indiana IN	L		11,156,236	11,442,910	5,002,652	4,952,586	18,137,454	21,504,352
16. Iowa IA	L		26,449,302	28,487,713	10,230,895	10,805,323	53,121,885	56,063,908
17. Kansas KS	L		10,706,336	12,463,649	3,845,496	5,607,749	23,121,048	23,458,115
18. Kentucky KY	L		7,831,987	7,974,688	4,099,274	4,271,190	13,646,059	17,003,586
19. Louisiana LA	L		647,372	652,776	166,806	358,763	885,522	1,472,888
20. Maine ME	L		419,575	365,969	634,936	522,806	1,686,213	1,210,745
21. Maryland MD	L		47,305,451	55,117,329	23,622,305	27,043,658	118,507,657	131,280,287
22. Massachusetts MA	L		3,658,708	2,906,526	1,935,641	1,539,389	8,152,331	6,742,549
23. Michigan MI	L		1,010,460	1,453,982	611,693	640,685	19,693,037	19,343,060
24. Minnesota MN	L		4,662,601	4,729,138	1,407,459	1,519,999	14,581,534	12,933,436
25. Mississippi MS	L		10,472,072	9,754,225	4,175,886	7,538,317	17,518,263	23,984,984
26. Missouri MO	L		9,320,060	8,672,086	4,515,182	5,037,832	34,632,891	37,567,586
27. Montana MT	L		1,958,652	2,802,826	486,378	1,021,958	2,080,088	2,440,580
28. Nebraska NE	L		10,083,990	10,315,905	3,128,883	3,630,003	30,101,936	26,706,846
29. Nevada NV	L		3,788,060	3,707,527	1,385,129	2,383,659	11,927,169	12,428,905
30. New Hampshire NH	L		2,862,857	3,033,654	1,672,484	2,238,676	5,551,677	6,681,403
31. New Jersey NJ	L		2,759,394	3,102,094	2,607,943	1,982,475	71,917,624	73,594,248
32. New Mexico NM	L		1,227,964	1,713,513	297,116	426,521	3,698,837	5,199,079
33. New York NY	L		29,454,478	30,522,509	18,771,076	17,194,887	110,970,737	123,616,266
34. North Carolina NC	L		113,959,622	124,223,801	63,058,273	58,455,496	169,275,641	182,801,311
35. North Dakota ND	L		2,267,658	2,780,982	777,273	771,135	3,101,781	3,381,682
36. Ohio OH	L		81,405,047	83,444,911	44,389,738	42,670,381	109,447,325	114,241,507
37. Oklahoma OK	L		662,724	617,410	331,274	302,003	1,068,168	721,915
38. Oregon OR	L		3,099,278	3,226,185	1,708,151	2,578,109	6,828,030	8,670,121
39. Pennsylvania PA	L		112,753,591	116,552,414	63,332,113	64,150,511	618,296,870	645,598,436
40. Rhode Island RI	L		11,824,386	12,328,420	7,823,485	7,191,507	24,546,608	24,389,474
41. South Carolina SC	L		22,851,484	27,039,171	14,371,989	13,454,461	55,884,647	57,829,763
42. South Dakota SD	L		3,442,770	3,526,531	836,257	932,803	9,564,471	10,710,979
43. Tennessee TN	L		15,500,546	18,201,634	6,713,818	8,092,796	31,325,554	35,866,020
44. Texas TX	L		31,591,524	33,809,597	17,795,473	15,326,263	32,976,104	35,737,897
45. Utah UT	L		2,166,266	2,315,238	373,720	826,450	5,101,126	4,984,306
46. Vermont VT	L		3,300,835	3,304,047	1,448,491	1,572,844	6,007,323	4,985,739
47. Virginia VA	L		72,311,482	73,871,397	38,351,307	34,614,343	139,921,125	157,562,463
48. Washington WA	L		4,252,306	4,594,881	2,860,520	1,560,150	9,676,665	12,376,041
49. West Virginia WV	L		37,035,032	41,874,036	18,829,041	19,355,848	57,832,352	65,433,826
50. Wisconsin WI	L		4,549,923	4,833,654	2,748,533	1,806,066	23,911,021	26,158,564
51. Wyoming WY	L		4,194,447	3,983,087	2,037,712	962,621	5,042,939	6,484,637
52. American Samoa AS	N							
53. Guam GU	N							
54. Puerto Rico PR	N							
55. U.S. Virgin Islands VI	L						(8)	(10)
56. Northern Mariana Islands MP	N							
57. Canada CAN	N							
58. Aggregate Other Alien OT	XXX							
59. Totals	(a) 52		872,009,469	917,774,689	459,210,675	476,698,679	2,340,721,832	2,512,114,902
DETAILS OF WRITE-INS								
58001.	XXX							
58002.	XXX							
58003.	XXX							
58998. Summary of remaining write-ins for Line 58 from overflow page	XXX							
58999. Totals (Lines 58001 through 58003 plus 58998)(Line 58 above)	XXX							

(L) Licensed or Chartered - Licensed Insurance Carrier or Domiciled RRG; (R) Registered - Non-domiciled RRGs; (Q) Qualified - Qualified or Accredited Reinsurer; (E) Eligible - Reporting Entities eligible or approved to write Surplus Lines in the state; (N) None of the above - Not allowed to write business in the state.

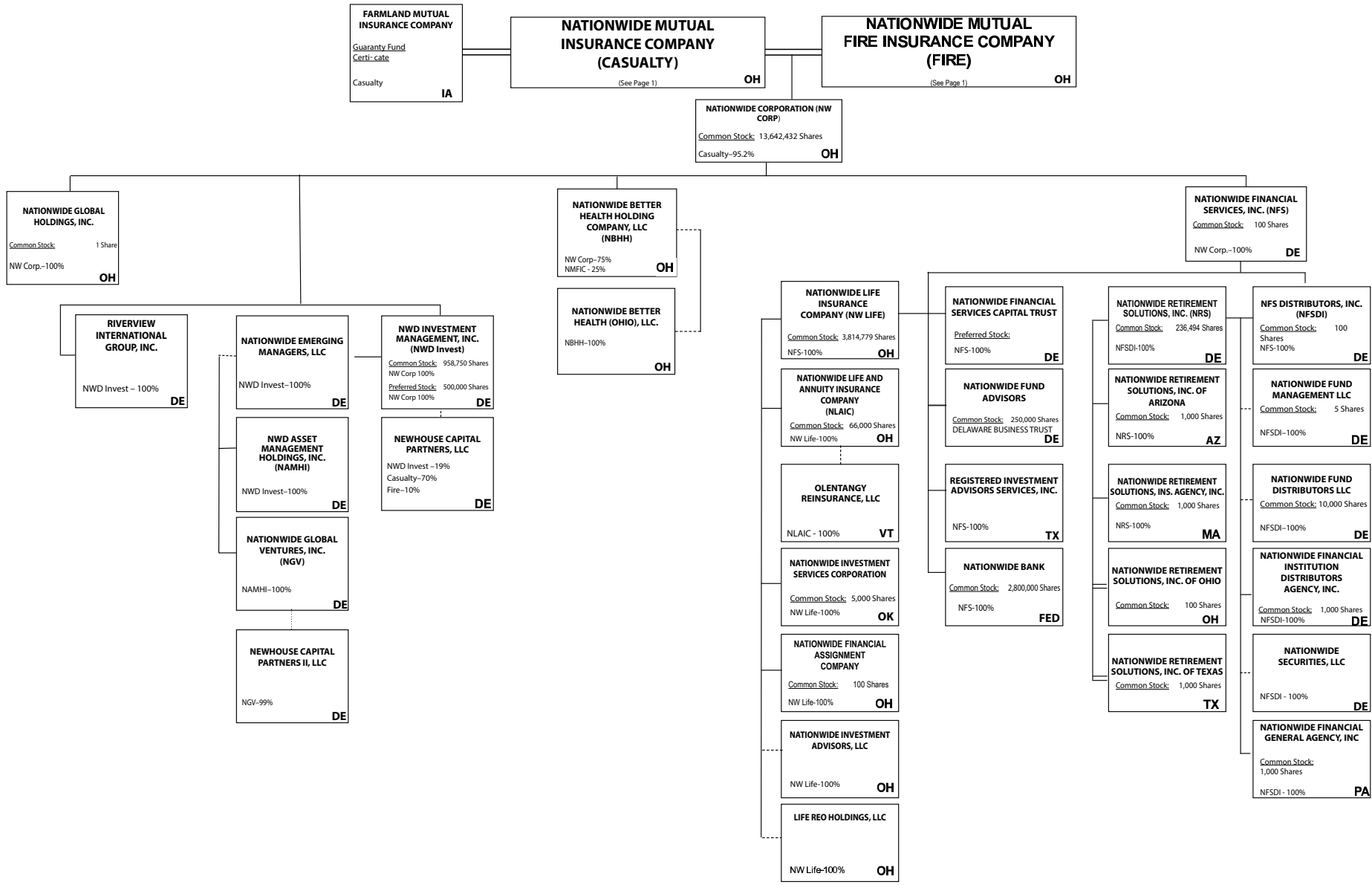
(a) Insert the number of L responses except for Canada and Other Alien.

NATIONWIDE®



STATEMENT AS OF MARCH 31, 2014 OF THE NATIONWIDE MUTUAL INSURANCE COMPANY

NATIONWIDE®

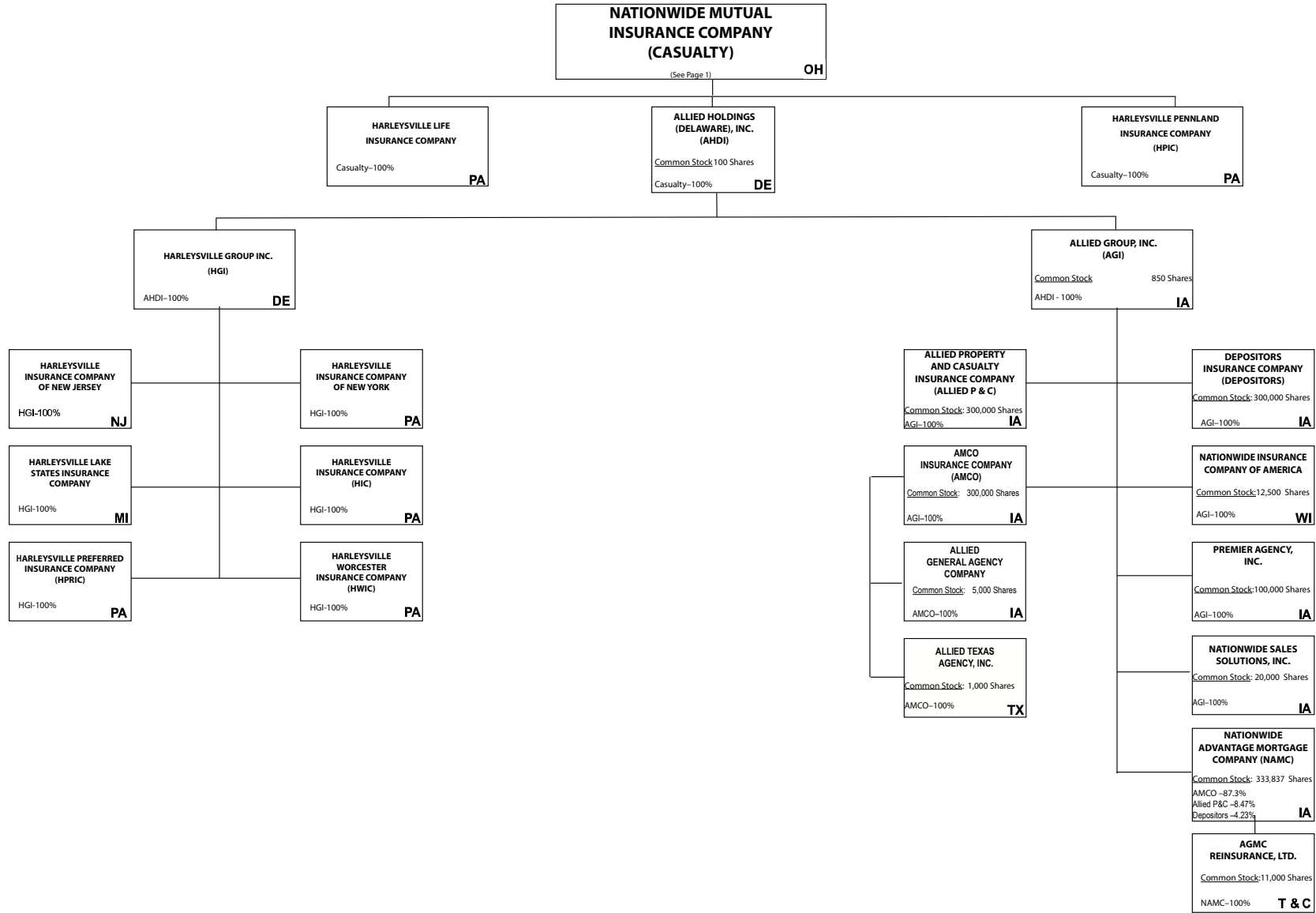


Subsidiary Companies — Solid Line
Contractual Association = Double Line
Limited Liability Company - - Dotted Line

STATEMENT AS OF MARCH 31, 2014 OF THE NATIONWIDE MUTUAL INSURANCE COMPANY

11.1

NATIONWIDE®



11.2

Subsidiary Companies — Solid Line
 Contractual Association = Double Line
 Limited Liability Company - - Dotted Line

STATEMENT AS OF MARCH 31, 2014 OF THE NATIONWIDE MUTUAL INSURANCE COMPANY

NATIONWIDE INSURANCE COMPANIES

NAIC Group Code	Group Name	NAIC Company Code	State of Domicile	Federal ID Number	Name of Company
0140	Nationwide	10127	OH	27-0114983	Allied Insurance Company of America
0140	Nationwide	42579	IA	42-1201931	Allied Property and Casualty Insurance Company
0140	Nationwide	19100	IA	42-6054959	AMCO Insurance Company
0140	Nationwide	29262	TX	74-1061659	Colonial County Mutual Insurance Company
0140	Nationwide	18961	OH	68-0066866	Crestbrook Insurance Company
0140	Nationwide	42587	IA	42-1207150	Depositors Insurance Company
0140	Nationwide	13838	IA	42-0618271	Farmland Mutual Insurance Company
0140	Nationwide	22209	OH	75-6013587	Freedom Specialty Insurance Company
0140	Nationwide	23582	PA	41-0417250	Harleysville Insurance Company
0140	Nationwide	42900	NJ	23-2253669	Harleysville Insurance Company of New Jersey
0140	Nationwide	10674	PA	23-2864924	Harleysville Insurance Company of New York
0140	Nationwide	14516	MI	38-3198542	Harleysville Lake States Insurance Company
0140	Nationwide	64327	PA	23-1580983	Harleysville Life Insurance Company
0140	Nationwide	40983	PA	23-2612951	* Harleysville Pennland Insurance Company
0140	Nationwide	35696	PA	23-2384978	Harleysville Preferred Insurance Company
0140	Nationwide	26182	PA	04-1989660	Harleysville Worcester Insurance Company
0140	Nationwide	11991	WI	38-0865250	National Casualty Company
0140	Nationwide	26093	OH	48-0470690	Nationwide Affinity Insurance Company of America
0140	Nationwide	28223	IA	42-1015537	Nationwide Agribusiness Insurance Company
0140	Nationwide	10723	WI	95-0639970	Nationwide Assurance Company
0140	Nationwide	23760	OH	31-4425763	Nationwide General Insurance Company
0140	Nationwide	10070	OH	31-1399201	Nationwide Indemnity Company
0140	Nationwide	25453	WI	95-2130882	Nationwide Insurance Company of America
0140	Nationwide	10948	OH	31-1613686	Nationwide Insurance Company of Florida
0140	Nationwide	92657	OH	31-1000740	Nationwide Life and Annuity Insurance Company
0140	Nationwide	66869	OH	31-4156830	Nationwide Life Insurance Company
0140	Nationwide	42110	TX	75-1780981	Nationwide Lloyds
0140	Nationwide	23779	OH	31-4177110	Nationwide Mutual Fire Insurance Company
0140	Nationwide	23787	OH	31-4177100	Nationwide Mutual Insurance Company
0140	Nationwide	37877	OH	31-0970750	Nationwide Property & Casualty Insurance Company
0140	Nationwide	13999	VT	27-1712056	Olentangy Reinsurance, LLC
0140	Nationwide	15580	OH	31-1117969	Scottsdale Indemnity Company
0140	Nationwide	41297	OH	31-1024978	Scottsdale Insurance Company
0140	Nationwide	10672	AZ	86-0835870	Scottsdale Surplus Lines Insurance Company
0140	Nationwide	13242	TX	74-2286759	Titan Indemnity Company
0140	Nationwide	36269	MI	86-0619597	Titan Insurance Company
0140	Nationwide	42285	CA	95-3750113	Veterinary Pet Insurance Company
0140	Nationwide	10644	OH	34-1785903	Victoria Automobile Insurance Company
0140	Nationwide	42889	OH	34-1394913	Victoria Fire & Casualty Company
0140	Nationwide	10778	OH	34-1842604	Victoria National Insurance Company
0140	Nationwide	10105	OH	34-1777972	Victoria Select Insurance Company
0140	Nationwide	10777	OH	34-1842602	Victoria Specialty Insurance Company
0140	Nationwide	37150	AZ	86-0561941	Western Heritage Insurance Company
4664	PURE	12873	FL	20-8287105	Privilege Underwriters Reciprocal Exchange
4664	PURE	13204	FL	26-3109178	PURE Insurance Company

* Harleysville Pennland surrendered its Certificate of Authority effective 11/2/2013

STATEMENT AS OF MARCH 31, 2014 OF THE NATIONWIDE MUTUAL INSURANCE COMPANY

SCHEDULE Y

PART 1A - DETAIL OF INSURANCE HOLDING COMPANY SYSTEM

1	2	3	4	5	6	7	8	9	10	11	12	13	14	15
Group Code	Group Name	NAIC Company Code	Federal ID Number	Federal RSSD	CIK	Name of Securities Exchange if Publicly Traded (U.S. or International)	Names of Parent, Subsidiaries Or Affiliates	Domiciliary Location	Relationship to Reporting Entity	Directly Controlled by (Name of Entity/Person)	Type of Control (Ownership, Board, Management, Attorney-in-Fact, Influence, Other)	If Control is Ownership Provide Percentage	Ultimate Controlling Entity(ies)/Person(s)	*
0140	Nationwide		31-1486309	4590018			10 W. Nationwide, LLC	OH	NIA	Nationwide Realty Investors, Ltd.	Ownership	100.000	Nationwide Mutual Insurance Company	
0140	Nationwide		31-1486309	4594954			101 N. Twentieth St, LLC	OH	NIA	Nationwide Realty Investors, Ltd.	Ownership	100.000	Nationwide Mutual Insurance Company	
0140	Nationwide		31-1733036	4594963			120 Acre Partners, LLC	DE	NIA	Nationwide Realty Investors, Ltd.	Ownership	95.000	Nationwide Mutual Insurance Company	1
0140	Nationwide		26-2451988	4288132			1492 Capital, LLC	OH	NIA	Nationwide Mutual Insurance Company	Ownership	100.000	Nationwide Mutual Insurance Company	
0140	Nationwide		20-1347603	4594806			180 E. Broad Partners, LLC	OH	NIA	Nationwide Realty Investors, Ltd.	Ownership	33.330	Nationwide Mutual Insurance Company	1
0140	Nationwide		31-1580283	4590835			400 West Nationwide Boulevard, LLC	OH	NIA	NWD Investments, LLC	Ownership	100.000	Nationwide Mutual Insurance Company	
0140	Nationwide		31-1580283	4591140			425 West Nationwide Boulevard, LLC	OH	NIA	NWD Investments, LLC	Ownership	100.000	Nationwide Mutual Insurance Company	
0140	Nationwide		31-1486309	4595009			44 Chestnut, LLC	OH	NIA	Nationwide Realty Investors, Ltd.	Ownership	100.000	Nationwide Mutual Insurance Company	
0140	Nationwide		20-4939866	4590497			775 Yard Street Restaurant, LLC	OH	NIA	NRI Equity Land Investments, LLC	Ownership	100.000	Nationwide Mutual Insurance Company	
0140	Nationwide		20-4939866	4590750			775 Yard Street, LLC	OH	NIA	NRI Equity Land Investments, LLC	Ownership	100.000	Nationwide Mutual Insurance Company	
0140	Nationwide		20-4939866	4590602			800 Bobcat Avenue, LLC	OH	NIA	NRI Equity Land Investments, LLC	Ownership	100.000	Nationwide Mutual Insurance Company	
0140	Nationwide		20-4939866				800 Goodale Boulevard, LLC	OH	NIA	NRI Equity Land Investments, LLC	Ownership	100.000	Nationwide Mutual Insurance Company	
0140	Nationwide		20-4939866				800 Rail Street, LLC	OH	NIA	NRI Equity Land Investments, LLC	Ownership	100.000	Nationwide Mutual Insurance Company	
0140	Nationwide		20-4939866				800 Yard Street, LLC	OH	NIA	NRI Equity Land Investments, LLC	Ownership	100.000	Nationwide Mutual Insurance Company	
0140	Nationwide		20-4939866	4590778			805 Bobcat Avenue, LLC	OH	NIA	NRI Equity Land Investments, LLC	Ownership	100.000	Nationwide Mutual Insurance Company	
0140	Nationwide		20-4939866	4590611			845 Yard Street, LLC	OH	NIA	NRI Equity Land Investments, LLC	Ownership	100.000	Nationwide Mutual Insurance Company	
0140	Nationwide		20-4939866	4590787			850 Goodale Blvd., LLC	OH	NIA	NRI Equity Land Investments, LLC	Ownership	100.000	Nationwide Mutual Insurance Company	
0140	Nationwide		20-4939866	4590714			895 W. Third Ave., LLC	OH	NIA	NRI Equity Land Investments, LLC	Ownership	100.000	Nationwide Mutual Insurance Company	
0140	Nationwide		20-4939866	4590714			925 Burrell Avenue Acquisitions, LLC	OH	NIA	NRI Equity Land Investments, LLC	Ownership	100.000	Nationwide Mutual Insurance Company	
0140	Nationwide		31-1680808	4594833			AD Investments, LLC	OH	NIA	Nationwide Realty Investors, Ltd.	Ownership	60.000	Nationwide Mutual Insurance Company	1
0140	Nationwide		31-1580283	4590992			ADTV, LLC	OH	NIA	NWD Investments, LLC	Ownership	100.000	Nationwide Mutual Insurance Company	
0140	Nationwide		52-2227314	42877247			AGMC Reinsurance, Ltd.	TCA	IA	Nationwide Advantage Mortgage Company	Ownership	100.000	Nationwide Mutual Insurance Company	
0140	Nationwide		42-1011300	4287229			ALLIED General Agency Company	IA	IA	AMCO Insurance Company	Ownership	100.000	Nationwide Mutual Insurance Company	
0140	Nationwide		42-0958655	1677548			ALLIED Group, Inc.	IA	IA	Allied Holdings (Delaware), Inc.	Ownership	100.000	Nationwide Mutual Insurance Company	
0140	Nationwide		46-4628790	4613462			Allied Holdings (Delaware), Inc.	DE	IA	Nationwide Mutual Insurance Company	Ownership	100.000	Nationwide Mutual Insurance Company	
0140	Nationwide	10127	27-0114983	4288169			ALLIED Insurance Company of America	OH	IA	Nationwide Mutual Insurance Company	Ownership	100.000	Nationwide Mutual Insurance Company	
0140	Nationwide	45279	42-1201931	4287144			ALLIED Property and Casualty Insurance Company	IA	IA	ALLIED Group, Inc.	Ownership	100.000	Nationwide Mutual Insurance Company	
0140	Nationwide		42-1527863	4287238			ALLIED Texas Agency, Inc.	TX	IA	AMCO Insurance Company	Ownership	100.000	Nationwide Mutual Insurance Company	
0140	Nationwide	19100	42-6054959	4287153			AMCO Insurance Company	IA	IA	ALLIED Group, Inc.	Ownership	100.000	Nationwide Mutual Insurance Company	
0140	Nationwide		59-1031596	4288011			American Marine Underwriters, Inc.	FL	IA	Nationwide Mutual Insurance Company	Ownership	100.000	Nationwide Mutual Insurance Company	
0140	Nationwide		31-1486309	4595036			Anderson Meadows, LLC	OH	NIA	Nationwide Realty Investors, Ltd.	Ownership	100.000	Nationwide Mutual Insurance Company	
0140	Nationwide		31-1580283	4591177			Arena District CA I, LLC	OH	NIA	NWD Investments, LLC	Ownership	100.000	Nationwide Mutual Insurance Company	
0140	Nationwide		90-0280710				Arena District Owners Association	OH	OTH	Other non-Nationwide	n/a	0.000	Other non-Nationwide	2
0140	Nationwide		31-1580283	4591010			Arena Theatres, LLC	OH	NIA	NWD Investments, LLC	Ownership	100.000	Nationwide Mutual Insurance Company	
0140	Nationwide			4595371			Artessa at Quarry Village, LLC	TX	OTH	Other non-Nationwide	n/a	0.000	Other non-Nationwide	2
0140	Nationwide			4595371			BCCS Investment Fund LLC	DE	OTH	Nationwide Mutual Insurance Company	Ownership	100.000	Nationwide Mutual Insurance Company	
0140	Nationwide		31-1184438	4594842			Boulevard Inn Limited Liability Company	OH	NIA	Nationwide Realty Investors, Ltd.	Ownership	94.800	Nationwide Mutual Insurance Company	1
0140	Nationwide		31-1555487	4593658			Broad Street Retail, LLC	DE	NIA	Nationwide Realty Investors, Ltd.	Ownership	60.000	Nationwide Mutual Insurance Company	1
0140	Nationwide			4595531			Brooke School Investment Fund, LLC	DE	OTH	Nationwide Mutual Insurance Company	Ownership	100.000	Nationwide Mutual Insurance Company	
0140	Nationwide			3730540			CHP New Markets Investment Fund, LLC	OH	OTH	Nationwide Mutual Insurance Company	Limited partner /no control	50.000	Other non-Nationwide	1
0140	Nationwide		20-1618232	4595241			CNRI-Cannonsport Condominium, LLC	OH	NIA	CNRI-Cannonsport, LLC	Ownership	100.000	Nationwide Mutual Insurance Company	
0140	Nationwide		20-1618232	4595045			CNRI-Cannonsport, LLC	OH	NIA	Nationwide Realty Investors, Ltd.	Ownership	100.000	Nationwide Mutual Insurance Company	
0140	Nationwide						Co-Investment Fund, LLC	DE	OTH	Other non-Nationwide	n/a	0.000	Other non-Nationwide	2
0140	Nationwide		31-1579973				COLHOC Limited Partnership	OH	NIA	NRI Limited Partnership	Ownership	30.760	Other non-Nationwide	1
0140	Nationwide	29262	74-1061659	4288057			Colonial County Mutual Insurance Company	TX	OTH	Other non-Nationwide	contract	0.000	Other non-Nationwide	
0140	Nationwide		04-3750770	4595951			Continental/North Shore I, L.P.	OH	NIA	Continental/NRI North Shore Investments, LLC	Ownership	100.000	Nationwide Mutual Insurance Company	
0140	Nationwide		20-0366090				Continental/North Shore II, L.P.	OH	NIA	Continental/NRI North Shore Investments, LLC	Ownership	100.000	Nationwide Mutual Insurance Company	

STATEMENT AS OF MARCH 31, 2014 OF THE NATIONWIDE MUTUAL INSURANCE COMPANY

SCHEDULE Y

PART 1A - DETAIL OF INSURANCE HOLDING COMPANY SYSTEM

1	2	3	4	5	6	7	8	9	10	11	12	13	14	15
Group Code	Group Name	NAIC Company Code	Federal ID Number	Federal RSSD	CIK	Name of Securities Exchange if Publicly Traded (U.S. or International)	Names of Parent, Subsidiaries Or Affiliates	Domiciliary Location	Relationship to Reporting Entity	Directly Controlled by (Name of Entity/Person)	Type of Control (Ownership, Board, Management, Attorney-in-Fact, Influence, Other)	If Control is Ownership Provide Percentage	Ultimate Controlling Entity(ies)/Person(s)	*
...0140	Nationwide		20-0142724	4588177			Continental/NRI North Shore Investments, LLC	..OH	..NIA	Nationwide Realty Investors, Ltd.	Ownership	..50.500	Nationwide Mutual Insurance Company1
0140	Nationwide			4595670			Cotton Mill Partners, LLC	..VA	..OTH	Nationwide Mutual Insurance Company	Limited partner /no control	..2.000	other non-Nationwide1
0140	Nationwide	18961	68-0068866	4288178			Crestbrook Insurance Company	..OH	..IA	Nationwide Mutual Insurance Company	Ownership	..100.000	Nationwide Mutual Insurance Company
0140	Nationwide		31-1486309	4590255			Crewville, Ltd.	..OH	..NIA	Nationwide Realty Investors, Ltd.	Ownership	..100.000	Nationwide Mutual Insurance Company
0140	Nationwide	42587	42-1207150	4287162			Depositors Insurance Company	..IA	..IA	ALLIED Group, Inc.	Ownership	..100.000	Nationwide Mutual Insurance Company
0140	Nationwide		46-4104813	4596725			Discover Affordable Housing Investment Fund I, LLC	..OH	..OTH	Nationwide Life Insurance Company	Ownership	..100.000	Nationwide Mutual Insurance Company2
0140	Nationwide		33-0096671	4287694			DVM Insurance Agency	..CA	..NIA	Veterinary Pet Insurance Company	Ownership	..100.000	Nationwide Mutual Insurance Company
0140	Nationwide		20-1945276	4590590			East of Madison, LLC	..DE	..NIA	120 Acre Partners, Ltd.	Ownership	..24.910	Nationwide Mutual Insurance Company1
0140	Nationwide		20-1945276	4590590			East of Madison, LLC	..DE	..NIA	ND La Quinta Partners, LLC	Ownership	..76.090	Nationwide Mutual Insurance Company1
0140	Nationwide			4595689			ELH Investment LLC	..DE	..OTH	Nationwide Mutual Insurance Company	Other	..0.000	Nationwide Mutual Insurance Company2
0140	Nationwide	13838	42-0618271	4569372			Farmland Mutual Insurance Company	..IA	..OTH	Other non-Nationwide	debt	..0.000	Other non-Nationwide2
0140	Nationwide	22209	75-6013587	4287676			Freedom Specialty Insurance Company (fka Atlantic Insurance Company)	..OH	..IA	Scottsdale Insurance Company	Ownership	..100.000	Nationwide Mutual Insurance Company
0140	Nationwide		46-4736379				GPN-1 Property Owners Association, Inc.	..OH	..NIA	other non-Nationwide	n/a	..0.000	other non-Nationwide2
0140	Nationwide		20-4939866	4590808			Grandview Yard Hotel Holdings, LLC	..OH	..NIA	NRI Equity Land Investments, LLC	Ownership	..100.000	Nationwide Mutual Insurance Company
0140	Nationwide		20-4939866	4590826			Grandview Yard Hotel, LLC	..OH	..NIA	Grandview Yard Hotel Holdings, LLC	Ownership	..100.000	Nationwide Mutual Insurance Company
0140	Nationwide		51-0241172				Harleysville Group, Inc.	..DE	..NIA	Nationwide Mutual Insurance Company	Ownership	..100.000	Nationwide Mutual Insurance Company
0140	Nationwide	23582	41-0417250	4442260			Harleysville Insurance Company	..PA	..IA	Harleysville Group, Inc.	Ownership	..100.000	Nationwide Mutual Insurance Company
0140	Nationwide	33235	16-1075588	4442158			Harleysville Insurance Company of New Jersey	..NJ	..IA	Harleysville Group, Inc.	Ownership	..100.000	Nationwide Mutual Insurance Company
0140	Nationwide	10674	23-2864924	4442242			Harleysville Insurance Company of New York	..PA	..IA	Harleysville Group, Inc.	Ownership	..100.000	Nationwide Mutual Insurance Company
0140	Nationwide	14516	38-3198542	4442251			Harleysville Lake States Insurance Company	..MI	..IA	Harleysville Group, Inc.	Ownership	..100.000	Nationwide Mutual Insurance Company
0140	Nationwide	64327	23-1580983	4440659			Harleysville Life Insurance Company	..PA	..IA	Nationwide Mutual Insurance Company	Ownership	..100.000	Nationwide Mutual Insurance Company
0140	Nationwide	40983	23-2612951	4442149			Harleysville Pennland Insurance Company	..PA	..IA	Nationwide Mutual Insurance Company	Ownership	..100.000	Nationwide Mutual Insurance Company
0140	Nationwide	35896	23-2384978	4442288			Harleysville Preferred Insurance Company	..PA	..IA	Harleysville Group, Inc.	Ownership	..100.000	Nationwide Mutual Insurance Company
0140	Nationwide	26182	04-1989660	4442372			Harleysville Worcester Insurance Company	..PA	..IA	Harleysville Group, Inc.	Ownership	..100.000	Nationwide Mutual Insurance Company
0140	Nationwide		32-0051216	4596903			Hideaway Properties Corp.	..CA	..OTH	Nationwide Realty Investors, Ltd.	Ownership	..50.000	Nationwide Mutual Insurance Company1
0140	Nationwide		31-0871532	4288020			Insurance Intermediaries, Inc.	..OH	..IA	Nationwide Mutual Insurance Company	Ownership	..100.000	Nationwide Mutual Insurance Company
0140	Nationwide		31-1486309				Jerome Village Company, LLC	..OH	..NIA	Nationwide Realty Investors, Ltd.	Ownership	..100.000	Nationwide Mutual Insurance Company
0140	Nationwide						Jerome Village Master Property Owners Association	..OH	..OTH	Other non-Nationwide	Ownership	..0.000	Other non-Nationwide2
0140	Nationwide		46-2956640				Jerome Village Residential Property Owners Association, Inc.	..OH	..OTH	Other non-Nationwide	Ownership	..0.000	Other non-Nationwide2
0140	Nationwide		31-1486309	4590312			JV Developers, LLC	..OH	..NIA	Nationwide Realty Investors, Ltd.	Ownership	..100.000	Nationwide Mutual Insurance Company
0140	Nationwide			4595698			Leaguers Investment Fund LLC	..DE	..OTH	Nationwide Mutual Insurance Company	Other	..0.000	Nationwide Mutual Insurance Company2
0140	Nationwide		56-3789187	4286969			Life REO Holdings, LLC	..OH	..NIA	Nationwide Life Insurance Company	Ownership	..100.000	Nationwide Mutual Insurance Company
0140	Nationwide		74-1395229	4288039			Lone Star General Agency, Inc.	..TX	..IA	Nationwide Mutual Insurance Company	Ownership	..100.000	Nationwide Mutual Insurance Company
0140	Nationwide			4595700			Match School Investment Fund, LLC	..DE	..OTH	Nationwide Mutual Insurance Company	Ownership	..100.000	Nationwide Mutual Insurance Company
0140	Nationwide	11991	38-0865250	4288187			National Casualty Company	..WI	..IA	Nationwide Mutual Insurance Company	Ownership	..100.000	Nationwide Mutual Insurance Company
0140	Nationwide						National Casualty Company of America, Ltd.	..GBR	..IA	National Casualty Company	Ownership	..100.000	Nationwide Mutual Insurance Company
0140	Nationwide		42-1154244				Nationwide Advantage Mortgage Company	..IA	..NIA	AMCO Insurance Company	Ownership	..87.300	Nationwide Mutual Insurance Company
0140	Nationwide		42-1154244				Nationwide Advantage Mortgage Company	..IA	..NIA	ALLIED Property & Casualty Insurance Company	Ownership	..8.470	Nationwide Mutual Insurance Company
0140	Nationwide		42-1154244				Nationwide Advantage Mortgage Company	..IA	..NIA	Depositors Insurance Company	Ownership	..4.230	Nationwide Mutual Insurance Company
0140	Nationwide	26093	48-0470690	4288196			Nationwide Affinity Insurance Company of America	..OH	..IA	Nationwide Mutual Insurance Company	Ownership	..100.000	Nationwide Mutual Insurance Company

STATEMENT AS OF MARCH 31, 2014 OF THE NATIONWIDE MUTUAL INSURANCE COMPANY

SCHEDULE Y

PART 1A - DETAIL OF INSURANCE HOLDING COMPANY SYSTEM

1	2	3	4	5	6	7	8	9	10	11	12	13	14	15
Group Code	Group Name	NAIC Company Code	Federal ID Number	Federal RSSD	CIK	Name of Securities Exchange if Publicly Traded (U.S. or International)	Names of Parent, Subsidiaries Or Affiliates	Domiciliary Location	Relationship to Reporting Entity	Directly Controlled by (Name of Entity/Person)	Type of Control (Ownership, Board, Management, Attorney-in-Fact, Influence, Other)	If Control is Ownership Provide Percentage	Ultimate Controlling Entity(ies)/Person(s)	*
0140	Nationwide	28223	42-1015537	4288208			Nationwide Agribusiness Insurance Company	IA	IA	Nationwide Mutual Insurance Company	Ownership	100.000	Nationwide Mutual Insurance Company	
0140	Nationwide		20-5976272	4595910			Nationwide Alternative Investments, LLC	OH	NIA	Nationwide Mutual Insurance Company	Ownership	100.000	Nationwide Mutual Insurance Company	
0140	Nationwide		31-1578869	4288075			Nationwide Arena, LLC	OH	NIA	NRI Arena, Ltd.	Ownership	90.000	Nationwide Mutual Insurance Company	
0140	Nationwide		20-8670712	4288114			Nationwide Asset Management, LLC	OH	NIA	Nationwide Mutual Insurance Company	Ownership	100.000	Nationwide Mutual Insurance Company	
0140	Nationwide	10723	95-0639970	4288217			Nationwide Assurance Company	WI	IA	Nationwide Mutual Insurance Company	Ownership	100.000	Nationwide Mutual Insurance Company	
0140	Nationwide		31-1592130	2729677			Nationwide Bank		OTH	Nationwide Financial Services, Inc.	Ownership	100.000	Nationwide Mutual Insurance Company	
0140	Nationwide		52-1776258	4286875			Nationwide Better Health (Ohio), LLC	OH	NIA	Nationwide Better Health Holding Company, LLC	Ownership	100.000	Nationwide Mutual Insurance Company	
0140	Nationwide		11-3766032	4286428			Nationwide Better Health Holding Company, LLC	OH	NIA	Nationwide Corporation	Ownership	75.000	Nationwide Mutual Insurance Company	
0140	Nationwide		11-3766032	4286428			Nationwide Better Health Holding Company, LLC	OH	NIA	Nationwide Mutual Fire Insurance Company	Ownership	25.000	Nationwide Mutual Insurance Company	
0140	Nationwide		31-1036287	4288123			Nationwide Cash Management Company	OH	NIA	Nationwide Mutual Insurance Company	Ownership	100.000	Nationwide Mutual Insurance Company	
0140	Nationwide		31-4416546	3829081			Nationwide Corporation	OH	NIA	Nationwide Mutual Insurance Company	Ownership	95.200	Nationwide Mutual Insurance Company	
0140	Nationwide		31-4416546	3828081			Nationwide Corporation	OH	NIA	Nationwide Mutual Fire Insurance Company	Ownership	4.800	Nationwide Mutual Insurance Company	
0140	Nationwide		04-3679407	4286839			Nationwide Emerging Managers, LLC	DE	NIA	NWD Investment Management, Inc.	Ownership	100.000	Nationwide Mutual Insurance Company	
0140	Nationwide		05-0630007	4288048			Nationwide Exclusive Agent Risk Purchasing Group, LLC	OH	NIA	Insurance Intermediaries, Inc.	Ownership	100.000	Nationwide Mutual Insurance Company	
0140	Nationwide		31-1667326	4286932			Nationwide Financial Assignment Company	OH	NIA	Nationwide Life Insurance Company	Ownership	100.000	Nationwide Mutual Insurance Company	
0140	Nationwide		23-2412039	4287087			Nationwide Financial General Agency, Inc.	PA	NIA	NFS Distributors, Inc.	Ownership	100.000	Nationwide Mutual Insurance Company	
0140	Nationwide		31-1316276	4287069			Nationwide Financial Institution Distributors Agency, Inc.	DE	NIA	NFS Distributors, Inc.	Ownership	100.000	Nationwide Mutual Insurance Company	
0140	Nationwide		31-6554353	4286978			Nationwide Financial Services Capital Trust	DE	NIA	Nationwide Financial Services, Inc.	Ownership	100.000	Nationwide Mutual Insurance Company	
0140	Nationwide		31-1486870	3829063			Nationwide Financial Services, Inc.	DE	NIA	Nationwide Corporation	Ownership	100.000	Nationwide Mutual Insurance Company	
0140	Nationwide		52-6969857	4286996			Nationwide Fund Advisors	DE	NIA	Nationwide Financial Services, Inc.	Ownership	100.000	Nationwide Mutual Insurance Company	
0140	Nationwide		31-1748721	42877050			Nationwide Fund Distributors LLC	DE	NIA	NFS Distributors, Inc.	Ownership	100.000	Nationwide Mutual Insurance Company	
0140	Nationwide		31-0900518	4287041			Nationwide Fund Management LLC	DE	NIA	NFS Distributors, Inc.	Ownership	100.000	Nationwide Mutual Insurance Company	
0140	Nationwide	23760	31-4425763	4287957			Nationwide General Insurance Company	OH	IA	Nationwide Mutual Insurance Company	Ownership	100.000	Nationwide Mutual Insurance Company	
0140	Nationwide		31-1570938	4286398			Nationwide Global Holdings, Inc.	OH	NIA	Nationwide Corporation	Ownership	100.000	Nationwide Mutual Insurance Company	
0140	Nationwide		04-3732385	4286857			Nationwide Global Ventures, Inc.	DE	NIA	Nationwide Asset Management Holdings, Inc.	Ownership	100.000	Nationwide Mutual Insurance Company	
0140	Nationwide	10070	31-1399201				Nationwide Indemnity Company	OH	IA	Nationwide Mutual Insurance Company	Ownership	100.000	Nationwide Mutual Insurance Company	
0140	Nationwide	25453	95-2130882	4287180			Nationwide Insurance Company of America	WI	IA	ALLIED Group, Inc.	Ownership	100.000	Nationwide Mutual Insurance Company	
0140	Nationwide	10948	31-1613686	4287966			Nationwide Insurance Company of Florida	OH	IA	Nationwide Mutual Insurance Company	Ownership	100.000	Nationwide Mutual Insurance Company	
0140	Nationwide		31-6022301				Nationwide Insurance Foundation	OH	OTH	Other non-Nationwide	n/a	0.000	Other non-Nationwide	2
0140	Nationwide		41-2206199	4286950			Nationwide Investment Advisors, LLC	OH	NIA	Nationwide Life Insurance Company	Ownership	100.000	Nationwide Mutual Insurance Company	
0140	Nationwide		73-0988442	4286923			Nationwide Investment Services Corporation	OK	NIA	Nationwide Life Insurance Company	Ownership	100.000	Nationwide Mutual Insurance Company	
0140	Nationwide		31-1000740				Nationwide Life and Annuity Insurance Company	OH	IA	Nationwide Life Insurance Company	Ownership	100.000	Nationwide Mutual Insurance Company	
0140	Nationwide	66869	31-4156830	2819288			Nationwide Life Insurance Company	OH	IA	Nationwide Financial Services, Inc.	Ownership	100.000	Nationwide Mutual Insurance Company	
0140	Nationwide		13-4212969	4596127			Nationwide Life Tax Credit Partners 2002-A, LLC	OH	NIA	Nationwide Life Insurance Company	Other	0.000	Nationwide Mutual Insurance Company	2
0140	Nationwide		01-0749754	4595960			Nationwide Life Tax Credit Partners 2002-B, LLC	OH	NIA	Nationwide Life Insurance Company	Other	0.000	Nationwide Mutual Insurance Company	2
0140	Nationwide		03-0498148	3262573			Nationwide Life Tax Credit Partners 2002-C, LLC	OH	NIA	Nationwide Life Insurance Company	Other	0.000	Nationwide Mutual Insurance Company	2
0140	Nationwide		54-2113175	4596127			Nationwide Life Tax Credit Partners 2003-A, LLC	OH	NIA	Nationwide Life Insurance Company	Other	0.000	Nationwide Mutual Insurance Company	2

122

STATEMENT AS OF MARCH 31, 2014 OF THE NATIONWIDE MUTUAL INSURANCE COMPANY

SCHEDULE Y

PART 1A - DETAIL OF INSURANCE HOLDING COMPANY SYSTEM

1	2	3	4	5	6	7	8	9	10	11	12	13	14	15
Group Code	Group Name	NAIC Company Code	Federal ID Number	Federal RSSD	CIK	Name of Securities Exchange if Publicly Traded (U.S. or International)	Names of Parent, Subsidiaries Or Affiliates	Domiciliary Location	Relationship to Reporting Entity	Directly Controlled by (Name of Entity/Person)	Type of Control (Ownership, Board, Management, Attorney-in-Fact, Influence, Other)	If Control is Ownership Provide Percentage	Ultimate Controlling Entity(ies)/Person(s)	*
...0140	Nationwide		58-2672725	4596163			Nationwide Life Tax Credit Partners 2003-B, LLC	..OH	..NIA	Nationwide Life Insurance Company	Other	..0.000	Nationwide Mutual Insurance Company	...2
...0140	Nationwide		20-0357951	3811001			Nationwide Life Tax Credit Partners 2003-C, LLC	..OH	..NIA	Nationwide Life Insurance Company	Other	..0.000	Nationwide Mutual Insurance Company	...2
...0140	Nationwide		20-0382144	4596707			Nationwide Life Tax Credit Partners 2004-A, LLC	..OH	..NIA	Nationwide Life Insurance Company	Other	..0.000	Nationwide Mutual Insurance Company	...2
...0140	Nationwide		20-0745944	4596211			Nationwide Life Tax Credit Partners 2004-B, LLC	..OH	..NIA	Nationwide Life Insurance Company	Other	..0.000	Nationwide Mutual Insurance Company	...2
...0140	Nationwide		20-0745965	4596239			Nationwide Life Tax Credit Partners 2004-C, LLC	..OH	..NIA	Nationwide Life Insurance Company	Other	..0.000	Nationwide Mutual Insurance Company	...2
...0140	Nationwide		20-1128408	4596332			Nationwide Life Tax Credit Partners 2004-D, LLC	..OH	..NIA	Nationwide Life Insurance Company	Other	..0.000	Nationwide Mutual Insurance Company	...2
...0140	Nationwide		20-1128472				Nationwide Life Tax Credit Partners 2004-E, LLC	..OH	..NIA	Nationwide Life Insurance Company	Other	..0.000	Nationwide Mutual Insurance Company	...2
...0140	Nationwide		20-1918935	3318117			Nationwide Life Tax Credit Partners 2004-F, LLC	..OH	..NIA	Nationwide Life Insurance Company	Other	..0.000	Nationwide Mutual Insurance Company	...2
...0140	Nationwide		20-2303694	4596369			Nationwide Life Tax Credit Partners 2005-A, LLC	..OH	..NIA	Nationwide Life Insurance Company	Other	..0.000	Nationwide Mutual Insurance Company	...2
...0140	Nationwide		20-2303602	4596378			Nationwide Life Tax Credit Partners 2005-B, LLC	..OH	..NIA	Nationwide Life Insurance Company	Other	..0.000	Nationwide Mutual Insurance Company	...2
...0140	Nationwide		20-2450960	4596387			Nationwide Life Tax Credit Partners 2005-C, LLC	..OH	..NIA	Nationwide Life Insurance Company	Other	..0.000	Nationwide Mutual Insurance Company	...2
...0140	Nationwide		20-2451052	4596396			Nationwide Life Tax Credit Partners 2005-D, LLC	..OH	..NIA	Nationwide Life Insurance Company	Other	..0.000	Nationwide Mutual Insurance Company	...2
...0140	Nationwide		20-2774223	4596408			Nationwide Life Tax Credit Partners 2005-E, LLC	..OH	..NIA	Nationwide Life Insurance Company	Other	..0.000	Nationwide Mutual Insurance Company	...2
...0140	Nationwide		21-1288836	4596426			Nationwide Life Tax Credit Partners 2007-A, LLC	..OH	..NIA	Nationwide Life Insurance Company	Other	..0.000	Nationwide Mutual Insurance Company	...2
...0140	Nationwide		26-3427373	4596435			Nationwide Life Tax Credit Partners 2009-A, LLC	..OH	..NIA	Nationwide Life Insurance Company	Other	..0.000	Nationwide Mutual Insurance Company	...2
...0140	Nationwide		26-3427435	4596444			Nationwide Life Tax Credit Partners 2009-B, LLC	..OH	..NIA	Nationwide Life Insurance Company	Other	..0.000	Nationwide Mutual Insurance Company	...2
...0140	Nationwide		26-3427479	4596499			Nationwide Life Tax Credit Partners 2009-C, LLC	..OH	..NIA	Nationwide Life Insurance Company	Other	..0.000	Nationwide Mutual Insurance Company	...2
...0140	Nationwide		26-3427525	4596510			Nationwide Life Tax Credit Partners 2009-D, LLC	..OH	..NIA	Nationwide Life Insurance Company	Other	..0.000	Nationwide Mutual Insurance Company	...2
...0140	Nationwide		26-4737055	4596529			Nationwide Life Tax Credit Partners 2009-E, LLC	..OH	..NIA	Nationwide Life Insurance Company	Other	..0.000	Nationwide Mutual Insurance Company	...2
...0140	Nationwide		26-4737157	4596547			Nationwide Life Tax Credit Partners 2009-F, LLC	..OH	..NIA	Nationwide Life Insurance Company	Other	..0.000	Nationwide Mutual Insurance Company	...2
...0140	Nationwide		27-1362364	4596622			Nationwide Life Tax Credit Partners 2009-I, LLC	..OH	..NIA	Nationwide Life Insurance Company	Other	..0.000	Nationwide Mutual Insurance Company	...2
...0140	Nationwide		46-1952215	4596556			Nationwide Life Tax Credit Partners 2013-A, LLC	..OH	..NIA	Nationwide Life Insurance Company	Other	..0.000	Nationwide Mutual Insurance Company	...2
...0140	Nationwide		46-1971926	4596592			Nationwide Life Tax Credit Partners 2013-B, LLC	..OH	..NIA	Nationwide Life Insurance Company	Other	..0.000	Nationwide Mutual Insurance Company	...2
...0140	Nationwide			3779811			Nationwide Life Tax Credit Partners No. 1, LLC	..OH	..NIA	Nationwide Life Insurance Company	Other	..0.000	Nationwide Mutual Insurance Company	...2
...0140	Nationwide	42110	75-1780981	4287984			Nationwide Lloyds	..TX	..IA	n/a	contract	..0.000	Nationwide Mutual Insurance Company	...2
...0140	Nationwide			4597094			Nationwide Mutual Capital I, LLC	..DE	..NIA	Nationwide Mutual Capital, LLC	Ownership	..100.000	Nationwide Mutual Insurance Company	...2
...0140	Nationwide		75-3191025	4595269			Nationwide Mutual Capital, LLC	..OH	..NIA	Nationwide Mutual Insurance Company	Ownership	..100.000	Nationwide Mutual Insurance Company	...2

STATEMENT AS OF MARCH 31, 2014 OF THE NATIONWIDE MUTUAL INSURANCE COMPANY

SCHEDULE Y

PART 1A - DETAIL OF INSURANCE HOLDING COMPANY SYSTEM

1	2	3	4	5	6	7	8	9	10	11	12	13	14	15
Group Code	Group Name	NAIC Company Code	Federal ID Number	Federal RSSD	CIK	Name of Securities Exchange if Publicly Traded (U.S. or International)	Names of Parent, Subsidiaries Or Affiliates	Domiciliary Location	Relationship to Reporting Entity	Directly Controlled by (Name of Entity/Person)	Type of Control (Ownership, Board, Management, Attorney-in-Fact, Influence, Other)	If Control is Ownership Provide Percentage	Ultimate Controlling Entity(ies)/Person(s)	*
0140	Nationwide	23779	82-0549218	3828090			Nationwide Mutual Fire Insurance Company	OH	OTH	Other non-Nationwide	n/a	0.000	Other non-Nationwide	
0140	Nationwide	23787	31-4177100	3828072			Nationwide Mutual Insurance Company	OH	RE	Other non-Nationwide	n/a	0.000	Other non-Nationwide	
0140	Nationwide		34-2012765	4288084			Nationwide Private Equity Fund, LLC	OH	NIA	Nationwide Mutual Insurance Company	Ownership	100.000	Nationwide Mutual Insurance Company	
0140	Nationwide	37877	31-0970750	4287993			Nationwide Property and Casualty Insurance Company	OH	IA	Nationwide Mutual Insurance Company	Ownership	100.000	Nationwide Mutual Insurance Company	
0140	Nationwide		31-1486309	4288105			Nationwide Realty Investors, Ltd.	OH	NIA	Nationwide Mutual Insurance Company	Ownership	96.700	Nationwide Mutual Insurance Company	
0140	Nationwide		31-1486309	4288105			Nationwide Realty Investors, Ltd.	OH	NIA	Nationwide Indemnity Company	Ownership	3.300	Nationwide Mutual Insurance Company	
0140	Nationwide		31-1486309	4590264			Nationwide Realty Management, LLC	OH	NIA	Nationwide Realty Investors, Ltd.	Ownership	100.000	Nationwide Mutual Insurance Company	
0140	Nationwide			4288066			Nationwide Realty Services, Ltd.	OH	NIA	Nationwide Mutual Insurance Company	Ownership	100.000	Nationwide Mutual Insurance Company	
0140	Nationwide		06-0987812	4287117			Nationwide Retirement Solutions Insurance Agency, Inc.	MA	IA	Nationwide Retirement Solutions, Inc.	Ownership	100.000	Nationwide Mutual Insurance Company	
0140	Nationwide		73-0948330	4287096			Nationwide Retirement Solutions, Inc.	DE	NIA	NFS Distributors, Inc.	Ownership	100.000	Nationwide Mutual Insurance Company	
0140	Nationwide		86-0924069	4287108			Nationwide Retirement Solutions, Inc. of Arizona	AZ	NIA	Nationwide Retirement Solutions, Inc.	Ownership	100.000	Nationwide Mutual Insurance Company	
0140	Nationwide		31-1331479	4287126			Nationwide Retirement Solutions, Inc. of Ohio	OH	NIA	Nationwide Retirement Solutions, Inc.	contract	0.000	Nationwide Mutual Insurance Company	
0140	Nationwide		74-2200854	4287135			Nationwide Retirement Solutions, Inc. of Texas	TX	NIA	Nationwide Retirement Solutions, Inc.	contract	0.000	Nationwide Mutual Insurance Company	
0140	Nationwide		42-1373380	4287210			Nationwide Sales Solutions, Inc.	IA	NIA	ALLIED Group, Inc.	Ownership	100.000	Nationwide Mutual Insurance Company	
0140	Nationwide		36-2434406	4287078			Nationwide Securities, LLC	OH	NIA	NFS Distributors, Inc.	Ownership	100.000	Nationwide Mutual Insurance Company	
0140	Nationwide		31-4177100	4288093			Nationwide Services Company, LLC	OH	NIA	Nationwide Mutual Insurance Company	Ownership	100.000	Nationwide Mutual Insurance Company	
0140	Nationwide		27-0743545	4564041			Nationwide Tax Credit Partners 2009-G, LLC	OH	NIA	Nationwide Mutual Insurance Company	Other	0.000	Nationwide Mutual Insurance Company	2
0140	Nationwide		27-0768791	4596891			Nationwide Tax Credit Partners 2009-H, LLC	OH	NIA	Nationwide Mutual Insurance Company	Other	0.000	Nationwide Mutual Insurance Company	2
0140	Nationwide		27-1362364	4596622			Nationwide Tax Credit Partners 2009-I, LLC	OH	NIA	Nationwide Mutual Insurance Company	Ownership	100.000	Nationwide Mutual Insurance Company	2
0140	Nationwide		46-1952215	4596566			Nationwide Tax Credit Partners 2013-A, LLC	OH	NIA	Nationwide Life Insurance Company	Ownership	100.000	Nationwide Mutual Insurance Company	2
0140	Nationwide		11-3651828	4588168			ND La Quinta Partners, LLC	DE	NIA	Nationwide Life Insurance Company	Ownership	95.000	Nationwide Mutual Insurance Company	1
0140	Nationwide			4286866			Newhouse Capital Partners II, LLC	DE	NIA	Nationwide Global Ventures, Inc.	Ownership	80.000	Nationwide Mutual Insurance Company	
0140	Nationwide			4286866			Newhouse Capital Partners II, LLC	DE	NIA	Nationwide Global Ventures, Inc.	Ownership	99.000	Nationwide Mutual Insurance Company	
0140	Nationwide			4286679			Newhouse Capital Partners, LLC	DE	NIA	NWD Investment Management, Inc.	Ownership	19.000	Nationwide Mutual Insurance Company	
0140	Nationwide			4286679			Newhouse Capital Partners, LLC	DE	NIA	Nationwide Mutual Insurance Company	Ownership	70.000	Nationwide Mutual Insurance Company	
0140	Nationwide			4286679			Newhouse Capital Partners, LLC	DE	NIA	Nationwide Mutual Fire Insurance Company	Ownership	10.000	Nationwide Mutual Insurance Company	
0140	Nationwide		31-1630871	4287032			NFS Distributors, Inc.	DE	NIA	Nationwide Financial Services, Inc.	Ownership	100.000	Nationwide Mutual Insurance Company	
0140	Nationwide		14-1892640	4596677			NHT XII Tax Credit Fund, LLC	DC	NIA	Nationwide Life Insurance Company	Ownership	49.990	Nationwide Mutual Insurance Company	
0140	Nationwide		14-1892640	4596677			NHT XII Tax Credit Fund, LLC	DC	NIA	Nationwide Assurance Company	Ownership	25.000	Nationwide Mutual Insurance Company	
0140	Nationwide		14-1892640	4596677			NHT XII Tax Credit Fund, LLC	DC	NIA	Nationwide Mutual Insurance Company	Ownership	25.000	Nationwide Mutual Insurance Company	
0140	Nationwide		46-3762545				NNOV8, LLC	OH	NIA	Nationwide Mutual Insurance Company	Ownership	100.000	Nationwide Mutual Insurance Company	
0140	Nationwide		26-0351004				North Bank Condominium Home Owners Association	OH	OTH	Other non-Nationwide	n/a	0.000	Other non-Nationwide	2
0140	Nationwide		20-4939866	4590817			North of Third, LLC	OH	NIA	NRI Equity Land Investments, LLC	Ownership	100.000	Nationwide Mutual Insurance Company	
0140	Nationwide		26-4083207	4590385			Northstar Commercial Development, LLC	OH	NIA	Nationwide Realty Investors, Ltd.	Ownership	50.000	Nationwide Mutual Insurance Company	
0140	Nationwide		26-4083354	4594909			Northstar Residential Development, LLC	OH	NIA	Nationwide Realty Investors, Ltd.	Ownership	50.000	Nationwide Mutual Insurance Company	
0140	Nationwide		31-1486309	4593630			NRI 12325 Copper Way, LLC	OH	NIA	Nationwide Realty Investors, Ltd.	Ownership	100.000	Nationwide Mutual Insurance Company	
0140	Nationwide		31-1486309	4594936			NRI 220 Schrock, LLC	OH	NIA	Nationwide Realty Investors, Ltd.	Ownership	100.000	Nationwide Mutual Insurance Company	
0140	Nationwide		31-1486309	4594794			NRI Arena, LLC	OH	NIA	Nationwide Realty Investors, Ltd.	Ownership	100.000	Nationwide Mutual Insurance Company	
0140	Nationwide		31-1486309	4594815			NRI Brookside, LLC	OH	NIA	Nationwide Realty Investors, Ltd.	Ownership	100.000	Nationwide Mutual Insurance Company	
0140	Nationwide		31-1486309	4595027			NRI Builders, LLC	OH	NIA	Nationwide Realty Investors, Ltd.	Ownership	100.000	Nationwide Mutual Insurance Company	

STATEMENT AS OF MARCH 31, 2014 OF THE NATIONWIDE MUTUAL INSURANCE COMPANY

SCHEDULE Y

PART 1A - DETAIL OF INSURANCE HOLDING COMPANY SYSTEM

1	2	3	4	5	6	7	8	9	10	11	12	13	14	15
Group Code	Group Name	NAIC Company Code	Federal ID Number	Federal RSSD	CIK	Name of Securities Exchange if Publicly Traded (U.S. or International)	Names of Parent, Subsidiaries Or Affiliates	Domiciliary Location	Relationship to Reporting Entity	Directly Controlled by (Name of Entity/Person)	Type of Control (Ownership, Board, Management, Attorney-in-Fact, Influence, Other)	If Control is Ownership Provide Percentage	Ultimate Controlling Entity(ies)/Person(s)	*
0140	Nationwide		31-1486309	4594851			NRI Communities/Charlotte, LLC	OH	NIA	Nationwide Realty Investors, Ltd.	Ownership	100.000	Nationwide Mutual Insurance Company	
0140	Nationwide		31-1486309	4590246			NRI Communities/Harris Blvd., LLC	OH	NIA	Nationwide Realty Investors, Ltd.	Ownership	100.000	Nationwide Mutual Insurance Company	
0140	Nationwide		31-1486309	4590282			NRI Cramer Creek, LLC	OH	NIA	Nationwide Realty Investors, Ltd.	Ownership	100.000	Nationwide Mutual Insurance Company	
0140	Nationwide		20-4939866	4590460			NRI Equity Land Investments, LLC	OH	NIA	Nationwide Realty Investors, Ltd.	Ownership	80.000	Nationwide Mutual Insurance Company	
0140	Nationwide		26-0212217	4590394			NRI Equity Tampa, LLC	OH	OTH	Nationwide Realty Investors, Ltd.	Ownership	100.000	Nationwide Mutual Insurance Company	
0140	Nationwide		31-1486309	4590376			NRI Maxtown, LLC	OH	OTH	Nationwide Realty Investors, Ltd.	Ownership	100.000	Nationwide Mutual Insurance Company	
0140	Nationwide		30-4939866	4590406			NRI Office Ventures, Ltd	OH	NIA	Nationwide Realty Investors, Ltd.	Ownership	100.000	Nationwide Mutual Insurance Company	
0140	Nationwide		31-1486309	4596912			NRI Telecom, LLC	OH	NIA	NWD Investments, LLC	Ownership	100.000	Nationwide Mutual Insurance Company	
0140	Nationwide		31-1486309	4590349			NRI-Rivulon, LLC	OH	NIA	Nationwide Realty Investors, Ltd. Nationwide Property and Casualty Company	Ownership	100.000	Nationwide Mutual Insurance Company	
0140	Nationwide		45-3123274	4595438			NTCIF-2011 Georgia State Investor, LLC	OH	NIA		Ownership	100.000	Nationwide Mutual Insurance Company	
0140	Nationwide		90-0729552	4596695			NTCIF-2011, LLC	OH	NIA	Nationwide Life Insurance Company	Ownership	100.000	Nationwide Mutual Insurance Company	
0140	Nationwide		27-4700627	4596716			NTCP 2011-A, LLC	OH	NIA	Nationwide Life Insurance Company	Ownership	100.000	Nationwide Mutual Insurance Company	
0140	Nationwide		46-0747898	4596752			NTCP 2011-B, LLC	OH	NIA	Nationwide Life Insurance Company	Ownership	100.000	Nationwide Mutual Insurance Company	
0140	Nationwide		46-0741029	4464703			NTCP 2012-A, LLC	OH	NIA	Nationwide Life Insurance Company	Ownership	100.000	Nationwide Mutual Insurance Company	
0140	Nationwide		46-3309896	4586164			NTCP 2013-C, LLC	OH	NIA	Nationwide Life Insurance Company	Ownership	100.000	Nationwide Mutual Insurance Company	
0140	Nationwide		46-4111078	4596743			NTCP 2014-A, LLC	OH	NIA	Nationwide Life Insurance Company	Ownership	100.000	Nationwide Mutual Insurance Company	
0140	Nationwide		26-1903919	4591421			NW RE1, LLC	DE	NIA	Nationwide Mutual Insurance Company	Ownership	100.000	Nationwide Mutual Insurance Company	
0140	Nationwide		46-3654078	4593621			NW-Amesbury, LLC	OH	NIA	NW-RE1, LLC	Ownership	100.000	Nationwide Mutual Insurance Company	
0140	Nationwide		36-4702264	4595054			NW-Arvida, LLC	OH	NIA	NW RE1, LLC	Ownership	100.000	Nationwide Mutual Insurance Company	
0140	Nationwide		46-2943666	4594860			NW-Bandera, LLC	OH	NIA	NW RE1, LLC	Ownership	100.000	Nationwide Mutual Insurance Company	
0140	Nationwide		45-5159092	4595063			NW-Bayshore, LLC	OH	NIA	NW RE1, LLC	Ownership	100.000	Nationwide Mutual Insurance Company	
0140	Nationwide		46-2451156	4594879			NW-Bee Cave, LLC	OH	NIA	NW RE1, LLC	Ownership	100.000	Nationwide Mutual Insurance Company	
0140	Nationwide		46-0999932	4591681			NW-Bencap, LLC	OH	NIA	NW RE1, LLC	Ownership	100.000	Nationwide Mutual Insurance Company	
0140	Nationwide		46-3707480	4593612			NW-Brooklyn, LLC	OH	NIA	NW RE1, LLC	Ownership	100.000	Nationwide Mutual Insurance Company	
0140	Nationwide		46-3968244	4591757			NW-Camelback, LLC	OH	NIA	NW RE1, LLC	Ownership	100.000	Nationwide Mutual Insurance Company	
0140	Nationwide		45-2724980	4591690			NW-Cameron, LLC	OH	NIA	NW RE1, LLC	Ownership	100.000	Nationwide Mutual Insurance Company	
0140	Nationwide		46-3674167	4590090			NW-Cedar Springs, LLC	OH	NIA	NW RE1, LLC	Ownership	100.000	Nationwide Mutual Insurance Company	
0140	Nationwide		46-3994437	4591663			NW-Central Station, LLC	OH	NIA	NW-RE1, LLC	Ownership	100.000	Nationwide Mutual Insurance Company	
0140	Nationwide		26-0901660	4505456			NW-CNC Coppel, LLC	DE	NIA	Nationwide Mutual Insurance Company	Ownership	100.000	Nationwide Mutual Insurance Company	
0140	Nationwide		27-2764819	4594888			NW-Commerce Center, LLC	DE	NIA	NW RE1, LLC	Ownership	100.000	Nationwide Mutual Insurance Company	
0140	Nationwide		32-0359208	4595157			NW-Corvallis, LLC	OH	NIA	NW RE1, LLC	Ownership	100.000	Nationwide Mutual Insurance Company	
0140	Nationwide		31-1580283	4591038			NWD 205 Vine, LLC	OH	NIA	NWD Investments, LLC	Ownership	100.000	Nationwide Mutual Insurance Company	
0140	Nationwide		31-1580283	4591261			NWD 225 Nationwide, LLC	OH	NIA	NWD Investments, LLC	Ownership	100.000	Nationwide Mutual Insurance Company	
0140	Nationwide		31-1580283	4591056			NWD 230 West, LLC	OH	NIA	NWD Investments, LLC	Ownership	100.000	Nationwide Mutual Insurance Company	
0140	Nationwide		31-1580283	4590545			NWD 240 Nationwide, LLC	OH	NIA	NWD Investments, LLC	Ownership	100.000	Nationwide Mutual Insurance Company	
0140	Nationwide		31-1580283	4590273			NWD 250 Brodbelt, LLC	OH	NIA	NWD Investments, LLC	Ownership	100.000	Nationwide Mutual Insurance Company	
0140	Nationwide		31-1580283	4590554			NWD 265 Neil, LLC	OH	NIA	NWD Investments, LLC	Ownership	100.000	Nationwide Mutual Insurance Company	
0140	Nationwide		31-1580283	4590518			NWD 275 Marconi, LLC	OH	NIA	NWD Investments, LLC	Ownership	100.000	Nationwide Mutual Insurance Company	
0140	Nationwide		31-1580283	4590563			NWD 295 McConnell, LLC	OH	NIA	NWD Investments, LLC	Ownership	100.000	Nationwide Mutual Insurance Company	
0140	Nationwide		31-1580283	4590509			NWD 300 Neil, LLC	OH	NIA	NWD Investments, LLC	Ownership	100.000	Nationwide Mutual Insurance Company	
0140	Nationwide		31-1580283	4590572			NWD 300 Spring, LLC	OH	NIA	NWD Investments, LLC	Ownership	100.000	Nationwide Mutual Insurance Company	
0140	Nationwide		31-1580283	4590527			NWD 355 McConnell, LLC	OH	NIA	NWD Investments, LLC	Ownership	100.000	Nationwide Mutual Insurance Company	
0140	Nationwide		31-1580283	4590581			NWD 425 Nationwide, LLC	OH	NIA	NWD Investments, LLC	Ownership	100.000	Nationwide Mutual Insurance Company	
0140	Nationwide		31-1580283	4590536			NWD 500 Nationwide, LLC	OH	NIA	NWD Investments, LLC	Ownership	100.000	Nationwide Mutual Insurance Company	
0140	Nationwide		31-1580283	4591298			NWD Arena Crossing, LLC	OH	NIA	NWD Investments, LLC	Ownership	100.000	Nationwide Mutual Insurance Company	
0140	Nationwide		31-1580283	4591083			NWD Arena District I, LLC	OH	NIA	NWD Investments, LLC	Ownership	100.000	Nationwide Mutual Insurance Company	
0140	Nationwide		31-1580283	4591300			NWD Arena District II, LLC	OH	NIA	NWD Investments, LLC	Ownership	100.000	Nationwide Mutual Insurance Company	
0140	Nationwide		31-1580283	4591113			NWD Arena District III, LLC	OH	NIA	NWD Investments, LLC	Ownership	100.000	Nationwide Mutual Insurance Company	
0140	Nationwide		31-1580283	4591319			NWD Arena District IV, LLC	OH	NIA	NWD Investments, LLC	Ownership	100.000	Nationwide Mutual Insurance Company	
0140	Nationwide		31-1580283	4591131			NWD Arena District V, LLC	OH	NIA	NWD Investments, LLC	Ownership	100.000	Nationwide Mutual Insurance Company	

STATEMENT AS OF MARCH 31, 2014 OF THE NATIONWIDE MUTUAL INSURANCE COMPANY

SCHEDULE Y

PART 1A - DETAIL OF INSURANCE HOLDING COMPANY SYSTEM

1	2	3	4	5	6	7	8	9	10	11	12	13	14	15
Group Code	Group Name	NAIC Company Code	Federal ID Number	Federal RSSD	CIK	Name of Securities Exchange if Publicly Traded (U.S. or International)	Names of Parent, Subsidiaries Or Affiliates	Domiciliary Location	Relationship to Reporting Entity	Directly Controlled by (Name of Entity/Person)	Type of Control (Ownership, Board, Management, Attorney-in-Fact, Influence, Other)	If Control is Ownership Provide Percentage	Ultimate Controlling Entity(ies)/Person(s)	*
.0140	Nationwide		04-3679396	4286848			NWD Asset Management Holdings, Inc.	DE	NIA	NWD Investment Management, Inc.	Ownership	100.000	Nationwide Mutual Insurance Company	
.0140	Nationwide		31-1580283	4591328			NWD Athletic Club, LLC	OH	NIA	NWD Investments, LLC	Ownership	100.000	Nationwide Mutual Insurance Company	
.0140	Nationwide		31-1636299	4286594			NWD Investment Management, Inc.	DE	NIA	Nationwide Corporation	Ownership	100.000	Nationwide Mutual Insurance Company	
.0140	Nationwide		31-1580283	4587965			NWD Investments, LLC	OH	NIA	Nationwide Realty Investors, Ltd.	Ownership	80.000	Nationwide Mutual Insurance Company	
.0140	Nationwide		90-0732898	4591430			NW-Dulles, LLC	OH	NIA	NW REI, LLC	Ownership	100.000	Nationwide Mutual Insurance Company	
.0140	Nationwide		46-3267884	4595465			NW-Franklin Mills, LLC	OH	NIA	Life Reo Holdings, LLC	Ownership	100.000	Nationwide Mutual Insurance Company	
.0140	Nationwide		45-2647960	4591449			NW-Grapevine, LLC	OH	NIA	NW REI, LLC	Ownership	100.000	Nationwide Mutual Insurance Company	
.0140	Nationwide		46-2997049	4591775			NW-Howell Mill, LLC	OH	NIA	NW REI, LLC	Ownership	100.000	Nationwide Mutual Insurance Company	
.0140	Nationwide		46-4330384				NW-Hudnall, LLC	OH	NIA	NW REI, LLC	Ownership	100.000	Nationwide Mutual Insurance Company	
.0140	Nationwide		45-5408178	4591458			NW-Kentwood Towne Center, LLC	OH	NIA	NW REI, LLC	Ownership	100.000	Nationwide Mutual Insurance Company	
.0140	Nationwide		46-4857522				NW-Lawrence, LLC	OH	NIA	NW REI, LLC	Ownership	100.000	Nationwide Mutual Insurance Company	
.0140	Nationwide		45-5314607	4593461			NW-Lovers Lane, LLC	OH	NIA	NW REI, LLC	Ownership	100.000	Nationwide Mutual Insurance Company	
.0140	Nationwide		46-2457568	4591467			NW-Montrose, LLC	OH	NIA	NW REI, LLC	Ownership	100.000	Nationwide Mutual Insurance Company	
.0140	Nationwide		45-4630497	4593470			NW-Mueller II, LLC	OH	NIA	NW REI, LLC	Ownership	100.000	Nationwide Mutual Insurance Company	
.0140	Nationwide		27-4749848	4591476			NW-Northridge, LLC	OH	NIA	NW REI, LLC	Ownership	100.000	Nationwide Mutual Insurance Company	
.0140	Nationwide		46-1089165	4593555			NW-Oakley Station, LLC	OH	NIA	NW REI, LLC	Ownership	100.000	Nationwide Mutual Insurance Company	
.0140	Nationwide		46-3888719	4593603			NW-Park 288, LLC	OH	NIA	NW REI, LLC	Ownership	100.000	Nationwide Mutual Insurance Company	
.0140	Nationwide		45-5388656	4591485			NW-Park Memorial, LLC	OH	NIA	NW REI, LLC	Ownership	100.000	Nationwide Mutual Insurance Company	
.0140	Nationwide		27-4749937	4593564			NW-Park Village, LLC	OH	NIA	NW REI, LLC	Ownership	100.000	Nationwide Mutual Insurance Company	
.0140	Nationwide		46-2469044	4591494			NW-Portales, LLC	OH	NIA	NW REI, LLC	Ownership	100.000	Nationwide Mutual Insurance Company	
.0140	Nationwide		45-5159117	4593573			NW-South Park, LLC	OH	NIA	NW REI, LLC	Ownership	100.000	Nationwide Mutual Insurance Company	
.0140	Nationwide		35-2427470	4591506			NW-Southline, LLC	OH	NIA	NW REI, LLC	Ownership	100.000	Nationwide Mutual Insurance Company	
.0140	Nationwide		27-4749587	4593582			NW-Taylor Farmer Jack, LLC	OH	NIA	NW REI, LLC	Ownership	100.000	Nationwide Mutual Insurance Company	
.0140	Nationwide		46-1100378	4591524			NW-Triangle, LLC	OH	NIA	NW REI, LLC	Ownership	100.000	Nationwide Mutual Insurance Company	
.0140	Nationwide		46-1077615	4593591			NW-West Ave., LLC	OH	NIA	NW REI, LLC	Ownership	100.000	Nationwide Mutual Insurance Company	
.0140	Nationwide		46-4992444				NW-Windcross, LLC	OH	NIA	NW REI, LLC	Ownership	100.000	Nationwide Mutual Insurance Company	
.0140	Nationwide		31-0947092	4590479			OCH Company, LLC	OH	NIA	Nationwide Realty Investors, Ltd.	Ownership	100.000	Nationwide Mutual Insurance Company	
.0140	Nationwide		31-0947092	4590442			Ohio Center Hotel Company, Ltd.	OH	NIA	Nationwide Realty Investors, Ltd.	Ownership	56.250	Nationwide Mutual Insurance Company	
.0140	Nationwide		26-0263012				Old Track Street Owners Association	OH	OTH	Other non-Nationwide	n/a	0.000	Other non-Nationwide	2
.0140	Nationwide	13999	27-1712056	4286914			Olentangy Reinsurance, LLC	VT	IA	Nationwide Life and Annuity Insurance Company	Ownership	100.000	Nationwide Mutual Insurance Company	
.0140	Nationwide			4596462			OYS Fund, LLC	DE	OTH	Nationwide Mutual Insurance Company	Ownership	100.000	Nationwide Mutual Insurance Company	
.0140	Nationwide			4596480			Park 288 Industrial, LLC	TX	OTH	Nationwide Mutual Insurance Company	Investor member / no control	95.000	other non-Nationwide	2
.0140	Nationwide		31-1486309	4590358			Perimeter A, Ltd	OH	NIA	Nationwide Realty Investors, Ltd.	Ownership	100.000	Nationwide Mutual Insurance Company	
.0140	Nationwide		31-1677602	4590488			Pizzuti Properties, LLC	OH	NIA	Nationwide Realty Investors, Ltd.	Ownership	65.000	Nationwide Mutual Insurance Company	
.0140	Nationwide		31-1486309	4590291			Polaris A, Ltd.	OH	NIA	Nationwide Realty Investors, Ltd.	Ownership	100.000	Nationwide Mutual Insurance Company	
.0140	Nationwide		39-1907217	4287201			Premier Agency, Inc.	IA	NIA	ALLIED Group, Inc.	Ownership	100.000	Nationwide Mutual Insurance Company	
.4664	Pure	12873	20-8287105	4288253			Privilege Underwriters Reciprocal Exchange	FL	IA	Other non-Nationwide	n/a	0.000	Other non-Nationwide	2
.0140	Pure			4288150			Privilege Underwriters, Inc.	FL	IA	Other non-Nationwide	n/a	0.000	Other non-Nationwide	2
.4664	Pure	13204	26-3109178	4288226			Pure Insurance Company	FL	IA	Other non-Nationwide	n/a	0.000	Other non-Nationwide	2
.4664	Pure			4288235			Pure Risk Management, LLC	FL	IA	Other non-Nationwide	n/a	0.000	Other non-Nationwide	2
.4664	Nationwide		75-2938844	4287005			Registered Investment Advisors Services, Inc.	TX	NIA	Nationwide Financial Services, Inc.	Ownership	100.000	Nationwide Mutual Insurance Company	
.0140	Nationwide		82-0549218				Retention Alternatives, Ltd.	BMU	IA	Nationwide Mutual Fire Insurance Company	Ownership	100.000	Nationwide Mutual Insurance Company	1
.0140	Nationwide			4595278			Riverview Diversified Opportunities Fund, LLC	DE	OTH	Nationwide Mutual Insurance Company	Ownership	0.000	Nationwide Mutual Insurance Company	1
.0140	Nationwide			4595278			Riverview Diversified Opportunities Fund, LLC	DE	OTH	Nationwide Mutual Fire Insurance Company	Ownership	0.000	Nationwide Mutual Insurance Company	1

STATEMENT AS OF MARCH 31, 2014 OF THE NATIONWIDE MUTUAL INSURANCE COMPANY

SCHEDULE Y

PART 1A - DETAIL OF INSURANCE HOLDING COMPANY SYSTEM

1	2	3	4	5	6	7	8	9	10	11	12	13	14	15
Group Code	Group Name	NAIC Company Code	Federal ID Number	Federal RSSD	CIK	Name of Securities Exchange if Publicly Traded (U.S. or International)	Names of Parent, Subsidiaries Or Affiliates	Domiciliary Location	Relationship to Reporting Entity	Directly Controlled by (Name of Entity/Person)	Type of Control (Ownership, Board, Management, Attorney-in-Fact, Influence, Other)	If Control is Ownership Provide Percentage	Ultimate Controlling Entity(ies)/Person(s)	*
...0140	Nationwide			4595278			Riverview Diversified Opportunities Fund, LLC	..DE	...OTH	Nationwide Life Insurance Company	Ownership	...0.000	Nationwide Mutual Insurance Company	
...0140	Nationwide		22-3655264	4286530			Riverview International Group, Inc.	..DE	...NIA	NWD Investment Management, Inc.	Ownership	...100.000	Nationwide Mutual Insurance Company	
...0140	Nationwide			4595287			Riverview Multi Series Fund, LL - Class Event	..DE	...OTH	Nationwide Mutual Insurance Company	Ownership	...100.000	Nationwide Mutual Insurance Company	
...0140	Nationwide			4595335			Riverview Multi Series Fund, LL - Class N	..DE	...OTH	Nationwide Mutual Insurance Company	Ownership	...100.000	Nationwide Mutual Insurance Company	
...0140	Nationwide			4564032			Riverview Polyphony Fund, LLC	..DE	...OTH	Nationwide Mutual Insurance Company	Ownership	...100.000	Nationwide Mutual Insurance Company	
...0140	Nationwide	..15580	31-1117969	4288002			Scottsdale Indemnity Company	..OH	...IA	Nationwide Mutual Insurance Company	Ownership	...100.000	Nationwide Mutual Insurance Company	
...0140	Nationwide	..41297	31-1024978	3091988			Scottsdale Insurance Company	..OH	...IA	Nationwide Mutual Insurance Company	Ownership	...100.000	Nationwide Mutual Insurance Company	
...0140	Nationwide	..10672	86-0835870	4287649			Scottsdale Surplus Lines Insurance Company	..AZ	...IA	Scottsdale Insurance Company	Ownership	...100.000	Nationwide Mutual Insurance Company	
...0140	Nationwide		31-1486309	4590303			Streets of Toringdon, LLC	..OH	...NIA	Nationwide Realty Investors, Ltd.	Ownership	...100.000	Nationwide Mutual Insurance Company	
...0140	Nationwide		91-2158214				The Hideaway Club	..CA	...OTH	Other non-Nationwide	n/a	...0.000	Other non-Nationwide	..2
...0140	Nationwide		86-1094799				The Hideaway Owners Association	..CA	...OTH	Other non-Nationwide	n/a	...0.000	Other non-Nationwide	..2
...0140	Nationwide		20-3541511				The Madison Club	..CA	...OTH	Other non-Nationwide	n/a	...0.000	Other non-Nationwide	..2
...0140	Nationwide		20-3541507				The Madison Club Owners Association	..CA	...OTH	Other non-Nationwide	n/a	...0.000	Other non-Nationwide	..2
...0140	Nationwide		31-1610040	2989882			The Waterfront Partners, LLC	..OH	...NIA	Nationwide Realty Investors, Ltd.	Ownership	...50.000	Nationwide Mutual Insurance Company	..1
...0140	Nationwide		52-2031677	4287751			THI Holdings (Delaware), Inc.	..DE	...NIA	Nationwide Mutual Insurance Company	Ownership	...100.000	Nationwide Mutual Insurance Company	
...0140	Nationwide		74-2825853	4287863			Titan Auto Insurance of New Mexico, Inc.	..NM	...IA	THI Holdings (Delaware), Inc.	Ownership	...100.000	Nationwide Mutual Insurance Company	
...0140	Nationwide	..13242	74-2286759	4287797			Titan Indemnity Company	..TX	...IA	THI Holdings (Delaware), Inc.	Ownership	...100.000	Nationwide Mutual Insurance Company	
...0140	Nationwide	..36269	86-0619597	4287845			Titan Insurance Company	..MI	...IA	Titan Indemnity Company	Ownership	...100.000	Nationwide Mutual Insurance Company	
...0140	Nationwide		75-1284530	4287890			Titan Insurance Services, Inc.	..TX	...NIA	THI Holdings (Delaware), Inc.	Ownership	...100.000	Nationwide Mutual Insurance Company	
...0140	Nationwide		33-0160222	4653196			V.P.I. Services, Inc.	..CA	...NIA	Veterinary Pet Insurance Company	Ownership	...100.000	Nationwide Mutual Insurance Company	
...0140	Nationwide	..42285	95-3750113	4287685			Veterinary Pet Insurance Company	..CA	...IA	Scottsdale Insurance Company	Ownership	...100.000	Nationwide Mutual Insurance Company	
...0140	Nationwide	..10644	34-1785903	4287911			Victoria Automobile Insurance Company	..OH	...IA	Victoria Fire & Casualty Insurance Company	Ownership	...100.000	Nationwide Mutual Insurance Company	
...0140	Nationwide	..42889	34-1394913	4287827			Victoria Fire & Casualty Company	..OH	...IA	THI Holdings (Delaware), Inc.	Ownership	...100.000	Nationwide Mutual Insurance Company	
...0140	Nationwide	..10778	34-1842604	4287920			Victoria National Insurance Company	..OH	...IA	Victoria Fire & Casualty Insurance Company	Ownership	...100.000	Nationwide Mutual Insurance Company	
...0140	Nationwide	..10105	34-1777972	4287939			Victoria Select Insurance Company	..OH	...IA	Victoria Fire & Casualty Insurance Company	Ownership	...100.000	Nationwide Mutual Insurance Company	
...0140	Nationwide	..10777	34-1842602	4287948			Victoria Specialty Insurance Company	..OH	...IA	Victoria Fire & Casualty Insurance Company	Ownership	...100.000	Nationwide Mutual Insurance Company	
...0140	Nationwide	..37150	86-0561941	4287667			Western Heritage Insurance Company	..AZ	...IA	Scottsdale Insurance Company	Ownership	...100.000	Nationwide Mutual Insurance Company	
...0140	Nationwide			4613341			Westport Capital Partners II	..CT	...OTH	Nationwide Mutual Insurance Company	Investor member / no control	...71.000	other non-Nationwide	..2
...0140	Nationwide		31-1486309	4590321			Wilson Road Developers, LLC	..OH	...NIA	Nationwide Defined Benefit Master Trust	Ownership	...100.000	Nationwide Mutual Insurance Company	
...0140	Nationwide			4613323			Zais Zephyr A-4, LLC	..DE	...OTH	Nationwide Life Insurance Company	limited member / no control	...60.000	other non-Nationwide	..2

Asterisk	Explanation
1	For the purposes of this schedule, Nationwide presumed control of these entities because they are owned by at least 10% and are not wholly-owned by a Nationwide entity.
2	Other ownership indicates a non-ownership circumstance by a Nationwide entity.

STATEMENT AS OF MARCH 31, 2014 OF THE NATIONWIDE MUTUAL INSURANCE COMPANY

PART 1 - LOSS EXPERIENCE

Line of Business	Current Year to Date			4 Prior Year to Date Direct Loss Percentage
	1 Direct Premiums Earned	2 Direct Losses Incurred	3 Direct Loss Percentage	
1. Fire	3,880,171	3,598,057	92.7	8.7
2. Allied Lines	25,386,992	1,793,313	7.1	11.4
3. Farmowners multiple peril	49,395,159	16,709,369	33.8	37.9
4. Homeowners multiple peril	56,078,215	33,382,656	59.5	31.1
5. Commercial multiple peril	83,667,908	48,945,440	58.5	40.3
6. Mortgage guaranty				
8. Ocean marine				
9. Inland marine	17,351,070	3,888,625	22.4	43.6
10. Financial guaranty				
11.1 Medical professional liability - occurrence	27,709	3,291	11.9	23.4
11.2 Medical professional liability - claims-made				
12. Earthquake	932,876	6,103	0.7	0.2
13. Group accident and health	1,345,799	214,660	16.0	109.9
14. Credit accident and health				
15. Other accident and health	13,936	74,955	537.9	98.1
16. Workers' compensation	21,273,607	3,603,450	16.9	(8.6)
17.1 Other liability - occurrence	42,232,463	13,257,284	31.4	25.2
17.2 Other liability - claims-made	482,157	(174,512)	(36.2)	(49.0)
17.3 Excess workers' compensation				
18.1 Products liability - occurrence	2,353,553	212,204	9.0	491.4
18.2 Products liability - claims-made		2		
19.1,19.2 Private passenger auto liability	295,874,015	135,352,264	45.7	48.3
19.3,19.4 Commercial auto liability	53,823,409	28,453,177	52.9	52.3
21. Auto physical damage	215,133,823	108,600,561	50.5	53.2
22. Aircraft (all perils)				
23. Fidelity	292,126	65,467	22.4	4.3
24. Surety	2,501,547	323,974	13.0	20.4
26. Burglary and theft	764,502	30,762	4.0	6.4
27. Boiler and machinery	1,970,505	465,719	23.6	31.6
28. Credit				
29. International				
30. Warranty				
31. Reinsurance - Nonproportional Assumed Property	XXX	XXX	XXX	XXX
32. Reinsurance - Nonproportional Assumed Liability	XXX	XXX	XXX	XXX
33. Reinsurance - Nonproportional Assumed Financial Lines	XXX	XXX	XXX	XXX
34. Aggregate write-ins for other lines of business				
35. Totals	874,781,542	398,806,821	45.6	44.4
DETAILS OF WRITE-INS				
3401.				
3402.				
3403.				
3498. Summary of remaining write-ins for Line 34 from overflow page				
3499. Totals (Lines 3401 through 3403 plus 3498)(Line 34 above)				

PART 2 - DIRECT PREMIUMS WRITTEN

Line of Business	1	2	3
	Current Quarter	Current Year to Date	Prior Year Year to Date
1. Fire	3,872,086	3,872,086	3,670,128
2. Allied Lines	22,655,646	22,655,646	21,495,173
3. Farmowners multiple peril	54,895,678	54,895,678	53,614,817
4. Homeowners multiple peril	44,120,218	44,120,218	56,621,817
5. Commercial multiple peril	89,383,730	89,383,730	86,046,059
6. Mortgage guaranty			
8. Ocean marine			
9. Inland marine	17,861,574	17,861,574	16,269,746
10. Financial guaranty			
11.1 Medical professional liability - occurrence			25,441
11.2 Medical professional liability - claims-made			
12. Earthquake	897,469	897,469	898,117
13. Group accident and health	1,344,331	1,344,331	1,595,952
14. Credit accident and health			
15. Other accident and health	11,636	11,636	17,462
16. Workers' compensation	23,032,855	23,032,855	26,094,860
17.1 Other liability - occurrence	42,349,179	42,349,179	41,931,675
17.2 Other liability - claims-made	729,056	729,056	797,378
17.3 Excess workers' compensation			
18.1 Products liability - occurrence	2,505,461	2,505,461	2,249,901
18.2 Products liability - claims-made			
19.1,19.2 Private passenger auto liability	294,274,986	294,274,986	313,202,260
19.3,19.4 Commercial auto liability	52,957,139	52,957,139	57,533,383
21. Auto physical damage	215,076,154	215,076,154	230,004,710
22. Aircraft (all perils)			
23. Fidelity	339,646	339,646	346,142
24. Surety	2,836,380	2,836,380	2,773,385
26. Burglary and theft	753,766	753,766	704,152
27. Boiler and machinery	2,112,478	2,112,478	1,882,131
28. Credit			
29. International			
30. Warranty			
31. Reinsurance - Nonproportional Assumed Property	XXX	XXX	XXX
32. Reinsurance - Nonproportional Assumed Liability	XXX	XXX	XXX
33. Reinsurance - Nonproportional Assumed Financial Lines	XXX	XXX	XXX
34. Aggregate write-ins for other lines of business			
35. Totals	872,009,468	872,009,468	917,774,689
DETAILS OF WRITE-INS			
3401.			
3402.			
3403.			
3498. Summary of remaining write-ins for Line 34 from overflow page			
3499. Totals (Lines 3401 through 3403 plus 3498)(Line 34 above)			

STATEMENT AS OF MARCH 31, 2014 OF THE NATIONWIDE MUTUAL INSURANCE COMPANY

PART 3 (000 omitted)

LOSS AND LOSS ADJUSTMENT EXPENSE RESERVES SCHEDULE

	1	2	3	4	5	6	7	8	9	10	11	12	13
Years in Which Losses Occurred	Prior Year-End Known Case Loss and LAE Reserves	Prior Year-End IBNR Loss and LAE Reserves	Total Prior Year-End Loss and LAE Reserves (Cols. 1+2)	2014 Loss and LAE Payments on Claims Reported as of Prior Year-End	2014 Loss and LAE Payments on Claims Unreported as of Prior Year-End	Total 2014 Loss and LAE Payments (Cols. 4+5)	Q.S. Date Known Case Loss and LAE Reserves on Claims Reported and Open as of Prior Year End	Q.S. Date Known Case Loss and LAE Reserves on Claims Reported or Reopened Subsequent to Prior Year End	Q.S. Date IBNR Loss and LAE Reserves	Total Q.S. Loss and LAE Reserves (Cols.7+8+9)	Prior Year-End Known Case Loss and LAE Reserves Developed (Savings)/ Deficiency (Cols.4+7 minus Col. 1)	Prior Year-End IBNR Loss and LAE Reserves Developed (Savings)/ Deficiency (Cols. 5+8+9 minus Col. 2)	Prior Year-End Total Loss and LAE Reserve Developed (Savings)/ Deficiency (Cols. 11+12)
1. 2011 + Prior	2,276,907	1,504,350	3,781,257	303,461	4,989	308,450	2,115,932	2,293	1,346,142	3,464,367	142,486	(150,926)	(8,440)
2. 2012	1,148,122	844,907	1,993,029	213,533	4,817	218,350	1,026,799	21,752	736,436	1,784,987	92,210	(81,902)	10,308
3. Subtotals 2012 + Prior	3,425,029	2,349,257	5,774,286	516,994	9,806	526,800	3,142,731	24,045	2,082,578	5,249,354	234,696	(232,828)	1,868
4. 2013	1,941,773	1,962,191	3,903,964	733,419	97,194	830,613	1,596,122	98,497	1,404,883	3,099,502	387,768	(361,617)	26,151
5. Subtotals 2013 + Prior	5,366,802	4,311,448	9,678,250	1,250,413	107,000	1,357,413	4,738,853	122,542	3,487,461	8,348,856	622,464	(594,445)	28,019
6. 2014	XXX	XXX	XXX	XXX	962,016	962,016	XXX	626,358	793,705	1,420,063	XXX	XXX	XXX
7. Totals	5,366,802	4,311,448	9,678,250	1,250,413	1,069,016	2,319,429	4,738,853	748,900	4,281,166	9,768,919	622,464	(594,445)	28,019
8. Prior Year-End Surplus As Regards Policyholders	11,792,529										Col. 11, Line 7 As % of Col. 1 Line 7	Col. 12, Line 7 As % of Col. 2 Line 7	Col. 13, Line 7 As % of Col. 3 Line 7
											1. 11.6	2. (13.8)	3. 0.3
													Col. 13, Line 7 As a % of Col. 1 Line 8
													4. 0.2

SUPPLEMENTAL EXHIBITS AND SCHEDULES INTERROGATORIES

The following supplemental reports are required to be filed as part of your statement filing. However, in the event that your company does not transact the type of business for which the special report must be filed, your response of NO to the specific interrogatory will be accepted in lieu of filing a "NONE" report and a bar code will be printed below. If the supplement is required of your company but is not being filed for whatever reason enter SEE EXPLANATION and provide an explanation following the interrogatory questions.

	Response
1. Will the Trusteed Surplus Statement be filed with the state of domicile and the NAIC with this statement?	NO
2. Will Supplement A to Schedule T (Medical Professional Liability Supplement) be filed with this statement?	YES
3. Will the Medicare Part D Coverage Supplement be filed with the state of domicile and the NAIC with this statement?	NO
4. Will the Director and Officer Insurance Coverage Supplement be filed with the state of domicile and the NAIC with this statement?	YES

Explanations:

- 1.
- 3.

Bar Codes:

1. Trusteed Surplus Statement [Document Identifier 490]



3. Medicare Part D Coverage Supplement [Document Identifier 365]



STATEMENT AS OF MARCH 31, 2014 OF THE NATIONWIDE MUTUAL INSURANCE COMPANY

OVERFLOW PAGE FOR WRITE-INS

Additional Write-ins for Assets Line 25

	Current Statement Date			4 December 31 Prior Year Net Admitted Assets
	1 Assets	2 Nonadmitted Assets	3 Net Admitted Assets (Cols. 1 - 2)	
2504. Miscellaneous assets	48,123,439	4,517,038	43,606,401	51,168,126
2505. Other assets nonadmitted	149,815,199	149,815,199		
2506. Recoupment receivables	31,568,261		31,568,261	23,959,416
2507. Third party administrator receivable	(39,544)		(39,544)	78,689
2508. Deductible receivables	1,441,471		1,441,471	
2597. Summary of remaining write-ins for Line 25 from overflow page	230,908,826	154,332,237	76,576,589	75,206,231

Additional Write-ins for Liabilities Line 25

	1 Current Statement Date	2 December 31, Prior Year
2504. Escrow liabilities	4,646,353	5,298,006
2505. Loss based assessment payables		9,656,300
2506. Miscellaneous liabilities	135,450,606	131,225,822
2507. Accrued interest payable on surplus notes	25,012,500	
2508. Pooling expense payables	172,899,248	192,668,922
2509. Reserve for state escheat payments	50,447,391	49,691,323
2510. State surcharge/recoupment payable	12,119,052	12,525,322
2597. Summary of remaining write-ins for Line 25 from overflow page	400,575,150	401,065,695

STATEMENT AS OF MARCH 31, 2014 OF THE NATIONWIDE MUTUAL INSURANCE COMPANY

SCHEDULE A - VERIFICATION

Real Estate

	1 Year to Date	2 Prior Year Ended December 31
1. Book/adjusted carrying value, December 31 of prior year	685,631,718	677,971,035
2. Cost of acquired:		
2.1 Actual cost at time of acquisition		
2.2 Additional investment made after acquisition	6,752,321	25,326,927
3. Current year change in encumbrances		15,951,338
4. Total gain (loss) on disposals		
5. Deduct amounts received on disposals		
6. Total foreign exchange change in book/adjusted carrying value		
7. Deduct current year's other than temporary impairment recognized		
8. Deduct current year's depreciation	10,506,862	37,587,727
9. Book/adjusted carrying value at the end of current period (Lines 1+2+3+4-5+6-7-8)	681,877,177	681,661,573
10. Deduct total nonadmitted amounts		
11. Statement value at end of current period (Line 9 minus Line 10)	681,877,177	681,661,573

SCHEDULE B - VERIFICATION

Mortgage Loans

	1 Year to Date	2 Prior Year Ended December 31
1. Book value/recorded investment excluding accrued interest, December 31 of prior year	418,611,180	490,332,921
2. Cost of acquired:		
2.1 Actual cost at time of acquisition	27,101,000	131,205,273
2.2 Additional investment made after acquisition		28,842,709
3. Capitalized deferred interest and other		12,418,638
4. Accrual of discount	886,788	5,135,202
5. Unrealized valuation increase (decrease)	(359,509)	8,437,077
6. Total gain (loss) on disposals	3,200,000	6,346,476
7. Deduct amounts received on disposals	9,110,960	263,445,436
8. Deduct amortization of premium and mortgage interest points and commitment fees		
9. Total foreign exchange change in book value/recorded investment excluding accrued interest		
10. Deduct current year's other than temporary impairment recognized		661,679
11. Book value/recorded investment excluding accrued interest at end of current period (Lines 1+2+3+4+5+6-7-8+9-10)	440,328,499	418,611,180
12. Total valuation allowance	(5,852,264)	(6,284,103)
13. Subtotal (Line 11 plus Line 12)	434,476,235	412,327,077
14. Deduct total nonadmitted amounts		
15. Statement value at end of current period (Line 13 minus Line 14)	434,476,235	412,327,077

SCHEDULE BA - VERIFICATION

Other Long-Term Invested Assets

	1 Year to Date	2 Prior Year Ended December 31
1. Book/adjusted carrying value, December 31 of prior year	3,567,640,227	3,635,940,793
2. Cost of acquired:		
2.1 Actual cost at time of acquisition	54,526,318	519,476,433
2.2 Additional investment made after acquisition	110,759,740	589,754,296
3. Capitalized deferred interest and other	30	17,951
4. Accrual of discount		
5. Unrealized valuation increase (decrease)	38,579,166	73,079,201
6. Total gain (loss) on disposals	(182,938)	(11,564,441)
7. Deduct amounts received on disposals	214,539,863	1,173,514,615
8. Deduct amortization of premium and depreciation	4,063,290	64,919,101
9. Total foreign exchange change in book/adjusted carrying value	1,726,041	7,388,610
10. Deduct current year's other than temporary impairment recognized		8,018,900
11. Book/adjusted carrying value at end of current period (Lines 1+2+3+4+5+6-7-8+9-10)	3,554,445,431	3,567,640,227
12. Deduct total nonadmitted amounts	62,710,463	87,574,606
13. Statement value at end of current period (Line 11 minus Line 12)	3,491,734,968	3,480,065,621

SCHEDULE D - VERIFICATION

Bonds and Stocks

	1 Year to Date	2 Prior Year Ended December 31
1. Book/adjusted carrying value of bonds and stocks, December 31 of prior year	19,040,954,346	16,189,055,627
2. Cost of bonds and stocks acquired	1,882,835,593	5,912,230,575
3. Accrual of discount	6,611,282	26,509,609
4. Unrealized valuation increase (decrease)	267,424,299	90,860,382
5. Total gain (loss) on disposals	14,119,074	40,402,389
6. Deduct consideration for bonds and stocks disposed of	1,918,583,611	3,166,888,114
7. Deduct amortization of premium	10,932,763	43,593,697
8. Total foreign exchange change in book/adjusted carrying value	(339,915)	(3,358,201)
9. Deduct current year's other than temporary impairment recognized	3,589,031	4,264,224
10. Book/adjusted carrying value at end of current period (Lines 1+2+3+4+5-6-7+8-9)	19,278,499,274	19,040,954,346
11. Deduct total nonadmitted amounts		
12. Statement value at end of current period (Line 10 minus Line 11)	19,278,499,274	19,040,954,346

STATEMENT AS OF MARCH 31, 2014 OF THE NATIONWIDE MUTUAL INSURANCE COMPANY

SCHEDULE D - PART 1B

Showing the Acquisitions, Dispositions and Non-Trading Activity
During the Current Quarter for all Bonds and Preferred Stock by NAIC Designation

NAIC Designation	1 Book/Adjusted Carrying Value Beginning of Current Quarter	2 Acquisitions During Current Quarter	3 Dispositions During Current Quarter	4 Non-Trading Activity During Current Quarter	5 Book/Adjusted Carrying Value End of First Quarter	6 Book/Adjusted Carrying Value End of Second Quarter	7 Book/Adjusted Carrying Value End of Third Quarter	8 Book/Adjusted Carrying Value December 31 Prior Year
BONDS								
1. NAIC 1 (a)	8,307,142,041	224,710,045	510,676,057	(58,671,025)	7,962,505,004			8,307,142,041
2. NAIC 2 (a)	2,229,206,341	171,399,131	81,336,326	26,305,438	2,345,574,584			2,229,206,341
3. NAIC 3 (a)	345,383,181	131,986,261	33,651,484	16,008,694	459,726,652			345,383,181
4. NAIC 4 (a)	292,948,889	83,884,439	66,895,735	(843,546)	309,094,047			292,948,889
5. NAIC 5 (a)	38,246,543	5,175,829	17,519,187	(2,605,645)	23,297,540			38,246,543
6. NAIC 6 (a)	19,519,292	40,407	3,292,441	1,523,603	17,790,861			19,519,292
7. Total Bonds	11,232,446,287	617,196,112	713,371,230	(18,282,481)	11,117,988,688			11,232,446,287
PREFERRED STOCK								
8. NAIC 1								
9. NAIC 2	2,948,000			15,000	2,963,000			2,948,000
10. NAIC 3	88,764				88,764			88,764
11. NAIC 4								
12. NAIC 5								
13. NAIC 6								
14. Total Preferred Stock	3,036,764			15,000	3,051,764			3,036,764
15. Total Bonds and Preferred Stock	11,235,483,051	617,196,112	713,371,230	(18,267,481)	11,121,040,452			11,235,483,051

(a) Book/Adjusted Carrying Value column for the end of the current reporting period includes the following amount of non-rated short-term and cash equivalent bonds by NAIC designation: NAIC 1 \$ 136,081,979 ; NAIC 2 \$; NAIC 3 \$; NAIC 4 \$; NAIC 5 \$; NAIC 6 \$

STATEMENT AS OF MARCH 31, 2014 OF THE NATIONWIDE MUTUAL INSURANCE COMPANY

SCHEDULE DA - PART 1

Short-Term Investments

	1	2	3	4	5
	Book/Adjusted Carrying Value	Par Value	Actual Cost	Interest Collected Year-to-Date	Paid for Accrued Interest Year-to-Date
9199999 Totals	466,065,139	XXX	466,065,139	3,288	

SCHEDULE DA - VERIFICATION

Short-Term Investments

	1	2
	Year To Date	Prior Year Ended December 31
1. Book/adjusted carrying value, December 31 of prior year	610,644,826	501,797,953
2. Cost of short-term investments acquired	5,987,956,436	23,247,068,113
3. Accrual of discount		
4. Unrealized valuation increase (decrease)		
5. Total gain (loss) on disposals		
6. Deduct consideration received on disposals	6,132,536,123	23,138,221,240
7. Deduct amortization of premium		
8. Total foreign exchange change in book/adjusted carrying value		
9. Deduct current year's other than temporary impairment recognized		
10. Book/adjusted carrying value at end of current period (Lines 1+2+3+4+5-6-7+8-9)	466,065,139	610,644,826
11. Deduct total nonadmitted amounts		
12. Statement value at end of current period (Line 10 minus Line 11)	466,065,139	610,644,826

SCHEDULE DB - PART A - VERIFICATION

Options, Caps, Floors, Collars, Swaps and Forwards

1. Book/Adjusted Carrying Value, December 31, prior year (Line 9, prior year)	(39,306,329)
2. Cost Paid/(Consideration Received) on additions	(12,036,324)
3. Unrealized Valuation increase/(decrease)	6,097,211
4. Total gain (loss) on termination recognized	
5. Considerations received/(paid) on terminations	
6. Amortization	
7. Adjustment to the Book/Adjusted Carrying Value of hedged item	
8. Total foreign exchange change in Book/Adjusted Carrying Value	
9. Book/Adjusted Carrying Value at End of Current Period (Lines 1+2+3+4-5+6+7+8)	(45,245,442)
10. Deduct nonadmitted assets	
11. Statement value at end of current period (Line 9 minus Line 10)	(45,245,442)

SCHEDULE DB - PART B - VERIFICATION

Futures Contracts

1. Book/Adjusted carrying value, December 31 of prior year (Line 6, prior year)	27,737,423
2. Cumulative cash change (Section 1, Broker Name/Net Cash Deposits Footnote - Cumulative Cash Change column)	(1,156,088)
3.1 Add:	
Change in variation margin on open contracts - Highly Effective Hedges	
3.11 Section 1, Column 15, current year to date minus	
3.12 Section 1, Column 15, prior year	
Change in variation margin on open contracts - All Other	
3.13 Section 1, Column 18, current year to date minus	(318,336)
3.14 Section 1, Column 18, prior year	31,572,918 (31,891,254) (31,891,254)
3.2 Add:	
Change in adjustment to basis of hedged item	
3.21 Section 1, Column 17, current year to date minus	
3.22 Section 1, Column 17, prior year	
Change in amount recognized	
3.23 Section 1, Column 19, current year to date minus	(318,336)
3.24 Section 1, Column 19, prior year	31,572,918 (31,891,254) (31,891,254)
3.3 Subtotal (Line 3.1 minus Line 3.2)	
4.1 Cumulative variation margin on terminated contracts during the year	(2,285,279)
4.2 Less:	
4.21 Amount used to adjust basis of hedged item	
4.22 Amount recognized	(2,285,279) (2,285,279)
4.3 Subtotal (Line 4.1 minus Line 4.2)	
5. Dispositions gains (losses) on contracts terminated in prior year:	
5.1 Total gain (loss) recognized for terminations in prior year	
5.2 Total gain (loss) adjusted into the hedged item(s) for terminations in prior year	
6. Book/Adjusted carrying value at end of current period (Lines 1+2+3.3-4.3-5.1-5.2)	26,581,335
7. Deduct total nonadmitted amounts	
8. Statement value at end of current period (Line 6 minus Line 7)	26,581,335

STATEMENT AS OF MARCH 31, 2014 OF THE NATIONWIDE MUTUAL INSURANCE COMPANY

SCHEDULE DB - PART C - SECTION 1

Replication (Synthetic Asset) Transactions Open as of Current Statement Date

Replication (Synthetic Asset) Transactions								Components of the Replication (Synthetic Asset) Transactions							
1 Number	2 Description	3 NAIC Designation or Other Description	4 Notional Amount	5 Book/Adjusted Carrying Value	6 Fair Value	7 Effective Date	8 Maturity Date	Derivative Instrument(s) Open			Cash Instrument(s) Held				
								9 Description	10 Book/Adjusted Carrying Value	11 Fair Value	12 CUSIP	13 Description	14 NAIC Designation or Other Description	15 Book/Adjusted Carrying Value	16 Fair Value
	Replication of an investment in an index (Barclays Backwardation Alpha) tied to total return swap ...	TRS130942851	24,170,865	24,452,382	30,650,076	10/15/2013	04/15/2014	Total Return Swap (Barclays Backwardation Alpha)	107,490	107,490	912828-FL-9	Tys INTI IX Note	1	24,344,892	30,542,587
	Replication of an investment in an index (Barclays Commodity Strat 1670) tied to total return swap ...	TRS130949431	25,951,852	26,204,356	32,858,717	10/22/2013	04/24/2014	Total Return Swap (Barclays Commodity Strat 1670)	65,653	65,653	912828-FL-9	Tys INTI IX Note	1	26,138,702	32,793,063
	Replication of an investment in an index (JPM Seasonal Spread Port Cndty) tied to total return swap ...	TRS130949451	14,700,590	14,830,004	18,599,408	10/23/2013	04/25/2014	Total Return Swap (JPM Seasonal Spread Port Cndty)	23,571	23,571	912828-FL-9	Tys INTI IX Note	1	14,806,432	18,575,837
	Replication of an investment in an index (CS Cust 88 Excess Return Cndty) tied to total return swap ...	TRS141021001	20,480,210	20,787,041	26,038,408	01/24/2014	07/24/2014	Total Return Swap (CS Cust 88 Excess Return Cndty)	159,376	159,376	912828-FL-9	Tys INTI IX Note	1	20,627,665	25,879,032
	Replication of an investment in an index (Credit Suisse Momentum & Vol) tied to total return swap ...	TRS141033411	9,989,662	9,963,139	12,524,607	02/05/2014	08/05/2014	Total Return Swap (Credit Suisse Momentum & Vol)	(98,448)	(98,448)	912828-FL-9	Tys INTI IX Note	1	10,061,587	12,623,054
	Replication of an investment in an index (Barclays Cross Asset Trend) tied to total return swap ...	TRS141042111	39,020,515	39,247,440	49,252,760	02/14/2014	08/14/2014	Total Return Swap (Barclays Cross Asset Trend)	(54,018)	(54,018)	912828-FL-9	Tys INTI IX Note	1	39,301,458	49,306,778
9999999 - Totals				135,484,361	169,923,975	XXX	XXX	XXX	203,624	203,624	XXX	XXX	XXX	135,280,737	169,720,351

S105

STATEMENT AS OF MARCH 31, 2014 OF THE NATIONWIDE MUTUAL INSURANCE COMPANY

SCHEDULE DB - PART C - SECTION 2

Replication (Synthetic Asset) Transactions Open

	First Quarter		Second Quarter		Third Quarter		Fourth Quarter		Year To Date	
	1 Number of Positions	2 Total Replication (Synthetic Asset) Transactions Statement Value	3 Number of Positions	4 Total Replication (Synthetic Asset) Transactions Statement Value	5 Number of Positions	6 Total Replication (Synthetic Asset) Transactions Statement Value	7 Number of Positions	8 Total Replication (Synthetic Asset) Transactions Statement Value	9 Number of Positions	10 Total Replication (Synthetic Asset) Transactions Statement Value
1. Beginning Inventory	9	192,751,636							9	192,751,636
2. Add: Opened or Acquired Transactions.....	3	69,997,620							3	69,997,620
3. Add: Increases in Replication (Synthetic Asset) Transactions Statement Value.....	XXX		XXX		XXX		XXX		XXX	
4. Less: Closed or Disposed of Transactions.....	6	126,689,372							6	126,689,372
5. Less: Positions Disposed of for Failing Effectiveness Criteria.....										
6. Less: Decreases in Replication (Synthetic Asset) Transactions Statement Value.....	XXX	575,523	XXX		XXX		XXX		XXX	575,523
7. Ending Inventory	6	135,484,361							6	135,484,361

STATEMENT AS OF MARCH 31, 2014 OF THE NATIONWIDE MUTUAL INSURANCE COMPANY

SCHEDULE DB - VERIFICATION

Verification of Book/Adjusted Carrying Value, Fair Value and Potential Exposure of all Open Derivative Contracts

	Book/Adjusted Carrying Value Check
1. Part A, Section 1, Column 14.....	(45,245,442)
2. Part B, Section 1, Column 15 plus Part B, Section 1 Footnote - Total Ending Cash Balance.....	26,581,335
3. Total (Line 1 plus Line 2).....	(18,664,108)
4. Part D, Section 1, Column 5.....	61,634,862
5. Part D, Section 1, Column 6.....	(80,298,970)
6. Total (Line 3 minus Line 4 minus Line 5).....
	Fair Value Check
7. Part A, Section 1, Column 16.....	(15,301,075)
8. Part B, Section 1, Column 13.....	440,586
9. Total (Line 7 plus Line 8).....	(14,860,490)
10. Part D, Section 1, Column 8.....	93,443,805
11. Part D, Section 1, Column 9.....	(82,163,546)
12. Total (Line 9 minus Line 10 minus Line 11).....	(26,140,749)
	Potential Exposure Check
13. Part A, Section 1, Column 21.....	16,904,338
14. Part B, Section 1, Column 20.....	26,581,335
15. Part D, Section 1, Column 11.....	43,485,673
16. Total (Line 13 plus Line 14 minus Line 15).....

SCHEDULE E - VERIFICATION

(Cash Equivalents)

	1	2
	Year To Date	Prior Year Ended December 31
1. Book/adjusted carrying value, December 31 of prior year		
2. Cost of cash equivalents acquired		
3. Accrual of discount		
4. Unrealized valuation increase (decrease)		
5. Total gain (loss) on disposals		
6. Deduct consideration received on disposals		
7. Deduct amortization of premium		
8. Total foreign exchange change in book/adjusted carrying value		
9. Deduct current year's other than temporary impairment recognized		
10. Book/adjusted carrying value at end of current period (Lines 1+2+3+4+5-6-7+8-9)		
11. Deduct total nonadmitted amounts		
12. Statement value at end of current period (Line 10 minus Line 11)		

NONE

STATEMENT AS OF MARCH 31, 2014 OF THE NATIONWIDE MUTUAL INSURANCE COMPANY

SCHEDULE A - PART 2

Showing All Real Estate ACQUIRED AND ADDITIONS MADE During the Current Quarter

1 Description of Property	2 Location		4 Date Acquired	5 Name of Vendor	6 Actual Cost at Time of Acquisition	7 Amount of Encumbrances	8 Book/Adjusted Carrying Value Less Encumbrances	9 Additional Investment Made After Acquisition
	City	3 State						
1 parcel bounded by Nationwide Blvd., High, Chestnut and Front Sts.	Columbus	Ohio	01/01/1976		124,181,404		79,848,067	1,877,579
Gainey II - 8877 N. Gainey Center Drive, Scottsdale, AZ	Scottsdale	Arizona	07/31/2007		27,485,668		18,461,730	649,984
355 Maple Ave	Harleysville	Pennsylvania	12/03/2012		25,217,230		33,979,311	2,742,548
3300 SW Williston	Gainesville	Florida	01/01/1979		9,614,259		5,686,125	144,649
151, Hyatt Resort Dr, Rogers Road	San Antonio	Texas	02/24/2011		11,635,185		56,476,396	122,675
Data Center North	Lewis Center	Ohio	06/30/1986		63,337,721		31,864,135	753,939
1100 Locust	Des Moines	Iowa	04/30/2001		152,079,135		93,429,944	39,115
Hickory St. Garage	Columbus	Ohio	01/01/1978		7,938,496		6,166,277	29,603
Plaza 3 and Atrium	Columbus	Ohio	01/01/1989		116,600,880		60,265,517	22,584
1000 Nationwide	Harrisburg	Pennsylvania	01/01/1980		17,998,915		7,044,475	4,052
1000 Market NE	Canton	Ohio	01/01/1981		22,393,959		10,915,374	36,091
Delaware Bank, Land with Building	Lewis Center	Ohio	01/01/1998		2,112,085		1,978,858	4,359
215 N. Front St	Columbus	Ohio	01/01/1998		19,235,485		16,334,815	9,058
204 12th Street	Des Moines	Iowa	02/08/2008		2,615,396		5,033,348	171,363
Training Ctr., Powell Rd & US 23, totaling 39,172 sq ft	Lewis Center	Ohio	01/01/1960		23,076,460		17,455,747	154,036
Airport Hangar Building	Columbus	Ohio	01/01/2002		14,148,487		8,447,791	68,551
0199999. Acquired by Purchase					639,670,765		453,387,910	6,830,186
280 Plaza N High St	Columbus	Ohio	01/01/1996		26,900,342		22,108,829	(42,627)
1200 Locust	Des Moines	Iowa	12/30/2001		1,983,400		44,102,257	(8,518)
Southpot Plaza	Indianapolis	Indiana	07/16/2009		5,651,732		5,249,322	(18,545)
Other Aggregates								(8,175)
0299999. Acquired by Internal Transfer					34,535,474		71,460,408	(77,865)
0399999 - Totals					674,206,239		524,848,318	6,752,321

SCHEDULE A - PART 3

Showing All Real Estate DISPOSED During the Quarter, Including Payments During the Final Year on "Sales Under Contract"

1 Description of Property	2 Location		4 Disposal Date	5 Name of Purchaser	6 Actual Cost	7 Expended for Additions, Permanent Improvements and Changes in Encumbrances	8 Book/Adjusted Carrying Value Less Encumbrances Prior Year	9 Change in Book/Adjusted Carrying Value Less Encumbrances					14 Book/Adjusted Carrying Value Less Encumbrances on Disposal	15 Amounts Received During Year	16 Foreign Exchange Gain (Loss) on Disposal	17 Realized Gain (Loss) on Disposal	18 Total Gain (Loss) on Disposal	19 Gross Income Earned Less Interest Incurred on Encumbrances	20 Taxes, Repairs and Expenses Incurred
	City	State						9 Current Year's Depreciation	10 Current Year's Other Than Temporary Impairment Recognized	11 Current Year's Change in Encumbrances	12 Total Change in Book/Adjusted Carrying Value (11-9-10)	13 Total Foreign Exchange Change in Book/Adjusted Carrying Value							
NONE																			
0399999 - Totals																			

E01

STATEMENT AS OF MARCH 31, 2014 OF THE NATIONWIDE MUTUAL INSURANCE COMPANY

SCHEDULE B - PART 2

Showing All Mortgage Loans ACQUIRED AND ADDITIONS MADE During the Current Quarter

1 Loan Number	2 Location		3 State	4 Loan Type	5 Date Acquired	6 Rate of Interest	7 Actual Cost at Time of Acquisition	8 Additional Investment Made After Acquisition	9 Value of Land and Buildings
	City								
00-1102135	ANN ARBOR		MI		01/30/2014	3.680	17,500,000		23,620,000
0599999. Mortgages in good standing - Commercial mortgages-all other							17,500,000		23,620,000
99-0000021	SAN ANTONIO		TX		01/24/2014	10.000			100,500,000
99-0000022	HOUSTON		TX		03/14/2014	11.000	9,601,000		53,500,000
0699999. Mortgages in good standing - Mezzanine Loans							9,601,000		154,000,000
0899999. Total Mortgages in good standing							27,101,000		177,620,000
1699999. Total - Restructured Mortgages									
2499999. Total - Mortgages with overdue interest over 90 days									
3299999. Total - Mortgages in the process of foreclosure									
3399999 - Totals							27,101,000		177,620,000

SCHEDULE B - PART 3

Showing All Mortgage Loans DISPOSED, Transferred or Repaid During the Current Quarter

1 Loan Number	2 Location		4 Loan Type	5 Date Acquired	6 Disposal Date	7 Book Value/Recorded Investment Excluding Accrued Interest Prior Year	8 Change in Book Value/Recorded Investment					14 Book Value/Recorded Investment Excluding Accrued Interest on Disposal	15 Consid-eration	16 Foreign Exchange Gain (Loss) on Disposal	17 Realized Gain (Loss) on Disposal	18 Total Gain (Loss) on Disposal
	City	State					8 Unrealized Valuation Increase (Decrease)	9 Current Year's (Amortization) /Accretion	10 Current Year's Other Than Temporary Impairment Recognized	11 Capitalized Deferred Interest and Other	12 Total Change in Book Value (8+9-10+11)					
00-1100159	WOODLAWN	MD		02/27/2004	03/10/2014	1,141,506						1,141,506	1,141,506			
00-1100226	INDIANAPOLIS	IN		10/24/2003	01/29/2014	2,000,000						2,000,000	2,000,000			
0199999. Mortgages closed by repayment						3,141,506						3,141,506	3,141,506			
00-1000038	VISTA	CA		08/31/2000		697,637						19,261	19,261			
00-1000267	RICHMOND	VA		11/14/2000		251,832						29,823	29,823			
00-1000391	BROOKLYN	OH		01/11/2001		2,769,312						71,412	71,412			
00-1000449	EAST MEADOW	NY		12/29/2000		3,414,716						41,529	41,529			
00-1000450	MIDLAND PARK	NJ		12/29/2000		3,263,608						39,691	39,691			
00-1000508	PLANO	TX		03/06/2001		992,569						129,556	129,556			
00-1000570	WEST PALM BEACH	FL		06/20/2001		516,484						45,836	45,836			
00-1000714	CLOSTER	NJ		11/08/2001		1,464,367						33,404	33,404			
00-1000791	MILWAUKEE	WI		12/17/2001		524,693						23,467	23,467			
00-1000804	DAVENPORT	IA		02/14/2002		1,745,449						39,461	39,461			
00-1000869	CINCINNATI	OH		03/13/2002		219,640						12,444	12,444			
00-1000926	MARIETTA	GA		12/23/2002		1,270,692						13,863	13,863			
00-1000999	AURORA	CO		03/03/2004		2,402,327						11,946	11,946			
00-1001038	ITHACA	NY		10/01/2002		8,608,039						51,986	51,986			
00-1001063	OCEOLA TOWNSHIP	MI		03/14/2003		1,337,166						14,529	14,529			
00-1001090	MASON	OH		12/20/2002		7,746,878						54,983	54,983			
00-1001152	DALLAS	TX		12/20/2002		3,214,091						29,044	29,044			
00-1001164	CHESTERFIELD	VA		11/20/2002		4,841,259						35,660	35,660			
00-1001203	NILES	IL		12/30/2002		2,441,278						17,462	17,462			
00-1001310	SOLON	OH		04/28/2003		763,719						38,557	38,557			

STATEMENT AS OF MARCH 31, 2014 OF THE NATIONWIDE MUTUAL INSURANCE COMPANY

SCHEDULE B - PART 3

Showing All Mortgage Loans DISPOSED, Transferred or Repaid During the Current Quarter

1 Loan Number	2 Location		4 Loan Type	5 Date Acquired	6 Disposal Date	7 Book Value/ Recorded Investment Excluding Accrued Interest Prior Year	8 Change in Book Value/Recorded Investment					14 Book Value/ Recorded Investment Excluding Accrued Interest on Disposal	15 Consid- eration	16 Foreign Exchange Gain (Loss) on Disposal	17 Realized Gain (Loss) on Disposal	18 Total Gain (Loss) on Disposal
	2 City	3 State					8 Unrealized Valuation Increase (Decrease)	9 Current Year's (Amortization) /Accretion	10 Current Year's Other Than Temporary Impairment Recognized	11 Capitalized Deferred Interest and Other	12 Total Change in Book Value (8+9-10+11)					
00-1002016	OBETZ	OH		03/31/2003		2,980,158						26,462	26,462			
00-1100034	WARWICK	RI		05/30/2003		5,327,505		67,388				49,467	49,467			
00-1100106	WINTERPARK	FL		01/29/2004		2,633,325		51,237				72,225	72,225			
00-1100107	WINTERPARK	FL		11/24/2004		2,288,115		41,918				59,345	59,345			
00-1100109	WILFORD	OH		09/23/2003		447,127						20,814	20,814			
00-1100291	TROY	MI		02/06/2004		2,046,690						41,292	41,292			
00-1100565	MEMPHIS	TN		11/24/2004		1,288,906						9,471	9,471			
00-1100583	BOSTON	MA		09/27/2004		3,972,661						37,070	37,070			
00-1100597	MENTOR	OH		11/18/2004		749,364						12,454	12,454			
00-1100678	MOKENA	IL		11/22/2004		1,564,593						15,412	15,412			
00-1100682	MENLO PARK	CA		07/10/2006		3,011,696						41,166	41,166			
00-1100696	KANSAS CITY	MO		11/22/2004		1,549,088						17,644	17,644			
00-1100733	WEST VAIL	CO		03/24/2005		2,129,163						13,457	13,457			
00-1100740	TAMPA	FL		02/25/2005		1,391,730						22,227	22,227			
00-1100770	KANSAS CITY	MO		03/28/2005		859,133						13,844	13,844			
00-1100828	VARIOUS CITIES	TN		07/08/2005		3,667,782						57,028	57,028			
00-1100844	ORLAND PARK	IL		07/22/2005		701,960						11,058	11,058			
00-1100865	ANN ARBOR	MI		07/20/2005		3,192,276						30,125	30,125			
00-1100879	SALT LAKE CITY	UT		10/28/2005		1,613,516						14,804	14,804			
00-1100904	DENVER	CO		08/29/2005		2,393,963						22,677	22,677			
00-1100905	AUSTIN	TX		07/07/2005		1,422,122						6,383	6,383			
00-1100925	PLANO	TX		09/15/2005		6,882,440						26,123	26,123			
00-1100927	ANN ARBOR	MI		08/09/2005		1,705,435						10,949	10,949			
00-1100934	CARMEL	IN		10/13/2005		1,044,063		41,008			41,008	55,630	55,630			
00-1100947	ELDERSBURG	MD		08/31/2005		1,762,164						16,474	16,474			
00-1100952	KANSAS CITY	KS		08/18/2005		3,066,443						29,239	29,239			
00-1100958	JANESVILLE	WI		11/01/2005		719,154						10,803	10,803			
00-1100962	SAN FRANCISCO	CA		09/15/2005		1,122,171						10,502	10,502			
00-1100989	BRIDGETON	MO		10/13/2005		938,136						13,984	13,984			
00-1100993	TALLAHASSEE	FL		10/11/2005		6,594,823		59,568			59,568	50,875	50,875			
00-1100998	OXNARD	CA		10/11/2005		889,039						8,103	8,103			
00-1101004	REDLANDS	CA		10/18/2005		1,617,681						14,701	14,701			
00-1101012	LEXINGTON	KY		11/30/2005		1,780,615						27,322	27,322			
00-1101027	KING OF PRUSSIA	PA		11/18/2005		4,600,478						22,793	22,793			
00-1101085	HARTFORD	CT		01/24/2006								3,200,000	3,200,000		3,200,000	3,200,000
00-1101391	JACKSONVILLE	FL		05/01/2007		7,797,251						27,637	27,637			
00-1101437	STAMFORD	CT		03/01/2007		13,370,039						285,037	285,037			
00-1101520	FT. MYERS	FL		08/09/2007		7,236,419		175,479			175,479	64,596	64,596			
00-1101555	SCOTTSDALE	AZ		12/31/2007		9,440,585		265,252			265,252	183,619	183,619			
00-1101556	SCOTTSDALE	AZ		12/31/2007		3,735,733		112,675			112,675	68,224	68,224			
00-1101655	LOS ANGELES	CA		10/30/2008		311,542						37,344	37,344			
00-1101667	AUSTELL	GA		11/05/2009		244,431						91,095	91,095			
00-1101824	BURLINGTON	KY		08/06/2012		5,829,234						141,099	141,099			
00-1101892	LINCOLN	NE		07/13/2012		1,149,166						10,059	10,059			
00-1101969	JACKSONVILLE	FL		09/12/2013		7,220,455						120,303	120,303			
00-1102024	LAS VEGAS	NV		10/11/2013		1,667,957						19,932	19,932			
03-0307261	GAINESVILLE	FL		08/11/1995		1,296,912						26,820	26,820			
03-4002230	CLEARWATER	FL		09/22/1999		4,253,870		15,246			15,246	47,852	47,852			
0299999 - Mortgages with partial repayments						189,993,064		829,772			829,772	2,769,455	5,969,455		3,200,000	3,200,000
0599999 - Totals						193,134,569		829,772			829,772	5,910,961	9,110,960		3,200,000	3,200,000

E02.1

STATEMENT AS OF MARCH 31, 2014 OF THE NATIONWIDE MUTUAL INSURANCE COMPANY

SCHEDULE BA - PART 2

Showing Other Long-Term Invested Assets ACQUIRED AND ADDITIONS MADE During the Current Quarter

1 CUSIP Identification	2 Name or Description	3 Location		5 Name of Vendor or General Partner	6 NAIC Designation	7 Date Originally Acquired	8 Type and Strategy	9 Actual Cost at Time of Acquisition	10 Additional Investment Made After Acquisition	11 Amount of Encumbrances	12 Commitment for Additional Investment	13 Percentage of Ownership
		City	State									
	Ashmore Emerging Markets Corporate High Yield Fund Ltd.	London	England	Northern Trust International		05/10/2011	12		35,000,000			
	Cyprum Investors III, LP(fka KPP Investors III)	Cleveland	OH	Cyprum Investors		12/29/2006	2		74,118		3,353,943	10.000
	Cyprum Investors IV	Cleveland	OH	Cyprum Investors		12/30/2013	2		3,900,921		25,950,236	6.000
	GSO Capital Opportunities Fund II LP	New York	NY	GSO Capital Opportunities Fund II LP		11/02/2011	2		2,594,193		43,871,338	1.880
	Kayne Anderson Mezzanine Partners (QP) L.P.	Los Angeles	CA	Kayne Anderson Capital Advisors, L.P.		08/31/2010	2		1,163,365		6,698,225	5.000
	New York Life Investment Management Mezzanine Partners II, LP	New York	NY	GoldPoint Partners		10/31/2007	2		20,523		3,036,615	2.500
	Newstone Capital Partners II, LP	Los Angeles	CA	Newstone Capital Partners		12/29/2010	2		1,237,500		16,839,266	3.750
	Prudential Capital Partners II, LP	Chicago	IL	Prudential Capital Group		04/28/2005	2		16,829		774,095	1.290
	Prudential Capital Partners III, LP	Chicago	IL	Prudential Capital Group		10/15/2008	2		95,749		1,243,885	1.030
	Yukon Capital Partners II, LP	Wilmington	DE	Yukon Partners		12/19/2013	2		(231,658)		26,931,658	10.000
	Yukon Capital Partners, LP	Wilmington	DE	Yukon Partners		06/15/2011	2		593,064		3,937,889	
1399999	Joint Venture Interests - Fixed Income - Unaffiliated								44,464,604		132,637,150	XXX
	3i India Infrastructure Fund LP	London	England	3i Plc.		11/21/2013			13,300		519,050	0.290
	Actera Partners L.P.	Istanbul	Turkey	Actera Partners		12/31/2012	3		21,286		356,666	1.550
	Actis Global 4 LP	London	England	Actis Group		12/15/2011			(67,887)		26,734,566	1.360
	Activa Capital II	Paris	France	Activa Capital		04/23/2007	3	5,905,519	135,748		277,444	1.560
	Advent Central & Eastern Europe IV, LP	Boston	MA	Advent International Corp.		12/31/2012	3		16,776		644,000	0.500
	Affinity Asia Pacific Fund III	Central	Hong Kong	Affinity Equity Partners		12/31/2012	3		81,258		1,625,710	0.610
	Apax Europe VII	New York	NY	Apax Ventures Worldwide, LLP		12/31/2012	3		320,302		262,500	0.490
	Arclight Energy Partners V, LP	Wilmington	DE	Arclight Capital Partners LLC		12/01/2011			3,064,567		12,669,794	0.910
	BC European Capital VIII NMPPEF	London	UK	BC Partners		04/19/2005	3	9,561,089			854,000	0.240
	BioMotiv, LLC	Cleveland	OH	BioMotiv		07/12/2013	1		430,000		5,995,000	10.000
	Bridgepoint Europe IV LP	Frankfurt	Germany	Bridgepoint Capital		10/31/2013	3		2,783,513		2,990,039	0.520
	Carlyle Europe Partners II, L.P.	New York	NY	Carlyle Group, L.P.		09/25/2013	3		1,141		731,343	0.550
	Carlyle Europe Partners III, L.P.	New York	NY	Carlyle Group, L.P.		09/26/2013	3		(39,742)		1,630,369	0.250
	Catterton Partners VII, L.P.	Greenwich	CT	Catterton Partners		09/03/2013	3		496,365		14,488,332	1.120
	CHAMP II Worldwide, L.P.	New York	NY	Castle Harlan, Inc.		06/21/2013	3		23,551		735,355	1.740
	Charterhouse Capital Partners VIII LP	London	England	Charterhouse Capital Partners, LLP		11/30/2013	3		29,125		1,003,772	0.200
	Comvest Investment Partners IV, LP	West Palm Beach	FL	Comvest Investment Partners		07/29/2011			4,004,128		16,474,058	5.150
	CVC European Equity Partners IV L.P.	London	England	CVC Capital Partners		06/21/2013	3		3,795		817,817	0.120
	CVC IV Tandem Fund	London	England	CVC Capital Partners		06/21/2013	3		43,111		1,705,891	0.410
	EnCap Energy Capital Fund IX LP	Dallas	TX	EnCap Investments, L.P.		01/08/2013			558,204		18,126,501	0.510
	EnCap Energy Capital Fund VII, L.P.	Dallas	TX	EnCap Investments, L.P.		09/28/2007			220,774		3,479,163	1.250
	EnCap Energy Capital Fund VIII Co-Investors LP	Houston	TX	EnCap Investments, L.P.		12/08/2011			529,289		2,018,236	1.350
	EnCap Energy Capital Fund VIII LP	Houston	TX	EnCap Investments, L.P.		12/15/2010			1,204,740		6,063,814	0.500
	Energy Spectrum Partners V, LP	Dallas	TX	Energy Spectrum Partners		12/01/2007			35,309		1,651,561	2.450
	Energy Spectrum VI, L.P.	Dallas	TX	Energy Spectrum Partners		02/28/2011			341,152		16,602,580	3.000
	Energy Trust Partners Fund IV, L.P.	Dallas	TX	Energy Trust Capital		08/30/2013			(775,117)		15,791,122	4.170
	EQT V LP	Stockholm	Sweden	EQT Partners AB		10/13/2006	3		30,692		504,935	0.140
	Fox Paine Capital Fund II, LP	Foster City	CA	Fox Paine & Company, LLC		12/31/2000	3		24,380		2,465,360	1.030
	Global Infrastructure Partners	New York	NY	Global Infrastructure Management LLC		12/14/2007			23,916		4,036,870	0.430
	Gresham 4A	London	UK	Gresham Private Equity		06/30/2006	3	6,199,838	52,577		282,293	1.300
	Innova/4 LP	Warsaw	Poland	Innova Capital		11/29/2013	3		73,240		22,786	4.380
	Lovell Minnick Equity Partners III LP	El Segundo	CA	Lovell Minnick Equity Partners, LP		09/26/2008	3		2,443,746		8,380,336	6.350
	MBK Partners Fund III, L.P.	Central	Hong Kong	MBK Partners		07/17/2013	3		134,017		22,848,407	1.120
	Navis Asia Fund V, L.P.	Kuala Lumpur	Malaysia	Navis		12/31/2012	3		325,425			1.010
	NCT Ventures Fund I LP	Columbus	OH	NCT Ventures		06/20/2008	1		23,263		93,993	22.450
	Paine and Partners Capital Fund III, LP(fka Fox Paine Capital Fund III)	Foster City	CA	Fox Paine & Company, LLC		08/15/2006	3		191,615		817,713	1.270
	Silver Lake Partners III, LP	Menlo Park	CA	Silver Lake Partners, LLC		12/19/2006	3		60,775		6,205,167	0.430
	Silver Lake Partners IV, L.P.	Menlo Park	CA	Silver Lake Partners, LLC		04/02/2013	3		247,795		30,230,664	0.310
	TDR Capital II 'C' L.P.	Greenwich	CT	Tudor Investment Corporation		06/26/2006	3	17,816,334			1,241,727	0.550
	Terra Firma Capital Partners III, L.P.	London	UK	Terra Firma Capital Partners Ltd.		05/31/2006	3	15,043,538	397,364		254,261	0.330
	Trident IV, LP	Greenwich	CT	Stone Point Capital LLC		05/21/2007	3		223,004		4,109,977	1.590
	Trident V, LP	Greenwich	CT	Stone Point Capital LLC		12/20/2010	3		2,600,988		3,832,107	0.420
	UC Stand-By Facility 2, L.P.	Tokyo	Japan	Unison Capital, Inc.		06/21/2013	3		25,788		298,178,977	8.040
	Unison Capital Partners II (F), L.P.	Tokyo	Japan	Unison Capital, Inc.		06/21/2013	3		30,931		216,020,197	2.830
1599999	Joint Venture Interests - Common Stock - Unaffiliated								54,526,318		753,774,454	XXX
	Nationwide Private Equity Fund, LLC	Columbus	OH	Nationwide Private Equity Fund LLC		10/14/2004	3		1,071,785		134,657,150	100.000
1699999	Joint Venture Interests - Common Stock - Affiliated								1,071,785		134,657,150	XXX
	Metropolitan Real Estate Partners V, L.P.	NY	NY	Metropolitan Real Estate Management		04/16/2007			(11,387)		2,475,000	9.190
	STCE NC Nationwide Fund LLC	Atlanta	GA	FLS Energy		12/30/2013			1,280,000			50.000
	Yankee Brothers	Columbus	OH	O2 Energies Inc		08/22/2013			1,232		3,338	100.000

E03

STATEMENT AS OF MARCH 31, 2014 OF THE NATIONWIDE MUTUAL INSURANCE COMPANY

SCHEDULE BA - PART 2

Showing Other Long-Term Invested Assets ACQUIRED AND ADDITIONS MADE During the Current Quarter

1 CUSIP Identification	2 Name or Description	3 Location		5 Name of Vendor or General Partner	6 NAIC Designation	7 Date Originally Acquired	8 Type and Strategy	9 Actual Cost at Time of Acquisition	10 Additional Investment Made After Acquisition	11 Amount of Encumbrances	12 Commitment for Additional Investment	13 Percentage of Ownership
		City	State									
	Bay Area Historic 2011 Fund	San Francisco	CA	Impact Community LLC					55,646		917,363	
1799999	Joint Venture Interests - Real Estate - Unaffiliated								1,325,491		3,395,701	XXX
	BCCS Investment Fund, LLC	Boston	MA	BCCS, LLC		02/21/2008			126,167		396,410	100.000
	ELH Investment Fund LLC	Washington	DC	ELH Investment Fund, LLC		02/29/2008			163,438		684,564	100.000
	Nationwide Realty Investors, LLC	Columbus	OH	Nationwide Realty Investors, LLC		12/31/2000			3,550,000			95.000
	NTCIF 2011	Columbus	OH	Impact Community LLC		03/08/2012			4,368,193			50.000
	NW REI, LLC	Columbus	OH	NW REI, LLC		02/08/2008			14,346,113			100.000
	The Leaguers Investment Fund LLC	Newark	NJ	The Leaguers Investment Fund, LLC		01/17/2008			233,100		846,027	100.000
1899999	Joint Venture Interests - Real Estate - Affiliated								22,787,011		1,927,001	XXX
	Arden Strategic Investment Fund	Wilmington	DE	JP Morgan Hedge Fund Services		12/28/2012	13		19,650,000			
2299999	Joint Venture Interests - Other - Affiliated								19,650,000			XXX
	Nationwide Affordable Housing Fund 33	Cleveland	OH	Red Capital Partners		11/01/2006			813,050		3,959,771	99.990
3399999	Non-Guaranteed Federal Low Income Housing Tax Credit - Unaffiliated								813,050		3,959,771	XXX
	Mayfair Mill LLC	Rock Hill	SC	Mayfair State Investors, LLC		10/24/2007			262			33.330
3599999	Guaranteed State Low Income Housing Tax Credit - Unaffiliated								262			XXX
	Mayberry Solar, LLC	Mount Airy	NC	Mayberry Solar LLC		08/15/2011			263,333		630,663	100.000
3799999	Non-Guaranteed State Low Income Housing Tax Credit - Unaffiliated								263,333		630,663	XXX
4499999	Total - Unaffiliated							54,526,318	67,250,944		894,397,740	XXX
4599999	Total - Affiliated								43,508,796		136,584,151	XXX
4699999	Totals							54,526,318	110,759,740		1,030,981,891	XXX

SCHEDULE BA - PART 3

Showing Other Long-Term Invested Assets DISPOSED, Transferred or Repaid During the Current Quarter

1 CUSIP Identification	2 Name or Description	3 Location		5 Name of Purchaser or Nature of Disposal	6 Date Originally Acquired	7 Disposal Date	8 Book/ Adjusted Carrying Value Less Encumbrances, Prior Year	9 Change in Book/Adjusted Carrying Value							15 Book/ Adjusted Carrying Value Less Encumbrances on Disposal	16 Consi-deration	17 Foreign Exchange Gain (Loss) on Disposal	18 Realized Gain (Loss) on Disposal	19 Total Gain (Loss) on Disposal	20 Investment Income
		City	State					9 Unrealized Valuation Increase (De-crease)	10 Current Year's (Depreciation) or (Amortization)/ Accretion	11 Current Year's Other Than Temporary Impairment Recognized	12 Capitalized Deferred Interest and Other	13 Total Change in Book/ Adjusted Carrying Value (9+10-11+12)	14 Total Foreign Exchange Change in Book/ Adjusted Carrying Value							
	GSO Capital Opportunities Fund II LP	New York	NY	Distribution	11/02/2011	03/27/2014	11,630,329	6,062					6,062		11,961,606	212,828			337,487	
	Kayne Anderson Mezzanine Partners (OP) L.P.	Los Angeles	CA	Distribution	08/31/2010	01/17/2014	17,098,835								17,098,835	3,204,006			352,918	
	New York Life Investment Management Mezzanine Partners II, LP	New York	NY	Distribution	10/31/2007	02/03/2014	4,347,506	4,998					4,998		4,520,935	125,283			219,577	
	Newstone Capital Partners, LP	Los Angeles	CA	Distribution	05/31/2007	01/17/2014	3,538,013	1,214					1,214		3,558,440	210,264			60,104	
	Northstar Mezzanine Partners III	Minneapolis	MN	Distribution	10/01/2002	01/21/2014	2,519,092	807					807		2,238,810	(7,249)			46,553	
	Northstar Mezzanine Partners V, L.P.	Minneapolis	MN	Distribution	02/12/2008	03/04/2014	13,572,465	312					312		13,590,380	236,098			200,414	
	Prudential Capital Partners II, LP	Chicago	IL	Distribution	04/28/2005	03/27/2014	3,086,439								3,086,439	115,960				
	Prudential Capital Partners III, LP	Chicago	IL	Distribution	10/15/2008	03/25/2014	8,166,633	(7,364)					(7,364)		7,941,347	266,948			225,286	
	Yukon Capital Partners II, LP	Wilmington	DE	Distribution	12/19/2013	01/21/2014	3,300,000	(1,663)					(1,663)		3,145,915	35,614				
1399999	Joint Venture Interests - Fixed Income - Unaffiliated						67,259,312	4,366					4,366		67,142,707	4,399,752			1,442,339	
	Affinity Asia Pacific Fund II L.P.	Central	Hong Kong	Distribution	12/31/2012	01/16/2014	71,501	(13,759)					(13,759)		18,595	18,595			43,633	
	Affinity Asia Pacific Fund III	Central	Hong Kong	Distribution	12/31/2012	02/11/2014	16,464,736	431					431		17,702,573	5,727			126	
	ArcLight Energy Partners V, LP	Wilmington	DE	Distribution	12/01/2011	02/13/2014	14,965,336	33,544					33,544		15,658,261	724,465			187,144	
	BC European Capital VIII NIPPEF	London	UK	Distribution	04/19/2005	03/10/2014		(97,379)					(97,379)		201,627	(97,379)			97,379	
	Bridgepoint Europe IV LP	Frankfurt	Germany	Distribution	10/31/2013	03/31/2014	28,434,149	51,691					51,691		29,799,346	1,076,610			747,141	
	Carlisle Europe Partners II, L.P.	New York	NY	Distribution	09/25/2013	03/24/2014	5,124,133	11,495					11,495		5,341,033	271,556			187,429	

STATEMENT AS OF MARCH 31, 2014 OF THE NATIONWIDE MUTUAL INSURANCE COMPANY

SCHEDULE BA - PART 3

Showing Other Long-Term Invested Assets DISPOSED, Transferred or Repaid During the Current Quarter

1	2	Location		5	6	7	8	Change in Book/Adjusted Carrying Value						15	16	17	18	19	20
		3	4					9	10	11	12	13	14						
CUSIP Identification	Name or Description	City	State	Name of Purchaser or Nature of Disposal	Date Originally Acquired	Disposal Date	Book/Adjusted Carrying Value Less Encumbrances, Prior Year	Unrealized Valuation Increase (Decrease)	Current Year's (Depreciation) or (Amortization)/Accretion	Current Year's Other Than Temporary Impairment Recognized	Capitalized Deferred Interest and Other	Total Change in Book/Adjusted Carrying Value (9+10-11+12)	Total Foreign Exchange Change in Book/Adjusted Carrying Value	Book/Adjusted Carrying Value Less Encumbrances on Disposal	Consideration	Foreign Exchange Gain (Loss) on Disposal	Realized Gain (Loss) on Disposal	Total Gain (Loss) on Disposal	Investment Income
	Carlisle Europe Partners III, L.P.	New York	NY	Distribution	09/26/2013	03/03/2014	14,915,854	29,224				29,224	964	15,746,544	524,741	(15,274)		(15,274)	
	Carlisle Japan International Partners II, L.P.	New York	NY	Distribution	06/26/2013	01/14/2014	2,144,902	(6,921)				(6,921)	(2,263)	1,950,748	76,457	(10,032)		(10,032)	194,154
	CHAMP II Worldwide, L.P.	New York	NY	Distribution	06/21/2013	03/07/2014	2,168,697	82,069				82,069	18,595	2,550,363	466,330	118,398		118,398	
	Charterhouse Capital Partners VIII LP	London	England	Distribution	11/30/2013	02/12/2014	4,380,231	(7,194)				(7,194)	215	4,258,682	259,233	(15,870)		(15,870)	
	ChrysCapital V, LLC	Ebene	Mauritius	Distribution	09/26/2013	02/05/2014	2,835,108	7,257				7,257		2,899,986	317,108				521,438
	CVC European Equity Partners IV L.P.	London	England	Distribution	06/21/2013	03/31/2014	3,582,429	(6,041)				(6,041)	(250)	3,438,543	150,396	10,548		10,548	272,201
	Energy Spectrum Partners V, LP	Dallas	TX	Distribution	12/01/2007	02/24/2014	2,816,049	849,599				849,599		4,206,630	1,720,512				1,067,436
	Energy Trust Partners Fund IV, L.P.	Dallas	TX	Distribution	08/30/2013	01/09/2014	8,015,305							8,015,305	77,375				
	Gresham 4A	London	UK	Distribution	06/30/2006	03/21/2014		94,035				94,035	9,917	94,035	3,241,671	(93,711)		(93,711)	
	HarborVest Partners VI - Buyout Partnership Fund, LP	New York	NY	Distribution	12/31/2000	02/27/2014	344,492							344,492	27,612				41
	HarborVest Partners VI - Partnership Fund, LP	New York	NY	Distribution	12/31/2000	03/20/2014	978,919	(34)				(34)		978,455	72,422				
	Highland Capital Partners VI, LP	Lexington	MA	Distribution	10/22/2001	03/21/2014	2,532,147	1,083				1,083		2,591,242	46,407				
	Innova/4 LP	Warsaw	Poland	Distribution	11/29/2013	02/28/2014	11,257,554	(94,826)				(94,826)	(3)	10,395,384	1,238,160	(37,845)		(37,845)	1,254,974
	Ironbridge Fund II, LP	Sydney	Australia	Distribution	09/26/2013	03/17/2014	6,534,103	(1,092)				(1,092)	(22,925)	5,897,958	11,217	2,361		2,361	636,145
	Lovell Minnick Equity Partners III LP	El Segundo	CA	Distribution	09/26/2008	02/11/2014	12,948,043	42,551				42,551		14,246,947	424,168				
	Meritech Capital Partners II, LP	Palo Alto	CA	Distribution	12/31/2000	03/27/2014	1,248,654	(12,063)				(12,063)		1,012,317	63,732				281,700
	Navis Asia Fund V, L.P.	Kuala Lumpur	Malaysia	Distribution	12/31/2012	03/07/2014	11,773,075	19,815				19,815		12,409,716	366,437				
	Paine and Partners Capital Fund III, LP(fka Fox Paine Capital Fund III)	Foster City	CA	Distribution	08/15/2006	03/04/2014	12,179,536	12,322				12,322		12,977,794	188,012				125,341
	Permira IV	New York	NY	Distribution	09/26/2013	02/14/2014	11,533,599	34,700				34,700	781	12,211,393	590,468	(10,040)		(10,040)	42,790
	Silver Lake Partners II, LP	Menlo Park	CA	Distribution	07/28/2004	03/21/2014	6,841,626	6,318				6,318		7,115,265	157,967				164,346
	Silver Lake Partners III, LP	Menlo Park	CA	Distribution	12/19/2006	03/31/2014	26,832,580	45,163				45,163		27,952,729	1,081,846				2,298,284
	SPE II Partners LP	Greenwich	CT	Distribution	03/31/2013	03/28/2014	4,408,853	78,446				78,446		4,833,833	813,824				
	Stonehenge Opportunity Fund II, LP	Columbus	OH	Distribution	10/28/2004	02/07/2014	1,203,695	(3,988)				(3,988)		1,083,695	40,000				120,000
	TA X, LP	Boston	MA	Distribution	05/27/2004	03/12/2014	5,880,853	(1,890)				(1,890)		5,835,979	247,650				477,350
	Trident IV, LP	Greenwich	CT	Distribution	05/21/2007	03/05/2014	28,242,126	(522,333)				(522,333)		22,329,837	2,495,109				7,462,761
	Trident V, LP	Greenwich	CT	Distribution	12/20/2010	03/27/2014	9,859,240	22,981				22,981		10,297,810	516,632				1,371
	UC Stand-By Facility 2, L.P.	Tokyo	Japan	Distribution	06/21/2013	02/20/2014	239,765	101,606				101,606	6,512	337,075	250,349	184,690		184,690	106,734
	Unison Capital Partners II (F), L.P.	Tokyo	Japan	Distribution	06/21/2013	02/20/2014	801,587	99,539				99,539	7,326	1,072,216	294,830	81,262		81,262	42,974
1599999	Joint Venture Interests - Common Stock - Unaffiliated						261,558,877	856,349				856,349	221,458	265,507,402	17,953,289	242,255		242,255	16,332,892
	Nationwide Private Equity Fund, LLC	Columbus	OH	Distribution	10/14/2004	03/31/2014	139,042,188							831,579	56,167,587				
1699999	Joint Venture Interests - Common Stock - Affiliated						139,042,188							831,579	56,167,587				
	Blue Vista Sponsor Equity Fund II, LLC	Chicago	IL	Distribution	08/01/2007	03/31/2014	19,880,160	(33,136)				(33,136)		19,490,807	1,691,891				389,353
	Bridgepoint Hospitality Holdings LLC	Columbus	OH	Distribution	12/09/2005	03/17/2014	1,855,379							1,855,379	801,647				
	Community Reinvestment Partners, LP	Palm Beach Gardens	FL	Distribution	11/09/2004	03/25/2014	6,078,395							6,078,395	485,437				
	Crow Holdings Realty Partners V, L.P.	Dallas	SD	Distribution	01/14/2008	03/25/2014	25,540,860	(119,245)				(119,245)		24,682,385	3,547,713				858,475
	GEAM Value Add Realty Partners, LP	Stamford	CT	Distribution	10/06/2006	03/31/2014	2,175,379							2,175,379	315,159				
	Legg Mason Real Estate Fund II	Los Angeles	CA	Distribution	07/12/2005	03/24/2014	20,344,777	32,955				32,955		20,844,777	1,340,939				22,811
	Metropolitan Real Estate Partners V, L.P.	NY	NY	Distribution	04/16/2007	03/05/2014	19,949,423							19,949,423	826,591				
	Ram Realty Partners II, LP	Palm Beach Gardens	FL	Distribution	06/22/2007	03/31/2014	17,406,691							17,406,691	561,122				
	The Shoreway Building, LLC	Cleveland	OH	Distribution	08/09/2013	02/19/2014	105,128							105,128	105,128				
	Westport Capital Partners Fund II	Westport	CT	Distribution	07/17/2008	03/14/2014	24,465,224	57,561				57,561		25,051,993	2,400,000				
	Wrightwood Capital High Yield Partners II	Chicago	IL	Distribution	10/10/2008	02/19/2014	7,072,427	16,027				16,027		7,481,569	277,045				
	Bay Area Historic 2011 Fund	San Francisco	CA	Distribution	03/08/2012	01/31/2014	1,021,431					(2,728)		30,916,517	58,428				
1799999	Joint Venture Interests - Real Estate - Unaffiliated						145,895,274	(45,838)	(2,728)			(48,566)		176,038,443	12,411,100				1,270,639
	NW REI, LLC	Columbus	OH	Distribution	02/08/2008	03/31/2014	227,085,379							227,085,379	481,038				
1899999	Joint Venture Interests - Real Estate - Affiliated						227,085,379							227,085,379	481,038				
	Ashmore Local Currency Debt Fund	London	UK	Distribution	05/10/2011	02/28/2014	120,403,362	(735,225)				(735,225)		119,101,545	68,000,000				
	Wellington Emerging Local Currency Fund	Boston	MA	Distribution	05/02/2011	02/03/2014	84,598,499	(506,530)				(506,530)		83,259,383	32,000,000				
2199999	Joint Venture Interests - Other - Unaffiliated						205,001,861	(1,241,755)				(1,241,755)		202,360,928	100,000,000				
	OYS Fund LLC	New York	NY	Distribution	04/01/2011	01/24/2014	407,717,921	424,846				424,846		415,249,118	23,000,000				

E03.2

STATEMENT AS OF MARCH 31, 2014 OF THE NATIONWIDE MUTUAL INSURANCE COMPANY

SCHEDULE BA - PART 3

Showing Other Long-Term Invested Assets DISPOSED, Transferred or Repaid During the Current Quarter

1 CUSIP Identification	2 Name or Description	Location		5 Name of Purchaser or Nature of Disposal	6 Date Originally Acquired	7 Disposal Date	8 Book/ Adjusted Carrying Value Less Encum- brances, Prior Year	Change in Book/Adjusted Carrying Value						15 Book/ Adjusted Carrying Value Less Encum- brances on Disposal	16 Consid- eration	17 Foreign Exchange Gain (Loss) on Disposal	18 Realized Gain (Loss) on Disposal	19 Total Gain (Loss) on Disposal	20 Invest- ment Income
		3 City	4 State					9 Unrealized Valuation Increase (De- crease)	10 Current Year's (Depre- ciation) or (Amorti- zation)/ Accretion	11 Current Year's Other Than Temporary Impair- ment Recog- nized	12 Capital- ized Deferred Interest and Other	13 Total Change in Book/ Adjusted Carrying Value (9+10- 11+12)	14 Total Foreign Exchange Change in Book/ Adjusted Carrying Value						
	Prisma Diversified Opportunities, LLC (fka Riverview Diversified Opps)	Redbank	NJ	Distribution	05/31/2005	03/01/2014	1,306,495	387,242				387,242	3,064,269	287,824					
2299999	Joint Venture Interests - Other - Affiliated						409,024,416	812,088				812,088	418,313,387	23,287,824					
	WNC Institutional Tax Credit Fund XXVII	Irvine	CA	Sale back to syndicator	01/23/2008	03/17/2014								(182,938)		(182,938)	(182,938)		
3399999	Non-Guaranteed Federal Low Income Housing Tax Credit - Unaffiliated													(182,938)		(182,938)	(182,938)		
	Mayberry Solar, LLC	Mount Airy	NC	Distribution	08/15/2011	03/19/2014	1,056,004						1,056,004	16,087					
3599999	Guaranteed State Low Income Housing Tax Credit - Unaffiliated						1,056,004						1,056,004	16,087					
	City of Dayton Loan	Dayton	OH	Distribution	02/04/2002	02/28/2014	831,579						831,579	6,123					
4299999	Any Other Class of Assets - Unaffiliated						831,579						831,579	6,123					
4499999	Total - Unaffiliated						681,602,907	(426,879)	(2,728)			(429,607)	712,937,063	134,603,413	242,255	(182,938)	59,317	19,045,870	
4599999	Total - Affiliated						775,151,983	812,088				812,088	646,230,345	79,936,449					
4699999	Totals						1,456,754,890	385,209	(2,728)			382,481	1,359,167,408	214,539,862	242,255	(182,938)	59,317	19,045,870	

STATEMENT AS OF MARCH 31, 2014 OF THE NATIONWIDE MUTUAL INSURANCE COMPANY

SCHEDULE D - PART 3

Show All Long-Term Bonds and Stock Acquired During the Current Quarter

1	2	3	4	5	6	7	8	9	10
CUSIP Identification	Description	Foreign	Date Acquired	Name of Vendor	Number of Shares of Stock	Actual Cost	Par Value	Paid for Accrued Interest and Dividends	NAIC Designation or Market Indicator (a)
30382A-BV-3	Fairfax Cnty VA GO Preref Pub Impt Ser A		.02/14/2014	Tax Free Exchange		1,743,973	1,720,000	31,772	1Z
30382A-BW-1	Fairfax Cnty VA GO Unref Pub Impt Ser A		.02/14/2014	Tax Free Exchange		3,333,962	3,280,000	60,589	1FE
64966L-HG-9	New York NY City GO Preref Ser G 5.000		.01/17/2014	Tax Free Exchange		30,431	30,000	692	1FE
64966L-HL-8	New York NY City GO Unref Ser G 5.000%		.01/17/2014	Tax Free Exchange		10,067,709	9,970,000	229,864	1FE
64966L-HM-6	New York NY City GO Preref Ser J-Subser		.01/23/2014	Tax Free Exchange		1,345,164	1,325,000	9,569	1FE
64966L-HT-1	New York NY City GO Preref Ser J-Subser		.01/23/2014	Tax Free Exchange		6,655,110	6,575,000	47,486	1FE
64966L-HU-8	New York NY City GO Unref Ser J-Subser J		.01/23/2014	Tax Free Exchange		2,200,499	2,175,000	15,708	1FE
64966L-JA-0	New York NY City GO Unref Ser J-Subser J		.01/23/2014	Tax Free Exchange		2,527,179	2,525,000	18,236	1FE
2499999. Subtotal - Bonds - U.S. Political Subdivisions of States, Territories and Possessions						27,904,027	27,600,000	413,916	XXX
389532-GZ-9	Grays Hrbr Cnty WA Pub UtilRev Preref Re		.01/21/2014	Tax Free Exchange		105,189	100,000	278	1FE
389532-HD-7	Grays Hrbr Cnty WA Pub UtilRev Unref Ref		.01/21/2014	Tax Free Exchange		1,441,972	1,400,000	3,889	1FE
650013-6R-1	New York St Hwy&Bldg Tr Fd Rev Preref 2n		.03/27/2014	Tax Free Exchange		321,125	315,000	7,700	1Z
650013-7B-5	New York St Hwy&Bldg Tr Fd Rev Unref 2nd		.03/27/2014	Tax Free Exchange		1,712,378	1,685,000	41,189	1FE
3199999. Subtotal - Bonds - U.S. Special Revenues						3,580,664	3,500,000	53,056	XXX
000000-00-0	AVSC Holding (PSAV Presen) 1st Lien Term		.02/07/2014	Goldman Sachs & Company		7,064,500	7,100,000		4FE
018804-AQ-7	Alliant Techsystems Inc Sr Nt 5.250% 1		.01/30/2014	Morgan Stanley & Co Inc		5,068,750	5,000,000	67,813	3FE
02376T-AA-6	American Airlines Inc LBASS EETC Ser 201		.02/21/2014	Barclays Capital		5,030,565	4,872,218	31,074	3FE
02878C-AM-0	American Pacific Corp Term Ln Nt 1 7.0		.03/13/2014	Jeffries & Co Inc		7,940,000	8,000,000		4Z
040104-MF-5	Argent Securities Inc RMBS Ser 2004-W11		.03/07/2014	Wells Fargo		9,518,750	10,000,000	5,023	1FM
05501T-AC-3	TGGT Holdings (Azure) LLC 1st Lien Term		.03/18/2014	Tax Free Exchange		197,156	200,000	72	4FE
05565E-FH-7	BMW US Capital LLC Gtd Sr Nt Ser K 2		.02/13/2014	Morgan Stanley & Co Inc		20,000,000	20,000,000		1Z
05565E-G4-0	BMW US Capital LLC Gtd Sr Nt Ser L 3		.02/13/2014	Morgan Stanley & Co Inc		10,000,000	10,000,000		1Z
06051G-FB-0	Bank of America Corp Sr Nt 4.125% 01/2		.01/15/2014	Bank of America BISS Dealer		9,992,700	10,000,000		1FE
09184F-AA-3	Black Bear Holding LLC Sr Sec Nt 5.470		.02/18/2014	Barclays Capital		30,000,000	30,000,000		2FE
09858V-AB-1	Boomerang Tube LLC Term Ln Nt 7 11.750%		.03/18/2014	Tax Free Exchange		314,468	321,875	492	4Z
12543K-AE-4	Community Health Systems Inc Term Ln E N		.02/28/2014	Tax Free Exchange		230,911	230,911	67	3FE
12543K-AE-4	Community Health Systems Inc Term Ln E N		.03/31/2014	Tax Free Exchange		229,382	229,382	108	3FE
12543K-AK-0	Community Health Systems Inc Term Ln D N		.03/14/2014	Credit Suisse First Boston		9,691,558	9,740,260		3FE
12543K-AK-0	Community Health Systems Inc Term Ln D N		.01/27/2014	Tax Free Exchange		1,587,842	1,587,842	10,397	3FE
12543K-AK-0	Community Health Systems Inc Term Ln D N		.03/14/2014	Credit Suisse First Boston		258,442	259,740		3FE
12543K-AK-0	Community Health Systems Inc Term Ln D N		.01/27/2014	Tax Free Exchange		42,342	42,342	200	3FE
131347-BY-1	Calpine Corp 1st Lien HY Nt 7.875% 01/		.01/31/2014	Various		12,683,275	11,520,000	31,119	3FE
24231F-AB-3	Dealertrack Holdings Inc Term Ln Nt 1		.03/20/2014	Morgan/JP/Securities - Bonds		3,990,000	4,000,000		3FE
24702N-AD-2	Dell International Inc Term Ln C Nt 2		.01/29/2014	Tax Free Exchange		559,809	562,500		3FE
302567-AA-0	FPL Energy American Wind LLC Sr Nt 6.6		.02/13/2014	Barclays Capital		1,325,164	1,328,592	58,558	3FE
32007U-BE-8	First Data Corp 1st Len Extended Term Ln		.01/30/2014	Tax Free Exchange		1,080,505	1,122,371		4FE
346091-AZ-4	Forest Oil Corp Sr Nt 7.250% 06/15/19		.03/27/2014	Various		3,495,000	4,000,000	83,778	5FE
402812-AE-1	Gundie (SLT Environmental) 1st Lien Revo		.03/26/2014	General Electric (GECC)		1,667,567	1,667,567		5FE
422680-AE-8	Nuverra Enviro Solutions Sr Nt 9.875%		.03/31/2014	Jeffries & Co Inc		9,251,250	9,000,000	401,309	4FE
42770R-AA-8	Hero Funding Trust LBASS Ser 2014-1A C1		.03/13/2014	Deutsche Bank Securities		17,846,138	17,804,000	1,480	1Z
44701P-AT-1	Huntsman International Inc Extended Term		.01/31/2014	Tax Free Exchange		1,786,386	1,801,798	9,317	3FE
44701P-AT-1	Huntsman International Inc Extended Term		.02/28/2014	Tax Free Exchange		1,720,336	1,734,746	513	3FE
44701P-AU-8	Huntsman International Inc New Extended		.01/02/2014	Tax Free Exchange		1,420,311	1,432,328	5,040	3FE
451102-AZ-0	Icahn Enterprises LP Sr Nt 4.875% 03/1		.01/09/2014	Various		15,150,000	15,000,000		3FE
45256F-AA-0	Impact CIL Parent LLC ABS Revolving Nt S		.03/26/2014	Direct		3,888,969	3,888,969		2AM
45256F-AA-2	Impact Healthcare LLC CDO Nt Ser 2005-1		.01/01/2014	Interest Capitalization		13,262	13,262		5
52860F-AB-4	Leonardo Acquisition Corp 1st Lien TL Nt		.03/10/2014	Various		11,508,750	11,500,000		4FE
60662W-AJ-1	Mitchell International Inc 1st Lien TL N		.03/11/2014	Bank of America BISS Dealer		5,000,000	5,000,000		4FE
626717-AF-9	Murphy Oil Corp Sr Nt 3.700% 12/01/22		.02/06/2014	Barclays Capital		9,459,400	10,000,000	71,944	2FE
628530-AX-5	Mylan Inc Sr Nt 2.600% 06/24/18		.03/04/2014	Tax Free Exchange		9,836,257	10,000,000	50,556	2FE
651714-AW-7	Newpage Corp 1st Lien TL B Nt 1 9.500%		.02/20/2014	Credit Suisse First Boston		5,096,000	5,200,000		4FE
68216D-AC-2	Omnitracs 1st Lien TL Nt 1 4.750% 11/2		.01/17/2014	RBC Dominion Securities		3,980,000	4,000,000		4FE
720198-AC-4	Piedmont Operating Partnership Sr Nt 3		.03/12/2014	Bank of America BISS Dealer		8,356,050	9,000,000	90,100	2FE
720198-AD-2	Piedmont Operating Partnership Sr Nt 4		.03/24/2014	Merrill Lynch		2,993,910	3,000,000	7,788	2FE
74049L-AF-8	Western Dental Services Inc New Term Ln		.02/20/2014	Jeffries & Co Inc		495,000	500,000		4FE
74049L-AF-8	Western Dental Services Inc New Term Ln		.02/04/2014	Tax Free Exchange		29,265,621	29,760,041		4FE
74160M-KU-5	Prime Mortgage Tr RMBS Ser 2005-4 C1 249		.02/01/2014	Interest Capitalization		43,345	43,345		4FM
75406B-AE-7	Residential Asset Secs Corp RMBS Ser 200		.03/27/2014	Wells Fargo		4,942,091	5,729,960	584	1AM
785592-AE-6	Sabine Pass Liquefaction Sec Nt 5.625%		.03/19/2014	Tax Free Exchange		6,490,387	6,500,000	48,750	3FE
81774U-AC-1	Sesac Inc Term Ln Nt 5 6.250% 02/08/19		.03/14/2014	Tax Free Exchange		4,958	5,000		4FE
83379F-AA-3	Sodexo Inc Gtd Sr Nt Ser A 2.710% 03/0		.03/04/2014	Royal Bank of Scotland		20,000,000	20,000,000		2Z
83379F-AB-1	Sodexo Inc Gtd Sr Nt Ser B 3.440% 03/0		.03/04/2014	Royal Bank of Scotland		12,000,000	12,000,000		2Z

E04

STATEMENT AS OF MARCH 31, 2014 OF THE NATIONWIDE MUTUAL INSURANCE COMPANY

SCHEDULE D - PART 3

Show All Long-Term Bonds and Stock Acquired During the Current Quarter

1	2	3	4	5	6	7	8	9	10
CUSIP Identification	Description	Foreign	Date Acquired	Name of Vendor	Number of Shares of Stock	Actual Cost	Par Value	Paid for Accrued Interest and Dividends	NAIC Designation or Market Indicator (a)
84857H-AL-4	Spirit Aerosystems Inc Term Ln B Nt 1		.03/31/2014	Bank of America BIDS Dealer		24,937,500	25,000,000		3FE
87264A-AK-1	T-Mobile USA Inc High Yld Nt 6.250% 04/		.02/10/2014	Morgan/JP/Securities - Bonds		2,612,500	2,500,000	56,858	3FE
87264A-AK-1	T-Mobile USA Inc High Yld Nt 6.250% 04/		.02/10/2014	Tax Free Exchange		10,378,163	10,000,000	223,958	3FE
90932P-AB-4	United Air Lines EETC Ser 2014-1 Cl B		.03/24/2014	Morgan Stanley & Co Inc		10,000,000	10,000,000		3FE
914908-AV-0	Univision Communications Replacement 1st		.01/23/2014	Tax Free Exchange		4,652,886	4,760,748		4FE
949746-RF-0	Wells Fargo & Co Sub Nt 5.606% 01/15/4		.02/05/2014	Tax Free Exchange		2,019,965	1,990,000	21,382	1FE
98212B-AD-5	WPX Energy Inc Sr Nt 6.000% 01/15/22		.03/26/2014	Various		15,892,600	15,560,000	164,547	3FE
097751-BF-7	Bombardier Inc Sr Nt 6.125% 01/15/23	A.	.01/22/2014	Morgan Stanley & Co Inc		20,010,038	20,015,000	160,784	3FE
01448Y-AE-3	ALESCO Pfd Fdg Ltd ABS Mezz Nt Ser A7 Cl	R.	.03/24/2014	Interest Capitalization			23,888		6FE
26250A-AM-1	Dryden XXII Sr Loan Fund CLO Ser 2011-22	F.	.01/08/2014	Royal Bank of Scotland		6,850,000	6,850,000		1FE
449786-AY-8	Ing Bank NV Sub Nt 5.800% 09/25/23	F.	.03/18/2014	Deutsche Bank Securities		5,333,350	5,000,000	141,778	2FE
532621-AC-3	Limerock CLO Ser2014 Cl 2A 2.336% 04/1	F.	.02/26/2014	Credit Suisse First Boston		4,983,750	5,000,000		1FE
74041E-AC-9	Preferred Term Sec Ltd XVI ABS Mezz Nt	R.	.03/24/2014	Interest Capitalization		16,519	16,519		6FE
870836-AC-7	Swiss Bank Corp Sub Nt 7.500% 07/15/25	R.	.03/19/2014	UBS Warburg London		4,381,195	3,500,000	50,313	2FE
64273*-AA-3	Hammerson plc Sr Nt 3.970% 06/17/21	F.	.02/06/2014	Bank of America BIDS Dealer		30,000,000	30,000,000		2Z
06634B-AK-7	Newcastle Coal Infra Grp Ltd Ser 2014A G	F.	.01/15/2014	Morgan/JP/Securities - Bonds		20,000,000	20,000,000		2Z
3899999. Subtotal - Bonds - Industrial and Miscellaneous (Unaffiliated)						478,639,461	478,915,204	1,795,702	XXX
8399997. Total - Bonds - Part 3						510,124,152	510,015,204	2,262,674	XXX
8399998. Total - Bonds - Part 5						XXX	XXX	XXX	XXX
8399999. Total - Bonds						510,124,152	510,015,204	2,262,674	XXX
8999997. Total - Preferred Stocks - Part 3							XXX		XXX
8999998. Total - Preferred Stocks - Part 5						XXX	XXX	XXX	XXX
8999999. Total - Preferred Stocks							XXX		XXX
28273V-10-0	Energy Transfer Equity LP Com		.01/27/2014	Stock Split	182,824,000				L
29336U-10-7	EnLink Midstream Partners LP Com		.03/12/2014	Tax Free Exchange	47,758,000	693,218			U
464288-25-7	Ishares MSCI ACWI Com (ETF)		.03/26/2014	TJM Capital	1,300,000,000	74,475,010			L
494550-10-6	Kinder Morgan Energy - LP Com		.02/10/2014	Instinet Villanova	22,300,000	1,781,061			L
75885Y-10-7	Regency Energy Partners LP Com		.02/11/2014	Various	68,500,000	1,830,841			L
9099999. Subtotal - Common Stocks - Industrial and Miscellaneous (Unaffiliated)							78,780,130	XXX	XXX
01922F-10-9	Allied Holdings Inc		.03/31/2014	Capital Contribution	0.000	1,286,344,682			K
04855B-10-6	Atlantic Floridian Ins Co Com		.01/31/2014	Capital Contribution	0.000	6,000,000			K
22610H-10-2	Crestbrook Insurance Co		.01/31/2014	Direct	30,000,000	1,500,000			K
9199999. Subtotal - Common Stocks - Parent, Subsidiaries and Affiliates							1,293,844,682	XXX	XXX
63867N-17-4	Nationwide Dest 2055-INST Cl (Seed)		.03/18/2014	Direct	206,000	2,699			L
63867N-18-2	Nationwide Dest 2055-R2 (Seed)		.03/18/2014	Direct	0.880	.11			L
63867N-18-2	Nationwide Dest 2055-R2 (Seed)		.02/21/2014	Tax Free Exchange	1,058,070	10,643			L
63867N-27-3	Nationwide Intl Value Fd Cl I (Seed)		.03/14/2014	Direct	.91	.26			L
63867N-32-3	Nationwide Retire Inc-Ins (Seed)		.03/18/2014	Direct	2,640	.26			L
63867N-34-9	Nationwide Retire Inc-R2 (Seed)		.03/18/2014	Direct	0.150	.2			L
63867N-34-9	Nationwide Retire Inc-R2 (Seed)		.02/24/2014	Tax Free Exchange	118,750	1,127			L
63867N-40-6	Nationwide Dest 2010-R2 (Seed)		.03/18/2014	Direct	0.270	.2			L
63867N-40-6	Nationwide Dest 2010-R2 (Seed)		.02/21/2014	Tax Free Exchange	145,810	1,224			L
63867N-41-4	Nationwide Dest 2050-R2 (Seed)		.03/18/2014	Direct	0.120	.1			L
63867N-41-4	Nationwide Dest 2050-R2 (Seed)		.02/21/2014	Tax Free Exchange	176,060	1,336			L
63867N-47-1	Nationwide Dest 2045-R2 (Seed)		.03/18/2014	Direct	0.100	.1			L
63867N-47-1	Nationwide Dest 2045-R2 (Seed)		.02/21/2014	Tax Free Exchange	159,170	1,196			L
63867N-50-5	Nationwide Dest 2010-INS SVC (Seed)		.03/18/2014	Direct	3,630	32			L
63867N-54-7	Nationwide Dest 2040-R2 (Seed)		.03/18/2014	Direct	0.100	.1			L
63867N-54-7	Nationwide Dest 2040-R2 (Seed)		.02/21/2014	Tax Free Exchange	159,300	1,208			L
63867N-60-4	Nationwide Dest 2010-INS (Seed)		.03/18/2014	Direct	4,070	36			L
63867N-61-2	Nationwide Dest 2035-R2 (Seed)		.03/18/2014	Direct	0.050	.1			L
63867N-61-2	Nationwide Dest 2035-R2 (Seed)		.02/21/2014	Tax Free Exchange	153,860	1,202			L
63867N-67-9	Nationwide Dest 2030-R2 (Seed)		.03/18/2014	Direct	0.070	.1			L
63867N-67-9	Nationwide Dest 2030-R2 (Seed)		.02/21/2014	Tax Free Exchange	153,530	1,240			L
63867N-72-9	Nationwide Dest 2025-INS (Seed)		.03/18/2014	Direct	3,090	32			L
63867N-74-5	Nationwide Dest 2025-R2 (Seed)		.03/18/2014	Direct	0.120	.1			L
63867N-74-5	Nationwide Dest 2025-R2 (Seed)		.02/21/2014	Tax Free Exchange	146,410	1,209			L
63867N-81-0	Nationwide Dest 2020-R2 (Seed)		.03/18/2014	Direct	0.270	.3			L
63867N-81-0	Nationwide Dest 2020-R2 (Seed)		.02/21/2014	Tax Free Exchange	142,050	1,193			L
63867N-87-7	Nationwide Dest 2015-R2 (Seed)		.03/18/2014	Direct	0.270	.3			L

E04.1

STATEMENT AS OF MARCH 31, 2014 OF THE NATIONWIDE MUTUAL INSURANCE COMPANY

SCHEDULE D - PART 3

Show All Long-Term Bonds and Stock Acquired During the Current Quarter

1 CUSIP Identification	2 Description	3 Foreign	4 Date Acquired	5 Name of Vendor	6 Number of Shares of Stock	7 Actual Cost	8 Par Value	9 Paid for Accrued Interest and Dividends	10 NAIC Desig- nation or Market Indicator (a)
63867N-87-7	Nationwide Dest 2015-R2 (Seed)		.02/21/2014	Tax Free Exchange	142,300	1,206			
63867R-50-6	Nationwide Bd Fd-R (Seed)		.03/31/2014	Direct	0.910	.9			
63867R-61-3	Nationwide Fd-R (Seed)		.03/14/2014	Direct	0.080	.2			
63867R-66-2	Nationwide Enhanced Inc Fd-Inst (Seed)		.03/31/2014	Direct	2.060	.38			
63867V-12-7	Nationwide High Yield Bd Fd Inst (Seed)		.03/31/2014	Direct	23.950	155			
63868B-19-5	Nationwide Inv Dest Con-IS 3814 (Seed)		.03/18/2014	Direct	983.980	10,017			
63868B-21-1	Nationwide Inv Des Mod Con-IS 3815 (Seed)		.03/18/2014	Direct	951.310	10,017			
63868B-22-9	Nationwide Inv Dest Mod-IS 3817 (Seed)		.03/18/2014	Direct	908.150	10,017			
63868B-23-7	Nationwide Inv Des Mod Agg-IS 3816 (Seed)		.03/18/2014	Direct	879.480	10,018			
63868B-24-5	Nationwide Inv Dest Agg-IS 3813 (Seed)		.03/18/2014	Direct	896.330	10,021			
63868B-25-2	Nationwide Short Dur Bd Fd-IS 3812 (Seed)		.03/31/2014	Direct	992.100	10,010			
63868B-35-1	Nationwide Ziegler Arca Fd Inst (Seed)		.03/14/2014	Direct	0.240	.33			
63868B-40-1	Nationwide Bond Fund Inst (Seed)		.03/31/2014	Direct	9.070	.90			
63868B-50-0	Nationwide Core Plus Bd Fd Cl A (Seed)		.03/31/2014	Direct	6.140	.63			
63868B-53-4	Nationwide Highmark Lg Grw Fd Inst (Seed)		.03/14/2014	Direct	1.400	.19			
63868B-57-5	Nationwide Highmark Lg Cap Fd Inst (Seed)		.03/14/2014	Direct	2.840	.35			
63868B-60-9	Nationwide Core Plus Bd Fd Cl IS (Seed)		.03/31/2014	Direct	7.150	.73			
63868B-62-5	Nationwide Highmark Bal Fd Inst (Seed)		.03/14/2014	Direct	1.500	.23			
63868C-30-0	Nationwide Highmark Bond Fd Inst (Seed)		.03/31/2014	Direct	7.980	.88			
63868C-70-6	Nationwide Highmark CA Int Fd Inst (Seed)		.03/31/2014	Direct	5.900	.61			
63868C-77-1	Nationwide Ziegler WI TrEx Fd Inst (Seed)		.03/31/2014	Direct	7.930	.80			
63868C-82-1	Nationwide Highmark S/T Bd Fd Inst (Seed)		.01/31/2014	Direct	1.100	.11			
63868C-86-2	Nationwide Highmark Ntl In Fd Inst (Seed)		.03/31/2014	Direct	5.620	.64			
9299999	Subtotal - Common Stocks - Mutual Funds					86,631	XXX		XXX
9799997	Total - Common Stocks - Part 3					1,372,711,443	XXX		XXX
9799998	Total - Common Stocks - Part 5					XXX	XXX	XXX	XXX
9799999	Total - Common Stocks					1,372,711,443	XXX		XXX
9899999	Total - Preferred and Common Stocks					1,372,711,443	XXX		XXX
9999999	Totals					1,882,835,595	XXX	2,262,674	XXX

(a) For all common stock bearing the NAIC market indicator "U" provide: the number of such issues1

STATEMENT AS OF MARCH 31, 2014 OF THE NATIONWIDE MUTUAL INSURANCE COMPANY

SCHEDULE D - PART 4

Show All Long-Term Bonds and Stock Sold, Redeemed or Otherwise Disposed of During the Current Quarter

1	2	3	4	5	6	7	8	9	10	Change In Book/Adjusted Carrying Value					16	17	18	19	20	21	22
										11	12	13	14	15							
CUSIP Identification	Description	Foreign	Disposal Date	Name of Purchaser	Number of Shares of Stock	Consideration	Par Value	Actual Cost	Prior Year Book/Adjusted Carrying Value	Unrealized Valuation Increase/(Decrease)	Current Year's (Amortization)/Accretion	Current Year's Other Than Temporary Impairment Recognized	Total Change in Book/Adjusted Carrying Value (11 + 12 - 13)	Total Foreign Exchange Change in Book /Adjusted Carrying Value	Book/Adjusted Carrying Value at Disposal Date	Foreign Exchange Gain (Loss) on Disposal	Realized Gain (Loss) on Disposal	Total Gain (Loss) on Disposal	Bond Interest/Stock Dividends Received During Year	Stated Contractual Maturity Date	NAIC Designation or Market Indicator (a)
36202C-4P-5	GNMA Pool #2630 6.500% 08/20/28		03/01/2014	Paydown		629	629	661	657		(28)		(28)		629				7	08/20/2028	1FE
362166-4K-3	GNMA Pool #185426 7.500% 06/15/17		01/01/2014	Paydown		1,731	1,731	1,737	1,735		(4)		(4)		1,731				11	06/15/2017	1FE
36217D-M5-0	GNMA Pool #190380 7.500% 06/15/17		03/01/2014	Paydown		195	195	196	196						195				2	06/15/2017	1FE
36218C-HY-4	GNMA Pool #218147 8.500% 05/15/17		03/01/2014	Paydown		767	767	763	763						767				11	05/15/2017	1FE
3837H0-NF-6	GNMA REMIC Ser 1996-5 CI Z 7.000% 05/1		03/01/2014	Paydown		64,198	64,198	66,009	65,357		(1,159)		(1,159)		64,198				716	05/16/2026	1
911760-EJ-1	Vendee Mtg Tr RMBS REMIC Ser 1994-2 3ZB		03/01/2014	Paydown		178,424	178,424	174,508	176,182		2,241		2,241		178,424				1,874	06/15/2024	1
911760-GT-7	Vendee Mtg Tr RMBS REMIC Ser 1995-3 1Z		03/01/2014	Paydown		91,164	91,164	93,702	92,415		(1,251)		(1,251)		91,164				1,017	09/15/2025	1
911760-HH-2	Vendee Mtg Tr RMBS REMIC Ser 1996-2 1Z		03/01/2014	Paydown		103,030	103,030	102,518	102,593		437		437		103,030				1,109	06/15/2026	1
911760-LQ-7	Vendee Mtg Tr RMBS REMIC Ser 1998-2 CI 1		03/01/2014	Paydown		94,466	94,466	99,189	97,044		(2,578)		(2,578)		94,466				1,083	06/15/2028	1
912828-BW-9	U S Treasury Inflation Index IX NT 2.0		01/15/2014	Maturity		202,046,400	160,000,000	200,382,752	202,367,658	(14,968,434)	(125,624)		(15,096,396)		187,273,600		14,772,800	14,772,800	2,020,464	01/15/2014	XXX
0599999	Subtotal - Bonds - U.S. Governments					202,581,004	160,534,604	200,922,035	202,904,600	(14,968,434)	(127,962)		(15,096,396)		187,808,204		14,772,800	14,772,800	2,026,294	XXX	XXX
677518-QD-7	Ohio St GO Infrastructure Impt Ser B 5		02/01/2014	Maturity		1,300,000	1,300,000	1,464,658	1,301,580		(1,580)		(1,580)		1,300,000				34,125	02/01/2014	1FE
882720-E5-0	Texas St GO Wtr Finl Assistance 5.375%		01/21/2014	Call	100.0000	1,500,000	1,500,000	1,565,625	1,500,000						1,500,000				38,073	08/01/2019	1FE
1799999	Subtotal - Bonds - U.S. States, Territories and Possessions					2,800,000	2,800,000	3,030,283	2,801,580		(1,580)		(1,580)		2,800,000				72,198	XXX	XXX
303820-R3-0	Fairfax Cnty VA GO Ref Pub Impt Ser A		02/14/2014	Various		5,077,934	5,000,000	5,350,100	5,083,518		(5,584)		(5,584)		5,077,934				92,361	10/01/2016	1FE
483800-SG-4	Kane & Du Page Ontys IL GO Cmty Unit SD		01/01/2014	Maturity		1,000,000	1,000,000	1,013,471	1,000,000						1,000,000				33,750	01/01/2014	1FE
603789-Y9-3	Minneapolis MN Sch Dist #1 GO Taxable Pe		02/01/2014	Maturity		1,600,000	1,600,000	1,601,312	1,600,028		(28)		(28)		1,600,000				43,000	02/01/2014	1FE
603789-Z2-7	Minneapolis MN Sch Dist #1 GO Taxable Pe		02/01/2014	Call	100.0000	1,690,000	1,690,000	1,690,033	1,690,006		(6)		(6)		1,690,000				45,419	02/01/2015	1FE
64966F-L5-1	New York NY City GO Ser J-Subser J-1 5		01/23/2014	Tax Free Exchange		3,545,663	3,500,000	3,665,305	3,546,781		(1,119)		(1,119)		3,545,663				25,278	06/01/2018	1FE
64966F-M8-4	New York NY City GO Ser J-Subser J-1 5		01/23/2014	Tax Free Exchange		9,182,289	9,100,000	9,396,114	9,184,301		(2,012)		(2,012)		9,182,289				65,722	06/01/2024	1FE
64966F-SY-1	New York NY City GO Ser G 5.000% 08/01		01/17/2014	Tax Free Exchange		10,098,140	10,000,000	10,410,200	10,100,119		(1,979)		(1,979)		10,098,140				230,556	08/01/2021	1FE
2499999	Subtotal - Bonds - U.S. Political Subdivisions of States, Territories and Possessions					32,194,026	31,890,000	33,126,535	32,204,753		(10,728)		(10,728)		32,194,026				536,086	XXX	XXX
01728L-BQ-4	Allegheny Cnty PA Arpt Rev Auth Ref-Pitt		01/01/2014	Maturity		5,375,000	5,375,000	5,460,355	5,375,000						5,375,000				114,219	01/01/2014	1FE
254839-4X-8	ELH Investment Fund LLC Rev Charter Scho		02/27/2014	Direct															(62,949)	06/01/2043	4
3128F2-EB-7	FHLMC Gold PC Pool #D62830 7.000% 08/1		03/01/2014	Paydown		378	378	368	370		8		8		378				4	08/15/2025	1
3128F2-FX-8	FHLMC Gold PC Pool #D62882 7.000% 08/1		03/01/2014	Paydown		792	792	772	776		16		16		792				9	08/15/2025	1
3128NE-A5-9	FHLMC Pool #1A0028 3.097% 10/25/35		03/01/2014	Paydown		6,784	6,784	6,849	6,870		(85)		(85)		6,784				(2,218)	10/25/2035	1
312903-HR-1	FHLMC REMIC Ser 113-C 8.500% 05/15/21		03/15/2014	Paydown		7,360	7,360	7,456	7,396		(37)		(37)		7,360				110	05/15/2021	1
312905-E4-0	FHLMC REMIC Ser 1085 CI G 8.500% 05/15		03/01/2014	Paydown		1,765	1,765	1,755	1,755		10		10		1,765				25	05/15/2021	1FE
312905-YJ-5	FHLMC REMIC Ser 1077-E 9.000% 05/15/21		03/01/2014	Paydown		5,519	5,519	5,823	5,737		(218)		(218)		5,519				84	05/15/2021	1
312906-E5-5	FHLMC REMIC Ser 1116-XA 8.400% 08/15/2		03/01/2014	Paydown		3,446	3,446	3,316	3,396		50		50		3,446				52	08/15/2021	1
312913-ZE-9	FHLMC REMIC Ser 1437-HD 7.000% 12/15/2		03/01/2014	Paydown		7,407	7,407	7,598	7,513		(106)		(106)		7,407				87	12/15/2022	1
312915-LF-6	FHLMC REMIC Ser 1504 Z 7.000% 05/15/23		03/01/2014	Paydown		85,383	85,383	87,829	86,733		(1,350)		(1,350)		85,383				1,065	05/15/2023	1
312926-PB-6	FHLMC Gold PC Pool #00418 7.000% 08/1		03/01/2014	Paydown		229	229	224	224						229				3	08/15/2025	1
31323K-ZN-9	FHLMC Pool #004649 3.500% 11/15/41		03/01/2014	Paydown		1,216,068	1,216,068	1,263,943	1,263,249		(47,182)		(47,182)		1,216,068				6,664	11/15/2041	1FE
31323L-XT-6	FGLMC Pool #Q05490 3.500% 01/15/42		03/01/2014	Paydown		285,593	285,593	296,795	296,639		(11,046)		(11,046)		285,593				1,676	01/15/2042	1FE
3132GR-AS-0	FGLMC Pool #006017 3.500% 02/15/42		03/01/2014	Paydown		809,050	809,050	840,847	840,405		(31,355)		(31,355)		809,050				3,555	02/15/2042	1FE
3132GT-GV-3	FHLMC Pool #008012 3.500% 04/15/42		03/01/2014	Paydown		415,586	415,586	431,856	431,617		(16,031)		(16,031)		415,586				2,922	04/15/2042	1FE
31335G-EC-5	FHLMC Gold PC Pool #C80131 6.000% 03/1		03/01/2014	Paydown		4,179	4,179	4,083	4,107		72		72		4,179				42	03/15/2024	1
31339D-KD-9	FHLMC REMIC Ser 2415 CE 5.500% 02/15/1		03/01/2014	Paydown		146,667	146,667	151,434	147,448		(780)		(780)		146,667				1,281	02/15/2017	1
313373-KF-4	FHLMC REMIC Ser 1628-KZ 6.250% 12/15/2		03/01/2014	Paydown		26,511	26,511	27,852	27,106		(595)		(595)		26,511				289	12/15/2023	1
313373-O2-7	FHLMC REMIC Ser 1674-Z 6.750% 02/15/24		03/01/2014	Paydown		73,263	73,263	75,799	74,574		(1,311)		(1,311)		73,263				685	02/15/2024	1
313373-X8-6	FHLMC REMIC Ser 1683 Z 6.500% 02/15/24		03/01/2014	Paydown		62,552	62,552	62,944	62,643		(91)		(91)		62,552				700	02/15/2024	1
313376-MA-0	FHLMC REMIC Ser 1837-Z 6.500% 04/15/26		03/01/2014	Paydown		37,534	37,534	38,696	38,177		(643)		(643)		37,534				396	04/15/2026	1
31337A-CQ-3	FHLMC REMIC Ser 1967-BA 7.000% 06/17/2		03/01/2014	Paydown		13,015	13,015	13,432	13,198		(184)		(184)		13,015				154	06/17/2027	1
31337C-6P-8	FHLMC Structured Ser 2008 M 7.000% 11/		03/01/2014	Paydown		62,717	62,717	65,119	64,203		(1,486)		(1,486)		62,717				732	11/20/2027	1
31337D-GW-1	FHLMC Structured Ser T-10 A5 PT 6.410%		03/01/2014	Paydown		202	202	203	201		1		1		202				1	05/25/2029	1
31337H-RV-1	FHLMC REMIC Ser 2120 CI PC 6.000% 01/1		03/01/2014	Paydown		376,442	376,442	375,320	375,345		1,097		1,097		376,442				3,790	01/15/2019	1FE
31340Y-GR-4	FHLMC REMIC Ser 22-C 9.500% 04/15/20		03/15/2014	Paydown		3,042	3,042	3,152	3,053		(11)		(11)		3,042				44	04/15/2020	1
31342A-PA-5	FHLMC Pool #780443 2.192% 03/25/33		03/01/2014	Paydown		14,640	14,640	14,625	14,622		18		18		14,640				54	03/25/2033	1
31356B-CJ-7	FHLMC Gold PC Pool #D49973 6.000% 03/1		03/01/2014	Paydown		3,509	3,509	3,140	3,233		276		276		3,509				36		

STATEMENT AS OF MARCH 31, 2014 OF THE NATIONWIDE MUTUAL INSURANCE COMPANY

SCHEDULE D - PART 4

Show All Long-Term Bonds and Stock Sold, Redeemed or Otherwise Disposed of During the Current Quarter

1	2	3	4	5	6	7	8	9	10	Change In Book/Adjusted Carrying Value					16	17	18	19	20	21	22
										11	12	13	14	15							
CUSIP Identification	Description	Foreign	Disposal Date	Name of Purchaser	Number of Shares of Stock	Consideration	Par Value	Actual Cost	Prior Year Book/Adjusted Carrying Value	Unrealized Valuation Increase/(Decrease)	Current Year's (Amortization)/Accretion	Current Year's Other Than Temporary Impairment Recognized	Total Change in Book/Adjusted Carrying Value (11 + 12 - 13)	Total Foreign Exchange Change in Book /Adjusted Carrying Value	Book/Adjusted Carrying Value at Disposal Date	Foreign Exchange Gain (Loss) on Disposal	Realized Gain (Loss) on Disposal	Total Gain (Loss) on Disposal	Bond Interest/Stock Dividends Received During Year	Stated Contractual Maturity Date	NAIC Designation or Market Indicator (a)
31358H-XU-4	FNMA REMIC Ser 1991-92Z 8.500% 07/25/2		03/01/2014	Paydown		8,580	8,580	8,940	8,687		(107)		(107)		8,580				120	07/25/2021	1
31358M-P4-0	FNMA REMIC Ser 1992-71X 8.250% 05/25/2		03/01/2014	Paydown		12,690	12,690	13,202	12,856		(166)		(166)		12,690				174	05/25/2022	1
31358M-WZ-3	FNMA REMIC Ser 1992-49 CI L 7.000% 04/		03/01/2014	Paydown		9,494	9,494	9,332	9,338		156		156		9,494				126	04/25/2022	1FE
31358N-5B-4	FNMA REMIC Ser 1992-124 PZ 7.000% 07/2		03/01/2014	Paydown		17,661	17,661	18,170	17,884		(223)		(223)		17,661				231	07/25/2022	1
31358B-DN-4	FNMA REMIC Ser 1993-115G 5.500% 07/25/		03/01/2014	Paydown		2,117	2,117	2,087	2,096		21		21		2,117				18	07/25/2023	1
31358B-ZK-6	FNMA REMIC Ser 1993-119GA 6.500% 07/25		03/01/2014	Paydown		25,003	25,003	24,675	24,827		(176)		(176)		25,003				266	07/25/2023	1
31359F-DE-5	FNMA REMIC Ser 1993-202M 6.500% 11/25/		03/01/2014	Paydown		256,878	256,878	256,072	255,730		1,148		1,148		256,878				2,538	11/25/2023	1
31359K-ZK-2	FNMA REMIC Ser 1996-M7 CI Z 6.574% 05/		03/01/2014	Paydown		736	736	713	716		20		20		736				8	05/17/2036	1
31359P-DJ-2	FNMA ACES Ser 1997-M2 CI Z 7.125% 01/1		03/01/2014	Paydown		9,973	9,973	10,712	10,600		(627)		(627)		9,973				119	01/17/2037	1
31359Q-LQ-5	FNMA REMIC Ser 1997-63 ZA 6.500% 09/18		03/01/2014	Paydown		129,337	129,337	126,789	127,618		1,719		1,719		129,337				1,444	09/18/2027	1
31359V-BH-5	FNMA REMIC Ser 1998-73 CI MZ 6.300% 10		03/01/2014	Paydown		4,195	4,195	4,301	4,258		(63)		(63)		4,195				44	10/17/2038	1
313602-3E-2	FNMA REMIC Ser 1989-67D 9.000% 10/25/1		03/01/2014	Paydown		4,805	4,805	4,790	4,780		26		26		4,805				73	10/25/2019	1
313602-W4-2	FNMA REMIC Ser 1989-62G 8.600% 10/25/1		03/01/2014	Paydown		3,491	3,491	3,359	3,443		49		49		3,491				50	10/25/2019	1
313603-2H-4	FNMA REMIC Ser 1990-35E 9.500% 04/25/2		03/01/2014	Paydown		4,019	4,019	4,015	3,999		20		20		4,019				44	04/25/2020	1
313603-5J-7	FNMA REMIC Ser 1990-41D 9.500% 04/25/2		03/01/2014	Paydown		55,230	55,230	60,267	57,583		(2,354)		(2,354)		55,230				752	04/25/2020	1
313603-GH-6	FNMA REMIC Ser 1989-86E 8.750% 11/25/1		03/01/2014	Paydown		1,162	1,162	1,126	1,147		15		15		1,162				17	11/25/2019	1
313603-JJ-2	FNMA REMIC Ser 1989-90E 8.700% 12/25/1		03/01/2014	Paydown		3,173	3,173	3,150	3,157		16		16		3,173				44	12/25/2019	1
313603-QH-8	FNMA REMIC Ser 1990-1D 8.800% 01/25/20		03/01/2014	Paydown		728	728	716	722		6		6		728				11	01/25/2020	1
313603-TW-2	FNMA REMIC Ser 1990-4Z 9.350% 01/25/20		03/01/2014	Paydown		17,245	17,245	18,962	17,758		(513)		(513)		17,245				270	01/25/2020	1
31365E-DS-9	FNMA Pool #125313 7.000% 03/25/14		03/01/2014	Paydown		1,154	1,154	1,143	1,148		6		6		1,154				12	03/25/2014	1
31371E-2M-6	FNMA Pool #250180 8.500% 10/25/14		03/01/2014	Paydown		364	364	366	363		1		1		364				5	10/25/2014	1
31373U-ZC-4	FNMA Pool #304139 9.000% 01/25/25		03/01/2014	Paydown		116	116	122	120		(4)		(4)		116				2	01/25/2025	1
31377H-VB-5	FNMA DUS Pool #377810 7.500% 05/25/27		03/01/2014	Paydown		249	249	244	245		4		4		249				3	05/25/2027	1FE
31377M-AP-6	FNMA DUS Pool #380814 6.030% 12/25/19		03/01/2014	Paydown		46,330	46,330	49,725	47,584		(1,254)		(1,254)		46,330				466	12/25/2019	1
31377T-BE-5	FNMA DUS Pool #386237 4.950% 06/25/19		03/01/2014	Paydown		7,510	7,510	7,836	7,614		(104)		(104)		7,510				62	06/25/2019	1
31381C-3U-6	FNMA Pool #AP8910 3.500% 10/25/42		03/01/2014	Paydown		219,581	219,581	221,776	221,746		(2,166)		(2,166)		219,581				1,468	10/25/2042	1
313819-GP-9	FNMA Pool #AS0205 3.000% 08/25/43		03/01/2014	Paydown		28,561	28,561	27,084	27,096		1,465		1,465		28,561				117	08/25/2043	1
313819-KQ-2	FNMA Pool #AS0302 3.000% 08/25/43		03/01/2014	Paydown		134,543	134,543	127,584	127,643		6,900		6,900		134,543				611	08/25/2043	1
313819-LH-0	FNMA Pool #AS0331 3.000% 08/25/43		03/01/2014	Paydown		31,465	31,465	29,838	29,852		1,614		1,614		31,465				533	08/25/2043	1
313819-BR-9	FNMA Pool #AT8147 3.000% 07/25/43		03/01/2014	Paydown		42,978	42,978	41,628	41,643		1,335		1,335		42,978				217	07/25/2043	1
31381X-Y2-8	FNMA Pool #AU1628 3.000% 07/25/43		03/01/2014	Paydown		56,301	56,301	53,389	53,414		2,887		2,887		56,301				274	07/25/2043	1
31381X-Y5-1	FNMA Pool #AU1631 3.000% 07/25/43		03/01/2014	Paydown		53,044	53,044	51,378	51,395		1,649		1,649		53,044				252	07/25/2043	1
31381X-Y6-9	FNMA Pool #AU1632 3.000% 07/25/43		03/01/2014	Paydown		310,230	310,230	296,303	296,426		13,805		13,805		310,230				1,494	07/25/2043	1
31381X-VU-5	FNMA Pool #AU3326 3.500% 07/25/43		03/01/2014	Paydown		86,783	86,783	87,651	87,636		(853)		(853)		86,783				507	07/25/2043	1
31381X-CJ-9	FNMA Pool #AU3672 3.500% 07/25/43		03/01/2014	Paydown		4,732	4,732	4,779	4,732		(47)		(47)		4,732				28	07/25/2043	1
31381X-EJ-7	FNMA Pool #AU3736 3.000% 08/25/43		03/01/2014	Paydown		224,173	224,173	217,132	217,204		6,969		6,969		224,173				1,171	08/25/2043	1
313920-XA-3	FNMA REMIC Ser 2001-47 ZK 6.500% 09/25		03/01/2014	Paydown		28,716	28,716	29,688	29,202		(486)		(486)		28,716				253	09/25/2031	1
313920-XZ-8	FNMA REMIC Ser 2001-W2 CI AF6 6.589% 1		03/01/2014	Paydown		20,258	20,258	20,137	20,359		(101)		(101)		20,258				173	10/25/2031	1
31392E-6A-3	FNMA REMIC Ser 2002-67 CI AN 5.000% 11		03/01/2014	Paydown		192,893	192,893	192,405	192,407		485		485		192,893				1,558	11/25/2017	1FE
31392E-FL-9	FNMA REMIC Ser 2002-55 CI GC 5.500% 09		03/01/2014	Paydown		65,623	65,623	67,576	66,025		(402)		(402)		65,623				593	09/25/2017	1
31392E-SX-9	FNMA REMIC Ser 2002-59 CI B 5.500% 09/		03/01/2014	Paydown		23,237	23,237	24,160	23,565		(327)		(327)		23,237				210	09/25/2017	1
31392R-YX-3	FHLMC REMIC Ser 2489 CI PE 6.000% 08/1		03/01/2014	Paydown		128,809	128,809	128,119	128,229		579		579		128,809				1,214	08/15/2032	1FE
31392T-WT-0	FHLMC REMIC Ser 2478 JF 6.000% 08/15/2		03/01/2014	Paydown		41,234	41,234	42,947	41,799		(565)		(565)		41,234				422	08/15/2022	1
31392U-KL-7	FHLMC REMIC Ser 2504 N 5.500% 09/15/1		03/01/2014	Paydown		37,586	37,586	38,403	37,744		(158)		(158)		37,586				334	09/15/2017	1
31392U-MQ-4	FHLMC REMIC Ser 2503 BH 5.500% 09/15/1		03/01/2014	Paydown		114,488	114,488	118,231	115,097		(609)		(609)		114,488				1,033	09/15/2017	1
31392U-RH-9	FHLMC REMIC Ser 2501 AN 5.500% 09/15/1		03/01/2014	Paydown		156,655	156,655	161,171	157,568		(913)		(913)		156,655				1,379	09/15/2017	1
31393A-2V-8	FNMA REMIC Ser 2003-38 CI MP 5.500% 05		03/01/2014	Paydown		221,135	221,135	222,019	222,019		(884)		(884)		221,135				1,903	05/25/2023	1
31393B-T4-7	FNMA REMIC Tr Ser 2003-W6 1A41 5.398%		03/01/2014	Paydown		80,169	80,169	80,795	80,384		(215)		(215)		80,169				749	10/25/2042	1
31393D-KD-2	FNMA REMIC Ser 2003-64 CI VD 5.000% 08		03/01/2014	Paydown		536,171	536,171	549,240	534,651		1,520		1,520		536,171				4,540	08/25/2040	1
31393E-BH-1	FNMA REMIC Ser 2003-74 CI VB 5.500% 07		03/01/2014	Paydown		1,225,525	1,225,525	1,201,014	1,219,631		5,894		5,894		1,225,525				11,570	07/25/2021	1
31394F-M3-6	FNMA REMIC Ser 2005-84 CI YH 5.500% 09		03/01/2014	Paydown		100,275	100,275	99,413	99,832		442		442								

STATEMENT AS OF MARCH 31, 2014 OF THE NATIONWIDE MUTUAL INSURANCE COMPANY

SCHEDULE D - PART 4

Show All Long-Term Bonds and Stock Sold, Redeemed or Otherwise Disposed of During the Current Quarter

1	2	3	4	5	6	7	8	9	10	Change In Book/Adjusted Carrying Value					16	17	18	19	20	21	22
										11	12	13	14	15							
CUSIP Identification	Description	Foreign	Disposal Date	Name of Purchaser	Number of Shares of Stock	Consideration	Par Value	Actual Cost	Prior Year Book/Adjusted Carrying Value	Unrealized Valuation Increase/(Decrease)	Current Year's (Amortization)/Accretion	Current Year's Other Than Temporary Impairment Recognized	Total Change in Book/Adjusted Carrying Value (11 + 12 - 13)	Total Foreign Exchange Change in Book /Adjusted Carrying Value	Book/Adjusted Carrying Value at Disposal Date	Foreign Exchange Gain (Loss) on Disposal	Realized Gain (Loss) on Disposal	Total Gain (Loss) on Disposal	Bond Interest/Stock Dividends Received During Year	Stated Contractual Maturity Date	NAIC Designation or Market Indicator (a)
31395T-66-4	FHLMC REMIC Ser 2956 CI WE 5.500% 01/1		03/01/2014	Paydown		391,384	391,384	389,369	389,730		1,654		1,654		391,384				3,420	01/15/2034	1FE
31399U-SU-6	FHLMC REMIC Ser 2977 CI NY 5.500% 05/1		02/01/2014	Paydown		373,663	373,663	372,651	372,826		837		837		373,663				1,975	05/15/2033	1FE
31396A-RE-6	FHLMC REMIC Ser 3037 CI ND 5.000% 01/1		03/01/2014	Paydown		656,860	656,860	633,760	651,698		5,162		5,162		656,860				4,538	01/15/2034	1FE
31396J-NC-5	FHLMC REMIC Ser 3131 CI MD 5.500% 01/1		03/01/2014	Paydown		1,575,764	1,575,764	1,563,003	1,566,365		9,399		9,399		1,575,764				14,356	01/15/2035	1FE
31403A-WY-7	FNMA Pool #743263 3.500% 10/25/18		03/01/2014	Paydown		39,083	39,083	36,445	37,805		1,278		1,278		39,083				194	10/25/2018	1
31408G-KD-8	FNMA Pool #850892 5.000% 10/01/35		03/01/2014	Paydown		4,333	4,333	4,333	4,333						4,333				36	10/01/2035	1
31408J-BM-2	FNMA Pool #852444 5.000% 10/01/35		03/01/2014	Paydown		3,783	3,783	3,783	3,783						3,783				32	10/01/2035	1
31409Y-L6-2	FNMA Pool #882449 5.000% 01/25/36		03/01/2014	Paydown		173,072	173,072	173,072	173,072						173,072				736	01/25/2036	1
31412W-TB-2	FNMA Pool #937146 6.500% 05/25/37		03/01/2014	Paydown		1,894	1,894	1,930	1,929		(35)		(35)		1,894				21	05/25/2037	1
31413H-G3-6	FNMA Pool #945818 6.000% 07/25/37		03/01/2014	Paydown		381	381	382	382		(1)		(1)		381				4	07/25/2037	1
31417G-ZX-7	FNMA Pool #A9757 3.500% 06/25/43		03/01/2014	Paydown		1,518,184	1,518,184	1,533,365	1,533,140		(14,957)		(14,957)		1,518,184				9,039	06/25/2043	1
34073N-5X-4	Florida Hsng Fin Corp Rev LBASS AMT SF H		01/01/2014	Call 100.0000		115,000	115,000	115,000	115,000						115,000				3,134	07/01/2023	1FE
373541-VE-8	Georgia Mun Elec Auth Pwr Rev Gen Ser A		01/01/2014	Maturity		4,000,000	4,000,000	4,349,080	4,000,000						4,000,000				105,000	01/01/2014	1FE
389532-FH-0	Grays Hrbr Cnty WA Pub Util Rev Ref No 00		01/21/2014	Tax Free Exchange		1,547,161	1,500,000	1,641,315	1,548,003		(842)		(842)		1,547,161				41,667	07/01/2017	1FE
422341-AU-1	Heartland SD Cons Pwr El Rev Ser 1977		01/01/2014	Call 100.0000		90,000	90,000	84,955	85,627		4,373		4,373		90,000				2,869	01/01/2016	1
454623-TJ-2	Indiana Bd Bk Rev LBASS Txb1 - Sch Sev R		01/15/2014	Various		4,870,000	4,870,000	4,870,000	4,870,000						4,870,000				133,882	01/15/2014	2FE
454806-AU-4	Indiana St Hsg & Cmty Dev Rev LBASS AMT		01/01/2014	Call 100.0000		520,000	520,000	520,000	520,000						520,000				12,480	07/01/2021	1FE
46263R-FQ-3	Indiana Pub Sch Bldg Ind Rev LBASS Ref F		01/15/2014	Maturity		4,610,000	4,610,000	4,900,522	4,611,804		(1,804)		(1,804)		4,610,000				115,250	01/15/2014	2FE
54627A-DA-2	Louisiana Hsg Fin Agy Mtg Rev LBASS AMT		02/01/2014	Call 100.0000		55,000	55,000	55,076	55,063		(63)		(63)		55,000				472	06/01/2029	1FE
57556E-L3-6	Massachusetts Bay Trans Rev Ser B 6.20		03/01/2014	Various		940,000	940,000	1,082,503	969,986		(29,986)		(29,986)		940,000				29,140	03/01/2016	1FE
57563E-AD-0	Massachusetts Dept Trans Rev Wstrn Trmpk		01/01/2014	Various		4,000,000	4,000,000	4,000,000	4,000,000						4,000,000				26,820	01/01/2014	1FE
57563R-JC-4	Massachusetts Educ Fin Rev LBASS AMT Iss		01/01/2014	Call 100.0000		390,000	390,000	390,000	390,000						390,000				11,115	01/01/2030	1FE
57589R-P3-3	Massachusetts Dev Fin Agcy Rev Boston Co		02/27/2014	Direct															(26,413)	12/01/2043	2
650013-SB-9	New York St Hwy/Bldg Tr Fd Rev Ser B 5		03/27/2014	Various		2,033,503	2,000,000	2,168,860	2,038,479		(4,976)		(4,976)		2,033,503				48,889	04/01/2018	1FE
658207-FY-6	North Carolina Hsg Fin Agy Rev LBASS AMT		02/01/2014	Call 100.0000		205,000	205,000	201,671	202,437		2,563		2,563		205,000				6,099	07/01/2028	1FE
658207-HG-3	North Carolina Hsg Fin Agy Rev LBASS AMT		02/01/2014	Call 100.0000		320,000	320,000	320,000	320,000						320,000				9,520	07/01/2027	1FE
83712D-PY-6	South Carolina St Hsg Fin Rev LBASS AMT		01/01/2014	Call 100.0000		80,000	80,000	80,000	80,000						80,000				2,120	07/01/2023	1FE
92812Q-RV-1	Virginia St Hsg Dev Auth Rev LBASS Txb1		01/01/2014	Maturity		735,000	735,000	735,000	735,000						735,000				19,220	01/01/2014	1FE
3199999	Subtotal - Bonds - U.S. Special Revenues					48,777,466	48,725,846	49,865,904	48,863,356		(63,693)		(63,693)		48,799,668		(22,202)	(22,202)	735,922	XXX	XXX
00162F-AC-4	Apple Leisure Group 1st Lien Term Ln Nt		03/31/2014	Redemption 100.0000		31,250	31,250	30,937	30,972		278		278		31,250				547	02/28/2019	4FE
004421-VE-0	ACE Securities Corp RMBS Ser 2006-SL1 CI		03/25/2014	Paydown		61,036	61,036	39,901	39,901		21,135		21,135		61,036				45	09/25/2035	5FM
00764M-BT-3	Aegis ABS Trust RMBS Ser 2004-2 CI M1		03/25/2014	Paydown		96,717	96,717	88,496	88,658		8,060		8,060		96,717				144	06/25/2034	1FM
01082#-AA-3	Alameda Cnty CA CTL Ser 2002-A 7.500%		03/15/2014	Redemption 100.0000		70,245	70,245	74,459	72,394		(2,150)		(2,150)		70,245				880	06/15/2021	1
02149D-AJ-8	Countrywide Alternative Ln Tr RMBS Ser 2		03/01/2014	Paydown		103,614	103,614	112,922	112,922						112,922		(9,308)	(9,308)	591	01/25/2047	1FM
02150F-AA-8	Countrywide Alternative Ln Tr RMBS Ser 2		03/01/2014	Paydown		38,602	38,602	39,863	38,864		999		999		39,863		(1,261)	(1,261)	386	05/25/2037	3FM
02150W-AB-9	Countrywide Alternative Ln Tr RMBS Ser 2		03/01/2014	Paydown		160,774	160,774	149,991	139,891		10,301		10,301		149,991		(100,672)	(100,672)	1,211	03/25/2047	1FM
023772-AA-4	American Airlines Inc LBASS EETC Ser 201		01/15/2014	Redemption 100.0000		135,456	135,456	128,344	128,549		6,907		6,907		135,456				2,709	07/15/2025	1FE
02377U-AA-2	American Airlines Inc LBASS PTC Ser 2013		01/15/2014	Redemption 100.0000		462,523	462,523	462,523	462,523						462,523				10,494	01/15/2023	2FE
02932X-AA-4	American Rock Salt Co 2nd Lien Nt 8.25		01/16/2014	RBC Dominion Securities		2,055,000	2,000,000	1,850,000	1,873,518		1,370		1,370		1,873,518				37,125	05/01/2018	5FE
03072S-KH-7	Ameritrust Mtg Sec Inc RMBS Ser 2003-10		03/25/2014	Paydown		414,265	414,265	400,423	400,745		13,519		13,519		414,265				703	12/25/2033	1FM
03215P-BN-8	Amresco Resdtl Sec Mtg Loan RMBS Ser 199		03/01/2014	Paydown		11,290	11,290	11,137	11,231						11,231		59	59	117	03/25/2027	1FM
03215P-DN-6	Amresco Resdtl Sec Mtg Loan RMBS PTC Ser		03/01/2014	Paydown		216	216	216	215		1		1		216				4	08/25/2027	1FM
03334E-AA-7	AnchoragePermit Ctr Bldg Ls Tr CTL 6.3		03/15/2014	Redemption 100.0000		42,594	42,594	42,594	42,594						42,594				451	02/15/2025	1
035229-CU-5	Anheuser-Busch Cos Inc Co Gtd Nt 4.950		01/15/2014	Various		7,500,000	7,500,000	7,502,209	7,500,108		(108)		(108)		7,500,000				185,825	01/15/2014	1FE
04529K-AC-3	Aspen Dental Management Term Ln Nt 6 7		03/31/2014	Redemption 100.0000		18,516	18,516	18,273	18,192		132		132		18,516				324	10/06/2016	4FE
04626R-AC-0	Astoria Power Project ABS PTC Ser C 7		03/01/2014	Redemption 100.0000		85,913	85,913	85,913	83,336		2,577		2,577		85,913				1,128	05/01/2021	3AM
048312-AC-6	Atlantic City Elec Tran Fd ABS Ser 2002-		01/20/2014	Paydown		560,050	560,050	555,448	559,448		603		603		560,050				6,875	07/20/2017	1FE
048312-AF-9	Atlantic City Elec Tran Fd ABS Ser 2003-		01/20/2014	Paydown		105,995	105,995	105,985	105,990		5		5		105,995				1,182	10/20/2016	1FE

E05.2

STATEMENT AS OF MARCH 31, 2014 OF THE NATIONWIDE MUTUAL INSURANCE COMPANY

SCHEDULE D - PART 4

Show All Long-Term Bonds and Stock Sold, Redeemed or Otherwise Disposed of During the Current Quarter

1	2	3	4	5	6	7	8	9	10	Change In Book/Adjusted Carrying Value					16	17	18	19	20	21	22
										11	12	13	14	15							
CUSIP Ident-ification	Description	For-ign	Disposal Date	Name of Purchaser	Number of Shares of Stock	Consid-eration	Par Value	Actual Cost	Prior Year Book/ Adjusted Carrying Value	Unrealized Valuation Increase/ (Decrease)	Current Year's (Amor-tization)/ Accretion	Current Year's Other Than Temporary Impairment Recogn-ized	Total Change in Book/ Adjusted Carrying Value (11 + 12 - 13)	Total Foreign Exchange Change in Book /Adjusted Carrying Value	Book/ Adjusted Carrying Value at Disposal Date	Foreign Exchange Gain (Loss) on Disposal	Realized Gain (Loss) on Disposal	Total Gain (Loss) on Disposal	Bond Interest/ Stock Dividends Received During Year	Stated Con-tractual Maturity Date	NAIC Design-ation or Market In-dicator (a)
..05072V-AG-8	Audio Visual Services Co 1st Lien TL Nt		01/24/2014	Redemption 100.0000		15,800,000	15,800,000	15,484,000	15,532,275						15,800,000				128,740	11/13/2018	4FE
..05501T-AC-3	TGGT Holdings (Azure) LLC 1st Lien Term		03/31/2014	Redemption 100.0000		200,000	200,000	197,156			2,844		2,844		200,000				469	11/18/2018	4FE
..05501T-AC-3	TGGT Holdings (Azure) LLC 1st Lien Term		03/18/2014	Tax Free Exchange		197,156	200,000	197,000	197,049		106		106		197,156				3,394	11/18/2018	4FE
..05549@-AA-3	Bjs Wholesale Club Inc CTL (HG Bowie Rea		03/15/2014	Redemption 100.0000		55,313	55,313	55,847	55,601		(288)		(288)		55,313				642	05/15/2022	4Z
..05948K-X7-9	Bank of America Alt Loan Tr RMBS Ser 200		03/01/2014	Paydown		517,704	517,704	505,537	505,537		12,167		12,167		517,704				5,240	01/25/2036	3FM
..05950T-AF-2	Banc of America Mtg Securities RMBS Ser		03/01/2014	Paydown		90,544	90,544	84,569	79,204	5,992	5,347		11,339		90,544				1,115	11/20/2046	3FM
..07384M-7C-0	Bear Stearns Adj Rate Mtg RMBS Ser 2005-		03/01/2014	Paydown		163,801	163,801	165,337	165,321		(1,520)		(1,520)		163,801				693	03/25/2035	1FM
..07386H-MD-0	Bear Stearns Alt- A Tr RMBS Ser 2004-10		03/25/2014	Paydown		148,963	148,963	140,491	140,491		8,471		8,471		148,963				271	09/25/2034	1FM
..07401P-AA-2	Bear Stearns Mtg Tr RMBS Ser 2007-SL1 CI		03/25/2014	Paydown		18,427	18,427	7,445	7,445						18,427		10,982	10,982	16	03/25/2037	1FM
..09858V-AB-1	Boomerang Tube LLC Term Ln Nt 1 11.000%		03/18/2014	Various		314,468	321,875	312,728	309,000	5,123	345		5,468		314,468				9,343	10/02/2017	4Z
..09858V-AB-1	Boomerang Tube LLC Term Ln Nt 7 11.750%		03/31/2014	Redemption 100.0000		321,875	321,875	314,468			7,407		7,407		321,875				1,347	10/02/2017	4Z
..117017-AB-9	Brunswick & Glynn Co Dev Auth CTL Rev Le		02/15/2014	Redemption 100.0000		255,082	255,082	255,082	255,082						255,082				7,984	02/15/2023	1
..117017-AC-7	Brunswick & Glynn Co Dev Auth CTL Rev Le		01/15/2014	Redemption 100.0000		189,740	189,740	189,740	189,740						189,740				5,673	01/15/2024	1
..12189P-AH-5	Burlington Northern Santa Fe ABS ETC Ser		01/15/2014	Paydown		708,444	708,444	809,978	734,627		(26,183)		(26,183)		708,444				28,012	01/15/2020	1FE
..1248MP-AA-2	C-BASS Tr RMBS Ser 2007-MX1 CI A1 6.15		03/01/2014	Paydown		217,777	217,777	217,708	216,899		877		877		217,777				2,172	12/25/2036	6FE
..12543K-AE-4	Community Health Systems Inc Term Ln E N		03/31/2014	Redemption 100.0000		1,529	1,529	1,529							1,529				4	01/25/2017	3FE
..12543K-AE-4	Community Health Systems Inc Term Ln E N		03/31/2014	Tax Free Exchange		229,382	229,382	229,382							229,382				781	01/25/2017	3FE
..12543K-AE-4	Community Health Systems Inc Term Ln E N		02/28/2014	Tax Free Exchange		1,818,753	1,818,753	1,818,753	1,818,753						1,818,753				25,200	01/25/2017	3FE
..12543K-AE-4	Community Health Systems Inc Term Ln E N		01/27/2014	Tax Free Exchange		42,342	42,342	42,342	42,342						42,342				319	01/25/2017	3FE
..12543K-AK-0	Community Health Systems Inc Term Ln D N		03/31/2014	Redemption 100.0000		29,075	29,075	29,075							29,075				80	01/27/2021	3FE
..12566U-AN-4	Citimortgage Alternative Ln Tr RMBS Ser		03/01/2014	Paydown		80,960	116,812	94,638	94,638						94,638		(13,678)	(13,678)	990	02/25/2037	1FM
..12566U-AT-1	Citimortgage Alternative Ln Tr RMBS Ser		03/01/2014	Paydown		389,232	389,232	378,406	382,577		47		47		382,624		6,607	6,607	3,192	02/25/2022	1FM
..12567A-AP-2	Citimortgage Alternative Ln Tr RMBS Ser		03/01/2014	Paydown		341,197	344,610	335,026	335,927						335,927		5,269	5,269	1,816	03/25/2022	1FM
..12630U-AD-8	Cablevision (CSC Holdings) Term Ln B Nt		03/31/2014	Redemption 100.0000		15,000	15,000	14,925	14,932		68		68		15,000				100	04/17/2020	2FE
..12638P-AB-5	Credit Suisse Mtg Cap Cft RMBS Ser 2007-		03/01/2014	Paydown		46,638	46,638	31,958	27,187	4,771	14,679		19,450		46,638				295	04/25/2037	1FM
..12644@-BF-1	CTL Cap Tr CTL Everett Realty 7.500% 0		03/14/2014	Call 131.3352		4,200,213	3,198,087	3,198,087	3,198,087		1,002,126		1,002,126		4,200,213				59,214	02/15/2027	2
..12644@-BF-1	CTL Cap Tr CTL Everett Realty 7.500% 0		02/15/2014	Redemption 100.0000		21,177	21,177	21,177	21,177						21,177				198	02/15/2027	2
..12644@-BQ-7	CTL Cap Tr CTL Ser 2002-34 CI A Walgreen		03/15/2014	Redemption 100.0000		22,729	22,729	22,729	22,729						22,729				255	07/15/2022	2
..12644@-BR-5	CTL Cap Tr CTL Ser 2002-21Aurora Heathcar		03/15/2014	Redemption 100.0000		50,810	50,810	50,810	50,810						50,810				564	10/15/2022	2
..12644@-BS-3	CTL Cap Tr CTL Walgreens 6.620% 01/15/		03/15/2014	Redemption 100.0000		21,461	21,461	21,676	21,581		(120)		(120)		21,461				237	01/15/2023	2
..12646U-AH-0	Credit Suisse Comm Mtg Tr RMBS Ser 2013-		03/01/2014	Paydown		302,339	302,339	310,842	309,737		(7,398)		(7,398)		302,339				1,801	03/25/2043	1FM
..126650-BP-4	CVS Caremark Corp ABS PTC Nt 6.036% 12		03/10/2014	Various		40,202	40,202	46,800	46,455		(6,253)		(6,253)		40,202				405	12/10/2028	2FE
..126650-BQ-2	CVS Caremark Corp ABS PTC Nt 6.943% 01		03/10/2014	Various		110,137	110,137	111,123	111,755		(1,618)		(1,618)		110,137				1,277	01/10/2030	2FE
..126650-BS-8	CVS Caremark Corp ABS PTC Nt 7.507% 01		03/10/2014	Redemption 100.0000		23,496	23,496	30,564	30,260		(6,764)		(6,764)		23,496				295	01/10/2032	2FE
..12665U-AA-2	CVS Caremark Corp ABS PTC Nt 4.704% 01		03/10/2014	Redemption 100.0000		43,422	43,422	43,422	43,422						43,422				375	01/10/2036	2FE
..126670-FB-9	CIABS Inc RMBS Ser 2005-IM2 CI A3 0.42		03/25/2014	Paydown		76,882	76,882	75,168	75,168						76,882				56	01/25/2036	1FM
..126673-VE-9	CIABS Inc RMBS Ser 2004-U CI 2A 0.425%		03/17/2014	Paydown		126,300	126,300	52,669	52,669		73,631		73,631		126,300				83	03/15/2034	1FM
..12667G-W7-4	Countrywide Alternative Ln Tr RMBS Ser 2		03/01/2014	Paydown		657,854	657,854	651,995	639,000	13,278	5,575		18,853		657,854				5,271	09/25/2035	3FM
..126686-AC-8	CIABS Inc RMBS Ser 2006-H CI 2A1B 0.30		03/17/2014	Paydown		99,366	99,366	34,400	34,400		64,965		64,965		99,366				55	11/15/2036	2FM
..12668A-YS-8	Countrywide Alternative Ln Tr RMBS Ser 2		03/01/2014	Paydown		27,201	30,067	25,154	25,154						25,154		2,047	2,047	258	12/25/2035	1FM
..126694-NS-3	CIHL Inc RMBS Ser 2005-27 CI 1A3 5.500		03/01/2014	Paydown		146,668	146,668	142,749	139,254	5,360	2,054		7,414		146,668				1,000	12/25/2035	1FM
..126694-NE-4	CIHL Inc RMBS Ser 2006-HYB1 CI 1A1 2.4		03/01/2014	Paydown		112,852	169,320	127,286	127,286						127,286		(14,434)	(14,434)	727	03/20/2036	1FM
..12669C-E4-8	CIABS Inc RMBS Ser 2002-8 CI A4 6.500%		03/01/2014	Paydown		66,479	66,479	68,889	66,477		2		2		66,479				732	07/25/2032	1FM

E05.3

STATEMENT AS OF MARCH 31, 2014 OF THE NATIONWIDE MUTUAL INSURANCE COMPANY

SCHEDULE D - PART 4

Show All Long-Term Bonds and Stock Sold, Redeemed or Otherwise Disposed of During the Current Quarter

1	2	3	4	5	6	7	8	9	10	Change In Book/Adjusted Carrying Value					16	17	18	19	20	21	22	
										11	12	13	14	15								
CUSIP Identification	Description	Foreign	Disposal Date	Name of Purchaser	Number of Shares of Stock	Consideration	Par Value	Actual Cost	Prior Year Book/Adjusted Carrying Value	Unrealized Valuation Increase/(Decrease)	Current Year's (Amortization)/Accretion	Current Year's Other Than Temporary Impairment Recognized	Total Change in Book/Adjusted Carrying Value (11 + 12 - 13)	Total Foreign Exchange Change in Book /Adjusted Carrying Value	Book/Adjusted Carrying Value at Disposal Date	Foreign Exchange Gain (Loss) on Disposal	Realized Gain (Loss) on Disposal	Total Gain (Loss) on Disposal	Bond Interest/Stock Dividends Received During Year	Stated Contractual Maturity Date	NAIC Designation or Market Indicator (a)	
12669E-Y9-1	CIWALT Loan Tr RMBS Ser 2003-J1 CI 1A8		03/01/2014	Paydown		232,528	232,528	223,518	225,531		6,997		6,997		232,528				1,831	10/25/2033	1FM	
12669F-02-6	CIWL Inc RMBS Ser 2004-10 CI A10 5.000		03/01/2014	Paydown		118,319	118,319	110,776	116,597		1,722		1,722		118,319				1,237	07/25/2034	1FM	
12669F-T2-9	CIWL Inc RMBS Ser 2004-14 CI 2A5 2.640		03/01/2014	Paydown		110,024	110,024	107,969	108,646		1,378		1,378		110,024				643	08/25/2034	1FM	
12669G-R3-7	Countrywide Home Loans RMBS Ser 2005-15		03/01/2014	Paydown		63,480	63,480	62,493	59,524	3,404			3,404		62,928		552	552	529	08/25/2035	2FM	
				Redemption	100.0000																	
12670N-AB-9	OWGS Term Ln Nt 2 5.750% 02/20/20		03/31/2014	Paydown		125,000	125,000	123,750	123,759		1,241		1,241		125,000				2,316	02/20/2020	4FE	
144527-AB-4	Carrington Mtg Loan Tr RMBS Ser 2007-FRE		03/25/2014	Paydown		85,016	85,016	75,504	75,504		9,511		9,511		85,016				51	02/25/2037	1FM	
14912L-4F-5	Caterpillar Finl Svcs Corp Sr Nt 6.125		02/17/2014	Maturity		20,500,000	20,500,000	20,231,205	20,492,078		7,922		7,922		20,500,000				627,813	02/17/2014	1FE	
				Redemption	100.0000																	
15189B-AA-7	Centerpoint Anchorage Tr CTL PTC Lease B		03/15/2014	Paydown		75,528	75,528	84,619	80,106		(4,577)		(4,577)		75,528				997	09/15/2022	2	
15200D-AC-1	Centerpoint Energy Trans Bd ABS Ser 2005		02/01/2014	Paydown		1,058,484	1,058,484	1,058,451	1,058,437		.47		.47		1,058,484				26,938	08/01/2015	1FE	
				Redemption	100.0000																	
160841-AA-0	Charlotte Gateway Village LLC CTL 6.41		03/01/2014	Paydown		129,390	129,390	129,390	129,390						129,390				1,385	12/01/2016	1FE	
16165M-AD-0	Chaseflex Tr RMBS Ser 2006-2 CI A2B 0		03/25/2014	Paydown		31,104	31,104	23,807	24,357	4,179	2,568		6,747		31,104				24	09/25/2036	1FM	
16165V-AM-0	Chaseflex Tr RMBS Ser 2007-1 CI 2A9 6		03/01/2014	Paydown		54,775	54,775	58,381	59,813	471	35		506		60,319		(5,544)	(5,544)	733	02/25/2037	4FM	
17025Q-AC-1	Countrywide Home Loans RMBS Ser 2007-J3		02/01/2014	Paydown		115,931	149,374	126,921	129,092	1,389	1		1,390		130,483		(14,552)	(14,552)	948	07/25/2037	4FM	
18976G-AZ-9	Citimortgage Alternative Ln Tr RMBS Ser		03/01/2014	Paydown		248,350	248,350	238,985	238,985		9,365		9,365		248,350				1,760	06/25/2032	1FM	
209111-EE-9	Consolidated Edison Co NY Inc Sr Nt 4		02/01/2014	Various		5,000,000	5,000,000	4,991,228	4,999,227		773		773		5,000,000				117,500	02/01/2014	1FE	
210805-BU-0	Continental Airlines Inc ABS EETC Ser 19		01/02/2014	Paydown		2,471,195	2,471,195	2,443,186	2,464,218		6,977		6,977		2,471,195				85,256	01/02/2018	2FE	
210805-CB-1	Continental Airlines Inc ABS EETC Ser 19		03/15/2014	Paydown		639,234	639,234	599,940	627,559		11,675		11,675		639,234				21,248	03/15/2019	2FE	
				Redemption	100.0000																	
212168-AA-6	Continental Wind Sr Nt 6.000% 02/28/33		02/28/2014	Maturity		182,170	182,170	182,170	182,170		.14		.14		182,170				4,494	02/28/2033	2FE	
219207-AA-5	Cornell University Sr Nt 4.350% 02/01/		02/01/2014	Maturity		1,000,000	1,000,000	999,320	999,986		.68		.68		1,000,000				21,750	02/01/2014	1FE	
24702N-AD-2	Dell International Inc Term Ln C Nt 1		01/29/2014	Tax Free Exchange		559,809	559,809	559,688	559,769		.39		.39		559,809				5,039	10/29/2018	3FE	
				Redemption	100.0000																	
24702N-AD-2	Dell International Inc Term Ln C Nt 1		01/31/2014	Paydown		562,500	562,500	559,809	562,500		2,691		2,691		562,500				154	10/29/2018	3FE	
251510-AW-3	Deutsche Alt-A Sec Inc RMBS Ser 2003-2XS		03/01/2014	Paydown		36,283	36,283	36,275	36,241		.42		.42		36,283				217	09/25/2033	1FM	
251563-CB-6	Deutsche Mtg Sec Inc RMBS Ser 2004-1 CI		03/01/2014	Paydown		315,920	315,920	315,831	315,310		610		610		315,920				2,251	12/25/2033	1FM	
251563-DM-1	Deutsche Mtg Sec Inc RMBS Ser 2004-2 CI		02/01/2014	Paydown		270,309	270,309	270,243	269,839		470		470		270,309				1,912	01/25/2034	1FM	
268617-BH-9	Enterprise Mtg Accept Co ABS Frch Ln Own		03/01/2014	Direct		52,039	52,039										52,039	52,039		01/15/2027	5FE	
				Redemption	100.0000																	
29276J-AC-8	Energy Solutions LLC Term Ln B Nt 1 6		03/21/2014	Paydown		815,625	815,625	801,469	805,705		9,920		9,920		815,625				2,835	08/13/2016	4FE	
				Redemption	100.0000																	
29337#-AA-7	Enhanced Cap CT Fund III LLC ABS CAPCO N		03/15/2014	Paydown		86,523	86,523	86,523	86,523						86,523				1,845	12/15/2020	1FE	
				Redemption	100.0000																	
29439B-AA-6	EOT Production Co Gtd Sr Nt 7.760% 02/		02/28/2014	Paydown		25,200	25,200	25,395	25,325		(125)		(125)		25,200				978	02/28/2016	2	
301965-CE-7	FFCA Sec Lending Corp ABS Frch Ln Ser 19		03/01/2014	Paydown		45,046	45,046	44,536	44,775		271		271		45,046				591	05/18/2026	3AM	
				Redemption	100.0000																	
30260B-AA-8	FMV Smithtown Assoc CTL 7.700% 10/04/1		03/01/2014	Paydown		134,188	134,188	139,556	136,162		(1,973)		(1,973)		134,188				1,726	10/04/2019	2	
31331F-AX-9	Fedex Corp ABS PTC Ser 1998-1A 6.720%		01/15/2014	Paydown		147,805	147,805	146,470	146,664		1,141		1,141		147,805				4,966	07/15/2023	2FE	
31331F-AY-7	Fedex Corp ABS PTC Ser 1998-1 CI B 6.8		01/15/2014	Paydown		76,382	76,382	76,382	76,382						76,382				2,614	01/15/2019	2FE	
32007U-AT-6	First Data Corp New Extended Term Ln B N		01/30/2014	Tax Free Exchange		1,080,505	1,122,371	1,065,436	1,079,571		934		934		1,080,505				4,802	03/24/2017	4FE	
32052E-AA-7	First Horizon Mtg PT Tr RMBS Ser 2006-AR		03/01/2014	Paydown		34,283	34,701	31,194	31,194						31,194		3,089	3,089	100	11/25/2036	1FM	
32052E-AC-3	First Horizon Mtg PT Tr RMBS Ser 2007-FA		03/01/2014	Paydown		53,097	92,991	80,662	76,849	3,813			3,813		80,662		(27,566)	(27,566)	486	08/25/2037	5FM	
				Redemption	47.4901																	
35729Q-AS-7	Fremont Home Loan Tr RMBS Ser 2006-B CI		03/25/2014	Paydown		25,410	53,506	5,905	4,408	1,497	19,505		21,002		25,410						08/25/2036	1FM
35729Q-AS-7	Fremont Home Loan Tr RMBS Ser 2006-B CI		03/25/2014	Capital Distribution		28,096		28,096	28,096						28,096						08/25/2036	1FM
35729T-AD-4	Fremont Home Loan Owner Tr RMBS Ser 2006		03/25/2014	Paydown		35,684	35,684	22,129	17,663	4,467	13,554		18,021		35,684				16	10/25/2036	1FM	
36161R-AD-1	GE Cap Assurance Co CMBS Ser 2003-1 CI A		03/01/2014	Paydown		124,218	124,218	124,838	124,127		.90		.90		124,218				1,088	05/12/2035	1FM	
36242D-7Q-0	GS Mortgage Securities Corp RMBS Ser 200		03/01/2014	Paydown		83,990	83,990	79,817	80,781		3,209		3,209		83,990				702	06/25/2035	1FM	
39539M-AA-7	Greenpoint Mtg Funding Tr RMBS Ser 2007-		03/25/2014	Paydown		52,111	52,111	48,641	42,634	6,007	3,470		9,477		52,111				10	06/25/2037	1FM	
				Redemption	100.0000																	
402812-AE-1	Gundle (SLT Environmental) 1st Lien Revo		03/28/2014	Paydown		441,346	441,346	441,346	441,346						441,346				5,317	05/27/2016	5FE	
402812-AF-8	Gundle (SLT Environmental) 1st Lien TL (02/19/2014	Jeffries & Co Inc		1,989,928	2,518,896	1,989,928	2,500,004	5,532	673	516,282	(510,077)		1,989,928				34,163	05/27/2016	5FE	
402812-AF-8	Gundle (SLT Environmental) 1st Lien TL (02/19/2014	Jeffries & Co Inc		11,834,790	14,980,747	11,834,790	14,868,391	31,771	3,933	3,069,306	(3,033,602)		11,834,790				367,753	05/27/2016	5FE	
402812-AF-8	Gundle (SLT Environmental) 1st Lien TL (02/19/2014	Jeffries & Co Inc		13,241	16,760	13,241	16,635	46	4	3,444										

STATEMENT AS OF MARCH 31, 2014 OF THE NATIONWIDE MUTUAL INSURANCE COMPANY

SCHEDULE D - PART 4

Show All Long-Term Bonds and Stock Sold, Redeemed or Otherwise Disposed of During the Current Quarter

1	2	3	4	5	6	7	8	9	10	Change In Book/Adjusted Carrying Value					16	17	18	19	20	21	22
										11	12	13	14	15							
CUSIP Identification	Description	Foreign	Disposal Date	Name of Purchaser	Number of Shares of Stock	Consideration	Par Value	Actual Cost	Prior Year Book/Adjusted Carrying Value	Unrealized Valuation Increase/(Decrease)	Current Year's (Amortization)/Accretion	Current Year's Other Than Temporary Impairment Recognized	Total Change in Book/Adjusted Carrying Value (11 + 12 - 13)	Total Foreign Exchange Change in Book /Adjusted Carrying Value	Book/Adjusted Carrying Value at Disposal Date	Foreign Exchange Gain (Loss) on Disposal	Realized Gain (Loss) on Disposal	Total Gain (Loss) on Disposal	Bond Interest/Stock Dividends Received During Year	Stated Contractual Maturity Date	NAIC Designation or Market Indicator (a)
404122-AP-8	HCA Inc Term Ln B5 Nt 1 2.903% 03/31/1		03/31/2014	Redemption	100.0000																
41164T-AA-0	Harborview Mtg Loan Tr RMBS Ser 2007-A C		03/19/2014	Paydown		4,453	4,453	4,425	4,426			27	27		4,453				32	03/31/2017	3FE
41164Y-AB-7	Harborview Mtg Loan Tr RMBS Ser 2007-4 C		03/19/2014	Paydown		101,159	325,827	61,907	61,907						61,907		39,252	39,252	(2,326)	06/21/2037	1FM
44329E-AC-5	HSI Asset Loan Obligation RMBS Ser 2007-		03/01/2014	Paydown		118,972	118,972	115,960	99,058	18,023	1,890		19,913		118,972				65	07/19/2047	1FM
44701P-AT-1	Huntsman International Inc Extended Term		03/31/2014	Redemption	100.0000														268	09/25/2037	1FM
44701P-AT-1	Huntsman International Inc Extended Term		02/28/2014	Tax Free Exchange		67,052	67,052	66,384	66,384		668		668		67,052				292	04/19/2017	3FE
44701P-AT-1	Huntsman International Inc Extended Term		01/31/2014	Tax Free Exchange		1,720,336	1,734,746	1,720,002	1,786,008		335		335		1,720,336				4,101	04/19/2017	3FE
44701P-AU-8	Huntsman International Inc New Extended		01/02/2014	Redemption	100.0000														17,846	04/19/2017	3FE
45254N-MY-0	IMPAC CMB Tr RMBS Ser 2005-2 CI 1A1 0		03/25/2014	Paydown		24,759	24,759	24,552	24,552		208		208		24,759				187	04/19/2017	3FE
45256H-AA-6	Impact Funding LLC CMB5 Clf Tranche A		03/01/2014	Paydown		1,420,311	1,432,328	1,416,030	1,420,302		9		9		1,420,311				5,040	04/19/2017	3FE
45257@-AA-1	Impact Comm Opportunities LLC CDO Revol		01/15/2014	Redemption	100.0000														409	07/01/2022	1FE
45257H-AA-5	Impact Funding LLC CMB5 Ser 2010-1 CI A1		03/01/2014	Paydown		963,032	963,032	971,151	948,682	14,040	309		14,349		963,032				134,216	10/30/2014	5...
45668J-AD-8	Indymac Indx Mtg Ln Tr RMBS Ser 2006-AR3		03/01/2014	Paydown		114,411	114,411	114,473	114,458		(47)		(47)		114,411				(73,816)	01/25/2051	1FE
466247-HB-9	JP Morgan Mtg Tr RMBS Ser 2006-A2 CI 1A1		03/01/2014	Paydown		437,790	465,591	466,900	395,260	71,158	(7)		71,151		466,410		(28,620)	(28,620)	4,828	08/25/2037	1FM
47215B-AB-3	JCP&L Transition Funding LLC ABS Ser 200		03/05/2014	Paydown		27,312	27,312	27,363	25,712	1,574			1,601		27,312				117	01/25/2037	1FM
487836-BJ-6	Kellogg Co Sr Nt 3.125% 05/17/22		03/10/2014	Various		12,623	12,615	12,560	10,983	1,585			1,585		12,568		56	56	49	04/25/2036	1FM
52108H-K7-8	LB-UBS Comm Mtg Tr CMB5 Ser 2004-06 CI A		03/11/2014	Paydown		956,095	956,095	955,928	956,051		44		44		956,095				12,931	09/05/2016	1FE
52109P-AE-5	LB-UBS Comm Mtg Tr CMB5 Ser 2007-06 CI A		03/11/2014	Paydown		14,370,000	15,000,000	14,936,653	14,945,202		(575,202)		(575,202)		14,370,000				147,135	05/17/2022	2FE
52465#-BF-1	Legg Mason Mtg Cap Corp Ser 2001-CTL-25		03/10/2014	Redemption	100.0000														45,081	08/15/2029	1FM
52465#-BH-7	Legg Mason Mtg Cap Corp Ser 2002-CTL-12		03/10/2014	Redemption	100.0000														511	07/15/2040	1FM
52467@-AH-8	Legg Mason Mtg Cap Corp CTL 7.750% 01/		03/15/2014	Redemption	100.0000																
52467@-BC-8	Legg Mason Mtg Cap Corp CTL Ser 2003 CI		03/15/2014	Redemption	100.0000																
52520M-GQ-0	Lehman Mtg Tr RMBS Ser 2006-2 CI 6A1 6		03/01/2014	Paydown		40,813	40,813	44,889	42,235		(1,423)		(1,423)		40,813				559	11/15/2018	2...
55275S-AR-1	Master Asset Bkd Sec Tr RMBS Ser 2006-NC		03/25/2014	Paydown		108,698	108,698	108,766	108,606		(1)		(1)		108,605		93	93	3,459	04/25/2036	1FM
57060U-S2-2	Market Vectors Emerg Mkts Local Curr Bd		01/27/2014	TJM Capital		59,550	59,550	33,858	33,858		25,692		25,692		59,550				30	08/25/2036	1FM
576434-S6-2	Master Asset Securitization Tr RMBS Ser		03/01/2014	Paydown		298,962	313,411	292,959	292,959		234		234		293,194		5,769	5,769	3,618	11/25/2021	5FM
589293-5F-1	Merrill Lynch Mtg Investors RMBS Ser 200		03/25/2014	Paydown		8,559,891	9,346,919	8,949,000	8,949,000						9,346,919		(787,028)	(787,028)	41,800		1...
59020U-3X-1	Merrill Lynch Crd Bse A S & S RMBS Ser 2		03/25/2014	Paydown		42,178	42,178	41,426	41,932		246		246		42,178				352	06/25/2015	1FM
59020U-P7-4	Merrill Lynch Crd Bse A S & S RMBS Ser 2		03/01/2014	Paydown		1,356,349	1,356,349	1,245,688	1,247,875		108,474		108,474		1,356,349				2,080	07/25/2034	1FM
591709-AM-2	Metropcos Wireless Inc Sr Nt 6.250% 04/		02/10/2014	Tax Free Exchange		30,328	30,328	25,616	28,771	(539)	2,097		1,558		30,328				(698)	01/25/2037	1FM
59549R-AC-8	Mid State Tr X ABS Ser 10 CI M1 6.280%		03/15/2014	Paydown		146,388	146,388	142,517	143,885		2,502		2,502		146,388				1,349	08/25/2036	1FM
59549W-AB-9	Mid State Tr ABS Ser 11 CI M1 5.598% 0		03/15/2014	Paydown		10,378,163	10,000,000	10,387,500	10,375,000	9,832	(6,669)		3,163		10,378,163				223,958	04/01/2021	3FE
60662W-AJ-1	Mitchell International Inc 1st Lien TL N		03/31/2014	Redemption	100.0000														554	02/15/2036	1AM
61745M-3F-8	Morgan Stanley Cap I CMB5 Ser 2005-H05 C		03/01/2014	Paydown		56,353	56,353	47,386	47,386		8,967		8,967		56,353				383	07/15/2038	2AM
61745M-6D-0	Morgan Stanley Cap I CMB5 Ser 2005-H06 C		03/01/2014	Paydown		46,870	46,870	46,869	46,870						46,870						
61745M-VW-0	Morgan Stanley Cap I RMBS Ser 2004-1 CI		03/01/2014	Paydown		20,000	20,000	19,900	19,902		98		98		20,000				116	10/11/2020	4FE
61748H-LC-3	Morgan Stanley Mtg Tr RMBS Ser 2005-5AR		03/01/2014	Paydown		8,336,585	8,336,585	8,095,605	8,299,706		36,779		36,779		8,336,585				84,987	01/14/2042	1FM
61749H-AT-6	Morgan Stanley Cap I CMB5 Ser 2006-T23 C		03/01/2014	Paydown		627,273	627,273	630,716	626,493		780		780		627,273				7,647	08/13/2042	1FM
61749T-AA-2	Morgan Stanley Mtg Loan Tr RMBS Ser 2006		03/25/2014	Paydown		22,937	22,937	22,937	22,937						22,937				188	11/25/2018	1FM
61755Y-AF-1	Morgan Stanley Cap I CMB5 Ser 2007-1Q15		03/01/2014	Paydown		418,082	418,082	371,283	371,283		46,799		46,799		418,082				1,770	09/25/2035	1FM
626717-AE-2	Murphy Oil Corp Sr Nt 2.500% 12/01/17		02/06/2014	Various		802,993	802,993	807,386	803,068		(75)		(75)		802,993				11,658	08/12/2041	1FM
628530-BA-4	Mylan Inc Sr Nt 2.600% 06/24/18		03/04/2014	Tax Free Exchange		90,515	90,515	27,257	16,130	11,127			74,385		90,515				54	08/25/2036	1FM
636516-AB-2	National Inst of Hlth Fishers CTL PI I B		01/15/2014	Redemption	100.0000														4,103	06/11/2049	1FM
636517-AA-2	National Inst of Hlth Fishers CTLPI II B		01/15/2014	Redemption	100.0000														48,611	12/01/2017	2FE

E05.5

STATEMENT AS OF MARCH 31, 2014 OF THE NATIONWIDE MUTUAL INSURANCE COMPANY

SCHEDULE D - PART 4

Show All Long-Term Bonds and Stock Sold, Redeemed or Otherwise Disposed of During the Current Quarter

1	2	3	4	5	6	7	8	9	10	Change In Book/Adjusted Carrying Value					16	17	18	19	20	21	22
										11	12	13	14	15							
CUSIP Identification	Description	Foreign	Disposal Date	Name of Purchaser	Number of Shares of Stock	Consideration	Par Value	Actual Cost	Prior Year Book/Adjusted Carrying Value	Unrealized Valuation Increase/(Decrease)	Current Year's (Amortization)/Accretion	Current Year's Other Than Temporary Impairment Recognized	Total Change in Book/Adjusted Carrying Value (11 + 12 - 13)	Total Foreign Exchange Change in Book /Adjusted Carrying Value	Book/Adjusted Carrying Value at Disposal Date	Foreign Exchange Gain (Loss) on Disposal	Realized Gain (Loss) on Disposal	Total Gain (Loss) on Disposal	Bond Interest/Stock Dividends Received During Year	Stated Contractual Maturity Date	NAIC Designation or Market Indicator (a)
..63651P-AA-2	National Inst Health Twinbrook CTL B Bid		03/15/2014	Redemption 100.0000		69,169	69,169	69,169	69,169						69,169				676	01/15/2019	1
..636930-AA-7	NIH 5635 Fishers Place CTL 5.330% 03/1		03/15/2014	Redemption 100.0000		5,392,135	5,392,135	5,392,135	5,392,135						5,392,135				71,400	03/15/2014	1
..63860H-AC-3	Nationstar Home Equity Loan Tr RMBS Ser		03/25/2014	Paydown		1,482,446	1,482,446	1,358,412	1,368,472		113,975		113,975		1,482,446				817	03/25/2037	1FM
..64508Q-AA-3	New Haven Fed Office Bldg Ls CTL GSA Gtd		01/15/2014	Redemption 100.0000		247,959	247,959	247,959	247,959						247,959				7,315	01/15/2020	1
..65535V-CN-6	Nomura Asset Sec Corp RMBS Ser 2004-AP1		03/01/2014	Paydown		55,226	55,226	55,225	55,103		123		123		55,226				340	03/25/2034	1FM
..65535V-US-5	Nomura Asset Sec Corp RMBS Ser 2006-AR2		03/25/2014	Paydown		25,525	25,525	25,525	25,525		17,549		17,549		25,525				20	04/25/2036	1FM
..65536H-CQ-9	Nomura Home Equity Loan Inc RMBS Ser 200		03/25/2014	Paydown		344,515	344,515	335,065	335,065		9,450		9,450		344,515				199	02/25/2036	1FM
..67020B-AA-8	NRRC-D Facilities Corp CTL GSA Rev Bd Ls		03/07/2014	Redemption 100.0000		121,018	121,018	121,018	121,018						121,018				1,313	11/07/2023	1
..674599-CE-3	Occidental Petroleum Corp Sr Nt 2.700%		03/12/2014	Societe General		8,480,520	9,000,000	8,358,930	8,388,266		11,683		11,683		8,399,949		80,571	80,571	143,100	02/15/2023	1FE
..68216D-AC-2	Omnictracs 1st Lien TL Nt 1 4.750% 11/2		03/31/2014	Redemption 100.0000		10,000	10,000	9,950	9,950		50		50		10,000				96	11/25/2020	4FE
..68234L-AD-1	Oncor Electric Delivery Trans ABS Ser 20		02/15/2014	Paydown		681,224	681,224	681,191	681,161		63		63		681,224				18,461	08/15/2017	1FE
..68347R-AC-3	Opal Acquisition Inc 1st Lien Term Ln Nt		03/31/2014	Redemption 100.0000		22,500	22,500	22,275	22,277		223		223		22,500				281	11/27/2020	4FE
..70454B-AN-9	Peabody Energy Corp Term Ln Nt 1 4.250		03/31/2014	Various		35,000	35,000	34,913	34,914		86		86		35,000				372	09/24/2020	3FE
..717081-AR-4	Pfizer Inc Sr Nt 4.500% 02/15/14		02/15/2014	Redemption 100.0000		3,500,000	3,500,000	3,499,145	3,499,895		105		105		3,500,000				78,750	02/15/2014	1FE
..73019#-AA-0	PNC Equip Finc LLC ABS Priv PI Nt Ser A		03/13/2014	Redemption 100.0000		290,287	290,287	290,287	290,287						290,287				4,354	09/13/2027	1
..73019#-AB-8	PNC Equip Finc LLC ABS Priv PI Nt Ser B		03/13/2014	Redemption 100.0000		209,713	209,713	209,713	209,713						209,713				3,146	09/13/2027	1
..73664#-AA-8	Portland Natural Gas Trans Sys Sr Sec Nt		03/31/2014	Redemption 100.0000		108,000	108,000	108,000	108,000						108,000				1,593	12/31/2018	2
..74049L-AF-8	Western Dental Services Inc New Term Ln		03/31/2014	Redemption 100.0000		60,650	60,650	59,133	59,133		1,518		1,518		60,650				552	11/01/2018	4FE
..74589#-AA-8	Pumpniks of Hallandale CTL 7.800% 07		03/15/2014	Redemption 100.0000		49,276	49,276	51,258	49,382		(106)		(106)		49,276				642	07/15/2014	2
..74924D-AA-7	Residential Accredit Loans Inc RMBS Ser		03/01/2014	Paydown		46,647	106,613	77,228	77,228						77,228		(30,581)	(30,581)	1,082	09/25/2037	1FM
..75115L-AA-5	Residential Accredit Loans Inc RMBS Ser		03/25/2014	Paydown		158,199	158,199	135,583	135,583						135,583		22,616	22,616	127	08/25/2037	1FM
..755920-AG-0	Receipts on Corp Sec Tr ABS Coll Tr Ser		02/01/2014	Redemption 100.0000		105,915	105,915	115,612	108,582		(2,667)		(2,667)		105,915				3,442	08/01/2017	4AM
..760985-GQ-8	Residential Asset Mtg Prod Inc RMBS Ser		03/01/2014	Paydown		35,231	35,231	35,222	35,139		92		92		35,231				417	01/25/2032	1FM
..760985-ST-9	Residential Asset Mtg Prod Inc RMBS Ser		03/01/2014	Paydown		129,696	129,696	121,915	125,041		54		54		125,095		4,601	4,601	1,102	11/25/2032	1FM
..76110V-KU-1	Residential Funding Mtg Sec II RMBS Ser		03/25/2014	Paydown		19,223	19,223	9,200	9,200		10,024		10,024		19,223				14	08/25/2032	1FM
..761143-AD-8	Residential Asset Sec Tr RMBS Ser 2007-A		03/01/2014	Paydown		42,043	75,698	55,366	53,641	1,725			1,725		55,366		(13,323)	(13,323)	975	09/25/2037	4FM
..78442G-GG-5	SLM Student Loan Tr ABS Ser 2003-4 CI A5		03/17/2014	Paydown		129,207	129,207	129,133	129,166		41		41		129,207				324	03/15/2033	1FE
..785592-AA-4	Sabine Pass Liquefaction Sec Nt 5.875%		03/19/2014	Tax Free Exchange		6,490,387	6,500,000	6,491,250	6,337,832	152,344			152,344		6,490,387				231,563	02/01/2021	3FE
..78577B-HD-6	SACO I Tr RMBS Ser 2005-6 CI A 0.734%		03/25/2014	Paydown		115,660	115,660	111,698	111,698		3,962		3,962		115,660				146	09/25/2035	1FM
..785811-AA-8	SACO I Tr RMBS Ser 2006-5 CI 1A 0.304%		03/25/2014	Paydown		27,711	64,220	22,156	22,165						22,165		5,545	5,545	49	04/25/2036	1FM
..80689#-AY-2	Schneider National Leasing Inc Sr Nt 5		02/02/2014	Maturity		2,000,000	2,000,000	2,000,000	2,000,000						2,000,000				54,400	02/02/2014	2
..81774J-AC-1	Sesac Inc Term Ln Nt 1 5.000% 02/08/19		03/14/2014	Tax Free Exchange		4,958	5,000	4,950	4,956		1		1		4,958				58	02/08/2019	4FE
..81774J-AC-1	Sesac Inc Term Ln Nt 5 6.250% 02/08/19		03/31/2014	Redemption 100.0000		5,000	5,000	4,958	4,958		42		42		5,000				15	02/08/2019	4FE
..820922-AV-4	Shearson Lehman CMO Inc CMBS Mtg Bkd Ser		03/01/2014	Paydown		70,825	70,825	64,623	69,630		1,195		1,195		70,825				655	05/01/2017	1
..85231C-AA-3	St Louis Fed Office Bldg Tr CTL GSA Gtd		01/15/2014	Redemption 100.0000		384,787	384,787	384,787	384,787						384,787				13,294	01/15/2019	1
..861832-A#-0	Stonehenge Cap Fund NY LLC ABS Sr Struct		03/15/2014	Redemption 100.0000		20,037	20,037	20,037	20,037						20,037				422	12/15/2016	1
..861832-A#-2	Stonehenge Cap Fund NY LLC ABS Sr Nt Ser		03/15/2014	Redemption 100.0000		38,991	38,991	38,991	38,991						38,991				725	12/15/2015	1
..86187#-AA-8	Stonehenge Cap Fd TX LP ABS Sr Structure		03/01/2014	Redemption 100.0000		199,681	199,681	199,681	199,681						199,681				8,550	08/01/2015	1
..86358E-CL-8	Structured Asset Inv Ln Tr RMBS Ser 2003		03/25/2014	Paydown		208,881	208,881	190,473	191,004		17,877		17,877		208,881				440	07/25/2033	1FM
..86359B-JU-6	Structured Asset Sec Corp RMBS Ser 2004-		03/01/2014	Paydown		382,455	382,455	382,395	381,858		597		597		382,455				4,422	03/25/2034	1FM

E05.6

STATEMENT AS OF MARCH 31, 2014 OF THE NATIONWIDE MUTUAL INSURANCE COMPANY

SCHEDULE D - PART 4

Show All Long-Term Bonds and Stock Sold, Redeemed or Otherwise Disposed of During the Current Quarter

1	2	3	4	5	6	7	8	9	10	Change In Book/Adjusted Carrying Value					16	17	18	19	20	21	22
										11	12	13	14	15							
CUSIP Identification	Description	For-foreign	Disposal Date	Name of Purchaser	Number of Shares of Stock	Consideration	Par Value	Actual Cost	Prior Year Book/Adjusted Carrying Value	Unrealized Valuation Increase/(Decrease)	Current Year's (Amortization)/Accretion	Current Year's Other Than Temporary Impairment Recognized	Total Change in Book/Adjusted Carrying Value (11 + 12 - 13)	Total Foreign Exchange Change in Book /Adjusted Carrying Value	Book/Adjusted Carrying Value at Disposal Date	Foreign Exchange Gain (Loss) on Disposal	Realized Gain (Loss) on Disposal	Total Gain (Loss) on Disposal	Bond Interest/Stock Dividends Received During Year	Stated Contractual Maturity Date	NAIC Designation or Market Indicator (a)
86363G-AJ-3	Structured Asset Sec Corp RMBS Ser 2007-		03/01/2014	Paydown		196,666	432,543	390,348	390,348						390,348		(193,683)	(193,683)	2,744	04/25/2047	1FM
86736G-AC-8	Sungard Data Systems Inc Term Ln A Nt 1		02/28/2014	Redemption	100.0000	2,069	2,069	2,069	2,069						2,069				7	02/28/2014	3FE
86765B-AF-6	Sunoco Logistics Ptnrs Op LP Nt 8.750%		02/15/2014	Maturity		10,000,000	10,000,000	9,999,999	9,999,999		1		1		10,000,000				437,500	02/15/2014	2FE
872227-AA-1	TBW Mtg Backed RMBS PTC Ser 2007-2 Cl A1		03/01/2014	Paydown		107,814	107,814	86,387	74,527	11,860	21,427		33,287		107,814				909	07/25/2037	1FM
87246A-AC-2	TIAA Real Estate CDO Ltd CMBS Ser 2007-C		03/10/2014	Paydown	100.0000	793,424	793,424	796,714	793,304		120		120		793,424				9,891	08/15/2039	1FM
88649@-AA-8	Maxcess Term Ln Nt 1 9.750% 07/18/17		01/10/2014	Redemption	100.0000	18,455,807	18,455,807	18,455,807	18,455,807						18,455,807				566,116	07/18/2017	4
89233U-AE-5	Toys R Us New Term Ln B Nt 1 6.000% 09		03/24/2014	Goldman Sachs & Company		785,791	870,682	861,595	782,526	81,750	498		82,248		864,774		(78,983)	(78,983)	12,044	09/01/2016	4FE
89233U-AE-5	Toys R Us New Term Ln B Nt 1 6.000% 09		02/28/2014	Redemption	100.0000	2,347	2,347	2,322	2,109	220	17		237		2,347				23	09/01/2016	4FE
90332U-AS-2	US Airways Pass-Thru Tr ABS Ser 2000-3C		03/01/2014	Redemption	100.0000	617,825	617,825	617,825	617,825						617,825				25,918	03/01/2022	3FE
90345U-AB-4	US FT Holdco Term Ln Nt 2 4.500% 10/04		03/31/2014	Redemption	100.0000	37,500	37,500	36,501	36,729		771		771		37,500				422	10/04/2017	4FE
90346Y-AB-5	US Shipping Corp Term Ln Nt 1 9.000% 0		03/31/2014	Redemption	100.0000	5,000	5,000	5,013	5,011		(11)		(11)		5,000				113	04/26/2018	4FE
90359@-AA-4	US Nursing Corporation Term Ln Tranche A		02/14/2014	Redemption	100.0000	1,851,133	1,851,133	1,729,877	1,073,657	656,219	121,257		777,476		1,851,133				69,030	04/01/2014	6*
90781#-AG-7	Union Pacific RR ABS PTC Ser 2008-2 4		01/16/2014	Redemption	100.0000	122,337	122,337	122,337	122,337						122,337				2,691	01/16/2016	1
90783T-AA-8	Union Pacific RR PTC Ser 2004-1 5.404%		01/02/2014	Various		32,896	32,896	32,896	32,896						32,896				889	07/02/2025	1FE
909279-S@-1	United Airlines Inc Mtg Ln N792UA 0.70		03/31/2014	Redemption	100.0000	366,266	366,266	337,565	365,830		436		436		366,266				672	06/30/2014	3
91490@-AN-8	Univision Communications 1st Lien Extend		01/23/2014	Tax Free Exchange		4,652,886	4,760,748	4,613,038	4,651,014		1,872		1,872		4,652,886				13,687	03/31/2017	4FE
91490@-AV-0	Univision Communications Replacement 1st		03/19/2014	Redemption	100.0000	11,902	11,902	11,632			269		269		11,902				73	03/01/2020	4FE
91736#-AA-4	United States of America BIA CTL GSA Gtd		03/15/2014	Redemption	100.0000	93,415	93,415	93,415	93,415						93,415				2,676	03/15/2024	1
91737#-AA-3	United States Govt SS Ls FinTr CTL GSA G		03/15/2014	Redemption	100.0000	228,564	228,564	227,812	228,269		295		295		228,564				1,794	11/15/2018	1
92179@-LN-6	Vanderbilt Mtg Fin ABS Ser 2001-C Cl A4		02/01/2014	Paydown		903,563	903,563	902,681	902,681		882		882		903,563				8,794	01/07/2027	1FE
92851@-AA-3	Vivendi SPC Tr CTL 6.630% 04/15/22		03/15/2014	Redemption	100.0000	53,260	53,260	53,260	53,260						53,260				590	04/15/2022	2
93362F-AB-9	Washington Mutual Mtg RMBS Ser 2006-AR8		03/01/2014	Paydown		294,311	307,767	274,553	274,553						274,553		19,757	19,757	986	08/25/2046	1FM
93363E-AB-1	Washington Mutual Mtg RMBS Ser 2006-AR10		03/01/2014	Paydown		15,590	17,357	17,382	13,150	4,212	1		4,213		17,363		(1,774)	(1,774)	(4,417)	09/25/2036	1FM
93363N-AA-3	Washington Mutual Mtg RMBS Ser 2006-AR12		03/01/2014	Paydown		12,394	16,020	16,068	13,662	2,392			2,392		16,054		(3,660)	(3,660)	67	10/25/2036	1FM
93363P-AA-8	Washington Mutual Mtg RMBS Ser 2006-AR14		03/01/2014	Paydown		55,682	65,135	59,768	59,768						59,768		(4,085)	(4,085)	(3,173)	11/25/2036	1FM
93934@-AE-8	Washington Mutual MSC Mtg PT RMBS Ser 20		03/01/2014	Paydown		606,606	750,280	576,740	576,740						576,740		29,866	29,866	2,190	04/25/2037	1FM
94974@-RD-5	Wells Fargo & Co Sub Nt 5.606% 01/15/4		02/05/2014	Tax Free Exchange		2,019,965	1,990,000	2,020,147	2,019,999		(34)		(34)		2,019,965				21,382	01/15/2044	1FE
94978#-AT-4	Wells Fargo Bank Northwest NA CTL Ser 20		03/01/2014	Redemption	100.0000	25,031	25,031	25,031	25,031						25,031				278	08/01/2027	2
94978#-AU-1	Wells Fargo Bank Northwest NA CTL MIRA L		03/15/2014	Redemption	100.0000	26,943	26,943	28,209	27,856		(913)		(913)		26,943				332	05/15/2032	1
94978#-AX-5	Wells Fargo Bank Northwest NA CTL CVS Co		03/10/2014	Redemption	100.0000	74,347	74,347	74,347	74,347						74,347				824	10/10/2024	2
94978#-BC-0	Wells Fargo Bank Northwest NA CTL 6.59		03/01/2014	Redemption	100.0000	97,642	97,642	97,642	97,642						97,642				1,082	11/01/2022	2
94983C-AS-6	Wells Fargo Mtg Backed Sec Tr RMBS Ser 2		03/01/2014	Paydown		484,743	484,743	492,014	491,952		(7,209)		(7,209)		484,743				2,021	06/25/2035	1FM
95807*-AA-3	Western Dental Services Inc Term Ln Nt 1		02/04/2014	Tax Free Exchange		23,265,621	23,760,041	23,167,240	23,257,153		8,468		8,468		23,265,621				237,600	11/01/2018	4FE
97717X-@-7	WisdomTree Investments Inc Emerg Mkts De		01/27/2014	TJM Capital		10,380,843		11,262,306	10,814,700						11,262,306		(881,463)	(881,463)	1		1
98149@-AK-7	World Kitchen LLC Term Ln Nt 1 5.500%		03/31/2014	Redemption	100.0000	11,084	11,084	10,973	10,989		95		95		11,084				152	04/02/2018	4FE
C9536D-AD-4	Vantage Pipeline Term Ln Nt 1 4.000% 0		03/31/2014	Redemption	100.0000	21,963	21,963	21,853	21,857		106		106		21,963				220	08/19/2020	3FE
G9270#-AA-1	Village Roadshow Pictures Term Ln A2 5		01/27/2014	Redemption	100.0000	50,000	50,000	49,500	49,595		405		405		50,000				619	11/21/2017	2Z

E05.7

STATEMENT AS OF MARCH 31, 2014 OF THE NATIONWIDE MUTUAL INSURANCE COMPANY

SCHEDULE D - PART 4

Show All Long-Term Bonds and Stock Sold, Redeemed or Otherwise Disposed of During the Current Quarter

1	2	3	4	5	6	7	8	9	10	Change In Book/Adjusted Carrying Value					16	17	18	19	20	21	22
										11	12	13	14	15							
CUSIP Identification	Description	Foreign	Disposal Date	Name of Purchaser	Number of Shares of Stock	Consideration	Par Value	Actual Cost	Prior Year Book/Adjusted Carrying Value	Unrealized Valuation Increase/(Decrease)	Current Year's (Amortization)/Accretion	Current Year's Other Than Temporary Impairment Recognized	Total Change in Book/Adjusted Carrying Value (11 + 12 - 13)	Total Foreign Exchange Change in Book/Adjusted Carrying Value	Book/Adjusted Carrying Value at Disposal Date	Foreign Exchange Gain (Loss) on Disposal	Realized Gain (Loss) on Disposal	Total Gain (Loss) on Disposal	Bond Interest/Stock Dividends Received During Year	Stated Contractual Maturity Date	NAIC Designation or Market Indicator (a)
..L7601F-AC-5	Pinnacle Acquisition (Paradigm) Term Ln C		03/31/2014	Redemption	100.0000	24,938	24,938	24,600	24,640		298		298		24,938				296	07/30/2019	4Z
..136454-AA-3	Canadian Pacific Railway Co Deb Nt Ser 9	I	01/13/2014	Redemption	100.0000	653,148	653,148	686,368	653,244		(95)		(95)		653,148				48,856	01/13/2014	2FE
..77531Q-AD-0	Rogers Communications Inc Sec Nt 6.375	I	02/27/2014	Call	100.0000	450,000	450,000	450,000	450,000						450,000				14,025	03/01/2014	2FE
..C9413P-AP-8	Valeant Pharmaceuticals Inc Term Ln B Nt	A	03/06/2014	Redemption	100.0000	1,093,945	1,093,945	1,077,536	1,078,309		15,636		15,636		1,093,945				17,590	08/06/2020	3FE
..009503-AD-5	Airspeed Ltd ABS Vitesse Air Hdg TrCtf S	R	03/15/2014	Paydown		43,788	43,788	29,902	7,996	23,987	11,805		35,792		43,788				512	06/15/2047	5*
..04013J-AE-5	ARES CLO Ltd Inc CLO Ser 2011-16A CI AR	R	02/17/2014	Paydown		1,391,270	1,391,270	1,390,608	1,390,658		612		612		1,391,270				4,332	05/17/2021	1FE
..11042A-AA-2	British Airways Plc PTC 4.625% 06/20/2	F	03/20/2014	Redemption	100.0000	1,904	1,904	1,925	1,924		(20)		(20)		1,904				22	06/20/2024	1FE
..40536R-AA-7	Halcyon Structured Asset Mgmt CLO Ser 20	R	01/29/2014	Paydown		4,697,343	4,697,343	4,600,762	4,616,886		80,457		80,457		4,697,343				5,844	10/29/2021	1FE
..53225V-AC-3	Lightpoint CLO Ltd CLO Ser 2006-5A CI A1	R	02/10/2014	Paydown		2,287,856	2,287,856	2,261,496	2,266,134		21,722		21,722		2,287,856				2,799	08/05/2019	1FE
..74040Y-AA-0	Preferred Term Sec Ltd ABS X Fit Rate Sr	R	01/03/2014	Paydown		888,064	888,064	559,480	581,518		306,546		306,546		888,064				2,203	07/03/2033	1FE
..74041N-AA-3	Preferred Term Sec XII ABS Sec Nt 0.93	F	03/24/2014	Paydown		82,743	82,743	71,374	71,557		11,186		11,186		82,743				195	12/24/2033	1FE
..74041N-AL-9	Preferred Term Sec XII ABS Ltd Ser XL CI	R	03/24/2014	Paydown		62,057	62,057	40,648	42,165		19,892		19,892		62,057				120	12/24/2033	1AM
..74041U-AA-7	Preferred Term Sec ABS XIV Sec Nt 0.71	R	03/24/2014	Paydown		188,931	188,931	148,783	149,356		39,575		39,575		188,931				342	06/24/2034	1FE
..74042E-AA-2	Preferred Term Sec Ltd ABS XVII Sr Nt Se	F	03/24/2014	Redemption	100.0000	237,115	237,115	181,393	182,799		54,316		54,316		237,115				386	06/23/2035	1AM
..74042H-AA-5	Preferred Term Sec Ltd ABS XIX Fit Rt Nt	R	03/24/2014	Paydown		370,726	370,726	252,956	256,083		114,643		114,643		370,726				556	12/22/2035	1FE
..74042J-AA-1	Preferred Term Sec Ltd ABS XXI Nt Ser A	R	03/24/2014	Redemption	100.0000	415,322	415,322	316,683	318,885		96,438		96,438		415,322				622	03/22/2038	1FE
..74042M-AE-6	Preferred Term Sec Ltd ABS Mezz Nt CI B	R	03/24/2014	Paydown		133,601	133,601	94,659	97,514		36,087		36,087		133,601				295	09/22/2036	1AM
..74042W-AA-2	Preferred Term Sec Ltd XVIII ABS Fit Rt	R	03/24/2014	Paydown		277,479	277,479	198,953	198,953		78,525		78,525		277,479				437	09/23/2035	1FE
..74043A-AC-5	Preferred Term Sec Ltd ABS XXIII Nt Ser	R	03/24/2014	Paydown		3,791	3,791	2,494	2,760		1,031		1,031		3,791				4	12/22/2036	1AM
..74966U-AH-3	RPI Finance Trust Term Ln B2 Nt 1 3.25	R	03/31/2014	Redemption	100.0000	48,377	48,377	48,209	48,213		164		164		48,377				393	05/10/2018	2FE
..74966U-AJ-9	RPI Finance Trust Term Ln B3 Nt 1 3.25	R	03/31/2014	Redemption	100.0000	17,095	17,095	16,914	16,921		174		174		17,095				139	11/10/2016	2FE
..74982B-AC-6	Race Point CLO GLO Ser 2011-5A CI B 2	R	03/17/2014	Paydown		5,000,000	5,000,000	4,725,340	4,793,363		206,637		206,637		5,000,000				34,867	12/15/2022	1FE
..822582-AF-9	Shell International Finance Co Gtd Nt	R	03/21/2014	Maturity		2,500,000	2,500,000	2,499,325	2,499,968		32		32		2,500,000				50,000	03/21/2014	1FE
..931899-9A-8	Walkers SPV Priv PI Nt 0.144% 09/25/14	R	03/25/2014	Redemption	60.5638	741,017	741,017	733,507	733,507		7,510		7,510		741,017					09/25/2014	6*
..931899-9A-8	Walkers SPV Priv PI Nt 0.144% 09/25/14	R	03/25/2014	Capital Distribution		482,514	482,514	482,514	482,514						482,514					09/25/2014	6*
..G1981E-AA-0	Cayman Turtle Farm Ltd Gtd Sr Nt 4.850	F	03/01/2014	Redemption	100.0000	148,520	148,520	148,520	148,520						148,520				1,801	03/01/2019	1
..G72212-AA-4	Preferred Term Secs XIX ABS Sec Nt 0.5	F	03/24/2014	Paydown		669,311	669,311	453,556	437,426		231,885		231,885		669,311				(17,888)	12/22/2035	1FE
..G7222G-AA-2	Preferred Term Secs XVII ABS Sec Nt 0	F	03/24/2014	Paydown		41,524	41,524	31,558	31,812		9,713		9,713		41,524				68	06/23/2035	1AM
..G7222R-AA-8	Preferred Term Secs XXI ABS Sec Nt 0.5	F	03/24/2014	Paydown		326,984	326,984	223,850	226,250		100,734		100,734		326,984				490	03/22/2038	1FE
..L0426#-AA-7	AIWAS Aviation Capital Term Ln Nt 1 3.5	R	03/10/2014	Redemption	100.0000	198,675	198,675	194,711	196,029		2,646		2,646		198,675				1,738	05/12/2016	3FE
..03930A-AC-2	FMG (Fortescue Metals) Resrcs Term Ln Nt	R	02/26/2014	Bank of America BISD Dealer		3,049,750	3,000,000	2,992,500	2,992,628		180		180		2,992,809		55,941	55,941	34,000	06/30/2019	2FE
..03930A-AC-2	FMG (Fortescue Metals) Resrcs Term Ln Nt	R	03/31/2014	Redemption	100.0000	71,481	71,481	71,303	71,306		176		176		71,481				1,096	06/30/2019	2FE
3899999	Subtotal - Bonds - Industrial and Miscellaneous (Unaffiliated)					305,446,705	291,726,762	302,818,222	301,748,246	1,172,618	3,100,685	3,589,032	684,271		306,947,426		(1,500,726)	(1,500,726)	4,987,564	XXX	XXX
..927804-57-5	Virginia Elec & Pwr Co Pfd		03/20/2014	Call	100000.0000	16,600,000	16,600,000	17,181,000	16,777,112						17,181,000		(581,000)	(581,000)	507,960	01/01/2049	2FE
4899999	Subtotal - Bonds - Hybrid Securities					16,600,000	16,600,000	17,181,000	16,777,112						17,181,000		(581,000)	(581,000)	507,960	XXX	XXX
8399997	Total - Bonds - Part 4					608,399,201	535,677,378	606,943,979	605,299,647	(13,795,816)	2,896,722	3,589,032	(14,488,126)		595,730,324		12,668,872	12,668,872	8,866,024	XXX	XXX
8399998	Total - Bonds - Part 5					XXX	XXX	XXX	XXX	XXX	XXX	XXX	XXX	XXX	XXX	XXX	XXX	XXX	XXX	XXX	XXX
8399999	Total - Bonds					608,399,201	535,677,378	606,943,979	605,299,647	(13,795,816)	2,896,722	3,589,032	(14,488,126)		595,730,324		12,668,872	12,668,872	8,866,024	XXX	XXX
8999997	Total - Preferred Stocks - Part 4					XXX	XXX	XXX	XXX	XXX	XXX	XXX	XXX	XXX	XXX	XXX	XXX	XXX	XXX	XXX	XXX
8999998	Total - Preferred Stocks - Part 5					XXX	XXX	XXX	XXX	XXX	XXX	XXX	XXX	XXX	XXX	XXX	XXX	XXX	XXX	XXX	XXX
8999999	Total - Preferred Stocks					XXX	XXX	XXX	XXX	XXX	XXX	XXX	XXX	XXX	XXX	XXX	XXX	XXX	XXX	XXX	XXX
..22765U-10-2	Crosstex Energy LP Com		03/12/2014	Tax Free Exchange		47,758,000	693,218	693,218	1,318,121	(624,903)			(624,903)		693,218				17,193		
..293792-10-7	Enterprise Products Ptnrs LP Com		02/10/2014	Various		50,300,000	3,315,079	2,500,743	3,334,890	(834,147)			(834,147)		2,500,743		814,336	814,336	35,210		

E05.8

STATEMENT AS OF MARCH 31, 2014 OF THE NATIONWIDE MUTUAL INSURANCE COMPANY

SCHEDULE D - PART 4

Show All Long-Term Bonds and Stock Sold, Redeemed or Otherwise Disposed of During the Current Quarter

1	2	3	4	5	6	7	8	9	10	Change In Book/Adjusted Carrying Value					16	17	18	19	20	21	22		
										11	12	13	14	15									
CUSIP Identification	Description	For-foreign	Disposal Date	Name of Purchaser	Number of Shares of Stock	Consideration	Par Value	Actual Cost	Prior Year Book/Adjusted Carrying Value	Unrealized Valuation Increase/(Decrease)	Current Year's (Amortization)/Accretion	Current Year's Other Than Temporary Impairment Recognized	Total Change in Book/Adjusted Carrying Value (11 + 12 - 13)	Total Foreign Exchange Change in Book /Adjusted Carrying Value	Book/Adjusted Carrying Value at Disposal Date	Foreign Exchange Gain (Loss) on Disposal	Realized Gain (Loss) on Disposal	Total Gain (Loss) on Disposal	Bond Interest/Stock Dividends Received During Year	Stated Contractual Maturity Date	NAIC Designation or Market Indicator (a)		
000000-00-0	NewPage Corp Com		02/17/2014	Return of Capital	0.000	4,037,318		4,037,318	4,037,318						4,037,318							U	
9099999	Subtotal - Common Stocks - Industrial and Miscellaneous (Unaffiliated)															7,231,279		814,336	814,336	52,403	XXX	XXX	
019220-10-2	Allied Group Inc		03/31/2014	Direct	850,000	1,286,344,682		1,286,344,682	607,262,602	679,082,080			679,082,080		1,286,344,682							K	
9199999	Subtotal - Common Stocks - Parent, Subsidiaries and Affiliates															1,286,344,682						XXX	XXX
63867N-19-0	Nationwide Dest 2055-R1 (Seed)		02/21/2014	Tax Free Exchange	1,058,070	10,643		10,643	10,643	(2,975)			(2,975)		10,643								
63867N-30-7	Nationwide Dest 2010-R1 (Seed)		02/21/2014	Tax Free Exchange	145,810	1,224		1,224	1,224	(58)			(58)		1,224								
63867N-35-6	Nationwide Retire Inc-R1 (Seed)		02/24/2014	Tax Free Exchange	118,750	1,127		1,127	1,145	(18)			(18)		1,127								
63867N-38-0	Nationwide Dest 2050-INS (Seed)		02/07/2014	Direct	1,806,050	16,435		16,435	16,850	(3,040)			(3,040)		13,811		2,624	2,624					
63867N-42-2	Nationwide Dest 2050-R1 (Seed)		02/21/2014	Tax Free Exchange	176,060	1,336		1,336	1,630	(295)			(295)		1,336								
63867N-45-5	Nationwide Dest 2045-INS (Seed)		02/07/2014	Direct	1,161,760	11,757		11,757	12,059	(1,970)			(1,970)		10,089		1,668	1,668					
63867N-48-9	Nationwide Dest 2045-R1 (Seed)		02/21/2014	Tax Free Exchange	159,170	1,196		1,196	1,635	(438)			(438)		1,196								
63867N-52-1	Nationwide Dest 2040-INS (Seed)		02/07/2014	Direct	1,634,380	16,409		16,409	16,785	(4,253)			(4,253)		12,532		3,877	3,877					
63867N-55-4	Nationwide Dest 2040-R1 (Seed)		02/21/2014	Tax Free Exchange	159,300	1,208		1,208	1,620	(412)			(412)		1,208								
63867N-58-8	Nationwide Dest 2035-INS (Seed)		02/07/2014	Direct	1,579,840	16,209		16,209	16,557	(4,102)			(4,102)		12,454		3,755	3,755					
63867N-62-0	Nationwide Dest 2035-R1 (Seed)		02/21/2014	Tax Free Exchange	153,860	1,202		1,202	1,599	(397)			(397)		1,202								
63867N-65-3	Nationwide Dest 2030-INS (Seed)		02/07/2014	Direct	1,576,650	15,719		15,719	16,019	(3,179)			(3,179)		12,840		2,879	2,879					
63867N-68-7	Nationwide Dest 2030-R1 (Seed)		02/21/2014	Tax Free Exchange	153,530	1,240		1,240	1,546	(306)			(306)		1,240								
63867N-75-2	Nationwide Dest 2025-R1 (Seed)		02/21/2014	Tax Free Exchange	146,410	1,209		1,209	1,486	(277)			(277)		1,209								
63867N-78-6	Nationwide Dest 2020-INS (Seed)		02/07/2014	Direct	1,463,650	14,461		14,461	14,622	(2,257)			(2,257)		12,365		2,096	2,096					
63867N-82-8	Nationwide Dest 2020-R1 (Seed)		02/21/2014	Tax Free Exchange	142,050	1,193		1,193	1,411	(217)			(217)		1,193								
63867N-88-5	Nationwide Dest 2015-R1 (Seed)		02/21/2014	Tax Free Exchange	142,300	1,206		1,206	1,340	(135)			(135)		1,206								
638686-29-5	Nationwide Var Ins Tr MM Int Gr Fnd Cl I		02/07/2014	Direct	1,046,260	12,241		12,241	12,607	(2,179)			(2,179)		10,429		1,813	1,813					
638686-69-3	Nationwide Var Ins Tr S&P 500 Index Cl I		02/07/2014	Direct	920,360	11,523		11,523	11,836	(1,626)			(1,626)		10,210		1,313	1,313					
638686-82-1	Nationwide Highmark S/T Bd Fd Inst (Seed)		02/07/2014	Direct	1,003,860	10,089		10,089	10,049	(10)			(10)		10,049		40	40	14				
638686M-26-6	Nationwide Var Ins Tr Inv Dest Gr IncFd		02/07/2014	Direct	193,798,450	2,000,000		2,000,000	1,937,985	(96,899)			(96,899)		1,937,985		62,016	62,016					
638686M-27-4	Nationwide Var Ins Tr Inv Dest Grwth Fd		02/07/2014	Direct	508,415,240	5,267,182		5,267,182	5,389,202	(300,842)			(300,842)		5,088,360		178,822	178,822					
638686M-28-2	Nationwide Var Ins Tr Card Grwth Inc Fd		02/07/2014	Direct	287,356,320	3,000,000		3,000,000	2,873,563	(172,414)			(172,414)		2,873,563		126,437	126,437					
638686M-29-0	Nationwide Var Ins Tr Card Grwth Fd Cl I		02/07/2014	Direct	512,315,430	5,379,312		5,379,312	5,130,790	(366,355)			(366,355)		5,130,790		248,522	248,522					
9299999	Subtotal - Common Stocks - Mutual Funds															15,158,261		635,862	635,862	14	XXX	XXX	
9799997	Total - Common Stocks - Part 4															1,310,184,418		1,450,198	1,450,198	52,417	XXX	XXX	
9799998	Total - Common Stocks - Part 5															XXX		XXX	XXX	XXX	XXX	XXX	
9799999	Total - Common Stocks															1,310,184,418		1,450,198	1,450,198	52,417	XXX	XXX	
9899999	Total - Preferred and Common Stocks															1,310,184,418		1,450,198	1,450,198	52,417	XXX	XXX	
9999999	Totals															1,918,583,619		14,119,070	14,119,070	8,918,441	XXX	XXX	

(a) For all common stock bearing the NAIC market indicator "U" provide: the number of such issues.....1

STATEMENT AS OF MARCH 31, 2014 OF THE NATIONWIDE MUTUAL INSURANCE COMPANY

SCHEDULE DB - PART A - SECTION 1

Showing all Options, Caps, Floors, Collars, Swaps and Forwards Open as of Current Statement Date

1	2	3	4	5	6	7	8	9	10	11	12	13	14	15	16	17	18	19	20	21	22	23	
Description	Description of Item(s) Hedged, Used for Income Generation or Replicated	Schedule/ Exhibit Identifier	Type(s) of Risk(s) (a)	Exchange, Counterparty or Central Clearinghouse	Trade Date	Date of Maturity or Expiration	Number of Contracts	Notional Amount	Strike Price, Rate or Index Received (Paid)	Cumulative Prior Year(s) Initial Cost of Premium (Received) Paid	Current Year Initial Cost of Premium (Received) Paid	Current Year Income	Book/ Adjusted Carrying Value	Code	Fair Value	Unrealized Valuation Increase/ (Decrease)	Total Foreign Exchange Change in B./A.C.V.	Current Year's (Amortization)/ Accretion	Adjustment to Carrying Value of Hedged Item	Potential Exposure	Credit Quality of Reference Entity	Hedge Effectiveness at Inception and at Quarter-end (b)	
0019999. Subtotal	Purchased Options - Hedging Effective - Call Options and Warrants													XXX								XXX	XXX
0029999. Subtotal	Purchased Options - Hedging Effective - Put Options													XXX								XXX	XXX
0039999. Subtotal	Purchased Options - Hedging Effective - Caps													XXX								XXX	XXX
0049999. Subtotal	Purchased Options - Hedging Effective - Floors													XXX								XXX	XXX
0059999. Subtotal	Purchased Options - Hedging Effective - Collars													XXX								XXX	XXX
0069999. Subtotal	Purchased Options - Hedging Effective - Other													XXX								XXX	XXX
0079999. Subtotal	Purchased Options - Hedging Effective													XXX								XXX	XXX
0089999. Subtotal	Purchased Options - Hedging Other - Call Options and Warrants													XXX								XXX	XXX
0099999. Subtotal	Purchased Options - Hedging Other - Put Options													XXX								XXX	XXX
0109999. Subtotal	Purchased Options - Hedging Other - Caps													XXX								XXX	XXX
0119999. Subtotal	Purchased Options - Hedging Other - Floors													XXX								XXX	XXX
0129999. Subtotal	Purchased Options - Hedging Other - Collars													XXX								XXX	XXX
0139999. Subtotal	Purchased Options - Hedging Other - Other													XXX								XXX	XXX
0149999. Subtotal	Purchased Options - Hedging Other													XXX								XXX	XXX
0159999. Subtotal	Purchased Options - Replications - Call Options and Warrants													XXX								XXX	XXX
0169999. Subtotal	Purchased Options - Replications - Put Options													XXX								XXX	XXX
0179999. Subtotal	Purchased Options - Replications - Caps													XXX								XXX	XXX
0189999. Subtotal	Purchased Options - Replications - Floors													XXX								XXX	XXX
0199999. Subtotal	Purchased Options - Replications - Collars													XXX								XXX	XXX
0209999. Subtotal	Purchased Options - Replications - Other													XXX								XXX	XXX
0219999. Subtotal	Purchased Options - Replications													XXX								XXX	XXX
0229999. Subtotal	Purchased Options - Income Generation - Call Options and Warrants													XXX								XXX	XXX
0239999. Subtotal	Purchased Options - Income Generation - Put Options													XXX								XXX	XXX
0249999. Subtotal	Purchased Options - Income Generation - Caps													XXX								XXX	XXX
0259999. Subtotal	Purchased Options - Income Generation - Floors													XXX								XXX	XXX
0269999. Subtotal	Purchased Options - Income Generation - Collars													XXX								XXX	XXX
0279999. Subtotal	Purchased Options - Income Generation - Other													XXX								XXX	XXX
0289999. Subtotal	Purchased Options - Income Generation													XXX								XXX	XXX
0299999. Subtotal	Purchased Options - Other - Call Options and Warrants													XXX								XXX	XXX

E06

STATEMENT AS OF MARCH 31, 2014 OF THE NATIONWIDE MUTUAL INSURANCE COMPANY

SCHEDULE DB - PART A - SECTION 1

Showing all Options, Caps, Floors, Collars, Swaps and Forwards Open as of Current Statement Date

1	2	3	4	5	6	7	8	9	10	11	12	13	14	15	16	17	18	19	20	21	22	23
Description	Description of Item(s) Hedged, Used for Income Generation or Replicated	Schedule/ Exhibit Identifier	Type(s) of Risk(s) (a)	Exchange, Counterparty or Central Clearinghouse	Trade Date	Date of Maturity or Expiration	Number of Contracts	Notional Amount	Strike Price, Rate or Index Received (Paid)	Cumulative Prior Year(s) Initial Cost of Premium (Received) Paid	Current Year Initial Cost of Premium (Received) Paid	Current Year Income	Book/ Adjusted Carrying Value	Code	Fair Value	Unrealized Valuation Increase/ (Decrease)	Total Foreign Exchange Change in B./A.C.V.	Current Year's (Amortization)/ Accretion	Adjustment to Carrying Value of Hedged Item	Potential Exposure	Credit Quality of Reference Entity	Hedge Effectiveness at Inception and at Quarter-end (b)
0309999	Subtotal - Purchased Options - Other - Put Options													XXX							XXX	XXX
0319999	Subtotal - Purchased Options - Other - Caps													XXX							XXX	XXX
0329999	Subtotal - Purchased Options - Other - Floors													XXX							XXX	XXX
0339999	Subtotal - Purchased Options - Other - Collars													XXX							XXX	XXX
0349999	Subtotal - Purchased Options - Other - Other													XXX							XXX	XXX
0359999	Subtotal - Purchased Options - Other													XXX							XXX	XXX
0369999	Total Purchased Options - Call Options and Warrants													XXX							XXX	XXX
0379999	Total Purchased Options - Put Options													XXX							XXX	XXX
0389999	Total Purchased Options - Caps													XXX							XXX	XXX
0399999	Total Purchased Options - Floors													XXX							XXX	XXX
0409999	Total Purchased Options - Collars													XXX							XXX	XXX
0419999	Total Purchased Options - Other													XXX							XXX	XXX
0429999	Total Purchased Options													XXX							XXX	XXX
0439999	Subtotal - Written Options - Hedging Effective - Call Options and Warrants													XXX							XXX	XXX
0449999	Subtotal - Written Options - Hedging Effective - Put Options													XXX							XXX	XXX
0459999	Subtotal - Written Options - Hedging Effective - Caps													XXX							XXX	XXX
0469999	Subtotal - Written Options - Hedging Effective - Floors													XXX							XXX	XXX
0479999	Subtotal - Written Options - Hedging Effective - Collars													XXX							XXX	XXX
0489999	Subtotal - Written Options - Hedging Effective - Other													XXX							XXX	XXX
0499999	Subtotal - Written Options - Hedging Effective													XXX							XXX	XXX
0509999	Subtotal - Written Options - Hedging Other - Call Options and Warrants													XXX							XXX	XXX
0519999	Subtotal - Written Options - Hedging Other - Put Options													XXX							XXX	XXX
0529999	Subtotal - Written Options - Hedging Other - Caps													XXX							XXX	XXX
0539999	Subtotal - Written Options - Hedging Other - Floors													XXX							XXX	XXX
0549999	Subtotal - Written Options - Hedging Other - Collars													XXX							XXX	XXX
0559999	Subtotal - Written Options - Hedging Other - Other													XXX							XXX	XXX
0569999	Subtotal - Written Options - Hedging Other													XXX							XXX	XXX
0579999	Subtotal - Written Options - Replications - Call Options and Warrants													XXX							XXX	XXX
0589999	Subtotal - Written Options - Replications - Put Options													XXX							XXX	XXX
0599999	Subtotal - Written Options - Replications - Caps													XXX							XXX	XXX
0609999	Subtotal - Written Options - Replications - Floors													XXX							XXX	XXX
0619999	Subtotal - Written Options - Replications - Collars													XXX							XXX	XXX

E06.1

STATEMENT AS OF MARCH 31, 2014 OF THE NATIONWIDE MUTUAL INSURANCE COMPANY

(a) Code	Description of Hedged Risk(s)
001	Rebalances portfolio duration
002	Manages cash flow risk
003	Hedges the equity risk of a liability
004	Hedges the interest rate risk of an asset
005	Hedges the interest rate risk of a liability
006	Hedges the credit risk of an asset
007	Asset replication
008	Hedges the currency risk of an asset
009	Hedges the currency risk of a liability
010	Hedges managed portfolio credit spread risk
011	Hedges the portfolio equity risk

(b) Code	Financial or Economic Impact of the Hedge at the End of the Reporting Period
.....
.....

STATEMENT AS OF MARCH 31, 2014 OF THE NATIONWIDE MUTUAL INSURANCE COMPANY

SCHEDULE DB - PART B - SECTION 1

Futures Contracts Open as of the Current Statement Date

1	2	3	4	5	6	7	8	9	10	11	12	13	14	Highly Effective Hedges			18	19	20	21	22																									
														15	16	17																														
Ticker Symbol	Number of Contracts	Notional Amount	Description	Description of Item(s) Hedged, Used for Income Generation or Replicated	Schedule/ Exhibit Identifier	Type(s) of Risk(s) (a)	Date of Maturity or Expiration	Exchange	Trade Date	Transaction Price	Reporting Date Price	Fair Value	Book/ Adjusted Carrying Value	Cumulative Variation Margin	Deferred Variation Margin	Change in Variation Margin Gain (Loss) Used to Adjust Basis of Hedged Item	Cumulative Variation Margin for All Other Hedges	Change in Variation Margin Gain (Loss) Recognized in Current Year	Potential Exposure	Hedge Effectiveness at Inception and at Quarter-end (b)	Value of One (1) Point																									
1279999. Subtotal - Long Futures - Hedging Effective																																						XXX	XXX							
0000VGM4	1,360	18,780	EURO STX 50 Futures	Private Equity Portfolio	BA - 1	Currency	06/15/2014	ERX	03/15/2014	2,999,0000	3,100,0000	(74,977)				1,893,164	1,893,164	4,353,835	001		10																									
1289999. Subtotal - Long Futures - Hedging Other																																							XXX	XXX						
1299999. Subtotal - Long Futures - Replication																																									XXX	XXX				
1309999. Subtotal - Long Futures - Income Generation																																										XXX	XXX			
1319999. Subtotal - Long Futures - Other																																										XXX	XXX			
1329999. Subtotal - Long Futures																																			1,893,164	1,893,164	4,353,835					XXX	XXX			
1339999. Subtotal - Short Futures - Hedging Effective																																											XXX	XXX		
0000BPM4	810	506,250	Futures - British Pounds	Private Equity Portfolio	BA - 1	Currency	06/15/2014	CME	03/15/2014	166,1400	166,6200	(136,688)				(243,000)	(243,000)	1,215,000	001		625																									
0000ECM4	1,050	131,250,000	Euro Currency Futures	Private Equity Portfolio	BA - 1	Currency	06/15/2014	CME	03/15/2014	1,3869	1,3774	(315,000)				1,240,312	1,240,313	2,362,500	001		125,000																									
0000FV4	7,500	7,500,000	US CBT 5 YR TN FUTURE	Bond Portfolio	D 1-1	Interest Rate	06/15/2014	CBT	03/15/2014	119,5234	118,9531	(468,750)				4,277,344	4,277,344	6,750,000	001		1,000																									
0000TYM4	1,320	1,320,000	US CBT 10 YR TN FUTURE	Bond Portfolio	D 1-1	Interest Rate	06/15/2014	CBT	03/15/2014	123,9297	123,5000	82,500				567,188	567,188	1,947,000	001		1,000																									
0000JYM4	20	25,000	Futures - Japanese Yen	Private Equity Portfolio	BA - 1	Currency	06/15/2014	CME	03/15/2014	98,6300	96,9200	9,750				42,750	42,750	63,000	001		1,250																									
0000USM4	4,300	4,300,000	US CBT 30 YR TN FUTURE	Bond Portfolio	D 1-1	Interest Rate	06/15/2014	CBT	03/15/2014	131,3359	133,2188	1,343,750				(8,096,094)	(8,096,094)	9,890,000	001		1,000																									
1349999. Subtotal - Short Futures - Hedging Other																																											XXX	XXX		
1359999. Subtotal - Short Futures - Replication																																												XXX	XXX	
1369999. Subtotal - Short Futures - Income Generation																																												XXX	XXX	
1379999. Subtotal - Short Futures - Other																																												XXX	XXX	
1389999. Subtotal - Short Futures																																												XXX	XXX	
1399999. Subtotal - Hedging Effective																																												XXX	XXX	
1409999. Subtotal - Hedging Other																																													XXX	XXX
1419999. Subtotal - Replication																																													XXX	XXX
1429999. Subtotal - Income Generation																																													XXX	XXX
1439999. Subtotal - Other																																													XXX	XXX
1449999 - Totals																																													XXX	XXX

E07

Broker Name	Beginning Cash Balance	Cumulative Cash Change	Ending Cash Balance
Morgan Stanley	27,737,423	(1,156,088)	26,581,335
Total Net Cash Deposits	27,737,423	(1,156,088)	26,581,335

(a) Code	Description of Hedged Risk(s)
001	Rebalances portfolio duration

STATEMENT AS OF MARCH 31, 2014 OF THE NATIONWIDE MUTUAL INSURANCE COMPANY

(b)	Code	Financial or Economic Impact of the Hedge at the End of the Reporting Period

STATEMENT AS OF MARCH 31, 2014 OF THE NATIONWIDE MUTUAL INSURANCE COMPANY

SCHEDULE DB - PART D - SECTION 1

Counterparty Exposure for Derivative Instruments Open as of Current Statement Date

1 Description of Exchange, Counterparty or Central Clearinghouse	2 Master Agreement (Y or N)	3 Credit Support Annex (Y or N)	4 Fair Value of Acceptable Collateral	Book/Adjusted Carrying Value			Fair Value			11 Potential Exposure	12 Off-Balance Sheet Exposure
				5 Contracts With Book/Adjusted Carrying Value >0	6 Contracts With Book/Adjusted Carrying Value <0	7 Exposure Net of Collateral	8 Contracts With Fair Value >0	9 Contracts With Fair Value <0	10 Exposure Net of Collateral		
0199999 - Aggregate Sum of Exchange Traded Derivatives	XXX	XXX	XXX	26,581,335		26,581,335	26,581,335		26,581,335	26,581,335	26,581,335
Bank of America Corp	Y	Y			(22,131,455)			(22,131,455)		3,244,996	
Barclays Bank PLC	Y	Y	260,000	173,143	(54,018)		173,143	(54,018)		178,090	37,215
Credit Suisse Intl	Y	Y			(98,448)			(98,448)		29,667	
Deutsche Bank AG	Y	Y	18,335,000		(9,628,766)		31,808,943	(9,628,766)	3,845,178	2,536,949	
Goldman Sachs Group Inc	Y	Y	15,418,000	13,039,012			13,039,012			1,858,912	
JPMorgan Chase & Co	Y	Y		23,572		23,572			23,572	21,784	21,784
Merrill Lynch Capital Services	Y	Y	26,013,000	21,794,386			21,794,386	(1,075,297)		2,355,514	
Morgan Stanley & Co Intl Ltd	Y	Y	184,000	23,415			23,415			56,708	
Morgan Stanley Capital Services	Y	Y			(29,696,704)			(30,485,982)		4,189,297	
UBS AG	Y	Y			(18,689,580)			(18,689,580)		2,432,420	
0299999. Total NAIC 1 Designation			60,210,000	35,053,527	(80,298,970)	23,572	66,862,470	(82,163,546)	3,868,749	16,904,338	58,999
0399999. Total NAIC 2 Designation											
0499999. Total NAIC 3 Designation											
0599999. Total NAIC 4 Designation											
0699999. Total NAIC 5 Designation											
0799999. Total NAIC 6 Designation											
0899999. Aggregate Sum of Central Clearing houses											
0999999 - Totals			60,210,000	61,634,862	(80,298,970)	26,604,907	93,443,805	(82,163,546)	30,450,084	43,485,673	26,640,333

STATEMENT AS OF MARCH 31, 2014 OF THE NATIONWIDE MUTUAL INSURANCE COMPANY

SCHEDULE DB - PART D - SECTION 2

Collateral for Derivative Instruments Open as of Current Statement Date

Collateral Pledged by Reporting Entity

1 Exchange, Counterparty or Central Clearinghouse	2 Type of Asset Pledged	3 CUSIP Identification	4 Description	5 Fair Value	6 Par Value	7 Book/Adjusted Carrying Value	8 Maturity Date	9 Type of Margin (I, V or IV)
Deutsche Bank AG	Cash	7LTWFZY1QNSX8D621K86		18,335,000		18,335,000		V
Barclays PLC	Cash	65GSEF7VJP5170UK5573		260,000		260,000		V
Morgan Stanley & Co Intl Ltd	Cash	4POJHNGJPFQNF3BB653		184,000		184,000		V
Goldman Sachs Group Inc	Cash	FOR8UP27PHTHYVLBN630		15,418,000		15,418,000		V
Merrill Lynch Capital Services	Cash	GDWITX.XQ3601TB7DW3U69		26,013,000		26,013,000		V
0199999 - Total				60,210,000		60,210,000	XXX	XXX

Collateral Pledged to Reporting Entity

1 Exchange, Counterparty or Central Clearinghouse	2 Type of Asset Pledged	3 CUSIP Identification	4 Description	5 Fair Value	6 Par Value	7 Book/Adjusted Carrying Value	8 Maturity Date	9 Type of Margin (I, V or IV)
Bank of America Corp	Cash	B4TYDEB6GKMZ0031MB27		25,441,000		XXX		V
JPMorgan Chase & Co	Cash	7H6GLYDRUGGFU57RNE97		319,000		XXX		V
Morgan Stanley Capital Services	Cash	17331LVCZKQKX5T7XV54		33,792,000		XXX		V
UBS AG	Cash	BFMBT61CT2L1QCENIK50		20,216,000		XXX		V
Credit Suisse Intl	Cash	E58DKGJYJYLJN8C3868		115,000		XXX		V
Morgan Stanley - CME	Cash	KJNXBSWZV1KEX4NFOL81		26,581,335		XXX		I
0299999 - Total				106,464,335		XXX	XXX	XXX

STATEMENT AS OF MARCH 31, 2014 OF THE NATIONWIDE MUTUAL INSURANCE COMPANY

SCHEDULE DL - PART 1
SECURITIES LENDING COLLATERAL ASSETS

Reinvested Collateral Assets Owned Current Statement Date

1 CUSIP Identification	2 Description	3 Code	4 NAIC Designation/ Market Indicator	5 Fair Value	6 Book/Adjusted Carrying Value	7 Maturity Date
0599999. Total	- U.S. Government Bonds					XXX
1099999. Total	- All Other Government Bonds					XXX
1799999. Total	- U.S. States, Territories and Possessions Bonds					XXX
2499999. Total	- U.S. Political Subdivisions Bonds					XXX
3199999. Total	- U.S. Special Revenues Bonds					XXX
04012M-AP-4	Argent Securities Inc RMBS		1FM	534,699	534,699	07/25/2036
055680-AB-1	BNC Mortgage Ln Tr RMBS		1FM	3,255,324	3,341,172	07/25/2037
14453F-AB-5	Carrington Mtg Loan Tr RMBS		1FM	881,067	904,268	06/25/2036
29445U-AA-3	Equifirst Mtg Loan Tr RMBS		1FM	1,557,934	1,581,574	04/25/2037
362351-AA-6	GSAA Home Equity Tr RMBS		1FM	2,408,262	2,408,262	12/25/2046
617487-AB-9	Morgan Stanley Mtg Tr RMBS		1FM	625,134	625,134	11/25/2036
81376G-AC-4	Securitized AB Rec LLC RMBS		1FM	663,884	663,884	09/25/2036
81378E-AA-1	Securitized AB Rec LLC RMBS		1FM	993,944	993,944	05/25/2037
3399999. Subtotal	- Bonds - Industrial and Miscellaneous (Unaffiliated) - Residential Mortgage-Backed Securities			10,920,248	11,052,937	XXX
3899999. Total	- Industrial and Miscellaneous (Unaffiliated) Bonds			10,920,248	11,052,937	XXX
4899999. Total	- Hybrid Securities					XXX
5599999. Total	- Parent, Subsidiaries and Affiliates Bonds					XXX
6199999. Total	- Issuer Obligations					XXX
6299999. Total	- Residential Mortgage-Backed Securities			10,920,248	11,052,937	XXX
6399999. Total	- Commercial Mortgage-Backed Securities					XXX
6499999. Total	- Other Loan-Backed and Structured Securities					XXX
6599999. Total	Bonds			10,920,248	11,052,937	XXX
7099999. Total	- Preferred Stocks					XXX
7599999. Total	- Common Stocks					XXX
7699999. Total	- Preferred and Common Stocks					XXX
	Overnight Repo			20,401,390	20,401,390	04/01/2014
8999999. Total	- Short-Term Invested Assets (Schedule DA type)			20,401,390	20,401,390	XXX
9999999. Totals				31,321,638	31,454,327	XXX

General Interrogatories:

- Total activity for the year to date Fair Value \$(30,968,415) Book/Adjusted Carrying Value \$(30,835,726)
- Average balance for the year to date Fair Value \$41,173,666 Book/Adjusted Carrying Value \$41,217,895
- Reinvested securities lending collateral assets book/adjusted carrying value included in this schedule by NAIC designation:
 NAIC 1 \$11,052,937 NAIC 2 \$ NAIC 3 \$ NAIC 4 \$ NAIC 5 \$ NAIC 6 \$

**SCHEDULE DL - PART 2
SECURITIES LENDING COLLATERAL ASSETS**

Reinvested Collateral Assets Owned Current Statement Date

1 CUSIP Identification	2 Description	3 Code	4 NAIC Designation/ Market Indicator	5 Fair Value	6 Book/Adjusted Carrying Value	7 Maturity Date
NONE						
9999999 - Totals						XXX

General Interrogatories:

- | | | |
|---|---------------------|---------------------------------------|
| 1. Total activity for the year to date | Fair Value \$ | Book/Adjusted Carrying Value \$ |
| 2. Average balance for the year to date | Fair Value \$ | Book/Adjusted Carrying Value \$ |

SCHEDULE E - PART 2 - CASH EQUIVALENTS

Show Investments Owned End of Current Quarter

1 Description	2 Code	3 Date Acquired	4 Rate of Interest	5 Maturity Date	6 Book/Adjusted Carrying Value	7 Amount of Interest Due and Accrued	8 Amount Received During Year
NONE							
8699999 - Total Cash Equivalents							



SUPPLEMENT FOR THE QUARTER ENDING MARCH 31, 2014 OF THE NATIONWIDE MUTUAL INSURANCE COMPANY

Designate the type of health care providers reported on this page:
Physicians, including surgeons and osteopaths

SUPPLEMENT A TO SCHEDULE T EXHIBIT OF MEDICAL PROFESSIONAL LIABILITY PREMIUMS WRITTEN ALLOCATED BY STATES AND TERRITORIES

States, etc.	1 Direct Premiums Written	2 Direct Premiums Earned	Direct Losses Paid		5 Direct Losses Incurred	Direct Losses Unpaid		8 Direct Losses Incurred But Not Reported
			3 Amount	4 No. of Claims		6 Amount Reported	7 No. of Claims	
1. Alabama AL								
2. Alaska AK								
3. Arizona AZ								
4. Arkansas AR								
5. California CA								
6. Colorado CO								
7. Connecticut CT								
8. Delaware DE								
9. District of Columbia DC								
10. Florida FL								
11. Georgia GA								
12. Hawaii HI								
13. Idaho ID								
14. Illinois IL								
15. Indiana IN								
16. Iowa IA								
17. Kansas KS								
18. Kentucky KY								
19. Louisiana LA								
20. Maine ME								
21. Maryland MD								
22. Massachusetts MA								
23. Michigan MI								
24. Minnesota MN								
25. Mississippi MS								
26. Missouri MO								
27. Montana MT								
28. Nebraska NE								
29. Nevada NV								
30. New Hampshire NH								
31. New Jersey NJ								
32. New Mexico NM								
33. New York NY								
34. North Carolina NC								
35. North Dakota ND								
36. Ohio OH								
37. Oklahoma OK								
38. Oregon OR								
39. Pennsylvania PA								
40. Rhode Island RI								
41. South Carolina SC								
42. South Dakota SD								
43. Tennessee TN								
44. Texas TX								
45. Utah UT								
46. Vermont VT								
47. Virginia VA								
48. Washington WA								
49. West Virginia WV								
50. Wisconsin WI								
51. Wyoming WY								
52. American Samoa AS								
53. Guam GU								
54. Puerto Rico PR								
55. U.S. Virgin Islands VI								
56. Northern Mariana Islands MP								
57. Canada CAN								
58. Aggregate Other Aliens OT								
59. Totals								
NONE								
DETAILS OF WRITE-INS								
58001.								
58002.								
58003.								
58998. Summary of remaining write-ins for Line 58 from overflow page								
58999. Totals (Lines 58001 through 58003 plus 58998)(Line 58 above)								



SUPPLEMENT FOR THE QUARTER ENDING MARCH 31, 2014 OF THE NATIONWIDE MUTUAL INSURANCE COMPANY

Designate the type of health care providers reported on this page:
Hospitals

**SUPPLEMENT A TO SCHEDULE T
EXHIBIT OF MEDICAL PROFESSIONAL LIABILITY PREMIUMS WRITTEN
ALLOCATED BY STATES AND TERRITORIES**

States, etc.	1 Direct Premiums Written	2 Direct Premiums Earned	Direct Losses Paid		5 Direct Losses Incurred	Direct Losses Unpaid		8 Direct Losses Incurred But Not Reported
			3 Amount	4 No. of Claims		6 Amount Reported	7 No. of Claims	
1. Alabama AL								
2. Alaska AK								
3. Arizona AZ								
4. Arkansas AR								
5. California CA								
6. Colorado CO								
7. Connecticut CT								
8. Delaware DE								
9. District of Columbia DC								
10. Florida FL								
11. Georgia GA								
12. Hawaii HI								
13. Idaho ID								
14. Illinois IL								
15. Indiana IN								
16. Iowa IA								
17. Kansas KS								
18. Kentucky KY								
19. Louisiana LA								
20. Maine ME								
21. Maryland MD								
22. Massachusetts MA								
23. Michigan MI								
24. Minnesota MN								
25. Mississippi MS								
26. Missouri MO								
27. Montana MT								
28. Nebraska NE								
29. Nevada NV								
30. New Hampshire NH								
31. New Jersey NJ								
32. New Mexico NM								
33. New York NY								
34. North Carolina NC								
35. North Dakota ND								
36. Ohio OH								
37. Oklahoma OK								
38. Oregon OR								
39. Pennsylvania PA								
40. Rhode Island RI								
41. South Carolina SC								
42. South Dakota SD								
43. Tennessee TN								
44. Texas TX								
45. Utah UT								
46. Vermont VT								
47. Virginia VA								
48. Washington WA								
49. West Virginia WV								
50. Wisconsin WI								
51. Wyoming WY								
52. American Samoa AS								
53. Guam GU								
54. Puerto Rico PR								
55. U.S. Virgin Islands VI								
56. Northern Mariana Islands MP								
57. Canada CAN								
58. Aggregate Other Aliens OT								
59. Totals								
DETAILS OF WRITE-INS								
58001.								
58002.								
58003.								
58998. Summary of remaining write-ins for Line 58 from overflow page								
58999. Totals (Lines 58001 through 58003 plus 58998)(Line 58 above)								

NONE



SUPPLEMENT FOR THE QUARTER ENDING MARCH 31, 2014 OF THE NATIONWIDE MUTUAL INSURANCE COMPANY

Designate the type of health care providers reported on this page:
 Other health care professionals, including dentists, chiropractors, and podiatrists

SUPPLEMENT A TO SCHEDULE T EXHIBIT OF MEDICAL PROFESSIONAL LIABILITY PREMIUMS WRITTEN ALLOCATED BY STATES AND TERRITORIES

States, etc.	1 Direct Premiums Written	2 Direct Premiums Earned	Direct Losses Paid		5 Direct Losses Incurred	Direct Losses Unpaid		8 Direct Losses Incurred But Not Reported
			3 Amount	4 No. of Claims		6 Amount Reported	7 No. of Claims	
1. AlabamaAL								
2. AlaskaAK								
3. ArizonaAZ								
4. ArkansasAR								
5. CaliforniaCA								
6. ColoradoCO								
7. ConnecticutCT								
8. DelawareDE								
9. District of ColumbiaDC								
10. FloridaFL								
11. GeorgiaGA								
12. HawaiiHI								
13. IdahoID								
14. IllinoisIL								
15. IndianaIN								
16. IowaIA								
17. KansasKS								
18. KentuckyKY								
19. LouisianaLA								
20. MaineME								
21. MarylandMD								
22. MassachusettsMA								
23. MichiganMI								
24. MinnesotaMN								
25. MississippiMS								
26. MissouriMO								
27. MontanaMT								
28. NebraskaNE								
29. NevadaNV								
30. New HampshireNH								
31. New JerseyNJ								
32. New MexicoNM								
33. New YorkNY								
34. North CarolinaNC								
35. North DakotaND								
36. OhioOH								
37. OklahomaOK								
38. OregonOR								
39. PennsylvaniaPA								
40. Rhode IslandRI								
41. South CarolinaSC								
42. South DakotaSD								
43. TennesseeTN								
44. TexasTX								
45. UtahUT								
46. VermontVT								
47. VirginiaVA								
48. WashingtonWA								
49. West VirginiaWV								
50. WisconsinWI								
51. WyomingWY								
52. American SamoaAS								
53. GuamGU								
54. Puerto RicoPR								
55. U.S. Virgin IslandsVI								
56. Northern Mariana IslandsMP								
57. CanadaCAN								
58. Aggregate Other AliensOT								
59. Totals								
DETAILS OF WRITE-INS								
58001.								
58002.								
58003.								
58998. Summary of remaining write-ins for Line 58 from overflow page								
58999. Totals (Lines 58001 through 58003 plus 58998)(Line 58 above)								

NONE



SUPPLEMENT FOR THE QUARTER ENDING MARCH 31, 2014 OF THE NATIONWIDE MUTUAL INSURANCE COMPANY

Designate the type of health care providers reported on this page:
Other health care facilities

**SUPPLEMENT A TO SCHEDULE T
EXHIBIT OF MEDICAL PROFESSIONAL LIABILITY PREMIUMS WRITTEN
ALLOCATED BY STATES AND TERRITORIES**

States, etc.	1 Direct Premiums Written	2 Direct Premiums Earned	Direct Losses Paid		5 Direct Losses Incurred	Direct Losses Unpaid		8 Direct Losses Incurred But Not Reported
			3 Amount	4 No. of Claims		6 Amount Reported	7 No. of Claims	
1. Alabama AL					4	(6)	1	101
2. Alaska AK								
3. Arizona AZ								
4. Arkansas AR								
5. California CA								
6. Colorado CO		3,953			881			6,190
7. Connecticut CT					1			506
8. Delaware DE					(2)			317
9. District of Columbia DC								76
10. Florida FL					(8)	(127)	1	11,773
11. Georgia GA					1	(9)	1	303
12. Hawaii HI								
13. Idaho ID								
14. Illinois IL					(3)			221
15. Indiana IN					3			79
16. Iowa IA		9,400			(149)			13,837
17. Kansas KS		6,364			1,556			13,340
18. Kentucky KY								
19. Louisiana LA								
20. Maine ME								
21. Maryland MD					(8)			1,778
22. Massachusetts MA								32
23. Michigan MI					(1)			133
24. Minnesota MN								
25. Mississippi MS								2
26. Missouri MO								
27. Montana MT								
28. Nebraska NE		1,520			181			3,150
29. Nevada NV								
30. New Hampshire NH					1			2
31. New Jersey NJ								
32. New Mexico NM								
33. New York NY								896
34. North Carolina NC					(3)			1,359
35. North Dakota ND								
36. Ohio OH					(64)	(1,562)	1	7,259
37. Oklahoma OK								
38. Oregon OR								
39. Pennsylvania PA					(32)	(2,076)	1	7,449
40. Rhode Island RI					(2)			47
41. South Carolina SC					1			124
42. South Dakota SD								
43. Tennessee TN								186
44. Texas TX								
45. Utah UT								
46. Vermont VT					1			159
47. Virginia VA								1,149
48. Washington WA		2,667			1,305			2,074
49. West Virginia WV					1	(2,904)	1	2,071
50. Wisconsin WI		3,804			(374)			15,338
51. Wyoming WY								
52. American Samoa AS								
53. Guam GU								
54. Puerto Rico PR								
55. U.S. Virgin Islands VI								
56. Northern Mariana Islands MP								
57. Canada CAN								
58. Aggregate Other Aliens OT								
59. Totals		27,708			3,290	(6,684)	6	89,951
DETAILS OF WRITE-INS								
58001.								
58002.								
58003.								
58998. Summary of remaining write-ins for Line 58 from overflow page								
58999. Totals (Lines 58001 through 58003 plus 58998)(Line 58 above)								



SUPPLEMENT FOR THE QUARTER ENDING MARCH 31, 2014 OF THE NATIONWIDE MUTUAL INSURANCE COMPANY

DIRECTOR AND OFFICER INSURANCE COVERAGE SUPPLEMENT

Year To Date For The Period Ended MARCH 31, 2014

NAIC Group Code 0140

NAIC Company Code 23787

Company Name NATIONWIDE MUTUAL INSURANCE COMPANY

If the reporting entity writes any director and officer (D&O) business, please provide the following:

1. Monoline Policies

1 Direct Written Premium	2 Direct Earned Premium	3 Direct Losses Incurred
\$6,798	\$9,360	\$2,400

2. Commercial Multiple Peril (CMP) Packaged Policies

- 2.1 Does the reporting entity provide D&O liability coverage as part of a CMP packaged policy? Yes [X] No []
- 2.2 Can the direct premium earned for D&O liability coverage provided as part of a CMP packaged policy be quantified or estimated? Yes [X] No []
- 2.3 If the answer to question 2.2 is yes, provide the quantified or estimated direct premium earned amount for D&O liability coverage in CMP packaged policies
- 2.31 Amount quantified:.....\$
- 2.32 Amount estimated using reasonable assumptions:.....\$8,670
- 2.4 If the answer to question 2.1 is yes, provide direct losses incurred (losses paid plus change in case reserves) for the D&O liability coverage provided in CMP packaged policies.\$