



HEALTH QUARTERLY STATEMENT

AS OF MARCH 31, 2014

OF THE CONDITION AND AFFAIRS OF THE

AMERIGROUP Ohio, Inc. dba AMERIGROUP Community Care

NAIC Group Code 0671 0671 NAIC Company Code 10767 Employer's ID Number 13-4212818
(Current) (Prior)

Organized under the Laws of Ohio, State of Domicile or Port of Entry Ohio

Country of Domicile United States of America

Licensed as business type: Health Maintenance Organization

Is HMO Federally Qualified? Yes [] No [X]

Incorporated/Organized 03/08/2002 Commenced Business 09/01/2005

Statutory Home Office 4361 Irwin Simpson Road, C/O Community Ins. Co., Mason, OH, US 45040
(Street and Number) (City or Town, State, Country and Zip Code)

Main Administrative Office 4425 Corporation Lane, 757-490-6900
(Street and Number) (Area Code) (Telephone Number)
Virginia Beach, VA, US 23462
(City or Town, State, Country and Zip Code)

Mail Address N17 W24340 Riverwood Drive, Waukesha, WI, US 53188
(Street and Number or P.O. Box) (City or Town, State, Country and Zip Code)

Primary Location of Books and Records N17 W24340 Riverwood Drive, 262-523-2439
(Street and Number) (Area Code) (Telephone Number)
Waukesha, WI, US 53188
(City or Town, State, Country and Zip Code)

Internet Website Address www.amerigroup.com

Statutory Statement Contact Brenda J. Buss, 262-523-2439
(Name) (Area Code) (Telephone Number)
brenda.buss@bcbswi.com, 262-523-4945
(E-mail Address) (FAX Number)

OFFICERS

President/Chief Executive Officer Gary Michael Radtke Treasurer Robert David Kretschmer
Secretary Kathleen Susan Kiefer Vice President/Assistant Secretary Jack Louis Young

OTHER

Eric (Rick) Kenneth Noble Assistant Treasurer Tunde Sotayo Sotunde Chairperson JoAnn Carol Stuckmeyer # Valuation Actuary

DIRECTORS OR TRUSTEES

Gary Michael Radtke Carter Allen Beck Tunde Sotayo Sotunde
Wayne Scott DeVeydt Catherine Irene Kelaghan

State of Virginia SS:
County of Virginia Beach

The officers of this reporting entity being duly sworn, each depose and say that they are the described officers of said reporting entity, and that on the reporting period stated above, all of the herein described assets were the absolute property of the said reporting entity, free and clear from any liens or claims thereon, except as herein stated, and that this statement, together with related exhibits, schedules and explanations therein contained, annexed or referred to, is a full and true statement of all the assets and liabilities and of the condition and affairs of the said reporting entity as of the reporting period stated above, and of its income and deductions therefrom for the period ended, and have been completed in accordance with the NAIC Annual Statement Instructions and Accounting Practices and Procedures manual except to the extent that: (1) state law may differ; or, (2) that state rules or regulations require differences in reporting not related to accounting practices and procedures, according to the best of their information, knowledge and belief, respectively. Furthermore, the scope of this attestation by the described officers also includes the related corresponding electronic filing with the NAIC, when required, that is an exact copy (except for formatting differences due to electronic filing) of the enclosed statement. The electronic filing may be requested by various regulators in lieu of or in addition to the enclosed statement.

Gary Michael Radtke
Gary Michael Radtke
President/Chief Executive Officer

Kathleen Susan Kiefer
Kathleen Susan Kiefer
Secretary

Robert David Kretschmer
Robert David Kretschmer
Treasurer

Subscribed and sworn to before me this 24th day of April, 2014
Brittany Rankin

- a. Is this an original filing? Yes [X] No []
- b. If no,
 - 1. State the amendment number.....
 - 2. Date filed
 - 3. Number of pages attached.....



STATEMENT AS OF MARCH 31, 2014 OF THE Amerigroup Ohio, Inc.

ASSETS

	Current Statement Date			4 December 31 Prior Year Net Admitted Assets
	1 Assets	2 Nonadmitted Assets	3 Net Admitted Assets (Cols. 1 - 2)	
1. Bonds	25,435,647		25,435,647	22,411,412
2. Stocks:				
2.1 Preferred stocks			0	0
2.2 Common stocks			0	0
3. Mortgage loans on real estate:				
3.1 First liens			0	0
3.2 Other than first liens.....			0	0
4. Real estate:				
4.1 Properties occupied by the company (less \$ encumbrances)			0	0
4.2 Properties held for the production of income (less \$ encumbrances)			0	0
4.3 Properties held for sale (less \$ encumbrances)			0	0
5. Cash (\$7,005,059), cash equivalents (\$) and short-term investments (\$5,411,873)	12,416,932		12,416,932	14,948,774
6. Contract loans (including \$ premium notes)			0	0
7. Derivatives			0	0
8. Other invested assets			0	0
9. Receivables for securities			0	0
10. Securities lending reinvested collateral assets	214,398		214,398	0
11. Aggregate write-ins for invested assets	0	0	0	0
12. Subtotals, cash and invested assets (Lines 1 to 11)	38,066,977	0	38,066,977	37,360,186
13. Title plants less \$ charged off (for Title insurers only)			0	0
14. Investment income due and accrued	199,517		199,517	209,454
15. Premiums and considerations:				
15.1 Uncollected premiums and agents' balances in the course of collection	38,961		38,961	38,961
15.2 Deferred premiums, agents' balances and installments booked but deferred and not yet due (including \$ earned but unbilled premiums)			0	0
15.3 Accrued retrospective premiums			0	0
16. Reinsurance:				
16.1 Amounts recoverable from reinsurers	412,048		412,048	328,126
16.2 Funds held by or deposited with reinsured companies			0	0
16.3 Other amounts receivable under reinsurance contracts			0	0
17. Amounts receivable relating to uninsured plans			0	0
18.1 Current federal and foreign income tax recoverable and interest thereon			0	173,723
18.2 Net deferred tax asset	660,789	65,755	595,034	610,005
19. Guaranty funds receivable or on deposit			0	0
20. Electronic data processing equipment and software			0	0
21. Furniture and equipment, including health care delivery assets (\$)	277,024	277,024	0	0
22. Net adjustment in assets and liabilities due to foreign exchange rates			0	0
23. Receivables from parent, subsidiaries and affiliates	71,133		71,133	0
24. Health care (\$) and other amounts receivable	1,295,120	1,295,120	0	0
25. Aggregate write-ins for other than invested assets	5,641	5,641	0	0
26. Total assets excluding Separate Accounts, Segregated Accounts and Protected Cell Accounts (Lines 12 to 25)	41,027,210	1,643,540	39,383,670	38,720,455
27. From Separate Accounts, Segregated Accounts and Protected Cell Accounts			0	0
28. Total (Lines 26 and 27)	41,027,210	1,643,540	39,383,670	38,720,455
DETAILS OF WRITE-INS				
1101.				
1102.				
1103.				
1198. Summary of remaining write-ins for Line 11 from overflow page	0	0	0	0
1199. Totals (Lines 1101 through 1103 plus 1198)(Line 11 above)	0	0	0	0
2501. Prepaids	5,641	5,641	0	0
2502.				
2503.				
2598. Summary of remaining write-ins for Line 25 from overflow page	0	0	0	0
2599. Totals (Lines 2501 through 2503 plus 2598)(Line 25 above)	5,641	5,641	0	0

LIABILITIES, CAPITAL AND SURPLUS

	Current Period			Prior Year
	1 Covered	2 Uncovered	3 Total	4 Total
1. Claims unpaid (less \$ reinsurance ceded)	2,808,146		2,808,146	3,216,038
2. Accrued medical incentive pool and bonus amounts			0	0
3. Unpaid claims adjustment expenses	95,473		95,473	109,339
4. Aggregate health policy reserves, including the liability of \$0 for medical loss ratio rebate per the Public Health Service Act	45,000		45,000	45,000
5. Aggregate life policy reserves			0	0
6. Property/casualty unearned premium reserve			0	0
7. Aggregate health claim reserves			0	0
8. Premiums received in advance			0	0
9. General expenses due or accrued	923,618		923,618	888,004
10.1 Current federal and foreign income tax payable and interest thereon (including \$ on realized gains (losses))	5,281		5,281	0
10.2 Net deferred tax liability			0	0
11. Ceded reinsurance premiums payable			0	0
12. Amounts withheld or retained for the account of others			0	0
13. Remittances and items not allocated	599,740		599,740	591,846
14. Borrowed money (including \$ current) and interest thereon \$ (including \$ current)			0	0
15. Amounts due to parent, subsidiaries and affiliates	2,636		2,636	15,014
16. Derivatives			0	0
17. Payable for securities	416,743		416,743	0
18. Payable for securities lending	214,398		214,398	0
19. Funds held under reinsurance treaties (with \$ authorized reinsurers, \$ unauthorized reinsurers and \$ certified reinsurers)			0	0
20. Reinsurance in unauthorized and certified (\$) companies			0	0
21. Net adjustments in assets and liabilities due to foreign exchange rates			0	0
22. Liability for amounts held under uninsured plans			0	0
23. Aggregate write-ins for other liabilities (including \$ current)	15,343	0	15,343	15,409
24. Total liabilities (Lines 1 to 23)	5,126,378	0	5,126,378	4,880,650
25. Aggregate write-ins for special surplus funds	XXX	XXX	0	0
26. Common capital stock	XXX	XXX	10	10
27. Preferred capital stock	XXX	XXX		
28. Gross paid in and contributed surplus	XXX	XXX	10,580,060	10,580,060
29. Surplus notes	XXX	XXX		
30. Aggregate write-ins for other than special surplus funds	XXX	XXX	0	0
31. Unassigned funds (surplus)	XXX	XXX	23,677,222	23,259,735
32. Less treasury stock, at cost:				
32.1 shares common (value included in Line 26 \$)	XXX	XXX		
32.2 shares preferred (value included in Line 27 \$)	XXX	XXX		
33. Total capital and surplus (Lines 25 to 31 minus Line 32)	XXX	XXX	34,257,292	33,839,805
34. Total liabilities, capital and surplus (Lines 24 and 33)	XXX	XXX	39,383,670	38,720,455
DETAILS OF WRITE-INS				
2301. Unclaimed Property	15,343		15,343	15,409
2302.				
2303.				
2398. Summary of remaining write-ins for Line 23 from overflow page	0	0	0	0
2399. Totals (Lines 2301 through 2303 plus 2398)(Line 23 above)	15,343	0	15,343	15,409
2501.	XXX	XXX		
2502.	XXX	XXX		
2503.	XXX	XXX		
2598. Summary of remaining write-ins for Line 25 from overflow page	XXX	XXX	0	0
2599. Totals (Lines 2501 through 2503 plus 2598)(Line 25 above)	XXX	XXX	0	0
3001.	XXX	XXX		
3002.	XXX	XXX		
3003.	XXX	XXX		
3098. Summary of remaining write-ins for Line 30 from overflow page	XXX	XXX	0	0
3099. Totals (Lines 3001 through 3003 plus 3098)(Line 30 above)	XXX	XXX	0	0

STATEMENT OF REVENUE AND EXPENSES

	Current Year To Date		Prior Year To Date	Prior Year Ended December 31
	1 Uncovered	2 Total	3 Total	4 Total
1. Member Months	XXX	0	160,466	315,416
2. Net premium income (including \$ non-health premium income)	XXX	(2,940)	40,325,516	79,831,525
3. Change in unearned premium reserves and reserve for rate credits	XXX		255,814	210,814
4. Fee-for-service (net of \$ medical expenses)	XXX			
5. Risk revenue	XXX			
6. Aggregate write-ins for other health care related revenues	XXX	0	0	0
7. Aggregate write-ins for other non-health revenues	XXX	0	0	0
8. Total revenues (Lines 2 to 7)	XXX	(2,940)	40,581,330	80,042,339
Hospital and Medical:				
9. Hospital/medical benefits		37,414	21,864,695	33,858,956
10. Other professional services		(2)	2,065,752	3,775,727
11. Outside referrals				
12. Emergency room and out-of-area		0	3,872,010	6,722,284
13. Prescription drugs		(83,319)	4,175,629	7,820,189
14. Aggregate write-ins for other hospital and medical	0	0	473,723	1,259,866
15. Incentive pool, withhold adjustments and bonus amounts				700,000
16. Subtotal (Lines 9 to 15)	0	(45,907)	32,451,809	54,137,022
Less:				
17. Net reinsurance recoveries		154,217	2,135,114	2,468,340
18. Total hospital and medical (Lines 16 minus 17)	0	(200,124)	30,316,695	51,668,682
19. Non-health claims (net)				
20. Claims adjustment expenses, including \$ (8,906) cost containment expenses		(25,005)	1,341,819	6,432,405
21. General administrative expenses		(39,043)	6,945,101	10,043,750
22. Increase in reserves for life and accident and health contracts (including \$ increase in reserves for life only)				0
23. Total underwriting deductions (Lines 18 through 22)	0	(264,172)	38,603,615	68,144,837
24. Net underwriting gain or (loss) (Lines 8 minus 23)	XXX	261,232	1,977,715	11,897,502
25. Net investment income earned		99,487	101,173	369,800
26. Net realized capital gains (losses) less capital gains tax of \$ 5,811		10,629		5,900
27. Net investment gains (losses) (Lines 25 plus 26)	0	110,116	101,173	375,700
28. Net gain or (loss) from agents' or premium balances charged off [(amount recovered \$) (amount charged off \$)]				
29. Aggregate write-ins for other income or expenses	0	0	0	0
30. Net income or (loss) after capital gains tax and before all other federal income taxes (Lines 24 plus 27 plus 28 plus 29)	XXX	371,348	2,078,888	12,273,202
31. Federal and foreign income taxes incurred	XXX	173,193	710,397	3,904,350
32. Net income (loss) (Lines 30 minus 31)	XXX	198,155	1,368,491	8,368,852
DETAILS OF WRITE-INS				
0601.	XXX			
0602.	XXX			
0603.	XXX			
0698. Summary of remaining write-ins for Line 6 from overflow page	XXX	0	0	0
0699. Totals (Lines 0601 through 0603 plus 0698)(Line 6 above)	XXX	0	0	0
0701.	XXX			
0702.	XXX			
0703.	XXX			
0798. Summary of remaining write-ins for Line 7 from overflow page	XXX	0	0	0
0799. Totals (Lines 0701 through 0703 plus 0798)(Line 7 above)	XXX	0	0	0
1401. Ancillary, Durable Medical Equipment, Home Healthcare, Ambulance, Transportation			473,723	1,259,866
1402.				
1403.				
1498. Summary of remaining write-ins for Line 14 from overflow page	0	0	0	0
1499. Totals (Lines 1401 through 1403 plus 1498)(Line 14 above)	0	0	473,723	1,259,866
2901.				
2902.				
2903.				
2998. Summary of remaining write-ins for Line 29 from overflow page	0	0	0	0
2999. Totals (Lines 2901 through 2903 plus 2998)(Line 29 above)	0	0	0	0

STATEMENT OF REVENUE AND EXPENSES (Continued)

	1 Current Year to Date	2 Prior Year to Date	3 Prior Year Ended December 31
CAPITAL AND SURPLUS ACCOUNT			
33. Capital and surplus prior reporting year.....	33,839,805	42,005,866	42,005,866
34. Net income or (loss) from Line 32	198,155	1,368,491	8,368,852
35. Change in valuation basis of aggregate policy and claim reserves			
36. Change in net unrealized capital gains (losses) less capital gains tax of \$			
37. Change in net unrealized foreign exchange capital gain or (loss)			
38. Change in net deferred income tax	(15,861)	95,753	(242,083)
39. Change in nonadmitted assets	235,193	(247,361)	(292,830)
40. Change in unauthorized and certified reinsurance	0		0
41. Change in treasury stock	0		0
42. Change in surplus notes	0		0
43. Cumulative effect of changes in accounting principles.....			
44. Capital Changes:			
44.1 Paid in	0		0
44.2 Transferred from surplus (Stock Dividend).....	0		0
44.3 Transferred to surplus.....			
45. Surplus adjustments:			
45.1 Paid in	0		(7,412,849)
45.2 Transferred to capital (Stock Dividend)			
45.3 Transferred from capital			7,412,849
46. Dividends to stockholders		(16,000,000)	(16,000,000)
47. Aggregate write-ins for gains or (losses) in surplus	0	0	0
48. Net change in capital & surplus (Lines 34 to 47)	417,487	(14,783,117)	(8,166,061)
49. Capital and surplus end of reporting period (Line 33 plus 48)	34,257,292	27,222,749	33,839,805
DETAILS OF WRITE-INS			
4701.			
4702.			
4703.			
4798. Summary of remaining write-ins for Line 47 from overflow page	0	0	0
4799. Totals (Lines 4701 through 4703 plus 4798)(Line 47 above)	0	0	0

STATEMENT AS OF MARCH 31, 2014 OF THE Amerigroup Ohio, Inc.

CASH FLOW

	1 Current Year To Date	2 Prior Year To Date	3 Prior Year Ended December 31
Cash from Operations			
1. Premiums collected net of reinsurance	(2,940)	41,207,903	83,929,348
2. Net investment income	202,483	230,907	714,611
3. Miscellaneous income	0		0
4. Total (Lines 1 to 3)	199,543	41,438,810	84,643,959
5. Benefit and loss related payments	291,690	28,622,140	59,733,944
6. Net transfers to Separate Accounts, Segregated Accounts and Protected Cell Accounts			
7. Commissions, expenses paid and aggregate write-ins for deductions	(85,796)	7,946,471	18,639,977
8. Dividends paid to policyholders			
9. Federal and foreign income taxes paid (recovered) net of \$ 5,811 tax on capital gains (losses)	0	426,277	4,564,583
10. Total (Lines 5 through 9)	205,894	36,994,888	82,938,504
11. Net cash from operations (Line 4 minus Line 10)	(6,351)	4,443,922	1,705,455
Cash from Investments			
12. Proceeds from investments sold, matured or repaid:			
12.1 Bonds	2,562,104	550,000	6,924,459
12.2 Stocks	0		0
12.3 Mortgage loans	0		0
12.4 Real estate	0		0
12.5 Other invested assets	0		0
12.6 Net gains or (losses) on cash, cash equivalents and short-term investments	0		0
12.7 Miscellaneous proceeds	416,743	49,855	0
12.8 Total investment proceeds (Lines 12.1 to 12.7)	2,978,847	599,855	6,924,459
13. Cost of investments acquired (long-term only):			
13.1 Bonds	5,662,958	438,476	3,871,747
13.2 Stocks	0		0
13.3 Mortgage loans	0		0
13.4 Real estate	0		0
13.5 Other invested assets	0		0
13.6 Miscellaneous applications	214,398		0
13.7 Total investments acquired (Lines 13.1 to 13.6)	5,877,356	438,476	3,871,747
14. Net increase (or decrease) in contract loans and premium notes	0		0
15. Net cash from investments (Line 12.8 minus Line 13.7 and Line 14)	(2,898,509)	161,379	3,052,712
Cash from Financing and Miscellaneous Sources			
16. Cash provided (applied):			
16.1 Surplus notes, capital notes	0		0
16.2 Capital and paid in surplus, less treasury stock	0		0
16.3 Borrowed funds	0		0
16.4 Net deposits on deposit-type contracts and other insurance liabilities	0		0
16.5 Dividends to stockholders	0		16,000,000
16.6 Other cash provided (applied)	373,018	(226,176)	(956,396)
17. Net cash from financing and miscellaneous sources (Line 16.1 through Line 16.4 minus Line 16.5 plus Line 16.6)	373,018	(226,176)	(16,956,396)
RECONCILIATION OF CASH, CASH EQUIVALENTS AND SHORT-TERM INVESTMENTS			
18. Net change in cash, cash equivalents and short-term investments (Line 11, plus Lines 15 and 17)	(2,531,842)	4,379,125	(12,198,229)
19. Cash, cash equivalents and short-term investments:			
19.1 Beginning of year	14,948,774	27,147,003	27,147,003
19.2 End of period (Line 18 plus Line 19.1)	12,416,932	31,526,128	14,948,774

Note: Supplemental disclosures of cash flow information for non-cash transactions:

EXHIBIT OF PREMIUMS, ENROLLMENT AND UTILIZATION

	1 Total	Comprehensive (Hospital & Medical)		4 Medicare Supplement	5 Vision Only	6 Dental Only	7 Federal Employees Health Benefit Plan	8 Title XVIII Medicare	9 Title XIX Medicaid	10 Other
		2 Individual	3 Group							
Total Members at end of:										
1. Prior Year0	.0	.0	.0	.0	.0	.0	.0	.0	.0
2. First Quarter0									
3. Second Quarter0									
4. Third Quarter0									
5. Current Year	0									
6. Current Year Member Months	0									
Total Member Ambulatory Encounters for Period:										
7. Physician0									
8. Non-Physician	0									
9. Total	0	0	0	0	0	0	0	0	0	0
10. Hospital Patient Days Incurred	0									
11. Number of Inpatient Admissions	0									
12. Health Premiums Written (a)	(2,940)							(2,940)		
13. Life Premiums Direct0									
14. Property/Casualty Premiums Written0									
15. Health Premiums Earned	(2,940)							(2,940)		
16. Property/Casualty Premiums Earned0									
17. Amount Paid for Provision of Health Care Services.....	361,985							361,985		
18. Amount Incurred for Provision of Health Care Services	(45,907)							(45,907)		

(a) For health premiums written: amount of Medicare Title XVIII exempt from state taxes or fees \$0

UNDERWRITING AND INVESTMENT EXHIBIT

ANALYSIS OF CLAIMS UNPAID - PRIOR YEAR - NET OF REINSURANCE

Line of Business	Claims Paid Year to Date		Liability End of Current Quarter		5 Claims Incurred in Prior Years (Columns 1 + 3)	6 Estimated Claim Reserve and Claim Liability December 31 of Prior Year
	1 On Claims Incurred Prior to January 1 of Current Year	2 On Claims Incurred During the Year	3 On Claims Unpaid Dec. 31 of Prior Year	4 On Claims Incurred During the Year		
1. Comprehensive (hospital and medical)					0	0
2. Medicare Supplement					0	0
3. Dental Only					0	0
4. Vision Only					0	0
5. Federal Employees Health Benefits Plan					0	0
6. Title XVIII - Medicare					0	0
7. Title XIX - Medicaid	652,887		2,808,146		3,461,033	3,216,038
8. Other health					0	0
9. Health subtotal (Lines 1 to 8)	652,887	0	2,808,146	0	3,461,033	3,216,038
10. Healthcare receivables (a)	445,120				445,120	0
11. Other non-health					0	0
12. Medical incentive pools and bonus amounts					0	0
13. Totals (Lines 9-10+11+12)	207,767	0	2,808,146	0	3,015,913	3,216,038

(a) Excludes \$ 850,000 loans or advances to providers not yet expensed.

NOTES TO FINANCIAL STATEMENTS

For the purposes of the quarterly interim financial information, it is presumed that the users of the interim financial information have read or have access to the Annual Statement as of December 31, 2013. This presentation addresses only significant events occurring since the last Annual Statement.

1. Summary of Significant Accounting Policies

A. Accounting Practices

The accompanying financial statements of AMERIGROUP Ohio, Inc. (the "Company") have been prepared in conformity with the National Association of Insurance Commissioners' ("NAIC") *Annual Statement Instructions* and in accordance with accounting practices prescribed by the NAIC *Accounting Practices and Procedures Manual* ("NAIC SAP"), subject to any deviations prescribed or permitted by the Ohio Department of Insurance (the "Department").

A reconciliation of the Company's net income and capital and surplus between NAIC SAP and practices prescribed and permitted by the ODI is shown below:

	<u>State of Domicile</u>	<u>March 31, 2014</u>	<u>December 31, 2013</u>
<u>Net Income</u>			
(1) AMERIGROUP Ohio, Inc. state basis (Page 4, Line 32, Columns 2 & 3)	Ohio	\$ 198,455	\$ 8,368,852
(2) State Prescribed Practices that increase/(decrease) NAIC SAP:		-	-
(3) State Permitted Practices that increase/(decrease) NAIC SAP:		-	-
(4) NAIC SAP (1-2-3=4)	Ohio	\$ 198,455	\$ 8,368,852
<u>Surplus</u>			
(5) AMERIGROUP Ohio, Inc. state basis (Page 3, Line 33, Columns 3 & 4)	Ohio	\$ 34,257,292	\$ 33,839,805
(6) State Prescribed Practices that increase/(decrease) NAIC SAP:		-	-
(7) State Permitted Practices that increase/(decrease) NAIC SAP:		-	-
(8) NAIC SAP (5-6-7=8)	Ohio	\$ 34,257,292	\$ 33,839,805

B. – C.

No significant change.

2. Accounting Changes and Corrections of Errors

Not applicable.

3. Business Combinations and Goodwill

Not applicable.

4. Discontinued Operations

The Company's contract with the Ohio Department of Job and Family Services terminated effective June 30, 2013. The Company is expected to perform certain operations throughout 2014.

NOTES TO FINANCIAL STATEMENTS

5. Investments

A. – C.

Not applicable.

D. Loan-Backed Securities

1. Prepayment assumptions for single-class and multi-class mortgage-backed and asset-backed securities were obtained from broker-dealer survey values or internal estimates. The Company used various third-party pricing sources in determining the market value of its loan-backed securities.
2. The Company did not recognize other-than-temporary impairments on its loan backed securities during the three months ended March 31, 2014.
3. The Company did not hold other-than-temporarily impaired loan backed securities at March 31, 2014.
4. The Company had no impaired securities for which an other-than-temporary impairment had not been recognized in earnings as a realized loss at March 31, 2014.
5. The Company had no impaired loaned-backed securities at March 31, 2014.

E. Repurchase Agreements and/or Securities Lending Transactions

1. Not applicable.
2. The Company participates in a securities lending program whereby marketable securities in its investment portfolio are transferred to independent brokers or dealers based on, among other things, their creditworthiness in exchange for collateral initially equal to at least 102% of the market value of the loaned securities. The Company receives the collateral in cash, and the collateral is thereafter invested according to guidelines of the Company's Investment Policy.
3. Collateral received
 - a. No significant change.
 - b. The fair value of that collateral and of the portion of that collateral that it has sold or repledged

\$	214,398
----	---------
 - c. No significant change.
4. Not applicable.
5. No significant change.
6. Not applicable.
7. Not applicable.

F. – G.

Not applicable.

H. Restricted Assets

No significant change.

I. Working Capital Finance Investments

Not applicable.

6. Joint Ventures, Partnerships and Limited Liability Companies

Not applicable.

NOTES TO FINANCIAL STATEMENTS

7. Investment Income

No significant change.

8. Derivative Instruments

Not applicable.

9. Income Taxes

No significant change.

10. Information Concerning Parent, Subsidiaries, Affiliates, and Other Related Parties

A. – B.

No significant change.

C. Intercompany Management and Service Arrangements

See note F below for changes to intercompany management and service arrangements.

D. Amounts Due to or from Related Parties

At March 31, 2014, the Company reported \$71,133 due from affiliates and \$2,636 due to affiliates. The balances represent intercompany transactions that will be settled in accordance with the settlement terms of the intercompany agreement.

E. Guarantees or Contingencies for Related Parties

No significant change.

F. Management, Service Contracts, Cost Sharing Arrangements

Effective January 1, 2014 the Company entered into the WellPoint, Inc. Master Services Agreement, which the Department approved on January 29, 2014. Pursuant to these agreements, various administrative, management and support services are provided to or provided by the Company. The costs and expenses related to these administrative management and support services are allocated to or allocated by the Company in an amount equal to the direct and indirect costs and expenses incurred in providing these services. Direct costs include expenses such as salaries, employee benefits, communications, advertising, consulting services, maintenance, rent, utilities, and supplies which are directly attributable to the Company's operations. Allocated costs include expenses such as salaries, benefit claims and enrollment processing, billing, accounting, underwriting, product development and budgeting, which support the Company's operations. These costs are allocated based on various utilization statistics.

G. – L.

No significant change.

11. Debt

Not applicable.

12. Retirement Plans, Deferred Compensation, Postemployment Benefits and Compensated Absences and Other Postretirement Benefit Plans

No significant change.

NOTES TO FINANCIAL STATEMENTS

13. Capital and Surplus, Shareholders' Dividend Restrictions and Quasi-Reorganizations

No significant change.

14. Contingencies

Not applicable.

15. Leases

No significant change.

16. Information About Financial Instruments with Off-Balance Sheet Risk and Financial Instruments with Concentrations of Credit Risk

No significant change.

17. Sale, Transfer and Servicing of Financial Assets and Extinguishments of Liabilities

A. Transfers of Receivables Reported as Sales

Not applicable.

B. Transfer and Servicing of Financial Assets

(1) No significant change.

(2) – (7) Not applicable.

C. Wash Sales

1. In the course of the Company's asset management, securities may be sold and reacquired within 30 days of the sale date to enhance the yield on the investments.

2. At March 31, 2014, there were no wash sales involving securities with an NAIC designation of 3 or below or unrated.

18. Gain or Loss to the Reporting Entity from Uninsured Plans and the Uninsured Portion of Partially Insured Plans

A. Administrative Services Only Plans

Not applicable.

B. Administrative Services Contract Plans

Not applicable.

C. Medicare or Other Similarly Structured Cost-Based Reimbursement Contract

Not applicable.

19. Direct Premium Written/Produced by Managing General Agents/Third Party Administrators

Not applicable.

20. Fair Value Measurements

A. There are no assets or liabilities measured at fair value as of March 31, 2014.

NOTES TO FINANCIAL STATEMENTS

B. Fair Value Measurements Under Other Accounting Pronouncements

Not applicable.

C. Financial Instruments

Type of Financial Instrument	Aggregate Fair Value	Admitted Assets	(Level 1)	(Level 2)	(Level 3)	Not Practicable (Carrying Value)
Bonds	\$ 25,695,641	\$ 25,435,647	\$ 422,234	\$ 25,273,407	\$ -	\$ -
Short term investments	5,411,873	5,411,873	5,411,873	-	-	-

D. Not Practicable to Estimate Fair Value

There are no financial instruments that were not practicable to estimate fair value.

21. Other Items**A. – G.**

No significant change.

H. Offsetting and Netting of Assets and Liabilities

The Company did not have any offsetting or netting of assets and liabilities at March 31, 2014.

I. Joint and Several Liabilities

Not applicable.

J. Risk Sharing Provisions of the Affordable Care Act

Not applicable

22. Events Subsequent

There were no events occurring subsequent to March 31, 2014 requiring disclosure. Subsequent events have been considered through May 12, 2014 for the statutory statement issued on May 12, 2014.

23. Reinsurance

No significant change.

24. Retrospectively Rated Contracts & Contracts Subject to Redetermination

Not applicable.

25. Change in Incurred Claims and Claim Adjustment Expenses

The estimated cost of claims and claim adjustment expense attributable to insured events of prior years decreased by \$225,129 during 2014. This is approximately 6.8% of unpaid claims and claim adjustment expenses of \$3,325,377 as of December 31, 2013. The redundancy reflects the decreases in estimated claims and claim adjustment expenses as a result of claim payments during the year, and as additional information is received regarding claims incurred prior to 2014.

NOTES TO FINANCIAL STATEMENTS

26. Intercompany Pooling Arrangements

Not applicable.

27. Structured Settlements

Not applicable.

28. Health Care Receivables

No significant change.

29. Participating Policies

Not applicable.

30. Premium Deficiency Reserves

Not applicable.

31. Anticipated Subrogation and Other Recoveries

No significant change.

GENERAL INTERROGATORIES

PART 1 - COMMON INTERROGATORIES

GENERAL

- 1.1 Did the reporting entity experience any material transactions requiring the filing of Disclosure of Material Transactions with the State of Domicile, as required by the Model Act? Yes [] No [X]
- 1.2 If yes, has the report been filed with the domiciliary state? Yes [] No []
- 2.1 Has any change been made during the year of this statement in the charter, by-laws, articles of incorporation, or deed of settlement of the reporting entity? Yes [] No [X]
- 2.2 If yes, date of change:
- 3.1 Is the reporting entity a member of an Insurance Holding Company System consisting of two or more affiliated persons, one or more of which is an insurer? Yes [X] No []
If yes, complete Schedule Y, Parts 1 and 1A.
- 3.2 Have there been any substantial changes in the organizational chart since the prior quarter end? Yes [] No [X]
- 3.3 If the response to 3.2 is yes, provide a brief description of those changes.
- 4.1 Has the reporting entity been a party to a merger or consolidation during the period covered by this statement? Yes [] No [X]
- 4.2 If yes, provide the name of the entity, NAIC Company Code, and state of domicile (use two letter state abbreviation) for any entity that has ceased to exist as a result of the merger or consolidation.

1 Name of Entity	2 NAIC Company Code	3 State of Domicile

5. If the reporting entity is subject to a management agreement, including third-party administrator(s), managing general agent(s), attorney-in-fact, or similar agreement, have there been any significant changes regarding the terms of the agreement or principals involved? Yes [X] No [] N/A []
On January 29, 2014 the Ohio Department of Insurance approved the WellPoint, Inc. Master Administrative Services Agreement with an effective date of January 1, 2014.
- 6.1 State as of what date the latest financial examination of the reporting entity was made or is being made. 12/31/2013
- 6.2 State the as of date that the latest financial examination report became available from either the state of domicile or the reporting entity. This date should be the date of the examined balance sheet and not the date the report was completed or released. 12/31/2008
- 6.3 State as of what date the latest financial examination report became available to other states or the public from either the state of domicile or the reporting entity. This is the release date or completion date of the examination report and not the date of the examination (balance sheet date). 05/28/2010
- 6.4 By what department or departments?
- 6.5 Have all financial statement adjustments within the latest financial examination report been accounted for in a subsequent financial statement filed with Departments? Yes [] No [] N/A [X]
- 6.6 Have all of the recommendations within the latest financial examination report been complied with? Yes [X] No [] N/A []
- 7.1 Has this reporting entity had any Certificates of Authority, licenses or registrations (including corporate registration, if applicable) suspended or revoked by any governmental entity during the reporting period? Yes [] No [X]
- 7.2 If yes, give full information:
- 8.1 Is the company a subsidiary of a bank holding company regulated by the Federal Reserve Board? Yes [] No [X]
- 8.2 If response to 8.1 is yes, please identify the name of the bank holding company.
- 8.3 Is the company affiliated with one or more banks, thrifts or securities firms? Yes [] No [X]
- 8.4 If response to 8.3 is yes, please provide below the names and location (city and state of the main office) of any affiliates regulated by a federal regulatory services agency [i.e. the Federal Reserve Board (FRB), the Office of the Comptroller of the Currency (OCC), the Federal Deposit Insurance Corporation (FDIC) and the Securities Exchange Commission (SEC)] and identify the affiliate's primary federal regulator.

1 Affiliate Name	2 Location (City, State)	3 FRB	4 OCC	5 FDIC	6 SEC

GENERAL INTERROGATORIES

- 9.1 Are the senior officers (principal executive officer, principal financial officer, principal accounting officer or controller, or persons performing similar functions) of the reporting entity subject to a code of ethics, which includes the following standards? Yes No
 (a) Honest and ethical conduct, including the ethical handling of actual or apparent conflicts of interest between personal and professional relationships;
 (b) Full, fair, accurate, timely and understandable disclosure in the periodic reports required to be filed by the reporting entity;
 (c) Compliance with applicable governmental laws, rules and regulations;
 (d) The prompt internal reporting of violations to an appropriate person or persons identified in the code; and
 (e) Accountability for adherence to the code.
- 9.11 If the response to 9.1 is No, please explain:
- 9.2 Has the code of ethics for senior managers been amended? Yes No
 9.21 If the response to 9.2 is Yes, provide information related to amendment(s).
 Effective January 2014, the Company adopted WellPoint's Standards of Ethical Business Conduct and were approved by the Board of Directors.
- 9.3 Have any provisions of the code of ethics been waived for any of the specified officers? Yes No
 9.31 If the response to 9.3 is Yes, provide the nature of any waiver(s).

FINANCIAL

- 10.1 Does the reporting entity report any amounts due from parent, subsidiaries or affiliates on Page 2 of this statement? Yes No
 10.2 If yes, indicate any amounts receivable from parent included in the Page 2 amount: \$ 49,612

INVESTMENT

- 11.1 Were any of the stocks, bonds, or other assets of the reporting entity loaned, placed under option agreement, or otherwise made available for use by another person? (Exclude securities under securities lending agreements.) Yes No
 11.2 If yes, give full and complete information relating thereto:
12. Amount of real estate and mortgages held in other invested assets in Schedule BA: \$
 13. Amount of real estate and mortgages held in short-term investments: \$
- 14.1 Does the reporting entity have any investments in parent, subsidiaries and affiliates? Yes No
 14.2 If yes, please complete the following:

	1 Prior Year-End Book/Adjusted Carrying Value	2 Current Quarter Book/Adjusted Carrying Value
14.21 Bonds	\$ 0	\$
14.22 Preferred Stock	\$ 0	\$
14.23 Common Stock	\$ 0	\$
14.24 Short-Term Investments	\$ 0	\$
14.25 Mortgage Loans on Real Estate	\$ 0	\$
14.26 All Other	\$ 0	\$
14.27 Total Investment in Parent, Subsidiaries and Affiliates (Subtotal Lines 14.21 to 14.26)	\$ 0	\$ 0
14.28 Total Investment in Parent included in Lines 14.21 to 14.26 above	\$	\$

- 15.1 Has the reporting entity entered into any hedging transactions reported on Schedule DB? Yes No
 15.2 If yes, has a comprehensive description of the hedging program been made available to the domiciliary state? Yes No
 If no, attach a description with this statement.

GENERAL INTERROGATORIES

16. For the reporting entity's security lending program, state the amount of the following as of the current statement date:
- | | | |
|--|----------|---------|
| 16.1 Total fair value of reinvested collateral assets reported on Schedule DL, Parts 1 and 2 | \$ | 214,398 |
| 16.2 Total book adjusted/carrying value of reinvested collateral assets reported on Schedule DL, Parts 1 and 2 | \$ | 214,398 |
| 16.3 Total payable for securities lending reported on the liability page | \$ | 214,398 |

17. Excluding items in Schedule E - Part 3 - Special Deposits, real estate, mortgage loans and investments held physically in the reporting entity's offices, vaults or safety deposit boxes, were all stocks, bonds and other securities, owned throughout the current year held pursuant to a custodial agreement with a qualified bank or trust company in accordance with Section 1, III - General Examination Considerations, F. Outsourcing of Critical Functions, Custodial or Safekeeping Agreements of the NAIC Financial Condition Examiners Handbook? Yes [] No []

17.1 For all agreements that comply with the requirements of the NAIC Financial Condition Examiners Handbook, complete the following:

1 Name of Custodian(s)	2 Custodian Address
Bank of New York Mellon Corporation	One BNY Mellon Center Room 151-1035 Pittsburgh, PA 15258

17.2 For all agreements that do not comply with the requirements of the NAIC Financial Condition Examiners Handbook, provide the name, location and a complete explanation:

1 Name(s)	2 Location(s)	3 Complete Explanation(s)
.....

17.3 Have there been any changes, including name changes, in the custodian(s) identified in 17.1 during the current quarter? Yes [] No []

17.4 If yes, give full information relating thereto:

1 Old Custodian	2 New Custodian	3 Date of Change	4 Reason
.....

17.5 Identify all investment advisors, brokers/dealers or individuals acting on behalf of broker/dealers that have access to the investment accounts, handle securities and have authority to make investments on behalf of the reporting entity:

1 Central Registration Depository	2 Name(s)	3 Address
105006	Deutsche Asset Management	New York, NY
113878	McDonnell Investment Management, LLC	Oak Brook, IL

18.1 Have all the filing requirements of the Purposes and Procedures Manual of the NAIC Securities Valuation Office been followed? Yes [] No []

18.2 If no, list exceptions:

GENERAL INTERROGATORIES

PART 2 - HEALTH

1. Operating Percentages:
- 1.1 A&H loss percent7,109.5 %
 - 1.2 A&H cost containment percent302.9 %
 - 1.3 A&H expense percent excluding cost containment expenses1,875.5 %
- 2.1 Do you act as a custodian for health savings accounts? Yes [] No [X]
- 2.2 If yes, please provide the amount of custodial funds held as of the reporting date\$
- 2.3 Do you act as an administrator for health savings accounts? Yes [] No [X]
- 2.4 If yes, please provide the balance of the funds administered as of the reporting date\$

SCHEDULE S - CEDED REINSURANCE

Showing All New Reinsurance Treaties - Current Year to Date

1 NAIC Company Code	2 ID Number	3 Effective Date	4 Name of Reinsurer	5 Domiciliary Jurisdiction	6 Type of Reinsurance Ceded	7 Type of Reinsurer	8 Certified Reinsurer Rating (1 through 6)	9 Effective Date of Certified Reinsurer Rating
NONE								

SCHEDULE T - PREMIUMS AND OTHER CONSIDERATIONS

Current Year to Date - Allocated by States and Territories

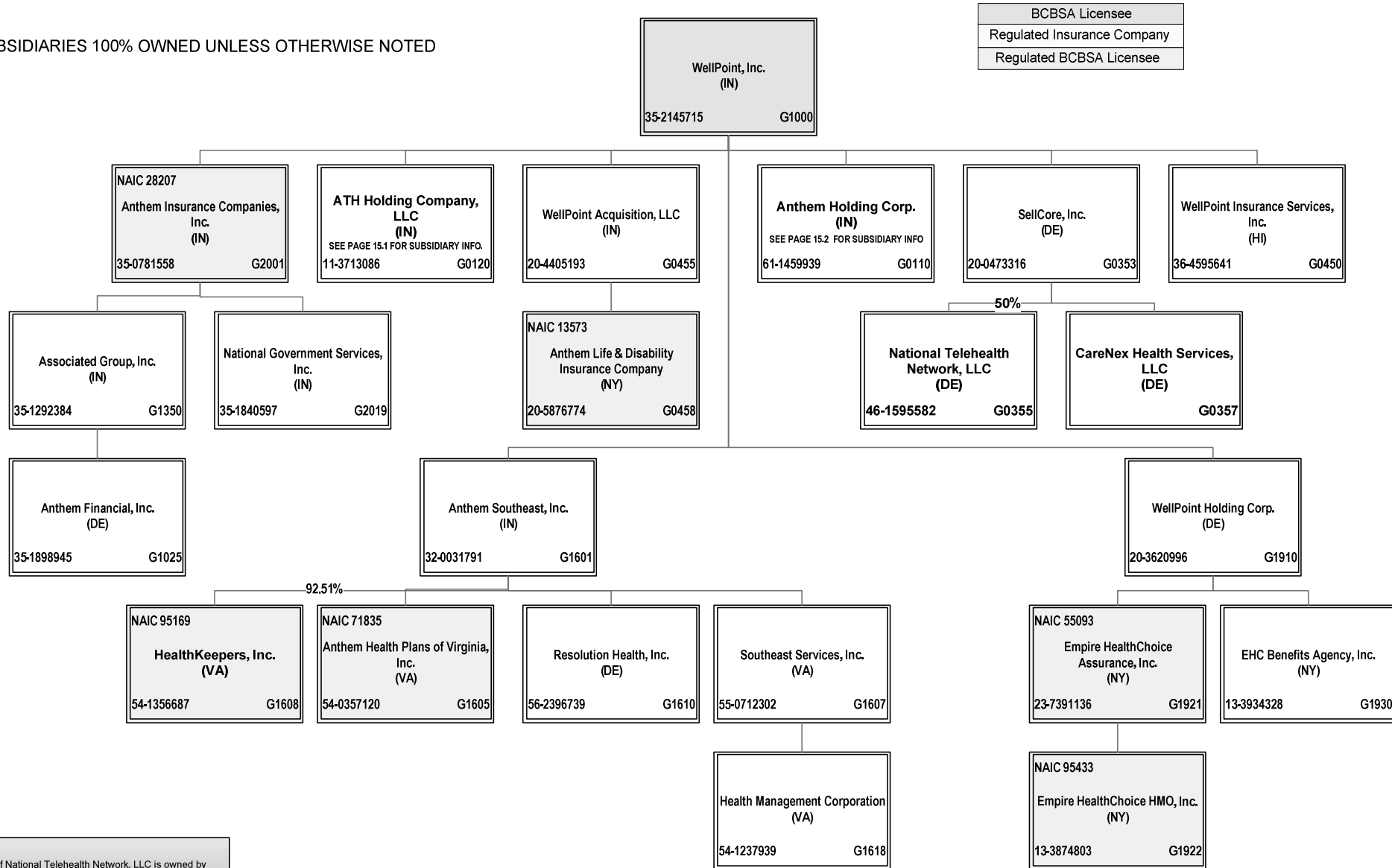
States, etc.	1 Active Status	Direct Business Only							
		2 Accident and Health Premiums	3 Medicare Title XVIII	4 Medicaid Title XIX	5 Federal Employees Health Benefits Program Premiums	6 Life and Annuity Premiums & Other Considerations	7 Property/Casualty Premiums	8 Total Columns 2 Through 7	9 Deposit-Type Contracts
1. Alabama AL	N							0	
2. Alaska AK	N							0	
3. Arizona AZ	N							0	
4. Arkansas AR	N							0	
5. California CA	N							0	
6. Colorado CO	N							0	
7. Connecticut CT	N							0	
8. Delaware DE	N							0	
9. District of Columbia DC	N							0	
10. Florida FL	N							0	
11. Georgia GA	N							0	
12. Hawaii HI	N							0	
13. Idaho ID	N							0	
14. Illinois IL	N							0	
15. Indiana IN	N							0	
16. Iowa IA	N							0	
17. Kansas KS	N							0	
18. Kentucky KY	N							0	
19. Louisiana LA	N							0	
20. Maine ME	N							0	
21. Maryland MD	N							0	
22. Massachusetts MA	N							0	
23. Michigan MI	N							0	
24. Minnesota MN	N							0	
25. Mississippi MS	N							0	
26. Missouri MO	N							0	
27. Montana MT	N							0	
28. Nebraska NE	N							0	
29. Nevada NV	N							0	
30. New Hampshire NH	N							0	
31. New Jersey NJ	N							0	
32. New Mexico NM	N							0	
33. New York NY	N							0	
34. North Carolina NC	N							0	
35. North Dakota ND	N							0	
36. Ohio OH	L			(2,940)				(2,940)	
37. Oklahoma OK	N							0	
38. Oregon OR	N							0	
39. Pennsylvania PA	N							0	
40. Rhode Island RI	N							0	
41. South Carolina SC	N							0	
42. South Dakota SD	N							0	
43. Tennessee TN	N							0	
44. Texas TX	N							0	
45. Utah UT	N							0	
46. Vermont VT	N							0	
47. Virginia VA	N							0	
48. Washington WA	N							0	
49. West Virginia WV	N							0	
50. Wisconsin WI	N							0	
51. Wyoming WY	N							0	
52. American Samoa AS	N							0	
53. Guam GU	N							0	
54. Puerto Rico PR	N							0	
55. U.S. Virgin Islands VI	N							0	
56. Northern Mariana Islands MP	N							0	
57. Canada CAN	N							0	
58. Aggregate Other Aliens OT	XXX	0	0	0	0	0	0	0	0
59. Subtotal	XXX	0	0	(2,940)	0	0	0	(2,940)	0
60. Reporting Entity Contributions for Employee Benefit Plans	XXX							0	
61. Totals (Direct Business)	(a) 1	0	0	(2,940)	0	0	0	(2,940)	0
DETAILS OF WRITE-INS									
58001.	XXX								
58002.	XXX								
58003.	XXX								
58998. Summary of remaining write-ins for Line 58 from overflow page	XXX	0	0	0	0	0	0	0	0
58999. Totals (Lines 58001 through 58003 plus 58998)(Line 58 above)	XXX	0	0	0	0	0	0	0	0

(L) Licensed or Chartered - Licensed Insurance Carrier or Domiciled RRG; (R) Registered - Non-domiciled RRGs; (Q) Qualified - Qualified or Accredited Reinsurer; (E) Eligible - Reporting Entities eligible or approved to write Surplus Lines in the state; (N) None of the above - Not allowed to write business in the state.

(a) Insert the number of L responses except for Canada and Other Alien.

**SCHEDULE Y – INFORMATION CONCERNING ACTIVITIES OF INSURER MEMBERS OF A HOLDING COMPANY GROUP
PART 1 – ORGANIZATIONAL CHART**

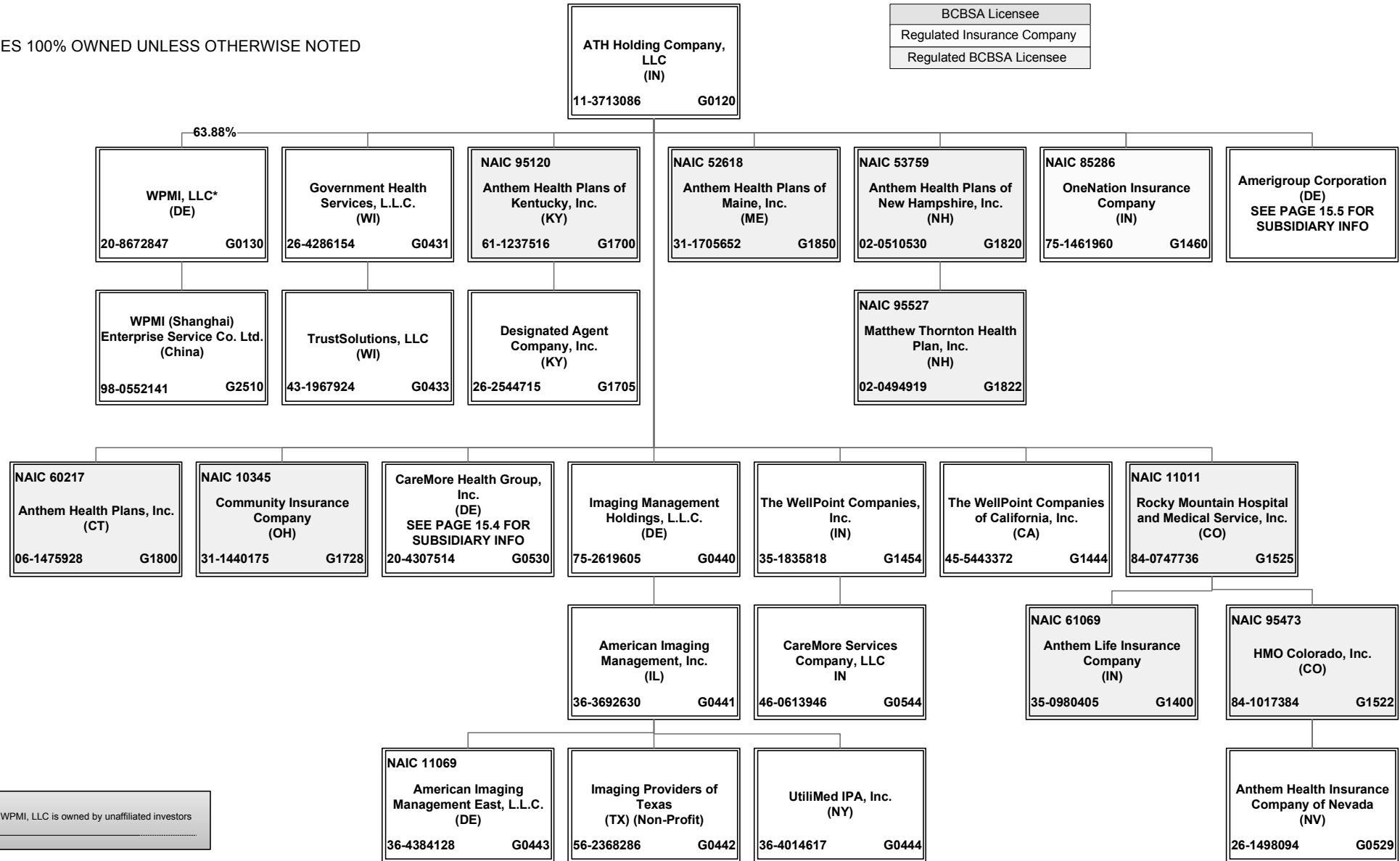
ALL SUBSIDIARIES 100% OWNED UNLESS OTHERWISE NOTED



50% of National Telehealth Network, LLC is owned by American Well Corporation

**SCHEDULE Y – INFORMATION CONCERNING ACTIVITIES OF INSURER MEMBERS OF A HOLDING COMPANY GROUP
PART 1 – ORGANIZATIONAL CHART**

ALL SUBSIDIARIES 100% OWNED UNLESS OTHERWISE NOTED

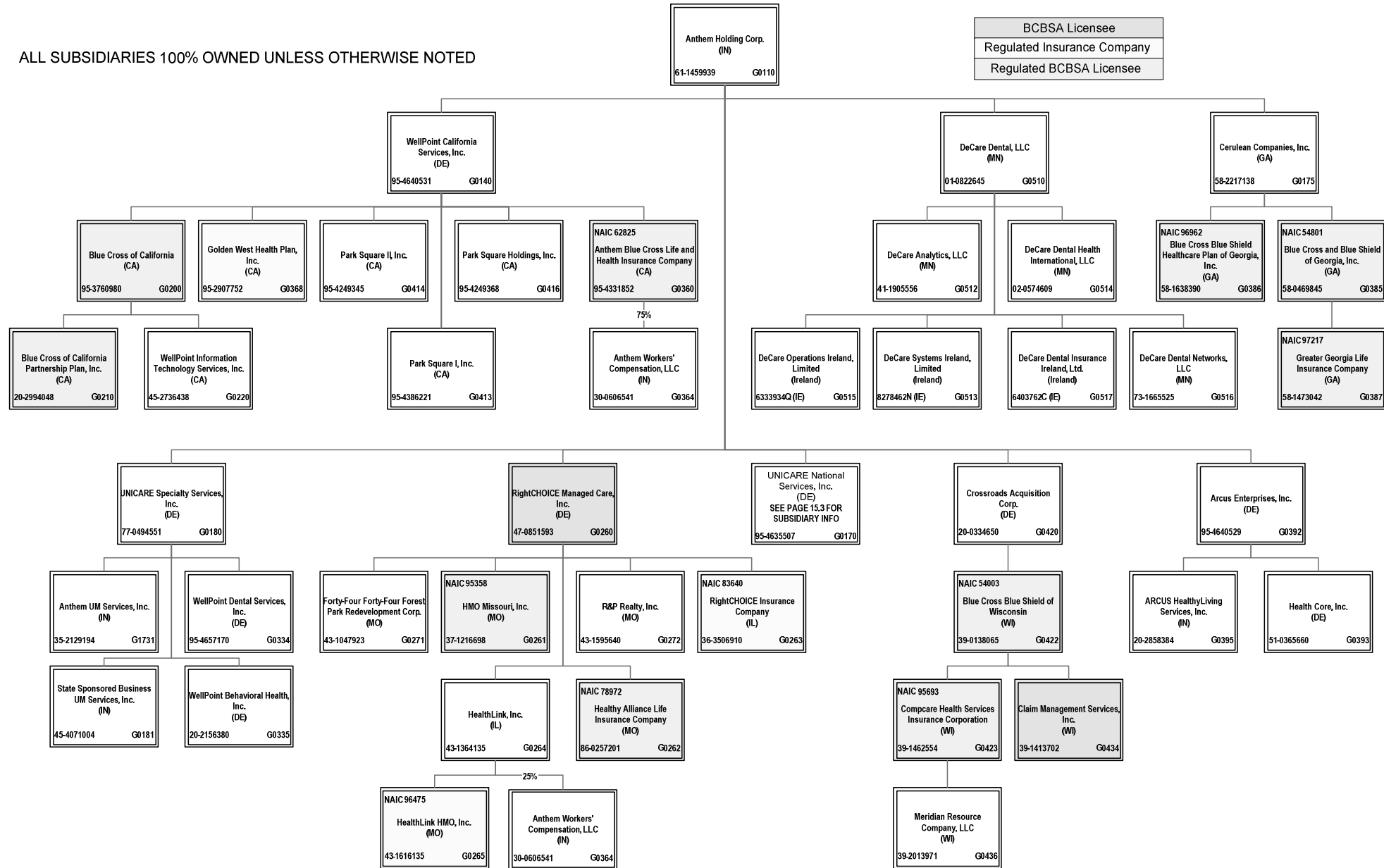


BCBSA Licensee
Regulated Insurance Company
Regulated BCBSA Licensee

*36.12 of WPMI, LLC is owned by unaffiliated investors

SCHEDULE Y – INFORMATION CONCERNING ACTIVITIES OF INSURER MEMBERS OF A HOLDING COMPANY GROUP
PART 1 – ORGANIZATIONAL CHART

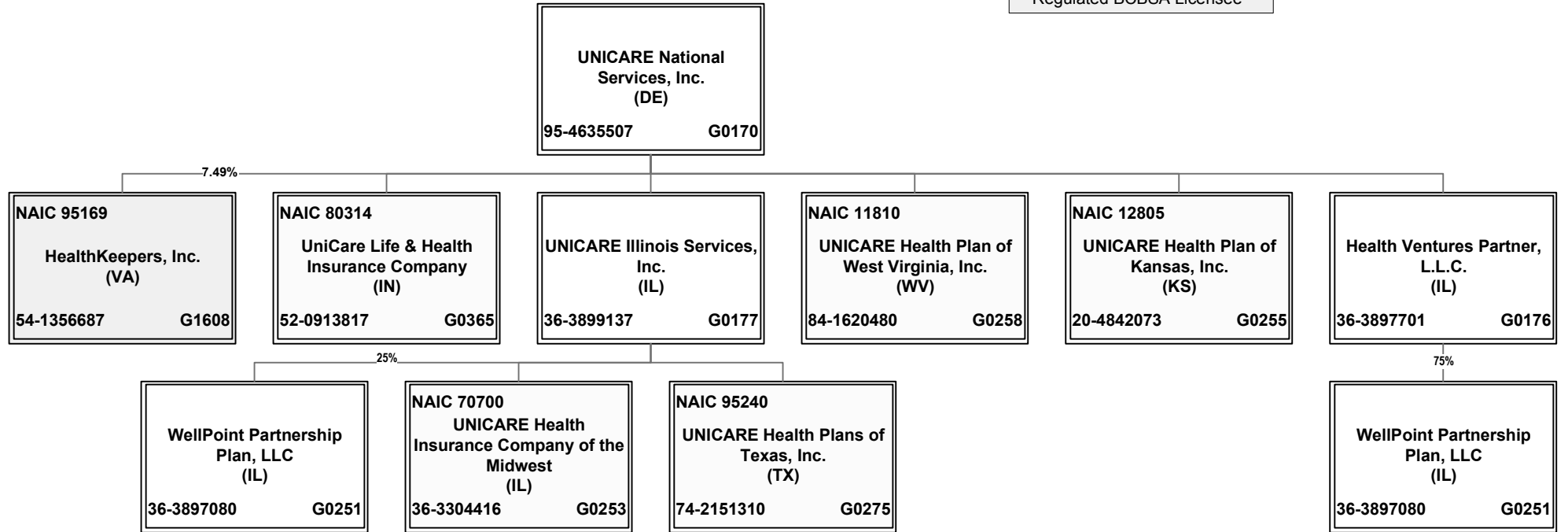
ALL SUBSIDIARIES 100% OWNED UNLESS OTHERWISE NOTED



**SCHEDULE Y – INFORMATION CONCERNING ACTIVITIES OF INSURER MEMBERS OF A HOLDING COMPANY GROUP
PART 1 – ORGANIZATIONAL CHART**

ALL SUBSIDIARIES 100% OWNED UNLESS OTHERWISE NOTED

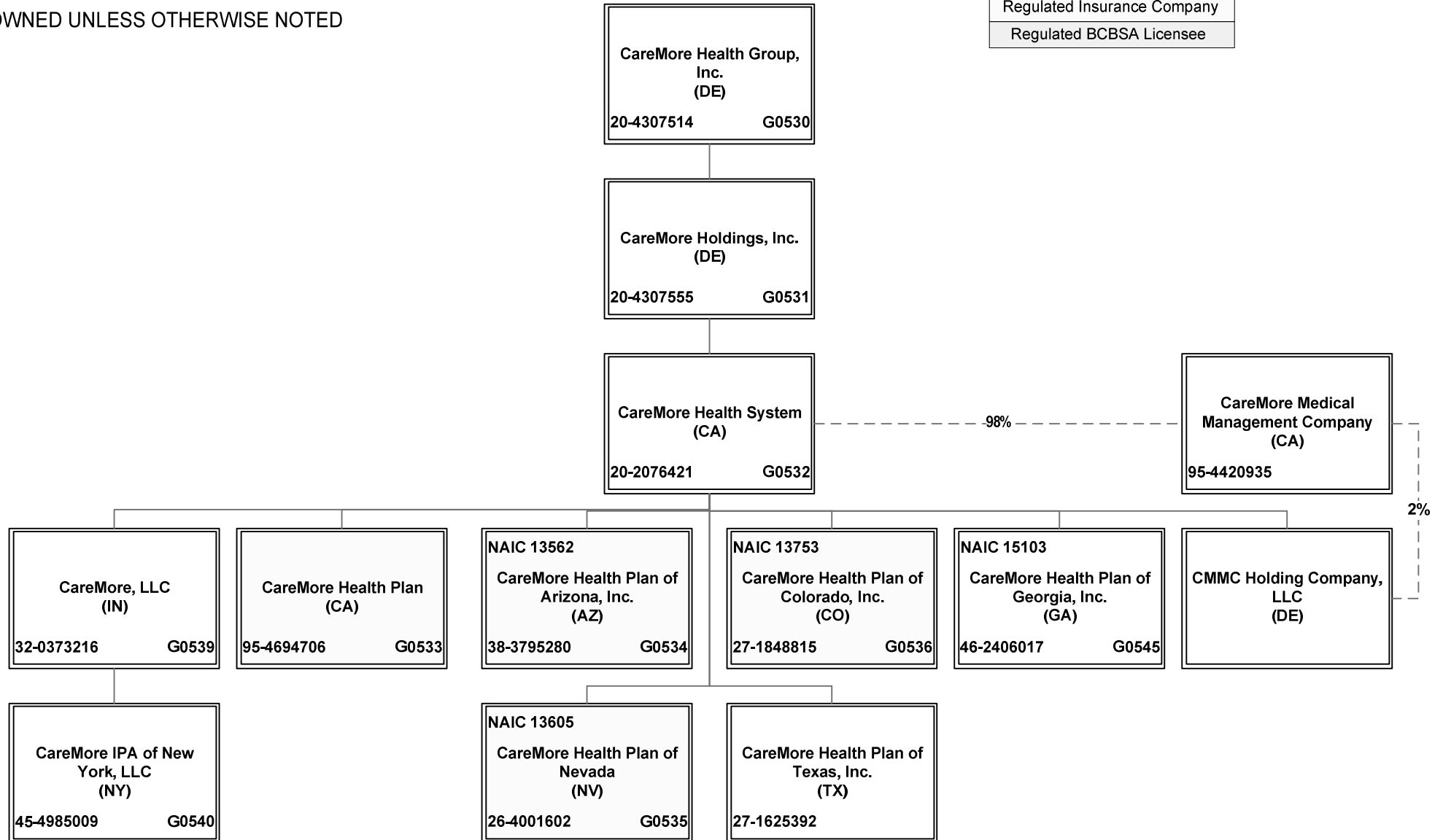
BCBSA Licensee
Regulated Insurance Company
Regulated BCBSA Licensee



**SCHEDULE Y – INFORMATION CONCERNING ACTIVITIES OF INSURER MEMBERS OF A HOLDING COMPANY GROUP
PART 1 – ORGANIZATIONAL CHART**

ALL SUBSIDIARIES 100% OWNED UNLESS OTHERWISE NOTED

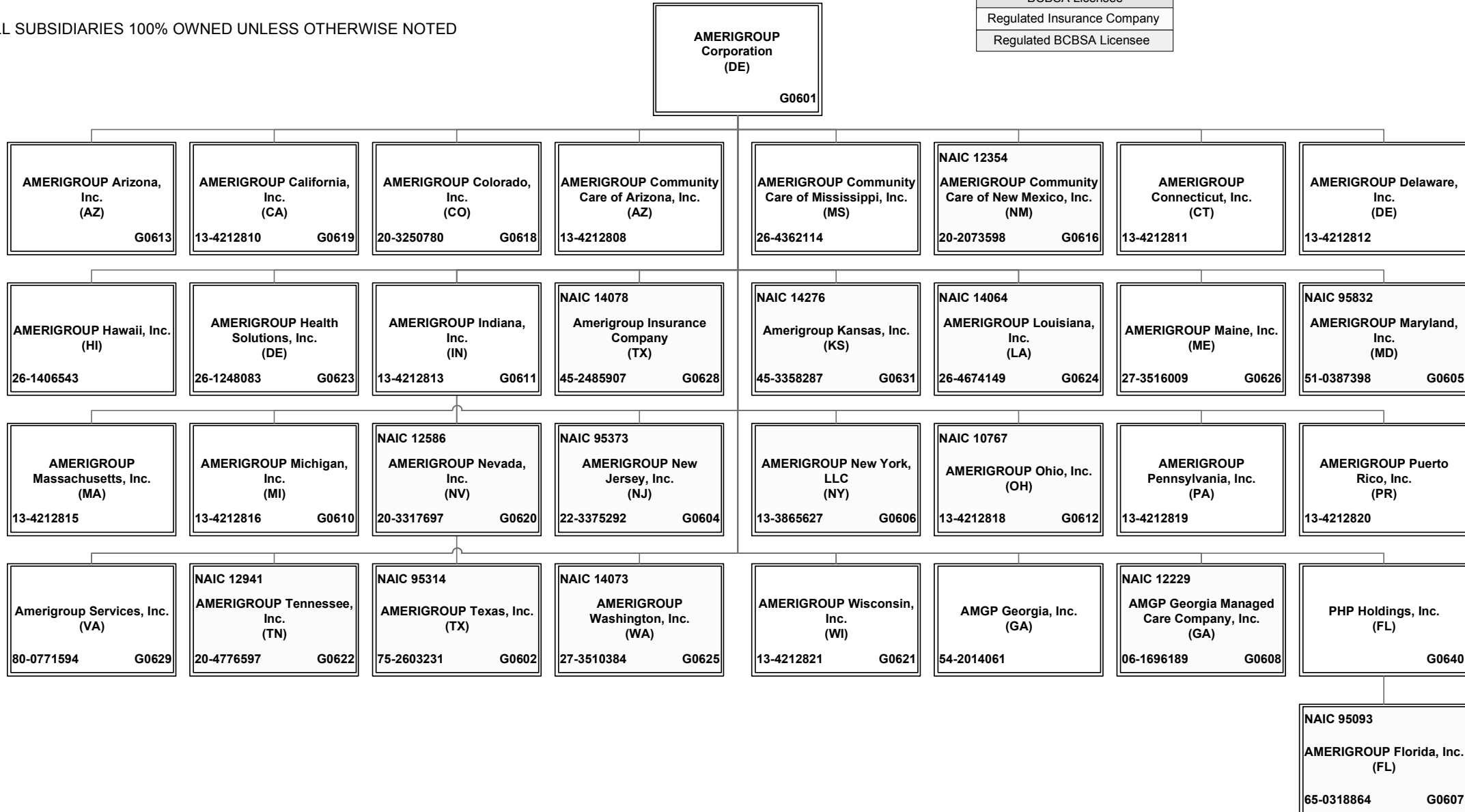
BCBSA Licensee
Regulated Insurance Company
Regulated BCBSA Licensee



**SCHEDULE Y – INFORMATION CONCERNING ACTIVITIES OF INSURER MEMBERS OF A HOLDING COMPANY GROUP
PART 1 – ORGANIZATIONAL CHART**

ALL SUBSIDIARIES 100% OWNED UNLESS OTHERWISE NOTED

BCBSA Licensee
Regulated Insurance Company
Regulated BCBSA Licensee



STATEMENT AS OF MARCH 31, 2014 OF THE Amerigroup Ohio, Inc.

SCHEDULE Y

PART 1A - DETAIL OF INSURANCE HOLDING COMPANY SYSTEM

1	2	3	4	5	6	7	8	9	10	11	12	13	14	15
Group Code	Group Name	NAIC Company Code	Federal ID Number	Federal RSSD	CIK	Name of Securities Exchange if Publicly Traded (U.S. or International)	Names of Parent, Subsidiaries Or Affiliates	Domiciliary Location	Relationship to Reporting Entity	Directly Controlled by (Name of Entity/Person)	Type of Control (Ownership, Board, Management, Attorney-in-Fact, Influence, Other)	If Control is Ownership Provide Percentage	Ultimate Controlling Entity(ies)/Person(s)	*
0671	WellPoint, Inc.	11069	36-4384128				American Imaging Management East, LLC	DE	IA	American Imaging Management, Inc.	Ownership	100.000	WellPoint, Inc.	
0671	WellPoint, Inc.		36-3692630				American Imaging Management, Inc.	IL	NIA	Imaging Management Holdings, L.L.C.	Ownership	100.000	WellPoint, Inc.	
0671	WellPoint, Inc.						AMERIGROUP Arizona, Inc.	AZ	NIA	AMERIGROUP Corporation	Ownership	100.000	WellPoint, Inc.	
0671	WellPoint, Inc.		13-4212810				AMERIGROUP California, Inc.	CA	NIA	AMERIGROUP Corporation	Ownership	100.000	WellPoint, Inc.	
0671	WellPoint, Inc.		20-3250780				AMERIGROUP Colorado, Inc.	CO	NIA	AMERIGROUP Corporation	Ownership	100.000	WellPoint, Inc.	
0671	WellPoint, Inc.		13-4212808				AMERIGROUP Community Care of Arizona, Inc.	AZ	NIA	AMERIGROUP Corporation	Ownership	100.000	WellPoint, Inc.	
0671	WellPoint, Inc.		26-4362114				AMERIGROUP Community Care of Mississippi, Inc.	MS	NIA	AMERIGROUP Corporation	Ownership	100.000	WellPoint, Inc.	
0671	WellPoint, Inc.						AMERIGROUP Community Care of New Mexico, Inc.	NM	IA	AMERIGROUP Corporation	Ownership	100.000	WellPoint, Inc.	
0671	WellPoint, Inc.	12354	20-2073598				AMERIGROUP Connecticut, Inc.	CT	NIA	AMERIGROUP Corporation	Ownership	100.000	WellPoint, Inc.	
0671	WellPoint, Inc.		13-4212811				AMERIGROUP Corporation	DE	UDP	ATH Holding Company, LLC	Ownership	100.000	WellPoint, Inc.	
0671	WellPoint, Inc.		13-4212812				AMERIGROUP Delaware, Inc.	DE	NIA	AMERIGROUP Corporation	Ownership	100.000	WellPoint, Inc.	
0671	WellPoint, Inc.	95093	65-0318864				AMERIGROUP Florida, Inc.	FL	IA	PHP Holdings, Inc.	Ownership	100.000	WellPoint, Inc.	
0671	WellPoint, Inc.		26-1406543				AMERIGROUP Hawaii, Inc.	HI	NIA	AMERIGROUP Corporation	Ownership	100.000	WellPoint, Inc.	
0671	WellPoint, Inc.		26-1248083				AMERIGROUP Health Solutions, Inc.	DE	NIA	AMERIGROUP Corporation	Ownership	100.000	WellPoint, Inc.	
0671	WellPoint, Inc.		13-4212813				AMERIGROUP Indiana, Inc.	IN	NIA	AMERIGROUP Corporation	Ownership	100.000	WellPoint, Inc.	
0671	WellPoint, Inc.	14078	45-2485907				Amerigroup Insurance Company	TX	IA	AMERIGROUP Corporation	Ownership	100.000	WellPoint, Inc.	
0671	WellPoint, Inc.	14276	45-3358287				Amerigroup Kansas, Inc.	KS	IA	AMERIGROUP Corporation	Ownership	100.000	WellPoint, Inc.	
0671	WellPoint, Inc.	14064	26-4674149				AMERIGROUP Louisiana, Inc.	LA	IA	AMERIGROUP Corporation	Ownership	100.000	WellPoint, Inc.	
0671	WellPoint, Inc.		27-3516009				AMERIGROUP Maine, Inc.	ME	NIA	AMERIGROUP Corporation	Ownership	100.000	WellPoint, Inc.	
0671	WellPoint, Inc.	95832	51-0387398				AMERIGROUP Maryland, Inc.	MD	IA	AMERIGROUP Corporation	Ownership	100.000	WellPoint, Inc.	
0671	WellPoint, Inc.		13-4212815				AMERIGROUP Massachusetts, Inc.	MA	NIA	AMERIGROUP Corporation	Ownership	100.000	WellPoint, Inc.	
0671	WellPoint, Inc.		13-4212816				AMERIGROUP Michigan, Inc.	MI	NIA	AMERIGROUP Corporation	Ownership	100.000	WellPoint, Inc.	
0671	WellPoint, Inc.	12586	20-3317697				AMERIGROUP Nevada, Inc.	NV	IA	AMERIGROUP Corporation	Ownership	100.000	WellPoint, Inc.	
0671	WellPoint, Inc.	95373	22-3375292				AMERIGROUP New Jersey, Inc.	NJ	IA	AMERIGROUP Corporation	Ownership	100.000	WellPoint, Inc.	
0671	WellPoint, Inc.		13-3865627				AMERIGROUP New York, LLC	NY	IA	AMERIGROUP Corporation	Ownership	100.000	WellPoint, Inc.	0100
0671	WellPoint, Inc.	10767	13-4212818				AMERIGROUP Ohio, Inc.	OH	RE	AMERIGROUP Corporation	Ownership	100.000	WellPoint, Inc.	
0671	WellPoint, Inc.		13-4212819				AMERIGROUP Pennsylvania, Inc.	PA	NIA	AMERIGROUP Corporation	Ownership	100.000	WellPoint, Inc.	
0671	WellPoint, Inc.		13-4212820				AMERIGROUP Puerto Rico, Inc.	PR	NIA	AMERIGROUP Corporation	Ownership	100.000	WellPoint, Inc.	
0671	WellPoint, Inc.		80-0771594				Amerigroup Services, Inc.	VA	NIA	AMERIGROUP Corporation	Ownership	100.000	WellPoint, Inc.	
0671	WellPoint, Inc.	12941	20-4776597				AMERIGROUP Tennessee, Inc.	TN	IA	AMERIGROUP Corporation	Ownership	100.000	WellPoint, Inc.	
0671	WellPoint, Inc.	95314	75-2603231				AMERIGROUP Texas, Inc.	TX	IA	AMERIGROUP Corporation	Ownership	100.000	WellPoint, Inc.	
0671	WellPoint, Inc.	14073	27-3510384				AMERIGROUP Washington, Inc.	WA	IA	AMERIGROUP Corporation	Ownership	100.000	WellPoint, Inc.	
0671	WellPoint, Inc.		13-4212821				AMERIGROUP Wisconsin, Inc.	WI	NIA	AMERIGROUP Corporation	Ownership	100.000	WellPoint, Inc.	
0671	WellPoint, Inc.		54-2014061				AMGP Georgia, Inc.	GA	NIA	AMERIGROUP Corporation	Ownership	100.000	WellPoint, Inc.	
0671	WellPoint, Inc.	12229	06-1696189				AMGP Georgia Managed Care Company, Inc.	GA	IA	AMERIGROUP Corporation	Ownership	100.000	WellPoint, Inc.	
0671	WellPoint, Inc.	62825	95-4331852				Anthem Blue Cross Life and Health Insurance Company	CA	IA	WellPoint California Services, Inc.	Ownership	100.000	WellPoint, Inc.	
0671	WellPoint, Inc.		35-1898945				Anthem Financial, Inc.	DE	NIA	Associated Group, Inc.	Ownership	100.000	WellPoint, Inc.	
0671	WellPoint, Inc.		26-1498094				Anthem Health Insurance Company of Nevada	NV	NIA	HMO Colorado, Inc.	Ownership	100.000	WellPoint, Inc.	
0671	WellPoint, Inc.	95120	61-1237516				Anthem Health Plans of Kentucky, Inc.	KY	IA	ATH Holding Company, LLC	Ownership	100.000	WellPoint, Inc.	
0671	WellPoint, Inc.	52618	31-1705652				Anthem Health Plans of Maine, Inc.	ME	IA	ATH Holding Company, LLC	Ownership	100.000	WellPoint, Inc.	
0671	WellPoint, Inc.						Anthem Health Plans of New Hampshire, Inc.	NH	IA	ATH Holding Company, LLC	Ownership	100.000	WellPoint, Inc.	
0671	WellPoint, Inc.	53759	02-0510530				Anthem Health Plans of Virginia, Inc.	VA	IA	Anthem Southeast, Inc.	Ownership	100.000	WellPoint, Inc.	
0671	WellPoint, Inc.	71835	54-0357120	40003317			Anthem Health Plans, Inc.	CT	IA	ATH Holding Company, LLC	Ownership	100.000	WellPoint, Inc.	
0671	WellPoint, Inc.	60217	06-1475928				Anthem Holding Corp.	IN	NIA	WellPoint, Inc.	Ownership	100.000	WellPoint, Inc.	
0671	WellPoint, Inc.	28207	35-0781558				Anthem Insurance Companies, Inc.	IN	IA	WellPoint, Inc.	Ownership	100.000	WellPoint, Inc.	

STATEMENT AS OF MARCH 31, 2014 OF THE Amerigroup Ohio, Inc.

SCHEDULE Y
PART 1A - DETAIL OF INSURANCE HOLDING COMPANY SYSTEM

1	2	3	4	5	6	7	8	9	10	11	12	13	14	15
Group Code	Group Name	NAIC Company Code	Federal ID Number	Federal RSSD	CIK	Name of Securities Exchange if Publicly Traded (U.S. or International)	Names of Parent, Subsidiaries Or Affiliates	Domiciliary Location	Relationship to Reporting Entity	Directly Controlled by (Name of Entity/Person)	Type of Control (Ownership, Board, Management, Attorney-in-Fact, Influence, Other)	If Control is Ownership Provide Percentage	Ultimate Controlling Entity(ies)/Person(s)	*
...0671	WellPoint, Inc.	13573	20-5876774				Anthem Life & Disability Insurance Company	..NY..	..IA..	WellPoint Acquisition, LLC Rocky Mountain Hospital and Medical Service, Inc.	Ownership	100.000	WellPoint, Inc.	
...0671	WellPoint, Inc.	61069	35-0980405				Anthem Life Insurance Company	..IN..	..IA..	Anthem Southeast, Inc.	Ownership	100.000	WellPoint, Inc.	
...0671	WellPoint, Inc.		32-0031791				Anthem Southeast, Inc.	..IN..	..NIA..	WellPoint, Inc.	Ownership	100.000	WellPoint, Inc.	
...0671	WellPoint, Inc.		35-2129194				Anthem UM Services, Inc.	..IN..	..NIA..	UNICARE Specialty Services, Inc. Anthem Blue Cross Life and Health Insurance Company	Ownership	100.000	WellPoint, Inc.	
...0671	WellPoint, Inc.		30-0606541				Anthem Workers' Compensation, LLC	..IN..	..NIA..	HealthLink, Inc.	Ownership	75.000	WellPoint, Inc.	
...0671	WellPoint, Inc.		30-0606541				Anthem Workers' Compensation, LLC	..IN..	..NIA..	Anthem Holding Corp.	Ownership	25.000	WellPoint, Inc.	
...0671	WellPoint, Inc.		95-4640529				Arcus Enterprises, Inc.	..DE..	..NIA..	Arcus Enterprises, Inc.	Ownership	100.000	WellPoint, Inc.	
...0671	WellPoint, Inc.		20-2858384				ARCUS HealthLiving Services, Inc.	..IN..	..NIA..	Anthem Insurance Companies, Inc.	Ownership	100.000	WellPoint, Inc.	
...0671	WellPoint, Inc.		35-1292384				Associated Group, Inc.	..IN..	..NIA..	WellPoint, Inc.	Ownership	100.000	WellPoint, Inc.	
...0671	WellPoint, Inc.		11-3713086				ATH Holding Company, LLC	..IN..	..UIP..	WellPoint, Inc.	Ownership	100.000	WellPoint, Inc.	
...0671	WellPoint, Inc.	54801	58-0469845				Blue Cross and Blue Shield of Georgia, Inc.	..GA..	..IA..	Cerulean Companies, Inc.	Ownership	100.000	WellPoint, Inc.	
...0671	WellPoint, Inc.	96962	58-1638390				Blue Cross Blue Shield Healthcare Plan of Georgia, Inc.	..GA..	..IA..	Cerulean Companies, Inc.	Ownership	100.000	WellPoint, Inc.	
...0671	WellPoint, Inc.	54003	39-0138065				Blue Cross Blue Shield of Wisconsin	..WI..	..IA..	Crossroads Acquisition Corp.	Ownership	100.000	WellPoint, Inc.	
...0671	WellPoint, Inc.		95-3760980				Blue Cross of California	..CA..	..IA..	WellPoint California Services, Inc.	Ownership	100.000	WellPoint, Inc.	..0101
...0671	WellPoint, Inc.		20-2994048				Blue Cross of California Partnership Plan, Inc.	..CA..	..IA..	Blue Cross of California	Ownership	100.000	WellPoint, Inc.	..0102
...0671	WellPoint, Inc.		20-4307514				CareMore Health Group, Inc.	..DE..	..NIA..	ATH Holding Company, LLC	Ownership	100.000	WellPoint, Inc.	
...0671	WellPoint, Inc.		95-4694706				CareMore Health Plan	..CA..	..IA..	CareMore Health System	Ownership	100.000	WellPoint, Inc.	..0103
...0671	WellPoint, Inc.	13562	38-3795280				CareMore Health Plan of Arizona, Inc.	..AZ..	..IA..	CareMore Health System	Ownership	100.000	WellPoint, Inc.	
...0671	WellPoint, Inc.	13753	27-1848815				CareMore Health Plan of Colorado, Inc.	..CO..	..IA..	CareMore Health System	Ownership	100.000	WellPoint, Inc.	
...0671	WellPoint, Inc.		46-2406017				CareMore Health Plan of Georgia, Inc.	..GA..	..NIA..	CareMore Health System	Ownership	100.000	WellPoint, Inc.	
...0671	WellPoint, Inc.	13605	26-4001602				CareMore Health Plan of Nevada	..NV..	..IA..	CareMore Health System	Ownership	100.000	WellPoint, Inc.	
...0671	WellPoint, Inc.		27-1625392				CareMore Health Plan of Texas, Inc.	..TX..	..NIA..	CareMore Health System	Ownership	100.000	WellPoint, Inc.	
...0671	WellPoint, Inc.		20-4307555				CareMore Holdings, Inc.	..DE..	..NIA..	CareMore Health Group, Inc.	Ownership	100.000	WellPoint, Inc.	
...0671	WellPoint, Inc.		45-4985009				CareMore IPA of New York, LLC	..NY..	..NIA..	CareMore, LLC	Ownership	100.000	WellPoint, Inc.	
...0671	WellPoint, Inc.		32-0373216				CareMore, LLC	..IN..	..NIA..	CareMore Health System	Ownership	100.000	WellPoint, Inc.	
...0671	WellPoint, Inc.		20-2076421				CareMore Health System	..CA..	..NIA..	CareMore Holdings, Inc.	Ownership	100.000	WellPoint, Inc.	
...0671	WellPoint, Inc.		95-4420935				CareMore Medical Management Company	..CA..	..NIA..	CareMore Health System	Ownership	98.000	WellPoint, Inc.	
...0671	WellPoint, Inc.		95-4420935				CareMore Medical Management Company	..CA..	..NIA..	CMMC Holding Company, LLC	Ownership	2.000	WellPoint, Inc.	
...0671	WellPoint, Inc.						CareNex Health Services, LLC	..DE..	..NIA..	SellCore, Inc.	Ownership	100.000	WellPoint, Inc.	
...0671	WellPoint, Inc.		58-2217138				Cerulean Companies, Inc.	..GA..	..NIA..	Anthem Holding Corp.	Ownership	100.000	WellPoint, Inc.	
...0671	WellPoint, Inc.		39-1413702				Claim Management Services, Inc.	..WI..	..NIA..	Blue Cross Blue Shield of Wisconsin	Ownership	100.000	WellPoint, Inc.	
...0671	WellPoint, Inc.						CMMC Holding Company, LLC	..DE..	..NIA..	CareMore Health System	Ownership	100.000	WellPoint, Inc.	
...0671	WellPoint, Inc.	10345	31-1440175				Community Insurance Company	..OH..	..IA..	ATH Holding Company, LLC	Ownership	100.000	WellPoint, Inc.	
...0671	WellPoint, Inc.						Compcare Health Services Insurance Corporation	..WI..	..IA..	Blue Cross Blue Shield of Wisconsin	Ownership	100.000	WellPoint, Inc.	
...0671	WellPoint, Inc.	95693	39-1462554				Crossroads Acquisition Corp.	..DE..	..NIA..	Anthem Holding Corp.	Ownership	100.000	WellPoint, Inc.	
...0671	WellPoint, Inc.		20-0334650				DeCare Analytics, LLC	..MN..	..NIA..	DeCare Dental, LLC	Ownership	100.000	WellPoint, Inc.	
...0671	WellPoint, Inc.		41-1905556				DeCare Dental Health International, LLC	..MN..	..NIA..	DeCare Dental, LLC	Ownership	100.000	WellPoint, Inc.	
...0671	WellPoint, Inc.		02-0574609				DeCare Dental Insurance Ireland, Ltd.	..JRL..	..NIA..	DeCare Dental, LLC	Ownership	100.000	WellPoint, Inc.	
...0671	WellPoint, Inc.		73-1665525				DeCare Dental Networks, LLC	..MN..	..NIA..	DeCare Dental, LLC	Ownership	100.000	WellPoint, Inc.	
...0671	WellPoint, Inc.		01-0822645				DeCare Dental, LLC	..MN..	..NIA..	Anthem Holding Corp.	Ownership	100.000	WellPoint, Inc.	
...0671	WellPoint, Inc.						DeCare Operations Ireland, Limited	..JRL..	..NIA..	DeCare Dental, LLC	Ownership	100.000	WellPoint, Inc.	
...0671	WellPoint, Inc.						DeCare Systems Ireland, Limited	..JRL..	..NIA..	DeCare Dental, LLC	Ownership	100.000	WellPoint, Inc.	
...0671	WellPoint, Inc.		26-2544715				Designated Agent Company, Inc.	..KY..	..NIA..	Anthem Health Plans of Kentucky, Inc.	Ownership	100.000	WellPoint, Inc.	
...0671	WellPoint, Inc.		13-3934328				EHC Benefits Agency, Inc.	..NY..	..NIA..	WellPoint Holding Corp	Ownership	100.000	WellPoint, Inc.	

STATEMENT AS OF MARCH 31, 2014 OF THE Amerigroup Ohio, Inc.

SCHEDULE Y

PART 1A - DETAIL OF INSURANCE HOLDING COMPANY SYSTEM

1	2	3	4	5	6	7	8	9	10	11	12	13	14	15
Group Code	Group Name	NAIC Company Code	Federal ID Number	Federal RSSD	CIK	Name of Securities Exchange if Publicly Traded (U.S. or International)	Names of Parent, Subsidiaries Or Affiliates	Domiciliary Location	Relationship to Reporting Entity	Directly Controlled by (Name of Entity/Person)	Type of Control (Ownership, Board, Management, Attorney-in-Fact, Influence, Other)	If Control is Ownership Provide Percentage	Ultimate Controlling Entity(ies)/Person(s)	*
0671	WellPoint, Inc.	55093	23-7391136				Empire HealthChoice Assurance, Inc.	NY	IA	WellPoint Holding Corp	Ownership	100.000	WellPoint, Inc.	
0671	WellPoint, Inc.	95433	13-3874803				Empire HealthChoice HMO, Inc.	NY	IA	Empire HealthChoice Assurance, Inc.	Ownership	100.000	WellPoint, Inc.	
0671	WellPoint, Inc.		43-1047923				Forty-Four Forty-Four Forest Park Redevelopment Corp.	MO	NIA	RightCHOICE Managed Care, Inc.	Ownership	100.000	WellPoint, Inc.	
0671	WellPoint, Inc.		95-2907752				Golden West Health Plan, Inc.	CA	IA	WellPoint California Services, Inc.	Ownership	100.000	WellPoint, Inc.	0104
0671	WellPoint, Inc.		26-4286154				Government Health Services, LLC	WI	NIA	ATH Holding Company, LLC	Ownership	100.000	WellPoint, Inc.	
0671	WellPoint, Inc.	97217	58-1473042				Greater Georgia Life Insurance Company	GA	IA	Blue Cross and Blue Shield of Georgia, Inc.	Ownership	100.000	WellPoint, Inc.	
0671	WellPoint, Inc.		51-0365660				Health Core, Inc.	DE	NIA	Arcus Enterprises, Inc.	Ownership	100.000	WellPoint, Inc.	
0671	WellPoint, Inc.		54-1237939				Health Management Corporation	VA	NIA	Southeast Services, Inc.	Ownership	100.000	WellPoint, Inc.	
0671	WellPoint, Inc.		36-3897701				Health Ventures Partner, L.L.C.	IL	NIA	UNICARE National Services, Inc.	Ownership	100.000	WellPoint, Inc.	
0671	WellPoint, Inc.	95169	54-1356687				HealthKeepers, Inc.	VA	IA	Anthem Southeast, Inc.	Ownership	92.510	WellPoint, Inc.	
0671	WellPoint, Inc.	95169	54-1356687				HealthKeepers, Inc.	VA	IA	UNICARE National Services, Inc.	Ownership	7.490	WellPoint, Inc.	
0671	WellPoint, Inc.	96475	43-1616135				HealthLink HMO, Inc.	MO	IA	HealthLink, Inc.	Ownership	100.000	WellPoint, Inc.	
0671	WellPoint, Inc.		43-1364135				HealthLink, Inc.	IL	NIA	RightCHOICE Managed Care, Inc.	Ownership	100.000	WellPoint, Inc.	
0671	WellPoint, Inc.	78972	86-0257201				Healthy Alliance Life Insurance Company	MO	IA	RightCHOICE Managed Care, Inc.	Ownership	100.000	WellPoint, Inc.	
0671	WellPoint, Inc.	95473	84-1017384				HMO Colorado, Inc.	CO	IA	Rocky Mountain Hospital and Medical Service, Inc.	Ownership	100.000	WellPoint, Inc.	
0671	WellPoint, Inc.	95358	37-1216698				HMO Missouri, Inc.	MO	IA	RightCHOICE Managed Care, Inc.	Ownership	100.000	WellPoint, Inc.	
0671	WellPoint, Inc.		75-2619605				Imaging Management Holdings, L.L.C.	DE	UIP	ATH Holding Company, LLC	Ownership	100.000	WellPoint, Inc.	
0671	WellPoint, Inc.		56-2368286				Imaging Providers of Texas (non-profit)	TX	NIA	American Imaging Management, Inc.	Ownership	100.000	WellPoint, Inc.	
0671	WellPoint, Inc.	95527	02-0494919				Matthew Thornton Health Plan, Inc.	NH	IA	Anthem Health Plans of New Hampshire, Inc.	Ownership	100.000	WellPoint, Inc.	
0671	WellPoint, Inc.		39-2013971				Meridian Resource Company, LLC	WI	NIA	Compcare Health Services Insurance Corporation	Ownership	100.000	WellPoint, Inc.	
0671	WellPoint, Inc.		35-1840597				National Government Services, Inc.	IN	NIA	Anthem Insurance Companies, Inc.	Ownership	100.000	WellPoint, Inc.	
0671	WellPoint, Inc.		46-1595582				National Telehealth Network, LLC	DE	NIA	Sellcore, Inc.	Ownership	50.000	WellPoint, Inc.	0105
0671	WellPoint, Inc.	85286	75-1461960				OneNation Insurance Company	IN	IA	ATH Holding Company, LLC	Ownership	100.000	WellPoint, Inc.	
0671	WellPoint, Inc.		95-4249368				Park Square Holdings, Inc.	CA	NIA	WellPoint California Services, Inc.	Ownership	100.000	WellPoint, Inc.	
0671	WellPoint, Inc.		95-4386221				Park Square I, Inc.	CA	NIA	WellPoint California Services, Inc.	Ownership	100.000	WellPoint, Inc.	
0671	WellPoint, Inc.		95-4249345				Park Square II, Inc.	CA	NIA	WellPoint California Services, Inc.	Ownership	100.000	WellPoint, Inc.	
0671	WellPoint, Inc.		43-1595640				PHP Holdings, Inc.	FL	NIA	AMERIGROUP Corporation	Ownership	100.000	WellPoint, Inc.	
0671	WellPoint, Inc.		43-1595640				R & P Realty, Inc.	MO	NIA	RightCHOICE Managed Care, Inc.	Ownership	100.000	WellPoint, Inc.	
0671	WellPoint, Inc.		56-2396739				Resolution Health, Inc.	DE	NIA	Anthem Southeast, Inc.	Ownership	100.000	WellPoint, Inc.	
0671	WellPoint, Inc.	83640	36-3506910				RightCHOICE Insurance Company	IL	IA	RightCHOICE Managed Care, Inc.	Ownership	100.000	WellPoint, Inc.	
0671	WellPoint, Inc.		47-0851593				RightCHOICE Managed Care, Inc.	DE	NIA	Anthem Holding Corp.	Ownership	100.000	WellPoint, Inc.	
0671	WellPoint, Inc.	11011	84-0747736				Rocky Mountain Hospital and Medical Service, Inc.	CO	IA	ATH Holding Company, LLC	Ownership	100.000	WellPoint, Inc.	
0671	WellPoint, Inc.		20-0473316				SellCore, Inc.	DE	NIA	WellPoint, Inc.	Ownership	100.000	WellPoint, Inc.	
0671	WellPoint, Inc.		55-0712302				Southeast Services, Inc.	VA	NIA	Anthem Southeast, Inc.	Ownership	100.000	WellPoint, Inc.	
0671	WellPoint, Inc.		45-4071004				State Sponsored Business UM Services, Inc.	IN	NIA	UNICARE Specialty Services, Inc.	Ownership	100.000	WellPoint, Inc.	
0671	WellPoint, Inc.		35-1835818				The WellPoint Companies, Inc.	IN	NIA	ATH Holding Company, LLC	Ownership	100.000	WellPoint, Inc.	
0671	WellPoint, Inc.		45-5443372				The WellPoint Companies of California, Inc.	CA	NIA	ATH Holding Company, LLC	Ownership	100.000	WellPoint, Inc.	
0671	WellPoint, Inc.		43-1967924				TrustSolutions, LLC	WI	NIA	Government Health Services, LLC	Ownership	100.000	WellPoint, Inc.	
0671	WellPoint, Inc.	70700	36-3304416				UNICARE Health Insurance Company of the Midwest	IL	IA	UNICARE Illinois Services, Inc.	Ownership	100.000	WellPoint, Inc.	
0671	WellPoint, Inc.	12805	20-4842073				UNICARE Health Plan of Kansas, Inc.	KS	IA	UNICARE National Services, Inc.	Ownership	100.000	WellPoint, Inc.	
0671	WellPoint, Inc.	11810	84-1620480				UNICARE Health Plan of West Virginia, Inc.	WV	IA	UNICARE National Services, Inc.	Ownership	100.000	WellPoint, Inc.	

STATEMENT AS OF MARCH 31, 2014 OF THE Amerigroup Ohio, Inc.

SCHEDULE Y

PART 1A - DETAIL OF INSURANCE HOLDING COMPANY SYSTEM

1	2	3	4	5	6	7	8	9	10	11	12	13	14	15
Group Code	Group Name	NAIC Company Code	Federal ID Number	Federal RSSD	CIK	Name of Securities Exchange if Publicly Traded (U.S. or International)	Names of Parent, Subsidiaries Or Affiliates	Domiciliary Location	Relationship to Reporting Entity	Directly Controlled by (Name of Entity/Person)	Type of Control (Ownership, Board, Management, Attorney-in-Fact, Influence, Other)	If Control is Ownership Provide Percentage	Ultimate Controlling Entity(ies)/Person(s)	*
0671	WellPoint, Inc.	95420	74-2151310				UNICARE Health Plans of Texas, Inc.	TX	IA	UNICARE Illinois Services, Inc.	Ownership	100.000	WellPoint, Inc.	
0671	WellPoint, Inc.		36-3899137				UNICARE Illinois Services, Inc.	IL	NIA	UNICARE National Services, Inc.	Ownership	100.000	WellPoint, Inc.	
0671	WellPoint, Inc.	80314	52-0913817				UNICARE Life & Health Insurance Company	IN	IA	UNICARE National Services, Inc.	Ownership	100.000	WellPoint, Inc.	
0671	WellPoint, Inc.		95-4635507				UNICARE National Services, Inc.	DE	NIA	Anthem Holding Corp.	Ownership	100.000	WellPoint, Inc.	
0671	WellPoint, Inc.		77-0494551				UNICARE Specialty Services, Inc.	DE	NIA	Anthem Holding Corp.	Ownership	100.000	WellPoint, Inc.	
0671	WellPoint, Inc.		36-4014617				UtiliMED IPA, Inc.	NY	NIA	American Imaging Management, Inc.	Ownership	100.000	WellPoint, Inc.	
0671	WellPoint, Inc.		20-4405193				WellPoint Acquisition, LLC	IN	NIA	WellPoint, Inc.	Ownership	100.000	WellPoint, Inc.	
0671	WellPoint, Inc.		20-2156380				WellPoint Behavioral Health, Inc.	DE	NIA	UNICARE Specialty Services, Inc.	Ownership	100.000	WellPoint, Inc.	
0671	WellPoint, Inc.		95-4640531				WellPoint California Services, Inc.	DE	NIA	Anthem Holding Corp.	Ownership	100.000	WellPoint, Inc.	
0671	WellPoint, Inc.		95-4657170				WellPoint Dental Services, Inc.	DE	NIA	UNICARE Specialty Services, Inc.	Ownership	100.000	WellPoint, Inc.	
0671	WellPoint, Inc.		20-3620996				WellPoint Holding Corp	DE	NIA	WellPoint, Inc.	Ownership	100.000	WellPoint, Inc.	
0671	WellPoint, Inc.		45-2736438				WellPoint Information Technology Services, Inc.	CA	NIA	Blue Cross of California	Ownership	100.000	WellPoint, Inc.	
0671	WellPoint, Inc.		36-4595641				WellPoint Insurance Services, Inc.	HI	NIA	WellPoint, Inc.	Ownership	100.000	WellPoint, Inc.	
0671	WellPoint, Inc.		36-3897080				WellPoint Partnership Plan, LLC	IL	NIA	Health Ventures Partner, L.L.C.	Ownership	75.000	WellPoint, Inc.	
0671	WellPoint, Inc.		36-3897080				WellPoint Partnership Plan, LLC	IL	NIA	UNICARE Illinois Services, Inc.	Ownership	25.000	WellPoint, Inc.	
0671	WellPoint, Inc.		35-2145715		6324	New York Stock Exchange (NYSE)	WellPoint, Inc.	IN	UIP				WellPoint, Inc.	
0671	WellPoint, Inc.		98-0552141				WPMI (Shanghai) Enterprise Service Co. Ltd.	CHN	NIA	WPMI, LLC	Ownership	100.000	WellPoint, Inc.	
0671	WellPoint, Inc.		20-8672847				WPMI, LLC	DE	NIA	ATH Holding Company, LLC	Ownership	63.880	WellPoint, Inc.	0106

Asterisk	Explanation
0100	Insurer is deemed to be an insurance affiliate in column 10, but doesn't have an NAIC code in column 3 because it is regulated by the New York State Department of Health.
0101	Insurer is deemed to be an insurance affiliate in column 10, but doesn't have an NAIC code in column 3 because it is regulated by the California Department of Managed Health Care.
0102	Insurer is deemed to be an insurance affiliate in column 10, but doesn't have an NAIC code in column 3 because it is regulated by the California Department of Managed Health Care.
0103	Insurer is deemed to be an insurance affiliate in column 10, but doesn't have an NAIC code in column 3 because it is regulated by the California Department of Managed Health Care.
0104	Insurer is deemed to be an insurance affiliate in column 10, but doesn't have an NAIC code in column 3 because it is regulated by the California Department of Managed Health Care.
0105	50% owned by American Well Corporation
0106	36.12% owned by unaffiliated investors

SUPPLEMENTAL EXHIBITS AND SCHEDULES INTERROGATORIES

The following supplemental reports are required to be filed as part of your statement filing. However, in the event that your company does not transact the type of business for which the special report must be filed, your response of NO to the specific interrogatory will be accepted in lieu of filing a "NONE" report and a bar code will be printed below. If the supplement is required of your company but is not being filed for whatever reason enter SEE EXPLANATION and provide an explanation following the interrogatory questions.

	Response
1. Will the Medicare Part D Coverage Supplement be filed with the state of domicile and the NAIC with this statement?	NO

Explanation:

1.

Bar Code:

1. Medicare Part D Coverage Supplement [Document Identifier 365]



OVERFLOW PAGE FOR WRITE-INS

NONE

STATEMENT AS OF MARCH 31, 2014 OF THE Amerigroup Ohio, Inc.

SCHEDULE A - VERIFICATION

Real Estate

	1 Year to Date	2 Prior Year Ended December 31
1. Book/adjusted carrying value, December 31 of prior year		
2. Cost of acquired:		
2.1 Actual cost at time of acquisition		
2.2 Additional investment made after acquisition		
3. Current year change in encumbrances		
4. Total gain (loss) on disposals		
5. Deduct amounts received on disposals		
6. Total foreign exchange change in book/adjusted carrying value		
7. Deduct current year's other than temporary impairment recognized		
8. Deduct current year's depreciation		
9. Book/adjusted carrying value at the end of current period (Lines 1+2+3+4-5+6-7-8)		
10. Deduct total nonadmitted amounts		
11. Statement value at end of current period (Line 9 minus Line 10)		

NONE

SCHEDULE B - VERIFICATION

Mortgage Loans

	1 Year to Date	2 Prior Year Ended December 31
1. Book value/recorded investment excluding accrued interest, December 31 of prior year		
2. Cost of acquired:		
2.1 Actual cost at time of acquisition		
2.2 Additional investment made after acquisition		
3. Capitalized deferred interest and other		
4. Accrual of discount		
5. Unrealized valuation increase (decrease)		
6. Total gain (loss) on disposals		
7. Deduct amounts received on disposals		
8. Deduct amortization of premium and mortgage interest and commitment fees		
9. Total foreign exchange change in book value/recorded investment excluding accrued interest		
10. Deduct current year's other than temporary impairment recognized		
11. Book value/recorded investment excluding accrued interest at end of current period (Lines 1+2+3+4+5+6-7-8+9-10)		
12. Total valuation allowance		
13. Subtotal (Line 11 plus Line 12)		
14. Deduct total nonadmitted amounts		
15. Statement value at end of current period (Line 13 minus Line 14)		

NONE

SCHEDULE BA - VERIFICATION

Other Long-Term Invested Assets

	1 Year to Date	2 Prior Year Ended December 31
1. Book/adjusted carrying value, December 31 of prior year		
2. Cost of acquired:		
2.1 Actual cost at time of acquisition		
2.2 Additional investment made after acquisition		
3. Capitalized deferred interest and other		
4. Accrual of discount		
5. Unrealized valuation increase (decrease)		
6. Total gain (loss) on disposals		
7. Deduct amounts received on disposals		
8. Deduct amortization of premium and depreciation		
9. Total foreign exchange change in book/adjusted carrying value		
10. Deduct current year's other than temporary impairment recognized		
11. Book/adjusted carrying value at end of current period (Lines 1+2+3+4+5+6-7-8+9-10)		
12. Deduct total nonadmitted amounts		
13. Statement value at end of current period (Line 11 minus Line 12)		

NONE

SCHEDULE D - VERIFICATION

Bonds and Stocks

	1 Year to Date	2 Prior Year Ended December 31
1. Book/adjusted carrying value of bonds and stocks, December 31 of prior year	22,411,412	25,777,337
2. Cost of bonds and stocks acquired	5,662,958	3,871,747
3. Accrual of discount	590	2,260
4. Unrealized valuation increase (decrease)		
5. Total gain (loss) on disposals	16,440	9,584
6. Deduct consideration for bonds and stocks disposed of	2,562,104	6,924,459
7. Deduct amortization of premium	93,649	325,057
8. Total foreign exchange change in book/adjusted carrying value		
9. Deduct current year's other than temporary impairment recognized		
10. Book/adjusted carrying value at end of current period (Lines 1+2+3+4+5-6-7+8-9)	25,435,647	22,411,412
11. Deduct total nonadmitted amounts		
12. Statement value at end of current period (Line 10 minus Line 11)	25,435,647	22,411,412

STATEMENT AS OF MARCH 31, 2014 OF THE Amerigroup Ohio, Inc.

SCHEDULE D - PART 1B

Showing the Acquisitions, Dispositions and Non-Trading Activity
During the Current Quarter for all Bonds and Preferred Stock by NAIC Designation

NAIC Designation	1 Book/Adjusted Carrying Value Beginning of Current Quarter	2 Acquisitions During Current Quarter	3 Dispositions During Current Quarter	4 Non-Trading Activity During Current Quarter	5 Book/Adjusted Carrying Value End of First Quarter	6 Book/Adjusted Carrying Value End of Second Quarter	7 Book/Adjusted Carrying Value End of Third Quarter	8 Book/Adjusted Carrying Value December 31 Prior Year
BONDS								
1. NAIC 1 (a)	24,376,736	8,208,400	3,517,862	(197,043)	28,870,231	0	0	24,376,736
2. NAIC 2 (a)	1,731,942	0	155,000	105,081	1,682,023	0	0	1,731,942
3. NAIC 3 (a)	0				0			
4. NAIC 4 (a)	0				0			
5. NAIC 5 (a)	296,363	0	0	(1,097)	295,266	0	0	296,363
6. NAIC 6 (a)	0				0			
7. Total Bonds	26,405,041	8,208,400	3,672,862	(93,059)	30,847,520	0	0	26,405,041
PREFERRED STOCK								
8. NAIC 1	0				0			
9. NAIC 2	0				0			
10. NAIC 3	0				0			
11. NAIC 4	0				0			
12. NAIC 5	0				0			
13. NAIC 6	0				0			
14. Total Preferred Stock	0	0	0	0	0	0	0	0
15. Total Bonds and Preferred Stock	26,405,041	8,208,400	3,672,862	(93,059)	30,847,520	0	0	26,405,041

(a) Book/Adjusted Carrying Value column for the end of the current reporting period includes the following amount of non-rated short-term and cash equivalent bonds by NAIC designation: NAIC 1 \$; NAIC 2 \$; NAIC 3 \$; NAIC 4 \$; NAIC 5 \$; NAIC 6 \$

S102

SCHEDULE DA - PART 1

Short-Term Investments

	1	2	3	4	5
	Book/Adjusted Carrying Value	Par Value	Actual Cost	Interest Collected Year-to-Date	Paid for Accrued Interest Year-to-Date
9199999 Totals	5,411,873	xxx	5,411,873	51	0

SCHEDULE DA - VERIFICATION

Short-Term Investments

	1	2
	Year To Date	Prior Year Ended December 31
1. Book/adjusted carrying value, December 31 of prior year	3,993,628	18,675,181
2. Cost of short-term investments acquired	2,545,443	25,964,811
3. Accrual of discount		
4. Unrealized valuation increase (decrease)		
5. Total gain (loss) on disposals		
6. Deduct consideration received on disposals	1,127,198	40,646,364
7. Deduct amortization of premium		
8. Total foreign exchange change in book/adjusted carrying value		
9. Deduct current year's other than temporary impairment recognized		
10. Book/adjusted carrying value at end of current period (Lines 1+2+3+4+5-6-7+8-9)	5,411,873	3,993,628
11. Deduct total nonadmitted amounts		
12. Statement value at end of current period (Line 10 minus Line 11)	5,411,873	3,993,628

Schedule DB - Part A - Verification - Options, Caps, Floors, Collars, Swaps and Forwards

N O N E

Schedule DB - Part B - Verification - Futures Contracts

N O N E

Schedule DB - Part C - Section 1 - Replication (Synthetic Asset) Transactions (RSATs) Open

N O N E

Schedule DB-Part C-Section 2-Reconciliation of Replication (Synthetic Asset) Transactions Open

N O N E

Schedule DB - Verification - Book/Adjusted Carrying Value, Fair Value and Potential Exposure of
Derivatives

N O N E

SCHEDULE E - VERIFICATION

(Cash Equivalents)

	1	2
	Year To Date	Prior Year Ended December 31
1. Book/adjusted carrying value, December 31 of prior year	0	3,999,369
2. Cost of cash equivalents acquired		
3. Accrual of discount		2,361
4. Unrealized valuation increase (decrease)		
5. Total gain (loss) on disposals		
6. Deduct consideration received on disposals		4,001,730
7. Deduct amortization of premium		
8. Total foreign exchange change in book/adjusted carrying value		
9. Deduct current year's other than temporary impairment recognized		
10. Book/adjusted carrying value at end of current period (Lines 1+2+3+4+5-6-7+8-9)	0	0
11. Deduct total nonadmitted amounts		
12. Statement value at end of current period (Line 10 minus Line 11)	0	0

Schedule A - Part 2 - Real Estate Acquired and Additions Made

N O N E

Schedule A - Part 3 - Real Estate Disposed

N O N E

Schedule B - Part 2 - Mortgage Loans Acquired

N O N E

Schedule B - Part 3 - Mortgage Loans Disposed, Transferred or Repaid

N O N E

Schedule BA - Part 2 - Other Long-Term Invested Assets Acquired

N O N E

Schedule BA - Part 3 - Other Long-Term Invested Assets Disposed, Transferred or Repaid

N O N E

STATEMENT AS OF MARCH 31, 2014 OF THE Amerigroup Ohio, Inc.

SCHEDULE D - PART 3

Show All Long-Term Bonds and Stock Acquired During the Current Quarter

1 CUSIP Identification	2 Description	3 Foreign	4 Date Acquired	5 Name of Vendor	6 Number of Shares of Stock	7 Actual Cost	8 Par Value	9 Paid for Accrued Interest and Dividends	10 NAIC Desig- nation or Market Indicator (a)
912828-PS-3	US TREASURY NOTE 2.000% 01/31/16		03/11/2014	BMO Nesbitt Burns		422,780	410,000	906	1FE
0599999. Subtotal - Bonds - U.S. Governments						422,780	410,000	906	XXX
677521-3V-6	OHIO STATE 4.000% 03/01/19		01/16/2014	Fidelity Capital Markets		3,894,837	3,440,000	0	1FE
1799999. Subtotal - Bonds - U.S. States, Territories and Possessions						3,894,837	3,440,000	0	XXX
31418A-66-8	FNMA POOL MA1770 4.500% 02/01/44		01/30/2014	Nomura Securities		214,373	199,736	300	1
442435-4Q-3	HOUSTON TEX UTIL SYS REV SER C 5.000% 05/15/28		03/13/2014	National Financial Services		73,932	65,000	0	1FE
684517-0B-4	ORANGE CNTY FL SCH BRD COPS Series A 5.000% 08/01/29		03/19/2014	Chase		291,269	265,000	0	1FE
71883P-JJ-2	PHOENIX ARIZ CIVIC IMPT CORP 5.000% 07/01/29		03/19/2014	Goldman Sachs & Co		51,542	45,000	0	1FE
3199999. Subtotal - Bonds - U.S. Special Revenues						631,116	574,736	300	XXX
681936-BA-7	OMEGA HEALTHCARE INVESTORS SERIES 144A 4.950% 04/01/24		03/07/2014	Various		108,565	110,000	6	2FE
963919-AG-6	XILINX CORP 2.125% 03/15/19		03/05/2014	J P Morgan		109,425	110,000	0	1FE
65531W-AA-8	NOMAD CLO LTD SERIES 2013-1A CLASS A1 144A 1.439% 01/15/25	F	02/21/2014	Morgan Stanley		247,500	250,000	420	1FE
92329X-AA-6	VENTURE CDO LTD SERIES 2014-16A CLASS A1L 144A 1.739% 04/15/26	F	02/14/2014	Chase		248,735	250,000	0	1FE
3899999. Subtotal - Bonds - Industrial and Miscellaneous (Unaffiliated)						714,225	720,000	426	XXX
8399997. Total - Bonds - Part 3						5,662,958	5,144,736	1,632	XXX
8399998. Total - Bonds - Part 5						XXX	XXX	XXX	XXX
8399999. Total - Bonds						5,662,958	5,144,736	1,632	XXX
8999997. Total - Preferred Stocks - Part 3						0	XXX	0	XXX
8999998. Total - Preferred Stocks - Part 5						XXX	XXX	XXX	XXX
8999999. Total - Preferred Stocks						0	XXX	0	XXX
9799997. Total - Common Stocks - Part 3						0	XXX	0	XXX
9799998. Total - Common Stocks - Part 5						XXX	XXX	XXX	XXX
9799999. Total - Common Stocks						0	XXX	0	XXX
9899999. Total - Preferred and Common Stocks						0	XXX	0	XXX
9999999 - Totals						5,662,958	XXX	1,632	XXX

(a) For all common stock bearing the NAIC market indicator "U" provide: the number of such issues

STATEMENT AS OF MARCH 31, 2014 OF THE Amerigroup Ohio, Inc.

SCHEDULE D - PART 4

Show All Long-Term Bonds and Stock Sold, Redeemed or Otherwise Disposed of During the Current Quarter

1	2	3	4	5	6	7	8	9	10	Change In Book/Adjusted Carrying Value					16	17	18	19	20	21	22	
										11	12	13	14	15								
CUSIP Identification	Description	Foreign	Disposal Date	Name of Purchaser	Number of Shares of Stock	Consideration	Par Value	Actual Cost	Prior Year Book/Adjusted Carrying Value	Unrealized Valuation Increase/(Decrease)	Current Year's (Amortization)/Accretion	Current Year's Other Than Temporary Impairment Recognized	Total Change in Book/Adjusted Carrying Value (11 + 12 - 13)	Total Foreign Exchange Change in Book /Adjusted Carrying Value	Book/Adjusted Carrying Value at Disposal Date	Foreign Exchange Gain (Loss) on Disposal	Realized Gain (Loss) on Disposal	Total Gain (Loss) on Disposal	Bond Interest/Stock Dividends Received During Year	Stated Contractual Maturity Date	NAIC Designation or Market Indicator (a)	
207758-KV-4	CONNECTICUT ST SPL TAX OBLIG 5.000%		11/01/17			288,013	250,000	292,740	274,336	.0	(1,301)	.0	(1,301)	.0	273,035	.0	14,977	14,977	4,757	11/01/2017	1FE	
3138EK-WE-1	FNMA POOL AL3344 4.500% 10/01/42		03/01/2014	Paine Webber		2,281	2,281	2,444	2,443	.0	(162)	.0	(162)	.0	2,281	.0	.0	.0	.16	10/01/2042	1	
31398A-3K-6	FNMA 1.250% 03/14/14		03/14/2014	Maturity		1,000,000	1,000,000	1,018,280	1,001,517	.0	(1,517)	.0	(1,517)	.0	1,000,000	.0	.0	.0	6,250	03/14/2014	1	
31398A-3R-1	FNMA 1.350% 03/21/14		03/21/2014	Maturity		410,000	410,000	418,569	410,772	.0	(772)	.0	(772)	.0	410,000	.0	.0	.0	2,768	03/21/2014	1	
31403D-DX-4	FNMA POOL 745418 5.500% 04/01/36		03/01/2014	Paydown		11,444	11,444	12,452	12,428	.0	(984)	.0	(984)	.0	11,444	.0	.0	.0	.99	04/01/2036	1	
31417G-CE-4	FNMA POOL AB9068 3.500% 04/01/43		03/01/2014	Paydown		4,143	4,143	4,401	4,397	.0	(254)	.0	(254)	.0	4,143	.0	.0	.0	.34	04/01/2043	1	
31418A-6G-8	FNMA POOL NA1770 4.500% 02/01/44		03/01/2014	Paydown		266	266	286	.0	.0	(20)	.0	(20)	.0	266	.0	.0	.0	.1	02/01/2044	1	
31419D-4K-4	FNMA POOL AE3525 4.000% 03/01/41		03/01/2014	Paydown		2,659	2,659	2,860	2,856	.0	(197)	.0	(197)	.0	2,659	.0	.0	.0	.18	03/01/2041	1	
746189-GB-8	PURDUE UNIV IND UNIV REVS 5.000% 07/01/18		03/13/2014	Pershing		17,547	15,000	17,868	16,756	.0	(80)	.0	(80)	.0	16,676	.0	870	870	535	07/01/2018	1FE	
3199999	Subtotal - Bonds - U.S. Special Revenues					1,736,353	1,695,793	1,769,900	1,725,505	0	(5,287)	0	(5,287)	0	1,720,504	0	15,847	15,847	14,478	XXX	XXX	
235851-AK-8	DANAHER CORP 1.300% 06/23/14		02/21/2014	Southwest Securities		230,727	230,000	231,330	230,236	.0	(75)	.0	(75)	.0	230,160	.0	566	566	523	06/23/2014	1FE	
24422E-RA-9	JOHN DEERE CAPITAL CORP SERIES MTN 1.600%		03/03/14	Goldman Sachs & Co		50,025	50,000	49,951	49,997	.0	.2	.0	.2	.0	49,999	.0	26	26	371	03/03/2014	1FE	
24422E-RA-9	JOHN DEERE CAPITAL CORP SERIES MTN 1.600%		03/03/14	Maturity		150,000	150,000	151,371	150,091	.0	(91)	.0	(91)	.0	150,000	.0	.0	.0	1,200	03/03/2014	1FE	
263534-CG-2	E I DU PONT DE NEMOURS 1.750% 03/25/14		03/25/2014	Maturity		200,000	200,000	203,529	200,340	.0	(340)	.0	(340)	.0	200,000	.0	.0	.0	1,750	03/25/2014	1FE	
816851-AQ-2	SEMPRA ENERGY 2.000% 03/15/14		03/15/2014	Maturity		100,000	100,000	101,510	100,118	.0	(118)	.0	(118)	.0	100,000	.0	.0	.0	1,000	03/15/2014	2FE	
883556-AW-2	THERMO FISHER SCIENTIFIC 2.050% 02/21/14		02/21/2014	Maturity		55,000	55,000	54,984	54,999	.0	.1	.0	.1	.0	55,000	.0	.0	.0	564	02/21/2014	2FE	
80105N-AB-1	SANOFI-AVENTIS 1.625% 03/28/14	F	03/28/2014	Maturity		40,000	40,000	40,748	40,080	.0	(80)	.0	(80)	.0	40,000	.0	.0	.0	325	03/28/2014	1FE	
3899999	Subtotal - Bonds - Industrial and Miscellaneous (Unaffiliated)					825,752	825,000	833,423	825,861	0	(701)	0	(701)	0	825,159	0	592	592	5,733	XXX	XXX	
8399997	Total - Bonds - Part 4					2,562,105	2,520,793	2,603,323	2,551,366	0	(5,988)	0	(5,988)	0	2,545,663	0	16,439	16,439	20,211	XXX	XXX	
8399998	Total - Bonds - Part 5					XXX	XXX	XXX	XXX	XXX	XXX	XXX	XXX	XXX	XXX	XXX	XXX	XXX	XXX	XXX	XXX	XXX
8399999	Total - Bonds					2,562,105	2,520,793	2,603,323	2,551,366	0	(5,988)	0	(5,988)	0	2,545,663	0	16,439	16,439	20,211	XXX	XXX	
8999997	Total - Preferred Stocks - Part 4					0	XXX	0	0	0	0	0	0	0	0	0	0	0	0	XXX	XXX	
8999998	Total - Preferred Stocks - Part 5					XXX	XXX	XXX	XXX	XXX	XXX	XXX	XXX	XXX	XXX	XXX	XXX	XXX	XXX	XXX	XXX	XXX
8999999	Total - Preferred Stocks					0	XXX	0	0	0	0	0	0	0	0	0	0	0	0	XXX	XXX	
9799997	Total - Common Stocks - Part 4					0	XXX	0	0	0	0	0	0	0	0	0	0	0	0	XXX	XXX	
9799998	Total - Common Stocks - Part 5					XXX	XXX	XXX	XXX	XXX	XXX	XXX	XXX	XXX	XXX	XXX	XXX	XXX	XXX	XXX	XXX	XXX
9799999	Total - Common Stocks					0	XXX	0	0	0	0	0	0	0	0	0	0	0	0	XXX	XXX	
9899999	Total - Preferred and Common Stocks					0	XXX	0	0	0	0	0	0	0	0	0	0	0	0	XXX	XXX	
9999999	Total - Totals					2,562,105	2,520,793	2,603,323	2,551,366	0	(5,988)	0	(5,988)	0	2,545,663	0	16,439	16,439	20,211	XXX	XXX	

(a) For all common stock bearing the NAIC market indicator "U" provide: the number of such issues.....

E05

Schedule DB - Part A - Section 1 - Options, Caps, Floors, Collars, Swaps and Forwards Open

N O N E

Schedule DB - Part B - Section 1 - Futures Contracts Open

N O N E

Schedule DB - Part B - Section 1B - Brokers with whom cash deposits have been made

N O N E

Schedule DB - Part D - Section 1 - Counterparty Exposure for Derivative Instruments Open

N O N E

Schedule DB - Part D-Section 2 - Collateral for Derivative Instruments Open - Pledged By

N O N E

Schedule DB - Part D-Section 2 - Collateral for Derivative Instruments Open - Pledged To

N O N E

STATEMENT AS OF MARCH 31, 2014 OF THE Amerigroup Ohio, Inc.

**SCHEDULE DL - PART 1
SECURITIES LENDING COLLATERAL ASSETS**

Reinvested Collateral Assets Owned Current Statement Date

1 CUSIP Identification	2 Description	3 Code	4 NAIC Designation/ Market Indicator	5 Fair Value	6 Book/Adjusted Carrying Value	7 Maturity Date
0599999. Total - U.S. Government Bonds				0	0	XXX
1099999. Total - All Other Government Bonds				0	0	XXX
1799999. Total - U.S. States, Territories and Possessions Bonds				0	0	XXX
2499999. Total - U.S. Political Subdivisions Bonds				0	0	XXX
3199999. Total - U.S. Special Revenues Bonds				0	0	XXX
000000-00-0	PAYABLE/RECEIVABLE		1	(13)	(13)	04/01/2014
000000-00-0	JP MORGAN SECURITIES LLC		1	14,795	14,795	04/01/2014
000000-00-0	HSBC SECURITIES USA INC REPO		1	49,904	49,904	04/01/2014
3299999. Subtotal - Bonds - Industrial and Miscellaneous (Unaffiliated) - Issuer Obligations				64,686	64,686	XXX
000000-00-0	DEUTSCHE BANK SEC INC REPO		1	49,904	49,904	04/01/2014
000000-00-0	GOLDMAN SACHS & CO REPO		1	49,904	49,904	04/01/2014
000000-00-0	CITIGROUP GLOBAL MARKETS INC REPO		1	49,904	49,904	04/01/2014
3399999. Subtotal - Bonds - Industrial and Miscellaneous (Unaffiliated) - Residential Mortgage-Backed Securities				149,712	149,712	XXX
3899999. Total - Industrial and Miscellaneous (Unaffiliated) Bonds				214,398	214,398	XXX
4899999. Total - Hybrid Securities				0	0	XXX
5599999. Total - Parent, Subsidiaries and Affiliates Bonds				0	0	XXX
6199999. Total - Issuer Obligations				64,686	64,686	XXX
6299999. Total - Residential Mortgage-Backed Securities				149,712	149,712	XXX
6399999. Total - Commercial Mortgage-Backed Securities				0	0	XXX
6499999. Total - Other Loan-Backed and Structured Securities				0	0	XXX
6599999. Total Bonds				214,398	214,398	XXX
7099999. Total - Preferred Stocks				0	0	XXX
7599999. Total - Common Stocks				0	0	XXX
7699999. Total - Preferred and Common Stocks				0	0	XXX
9999999 - Totals				214,398	214,398	XXX

General Interrogatories:

- Total activity for the year to date Fair Value \$ 214,398 Book/Adjusted Carrying Value \$ 214,398
- Average balance for the year to date Fair Value \$ 210,670 Book/Adjusted Carrying Value \$ 210,670
- Reinvested securities lending collateral assets book/adjusted carrying value included in this schedule by NAIC designation:
 NAIC 1 \$ 214,398 NAIC 2 \$ NAIC 3 \$ NAIC 4 \$ NAIC 5 \$ NAIC 6 \$

**SCHEDULE DL - PART 2
SECURITIES LENDING COLLATERAL ASSETS**

Reinvested Collateral Assets Owned Current Statement Date

1 CUSIP Identification	2 Description	3 Code	4 NAIC Designation/ Market Indicator	5 Fair Value	6 Book/Adjusted Carrying Value	7 Maturity Date
NONE						
9999999 - Totals						XXX

General Interrogatories:

- | | | |
|---|---------------------|---------------------------------------|
| 1. Total activity for the year to date | Fair Value \$ | Book/Adjusted Carrying Value \$ |
| 2. Average balance for the year to date | Fair Value \$ | Book/Adjusted Carrying Value \$ |

STATEMENT AS OF MARCH 31, 2014 OF THE Amerigroup Ohio, Inc.
SCHEDULE E - PART 2 - CASH EQUIVALENTS

Show Investments Owned End of Current Quarter

1 Description	2 Code	3 Date Acquired	4 Rate of Interest	5 Maturity Date	6 Book/Adjusted Carrying Value	7 Amount of Interest Due and Accrued	8 Amount Received During Year
NONE							
8699999 - Total Cash Equivalents							