



HEALTH QUARTERLY STATEMENT

As of March 31, 2014
of the Condition and Affairs of the

Cooperative Group Benefits Plan

KRE/CAK
103
MEWA

NAIC Group Code...N/A... (Current Period) (Prior Period) NAIC Company Code.N/A.... Employer's ID Number..... 31-1306485

Organized under the Laws of OH State of Domicile or Port of Entry OH Country of Domicile USA

Licensed as Business Type MEWA Is HMO Federally Qualified? Yes [] No [] [N/A]

Incorporated/Organized.1987.... Commenced Business 1987.....

Statutory Home Office ...4789 Rings Road.. ..Dublin... ..OH.... 43017-1599....
(Street and Number) (City or Town, State, Country and Zip Code)

Main Administrative Office ...Same..
(Street and Number) (City or Town, State, Country and Zip Code) 614-766-5800
(Area Code) (Telephone Number)

Mail Address ...Same..
(Street and Number) (City or Town, State, Country and Zip Code)

Primary Location of Books and Records ...Same..
(Street and Number) (City or Town, State, Country and Zip Code) 614-766-5800
(Area Code) (Telephone Number)

Internet Web Site Address
Statutory Statement Contact Dan Brown (Name) 614-766-5800 ext 595 (Area Code) (Telephone Number) (Extension)
dbrown@ebmconline.com 614-766-0901 (E-Mail Address) (Fax Number)

OFFICERS

1.	Name	Title	2.	Name	Title
3.			4.		


OTHER

DIRECTORS OR TRUSTEES

Ed Harra Ron Sibert
Mike Hurt Mike Hurt
Louis McIntire Jeff Troike
Roger Nicol
George Secor

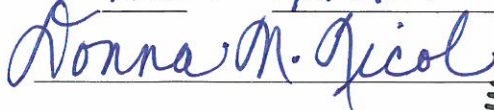
State of Ohio.....
County of Franklin.....

The officers of this reporting entity being duly sworn, each depose and say that they are the described officers of said reporting entity, and that on the reporting period stated above, all of the herein described assets were the absolute property of the said reporting entity, free and clear from any liens or claims thereon, except as herein stated, and that this statement, together with related exhibits, schedules and explanations therein contained, annexed or referred to, is a full and true statement of all the assets and liabilities and of the condition and affairs of the said reporting entity as of the reporting period stated above, and of its income and deductions therefrom for the period ended, and have been completed in accordance with the NAIC Annual Statement Instructions and Accounting Practices and Procedures manual except to the extent that: (1) state law may differ; or, (2) that state rules or regulations require differences in reporting not related to accounting practices and procedures, according to the best of their information, knowledge and belief, respectively. Furthermore, the scope of this attestation by the described officers also includes the related corresponding electronic filing with the NAIC, when required, that is an exact copy (except for formatting differences due to electronic filing) of the enclosed statement. The electronic filing may be requested by various regulators in lieu of or in addition to the enclosed statement.

 (Signature)	_____ (Signature)	_____ (Signature)
Roger Nicol 1. (Printed Name)	Roger Nicol 2. (Printed Name)	Roger Nicol 3. (Printed Name)
Trustee (Title)	Trustee (Title)	Trustee (Title)

Subscribed and sworn to before me


This 14TH day of MAY 2014



a. Is this an original filing?

Yes [X] No []

b. If no: 1. State the amendment number



Date filed
Number of pages attached

RECEIVED

MAY 15 2014

OFFICE OF RISK ASSESSMENT

ASSETS

	Current Statement Date			4 Prior Year Net Admitted Assets
	1 Assets	2 Nonadmitted Assets	3 Net Admitted Assets (Cols. 1 - 2)	
1. Bonds.....			0	
2. Stocks:				
2.1 Preferred stocks.....			0	
2.2 Common stocks.....			0	
3. Mortgage loans on real estate:				
3.1 First liens.....			0	
3.2 Other than first liens.....			0	
4. Real estate:				
4.1 Properties occupied by the company (less \$.....0 encumbrances).....			0	
4.2 Properties held for the production of income (less \$.....0 encumbrances).....			0	
4.3 Properties held for sale (less \$.....0 encumbrances).....			0	
5. Cash (\$.....5,843,113), cash equivalents (\$.....0) and short-term investments (\$.....0).....	5,843,113		5,843,113	4,539,984
6. Contract loans (including \$.....0 premium notes).....			0	
7. Derivatives.....			0	
8. Other invested assets.....			0	
9. Receivables for securities.....			0	
10. Securities lending reinvested collateral assets.....			0	
11. Aggregate write-ins for invested assets.....	0	0	0	0
12. Subtotals, cash and invested assets (Lines 1 to 11).....	5,843,113	0	5,843,113	4,539,984
13. Title plants less \$.....0 charged off (for Title insurers only).....			0	
14. Investment income due and accrued.....			0	
15. Premiums and considerations:				
15.1 Uncollected premiums and agents' balances in the course of collection.....			0	
15.2 Deferred premiums, agents' balances and installments booked but deferred and not yet due (including \$.....0 earned but unbilled premiums).....			0	
15.3 Accrued retrospective premiums.....			0	
16. Reinsurance:				
16.1 Amounts recoverable from reinsurers.....	579,656		579,656	862,233
16.2 Funds held by or deposited with reinsured companies.....			0	
16.3 Other amounts receivable under reinsurance contracts.....			0	
17. Amounts receivable relating to uninsured plans.....			0	
18.1 Current federal and foreign income tax recoverable and interest thereon.....			0	
18.2 Net deferred tax asset.....			0	
19. Guaranty funds receivable or on deposit.....			0	
20. Electronic data processing equipment and software.....			0	
21. Furniture and equipment, including health care delivery assets (\$.....0).....			0	
22. Net adjustment in assets and liabilities due to foreign exchange rates.....			0	
23. Receivables from parent, subsidiaries and affiliates.....			0	
24. Health care (\$.....0) and other amounts receivable.....	197,638		197,638	187,000
25. Aggregate write-ins for other than invested assets.....	0	0	0	0
26. Total assets excluding Separate Accounts, Segregated Accounts and Protected Cell Accounts (Lines 12 through 25).....	6,620,407	0	6,620,407	5,589,217
27. From Separate Accounts, Segregated Accounts and Protected Cell Accounts.....			0	
28. Total (Lines 26 and 27).....	6,620,407	0	6,620,407	5,589,217

DETAILS OF WRITE-INS

1101.....			0	
1102.....			0	
1103.....			0	
1198. Summary of remaining write-ins for Line 11 from overflow page.....	0	0	0	0
1199. Totals (Lines 1101 thru 1103 plus 1198) (Line 11 above).....	0	0	0	0
2501.....			0	
2502.....			0	
2503.....			0	
2598. Summary of remaining write-ins for Line 25 from overflow page.....	0	0	0	0
2599. Totals (Lines 2501 thru 2503 plus 2598) (Line 25 above).....	0	0	0	0

LIABILITIES, CAPITAL AND SURPLUS

	Current Period			Prior Year
	1 Covered	2 Uncovered	3 Total	4 Total
1. Claims unpaid (less \$.....0 reinsurance ceded).....	2,236,000		2,236,000	2,770,000
2. Accrued medical incentive pool and bonus amounts.....			0	
3. Unpaid claims adjustment expenses.....	143,000		143,000	177,000
4. Aggregate health policy reserves, including the liability of \$.....0 for medical loss ratio rebate per the Public Health Service Act.....			0	
5. Aggregate life policy reserves.....			0	
6. Property/casualty unearned premium reserve.....			0	
7. Aggregate health claim reserves.....			0	
8. Premiums received in advance.....			0	
9. General expenses due or accrued.....			0	
10.1 Current federal and foreign income tax payable and interest thereon (including \$.....0 on realized gains (losses)).....			0	
10.2 Net deferred tax liability.....			0	
11. Ceded reinsurance premiums payable.....			0	
12. Amounts withheld or retained for the account of others.....			0	
13. Remittances and items not allocated.....			0	
14. Borrowed money (including \$.....0 current) and interest thereon \$.....0 (including \$.....0 current).....			0	
15. Amounts due to parent, subsidiaries and affiliates.....			0	
16. Derivatives.....			0	
17. Payable for securities.....			0	
18. Payable for securities lending.....			0	
19. Funds held under reinsurance treaties with (\$.....0 authorized reinsurers, \$.....0 unauthorized reinsurers and certified \$.....0 reinsurers).....			0	
20. Reinsurance in unauthorized and certified (\$.....0) companies.....			0	
21. Net adjustments in assets and liabilities due to foreign exchange rates.....			0	
22. Liability for amounts held under uninsured plans.....			0	
23. Aggregate write-ins for other liabilities (including \$.....0 current).....	96,058	0	96,058	96,058
24. Total liabilities (Lines 1 to 23).....	2,475,058	0	2,475,058	3,043,058
25. Aggregate write-ins for special surplus funds.....	XXX	XXX	0	0
26. Common capital stock.....	XXX	XXX		
27. Preferred capital stock.....	XXX	XXX		
28. Gross paid in and contributed surplus.....	XXX	XXX		
29. Surplus notes.....	XXX	XXX		
30. Aggregate write-ins for other than special surplus funds.....	XXX	XXX	0	0
31. Unassigned funds (surplus).....	XXX	XXX	4,145,349	2,546,159
32. Less treasury stock, at cost:				
32.10.000 shares common (value included in Line 26 \$.....0).....	XXX	XXX		
32.20.000 shares preferred (value included in Line 27 \$.....0).....	XXX	XXX		
33. Total capital and surplus (Lines 25 to 31 minus Line 32).....	XXX	XXX	4,145,349	2,546,159
34. Total liabilities, capital and surplus (Lines 24 and 33).....	XXX	XXX	6,620,407	5,589,217

DETAILS OF WRITE-INS

2301. Accounts Payable.....	96,058		96,058	96,058
2302.			0	
2303.			0	
2398. Summary of remaining write-ins for Line 23 from overflow page.....	0	0	0	0
2399. Totals (Lines 2301 thru 2303 plus 2398) (Line 23 above).....	96,058	0	96,058	96,058
2501.				
2502.				
2503.				
2598. Summary of remaining write-ins for Line 25 from overflow page.....	XXX	XXX	0	0
2599. Totals (Lines 2501 thru 2503 plus 2598) (Line 25 above).....	XXX	XXX	0	0
3001.				
3002.				
3003.				
3098. Summary of remaining write-ins for Line 30 from overflow page.....	XXX	XXX	0	0
3099. Totals (Lines 3001 thru 3003 plus 3098) (Line 30 above).....	XXX	XXX	0	0

STATEMENT OF REVENUE AND EXPENSES

	Current Year To Date		Prior Year To Date	Prior Year Ended December 31
	1 Uncovered	2 Total	3 Total	4 Total
1. Member months.....	XXX	7,326	7,038	28,565
2. Net premium income (including \$.....0 non-health premium income).....	XXX	7,562,345	6,455,528	26,601,555
3. Change in unearned premium reserves and reserve for rate credits.....	XXX			
4. Fee-for-service (net of \$.....0 medical expenses).....	XXX			
5. Risk revenue.....	XXX			
6. Aggregate write-ins for other health care related revenues.....	XXX	.0	.0	.0
7. Aggregate write-ins for other non-health revenues.....	XXX	.0	.0	.0
8. Total revenues (Lines 2 to 7).....	XXX	7,562,345	6,455,528	26,601,555
Hospital and Medical:				
9. Hospital/medical benefits.....		5,078,122	4,581,299	22,699,717
10. Other professional services.....				
11. Outside referrals.....				
12. Emergency room and out-of-area.....				
13. Prescription drugs.....		1,036,825	935,822	3,943,938
14. Aggregate write-ins for other hospital and medical.....	.0	(534,000)	.0	426,000
15. Incentive pool, withhold adjustments and bonus amounts.....				
16. Subtotal (Lines 9 to 15).....	.0	5,580,947	5,517,121	27,069,655
Less:				
17. Net reinsurance recoveries.....		82,880	87,348	1,364,645
18. Total hospital and medical (Lines 16 minus 17).....	.0	5,498,067	5,429,773	25,705,010
19. Non-health claims (net).....				
20. Claims adjustment expenses, including \$.....114,415 cost containment expenses.....		441,435	465,890	1,776,652
21. General administrative expenses.....		26,654	14,568	175,009
22. Increase in reserves for life and accident and health contracts (including \$.....0 increase in reserves for life only).....				
23. Total underwriting deductions (Lines 18 through 22).....	.0	5,966,156	5,910,231	27,656,671
24. Net underwriting gain or (loss) (Lines 8 minus 23).....	XXX	1,596,189	545,297	(1,055,116)
25. Net investment income earned.....		3,001	3,753	11,689
26. Net realized capital gains (losses) less capital gains tax of \$.....0.....				
27. Net investment gains or (losses) (Lines 25 plus 26).....	.0	3,001	3,753	11,689
28. Net gain or (loss) from agents' or premium balances charged off [(amount recovered \$.....0) (amount charged off \$.....0)].....				
29. Aggregate write-ins for other income or expenses.....	.0	.0	.0	.0
30. Net income or (loss) after capital gains tax and before all other federal income taxes (Lines 24 plus 27 plus 28 plus 29).....	XXX	1,599,190	549,050	(1,043,427)
31. Federal and foreign income taxes incurred.....	XXX			
32. Net income (loss) (Lines 30 minus 31).....	XXX	1,599,190	549,050	(1,043,427)

DETAILS OF WRITE-INS

0601.	XXX			
0602.	XXX			
0603.	XXX			
0698. Summary of remaining write-ins for Line 6 from overflow page.....	XXX	.0	.0	.0
0699. Totals (Lines 0601 thru 0603 plus 0698) (Line 6 above).....	XXX	.0	.0	.0
0701.	XXX			
0702.	XXX			
0703.	XXX			
0798. Summary of remaining write-ins for Line 7 from overflow page.....	XXX	.0	.0	.0
0799. Totals (Lines 0701 thru 0703 plus 0798) (Line 7 above).....	XXX	.0	.0	.0
1401. Increase (decrease) in IBNR.....		(534,000)		426,000
1402.				
1403.				
1498. Summary of remaining write-ins for Line 14 from overflow page.....	.0	.0	.0	.0
1499. Totals (Lines 1401 thru 1403 plus 1498) (Line 14 above).....	.0	(534,000)	.0	426,000
2901.				
2902.				
2903.				
2998. Summary of remaining write-ins for Line 29 from overflow page.....	.0	.0	.0	.0
2999. Totals (Lines 2901 thru 2903 plus 2998) (Line 29 above).....	.0	.0	.0	.0

**Cooperative Group Benefits Plan
STATEMENT OF REVENUE AND EXPENSES (Continued)**

CAPITAL AND SURPLUS ACCOUNT	1	2	3
	Current Year to Date	Prior Year To Date	Prior Year Ended December 31
33. Capital and surplus prior reporting year.....	2,546,159	3,589,586	3,589,586
34. Net income or (loss) from Line 32.....	1,599,190	549,050	(1,043,427)
35. Change in valuation basis of aggregate policy and claim reserves.....			
36. Change in net unrealized capital gains (losses) less capital gains tax of \$.00.....			
37. Change in net unrealized foreign exchange capital gain or (loss).....			
38. Change in net deferred income tax.....			
39. Change in nonadmitted assets.....			
40. Change in unauthorized and certified reinsurance.....			
41. Change in treasury stock.....			
42. Change in surplus notes.....			
43. Cumulative effect of changes in accounting principles.....			
44. Capital changes:			
44.1 Paid in.....			
44.2 Transferred from surplus (Stock Dividend).....			
44.3 Transferred to surplus.....			
45. Surplus adjustments:			
45.1 Paid in.....			
45.2 Transferred to capital (Stock Dividend).....			
45.3 Transferred from capital.....			
46. Dividends to stockholders.....			
47. Aggregate write-ins for gains or (losses) in surplus.....	.0	.0	.0
48. Net change in capital and surplus (Lines 34 to 47).....	1,599,190	549,050	(1,043,427)
49. Capital and surplus end of reporting period (Line 33 plus 48).....	4,145,349	4,138,636	2,546,159

DETAILS OF WRITE-INS

4701.			
4702.			
4703.			
4798. Summary of remaining write-ins for Line 47 from overflow page.....	.0	.0	.0
4799. Totals (Lines 4701 thru 4703 plus 4798) (Line 47 above).....	.0	.0	.0

CASH FLOW

	1 Current Year to Date	2 Prior Year To Date	3 Prior Year Ended December 31
CASH FROM OPERATIONS			
1. Premiums collected net of reinsurance.....	7,562,345	6,102,722	26,601,555
2. Net investment income.....	3,001	3,753	12,335
3. Miscellaneous income.....			
4. Total (Lines 1 through 3).....	7,565,346	6,106,475	26,613,890
5. Benefit and loss related payments.....	6,262,217	6,038,982	27,891,349
6. Net transfers to Separate Accounts, Segregated Accounts and Protected Cell Accounts.....			
7. Commissions, expenses paid and aggregate write-ins for deductions.....			
8. Dividends paid to policyholders.....			
9. Federal and foreign income taxes paid (recovered) net of \$.0 tax on capital gains (losses).....			
10. Total (Lines 5 through 9).....	6,262,217	6,038,982	27,891,349
11. Net cash from operations (Line 4 minus Line 10).....	1,303,129	67,493	(1,277,459)
CASH FROM INVESTMENTS			
12. Proceeds from investments sold, matured or repaid:			
12.1 Bonds.....			
12.2 Stocks.....			
12.3 Mortgage loans.....			
12.4 Real estate.....			
12.5 Other invested assets.....			
12.6 Net gains or (losses) on cash, cash equivalents and short-term investments.....			
12.7 Miscellaneous proceeds.....			
12.8 Total investment proceeds (Lines 12.1 to 12.7).....	C	C	C
13. Cost of investments acquired (long-term only):			
13.1 Bonds.....			
13.2 Stocks.....			
13.3 Mortgage loans.....			
13.4 Real estate.....			
13.5 Other invested assets.....			
13.6 Miscellaneous applications.....			
13.7 Total investments acquired (Lines 13.1 to 13.6).....	C	C	C
14. Net increase or (decrease) in contract loans and premium notes.....			
15. Net cash from investments (Line 12.8 minus Line 13.7 and Line 14).....	C	C	C
CASH FROM FINANCING AND MISCELLANEOUS SOURCES			
16. Cash provided (applied):			
16.1 Surplus notes, capital notes.....			
16.2 Capital and paid in surplus, less treasury stock.....			
16.3 Borrowed funds.....			
16.4 Net deposits on deposit-type contracts and other insurance liabilities.....			
16.5 Dividends to stockholders.....			
16.6 Other cash provided (applied).....			
17. Net cash from financing and miscellaneous sources (Lines 16.1 through 16.4 minus Line 16.5 plus Line 16.6).....	C	C	C
RECONCILIATION OF CASH, CASH EQUIVALENTS AND SHORT-TERM INVESTMENTS			
18. Net change in cash, cash equivalents and short-term investments (Line 11 plus Line 15 plus Line 17).....	1,303,129	67,493	(1,277,459)
19. Cash, cash equivalents and short-term investments:			
19.1 Beginning of year.....	4,539,984	5,817,443	5,817,443
19.2 End of period (Line 18 plus Line 19.1).....	5,843,113	5,884,936	4,539,984

Note: Supplemental disclosures of cash flow information for non-cash transactions:

20.0001			
---------	--	--	--

Statement as of March 31, 2014 of the **Cooperative Group Benefits Plan**

EXHIBIT OF PREMIUMS, ENROLLMENT AND UTILIZATION

	1 Total	2 Individual	3 Comprehensive (Hospital & Medical) Group	4 Medicare Supplement	5 Vision Only	6 Dental Only	7 Federal Employees Health Benefit Plan	8 Title XVIII Medicare	9 Title XIX Medicaid	10 Other
Total Members at End of:										
1. Prior Year.....	2,578	2,578								
2. First Quarter.....	2,359	2,359								
3. Second Quarter.....	0									
4. Third Quarter.....	0									
5. Current Year.....	0									
6. Current Year Member Months.....	7,326	7,326								
Total Member Ambulatory Encounters for Period:										
7. Physician.....	0									
8. Non-Physician.....	0									
9. Total.....	0	0	0	0	0	0	0	0	0	0
10. Hospital Patient Days Incurred.....	0									
11. Number of Inpatient Admissions.....	0									
12. Health Premiums Written (a).....	7,562,345	7,562,345								
13. Life Premiums Direct.....	0									
14. Property/Casualty Premiums Written.....	0									
15. Health Premiums Earned.....	7,562,345	7,562,345								
16. Property/Casualty Premiums Earned.....	0									
17. Amount Paid for Provision of Health Care Services.....	6,262,217	6,262,217								
18. Amount Incurred for Provision of Health Care Services.....	5,966,156	5,966,156								

(a) For health premiums written: Amount of Medicare Title XVIII exempt from state taxes or fees \$.....0.

Statement as of March 31, 2014 of the

Cooperative Group Benefits Plan

CLAIMS UNPAID AND INCENTIVE POOL, WITHHOLD AND BONUS (Reported and Unreported)

Aging Analysis of Unpaid Claims						
1	2	3	4	5	6	7
Account	1 - 30 Days	31 - 60 Days	61 - 90 Days	91 - 120 Days	Over 120 Days	Total

Statement as of March 31, 2014 of the **Cooperative Group Benefits Plan**

UNDERWRITING AND INVESTMENT EXHIBIT

Analysis of Claims Unpaid - Prior Year - Net of Reinsurance

Line of Business	Claims Paid Year to Date				Liability End of Current Quarter			5 Claims Incurred in Prior Years (Columns 1 + 3)	6 Estimated Claim Reserve and Claim Liability December 31 of Prior Year
	1 On Claims Incurred Prior to January 1 of Current Year	2 On Claims Incurred During the Year	3 On Claims Unpaid December 31 of Prior Year	4 On Claims Incurred During the Year	3 On Claims Unpaid December 31 of Prior Year	4 On Claims Incurred During the Year			
1. Comprehensive (hospital and medical).....	2,723,711	3,308,356	46,289	2,189,711	46,289	2,189,711	2,770,000	2,770,000	
2. Medicare Supplement.....							0		
3. Dental only.....							0		
4. Vision only.....							0		
5. Federal Employees Health Benefits Plan.....							0		
6. Title XVIII - Medicare.....							0		
7. Title XIX - Medicaid.....							0		
8. Other health.....							0		
9. Health subtotal (Lines 1 to 8).....	2,723,711	3,308,356	46,289	2,189,711	46,289	2,189,711	2,770,000	2,770,000	
10. Healthcare receivables (a).....							0		
11. Other non-health.....							0		
12. Medical incentive pools and bonus amounts.....							0		
13. Totals (Lines 9-10+11+12).....	2,723,711	3,308,356	46,289	2,189,711	46,289	2,189,711	2,770,000	2,770,000	

(a) Excludes \$.....0 loans or advances to providers not yet expensed.

NOTES TO FINANCIAL STATEMENTS

Note 1 - Summary of Significant Accounting Policies

Basis of Accounting

These financial statements have been prepared on the statutory basis of accounting as prescribed by the State of Ohio Department of Insurance. Purchases and sales of securities are reflected on the statement date. Investment income is reflected when earned. Interest income includes the amortization of bond and note premiums and discounts.

Estimates

The preparation of financial statements in conformity with the statutory basis of accounting requires the plan administrator to make estimates and assumptions that affect certain reported amounts and disclosures, primarily unpaid claims and claim adjustment expenses. Accordingly, actual results may differ from those estimates.

Note 2 - Accounting Changes and Corrections of Errors

No significant change.

Note 3 - Business Combinations and Goodwill

No significant change.

Note 4 - Discontinued Operations

No significant change.

Note 5 - Investments

Investment consist of interest bearing cash and money market accounts at various institutions. Most accounts are insured by the FDIC and are part of the cash total on page Q02, line 5.

Note 6 - Joint Ventures, Partnerships and Limited Liability Companies

No significant change.

Note 7 - Investment Income

No significant change.

Note 8 - Derivative Instruments

No significant change.

Note 9 - Income Taxes

No significant change.

Note 10 - Information Concerning Parent, Subsidiaries, Affiliates and Other Related Parties

No significant change.

Note 11 - Debt

No significant change.

Note 12 - Retirement Plans, Deferred Compensation, Postemployment Benefits and Compensated Absences and Other Postretirement Benefit Plans

No significant change.

Note 13 - Capital and Surplus, Shareholders' Dividend Restrictions and Quasi-Reorganizations

No significant change.

NOTES TO FINANCIAL STATEMENTS

Note 14 - Contingencies

No significant change.

Note 15 - Leases

No significant change.

Note 16 - Information About Financial Instruments With Off-Balance Sheet Risk and Financial Instruments With Concentrations of Credit Risk

No significant change.

Note 17 - Sale, Transfer and Servicing of Financial Assets and Extinguishments of Liabilities

No significant change.

Note 18 - Gain or Loss to the Reporting Entity from Uninsured Plans and the Uninsured Portion of Partially Insured Plans

No significant change.

Note 19 - Direct Premium Written/Produced by Managing General Agents/Third Party Administrators

No significant change.

Note 20 - Fair Value

No assets at fair value.

Note 21 - Other Items

No significant change.

Note 22 - Events Subsequent

No significant change.

Note 23 - Reinsurance

No significant change.

Note 24 - Retrospectively Rated Contracts & Contracts Subject to Redetermination

No significant change.

Note 25 - Change in Incurred Claims and Claim Adjustment Expenses

The amount incurred but unpaid claims reserve as of March 31, 2014, is based on a study completed by the Plan's actuary and includes estimated expenses of \$2,236,000 for IBNR and \$ 143,000 for LAE.

Note 26 - Intercompany Pooling Arrangements

No significant change.

Note 27 - Structured Settlements

Not applicable.

Note 28 - Health Care Receivables

No significant change.

NOTES TO FINANCIAL STATEMENTS

Note 29 - Participating Policies

No significant change.

Note 30 - Premium Deficiency Reserves

No significant change.

Note 31 - Anticipated Salvage and Subrogation

No significant change.

GENERAL INTERROGATORIES

PART 1 - COMMON INTERROGATORIES - GENERAL

- 1.1 Did the reporting entity experience any material transactions requiring the filing of Disclosure of Material Transactions with the State of Domicile, as required by the Model Act? Yes [] No [X]
- 1.2 If yes, has the report been filed with the domiciliary state? Yes [] No []
- 2.1 Has any change been made during the year of this statement in the charter, by-laws, articles of incorporation, or deed of settlement of the reporting entity? Yes [] No [X]
- 2.2 If yes, date of change:
- 3.1 Is the reporting entity a member of an Insurance Holding Company System consisting of two or more affiliated persons, one or more of which is an insurer? Yes [] No []
If yes, complete Schedule Y, Parts 1 and 1A.
- 3.2 Have there been any substantial changes in the organizational chart since the prior quarter end? Yes [] No [X]
- 3.3 If the response to 3.2 is yes, provide a brief description of those changes.

- 4.1 Has the reporting entity been a party to a merger or consolidation during the period covered by this statement? Yes [] No [X]
- 4.2 If yes, provide name of entity, NAIC Company Code, and state of domicile (use two letter state abbreviation) for any entity that has ceased to exist as a result of the merger or consolidation.

1 Name of Entity	2 NAIC Company Code	3 State of Domicile

5. If the reporting entity is subject to a management agreement, including third-party administrator(s), managing general agent(s), attorney-in-fact, or similar agreement, have there been any significant changes regarding the terms of the agreement or principals involved? Yes [] No [X] N/A []
If yes, attach an explanation.

- 6.1 State as of what date the latest financial examination of the reporting entity was made or is being made.12/31/2011.....
- 6.2 State the as of date that the latest financial examination report became available from either the state of domicile or the reporting entity. This date should be the date of the examined balance sheet and not the date the report was completed or released.12/31/2011.....
- 6.3 State as of what date the latest financial examination report became available to other states or the public from either the state of domicile or the reporting entity. This is the release date or completion date of the examination report and not the date of the examination (balance sheet date).10/15/2013.....
- 6.4 By what department or departments?

- 6.5 Have all financial statement adjustments within the latest financial examination report been accounted for in a subsequent financial statement filed with Departments? Yes [X] No [] N/A []
- 6.6 Have all of the recommendations within the latest financial examination report been complied with? Yes [] No [] N/A [X]
- 7.1 Has this reporting entity had any Certificates of Authority, licenses or registrations (including corporate registration, if applicable) suspended or revoked by any governmental entity during the reporting period? Yes [] No [X]
- 7.2 If yes, give full information:

- 8.1 Is the company a subsidiary of a bank holding company regulated by the Federal Reserve Board? Yes [] No [X]
- 8.2 If response to 8.1 is yes, please identify the name of the bank holding company.

- 8.3 Is the company affiliated with one or more banks, thrifts or securities firms? Yes [] No [X]

- 8.4 If the response to 8.3 is yes, please provide below the names and location (city and state of the main office) of any affiliates regulated by a federal regulatory services agency (i.e. the Federal Reserve Board (FRB), the Office of the Comptroller of the Currency (OCC), the Federal Deposit Insurance Corporation (FDIC) and the Securities Exchange Commission (SEC)) and identify the affiliate's primary federal regulator

1 Affiliate Name	2 Location (City, State)	3 FRB	4 OCC	5 FDIC	6 SEC

- 9.1 Are the senior officers (principal executive officer, principal financial officer, principal accounting officer or controller, or persons performing similar functions) of the reporting entity subject to a code of ethics, which includes the following standards? Yes [X] No []
- (a) Honest and ethical conduct, including the ethical handling of actual or apparent conflicts of interest between personal and professional relationships;
- (b) Full, fair, accurate, timely and understandable disclosure in the periodic reports required to be filed by the reporting entity;
- (c) Compliance with applicable governmental laws, rules and regulations;
- (d) The prompt internal reporting of violations to an appropriate person or persons identified in the code; and
- (e) Accountability for adherence to the code.

- 9.11 If the response to 9.1 is No, please explain:
-

- 9.2 Has the code of ethics for senior managers been amended? Yes [] No [X]

- 9.21 If the response to 9.2 is Yes, provide information related to amendment(s).
-

- 9.3 Have any provisions of the code of ethics been waived for any of the specified officers? Yes [] No [X]

GENERAL INTERROGATORIES
PART 1 - COMMON INTERROGATORIES - GENERAL

9.31 If the response to 9.3 is Yes, provide the nature of any waiver(s).

PART 1 - FINANCIAL

- 10.1 Does the reporting entity report any amounts due from parent, subsidiaries or affiliates on Page 2 of this statement? Yes [] No [X]
- 10.2 If yes, indicate any amounts receivable from parent included in the Page 2 amount:

PART 1 - INVESTMENT

- 11.1 Were any of the stocks, bonds, or other assets of the reporting entity loaned, placed under option agreement, or otherwise made available for use by another person? (Exclude securities under securities lending agreements.) Yes [] No [X]
- 11.2 If yes, give full and complete information relating thereto:

12. Amount of real estate and mortgages held in other invested assets in Schedule BA: \$.....0
13. Amount of real estate and mortgages held in short-term investments: \$.....0
- 14.1 Does the reporting entity have any investments in parent, subsidiaries and affiliates? Yes [] No [X]
- 14.2 If yes, please complete the following:

	1 Prior Year-End Book/Adjusted Carrying Value	2 Current Quarter Book/Adjusted Carrying Value
14.21 Bonds.....	\$0	\$0
14.22 Preferred Stock.....	\$0	\$0
14.23 Common Stock.....	\$0	\$0
14.24 Short-Term Investments.....	\$0	\$0
14.25 Mortgage Loans on Real Estate.....	\$0	\$0
14.26 All Other.....	\$0	\$0
14.27 Total Investment in Parent, Subsidiaries and Affiliates (Subtotal Lines 14.21 to 14.26).....	\$0	\$0
14.28 Total Investment in Parent included in Lines 14.21 to 14.26 above.....	\$0	\$0

- 15.1 Has the reporting entity entered into any hedging transactions reported on Schedule DB? Yes [] No [X]
- 15.2 If yes, has a comprehensive description of the hedging program been made available to the domiciliary state? Yes [] No []
If no, attach a description with this statement.

16. For the reporting entity's security lending program, state the amount of the following as of current statement date:
- 16.1 Total fair value of reinvested collateral assets reported on Schedule DL, Parts 1 and 2: \$.....0
- 16.2 Total book adjusted/carrying value of reinvested collateral assets reported on Schedule DL, Parts 1 and 2: \$.....0
- 16.3 Total payable for securities lending reported on the liability page: \$.....0

17. Excluding items in Schedule E-Part 3-Special Deposits, real estate, mortgage loans and investments held physically in the reporting entity's offices, vaults or safety deposit boxes, were all stocks, bonds and other securities, owned throughout the current year held pursuant to a custodial agreement with a qualified bank or trust company in accordance with Section 1, III - General Examination Considerations, F. Outsourcing of Critical Functions, Custodial or Safekeeping Agreements of the NAIC Financial Condition Examiners Handbook? Yes [X] No []

17.1 For all agreements that comply with the requirements of the NAIC Financial Condition Examiners Handbook, complete the following:

1 Name of Custodian(s)	2 Custodian Address
Meeder Asset Management	Dublin, OH 43017

17.2 For all agreements that do not comply with the requirements of the NAIC Financial Condition Examiners Handbook, provide the name, location and a complete explanation.

1 Name(s)	2 Location(s)	3 Complete Explanation(s)

- 17.3 Have there been any changes, including name changes, in the custodian(s) identified in 17.1 during the current quarter? Yes [] No [X]

17.4 If yes, give full and complete information relating thereto:

1 Old Custodian	2 New Custodian	3 Date of Change	4 Reason

17.5 Identify all investment advisors, broker/dealers or individuals acting on behalf of broker/dealers that have access to the investment accounts, handle securities and have authority to make investments on behalf of the reporting entity:

1 Central Registration Depository	2 Name(s)	3 Address

PART 1 - INVESTMENT

18.1 Have all the filing requirements of the Purposes and Procedures Manual of the NAIC Securities Valuation Office been followed?

Yes No

18.2 If no, list exceptions:

GENERAL INTERROGATORIES (continued)

PART 2 - HEALTH

- | | |
|---|---|
| 1. Operating Percentages: | |
| 1.1 A&H loss percent | <u>0.0 %</u> |
| 1.2 A&H cost containment percent | <u>0.0 %</u> |
| 1.3 A&H expense percent excluding cost containment expenses | <u>0.0 %</u> |
| 2.1 Do you act as a custodian for health savings accounts? | Yes [<input type="checkbox"/>] No [<input checked="" type="checkbox"/>] |
| 2.2 If yes, please provide the amount of custodial funds held as of the reporting date. | <u>0</u> |
| 2.3 Do you act as an administrator for health savings accounts? | Yes [<input type="checkbox"/>] No [<input checked="" type="checkbox"/>] |
| 2.4 If yes, please provide the amount of funds administered as of the reporting date. | <u>0</u> |

SCHEDULE S - CEDED REINSURANCE

Showing All New Reinsurance Treaties - Current Year to Date

1 NAIC Company Code	2 ID Number	3 Effective Date	4 Name of Reinsurer	5 Domiciliary Jurisdiction	6 Type of Reinsurance Ceded	7 Type of Reinsurer	8 Certified Reinsurer Rating (1 through 6)	9 Effective Date of Certified Reinsurer Rating
A&H Non-Affiliates								
26921.....	22-20005057.....	01/01/2014	Everest Reinsurance.....	PA.....	stop loss.....	1.....01/01/2014

Cooperative Group Benefits Plan

SCHEDULE T - PREMIUMS AND OTHER CONSIDERATIONS

Current Year to Date - Allocated by States and Territories

State, Etc.	1 Active Status	Direct Business Only							9 Deposit-Type Contracts
		2 Accident and Health Premiums	3 Medicare Title XVIII	4 Medicaid Title XIX	5 Federal Employees Health Benefits Program Premiums	6 Life and Annuity Premiums and Other Considerations	7 Property/Casualty Premiums	8 Total Columns 2 through 7	
1. Alabama.....AL	N								0
2. Alaska.....AK	N								0
3. Arizona.....AZ	N								0
4. Arkansas.....AR	N								0
5. California.....CA	N								0
6. Colorado.....CO	N								0
7. Connecticut.....CT	N								0
8. Delaware.....DE	N								0
9. District of Columbia.....DC	N								0
10. Florida.....FL	N								0
11. Georgia.....GA	N								0
12. Hawaii.....HI	N								0
13. Idaho.....ID	N								0
14. Illinois.....IL	N								0
15. Indiana.....IN	L	3,756,973						3,756,973	
16. Iowa.....IA	N								0
17. Kansas.....KS	N								0
18. Kentucky.....KY	N								0
19. Louisiana.....LA	N								0
20. Maine.....ME	N								0
21. Maryland.....MD	N								0
22. Massachusetts.....MA	N								0
23. Michigan.....MI	N								0
24. Minnesota.....MN	N								0
25. Mississippi.....MS	N								0
26. Missouri.....MO	N								0
27. Montana.....MT	N								0
28. Nebraska.....NE	N								0
29. Nevada.....NV	N								0
30. New Hampshire.....NH	N								0
31. New Jersey.....NJ	N								0
32. New Mexico.....NM	N								0
33. New York.....NY	N								0
34. North Carolina.....NC	N								0
35. North Dakota.....ND	N								0
36. Ohio.....OH	L	3,805,372						3,805,372	
37. Oklahoma.....OK	N								0
38. Oregon.....OR	N								0
39. Pennsylvania.....PA	N								0
40. Rhode Island.....RI	N								0
41. South Carolina.....SC	N								0
42. South Dakota.....SD	N								0
43. Tennessee.....TN	N								0
44. Texas.....TX	N								0
45. Utah.....UT	N								0
46. Vermont.....VT	N								0
47. Virginia.....VA	N								0
48. Washington.....WA	N								0
49. West Virginia.....WV	N								0
50. Wisconsin.....WI	N								0
51. Wyoming.....WY	N								0
52. American Samoa.....AS	N								0
53. Guam.....GU	N								0
54. Puerto Rico.....PR	N								0
55. U.S. Virgin Islands.....VI	N								0
56. Northern Mariana Islands.....MP	N								0
57. Canada.....CAN	N								0
58. Aggregate Other alien.....OT	XXX	0	0	0	0	0	0	0	0
59. Subtotal.....XXX		7,562,345	0	0	0	0	0	7,562,345	0
60. Reporting entity contributions for Employee Benefit Plans.....XXX								0	
61. Total (Direct Business).....(a).....2		7,562,345	0	0	0	0	0	7,562,345	0

DETAILS OF WRITE-INS

58001.....								0	
58002.....								0	
58003.....								0	
58998. Summary of remaining write-ins for line 58 from overflow page.....		0	0	0	0	0	0	0	0
58999. Total (Lines 58001 thru 58003 plus 58998) (Line 58 above).....		0	0	0	0	0	0	0	0

(L) - Licensed or Chartered - Licensed Insurance Carrier or Domiciled RRG; (R) - Registered - Non-domiciled RRGs; (Q) - Qualified - Qualified or Accredited Reinsurer;

(E) - Eligible - Reporting Entities eligible or approved to write Surplus Lines in the state; (N) - None of the above - Not allowed to write business in the state.

(a) Insert the number of L responses except for Canada and Other Alien.

SCHEDULE Y – INFORMATION CONCERNING ACTIVITIES OF INSURER MEMBERS OF A HOLDING COMPANY GROUP

PART 1 – ORGANIZATIONAL CHART

Statement as of March 31, 2014, of the **Cooperative Group Benefits Plan**

SCHEDULE Y

PART 1A - DETAIL OF INSURANCE HOLDING COMPANY SYSTEM

1	2	3	4	5	6	7	8	9	10	11	12	13	14	15
Group Code	Group Name	NAIC Company Code	Federal ID Number	Federal RSSD	CIK	Name of Securities Exchange if Publicly Traded (U.S. or International)	Names of Parent, Subsidiaries or Affiliates	Domiciliary Location	Relationship to Reporting Entity	Directly Controlled by (Name of Entity/Person)	Type of Control (Ownership Board, Management Attorney-in-Fact, Influence, Other)	If Control is Ownership Provide Percentage	Ultimate Controlling Entity(es)/Person(s)	

Asterisk

Explanation

SUPPLEMENTAL EXHIBITS AND SCHEDULES INTERROGATORIES

The following supplemental reports are required to be filed as part of your statement filing. However, in the event that your company does not transact the type of business for which the special report must be filed, your response of NO to the specific interrogatory will be accepted in lieu of filing a "NONE" report and a bar code will be printed below. If the supplement is required of your company but is not being filed for whatever reason, enter SEE EXPLANATION and provide an explanation following the interrogatory questions.

Response

1. Will the Medicare Part D Coverage Supplement be filed with the state of domicile and the NAIC with this statement?

NO

Explanation:

1.

Bar Code:



Cooperative Group Benefits Plan SCHEDULE A - VERIFICATION

Real Estate

	1	2
	Year to Date	Prior Year Ended December 31
1. Book/adjusted carrying value, December 31 of prior year.....	.0	
2. Cost of acquired:		
2.1 Actual cost at time of acquisition.....		
2.2 Additional investment made after acquisition.....		
3. Current year change in encumbrances.....		
4. Total gain (loss) on disposals.....		
5. Deduct amounts received on disposals.....		
6. Total foreign exchange change in book/adjusted carrying value.....		
7. Deduct current year's other than temporary impairment recognized.....		
8. Deduct current year's depreciation.....		
9. Book/adjusted carrying value at end of current period (Lines 1+2+3+4+5+6-7-8).....	.0	.0
10. Deduct total nonadmitted amounts.....		
11. Statement value at end of current period (Line 9 minus Line 10).....	.0	.0

SCHEDULE B - VERIFICATION

Mortgage Loans

	1	2
	Year to Date	Prior Year Ended December 31
1. Book value/recorded investment excluding accrued interest, December 31 of prior year.....	.0	
2. Cost of acquired:		
2.1 Actual cost at time of acquisition.....		
2.2 Additional investment made after acquisition.....		
3. Capitalized deferred interest and other.....		
4. Accrual of discount.....		
5. Unrealized valuation increase (decrease).....		
6. Total gain (loss) on disposals.....		
7. Deduct amounts received on disposals.....		
8. Deduct amortization of premium and mortgage interest points and commitment fees.....		
9. Total foreign exchange change in book value/recorded investment excluding accrued interest.....		
10. Deduct current year's other than temporary impairment recognized.....		
11. Book value/recorded investment excluding accrued interest at end of current period (Lines 1+2+3+4+5+6-7-8+9-10).....	.0	.0
12. Total valuation allowance.....		
13. Subtotal (Line 11 plus Line 12).....	.0	.0
14. Deduct total nonadmitted amounts.....		
15. Statement value at end of current period (Line 13 minus Line 14).....	.0	.0

SCHEDULE BA - VERIFICATION

Other Long-Term Invested Assets

	1	2
	Year to Date	Prior Year Ended December 31
1. Book/adjusted carrying value, December 31 of prior year.....	.0	
2. Cost of acquired:		
2.1 Actual cost at time of acquisition.....		
2.2 Additional investment made after acquisition.....		
3. Capitalized deferred interest and other.....		
4. Accrual of discount.....		
5. Unrealized valuation increase (decrease).....		
6. Total gain (loss) on disposals.....		
7. Deduct amounts received on disposals.....		
8. Deduct amortization of premium and depreciation.....		
9. Total foreign exchange change in book/adjusted carrying value.....		
10. Deduct current year's other than temporary impairment recognized.....		
11. Book/adjusted carrying value at end of current period (Lines 1+2+3+4+5+6-7-8+9-10).....	.0	.0
12. Deduct total nonadmitted amounts.....		
13. Statement value at end of current period (Line 11 minus Line 12).....	.0	.0

SCHEDULE D - VERIFICATION

Bonds and Stocks

	1	2
	Year to Date	Prior Year Ended December 31
1. Book/adjusted carrying value of bonds and stocks, December 31 of prior year.....	.0	
2. Cost of bonds and stocks acquired.....		
3. Accrual of discount.....		
4. Unrealized valuation increase (decrease).....		
5. Total gain (loss) on disposals.....		
6. Deduct consideration for bonds and stocks disposed of.....		
7. Deduct amortization of premium.....		
8. Total foreign exchange change in book/adjusted carrying value.....		
9. Deduct current year's other than temporary impairment recognized.....		
10. Book/adjusted carrying value at end of current period (Lines 1+2+3+4+5-6-7+8-9).....	.0	.0
11. Deduct total nonadmitted amounts.....		
12. Statement value at end of current period (Line 10 minus Line 11).....	.0	.0

SCHEDULE D - PART 1B

Showing the Acquisitions, Dispositions and Non-Trading Activity

During the Current Quarter for all Bonds and Preferred Stock by NAIC Designation

	1	2	3	4	5	6	7	8
	Book/Adjusted Carrying Value Beginning of Current Quarter	Acquisitions During Current Quarter	Dispositions During Current Quarter	Non-Trading Activity During Current Quarter	Book/Adjusted Carrying Value End of First Quarter	Book/Adjusted Carrying Value End of Second Quarter	Book/Adjusted Carrying Value End of Third Quarter	Book/Adjusted Carrying Value December 31 Prior Year
BONDS								
1. NAIC 1 (a).....								
2. NAIC 2 (a).....								
3. NAIC 3 (a).....								
4. NAIC 4 (a).....								
5. NAIC 5 (a).....								
6. NAIC 6 (a).....								
7. Total Bonds.....	0	0	0	0	0	0	0	0
PREFERRED STOCK								
8. NAIC 1.....								
9. NAIC 2.....								
10. NAIC 3.....								
11. NAIC 4.....								
12. NAIC 5.....								
13. NAIC 6.....								
14. Total Preferred Stock.....	0	0	0	0	0	0	0	0
15. Total Bonds and Preferred Stock.....	0	0	0	0	0	0	0	0

(a) Book/Adjusted Carrying Value column for the end of the current reporting period includes the following amount of non-rated short-term and cash equivalent bonds by NAIC designation: NAIC 1 \$.....0; NAIC 2 \$.....0; NAIC 3 \$.....0; NAIC 4 \$.....0; NAIC 5 \$.....0; NAIC 6 \$.....0.

SCHEDULE DA - PART 1

Short-Term Investments

	1 Book/Adjusted Carrying Value	2 Par Value	3 Actual Cost	4 Interest Collected Year To Date	5 Paid for Accrued Interest Year To Date
9199999.....		XXX.....			

SCHEDULE DA - VERIFICATION

Short-Term Investments

	1 Year to Date	2 Prior Year Ended December 31
1. Book/adjusted carrying value, December 31 of prior year.....	0	
2. Cost of short-term investments acquired.....		
3. Accrual of discount.....		
4. Unrealized valuation increase (decrease).....		
5. Total gain (loss) on disposals.....		
6. Deduct consideration received on disposals.....		
7. Deduct amortization of premium.....		
8. Total foreign exchange change in book/adjusted carrying value.....		
9. Deduct current year's other than temporary impairment recognized.....		
10. Book/adjusted carrying value at end of current period (Lines 1+2+3+4+5-6-7+8-9).....	0	0
11. Deduct total nonadmitted amounts.....		
12. Statement value at end of current period (Line 10 minus Line 11).....	0	0

SCHEDULE DB - PART A - VERIFICATION

Options, Caps, Floors, Collars, Swaps and Forwards

1. Book/adjusted carrying value, December 31, prior year (Line 9, prior year).....	_____
2. Cost paid/(consideration received) on additions.....	_____
3. Unrealized valuation increase (decrease).....	_____
4. Total gain (loss) on termination recognized.....	_____
5. Considerations received (paid) on terminations.....	_____
6. Amortization.....	_____
7. Adjustment to the book/adjusted carrying value of hedge item.....	_____
8. Total foreign exchange change in book/adjusted carrying value.....	_____
9. Book/adjusted carrying value at end of current period (Lines 1 + 2 + 3 + 4 - 5 + 6 + 7 + 8).....	0
10. Deduct nonadmitted assets.....	_____
11. Statement value at end of current period (Line 9 minus Line 10).....	0

SCHEDULE DB - PART B - VERIFICATION

Futures Contracts

1. Book/adjusted carrying value, December 31, prior year (Line 6, prior year).....	_____
2. Cumulative cash change (Section 1, Broker Name/Net Cash Deposits Footnote - Cumulative Cash Change column).....	_____
3.1 Add:	
Change in variation margin on open contracts - Highly Effective Hedges:	
3.11 Section 1, Column 15, current year to date minus.....	_____
3.12 Section 1, Column 15, prior year.....	0
Change in variation margin on open contracts - All Other:	
3.13 Section 1, Column 18, current year to date minus.....	_____
3.14 Section 1, Column 18, prior year.....	0
	0
3.2 Add:	
Change in adjustment to basis of hedged item:	
3.21 Section 1, Column 17, current year to date minus.....	_____
3.22 Section 1, Column 17, prior year.....	0
Change in amount recognized:	
3.23 Section 1, Column 19, current year to date minus.....	_____
3.24 Section 1, Column 19, prior year.....	0
	0
3.3 Subtotal (Line 3.1 minus Line 3.2).....	0
4.1 Cumulative variation margin on terminated contracts during the year.....	_____
4.2 Less:	
4.21 Amount used to adjust basis of hedged item.....	_____
4.22 Amount recognized.....	0
4.3 Subtotal (Line 4.1 minus Line 4.2).....	0
5. Dispositions gains (losses) on contracts terminated in prior year:	
5.1 Total gain (loss) recognized for terminations in prior year.....	_____
5.2 Total gain (loss) adjusted into the hedged item(s) for the terminations in prior year.....	_____
6. Book/adjusted carrying value at end of current period (Lines 1 + 2 + 3.3 - 4.3 - 5.1 - 5.2).....	0
7. Deduct nonadmitted assets.....	_____
8. Statement value at end of current period (Line 6 minus Line 7).....	0

Statement as of March 31, 2014, of the **Cooperative Group Benefits Plan**

SCHEDULE DB - PART C - SECTION 1

Replication (Synthetic Asset) Transactions Open as of Current Statement Date

1 Number	Replication (Synthetic Asset) Transactions				Components of the Replication (Synthetic Asset) Transactions				16 Fair Value						
	2 Description	3 NAIC Designation or Other Description	4 Notional Amount	5 Book/Adjusted Carrying Value	6 Fair Value	7 Effective Date	8 Maturity Date	9 Description		10 Book/Adjusted Carrying Value	11 Fair Value	12 CUSIP	13 Description	14 NAIC Desig. or Other Description	15 Book/Adjusted Carrying Value

Statement as of March 31, 2014 of the **Cooperative Group Benefits Plan**

SCHEDULE DB - PART C - SECTION 2

Reconciliation (Synthetic Asset) Transactions Open

	First Quarter		Second Quarter		Third Quarter		Fourth Quarter		Year-To-Date	
	1 Number of Positions	2 Total Replication (Synthetic Asset) Transactions Statement Value	3 Number of Positions	4 Total Replication (Synthetic Asset) Transactions Statement Value	5 Number of Positions	6 Total Replication (Synthetic Asset) Transactions Statement Value	7 Number of Positions	8 Total Replication (Synthetic Asset) Transactions Statement Value	9 Number of Positions	10 Total Replication (Synthetic Asset) Transactions Statement Value
1. Beginning Inventory.....	0	0	0	0	0
2. Add: Opened or acquired transactions.....	
3. Add: Increases in replication (synthetic asset) transactions statement value.....	XXX	XXX	XXX	XXX	XXX
4. Less: Closed or disposed of transactions.....	
5. Less: Positions disposed of for failing effectiveness criteria.....	
6. Less: Decreases in replication (synthetic asset) transactions statement value.....	XXX	XXX	XXX	XXX	XXX
7. Ending Inventory.....0000000000

SCHEDULE DB - VERIFICATION

Verification of Book/Adjusted Carrying Value, Fair Value and Potential Exposure of all Open Derivative Contracts

Book/Adjusted Carrying Value Check

1. Part A, Section 1, Column 14.....	_____	
2. Part B, Section 1, Column 15 plus Part B, Section 1 Footnote - Total Ending Cash Balance.....	_____	
3. Total (Line 1 plus Line 2).....		<u>0</u>
4. Part D, Section 1, Column 5.....	_____	
5. Part D, Section 1, Column 6.....	_____	
6. Total (Line 3 minus Line 4 minus Line 5).....		<u>0</u>

Fair Value Check

7. Part A, Section 1, Column 16.....	_____	
8. Part B, Section 1, Column 13.....	_____	
9. Total (Line 7 plus Line 8).....		<u>0</u>
10. Part D, Section 1, Column 8.....	_____	
11. Part D, Section 1, Column 9.....	_____	
12. Total (Line 9 minus Line 10 minus Line 11).....		<u>0</u>

Potential Exposure Check

13. Part A, Section 1, Column 21.....	_____	
14. Part B, Section 1, Column 20.....	_____	
15. Part D, Section 1, Column 11.....	_____	
16. Total (Line 13 plus Line 14 minus Line 15).....		<u>0</u>

SCHEDULE E- VERIFICATION

Cash Equivalents

	1 Year to Date	2 Prior Year Ended December 31
1. Book/adjusted carrying value, December 31 of prior year.....	0	
2. Cost of cash equivalents acquired.....		
3. Accrual of discount.....		
4. Unrealized valuation increase (decrease).....		
5. Total gain (loss) on disposals.....		
6. Deduct consideration received on disposals.....		
7. Deduct amortization of premium.....		
8. Total foreign exchange change in book/ adjusted carrying value.....		
9. Deduct current year's other than temporary impairment recognized.....		
10. Book/adjusted carrying value at end of current period (Lines 1+2+3+4+5-6-7+8-9).....	0	0
11. Deduct total nonadmitted amounts.....		
12. Statement value at end of current period (Line 10 minus Line 11).....	0	0

Statement as of March 31, 2014 of the **Cooperative Group Benefits Plan**

SCHEDULE A - PART 2

Showing all Real Estate ACQUIRED AND ADDITIONS MADE During the Current Quarter

1	2	3	4	5	6	7	8	9
Description of Property	Location City	State	Date Acquired	Name of Vendor	Actual Cost at Time of Acquisition	Amount of Encumbrances	Book/Adjusted Carrying Value Less Encumbrances	Additional Investment Made After Acquisition

QE01

SCHEDULE A - PART 3

Showing all Real Estate DISPOSED During the Quarter, Including Payments During the Final Year on "Sales Under Contract "

1	2	3	4	5	6	7	8	9	10	11	12	13	14	15	16	17	18	19	20
Description of Property	City	State	Disposal Date	Name of Purchaser	Actual Cost	Expensed for Additions, Permanent Improvements and Changes in Encumbrances	Book/Adjusted Carrying Value Less Encumbrances Prior Year	Current Year's Depreciation	Current Year's Temporary Impairment Recognized	Current Year's Change in Encumbrances	Total Change in B/A C.V. (11 - 9 - 10)	Total Foreign Exchange Change in B/A C.V.	Book/Adjusted Carrying Value Less Encumbrances on Disposal	Amounts Received During Year	Foreign Exchange Gain (Loss) on Disposal	Realized Gain (Loss) on Disposal	Total Gain (Loss) on Disposal	Gross Income Earned Less Interest Incurred on Encumbrances	Taxes, Repairs, and Expenses Incurred

05/13/2014 4:27:53 PM

Statement as of March 31, 2014 of the **Cooperative Group Benefits Plan**

SCHEDULE B - PART 2

Showing all Mortgage Loans ACQUIRED AND ADDITIONS MADE During the Current Quarter

1	2	3	4	5	6	7	8	9
Loan Number	Location City	State	Loan Type	Date Acquired	Rate of Interest	Actual Cost at Time of Acquisition	Additional Investment Made After Acquisition	Value of Land and Buildings

QE02

SCHEDULE B - PART 3

Showing all Mortgage Loans DISPOSED, Transferred or Repaid During the Current Quarter

1	2	3	4	5	6	7	8	9	10	11	12	13	14	15	16	17	18
Loan Number	Location City	State	Loan Type	Date Acquired	Disposal Date	Book Value/ Recorded Investment Excluding Accrued Interest Prior Year	Unrealized Valuation Increase (Decrease)	Current Year's (Amortization)/ Accretion	Current Year's Other Than Temporary Impairment Recognized	Capitalized Deferred Interest and Other	Total Change in Book Value (8+9-10+11)	Total Foreign Exchange Change in Book Value	Book Value/ Recorded Investment Excluding Accrued Interest on Disposal	Consideration	Foreign Exchange Gain (Loss) on Disposal	Realized Gain (Loss) on Disposal	Total Gain (Loss) on Disposal

05/13/2014 4:27:53 PM

Statement as of March 31, 2014 of the **Cooperative Group Benefits Plan**

SCHEDULE BA - PART 2

Showing Other Long-Term Invested Assets ACQUIRED AND ADDITIONS MADE During the Current Quarter

1	2	3	4	5	6	7	8	9	10	11	12	13
CUSIP Identification	Name or Description	Location		Name of Vendor or General Partner	NAIC Designation	Date Originally Acquired	Type and Strategy	Actual Cost at Time of Acquisition	Additional Investment Made After Acquisition	Amount of Encumbrances	Commitment for Additional Investment	Percentage of Ownership
		City	State									

QE03

SCHEDULE BA - PART 3

Showing Other Long-Term Invested Assets DISPOSED, Transferred or Repaid During the Current Quarter

1	2	3	4	5	6	7	8	9	10	11	12	13	14	15	16	17	18	19	20
CUSIP Identification	Name or Description	Location		Name of Purchaser or Nature of Disposal	Date Originally Acquired	Disposal Date	Book/Adjusted Carrying Value Less Encumbrances, Prior Year	Unrealized Valuation Increase (Decrease)	Current Year's (Depreciation) or (Amortization)/ Accretion	Current Year's Other Than Temporary Impairment Recognized	Capitalized Interest and Other	Total Change in B/A,C,V (9+10+11+12)	Total Foreign Exchange Change in B/A,C,V	Book/Adjusted Carrying Value Less Encumbrances on Disposal	Consideration on Disposal	Foreign Exchange Gain (Loss) on Disposal	Realized Gain (Loss) on Disposal	Total Gain (Loss) on Disposal	Investment Income
		City	State																

05/13/2014 4:27:53 PM

Statement as of March 31, 2014 of the **Cooperative Group Benefits Plan**

SCHEDULE D - PART 3

Show all Long-Term Bonds and Stock Acquired During the Current Quarter

1 CUSIP Identification	2 Description <small>(a) For all common stock bearing the NAIC market indicator "J" provide: the number of such issues:0</small>	3 Foreign	4 Date Acquired	5 Name of Vendor	6 Number of Shares of Stock	7 Actual Cost	8 Par Value	9 Paid for Accrued Interest and Dividends	10 NAIC Designation or Market Indicator (a)
------------------------------	--	--------------	-----------------------	---------------------	-----------------------------------	------------------	----------------	--	--

Statement as of March 31, 2014 of the **Cooperative Group Benefits Plan**

SCHEDULE D - PART 4

Show All Long-Term Bonds and Stock Sold, Redeemed or Otherwise Disposed of During the Current Quarter

1	2	3	4	5	6	7	8	9	10	11	12	13	14	15	16	17	18	19	20	21	22
CUSIP Identification	Description	Foreign	Disposal Date	Name of Purchaser	Number of Shares of Stock	Consideration	Par Value	Actual Cost	Prior Year Book/Adjusted Carrying Value	Unrealized Valuation Increase/(Decrease)	Current Year's (Amortization)/Accretion	Current Year's Other Than Temporary Impairment Recognized	Total Change in B./A.C.V. (11+12-13)	Total Foreign Exchange Change in B./A.C.V.	Book/Adjusted Carrying Value At Disposal Date	Foreign Exchange Gain (Loss) on Disposal	Realized Gain (Loss) on Disposal	Total Gain (Loss) on Disposal	Bond Interest/Stock Dividends Received During Year	Contractual Maturity Date	NAIC Designation or Market Indicator (a)

(a) For all common stock bearing the NAIC market indicator "U" provide: the number of such issues:0.

Statement as of March 31, 2014 of the **Cooperative Group Benefits Plan**

SCHEDULE DB - PART A - SECTION 1

Showing all Options, Caps, Floors, Collars, Swaps and Forwards Open as of Current Statement Date

1	2	3	4	5	6	7	8	9	10	11	12	13	14	15	16	17	18	19	20	21	22	23
Description	Description of Item(s) Hedged, Used for Income Generation or Replicated	Schedule /Exhibit Identifier	Type(s) of Risk (a)	Exchange, Counterparty or Central Clearinghouse	Trade Date	Maturity or Expiration Date	Number of Contracts	Notional Amount	Strike Price, Rate of Indexed Received (Paid)	Cumulative Prior Year(s) Initial Cost of Premium (Received) Paid	Current Year Initial Cost of Premium (Received) Paid	Current Year Income	Book/ Adjusted Carrying Value	Code	Fair Value	Unrealized Valuation Increase (Decrease)	Total Foreign Exchange Change in B/A C.V.	Current Year's (Amortization) Accretion	Adjustment to Carrying Value of Hedged Items	Potential Exposure	Credit Quality of Reference Entity	Hedge Effectiveness at Inception and at Quarter-end (b)

(a) Code Description of Hedged Risk(s)

QE06

(b) Code Financial or Economic Impact of the Hedge at the End of the Reporting Period

05/13/2014 4:27:54 PM

Statement as of March 31, 2014, of the **Cooperative Group Benefits Plan**

SCHEDULE DB - PART B - SECTION 1

Futures Contracts Open as of the Current Statement Date

1	2	3	4	5	6	7	8	9	10	11	12	13	14	15	16	17	18	19	20	21	22
Ticker Symbol	Number of Contracts	Notional Amount	Description	Description of Item(s) Hedged Used for Income General or Replicated	Schedule/ Exhibit Identifier	Type(s) of Risk (a)	Date of Maturity or Expiration	Exchange	Trade Date	Transaction Price	Reporting Date	Fair Value	Book/ Adjusted Carrying Value	Cumulative Variation Margin	Deferred Variation Margin	Changes in Variation Margin (Gain (Loss) Used to Adjust Basis of Hedged Item)	Cumulative Variation Margin for All Other Hedges	Change in Variation Margin (Gain (Loss) Recognized in Current Year)	Potential Exposure	Hedge Effectiveness as Reported in (a) or (b) Quarterly	Value of One (1) Point

(a) Code Description of Hedged Risk(s)

(b) Code Financial or Economic Impact of the Hedge at the End of the Reporting Period

Broker Name	Beginning Cash Balance	Cumulative Cash Change	Ending Cash Balance
Brokers			
Total Net Cash Deposits	0	0	0

Statement as of March 31, 2014, of the **Cooperative Group Benefits Plan**

SCHEDULE DB - PART D - SECTION 1

Counterparty Exposure for Derivative Instruments Open as of Current Statement Date

1 Description of Exchange, Counterparty or Central Clearinghouse	2 Master Agreement (Y or N)	3 Credit Support Annex (Y or N)	4 Fair Value of Acceptable Collateral	Book Adjusted Carrying Value		Fair Value			11 Potential Exposure	12 Off-Balance Sheet Exposure	
				5 Contracts With Book Adjusted Carrying Value > 0	6 Contracts With Book Adjusted Carrying Value < 0	7 Exposure Net of Collateral	8 Contracts With Fair Value > 0	9 Contracts With Fair Value < 0			10 Exposure Net of Collateral

Statement as of March 31, 2014 of the **Cooperative Group Benefits Plan**

SCHEDULE DB - PART D - SECTION 2

Collateral for Derivative Instruments Open as of Current Statement Date

1 Exchanges, Counterparty or Central Clearinghouse	2 Type of Asset Pledged	3 CUSIP Identification	4 Description	5 Fair Value	6 Par Value	7 Book-Adjusted Carrying Value	8 Maturity Date	9 Type of Margin (I, V or IV)
--	-------------------------------	------------------------------	------------------	-----------------	----------------	--------------------------------------	--------------------	-------------------------------------

**SCHEDULE DL - PART 1
SECURITIES LENDING COLLATERAL ASSETS**

Reinvested Collateral Assets Owned Current Statement Date

1	2	3	4	5	6	7
CUSIP Identification	Description	Code	NAIC Designation /Market Indicator	Fair Value	Book/Adjusted Carrying Value	Maturity Dates

General Interrogatories:

1. The activity for the year to date: Fair Value \$.....0 Book/Adjusted Carrying Value \$.....0
2. Average balance for the year to date: Fair Value \$.....0 Book/Adjusted Carrying Value \$.....0
3. Reinvested securities lending collateral assets book/adjusted carrying value included in this schedule by NAIC designation:
 NAIC 1: \$.....0 NAIC 2: \$.....0 NAIC 3: \$.....0 NAIC 4: \$.....0 NAIC 5: \$.....0 NAIC 6: \$.....0

**SCHEDULE DL - PART 2
SECURITIES LENDING COLLATERAL ASSETS**

Reinvested Collateral Assets Owned Current Statement Date

1	2	3	4	5	6	7
CUSIP Identification	Description	Code	NAIC Designation /Market Indicator	Fair Value	Book/Adjusted Carrying Value	Maturity Dates

General Interrogatory:

1. Total activity for the year to date: Fair Value \$.....0 Book/Adjusted Carrying Value \$.....0
2. Average balance for the year to date: Fair Value \$.....0 Book/Adjusted Carrying Value \$.....0

SCHEDULE E - PART 1 - CASH

Month End Depository Balances

1 Depository	2 Code	3 Rate of Interest	4 Amount of Interest Received During Current Quarter	5 Amount of Interest Accrued at Current Statement Date	Book Balance at End of Each Month During Current Quarter			9 *
					6 First Month	7 Second Month	8 Third Month	
Open Depositories								
huntington National Bank.....					(1,098,782)	(933,520)	(416,273)	XXX.
Bank Midwest, NA.....		varies.....	399.....		249,138	249,262	249,398	XXX.
CAT floating rate demand note.....		varies.....	221.....		149,525	149,602	149,670	XXX.
Columbus First Bank.....		varies.....	276.....		249,470	249,556	249,095	XXX.
Commerce National Bank.....		varies.....	153.....		249,303	249,351	249,403	XXX.
Everbank.....		varies.....	375.....		249,604	249,117	249,246	XXX.
Federally insured cash act - US Bank.....		varies.....	1,376.....		2,426,089	2,426,517	2,426,990	XXX.
GE floating rate demand note.....		varies.....	217.....		149,616	149,687	149,744	XXX.
Huntington National Bank.....		varies.....	3.....		28,387	30,152	30,716	XXX.
Invesco.....		varies.....	106.....		972,743	857,762	1,507,797	XXX.
Metro City Bank.....		varies.....	276.....		249,592	249,086	249,181	XXX.
Nationwide Bank.....		varies.....	369.....		249,254	249,359	249,496	XXX.
Plaza Bank.....		varies.....	338.....		249,575	249,105	249,222	XXX.
TD Bank.....		varies.....	122.....		249,346	249,384	249,427	XXX.
0199999 Total Open Depositories.....	XXX	XXX	4,231	0	4,622,860	4,674,430	5,843,113	XXX.
0399999 Total Cash on Deposit.....	XXX	XXX	4,231	0	4,622,860	4,674,430	5,843,113	XXX.
0599999 Total Cash.....	XXX	XXX	4,231	0	4,622,860	4,674,430	5,843,113	XXX.

SCHEDULE E - PART 2 - CASH EQUIVALENTS

Show Investments Owned End of Current Quarter

1 Description	2 Code	3 Date Acquired	4 Rate of Interest	5 Maturity Date	6 Book/Adjusted Carrying Value	7 Amount of Interest Due & Accrued	8 Amount Received During Year
------------------	-----------	-----------------------	--------------------------	-----------------------	--------------------------------------	--	-------------------------------------