



HEALTH ANNUAL STATEMENT

FOR THE YEAR ENDED DECEMBER 31, 2013
OF THE CONDITION AND AFFAIRS OF THE

Cigna Dental Health of Ohio, Inc.

NAIC Group Code09010901NAIC Company Code47805Employer's ID Number59-2579774
(Current)(Prior)

Organized under the Laws ofOhio, State of Domicile or Port of EntryOhio

Country of DomicileUnited States of America

Licensed as business type:Other

Is HMO Federally Qualified? Yes [] No [X]

Incorporated/Organized06/17/1985Commenced Business11/06/1985

Statutory Home Office1300 East 9th StreetCleveland , OH, US 44114
(Street and Number)(City or Town, State, Country and Zip Code)

Main Administrative Office1571 Sawgrass Corporate Parkway Suite 140Sunrise , FL, US 33323954-514-6600
(Street and Number)(City or Town, State, Country and Zip Code)(Area Code) (Telephone Number)

Mail Address1571 Sawgrass Corporate Parkway Suite 140Sunrise , FL, US 33323
(Street and Number or P.O. Box)(City or Town, State, Country and Zip Code)

Primary Location of Books and Records1571 Sawgrass Corporate Parkway Suite 140Sunrise , FL, US 33323954-514-6600
(Street and Number)(City or Town, State, Country and Zip Code)(Area Code) (Telephone Number)

Internet Website Addresswww.cigna.com

Statutory Statement ContactAngela Collie954-514-6681
(Name)(Area Code) (Telephone Number)

angela.collie@cigna.com860-298-1750
(E-mail Address)(FAX Number)

OFFICERS

PresidentMatthew Glenn MandersSecretaryAnna Krishtul

TreasurerChristopher John Whelan #ActuaryGregory John Czar

OTHER

Christopher John Whelan # Vice PresidentJulie Ann Vayer Vice PresidentBarry Richard McHale Vice President

David Matthew Porcello Vice PresidentLance Manuel Thomas # Vice PresidentMaureen Hardiman Ryan Vice President

Scott Ronald Lambert Vice President

DIRECTORS OR TRUSTEES

Matthew Glenn MandersChristopher John Whelan #Julie Ann Vayer

State of _____ SS:
County of _____

The officers of this reporting entity being duly sworn, each depose and say that they are the described officers of said reporting entity, and that on the reporting period stated above, all of the herein described assets were the absolute property of the said reporting entity, free and clear from any liens or claims thereon, except as herein stated, and that this statement, together with related exhibits, schedules and explanations therein contained, annexed or referred to, is a full and true statement of all the assets and liabilities and of the condition and affairs of the said reporting entity as of the reporting period stated above, and of its income and deductions therefrom for the period ended, and have been completed in accordance with the NAIC Annual Statement Instructions and Accounting Practices and Procedures manual except to the extent that: (1) state law may differ; or, (2) that state rules or regulations require differences in reporting not related to accounting practices and procedures, according to the best of their information, knowledge and belief, respectively. Furthermore, the scope of this attestation by the described officers also includes the related corresponding electronic filing with the NAIC, when required, that is an exact copy (except for formatting differences due to electronic filing) of the enclosed statement. The electronic filing may be requested by various regulators in lieu of or in addition to the enclosed statement.

Matthew Glenn MandersChristopher John WhelanAnna Krishtul
PresidentTreasurerSecretary

Subscribed and sworn to before me this _____ day of _____

a. Is this an original filing? Yes [X] No []
b. If no,
1. State the amendment number.....
2. Date filed
3. Number of pages attached.....

ANNUAL STATEMENT FOR THE YEAR 2013 OF THE CIGNA DENTAL HEALTH OF OH INC

EXHIBIT 2 - ACCIDENT AND HEALTH PREMIUMS DUE AND UNPAID

[illegible]

Exhibit 3 - Health Care Receivables
N O N E

Exhibit 3A - Health Care Receivables Collected and Accrued
N O N E

EXHIBIT 4 - CLAIMS UNPAID AND INCENTIVE POOL, WITHHOLD AND BONUS (Reported and Unreported)

[illegible]

EXHIBIT 5 - AMOUNTS DUE FROM PARENT, SUBSIDIARIES AND AFFILIATES

22

Payment Method	1 Direct Medical Expense Payment	2 Column 1 as a % of Total Payments	3 Total Members Covered	4 Column 3 as a % of Total Members	5 Column 1 Expenses Paid to Affiliated Providers	6 Column 1 Expenses Paid to Non-Affiliated Providers
Capitation Payments:						
1. Medical groups	0	0.0	0	0.0	0	0
2. Intermediaries.....	0	0.0	0	0.0	0	0
3. All other providers.....	1,267,990	25.6	45,398	100.0	0	1,267,990
4. Total capitation payments.....	1,267,990	25.6	45,398	100.0	0	1,267,990
Other Payments:						
5. Fee-for-service	3,301,042	66.6	XXX	XXX	0	3,301,042
6. Contractual fee payments	79,594	1.6	XXX	XXX	0	79,594
7. Bonus/withhold arrangements - fee-for-service	0	0.0	XXX	XXX	0	0
8. Bonus/withhold arrangements - contractual fee payments	0	0.0	XXX	XXX	0	0
9. Non-contingent salaries	0	0.0	XXX	XXX	0	0
10. Aggregate cost arrangements	0	0.0	XXX	XXX	0	0
11. All other payments	307,904	6.2	XXX	XXX	0	307,904
12. Total other payments	3,688,540	74.4	XXX	XXX	0	3,688,540
13. TOTAL (Line 4 plus Line 12)	4,956,530	100%	XXX	XXX	0	4,956,530

EXHIBIT 7 - PART 2 - SUMMARY OF TRANSACTIONS WITH INTERMEDIARIES

[illegible]

Exhibit 8 - Furniture and Equipment Owned

N O N E



ANNUAL STATEMENT FOR THE YEAR 2013 OF THE CIGNA DENTAL HEALTH OF OH INC

EXHIBIT OF PREMIUMS, ENROLLMENT AND UTILIZATION (a)

REPORT FOR: 1. CORPORATION

Cigna Dental Health of Ohio, Inc.

2. Cleveland, OH

NAIC Group Code		BUSINESS IN THE STATE OF		DURING THE YEAR							(LOCATION)	
0901		Ohio		2013							NAIC Company Code	
		1	Comprehensive (Hospital & Medical)		4	5	6	7	8	9	47805	
			2	3								
		Total	Individual	Group	Medicare Supplement	Vision Only	Dental Only	Federal Employees Health Benefit Plan	Title XVIII Medicare	Title XIX Medicaid	Other	
Total Members at end of:												
1.	Prior Year	46,662	0	0	0	0	46,662	0	0	0	0	
2.	First Quarter	46,100	0	0	0	0	46,100	0	0	0	0	
3.	Second Quarter	45,637	0	0	0	0	45,637	0	0	0	0	
4.	Third Quarter	45,586	0	0	0	0	45,586	0	0	0	0	
5.	Current Year	45,398	0	0	0	0	45,398	0	0	0	0	
6.	Current Year Member Months	547,265	0	0	0	0	547,265	0	0	0	0	
Total Member Ambulatory Encounters for Year:												
7.	Physician	0	0	0	0	0	0	0	0	0	0	
8.	Non-Physician	0	0	0	0	0	0	0	0	0	0	
9.	Total	0	0	0	0	0	0	0	0	0	0	
10.	Hospital Patient Days Incurred	0	0	0	0	0	0	0	0	0	0	
11.	Number of Inpatient Admissions	0	0	0	0	0	0	0	0	0	0	
12.	Health Premiums Written (b)	9,147,112	0	0	0	0	9,147,112	0	0	0	0	
13.	Life Premiums Direct	0	0	0	0	0	0	0	0	0	0	
14.	Property/Casualty Premiums Written	0	0	0	0	0	0	0	0	0	0	
15.	Health Premiums Earned	9,147,112	0	0	0	0	9,147,112	0	0	0	0	
16.	Property/Casualty Premiums Earned	0	0	0	0	0	0	0	0	0	0	
17.	Amount Paid for Provision of Health Care Services	4,956,530	0	0	0	0	4,956,530	0	0	0	0	
18.	Amount Incurred for Provision of Health Care Services	4,902,294	0	0	0	0	4,902,294	0	0	0	0	

(a) For health business: number of persons insured under PPO managed care products0 and number of persons insured under indemnity only products0 .

(b) For health premiums written: amount of Medicare Title XVIII exempt from state taxes or fees \$0



ANNUAL STATEMENT FOR THE YEAR 2013 OF THE CIGNA DENTAL HEALTH OF OH INC

EXHIBIT OF PREMIUMS, ENROLLMENT AND UTILIZATION (a)

REPORT FOR: 1. CORPORATION

Cigna Dental Health of Ohio, Inc.

2. Cleveland, OH

NAIC Group Code		0901		BUSINESS IN THE STATE OF		Grand Total		DURING THE YEAR		2013		(LOCATION)		NAIC Company Code		47805					
		1		Comprehensive (Hospital & Medical)		4		5		6		7		8		9		10			
				2	3																
		Total		Individual		Group		Medicare Supplement		Vision Only		Dental Only		Federal Employees Health Benefit Plan		Title XVIII Medicare		Title XIX Medicaid		Other	
Total Members at end of:																					
1. Prior Year		46,662		0		0		0		0		46,662		0		0		0		0	
2. First Quarter		46,100		0		0		0		0		46,100		0		0		0		0	
3. Second Quarter		45,637		0		0		0		0		45,637		0		0		0		0	
4. Third Quarter		45,586		0		0		0		0		45,586		0		0		0		0	
5. Current Year		45,398		0		0		0		0		45,398		0		0		0		0	
6. Current Year Member Months		547,265		0		0		0		0		547,265		0		0		0		0	
Total Member Ambulatory Encounters for Year:																					
7. Physician		0		0		0		0		0		0		0		0		0		0	
8. Non-Physician		0		0		0		0		0		0		0		0		0		0	
9. Total		0		0		0		0		0		0		0		0		0		0	
10. Hospital Patient Days Incurred		0		0		0		0		0		0		0		0		0		0	
11. Number of Inpatient Admissions		0		0		0		0		0		0		0		0		0		0	
12. Health Premiums Written (b)		9,147,112		0		0		0		0		9,147,112		0		0		0		0	
13. Life Premiums Direct		0		0		0		0		0		0		0		0		0		0	
14. Property/Casualty Premiums Written		0		0		0		0		0		0		0		0		0		0	
15. Health Premiums Earned.....		9,147,112		0		0		0		0		9,147,112		0		0		0		0	
16. Property/Casualty Premiums Earned		0		0		0		0		0		0		0		0		0		0	
17. Amount Paid for Provision of Health Care Services.....		4,956,530		0		0		0		0		4,956,530		0		0		0		0	
18. Amount Incurred for Provision of Health Care Services		4,902,294		0		0		0		0		4,902,294		0		0		0		0	

Schedule S - Part 1 - Section 2

NONE

Schedule S - Part 2

NONE

Schedule S - Part 3 - Section 2

NONE

Schedule S - Part 4

NONE

Schedule S - Part 4 - Bank Footnote

NONE

Schedule S - Part 5

NONE

Schedule S - Part 5 - Bank Footnote

NONE

Schedule S - Part 6

NONE

Schedule S - Part 7

NONE

SCHEDULE T - PART 2
INTERSTATE COMPACT - EXHIBIT OF PREMIUMS WRITTEN

Allocated by States and Territories

States, Etc.		Direct Business Only				
		1	2	3	4	6
		Life (Group and Individual)	Annuities (Group and Individual)	Disability Income (Group and Individual)	Long-Term Care (Group and Individual)	Totals
1.	Alabama	AL				
2.	Alaska	AK				
3.	Arizona	AZ				
4.	Arkansas	AR				
5.	California	CA				
6.	Colorado	CO				
7.	Connecticut	CT				
8.	Delaware	DE				
9.	District of Columbia	DC				
10.	Florida	FL				
11.	Georgia	GA				
12.	Hawaii	HI				
13.	Idaho	ID				
14.	Illinois	IL				
15.	Indiana	IN				
16.	Iowa	IA				
17.	Kansas	KS				
18.	Kentucky	KY				
19.	Louisiana	LA				
20.	Maine	ME				
21.	Maryland	MD				
22.	Massachusetts	MA				
23.	Michigan	MI				
24.	Minnesota	MN				
25.	Mississippi	MS				
26.	Missouri	MO				
27.	Montana	MT				
28.	Nebraska	NE				
29.	Nevada	NV				
30.	New Hampshire	NH				
31.	New Jersey	NJ				
32.	New Mexico	NM				
33.	New York	NY				
34.	North Carolina	NC				
35.	North Dakota	ND				
36.	Ohio	OH				
37.	Oklahoma	OK				
38.	Oregon	OR				
39.	Pennsylvania	PA				
40.	Rhode Island	RI				
41.	South Carolina	SC				
42.	South Dakota	SD				
43.	Tennessee	TN				
44.	Texas	TX				
45.	Utah	UT				
46.	Vermont	VT				
47.	Virginia	VA				
48.	Washington	WA				
49.	West Virginia	WV				
50.	Wisconsin	WI				
51.	Wyoming	WY				
52.	American Samoa	AS				
53.	Guam	GU				
54.	Puerto Rico	PR				
55.	U.S. Virgin Islands	VI				
56.	Northern Mariana Islands	MP				
57.	Canada	CAN				
58.	Aggregate Other Alien	OT				
59.	Total					

NONE

ANNUAL STATEMENT FOR THE YEAR 2013 OF THE CIGNA DENTAL HEALTH OF OH INC

SCHEDULE Y
PART 1A - DETAIL OF INSURANCE HOLDING COMPANY SYSTEM

1	2	3	4	5	6	7	8	9	10	11	12	13	14	15
Group Code	Group Name	NAIC Company Code	Federal ID Number	Federal RSSD	CIK	Name of Securities Exchange if Publicly Traded (U.S. or International)	Names of Parent, Subsidiaries Or Affiliates	Domi-ciliary Location	Relation-ship to Reporting Entity	Directly Controlled by (Name of Entity/Person)	Type of Control (Ownership, Board, Management, Attorney-in-Fact, Influence, Other)	If Control is Ownership Provide Percentage	Ultimate Controlling Entity(ies)/Person(s)	*
	Cigna Group		06-1059331	1591167	0000701221	US	Cigna Corporation	DE	UIP	Cigna Corporation	Ownership	100.000	Cigna Corporation	
	Cigna Group		06-1072796	1591167	0000701221		Cigna Holdings, Inc.	DE	UIP	Cigna Corporation	Ownership	100.000	Cigna Corporation	
	Cigna Group		51-0402128	1591167	0000701221		Cigna Intellectual Property, Inc.	DE	NIA	Cigna Holdings, Inc.	Ownership	100.000	Cigna Corporation	
	Cigna Group		06-1095823	1591167	0000701221		Cigna Investment Group, Inc.	DE	NIA	Cigna Holdings, Inc.	Ownership	100.000	Cigna Corporation	
	Cigna Group		52-0291385	1591167	0000701221		Cigna International Finance, Inc.	DE	NIA	Cigna Investment Group, Inc.	Ownership	100.000	Cigna Corporation	
	Cigna Group		23-1914061	1591167	0000701221		Former Cigna Investments, Inc	DE	NIA	Cigna Investment Group, Inc.	Ownership	100.000	Cigna Corporation	
	Cigna Group		06-0861092	1591167	0000701221		Cigna Investments, Inc.	DE	NIA	Cigna Investment Group, Inc.	Ownership	100.000	Cigna Corporation	
	Cigna Group		06-1336442	1591167	0000701221		Cigna Mezzanine Partners III, L.P.	DE	NIA	Cigna Mezzanine Partners III, Inc.	Ownership	100.000	Cigna Corporation	
	Cigna Group		06-1207641	1591167	0000701221		Cottage Grove Real Estate, Inc.	DE	NIA	Cigna Investment Group, Inc.	Ownership	100.000	Cigna Corporation	
	Cigna Group		06-1336442	1591167	0000701221		Cigna Mezzanine Partners III, Inc.	DE	NIA	Cigna Investments, Inc.	Ownership	100.000	Cigna Corporation	
	Cigna Group		01-0947889	1591167	0000701221		Cigna Benefits Financing, Inc.	DE	NIA	Cigna Investments, Inc.	Ownership	100.000	Cigna Corporation	
	Cigna Group		06-0840391	1591167	0000701221		Connecticut General Corporation	CT	UIP	Cigna Holdings, Inc.	Ownership	100.000	Cigna Corporation	
	Cigna Group		81-0585518	1591167	0000701221		Benefit Management Corp.	MT	NIA	Connecticut General Corporation	Ownership	100.000	Cigna Corporation	
							Alligiance Life & Health Insurance Company							
	Cigna Group	12814	20-4433475	1591167	0000701221			MT	IA	Benefit Management Corp.	Ownership	100.000	Cigna Corporation	
	Cigna Group		20-3851464	1591167	0000701221		Alligiance Re, Inc.	MT	IA	Benefit Management Corp.	Ownership	100.000	Cigna Corporation	
	Cigna Group		81-0400550	1591167	0000701221		Alligiance Benefit Plan Management, Inc.	MT	NIA	Benefit Management Corp.	Ownership	100.000	Cigna Corporation	
	Cigna Group		71-0916514	1591167	0000701221		Alligiance COBRA Services, Inc.	MT	NIA	Benefit Management Corp.	Ownership	100.000	Cigna Corporation	
	Cigna Group		00-0000000	1591167	0000701221		Alligiance Provider Direct, LLC	MT	NIA	Benefit Management Corp.	Ownership	100.000	Cigna Corporation	
	Cigna Group		00-0000000	1591167	0000701221		Community Health Network, LLC	MT	NIA	Benefit Management Corp.	Ownership	50.000	Cigna Corporation	
	Cigna Group		81-0425785	1591167	0000701221		Intermountain Underwriters, Inc.	MT	NIA	Benefit Management Corp.	Ownership	100.000	Cigna Corporation	
	Cigna Group		00-0000000	1591167	0000701221		Star Point, LLC	MT	NIA	Benefit Management Corp.	Ownership	100.000	Cigna Corporation	
	Cigna Group		20-1821898	1591167	0000701221		HealthSpring, Inc.	DE	NIA	Connecticut General Corporation	Ownership	100.000	Cigna Corporation	
	Cigna Group		76-0628370	1591167	0000701221		NewQuest, LLC	TX	NIA	HealthSpring, Inc.	Ownership	100.000	Cigna Corporation	
	Cigna Group		52-1929677	1591167	0000701221		Bravo Health, LLC	DE	NIA	NewQuest, LLC	Ownership	100.000	Cigna Corporation	
	Cigna Group	10095	52-2259087	1591167	0000701221		Bravo Health Mid-Atlantic, Inc.	MD	IA	Bravo Health, LLC	Ownership	100.000	Cigna Corporation	
	Cigna Group	11254	52-2363406	1591167	0000701221		Bravo Health Pennsylvania, Inc.	PA	IA	Bravo Health, LLC	Ownership	100.000	Cigna Corporation	
							HealthSpring Life & Health Insurance Company, Inc.							
	Cigna Group	12902	20-8534298	1591167	0000701221			TX	IA	NewQuest, LLC	Ownership	100.000	Cigna Corporation	
	Cigna Group	95781	63-0925225	1591167	0000701221		HealthSpring of Alabama, Inc.	AL	IA	NewQuest, LLC	Ownership	100.000	Cigna Corporation	
	Cigna Group	11532	65-1129599	1591167	0000701221		HealthSpring of Florida, Inc.	FL	IA	NewQuest, LLC	Ownership	100.000	Cigna Corporation	
	Cigna Group		77-0632665	1591167	0000701221		NewQuest Management of Illinois, LLC	IL	NIA	NewQuest, LLC	Ownership	100.000	Cigna Corporation	
	Cigna Group		20-4954206	1591167	0000701221		NewQuest Management of Florida, LLC	FL	NIA	NewQuest, LLC	Ownership	100.000	Cigna Corporation	
	Cigna Group		20-8647386	1591167	0000701221		HealthSpring Management of America, LLC	DE	NIA	NewQuest, LLC	Ownership	100.000	Cigna Corporation	
	Cigna Group		45-0633893	1591167	0000701221		NewQuest Management of West Virginia, LLC	DE	NIA	NewQuest, LLC	Ownership	100.000	Cigna Corporation	
	Cigna Group		75-3108527	1591167	0000701221		TexQuest, LLC	DE	NIA	NewQuest, LLC	Ownership	100.000	Cigna Corporation	
	Cigna Group		75-3108521	1591167	0000701221		HouQuest, LLC	DE	NIA	NewQuest, LLC	Ownership	100.000	Cigna Corporation	
	Cigna Group		76-0657035	1591167	0000701221		GulfQuest, LP	TX	NIA	HouQuest, LLC	Ownership	99.000	Cigna Corporation	
	Cigna Group		33-1033586	1591167	0000701221		NewQuest Management of Alabama, LLC	AL	NIA	NewQuest, LLC	Ownership	100.000	Cigna Corporation	
	Cigna Group		72-1559530	1591167	0000701221		HealthSpring USA, LLC	TN	NIA	NewQuest, LLC	Ownership	100.000	Cigna Corporation	
	Cigna Group		62-1540621	1591167	0000701221		HealthSpring Management, Inc.	TN	NIA	NewQuest, LLC	Ownership	100.000	Cigna Corporation	
	Cigna Group	11522	62-1593150	1591167	0000701221		HealthSpring of Tennessee, Inc.	TN	IA	HealthSpring Management, Inc.	Ownership	100.000	Cigna Corporation	
	Cigna Group		20-5524622	1591167	0000701221		Tennessee Quest, LLC	TN	NIA	HealthSpring Management, Inc.	Ownership	100.000	Cigna Corporation	
	Cigna Group		26-2353476	1591167	0000701221		HealthSpring Pharmacy Services, LLC	DE	NIA	NewQuest, LLC	Ownership	100.000	Cigna Corporation	
	Cigna Group		26-2353772	1591167	0000701221		HealthSpring Pharmacy of Tennessee, LLC	DE	NIA	HealthSpring Pharmacy Services, LLC	Ownership	100.000	Cigna Corporation	
	Cigna Group	13733	03-0452349	1591167	0000701221		Cigna Arbor Life Insurance Company	CT	IA	Connecticut General Corporation	Ownership	100.000	Cigna Corporation	
	Cigna Group		41-1648670	1591167	0000701221		Cigna Behavioral Health, Inc.	MN	NIA	Connecticut General Corporation	Ownership	100.000	Cigna Corporation	
							Cigna Behavioral Health of California, Inc.							
	Cigna Group		94-3107309	1591167	0000701221		Inc.	CA	IA	Cigna Behavioral Health, Inc.	Ownership	100.000	Cigna Corporation	
	Cigna Group		75-2751090	1591167	0000701221		Cigna Behavioral Health of Texas, Inc.	TX	NIA	Cigna Behavioral Health, Inc.	Ownership	100.000	Cigna Corporation	

ANNUAL STATEMENT FOR THE YEAR 2013 OF THE CIGNA DENTAL HEALTH OF OH INC

SCHEDULE Y

PART 1A - DETAIL OF INSURANCE HOLDING COMPANY SYSTEM

1	2	3	4	5	6	7	8	9	10	11	12	13	14	15
Group Code	Group Name	NAIC Company Code	Federal ID Number	Federal RSSD	CIK	Name of Securities Exchange if Publicly Traded (U.S. or International)	Names of Parent, Subsidiaries Or Affiliates	Domi-ciliary Loca-tion	Relation-ship to Reporting Entity	Directly Controlled by (Name of Entity/Person)	Type of Control (Ownership, Board, Management, Attorney-in-Fact, Influence, Other)	If Control is Ownership Provide Percentage	Ultimate Controlling Entity(ies)/Person(s)	*
	Cigna Group		06-1346406	1591167	0000701221		MCC Independent Practice Association of New York, Inc.	NY	NIA	Cigna Behavioral Health, Inc.	Ownership	100.000	Cigna Corporation	
	Cigna Group		59-2308055	1591167	0000701221		Cigna Dental Health, Inc.	FL	UDP	Connecticut General Corporation	Ownership	100.000	Cigna Corporation	
	Cigna Group		59-2600475	1591167	0000701221		Cigna Dental Health Of California, Inc.	CA	IA	Cigna Dental Health, Inc.	Ownership	100.000	Cigna Corporation	
	Cigna Group	11175	59-2675861	1591167	0000701221		Cigna Dental Health Of Colorado, Inc.	CO	IA	Cigna Dental Health, Inc.	Ownership	100.000	Cigna Corporation	
	Cigna Group	95380	59-2676987	1591167	0000701221		Cigna Dental Health Of Delaware, Inc.	DE	IA	Cigna Dental Health, Inc.	Ownership	100.000	Cigna Corporation	
	Cigna Group	52021	59-1611217	1591167	0000701221		Cigna Dental Health Of Florida, Inc.	FL	IA	Cigna Dental Health, Inc.	Ownership	100.000	Cigna Corporation	
	Cigna Group		06-1351097	1591167	0000701221		Cigna Dental Health of Illinois, Inc.	IL	IA	Cigna Dental Health, Inc.	Ownership	100.000	Cigna Corporation	
	Cigna Group	52024	59-2625350	1591167	0000701221		Cigna Dental Health Of Kansas, Inc.	KS	IA	Cigna Dental Health, Inc.	Ownership	100.000	Cigna Corporation	
	Cigna Group	52108	59-2619589	1591167	0000701221		Cigna Dental Health Of Kentucky, Inc.	KY	IA	Cigna Dental Health, Inc.	Ownership	100.000	Cigna Corporation	
	Cigna Group	11160	06-1582068	1591167	0000701221		Cigna Dental Health Of Missouri, Inc.	MO	IA	Cigna Dental Health, Inc.	Ownership	100.000	Cigna Corporation	
	Cigna Group	11167	59-2308062	1591167	0000701221		Cigna Dental Health Of New Jersey, Inc.	NJ	IA	Cigna Dental Health, Inc.	Ownership	100.000	Cigna Corporation	
	Cigna Group	95179	56-1803464	1591167	0000701221		Cigna Dental Health Of North Carolina, Inc.	NC	IA	Cigna Dental Health, Inc.	Ownership	100.000	Cigna Corporation	
	Cigna Group	47805	59-2579774	1591167	0000701221		Cigna Dental Health Of Ohio, Inc.	OH		Cigna Dental Health, Inc.	Ownership	100.000	Cigna Corporation	
	Cigna Group	47041	52-1220578	1591167	0000701221		Cigna Dental Health Of Pennsylvania, Inc.	PA	IA	Cigna Dental Health, Inc.	Ownership	100.000	Cigna Corporation	
	Cigna Group	95037	59-2676977	1591167	0000701221		Cigna Dental Health Of Texas, Inc.	TX	IA	Cigna Dental Health, Inc.	Ownership	100.000	Cigna Corporation	
	Cigna Group	52617	52-2188914	1591167	0000701221		Cigna Dental Health Of Virginia, Inc.	VA	IA	Cigna Dental Health, Inc.	Ownership	100.000	Cigna Corporation	
	Cigna Group	47013	86-0807222	1591167	0000701221		Cigna Dental Health Plan Of Arizona, Inc.	AZ	IA	Cigna Dental Health, Inc.	Ownership	100.000	Cigna Corporation	
	Cigna Group	48119	59-2740468	1591167	0000701221		Cigna Dental Health Of Maryland, Inc.	MD	IA	Cigna Dental Health, Inc.	Ownership	100.000	Cigna Corporation	
	Cigna Group		62-1312478	1591167	0000701221		Cigna Health Corporation	DE	NIA	Connecticut General Corporation	Ownership	100.000	Cigna Corporation	
	Cigna Group		02-0387748	1591167	0000701221		Healthsource, Inc.	NH	NIA	Cigna Health Corporation	Ownership	100.000	Cigna Corporation	
	Cigna Group	95125	86-0334392	1591167	0000701221		Cigna HealthCare of Arizona, Inc.	AZ	IA	Healthsource, Inc.	Ownership	100.000	Cigna Corporation	
	Cigna Group		95-3310115	1591167	0000701221		Cigna HealthCare of California, Inc.	CA	IA	Healthsource, Inc.	Ownership	100.000	Cigna Corporation	
	Cigna Group	95604	84-1004500	1591167	0000701221		Cigna HealthCare of Colorado, Inc.	CO	IA	Healthsource, Inc.	Ownership	100.000	Cigna Corporation	
	Cigna Group	95660	06-1141174	1591167	0000701221		Cigna HealthCare of Connecticut, Inc.	CT	IA	Healthsource, Inc.	Ownership	100.000	Cigna Corporation	
	Cigna Group	95136	59-2089259	1591167	0000701221		Cigna HealthCare of Florida, Inc.	FL	IA	Healthsource, Inc.	Ownership	100.000	Cigna Corporation	
	Cigna Group	95602	36-3385638	1591167	0000701221		Cigna HealthCare of Illinois, Inc.	IL	IA	Healthsource, Inc.	Ownership	100.000	Cigna Corporation	
	Cigna Group	95477	01-0418220	1591167	0000701221		Cigna HealthCare of Maine, Inc.	ME	IA	Healthsource, Inc.	Ownership	100.000	Cigna Corporation	
	Cigna Group	95220	02-0402111	1591167	0000701221		Cigna HealthCare of Massachusetts, Inc.	MA	IA	Healthsource, Inc.	Ownership	100.000	Cigna Corporation	
	Cigna Group	95599	52-1404350	1591167	0000701221		Cigna HealthCare Mid-Atlantic, Inc.	MD	IA	Healthsource, Inc.	Ownership	100.000	Cigna Corporation	
	Cigna Group	95493	02-0387749	1591167	0000701221		Cigna HealthCare of New Hampshire, Inc.	NH	IA	Healthsource, Inc.	Ownership	100.000	Cigna Corporation	
	Cigna Group	95500	22-2720890	1591167	0000701221		Cigna HealthCare of New Jersey, Inc.	NJ	IA	Healthsource, Inc.	Ownership	100.000	Cigna Corporation	
	Cigna Group	95121	23-2301807	1591167	0000701221		Cigna HealthCare of Pennsylvania, Inc.	PA	IA	Healthsource, Inc.	Ownership	100.000	Cigna Corporation	
	Cigna Group	95635	36-3359925	1591167	0000701221		Cigna HealthCare of St. Louis, Inc.	MO	IA	Healthsource, Inc.	Ownership	100.000	Cigna Corporation	
	Cigna Group	95518	62-1230908	1591167	0000701221		Cigna HealthCare of Utah, Inc.	UT	IA	Healthsource, Inc.	Ownership	100.000	Cigna Corporation	
	Cigna Group	96229	58-1641057	1591167	0000701221		Cigna HealthCare of Georgia, Inc.	GA	IA	Healthsource, Inc.	Ownership	100.000	Cigna Corporation	
	Cigna Group	95383	74-2767437	1591167	0000701221		Cigna HealthCare of Texas, Inc.	TX	IA	Healthsource, Inc.	Ownership	100.000	Cigna Corporation	
	Cigna Group	95525	35-1679172	1591167	0000701221		Cigna HealthCare of Indiana, Inc.	IN	IA	Healthsource, Inc.	Ownership	100.000	Cigna Corporation	
	Cigna Group	95488	11-2758941	1591167	0000701221		Cigna HealthCare of New York, Inc.	NY	IA	Healthsource, Inc.	Ownership	100.000	Cigna Corporation	
	Cigna Group	95606	62-1218053	1591167	0000701221		Cigna HealthCare of Tennessee, Inc.	TN	IA	Healthsource, Inc.	Ownership	100.000	Cigna Corporation	
	Cigna Group	95132	56-1479515	1591167	0000701221		Cigna HealthCare of North Carolina, Inc.	NC	IA	Healthsource, Inc.	Ownership	100.000	Cigna Corporation	
	Cigna Group	95708	06-1185590	1591167	0000701221		Cigna HealthCare of South Carolina, Inc.	SC	IA	Healthsource, Inc.	Ownership	100.000	Cigna Corporation	
	Cigna Group		00-0000000	1591167	0000701221		Temple Insurance Company Limited	BMJ	IA	Healthsource, Inc.	Ownership	100.000	Cigna Corporation	
	Cigna Group		86-3581583	1591167	0000701221		Arizona Health Plan, Inc.	AZ	NIA	Healthsource, Inc.	Ownership	100.000	Cigna Corporation	
	Cigna Group		02-0467679	1591167	0000701221		Healthsource Properties, Inc.	NH	NIA	Healthsource, Inc.	Ownership	100.000	Cigna Corporation	
	Cigna Group		00-0000000	1591167	0000701221		Managed Care Consultants, Inc.	NV	NIA	Cigna Health Corporation	Ownership	100.000	Cigna Corporation	
	Cigna Group		02-0515554	1591167	0000701221		Choicelinx Corporation	DE	NIA	Cigna Health Corporation	Ownership	100.000	Cigna Corporation	
	Cigna Group		35-1641636	1591167	0000701221		Sagamore Health Network, Inc.	IN	NIA	Cigna Health Corporation	Ownership	100.000	Cigna Corporation	
	Cigna Group		84-0985843	1591167	0000701221		Cigna Healthcare Holdings, Inc.	CO	NIA	Connecticut General Corporation	Ownership	100.000	Cigna Corporation	
	Cigna Group	95388	93-1174749	1591167	0000701221		Great-West Healthcare of Illinois, Inc.	IL	IA	Cigna Healthcare Holdings, Inc.	Ownership	100.000	Cigna Corporation	

ANNUAL STATEMENT FOR THE YEAR 2013 OF THE CIGNA DENTAL HEALTH OF OH INC

SCHEDULE Y
PART 1A - DETAIL OF INSURANCE HOLDING COMPANY SYSTEM

1	2	3	4	5	6	7	8	9	10	11	12	13	14	15
Group Code	Group Name	NAIC Company Code	Federal ID Number	Federal RSSD	CIK	Name of Securities Exchange if Publicly Traded (U.S. or International)	Names of Parent, Subsidiaries Or Affiliates	Domi-ciliary Loca-tion	Relation-ship to Reporting Entity	Directly Controlled by (Name of Entity/Person)	Type of Control (Ownership, Board, Management, Attorney-in-Fact, Influence, Other)	If Control is Ownership Provide Percentage	Ultimate Controlling Entity(ies)/Person(s)	*
	Cigna Group		02-0495422	1591167	0000701221		Cigna Healthcare, Inc.	VT	NIA	Cigna Healthcare Holdings, Inc.	Ownership.....	.100.000	Cigna Corporation	
	Cigna Group		AA-1560515	1591167	0000701221		Cigna Life Insurance Company of Canada	CAN	IA	Connecticut General Corporation	Ownership.....	.100.000	Cigna Corporation	
	Cigna Group	64548	13-2556568	3281743	0000701221		Cigna Life Insurance Company of New York	NY	IA	Connecticut General Corporation	Ownership.....	.100.000	Cigna Corporation	
	Cigna Group	62308	06-0303370	1591167	0000701221		Connecticut General Life Insurance Company	CT	IA	Connecticut General Corporation	Ownership.....	.100.000	Cigna Corporation	
	Cigna Group		06-0303370	1591167	0000701221		CG Gillette Ridge, LLC	DE	NIA	Connecticut General Life Insurance Company	Ownership.....	.100.000	Cigna Corporation	
	Cigna Group		74-3091940	1591167	0000701221		Gillette Ridge Apartments, LLC	MD	NIA	CG Gillette Ridge LLC	Ownership.....	.65.000	Cigna Corporation	
	Cigna Group		06-0303370	1591167	0000701221		CG Merrick, LLC	DE	NIA	Connecticut General Life Insurance Company	Ownership.....	.100.000	Cigna Corporation	
	Cigna Group		52-2345309	1591167	0000701221		Merrick Park, LLC	DE	NIA	CG Merrick LLC	Ownership.....	.30.000	General Growth Properties, Inc. (non-affiliate)	
	Cigna Group		52-2225244	1591167	0000701221		Merrick Park Parking, LLC	MD	NIA	CG Merrick LLC	Ownership.....	.30.000	General Growth Properties, Inc. (non-affiliate)	
	Cigna Group		00-0000000	1591167	0000701221		Civic Holding, LLC	DE	NIA	Cigna Affiliates Realty Investment Group, LLC	Ownership.....	.85.000	Cigna Corporation	
	Cigna Group		45-3481107	1591167	0000701221		CG Mystic Center LLC	DE	NIA	Connecticut General Life Insurance Company	Ownership.....	.100.000	Cigna Corporation	
	Cigna Group		00-0000000	1591167	0000701221		Station Landing Holding, LLC	DE	NIA	CG Mystic Center LLC	Ownership.....	.85.000	Cigna Corporation	
	Cigna Group		45-3481241	1591167	0000701221		CG Mystic Land LLC	DE	NIA	Connecticut General Life Insurance Company	Ownership.....	.100.000	Cigna Corporation	
	Cigna Group		00-0000000	1591167	0000701221		ND/CG HOLDING, LLC	MA	NIA	CG Mystic Land LLC	Ownership.....	.50.000	Cigna Corporation and ND Mystic Center Holding LLC (non-affiliate)	
	Cigna Group		20-3870049	1591167	0000701221		CG Skyline, LLC	DE	NIA	Connecticut General Life Insurance Company	Ownership.....	.100.000	Cigna Corporation	
	Cigna Group		00-0000000	1591167	0000701221		Skyline ND/CG LLC	MA	NIA	CG Skyline LLC	Ownership.....	.85.000	Cigna Corporation	
	Cigna Group		ND-0000000	1591167	0000701221		ND Mystic Center Note LLC	DE	NIA	Skyline ND/CG LLC	Ownership.....	.100.000	Cigna Corporation	
	Cigna Group		00-0000000	1591167	0000701221		Skyline Mezzanine Borrower LLC	MA	NIA	Skyline ND/CG LLC	Ownership.....	.100.000	Cigna Corporation	
	Cigna Group		00-0000000	1591167	0000701221		Skyline at Station Landing LLC	MA	NIA	Skyline Mezzanine Borrower LLC	Ownership.....	.100.000	Cigna Corporation	
	Cigna Group		26-0180898	1591167	0000701221		CareAllies, LLC	DE	NIA	Connecticut General Life Insurance Company	Ownership.....	.100.000	Cigna Corporation	
	Cigna Group		00-0000000	1591167	0000701221		Carson Bayport I LP	DE	NIA	Connecticut General Life Insurance Company	Ownership.....	.59.400	Cigna Corporation	
	Cigna Group		00-0000000	1591167	0000701221		CG Bayport LLC	DE	NIA	Connecticut General Life Insurance Company	Ownership.....	.75.000	Cigna Corporation	
	Cigna Group		00-0000000	1591167	0000701221		Bayport Colony Apartments LLC	FL	NIA	CG Bayport LLC	Ownership.....	.99.900	Cigna Corporation	
	Cigna Group		00-0000000	1591167	0000701221		CG-LINA Bayport I LLC	DE	NIA	Connecticut General Life Insurance Company	Ownership.....	.75.000	Cigna Corporation	
	Cigna Group		00-0000000	1591167	0000701221		UNICO/CG Commonwealth LLC	DE	NIA	Cigna Affiliates Realty Investment Group, LLC	Ownership.....	.80.000	Cigna Corporation	
	Cigna Group		00-0000000	1591167	0000701221		Commonwealth Acquistion LLC	DE	NIA	Unico / CG Commonwealth LLC	Ownership.....	.100.000	Cigna Corporation	
	Cigna Group		00-0000000	1591167	0000701221		UNICO-CG Lovejoy LLC	OR	NIA	Cigna Affiliates Realty Investment Group, LLC	Ownership.....	.80.000	Cigna Corporation	
	Cigna Group		32-0222252	1591167	0000701221		Cigna Onsite Health, LLC	DE	NIA	Connecticut General Life Insurance Company	Ownership.....	.100.000	Cigna Corporation	
	Cigna Group		00-0000000	1591167	0000701221		CR Longwood Investors L.P.	DE	NIA	Connecticut General Life Insurance Company	Ownership.....	.24.600	Charles River Realty Longwood, LLC (non-affiliate)	
	Cigna Group		00-0000000	1591167	0000701221		ND/CR Longwood LLC	DE	NIA	CR Longwood Investors L.P.	Ownership.....	.95.000	Cigna Corporation	
	Cigna Group		00-0000000	1591167	0000701221		ARE/ND/CR Longwood LLC	DE	NIA	ND / CR Longwood LLC	Ownership.....	.35.000	ARE-MA Region No. 41, LLC (non-affiliate)	

ANNUAL STATEMENT FOR THE YEAR 2013 OF THE CIGNA DENTAL HEALTH OF OH INC

SCHEDULE Y

PART 1A - DETAIL OF INSURANCE HOLDING COMPANY SYSTEM

1	2	3	4	5	6	7	8	9	10	11	12	13	14	15
Group Code	Group Name	NAIC Company Code	Federal ID Number	Federal RSSD	CIK	Name of Securities Exchange if Publicly Traded (U.S. or International)	Names of Parent, Subsidiaries Or Affiliates	Domi-ciliary Loca-tion	Relation-ship to Reporting Entity	Directly Controlled by (Name of Entity/Person)	Type of Control (Ownership, Board, Management, Attorney-in-Fact, Influence, Other)	If Control is Ownership Provide Percentage	Ultimate Controlling Entity(ies)/Person(s)	*
	Cigna Group		00-000000	1591167	0000701221		Gillette Ridge Community Council, Inc.	CT	NIA	Connecticut General Life Insurance Company	Ownership	100.000	Cigna Corporation	
	Cigna Group		20-3700105	1591167	0000701221		Gillette Ridge Golf, LLC	DE	NIA	Connecticut General Life Insurance Company	Ownership	60.000	Cigna Corporation	
	Cigna Group		52-2149519	1591167	0000701221		Hazard Center Investment Company LLC	DE	NIA	Connecticut General Life Insurance Company	Ownership	100.000	Cigna Corporation	
	Cigna Group		00-0000000	1591167	0000701221		Secon Properties, LP	CA	NIA	Connecticut General Life Insurance Company	Ownership	50.000	South Coast Plaza Associates, LLC (non-affiliate)	
	Cigna Group		00-0000000	1591167	0000701221		Teal Rock 501 Grant Street GP, LLC	DE	NIA	Connecticut General Life Insurance Company	Ownership	56.273	Cigna Corporation	
	Cigna Group		00-0000000	1591167	0000701221		Teal Rock 501 Grant Street, LP	DE	NIA	Connecticut General Life Insurance Company	Ownership	55.710	Cigna Corporation	
	Cigna Group		23-3074013	1591167	0000701221		TEL-DRUG of Pennsylvania, L.L.C.	PA	NIA	Connecticut General Life Insurance Company	Ownership	100.000	Cigna Corporation	
	Cigna Group		00-0000000	1591167	0000701221		AEW/FDG, LP	DE	NIA	Cigna Affiliates Realty Investment Group, LLC	Ownership	13.640	AEW Core Property Trust Holding LP (non-affiliate)	
	Cigna Group		00-0000000	1591167	0000701221		CR Washington Street Investors LP	DE	NIA	Cigna Affiliates Realty Investment Group, LLC	Ownership	33.820	Charles River Washington Street LLC (non-affiliate)	
	Cigna Group		00-0000000	1591167	0000701221		ND/OR Unicorn LLC	DE	NIA	Cigna Affiliates Realty Investment Group, LLC	Ownership	70.000	Cigna Corporation	
	Cigna Group		00-0000000	1591167	0000701221		Union Wharf Apartments LLC	DE	NIA	Cigna Affiliates Realty Investment Group, LLC	Ownership	80.000	Cigna Corporation	
	Cigna Group		00-0000000	1591167	0000701221		AMD Apartments Limited Partnership	DE	NIA	Cigna Affiliates Realty Investment Group, LLC	Ownership	80.000	Cigna Corporation	
	Cigna Group		00-0000000	1591167	0000701221		SP Newport Crossing LLC	DE	NIA	Cigna Affiliates Realty Investment Group, LLC	Ownership	85.000	Cigna Corporation	
	Cigna Group		00-0000000	1591167	0000701221		PUR Arbors Apartments Venture LLC	DE	NIA	Cigna Affiliates Realty Investment Group, LLC	Ownership	85.000	Cigna Corporation	
	Cigna Group		00-0000000	1591167	0000701221		CG Seventh Street LLC	DE	NIA	Cigna Affiliates Realty Investment Group, LLC	Ownership	87.500	Cigna Corporation	
	Cigna Group		00-0000000	1591167	0000701221		Ideal Properties II LLC	CA	NIA	Cigna Affiliates Realty Investment Group, LLC	Ownership	85.000	Cigna Corporation	
	Cigna Group		41-2189110	1591167	0000701221		CG-LINA Realty Investors LLC	DE	NIA	Connecticut General Life Insurance Company	Ownership	75.000	Cigna Corporation	
	Cigna Group		80-0668090	1591167	0000701221		Alessandro Parners, LLC	DE	NIA	Cigna Affiliates Realty Investment Group, LLC	Ownership	94.700	Cigna Corporation	
	Cigna Group		45-2242273	1591167	0000701221		115 Sansome Street Associates, LLC	DE	NIA	CG-LINA Realty Investors, LLC	Ownership	90.000	Cigna Corporation	
	Cigna Group		00-0000000	1591167	0000701221		121 Tasman Apartments LLC	DE	NIA	CG-LINA Realty Investors, LLC	Ownership	85.000	Cigna Corporation	
	Cigna Group		00-0000000	1591167	0000701221		Alto Apartments LLC	WA	NIA	CG-LINA Realty Investors, LLC	Ownership	80.000	Cigna Corporation	
	Cigna Group		20-4786821	1591167	0000701221		CG-LINA Paper Box LLC	DE	NIA	CG-LINA Realty Investors, LLC	Ownership	100.000	Cigna Corporation	
	Cigna Group		27-5402196	1591167	0000701221		Cigna Affiliates Realty Investment Group, LLC	DE	NIA	Connecticut General Life Insurance Company	Ownership	100.000	Cigna Corporation	
	Cigna Group		00-0000000	1591167	0000701221		Dulles Town Center Mall, LLC	VA	NIA	Cigna Affiliates Realty Investment Group, LLC	Ownership	50.000	Cigna Corporation	
	Cigna Group		27-0268530	1591167	0000701221		CORAC, LLC	DE	NIA	Connecticut General Life Insurance Company	Ownership	50.000	Cigna Corporation	
	Cigna Group		27-3923999	1591167	0000701221		Bridgepoint Office Park Associates, LLC	DE	NIA	Corac, LLC	Ownership	100.000	Cigna Corporation	
	Cigna Group		27-3126102	1591167	0000701221		Fairway Center Associates, LLC	DE	NIA	Corac, LLC	Ownership	100.000	Cigna Corporation	
	Cigna Group		27-3582688	1591167	0000701221		Henry on the Park Associates, LLC	DE	NIA	Corac, LLC	Ownership	80.000	Cigna Corporation	
	Cigna Group	67369	59-1031071	1591167	0000701221		Cigna Health and Life Insurance Company	CT	IA	Connecticut General Life Insurance Company	Ownership	100.000	Cigna Corporation	

ANNUAL STATEMENT FOR THE YEAR 2013 OF THE CIGNA DENTAL HEALTH OF OH INC

SCHEDULE Y

PART 1A - DETAIL OF INSURANCE HOLDING COMPANY SYSTEM

1	2	3	4	5	6	7	8	9	10	11	12	13	14	15	
Group Code	Group Name	NAIC Company Code	Federal ID Number	Federal RSSD	CIK	Name of Securities Exchange if Publicly Traded (U.S. or International)	Names of Parent, Subsidiaries Or Affiliates	Domi-ciliary Location	Relation-ship to Reporting Entity	Directly Controlled by (Name of Entity/Person)	Type of Control (Ownership, Board, Management, Attorney-in-Fact, Influence, Other)	If Control is Owner-ship Provide Percen-tage	14		15
													Ultimate Controlling Entity(ies)/Person(s)	*	
	Cigna Group		45-2681649	1591167	0000701221		CarePlexus, LLC	DE	NIA	Cigna Health and Life Insurance Company	Ownership	100.000	Cigna Corporation		
	Cigna Group		27-3396038	1591167	0000701221		Cigna Corporate Services, LLC	DE	NIA	Cigna Health and Life Insurance Company	Ownership	100.000	Cigna Corporation		
	Cigna Group		27-1903785	1591167	0000701221		Cigna Insurance Agency, LLC	CT	NIA	Cigna Health and Life Insurance Company	Ownership	100.000	Cigna Corporation		
	Cigna Group		34-1970892				Ceres Sales of Ohio, LLC	OH	NIA	Cigna Health and Life Insurance Company	Ownership	100.000	Cigna Corporation		
							American Retirement Life Insurance Company								
	Cigna Group	88366	59-2760189					OH	IA	Loyal American Life Insurance Company	Ownership	100.000	Cigna Corporation		
	Cigna Group	61727	34-0970995				Central Reserve Life Insurance Company	OH	IA	Cigna Health and Life Insurance Company	Ownership	100.000	Cigna Corporation		
	Cigna Group	65722	63-0343428				Loyal American Life Insurance Company	OH	IA	Cigna Health and Life Insurance Company	Ownership	100.000	Cigna Corporation		
							Provident American Life & Health Insurance Company								
	Cigna Group	67903	23-1335885					OH	IA	Central Reserve Life Insurance Company	Ownership	100.000	Cigna Corporation		
							Provident American Life and Health Insurance Company								
	Cigna Group	65269	75-2305400				United Benefit Life Insurance Company	OH	IA	Insurance Company	Ownership	100.000	Cigna Corporation		
	Cigna Group		23-1728483	1591167	0000701221		Cigna Health Management, Inc	DE	NIA	Connecticut General Corporation	Ownership	100.000	Cigna Corporation		
	Cigna Group		20-8064696	1591167	0000701221		Kronos Optimal Health Company	AZ	NIA	Connecticut General Corporation	Ownership	100.000	Cigna Corporation		
	Cigna Group	65498	23-1503749	1591167	0000701221		Life Insurance Company of North America	PA	IA	Connecticut General Corporation	Ownership	100.000	Cigna Corporation		
							Cigna & CMC Life Insurance Company Limited								
	Cigna Group		00-0000000	1591167	0000701221			CHN	IA	Life Insurance Company of North America	Ownership	50.000	Cigna Corporation		
	Cigna Group		00-0000000	1591167	0000701221		LINA Life Insurance Company of Korea		IA	Life Insurance Company of North America	Ownership	100.000	Cigna Corporation		
	Cigna Group		58-1136865	1591167	0000701221		Cigna Direct Marketing Company, Inc.	DE	NIA	Life Insurance Company of North America	Ownership	100.000	Cigna Corporation		
	Cigna Group		46-0427127	1591167	0000701221		Tel-Drug, Inc.	SD	NIA	Connecticut General Corporation	Ownership	100.000	Cigna Corporation		
	Cigna Group		00-0000000	1591167	0000701221		Vielife Holdings Limited	GBR	NIA	Connecticut General Corporation	Ownership	100.000	Cigna Corporation		
	Cigna Group		00-0000000	1591167	0000701221		Vielife Limited	GBR	NIA	Vielife Holdings Limited	Ownership	100.000	Cigna Corporation		
	Cigna Group		98-0463704	1591167	0000701221		Vielife Services, Inc.	DE	NIA	Vielife Holdings Limited	Ownership	100.000	Cigna Corporation		
	Cigna Group		00-0000000	1591167	0000701221		Businesshealth UK Limited	GBR	NIA	Vielife Holdings Limited	Ownership	100.000	Cigna Corporation		
	Cigna Group		06-1332403	1591167	0000701221		CG Individual Tax Benefits Payments, Inc.	DE	NIA	Connecticut General Corporation	Ownership	100.000	Cigna Corporation		
	Cigna Group		06-1332405	1591167	0000701221		CG Life Pension Benefits Payments, Inc.	DE	NIA	Connecticut General Corporation	Ownership	100.000	Cigna Corporation		
	Cigna Group		62-1724116	1591167	0000701221		Cigna Federal Benefits, Inc.	DE	NIA	Connecticut General Corporation	Ownership	100.000	Cigna Corporation		
	Cigna Group		23-2741293	1591167	0000701221		Cigna Healthcare Benefits, Inc.	DE	NIA	Connecticut General Corporation	Ownership	100.000	Cigna Corporation		
	Cigna Group		23-2924152	1591167	0000701221		Cigna Integratedcare, Inc.	DE	NIA	Connecticut General Corporation	Ownership	100.000	Cigna Corporation		
	Cigna Group		23-2741294	1591167	0000701221		Cigna Managed Care Benefits Company	DE	NIA	Connecticut General Corporation	Ownership	100.000	Cigna Corporation		
	Cigna Group		06-1071502	1591167	0000701221		Cigna RE Corporation	DE	NIA	Connecticut General Corporation	Ownership	100.000	Cigna Corporation		
	Cigna Group		06-1522976	1591167	0000701221		Blodget & Hazard Limited		NIA	Cigna Re Corporation	Ownership	100.000	Cigna Corporation		
	Cigna Group		06-1567902	1591167	0000701221		Cigna Resource Manager, Inc.	DE	NIA	Connecticut General Corporation	Ownership	100.000	Cigna Corporation		
							Connecticut General Benefit Payments, Inc.								
	Cigna Group		06-1252419	1591167	0000701221			DE	NIA	Connecticut General Corporation	Ownership	100.000	Cigna Corporation		
	Cigna Group		06-1533555	1591167	0000701221		Healthsource Benefits, Inc.	DE	NIA	Connecticut General Corporation	Ownership	100.000	Cigna Corporation		
	Cigna Group		35-2041388	1591167	0000701221		IHN, Inc.	IN	NIA	Connecticut General Corporation	Ownership	100.000	Cigna Corporation		
	Cigna Group		06-1252418	1591167	0000701221		LINA Benefit Payments, Inc.	DE	NIA	Connecticut General Corporation	Ownership	100.000	Cigna Corporation		
	Cigna Group		88-0334401	1591167	0000701221		Mediversal, Inc.	NV	NIA	Connecticut General Corporation	Ownership	100.000	Cigna Corporation		
	Cigna Group		88-0344624	1591167	0000701221		Universal Claims Administration	MT	NIA	Mediversal, Inc.	Ownership	100.000	Cigna Corporation		
	Cigna Group		51-0389196	1591167	0000701221		Cigna Global Holdings, Inc.	DE	NIA	Cigna Holdings, Inc.	Ownership	100.000	Cigna Corporation		
	Cigna Group		51-0111677	1591167	0000701221		Cigna International Corporation, Inc.	DE	NIA	Cigna Global Holdings, Inc.	Ownership	100.000	Cigna Corporation		
	Cigna Group		23-2610178	1591167	0000701221		Cigna International Services, Inc.	DE	NIA	Cigna Global Holdings, Inc.	Ownership	100.000	Cigna Corporation		
							Cigna International Marketing (Thailand) Limited		THA	NIA	Cigna Global Holdings, Inc.	Ownership	100.000	Cigna Corporation	
	Cigna Group		00-0000000	1591167	0000701221		CGO PARTICIPATOS LTDA.	BRA	NIA	Cigna Global Holdings, Inc.	Ownership	99.780	Cigna Corporation		
	Cigna Group		00-0000000	1591167	0000701221		YCFM Servicos LTDA	BRA	NIA	Cigna Global Holdings, Inc.	Ownership	59.930	Cigna Corporation		
	Cigna Group		98-0210110	1591167	0000701221		Cigna Global Reinsurance Company, Ltd.	BMU	IA	Cigna Global Holdings, Inc.	Ownership	100.000	Cigna Corporation		
	Cigna Group		23-3009279	1591167	0000701221		Cigna Holdings Overseas, Inc.	DE	NIA	Cigna Global Reinsurance Company, Ltd.	Ownership	100.000	Cigna Corporation		
	Cigna Group		00-0000000	1591167	0000701221		Cigna Bellevue Alpha LLC	DE	NIA	Cigna Holdings Overseas, Inc.	Ownership	100.000	Cigna Corporation		
	Cigna Group		00-0000000	1591167	0000701221		Cigna Hayat Sigorta, A.S.	TUR	IA	Cigna Holdings Overseas, Inc.	Ownership	99.999	Cigna Corporation		

ANNUAL STATEMENT FOR THE YEAR 2013 OF THE CIGNA DENTAL HEALTH OF OH INC

SCHEDULE Y
PART 1A - DETAIL OF INSURANCE HOLDING COMPANY SYSTEM

1	2	3	4	5	6	7	8	9	10	11	12	13	14	15
Group Code	Group Name	NAIC Company Code	Federal ID Number	Federal RSSD	CIK	Name of Securities Exchange if Publicly Traded (U.S. or International)	Names of Parent, Subsidiaries Or Affiliates	Domi-ciliary Location	Relation-ship to Reporting Entity	Directly Controlled by (Name of Entity/Person)	Type of Control (Ownership, Board, Management, Attorney-in-Fact, Influence, Other)	If Control is Ownership Provide Percentage	Ultimate Controlling Entity(ies)/Person(s)	*
	Cigna Group		00-0000000	1591167	0000701221		Cigna Nederland Alpha Cooperatief U.A.	.NLD	NIA	Cigna Holdings Overseas, Inc.	Ownership	.99.999	Cigna Corporation	
	Cigna Group		00-0000000	1591167	0000701221		Cigna Nederland Beta B.V.	.NLD	NIA	Cigna Nederland Alpha Cooperatief U.A.	Ownership	.100.000	Cigna Corporation	
	Cigna Group		00-0000000	1591167	0000701221		Cigna Nederland Gamma B.V.	.NLD	NIA	Cigna Nederland Beta B.V.	Ownership	.100.000	Cigna Corporation	
							Cigna Life Insurance Company of Europe S.A.-N.V.							
	Cigna Group		AA-1240009	1591167	0000701221		Cigna Europe Insurance Company S.A.-N.V.	.BEL	IA	Cigna Holdings Overseas, Inc.	Ownership	.99.999	Cigna Corporation	
	Cigna Group		00-0000000	1591167	0000701221		Cigna European Services (UK) Limited	.BEL	IA	Cigna Holdings Overseas, Inc.	Ownership	.99.999	Cigna Corporation	
	Cigna Group		00-0000000	1591167	0000701221		CIGNA 2000 UK Pension LTD	.GBR	NIA	Cigna Holdings Overseas, Inc.	Ownership	.100.000	Cigna Corporation	
	Cigna Group		00-0000000	1591167	0000701221		Cigna Health Solution India Pvt. Ltd.		NIA	Cigna European Services (UK) Limited	Ownership	.100.000	Cigna Corporation	
	Cigna Group		00-0000000	1591167	0000701221		Cigna International Services Australia Pty Ltd	.IND	NIA	Cigna Holdings Overseas, Inc.	Ownership	.99.999	Cigna Corporation	
							Cigna Apac Holdings Limited	.AUS	NIA	Cigna Holdings Overseas, Inc.	Ownership	.100.000	Cigna Corporation	
	Cigna Group		00-0000000	1591167	0000701221		Cigna Life Insurance New Zealand Limited	.NZL	NIA	Cigna Holdings Overseas, Inc.	Ownership	.100.000	Cigna Corporation	
	Cigna Group		00-0000000	1591167	0000701221		Cigna Taiwan Life Assurance Company Limited	.NZL	IA	Cigna Chestnut Holdings, Inc.	Ownership	.100.000	Cigna Corporation	
							Cigna Hong Kong Holdings Company Limited	.TWN	IA	Cigna Apac Holdings Limited	Ownership	.100.000	Cigna Corporation	
	Cigna Group		00-0000000	1591167	0000701221		Cigna Data Services (Shanghai) Company Limited	.HKG	NIA	Cigna Chestnut Holdings, Inc.	Ownership	.100.000	Cigna Corporation	
							Cigna Hong Kong Holdings Company Limited							
	Cigna Group		00-0000000	1591167	0000701221		Cigna HLA Technology Services Limited	.CHN	NIA	Cigna Hong Kong Holdings Company Limited	Ownership	.100.000	Cigna Corporation	
							Cigna Worldwide General Insurance Company Limited	.HKG	NIA	Cigna Hong Kong Holdings Company Limited	Ownership	.100.000	Cigna Corporation	
	Cigna Group		00-0000000	1591167	0000701221		Cigna Worldwide Life Insurance Company Limited	.HKG	IA	Cigna Hong Kong Holdings Company Limited	Ownership	.97.500	Cigna Corporation	
							PT GAR Indonesia	.HKG	IA					
	Cigna Group		00-0000000	1591167	0000701221		PT PGU Indonesia	.HKG	IA	Cigna Holdings Overseas, Inc.	Ownership	.97.500	Cigna Corporation	
	Cigna Group		00-0000000	1591167	0000701221		RHP (Thailand) Limited	.HKG	IA	Ownership	.99.160	Cigna Corporation		
							Cigna Brokerage Services (Thailand) Limited	.JDN	NIA	PT GAR Indonesia	Ownership	.99.990	Cigna Corporation	
	Cigna Group		00-0000000	1591167	0000701221		Cigna Non-Life Insurance Brokerage (Thailand) Limited	.THA	NIA	RHP Thailand Limited	Ownership	.49.000	Cigna Corporation	
							KDM (Thailand) Limited	.THA	NIA	RHP Thailand Limited	Ownership	.75.000	Cigna Corporation	
	Cigna Group		00-0000000	1591167	0000701221		Cigna Insurance Public Company Limited	.THA	NIA	KDM Thailand Limited	Ownership	.100.000	Cigna Corporation	
	Cigna Group		00-0000000	1591167	0000701221		Cigna Global Insurance Company Limited	.THA	IA	Cigna Holdings Overseas, Inc.	Ownership	.75.000	Cigna Corporation	
	Cigna Group		00-0000000	1591167	0000701221		Vanbreda International NV	.GGY	IA	Cigna Holdings Overseas, Inc.	Ownership	.99.000	Cigna Corporation	
	Cigna Group		00-0000000	1591167	0000701221		Vanbreda International (Beijing)	.BEL	NIA	Cigna Holdings Overseas, Inc.	Ownership	.99.990	Cigna Corporation	
							Consultants and Administrators Co., Ltd	.MYS	NIA	Cigna Chestnut Holdings, Inc.	Ownership	.100.000	Cigna Corporation	
	Cigna Group		00-0000000	1591167	0000701221		Vanbreda International (Dubai) Limited	.CHN	NIA	Vanbreda International N.V.	Ownership	.100.000	Cigna Corporation	
							Cigna Worldwide Insurance Company	.FL	NIA	Vanbreda International N.V.	Ownership	.100.000	Cigna Corporation	
	Cigna Group		00-0000000	1591167	0000701221		PT. Asuransi Cigna	.ARE	NIA	Vanbreda International N.V.	Ownership	.100.000	Cigna Corporation	
	Cigna Group	90859	23-2088429	1591167	0000701221		FirstAssist Group Holdings Limited	.DE	IA	Cigna Global Reinsurance Company, Ltd.	Ownership	.100.000	Cigna Corporation	
			AA-5360003	1591167	0000701221		FirstAssist Group Limited	.JDN	IA	Cigna Worldwide Insurance Company	Ownership	.80.000	Cigna Corporation	
	Cigna Group		00-0000000	1591167	0000701221		FirstAssist Administration Limited	.GBR	NIA	Cigna Holdings Overseas, Inc.	Ownership	.100.000	Cigna Corporation	
							Brighter Business Limited	.GBR	NIA	FirstAssist Group Holdings Limited	Ownership	.100.000	Cigna Corporation	
	Cigna Group		00-0000000	1591167	0000701221		FirstAssist Legal Protection Limited	.GBR	NIA	FirstAssist Group Limited	Ownership	.100.000	Cigna Corporation	
							Cigna Insurance Services (Europe) Limited	.GBR	NIA	FirstAssist Group Limited	Ownership	.100.000	Cigna Corporation	
							Market Street Residential Holdings LLC	.GBR	NIA	Cigna Affiliates Reality Investment Group LLC	Ownership	.85.000	Cigna Corporation	
	Cigna Group		00-0000000	1591167	0000701221		Arbopoint at Market Street LLC	.DE	NIA	Market Street Residential Holdings LLC	Ownership	.100.000	Cigna Corporation	

ANNUAL STATEMENT FOR THE YEAR 2013 OF THE CIGNA DENTAL HEALTH OF OH INC

SCHEDULE Y

PART 1A - DETAIL OF INSURANCE HOLDING COMPANY SYSTEM

1	2	3	4	5	6	7	8	9	10	11	12	13	14	15
Group Code	Group Name	NAIC Company Code	Federal ID Number	Federal RSSD	CIK	Name of Securities Exchange if Publicly Traded (U.S. or International)	Names of Parent, Subsidiaries Or Affiliates	Domi-ciliary Loca-tion	Relation-ship to Reporting Entity	Directly Controlled by (Name of Entity/Person)	Type of Control (Ownership, Board, Management, Attorney-in-Fact, Influence, Other)	If Control is Ownership Provide Percentage	Ultimate Controlling Entity(ies)/Person(s)	*
	Cigna Group		00-0000000				Market Street Retail Holdings LLC	DE	NIA	Cigna Affiliates Reality Investment Group LLC	Ownership	.60.890	Cigna Corporation	
	Cigna Group		00-0000000				Market Street South LLC	DE	NIA	Market Street Retail Holdings LLC	Ownership	.100.000	Cigna Corporation	
	Cigna Group		00-0000000				Diamondview Tower CM-CG LLC	DE	NIA	Cigna Affiliates Reality Investment Group LLC	Ownership	.90.000	Cigna Corporation	
	Cigna Group		00-0000000				Mallory Square Partners I, LLC	DE	NIA	Cigna Affiliates Reality Investment Group LLC	Ownership	.80.000	Cigna Corporation	
	Cigna Group		00-0000000				Houston Briar Forest Apartments Limited Partnership	DE	NIA	Cigna Affiliates Reality Investment Group LLC	Ownership	.80.000	Cigna Corporation	
	Cigna Group		00-0000000				Cigna Finans Emeklilik Ve Hayat A.S.	TUR	NIA	Cigna Nederland Gamma, B.V.	Ownership	.51.000	Cigna Corporation	
	Cigna Group		00-0000000				CignaTK Health Insurance Company Limited	JND	IA	Cigna Holdings Overseas, Inc.	Ownership	.26.000	TTK (non-affiliate)	
	Cigna Group		00-0000000				Newtown Partners II, LP	MD	NIA	Cigna Affiliates Reality Investment Group LLC	Ownership	.71.000	Cigna Corporation	
	Cigna Group		00-0000000				Newtown Square GP LLC	DE	NIA	Cigna Affiliates Reality Investment Group LLC	Ownership	.50.000	Cigna Corporation and Newtown Square	
	Cigna Group		06-1332401				CG LINA Pension Benefits Payments, Inc.	DE	NIA	Connecticut General Corporation	Ownership	.100.000	Cigna Corporation	
	Cigna Group		00-0000000				AFA Apartments Limited Partnership	DE	NIA	Cigna Affiliates Reality Investment Group LLC	Ownership	.85.000	Cigna Corporation	
	Cigna Group		20-4266628				Home Physicians Management, LLC	DE	NIA	NewQuest, LLC	Ownership	.100.000	Cigna Corporation	
	Cigna Group		00-0000000				LINA Financial Service		NIA	LINA Life Insurance Company of Korea	Ownership	.100.000	Cigna Corporation	
	Cigna Group		00-0000000				Cigna Korea Foundation		NIA	LINA Life Insurance Company of Korea	Ownership	.100.000	Cigna Corporation	
	Cigna Group		00-0000000				Cigna SAICO Benefits Services W.L.L.	BHR	NIA	Cigna Holdings Overseas, Inc.	Ownership	.50.000	Cigna Corporation and SAICO (non affiliate)	
	Cigna Group		00-0000000				Cigna Chestnut Holdings, Ltd.	GBR	NIA	Cigna Apac Holdings Limited	Ownership	.100.000	Cigna Corporation	
	Cigna Group		00-0000000				Cigna Alder Holdings, LLC	DE	NIA	Cigna Holdings Overseas, Inc.	Ownership	.100.000	Cigna Corporation	
	Cigna Group		00-0000000				Cigna Linden Holdings, Inc.	DE	NIA	Cigna Holdings Overseas, Inc.	Ownership	.100.000	Cigna Corporation	
	Cigna Group		00-0000000				Cigna Laurel Holdings, Ltd.	BMU	NIA	Cigna Linden Holdings, Inc.	Ownership	.100.000	Cigna Corporation	
	Cigna Group		00-0000000				Cigna Magnolia Holdings, Ltd.	BMU	NIA	Cigna Holdings Overseas, Inc.	Ownership	.100.000	Cigna Corporation	
	Cigna Group		00-0000000				Cigna Myrtle Holdings, Ltd.	MLT	NIA	Cigna Holdings Overseas, Inc.	Ownership	.100.000	Cigna Corporation	
	Cigna Group		00-0000000				Cigna Elmwood Holdings, BVBA	BEL	NIA	Cigna Myrtle Holdings, Ltd.	Ownership	.100.000	Cigna Corporation	
	Cigna Group		00-0000000				Cigna Poplar Holdings, Inc.	DE	NIA	Cigna Holdings Overseas, Inc.	Ownership	.100.000	Cigna Corporation	
	Cigna Group		00-0000000				SB-SNH LLC	DE	NIA	Cigna Affiliates Reality Investment Group LLC	Ownership	.85.000	Cigna Corporation	
	Cigna Group		00-0000000				680 Investors LLC	CA	NIA	SB-SNH LLC	Ownership	.85.000	Cigna Corporation	
	Cigna Group		00-0000000				685 New Hampshire LLC	CA	NIA	SB-SNH LLC	Ownership	.85.000	Cigna Corporation	
	Cigna Group		00-0000000				CGGL 18301 LLC	DE	NIA	Cigna Affiliates Reality Investment Group LLC	Ownership	.90.000	Cigna Corporation	

Asterisk	Explanation

SCHEDULE Y

PART 2 - SUMMARY OF INSURER'S TRANSACTIONS WITH ANY AFFILIATES

1	2	3	4	5	6	7	8	9	10	11	12	13
NAIC Company Code	Federal ID Number	Names of Insurers and Parent, Subsidiaries or Affiliates	Shareholder Dividends	Capital Contributions	Purchases, Sales or Exchanges of Loans, Securities, Real Estate, Mortgage Loans or Other Investments	Income/ (Disbursements) Incurred in Connection with Guarantees or Undertakings for the Benefit of any Affiliate(s)	Management Agreements and Service Contracts	Income/ (Disbursements) Incurred Under Reinsurance Agreements	*	Any Other Material Activity Not in the Ordinary Course of the Insurer's Business	Totals	Reinsurance Recoverable/ (Payable) on Losses and/or Reserve Credit Taken/(Liability)
	06-1059331	Cigna Corporation	393,883,000	.0	.0	170,500	8,536,136	.0		.0	402,589,636	.0
	06-1072796	Cigna Holdings, Inc.	1,132,500,000	(228,983,754)	.0	.0	.0	.0		.0	903,516,246	.0
	23-1914061	Former Cigna Investments, Inc.	.0	.0	.0	.0	61,584	.0		.0	61,584	.0
	06-0861092	Cigna Investments, Inc.	.0	.0	.0	.0	35,287,911	.0		.0	35,287,911	.0
	01-0947889	Cigna Benefits Financing, Inc.	.0	.0	.0	.0	1,967,136	.0		.0	1,967,136	.0
	06-0840391	Connecticut General Corporation	21,000,000	.0	.0	.0	(4,143)	.0		.0	20,995,857	.0
	81-0585518	Benefit Management Corp.	.0	.0	.0	.0	.0	.0		.0	.0	.0
12814	20-4433475	Allegiance Life & Health Insurance Company	.0	.0	.0	.0	(11,654,014)	(1,482,293)		.0	(13,136,307)	2,521,213
	20-3851464	Allegiance Re, Inc.	.0	.0	.0	.0	.0	.0		.0	.0	.0
	81-0400550	Allegiance Benefit Plan Management, Inc.	.0	.0	.0	.0	2,847,239	.0		.0	2,847,239	.0
	71-0916514	Allegiance COBRA Services, Inc.	.0	.0	.0	.0	671	.0		.0	671	.0
	00-0000000	Allegiance Provider Direct, LLC	.0	.0	.0	.0	.0	.0		.0	.0	.0
	00-0000000	Community Health Network, LLC	.0	.0	.0	.0	.0	.0		.0	.0	.0
	81-0425785	Intermountain Underwriters, Inc.	.0	.0	.0	.0	101,369	.0		.0	101,369	.0
	00-0000000	Star Point, LLC	.0	.0	.0	.0	520,544	.0		.0	520,544	.0
	20-1821898	HealthSpring, Inc.	(62,500,000)	.0	.0	.0	22,635,076	.0		.0	(39,864,924)	.0
	76-0628370	NewQuest, LLC	229,800,000	.0	.0	.0	.0	.0		.0	229,800,000	.0
	52-1929677	Bravo Health, LLC	(12,500,000)	.0	.0	.0	183,288,824	.0		.0	170,788,824	.0
10095	52-2259087	Bravo Health Mid-Atlantic, Inc.	.0	.0	.0	.0	(26,369,395)	.0		.0	(26,369,395)	.0
11254	52-2363406	Bravo Health Pennsylvania, Inc.	(18,000,000)	.0	.0	.0	(148,313,822)	.0		.0	(166,313,822)	.0
12902	20-8534298	HealthSpring Life & Health Insurance Company, Inc.	(118,000,000)	.0	.0	.0	(297,003,167)	.0		.0	(415,003,167)	.0
95781	63-0925225	HealthSpring of Alabama, Inc.	(26,000,000)	.0	.0	.0	(76,090,616)	.0		.0	(102,090,616)	.0
11532	65-1129599	HealthSpring of Florida, Inc.	.0	.0	.0	.0	(124,510,223)	.0		.0	(124,510,223)	.0
	77-0632665	NewQuest Management of Illinois, LLC	.0	.0	.0	.0	22,834,787	.0		.0	22,834,787	.0
	20-4954206	NewQuest Management of Florida, LLC	(44,000,000)	.0	.0	.0	116,662,030	.0		.0	72,662,030	.0
	20-8647386	HealthSpring Management of America, LLC	(7,000,000)	.0	.0	.0	260,439,327	.0		.0	253,439,327	.0
	45-0633893	NewQuest Management of West Virginia, LLC	.0	.0	.0	.0	(123,402)	.0		.0	(123,402)	.0
	75-3108527	TexQuest, LLC	.0	.0	.0	.0	.0	.0		.0	.0	.0
	75-3108521	HouQuest, LLC	.0	.0	.0	.0	.0	.0		.0	.0	.0
	76-0657035	GulfQuest, LP	(27,000,000)	.0	.0	.0	(2,928)	.0		.0	(27,002,928)	.0
	33-1033586	NewQuest Management of Alabama, LLC	(8,000,000)	.0	.0	.0	68,315,003	.0		.0	60,315,003	.0
	72-1559530	HealthSpring USA, LLC	.0	.0	.0	.0	11,763,690	.0		.0	11,763,690	.0
	62-1540621	HealthSpring Management, Inc.	50,000,000	.0	.0	.0	136,260,264	.0		.0	186,260,264	.0
11522	62-1593150	HealthSpring of Tennessee, Inc.	(50,000,000)	.0	.0	.0	(176,590,030)	.0		.0	(226,590,030)	.0
	20-5524622	Tennessee Quest, LLC	(6,800,000)	.0	.0	.0	(8,303)	.0		.0	(6,808,303)	.0
13733	03-0452349	Cigna Arbor Life Insurance Company	.0	75,000,000	.0	.0	(116,468)	.0		.0	74,883,532	.0
	41-1648670	Cigna Behavioral Health, Inc.	(140,000,000)	.0	.0	.0	100,075,508	.0		.0	(39,924,492)	.0
	59-2308055	Cigna Dental Health, Inc.	(39,670,736)	.0	.0	.0	37,788,254	.0		.0	(1,882,482)	.0
	59-2600475	Cigna Dental Health Of California, Inc.	.0	.0	.0	.0	(203,634)	.0		.0	(9,903,634)	.0
11175	59-2675861	Cigna Dental Health Of Colorado, Inc.	(1,100,000)	.0	.0	.0	(1,057,642)	.0		.0	(2,157,642)	.0
95380	59-2676987	Cigna Dental Health Of Delaware, Inc.	.0	.0	.0	.0	(10,705)	.0		.0	(10,705)	.0

ANNUAL STATEMENT FOR THE YEAR 2013 OF THE CIGNA DENTAL HEALTH OF OH INC

SCHEDULE Y

PART 2 - SUMMARY OF INSURER'S TRANSACTIONS WITH ANY AFFILIATES

1	2	3	4	5	6	7	8	9	10	11	12	13
NAIC Company Code	Federal ID Number	Names of Insurers and Parent, Subsidiaries or Affiliates	Shareholder Dividends	Capital Contributions	Purchases, Sales or Exchanges of Loans, Securities, Real Estate, Mortgage Loans or Other Investments	Income/ (Disbursements) Incurred in Connection with Guarantees or Undertakings for the Benefit of any Affiliate(s)	Management Agreements and Service Contracts	Income/ (Disbursements) Incurred Under Reinsurance Agreements	*	Any Other Material Activity Not in the Ordinary Course of the Insurer's Business	Totals	Reinsurance Recoverable/ (Payable) on Losses and/or Reserve Credit Taken/(Liability)
52021	59-1611217	Cigna Dental Health Of Florida, Inc.	(6,000,000)	.0	.0	.0	(3,621,118)	.0		.0	(9,621,118)	.0
52024	59-2625350	Cigna Dental Health Of Kansas, Inc.	(400,000)	.0	.0	.0	(165,183)	.0		.0	(565,183)	.0
52108	59-2619589	Cigna Dental Health Of Kentucky, Inc.	(250,000)	.0	.0	.0	(136,127)	.0		.0	(386,127)	.0
11160	06-1582068	Cigna Dental Health Of Missouri, Inc.	(740,000)	.0	.0	.0	(571,862)	.0		.0	(1,311,862)	.0
11167	59-2308062	Cigna Dental Health Of New Jersey, Inc.	(1,300,000)	.0	.0	.0	(1,411,414)	.0		.0	(2,711,414)	.0
95179	56-1803464	Cigna Dental Health Of North Carolina, Inc.	.0	.0	.0	.0	(524,131)	.0		.0	(524,131)	.0
47805	59-2579774	Cigna Dental Health Of Ohio, Inc.	(2,195,000)	.0	.0	.0	(965,924)	.0		.0	(3,160,924)	.0
47041	52-1220578	Cigna Dental Health Of Pennsylvania, Inc.	(1,406,069)	.0	.0	.0	(592,763)	.0		.0	(1,998,832)	.0
95037	59-2676977	Cigna Dental Health Of Texas, Inc.	(8,438,195)	.0	.0	.0	(3,664,778)	.0		.0	(12,102,973)	.0
52617	52-2188914	Cigna Dental Health Of Virginia, Inc.	(1,200,000)	.0	.0	.0	(650,889)	.0		.0	(1,850,889)	.0
47013	86-0807222	Cigna Dental Health Plan Of Arizona, Inc.	(3,250,000)	.0	.0	.0	512,727	.0		.0	(2,737,273)	.0
48119	59-2740468	Cigna Dental Health Of Maryland, Inc.	(2,350,000)	.0	.0	.0	(1,361,150)	.0		.0	(3,711,150)	.0
	62-1312478	Cigna Health Corporation	26,895,113	95,411	.0	.0	70,521,151	.0		.0	97,511,675	.0
	02-0387748	Healthsource, Inc.	.0	.0	.0	.0	(3,788,920)	.0		.0	(3,788,920)	.0
95125	86-0334392	Cigna HealthCare of Arizona, Inc.	(8,000,000)	(95,411)	.0	.0	(31,060,418)	(909,838)	-	.0	(40,065,667)	4,062,632
	95-3310115	Cigna HealthCare of California, Inc.	(10,000,000)	.0	.0	(184,375)	(57,867,949)	(1,285,987)	-	.0	(69,338,311)	21,102,160
95604	84-1004500	Cigna HealthCare of Colorado, Inc.	(2,000,000)	.0	.0	.0	(1,792,569)	(184,490)	-	.0	(3,977,059)	472,136
95660	06-1141174	Cigna HealthCare of Connecticut, Inc.	.0	.0	.0	.0	(1,724,136)	(14,747)	-	.0	(1,738,883)	52,887
95136	59-2089259	Cigna HealthCare of Florida, Inc.	.0	.0	.0	.0	(234,009)	(20,283)	-	.0	(254,292)	179,120
95602	36-3385638	Cigna HealthCare of Illinois, Inc.	.0	.0	.0	(28,750)	(110,062)	(15,294)	-	.0	(154,106)	40,391
95477	01-0418220	Cigna HealthCare of Maine, Inc.	.0	.0	.0	.0	(80,556)	.0	-	.0	(80,556)	.0
95220	02-0402111	Cigna HealthCare of Massachusetts, Inc.	.0	.0	.0	.0	(5,379)	.0	-	.0	(5,379)	94
95599	52-1404350	Cigna HealthCare Mid-Atlantic, Inc.	(2,745,113)	.0	.0	.0	(95,254)	.0	-	.0	(2,840,367)	.0
95493	02-0387749	Cigna HealthCare of New Hampshire, Inc.	.0	.0	.0	.0	(37,535)	.0	-	.0	(37,535)	.0
95500	22-2720890	Cigna HealthCare of New Jersey, Inc.	.0	.0	.0	.0	(465,601)	103,533	-	.0	(362,068)	87,522
95121	23-2301807	Cigna HealthCare of Pennsylvania, Inc.	(150,000)	.0	.0	.0	(1,314)	.0	-	.0	(151,314)	.0
95635	36-3359925	Cigna HealthCare of St. Louis, Inc.	(1,500,000)	.0	.0	.0	(581,638)	(18,302)	-	.0	(2,099,940)	132,768
95518	62-1230908	Cigna HealthCare of Utah, Inc.	.0	.0	.0	.0	201	.0	-	.0	201	.0
96229	58-1641057	Cigna HealthCare of Georgia, Inc.	.0	.0	.0	.0	(391,840)	(38,911)	-	.0	(430,751)	162,198
95383	74-2767437	Cigna HealthCare of Texas, Inc.	(1,500,000)	.0	.0	.0	(11,285,422)	169,335	-	.0	(12,616,087)	3,659,234
95525	35-1679172	Cigna HealthCare of Indiana, Inc.	.0	.0	.0	.0	(69,724)	(11,476)	-	.0	(81,200)	25,264
95488	11-2758941	Cigna HealthCare of New York, Inc.	(18,000,000)	.0	.0	(170,500)	(239,791)	.0	-	.0	(18,410,291)	.0
95606	62-1218053	Cigna HealthCare of Tennessee, Inc.	(1,000,000)	.0	.0	.0	(6,169,379)	(105,917)	-	.0	(7,275,296)	2,053,718
95132	56-1479515	Cigna HealthCare of North Carolina, Inc.	.0	.0	.0	.0	(2,676,328)	(254,294)	-	.0	(2,930,622)	1,020,071
95708	06-1185590	Cigna HealthCare of South Carolina, Inc.	.0	.0	.0	.0	(375,020)	(18,398)	-	.0	(393,418)	40,926
	00-0000000	Temple Insurance Company Limited (Bermuda)	(3,000,000)	.0	.0	.0	(106,301)	.0	-	.0	(3,106,301)	.0
	35-1641636	Sagamore Health Network, Inc.	.0	.0	.0	.0	1,491,610	.0		.0	1,491,610	.0
95388	93-1174749	Great-West Healthcare of Illinois, Inc.	.0	.0	.0	.0	.0	.0		.0	.0	.0
	AA-1560515	Cigna Life Insurance Co. of Canada	.0	.0	.0	.0	(12,218,796)	(574,767)		.0	(12,793,563)	.0
64548	13-2556568	Cigna Life Insurance Company of New York	(15,000,000)	.0	.0	.0	(3,354,640)	(10,364,682)		.0	(28,719,322)	(107,422,482)

SCHEDULE Y

PART 2 - SUMMARY OF INSURER'S TRANSACTIONS WITH ANY AFFILIATES

1	2	3	4	5	6	7	8	9	10	11	12	13
NAIC Company Code	Federal ID Number	Names of Insurers and Parent, Subsidiaries or Affiliates	Shareholder Dividends	Capital Contributions	Purchases, Sales or Exchanges of Loans, Securities, Real Estate, Mortgage Loans or Other Investments	Income/ (Disbursements) Incurred in Connection with Guarantees or Undertakings for the Benefit of any Affiliate(s)	Management Agreements and Service Contracts	Income/ (Disbursements) Incurred Under Reinsurance Agreements	*	Any Other Material Activity Not in the Ordinary Course of the Insurer's Business	Totals	Reinsurance Recoverable/ (Payable) on Losses and/or Reserve Credit Taken/(Liability)
62308	06-0303370	Connecticut General Life Insurance Company	(1,052,383,000)	91,853,767	.0	.0	(48,723,186)	78,216,505		0	(931,035,914)	1,292,954,988
	45-3481107	CG Mystic Center LLC	.0	(67,076)	.0	.0	.0	.0		0	(67,076)	.0
	45-3481241	CG Mystic Land LLC	.0	(358,808)	.0	.0	.0	.0		0	(358,808)	.0
	32-0222252	Cigna Onsite Health, LLC	.0	.0	.0	.0	4,082,019	.0		0	4,082,019	.0
	23-3074013	TEL-DRUG of Pennsylvania, L.L.C.	.0	.0	.0	.0	(60,539)	.0		0	(60,539)	.0
	27-5402196	Cigna Affiliates Realty Investment Group, LLC	.0	(51,434,940)	.0	.0	.0	.0		0	(51,434,940)	.0
	27-0268530	CORAC, LLC	.0	(17,512,563)	.0	.0	.0	.0		0	(17,512,563)	.0
67369	59-1031071	Cigna Health and Life Insurance Company	20,000,000	(10,659,579)	.0	.0	(153,019,019)	(109,586,697)		0	(253,265,295)	(101,994,020)
	45-2681649	CarePlexus, LLC	.0	.0	.0	.0	.0	.0		0	.0	.0
	27-3396038	Cigna Corporate Services, LLC	.0	.0	.0	.0	.0	.0		0	.0	.0
	27-1903785	Cigna Insurance Agency, LLC	.0	.0	.0	.0	.0	.0		0	.0	.0
	34-1970892	Ceres Sales of Ohio, LLC	.0	.0	.0	.0	.0	.0		0	.0	.0
88366	59-2760189	American Retirement Life Insurance Company	.0	.0	.0	.0	(10,148)	.0		0	(10,148)	.0
61727	34-0970995	Central Reserve Life Insurance Company	.0	.0	.0	.0	(7,380)	.0		0	(7,380)	.0
65722	63-0343428	Loyal American Life Insurance Company	(10,000,000)	.0	.0	.0	(98,710)	.0		0	(10,098,710)	.0
67903	23-1335885	Provident American Life & Health Insurance Company	(10,000,000)	.0	.0	.0	(11,338)	.0		0	(10,011,338)	.0
65269	75-2305400	United Benefit Life Insurance Company	.0	.0	.0	.0	.0	.0		0	.0	.0
	23-1728483	Cigna Health Management, Inc	(9,000,000)	.0	.0	213,125	159,684,346	.0		0	150,897,471	.0
	20-8064696	Kronos Optimal Health Company	(3,000,000)	.0	.0	.0	3,640,945	.0		0	640,945	.0
65498	23-1503749	Life Insurance Company of North America	(51,964,887)	(34,855,915)	.0	.0	(21,971,438)	(114,494,123)		0	(223,286,363)	(1,205,064,574)
	00-0000000	Cigna & CMC Life Insurance Company Limited, China	.0	41,830,216	.0	.0	.0	.0		0	41,830,216	.0
00000	00-0000000	LINA Life Insurance Company of Korea	(23,035,113)	.0	.0	.0	.0	.0		0	(23,035,113)	.0
	46-0427127	Tel-Drug, Inc.	(53,000,000)	.0	.0	.0	(16,558)	.0		0	(53,016,558)	.0
	00-0000000	Vielife Holdings Limited (United Kingdom)	.0	.0	.0	.0	.0	.0		0	.0	.0
	35-2041388	IHN, Inc.	(1,000,000)	.0	.0	.0	(5,768)	.0		0	(1,005,768)	.0
	51-0389196	Cigna Global Holdings, Inc.	.0	128,460,000	.0	.0	.0	.0		0	128,460,000	.0
	51-0111677	Cigna International Corporation, Inc	.0	.0	.0	.0	(12,999,996)	.0		0	(12,999,996)	.0
	98-0210110	Cigna Global Reinsurance Company, Ltd. (Bermuda)	.0	.0	.0	.0	(18,869)	161,610,706		0	161,591,837	93,223,000
	23-3009279	Cigna Holdings Overseas, Inc.	.0	.0	.0	.0	11,030,044	.0		0	11,030,044	.0
	00-0000000	Cigna Nederland Alpha Cooperatief U.A.	.0	.0	.0	.0	.0	.0		0	.0	.0
	00-0000000	Cigna Nederland Gamma B.V.	.0	.0	.0	.0	.0	.0		0	.0	.0
	AA-1240009	Cigna Life Insurance Co. of Europe S.A.- N.V.	.0	.0	.0	.0	(34,174,803)	(315,394)		0	(34,490,197)	(108,424)
	00-0000000	Cigna Europe Insurance Company S.A.-N.V.	.0	6,728,652	.0	.0	(5,034,327)	.0		0	1,694,325	.0
	00-0000000	Cigna Worldwide Life Insurance Company Limited	.0	.0	.0	.0	(46,839)	.0		0	(46,839)	.0

SCHEDULE Y

PART 2 - SUMMARY OF INSURER’S TRANSACTIONS WITH ANY AFFILIATES

1	2	3	4	5	6	7	8	9	10	11	12	13
NAIC Company Code	Federal ID Number	Names of Insurers and Parent, Subsidiaries or Affiliates	Shareholder Dividends	Capital Contributions	Purchases, Sales or Exchanges of Loans, Securities, Real Estate, Mortgage Loans or Other Investments	Income/ (Disbursements) Incurred in Connection with Guarantees or Undertakings for the Benefit of any Affiliate(s)	Management Agreements and Service Contracts	Income/ (Disbursements) Incurred Under Reinsurance Agreements	*	Any Other Material Activity Not in the Ordinary Course of the Insurer's Business	Totals	Reinsurance Recoverable/ (Payable) on Losses and/or Reserve Credit Taken/(Liability)
	00-0000000	Cigna Global Insurance Company Limited (Guernsey)	0	0	0	0	(2,230,708)	(4,984)		0	(2,235,692)	(1,253,873)
90859	23-2088429	Cigna Worldwide Insurance Company	0	0	0	0	(9,605,710)	(435,563)		0	(10,041,273)	0
00002	00-0000000	First Assist Goup Holdings Limited	0	0	0	0	38,143,352	36,361		0	38,179,713	(5,946,949)
9999999	Control Totals		0	0	0	0	0	0	XXX	0	0	0

ANNUAL STATEMENT FOR THE YEAR 2013 OF THE CIGNA DENTAL HEALTH OF OH INC

SUPPLEMENTAL EXHIBITS AND SCHEDULES INTERROGATORIES










The following supplemental reports are required to be filed as part of your statement filing unless specifically waived by the domiciliary state. However, in the event that your domiciliary state waives the filing requirement, your response of WAIVED to the specific interrogatory will be accepted in lieu of filing a "NONE" report and a bar code will be printed below. If the supplement is required of your company but is not being filed for whatever reason enter SEE EXPLANATION and provide an explanation following the interrogatory questions.

		Responses
MARCH FILING		
1.	Will the Supplemental Compensation Exhibit be filed with the state of domicile by March 1?	YES
2.	Will an actuarial opinion be filed by March 1?	YES
3.	Will the confidential Risk-based Capital Report be filed with the NAIC by March 1?.....	YES
4.	Will the confidential Risk-based Capital Report be filed with the state of domicile, if required, by March 1?.....	YES
APRIL FILING		
5.	Will Management's Discussion and Analysis be filed by April 1?	YES
6.	Will the Supplemental Investment Risks Interrogatories be filed by April 1?	YES
7.	Will the Accident and Health Policy Experience Exhibit be filed by April 1?	YES
JUNE FILING		
8.	Will an audited financial report be filed by June 1?	YES
9.	Will Accountant's Letter of Qualifications be filed with the state of domicile and electronically with the NAIC by June 1?	YES
AUGUST FILING		
10.	Will Communication of Internal Control Related Matters Noted in Audit be filed with the state of domicile by August 1?	YES

The following supplemental reports are required to be filed as part of your annual statement filing. However, in the event that your company does not transact the type of business for which the special report must be filed, your response of NO to the specific interrogatory will be accepted in lieu of filing a "NONE" report and a bar code will be printed below. If the supplement is required of your company but is not being filed for whatever reason enter SEE EXPLANATION and provide an explanation following the interrogatory questions.








MARCH FILING		
11.	Will the Medicare Supplement Insurance Experience Exhibit be filed with the state of domicile and the NAIC by March 1?	NO
12.	Will the Supplemental Life data due March 1 be filed with the state of domicile and the NAIC?	NO
13.	Will the Supplemental Property/Casualty data due March 1 be filed with the state of domicile and the NAIC?.....	NO
14.	Will Schedule SIS (Stockholder Information Supplement) be filed with the state of domicile by March 1?.....	NO
15.	Will the actuarial opinion on participating and non-participating policies as required in Interrogatories 1 and 2 on Exhibit 5 to Life Supplement be filed with the state of domicile and electronically with the NAIC by March 1?.....	NO
16.	Will the actuarial opinion on non-guaranteed elements as required in Interrogatory 3 to Exhibit 5 to Life Supplement be filed with the state of domicile and electronically with the NAIC by March 1?.....	NO
17.	Will the Medicare Part D Coverage Supplement be filed with the state of domicile and the NAIC by March 1?.....	NO
18.	Will an approval from the reporting entity's state of domicile for relief related to the five-year rotation requirement for lead audit partner be filed electronically with the NAIC by March 1?	NO
19.	Will an approval from the reporting entity's state of domicile for relief related to the one-year cooling off period for independent CPA be filed electronically with the NAIC by March 1?	NO
20.	Will an approval from the reporting entity's state of domicile for relief related to the Requirements for Audit Committees be filed electronically with the NAIC by March 1?.....	NO
APRIL FILING		
21.	Will the Long-Term Care Experience Reporting Forms be filed with the state of domicile and the NAIC by April 1?	NO
22.	Will the Supplemental Life data due April 1 be filed with the state of domicile and the NAIC?	NO
23.	Will the Supplemental Property/Casualty Insurance Expense Exhibit due April 1 be filed with any state that requires it, and, if so, the NAIC?	NO
24.	Will the Supplemental Health Care Exhibit (Parts 1, 2 and 3) be filed with the state of domicile and the NAIC by April 1?	NO
25.	Will the regulator only (non-public) Supplemental Health Care Exhibit's Expense Allocation Report be filed with the state of domicile and the NAIC by April 1?	NO
AUGUST FILING		
26.	Will Management's Report of Internal Control Over Financial Reporting be filed with the state of domicile by August 1?	NO
Explanations:		
11.	Not applicable to our business	
12.	Not applicable to our business	
13.	Not applicable to our business	
14.	Not applicable to our business	
15.	Not applicable to our business	
16.	Not applicable to our business	
17.	Not applicable to our business	
18.	Not applicable to our business	
19.	Not applicable to our business	
20.	Not applicable to our business	
21.	Not applicable to our business	
22.	Not applicable to our business	
23.	Not applicable to our business	
24.	Not applicable to our business	
25.	Not applicable to our business	
26.	Not applicable to our business	

Bar Codes:

11.	Medicare Supplement Insurance Experience Exhibit [Document Identifier 360]	
12.	Life Supplement [Document Identifier 205]	
13.	Property/Casualty Supplement [Document Identifier 207]	
14.	SIS Stockholder Information Supplement [Document Identifier 420]	
15.	Participating Opinion for Exhibit 5 [Document Identifier 371]	
16.	Non-Guaranteed Opinion for Exhibit 5 [Document Identifier 370]	
17.	Medicare Part D Coverage Supplement [Document Identifier 365]	
18.	Relief from the five-year rotation requirement for lead audit partner [Document Identifier 224]	
19.	Relief from the one-year cooling off period for independent CPA [Document Identifier 225]	

ANNUAL STATEMENT FOR THE YEAR 2013 OF THE CIGNA DENTAL HEALTH OF OH INC

SUPPLEMENTAL EXHIBITS AND SCHEDULES INTERROGATORIES

20.	Relief from the Requirements for Audit Committees [Document Identifier 226]	 4 7 8 0 5 2 0 1 3 2 2 6 0 0 0 0 0
21.	Long-Term Care Experience Reporting Forms [Document Identifier 306]	 4 7 8 0 5 2 0 1 3 3 0 6 0 0 0 0 0
22.	Life Supplement [Document Identifier 211]	 4 7 8 0 5 2 0 1 3 2 1 1 0 0 0 0 0
23.	Property/Casualty Supplement Insurance Expense Exhibit [Document Identifier 213]	 4 7 8 0 5 2 0 1 3 2 1 3 0 0 0 0 0
24.	Supplemental Health Care Exhibit (Parts 1, 2 and 3) [Document Identifier 216]	 4 7 8 0 5 2 0 1 3 2 1 6 0 0 0 0 0
25.	Supplemental Health Care Exhibit's Expense Allocation Report [Document Identifier 217]	 4 7 8 0 5 2 0 1 3 2 1 7 0 0 0 0 0
26.	Management's Report of Internal Control Over Financial Reporting [Document Identifier 223]	 4 7 8 0 5 2 0 1 3 2 2 3 0 0 0 0 0

ALPHABETICAL INDEX

ANNUAL STATEMENT BLANK

Analysis of Operations By Lines of Business 7

Assets 2

Cash Flow 6

Exhibit 1 - Enrollment By Product Type for Health Business Only 17

Exhibit 2 - Accident and Health Premiums Due and Unpaid 18

Exhibit 3 - Health Care Receivables 19

Exhibit 3A - Analysis of Health Care Receivables Collected and Accrued 20

Exhibit 4 - Claims Unpaid and Incentive Pool, Withhold and Bonus 21

Exhibit 5 - Amounts Due From Parent, Subsidiaries and Affiliates 22

Exhibit 6 - Amounts Due To Parent, Subsidiaries and Affiliates 23

Exhibit 7 - Part 1 - Summary of Transactions With Providers 24

Exhibit 7 - Part 2 - Summary of Transactions With Intermediaries 25

Exhibit 8 - Furniture, Equipment and Supplies Owned 26

Exhibit of Capital Gains (Losses) 15

Exhibit of Net Investment Income 15

Exhibit of Nonadmitted Assets 16

Exhibit of Premiums, Enrollment and Utilization (State Page) 30

Five-Year Historical Data 29

General Interrogatories 27

Jurat Page 1

Liabilities, Capital and Surplus 3

Notes To Financial Statements 26

Overflow Page For Write-ins 44

Schedule A - Part 1 E01

Schedule A - Part 2 E02

Schedule A - Part 3 E03

Schedule A - Verification Between Years SI02

Schedule B - Part 1 E04

Schedule B - Part 2 E05

Schedule B - Part 3 E06

Schedule B - Verification Between Years SI02

Schedule BA - Part 1 E07

Schedule BA - Part 2 E08

Schedule BA - Part 3 E09

Schedule BA - Verification Between Years SI03

Schedule D - Part 1 E10

Schedule D - Part 1A - Section 1 SI05

Schedule D - Part 1A - Section 2 SI08

Schedule D - Part 2 - Section 1 E11

Schedule D - Part 2 - Section 2 E12

Schedule D - Part 3 E13

Schedule D - Part 4 E14

Schedule D - Part 5 E15

Schedule D - Part 6 - Section 1 E16

Schedule D - Part 6 - Section 2 E16

Schedule D - Summary By Country SI04

Schedule D - Verification Between Years SI03

Schedule DA - Part 1 E17

Schedule DA - Verification Between Years SI10

Schedule DB - Part A - Section 1 E18

Schedule DB - Part A - Section 2 E19

Schedule DB - Part A - Verification Between Years SI11

Schedule DB - Part B - Section 1 E20

Schedule DB - Part B - Section 2 E21

Schedule DB - Part B - Verification Between Years SI11

Schedule DB - Part C - Section 1 SI12

Schedule DB - Part C - Section 2 SI13

Schedule DB - Part D - Section 1 E22

Schedule DB - Part D - Section 2 E23

Schedule DB - Verification SI14

Schedule DL - Part 1 E24

Schedule DL - Part 2 E25

Schedule E - Part 1 - Cash E26

Schedule E - Part 2 - Cash Equivalents E27

Schedule E - Part 3 - Special Deposits E28

Schedule E - Verification Between Years SI15

ANNUAL STATEMENT BLANK (Continued)

Schedule S - Part 1 - Section 2	31
Schedule S - Part 2	32
Schedule S - Part 3 - Section 2	33
Schedule S - Part 4	34
Schedule S - Part 5	35
Schedule S - Part 6.....	36
Schedule S - Part 7.....	37
Schedule T - Part 2 - Interstate Compact	39
Schedule T - Premiums and Other Considerations	38
Schedule Y - Information Concerning Activities of Insurer Members of a Holding Company Group	40
Schedule Y - Part 1A - Detail of Insurance Holding Company System	41
Schedule Y - Part 2 - Summary of Insurer's Transactions With Any Affiliates	42
Statement of Revenue and Expenses	4
Summary Investment Schedule	SI01
Supplemental Exhibits and Schedules Interrogatories	42
Underwriting and Investment Exhibit - Part 1	8
Underwriting and Investment Exhibit - Part 2	9
Underwriting and Investment Exhibit - Part 2A	10
Underwriting and Investment Exhibit - Part 2B	11
Underwriting and Investment Exhibit - Part 2C	12
Underwriting and Investment Exhibit - Part 2D	13
Underwriting and Investment Exhibit - Part 3	14