



PROPERTY AND CASUALTY COMPANIES - ASSOCIATION EDITION

ANNUAL STATEMENT
FOR THE YEAR ENDED DECEMBER 31, 2013
OF THE CONDITION AND AFFAIRS OF THE

First Marine Insurance Company

NAIC Group Code	0361 (Current)	0361 (Prior)	NAIC Company Code	42722	Employer's ID Number	43-1262602
Organized under the Laws of	Ohio			State of Domicile or Port of Entry		Ohio
Country of Domicile	United States of America					
Incorporated/Organized	05/12/1982			Commenced Business		08/02/1982
Statutory Home Office	7000 Midland Blvd (Street and Number)			Ameila , OH, US 45102-2607 (City or Town, State, Country and Zip Code)		
Main Administrative Office	7000 Midland Blvd (Street and Number)			800-543-2644-5478 (Area Code) (Telephone Number)		
	Amelia , OH, US 45102-2607 (City or Town, State, Country and Zip Code)			800-543-2644-5478 (Area Code) (Telephone Number)		
Mail Address	P.O. Box 5323 (Street and Number or P.O. Box)			Cincinnati , OH, US 45201-5323 (City or Town, State, Country and Zip Code)		
Primary Location of Books and Records	7000 Midland Blvd (Street and Number)			800-543-2644-5478 (Area Code) (Telephone Number)		
	Amelia , OH, US 45102-2607 (City or Town, State, Country and Zip Code)			800-543-2644-5478 (Area Code) (Telephone Number)		
Internet Website Address	www.amig.com					
Statutory Statement Contact	Kenneth Leo Kuhn (Name)			800-543-2644-5478 (Area Code) (Telephone Number)		
	kkuhn@amig.com (E-mail Address)			513-947-4111 (FAX Number)		

OFFICERS

Chairman / Senior Vice President	René Gobonya #	Senior Vice President	James Paul Tierney
President / CEO	Manuel Zuniga Rios	Senior Vice President / Treasurer	James Edward Hinkle III

OTHER

Charles Schuster Griffith III	Secretary
-------------------------------	-----------

DIRECTORS OR TRUSTEES

René Gobonya #	James Paul Tierney	James Edward Hinkle III
Stephen Philip Russell III	Charles Schuster Griffith III	Daniel John Gilene
Kevin Morrissey Morreale	Manuel Zuniga Rios	Peter Joseph Effler #

State of	Ohio	SS:
County of	Clermont	

The officers of this reporting entity being duly sworn, each depose and say that they are the described officers of said reporting entity, and that on the reporting period stated above, all of the herein described assets were the absolute property of the said reporting entity, free and clear from any liens or claims thereon, except as herein stated, and that this statement, together with related exhibits, schedules and explanations therein contained, annexed or referred to, is a full and true statement of all the assets and liabilities and of the condition and affairs of the said reporting entity as of the reporting period stated above, and of its income and deductions therefrom for the period ended, and have been completed in accordance with the NAIC Annual Statement Instructions and Accounting Practices and Procedures manual except to the extent that: (1) state law may differ; or, (2) that state rules or regulations require differences in reporting not related to accounting practices and procedures, according to the best of their information, knowledge and belief, respectively. Furthermore, the scope of this attestation by the described officers also includes the related corresponding electronic filing with the NAIC, when required, that is an exact copy (except for formatting differences due to electronic filing) of the enclosed statement. The electronic filing may be requested by various regulators in lieu of or in addition to the enclosed statement.

Manuel Zuniga Rios President / CEO	Charles Schuster Griffith III Secretary	Kenneth Leo Kuhn Vice President / Controller
---------------------------------------	--	---

Subscribed and sworn to before me this	a. Is this an original filing?	Yes [X] No []
_____ day of _____	b. If no,	
_____	1. State the amendment number.....	
	2. Date filed	
	3. Number of pages attached.....	



ANNUAL STATEMENT FOR THE YEAR 2013 OF THE First Marine Insurance Co.

EXHIBIT OF PREMIUMS AND LOSSES (Statutory Page 14)

NAIC Group Code 0361 BUSINESS IN THE STATE OF Alabama DURING THE YEAR 2013 NAIC Company Code 42722

Line of Business	Gross Premiums, Including Policy and Membership Fees, Less Return Premiums and Premiums on Policies not Taken		3 Dividends Paid or Credited to Policyholders on Direct Business	4 Direct Unearned Premium Reserves	5 Direct Losses Paid (deducting salvage)	6 Direct Losses Incurred	7 Direct Losses Unpaid	8 Direct Defense and Cost Containment Expense Paid	9 Direct Defense and Cost Containment Expense Incurred	10 Direct Defense and Cost Containment Expense Unpaid	11 Commissions and Brokerage Expenses	12 Taxes, Licenses and Fees
	1 Direct Premiums Written	2 Direct Premiums Earned										
1. Fire												
2.1 Allied lines												
2.2 Multiple peril crop												
2.3 Federal flood												
3. Farmowners multiple peril												
4. Homeowners multiple peril												
5.1 Commercial multiple peril (non-liability portion)												
5.2 Commercial multiple peril (liability portion)												
6. Mortgage guaranty												
8. Ocean marine												
9. Inland marine												
10. Financial guaranty												
11. Medical professional liability												
12. Earthquake												
13. Group accident and health (b)												
14. Credit accident and health (group and individual)												
15.1 Collectively renewable accident and health (b)												
15.2 Non-cancelable accident and health(b)												
15.3 Guaranteed renewable accident and health(b)												
15.4 Non-renewable for stated reasons only (b)												
15.5 Other accident only												
15.6 Medicare Title XVIII exempt from state taxes or fees												
15.7 All other accident and health (b)												
15.8 Federal employees health benefits plan premium (b)												
16. Workers' compensation												
17.1 Other Liability - occurrence												
17.2 Other Liability - claims made												
17.3 Excess workers' compensation												
18. Products liability												
19.1 Private passenger auto no-fault (personal injury protection)												
19.2 Other private passenger auto liability												
19.3 Commercial auto no-fault (personal injury protection)												
19.4 Other commercial auto liability												
21.1 Private passenger auto physical damage												
21.2 Commercial auto physical damage												
22. Aircraft (all perils)												
23. Fidelity												
24. Surety												
26. Burglary and theft												
27. Boiler and machinery												
28. Credit												
30. Warranty												
34. Aggregate write-ins for other lines of business												
35. TOTALS (a)												
DETAILS OF WRITE-INS												
3401.												
3402.												
3403.												
3498. Summary of remaining write-ins for Line 34 from overflow page												
3499. Totals (Lines 3401 thru 3403 plus 3498)(Line 34 above)												

(a) Finance and service charges not included in Lines 1 to 35 \$
(b) For health business on indicated lines report: Number of persons insured under PPO managed care products and number of persons insured under indemnity only products



ANNUAL STATEMENT FOR THE YEAR 2013 OF THE First Marine Insurance Co.

EXHIBIT OF PREMIUMS AND LOSSES (Statutory Page 14)

NAIC Group Code 0361 BUSINESS IN THE STATE OF Alaska DURING THE YEAR 2013 NAIC Company Code 42722

Line of Business	Gross Premiums, Including Policy and Membership Fees, Less Return Premiums and Premiums on Policies not Taken		3 Dividends Paid or Credited to Policyholders on Direct Business	4 Direct Unearned Premium Reserves	5 Direct Losses Paid (deducting salvage)	6 Direct Losses Incurred	7 Direct Losses Unpaid	8 Direct Defense and Cost Containment Expense Paid	9 Direct Defense and Cost Containment Expense Incurred	10 Direct Defense and Cost Containment Expense Unpaid	11 Commissions and Brokerage Expenses	12 Taxes, Licenses and Fees
	1 Direct Premiums Written	2 Direct Premiums Earned										
1. Fire												
2.1 Allied lines												
2.2 Multiple peril crop												
2.3 Federal flood												
3. Farmowners multiple peril												
4. Homeowners multiple peril												
5.1 Commercial multiple peril (non-liability portion)												
5.2 Commercial multiple peril (liability portion)												
6. Mortgage guaranty												
8. Ocean marine												
9. Inland marine												
10. Financial guaranty												
11. Medical professional liability												
12. Earthquake												
13. Group accident and health (b)												
14. Credit accident and health (group and individual)												
15.1 Collectively renewable accident and health (b)												
15.2 Non-cancelable accident and health(b)												
15.3 Guaranteed renewable accident and health(b)												
15.4 Non-renewable for stated reasons only (b)												
15.5 Other accident only												
15.6 Medicare Title XVIII exempt from state taxes or fees												
15.7 All other accident and health (b)												
15.8 Federal employees health benefits plan premium (b)												
16. Workers' compensation												
17.1 Other Liability - occurrence												
17.2 Other Liability - claims made												
17.3 Excess workers' compensation												
18. Products liability												
19.1 Private passenger auto no-fault (personal injury protection)												
19.2 Other private passenger auto liability												
19.3 Commercial auto no-fault (personal injury protection)												
19.4 Other commercial auto liability												
21.1 Private passenger auto physical damage												
21.2 Commercial auto physical damage												
22. Aircraft (all perils)												
23. Fidelity												
24. Surety												
26. Burglary and theft												
27. Boiler and machinery												
28. Credit												
30. Warranty												
34. Aggregate write-ins for other lines of business												
35. TOTALS (a)												
DETAILS OF WRITE-INS												
3401.												
3402.												
3403.												
3498. Summary of remaining write-ins for Line 34 from overflow page												
3499. Totals (Lines 3401 thru 3403 plus 3498)(Line 34 above)												

(a) Finance and service charges not included in Lines 1 to 35 \$
(b) For health business on indicated lines report: Number of persons insured under PPO managed care products and number of persons insured under indemnity only products



ANNUAL STATEMENT FOR THE YEAR 2013 OF THE First Marine Insurance Co.

EXHIBIT OF PREMIUMS AND LOSSES (Statutory Page 14)

NAIC Group Code 0361 BUSINESS IN THE STATE OF Arizona DURING THE YEAR 2013 NAIC Company Code 42722

Line of Business	Gross Premiums, Including Policy and Membership Fees, Less Return Premiums and Premiums on Policies not Taken		3 Dividends Paid or Credited to Policyholders on Direct Business	4 Direct Unearned Premium Reserves	5 Direct Losses Paid (deducting salvage)	6 Direct Losses Incurred	7 Direct Losses Unpaid	8 Direct Defense and Cost Containment Expense Paid	9 Direct Defense and Cost Containment Expense Incurred	10 Direct Defense and Cost Containment Expense Unpaid	11 Commissions and Brokerage Expenses	12 Taxes, Licenses and Fees
	1 Direct Premiums Written	2 Direct Premiums Earned										
1. Fire												
2.1 Allied lines												
2.2 Multiple peril crop												
2.3 Federal flood												
3. Farmowners multiple peril												
4. Homeowners multiple peril												
5.1 Commercial multiple peril (non-liability portion)												
5.2 Commercial multiple peril (liability portion)												
6. Mortgage guaranty												
8. Ocean marine												
9. Inland marine												
10. Financial guaranty												
11. Medical professional liability												
12. Earthquake												
13. Group accident and health (b)												
14. Credit accident and health (group and individual)												
15.1 Collectively renewable accident and health (b)												
15.2 Non-cancelable accident and health(b)												
15.3 Guaranteed renewable accident and health(b)												
15.4 Non-renewable for stated reasons only (b)												
15.5 Other accident only												
15.6 Medicare Title XVIII exempt from state taxes or fees												
15.7 All other accident and health (b)												
15.8 Federal employees health benefits plan premium (b)												
16. Workers' compensation												
17.1 Other Liability - occurrence												
17.2 Other Liability - claims made												
17.3 Excess workers' compensation												
18. Products liability												
19.1 Private passenger auto no-fault (personal injury protection)												
19.2 Other private passenger auto liability												
19.3 Commercial auto no-fault (personal injury protection)												
19.4 Other commercial auto liability												
21.1 Private passenger auto physical damage												
21.2 Commercial auto physical damage												
22. Aircraft (all perils)												
23. Fidelity												
24. Surety												
26. Burglary and theft												
27. Boiler and machinery												
28. Credit												
30. Warranty												
34. Aggregate write-ins for other lines of business												
35. TOTALS (a)												
DETAILS OF WRITE-INS												
3401.												
3402.												
3403.												
3498. Summary of remaining write-ins for Line 34 from overflow page												
3499. Totals (Lines 3401 thru 3403 plus 3498)(Line 34 above)												

(a) Finance and service charges not included in Lines 1 to 35 \$
(b) For health business on indicated lines report: Number of persons insured under PPO managed care products and number of persons insured under indemnity only products



ANNUAL STATEMENT FOR THE YEAR 2013 OF THE First Marine Insurance Co.

EXHIBIT OF PREMIUMS AND LOSSES (Statutory Page 14)

NAIC Group Code 0361 BUSINESS IN THE STATE OF Arkansas DURING THE YEAR 2013 NAIC Company Code 42722

Line of Business	Gross Premiums, Including Policy and Membership Fees, Less Return Premiums and Premiums on Policies not Taken		3 Dividends Paid or Credited to Policyholders on Direct Business	4 Direct Unearned Premium Reserves	5 Direct Losses Paid (deducting salvage)	6 Direct Losses Incurred	7 Direct Losses Unpaid	8 Direct Defense and Cost Containment Expense Paid	9 Direct Defense and Cost Containment Expense Incurred	10 Direct Defense and Cost Containment Expense Unpaid	11 Commissions and Brokerage Expenses	12 Taxes, Licenses and Fees
	1 Direct Premiums Written	2 Direct Premiums Earned										
1. Fire0	.0	.0	.0	.0	.0	.0	.0	.0	.0	.0	.0
2.1 Allied lines0	.0	.0	.0	.0	.0	.0	.0	.0	.0	.0	.0
2.2 Multiple peril crop0	.0	.0	.0	.0	.0	.0	.0	.0	.0	.0	.0
2.3 Federal flood0	.0	.0	.0	.0	.0	.0	.0	.0	.0	.0	.0
3. Farmowners multiple peril0	.0	.0	.0	.0	.0	.0	.0	.0	.0	.0	.0
4. Homeowners multiple peril0	.0	.0	.0	.0	.0	.0	.0	.0	.0	.0	.0
5.1 Commercial multiple peril (non-liability portion)0	.0	.0	.0	.0	.0	.0	.0	.0	.0	.0	.0
5.2 Commercial multiple peril (liability portion)0	.0	.0	.0	.0	.0	.0	.0	.0	.0	.0	.0
6. Mortgage guaranty0	.0	.0	.0	.0	.0	.0	.0	.0	.0	.0	.0
8. Ocean marine0	.0	.0	.0	.0	.0	.0	.0	.0	.0	.0	.0
9. Inland marine0	.0	.0	.0	.0	.0	.0	.0	.0	.0	.0	2,953
10. Financial guaranty0	.0	.0	.0	.0	.0	.0	.0	.0	.0	.0	.0
11. Medical professional liability0	.0	.0	.0	.0	.0	.0	.0	.0	.0	.0	.0
12. Earthquake0	.0	.0	.0	.0	.0	.0	.0	.0	.0	.0	.0
13. Group accident and health (b)0	.0	.0	.0	.0	.0	.0	.0	.0	.0	.0	.0
14. Credit accident and health (group and individual)0	.0	.0	.0	.0	.0	.0	.0	.0	.0	.0	.0
15.1 Collectively renewable accident and health (b)0	.0	.0	.0	.0	.0	.0	.0	.0	.0	.0	.0
15.2 Non-cancelable accident and health(b)0	.0	.0	.0	.0	.0	.0	.0	.0	.0	.0	.0
15.3 Guaranteed renewable accident and health(b)0	.0	.0	.0	.0	.0	.0	.0	.0	.0	.0	.0
15.4 Non-renewable for stated reasons only (b)0	.0	.0	.0	.0	.0	.0	.0	.0	.0	.0	.0
15.5 Other accident only0	.0	.0	.0	.0	.0	.0	.0	.0	.0	.0	.0
15.6 Medicare Title XVIII exempt from state taxes or fees0	.0	.0	.0	.0	.0	.0	.0	.0	.0	.0	.0
15.7 All other accident and health (b)0	.0	.0	.0	.0	.0	.0	.0	.0	.0	.0	.0
15.8 Federal employees health benefits plan premium (b)0	.0	.0	.0	.0	.0	.0	.0	.0	.0	.0	.0
16. Workers' compensation0	.0	.0	.0	.0	.0	.0	.0	.0	.0	.0	.0
17.1 Other Liability - occurrence0	.0	.0	.0	.0	.0	.0	.0	.0	.0	.0	.0
17.2 Other Liability - claims made0	.0	.0	.0	.0	.0	.0	.0	.0	.0	.0	.0
17.3 Excess workers' compensation0	.0	.0	.0	.0	.0	.0	.0	.0	.0	.0	.0
18. Products liability0	.0	.0	.0	.0	.0	.0	.0	.0	.0	.0	.0
19.1 Private passenger auto no-fault (personal injury protection)0	.0	.0	.0	.0	.0	.0	.0	.0	.0	.0	.0
19.2 Other private passenger auto liability0	.0	.0	.0	.0	.0	.0	.0	.0	.0	.0	.0
19.3 Commercial auto no-fault (personal injury protection)0	.0	.0	.0	.0	.0	.0	.0	.0	.0	.0	.0
19.4 Other commercial auto liability0	.0	.0	.0	.0	.0	.0	.0	.0	.0	.0	.0
21.1 Private passenger auto physical damage0	.0	.0	.0	.0	.0	.0	.0	.0	.0	.0	.0
21.2 Commercial auto physical damage0	.0	.0	.0	.0	.0	.0	.0	.0	.0	.0	.0
22. Aircraft (all perils)0	.0	.0	.0	.0	.0	.0	.0	.0	.0	.0	.0
23. Fidelity0	.0	.0	.0	.0	.0	.0	.0	.0	.0	.0	.0
24. Surety0	.0	.0	.0	.0	.0	.0	.0	.0	.0	.0	.0
26. Burglary and theft0	.0	.0	.0	.0	.0	.0	.0	.0	.0	.0	.0
27. Boiler and machinery0	.0	.0	.0	.0	.0	.0	.0	.0	.0	.0	.0
28. Credit0	.0	.0	.0	.0	.0	.0	.0	.0	.0	.0	.0
30. Warranty0	.0	.0	.0	.0	.0	.0	.0	.0	.0	.0	.0
34. Aggregate write-ins for other lines of business0	.0	.0	.0	.0	.0	.0	.0	.0	.0	.0	.0
35. TOTALS (a)	0	0	0	0	0	0	0	0	0	0	0	2,953
DETAILS OF WRITE-INS												
3401.												
3402.												
3403.												
3498. Summary of remaining write-ins for Line 34 from overflow page0	.0	.0	.0	.0	.0	.0	.0	.0	.0	.0	.0
3499. Totals (Lines 3401 thru 3403 plus 3498)(Line 34 above)	0	0	0	0	0	0	0	0	0	0	0	0

(a) Finance and service charges not included in Lines 1 to 35 \$0
(b) For health business on indicated lines report: Number of persons insured under PPO managed care products0 and number of persons insured under indemnity only products0 .



ANNUAL STATEMENT FOR THE YEAR 2013 OF THE First Marine Insurance Co.

EXHIBIT OF PREMIUMS AND LOSSES (Statutory Page 14)

NAIC Group Code 0361 BUSINESS IN THE STATE OF California DURING THE YEAR 2013 NAIC Company Code 42722

Line of Business	Gross Premiums, Including Policy and Membership Fees, Less Return Premiums and Premiums on Policies not Taken		3 Dividends Paid or Credited to Policyholders on Direct Business	4 Direct Unearned Premium Reserves	5 Direct Losses Paid (deducting salvage)	6 Direct Losses Incurred	7 Direct Losses Unpaid	8 Direct Defense and Cost Containment Expense Paid	9 Direct Defense and Cost Containment Expense Incurred	10 Direct Defense and Cost Containment Expense Unpaid	11 Commissions and Brokerage Expenses	12 Taxes, Licenses and Fees
	1 Direct Premiums Written	2 Direct Premiums Earned										
1. Fire												
2.1 Allied lines												
2.2 Multiple peril crop												
2.3 Federal flood												
3. Farmowners multiple peril												
4. Homeowners multiple peril												
5.1 Commercial multiple peril (non-liability portion)												
5.2 Commercial multiple peril (liability portion)												
6. Mortgage guaranty												
8. Ocean marine												
9. Inland marine												
10. Financial guaranty												
11. Medical professional liability												
12. Earthquake												
13. Group accident and health (b)												
14. Credit accident and health (group and individual)												
15.1 Collectively renewable accident and health (b)												
15.2 Non-cancelable accident and health(b)												
15.3 Guaranteed renewable accident and health(b)												
15.4 Non-renewable for stated reasons only (b)												
15.5 Other accident only												
15.6 Medicare Title XVIII exempt from state taxes or fees												
15.7 All other accident and health (b)												
15.8 Federal employees health benefits plan premium (b)												
16. Workers' compensation												
17.1 Other Liability - occurrence												
17.2 Other Liability - claims made												
17.3 Excess workers' compensation												
18. Products liability												
19.1 Private passenger auto no-fault (personal injury protection)												
19.2 Other private passenger auto liability												
19.3 Commercial auto no-fault (personal injury protection)												
19.4 Other commercial auto liability												
21.1 Private passenger auto physical damage												
21.2 Commercial auto physical damage												
22. Aircraft (all perils)												
23. Fidelity												
24. Surety												
26. Burglary and theft												
27. Boiler and machinery												
28. Credit												
30. Warranty												
34. Aggregate write-ins for other lines of business												
35. TOTALS (a)												
DETAILS OF WRITE-INS												
3401.												
3402.												
3403.												
3498. Summary of remaining write-ins for Line 34 from overflow page												
3499. Totals (Lines 3401 thru 3403 plus 3498)(Line 34 above)												

(a) Finance and service charges not included in Lines 1 to 35 \$
(b) For health business on indicated lines report: Number of persons insured under PPO managed care products and number of persons insured under indemnity only products



ANNUAL STATEMENT FOR THE YEAR 2013 OF THE First Marine Insurance Co.

EXHIBIT OF PREMIUMS AND LOSSES (Statutory Page 14)

NAIC Group Code 0361 BUSINESS IN THE STATE OF Colorado DURING THE YEAR 2013 NAIC Company Code 42722

Line of Business	Gross Premiums, Including Policy and Membership Fees, Less Return Premiums and Premiums on Policies not Taken		3 Dividends Paid or Credited to Policyholders on Direct Business	4 Direct Unearned Premium Reserves	5 Direct Losses Paid (deducting salvage)	6 Direct Losses Incurred	7 Direct Losses Unpaid	8 Direct Defense and Cost Containment Expense Paid	9 Direct Defense and Cost Containment Expense Incurred	10 Direct Defense and Cost Containment Expense Unpaid	11 Commissions and Brokerage Expenses	12 Taxes, Licenses and Fees
	1 Direct Premiums Written	2 Direct Premiums Earned										
1. Fire												
2.1 Allied lines												
2.2 Multiple peril crop												
2.3 Federal flood												
3. Farmowners multiple peril												
4. Homeowners multiple peril												
5.1 Commercial multiple peril (non-liability portion)												
5.2 Commercial multiple peril (liability portion)												
6. Mortgage guaranty												
8. Ocean marine												
9. Inland marine												
10. Financial guaranty												
11. Medical professional liability												
12. Earthquake												
13. Group accident and health (b)												
14. Credit accident and health (group and individual)												
15.1 Collectively renewable accident and health (b)												
15.2 Non-cancelable accident and health(b)												
15.3 Guaranteed renewable accident and health(b)												
15.4 Non-renewable for stated reasons only (b)												
15.5 Other accident only												
15.6 Medicare Title XVIII exempt from state taxes or fees												
15.7 All other accident and health (b)												
15.8 Federal employees health benefits plan premium (b)												
16. Workers' compensation												
17.1 Other Liability - occurrence												
17.2 Other Liability - claims made												
17.3 Excess workers' compensation												
18. Products liability												
19.1 Private passenger auto no-fault (personal injury protection)												
19.2 Other private passenger auto liability												
19.3 Commercial auto no-fault (personal injury protection)												
19.4 Other commercial auto liability												
21.1 Private passenger auto physical damage												
21.2 Commercial auto physical damage												
22. Aircraft (all perils)												
23. Fidelity												
24. Surety												
26. Burglary and theft												
27. Boiler and machinery												
28. Credit												
30. Warranty												
34. Aggregate write-ins for other lines of business												
35. TOTALS (a)												
DETAILS OF WRITE-INS												
3401.												
3402.												
3403.												
3498. Summary of remaining write-ins for Line 34 from overflow page												
3499. Totals (Lines 3401 thru 3403 plus 3498)(Line 34 above)												

(a) Finance and service charges not included in Lines 1 to 35 \$
(b) For health business on indicated lines report: Number of persons insured under PPO managed care products and number of persons insured under indemnity only products



ANNUAL STATEMENT FOR THE YEAR 2013 OF THE First Marine Insurance Co.

EXHIBIT OF PREMIUMS AND LOSSES (Statutory Page 14)

NAIC Group Code 0361 BUSINESS IN THE STATE OF Connecticut DURING THE YEAR 2013 NAIC Company Code 42722

Line of Business	Gross Premiums, Including Policy and Membership Fees, Less Return Premiums and Premiums on Policies not Taken		3 Dividends Paid or Credited to Policyholders on Direct Business	4 Direct Unearned Premium Reserves	5 Direct Losses Paid (deducting salvage)	6 Direct Losses Incurred	7 Direct Losses Unpaid	8 Direct Defense and Cost Containment Expense Paid	9 Direct Defense and Cost Containment Expense Incurred	10 Direct Defense and Cost Containment Expense Unpaid	11 Commissions and Brokerage Expenses	12 Taxes, Licenses and Fees
	1 Direct Premiums Written	2 Direct Premiums Earned										
1. Fire												
2.1 Allied lines												
2.2 Multiple peril crop												
2.3 Federal flood												
3. Farmowners multiple peril												
4. Homeowners multiple peril												
5.1 Commercial multiple peril (non-liability portion)												
5.2 Commercial multiple peril (liability portion)												
6. Mortgage guaranty												
8. Ocean marine												
9. Inland marine												
10. Financial guaranty												
11. Medical professional liability												
12. Earthquake												
13. Group accident and health (b)												
14. Credit accident and health (group and individual)												
15.1 Collectively renewable accident and health (b)												
15.2 Non-cancelable accident and health(b)												
15.3 Guaranteed renewable accident and health(b)												
15.4 Non-renewable for stated reasons only (b)												
15.5 Other accident only												
15.6 Medicare Title XVIII exempt from state taxes or fees												
15.7 All other accident and health (b)												
15.8 Federal employees health benefits plan premium (b)												
16. Workers' compensation												
17.1 Other Liability - occurrence												
17.2 Other Liability - claims made												
17.3 Excess workers' compensation												
18. Products liability												
19.1 Private passenger auto no-fault (personal injury protection)												
19.2 Other private passenger auto liability												
19.3 Commercial auto no-fault (personal injury protection)												
19.4 Other commercial auto liability												
21.1 Private passenger auto physical damage												
21.2 Commercial auto physical damage												
22. Aircraft (all perils)												
23. Fidelity												
24. Surety												
26. Burglary and theft												
27. Boiler and machinery												
28. Credit												
30. Warranty												
34. Aggregate write-ins for other lines of business												
35. TOTALS (a)												
DETAILS OF WRITE-INS												
3401.												
3402.												
3403.												
3498. Summary of remaining write-ins for Line 34 from overflow page												
3499. Totals (Lines 3401 thru 3403 plus 3498)(Line 34 above)												

(a) Finance and service charges not included in Lines 1 to 35 \$
(b) For health business on indicated lines report: Number of persons insured under PPO managed care products and number of persons insured under indemnity only products



ANNUAL STATEMENT FOR THE YEAR 2013 OF THE First Marine Insurance Co.

EXHIBIT OF PREMIUMS AND LOSSES (Statutory Page 14)

NAIC Group Code 0361 BUSINESS IN THE STATE OF Delaware DURING THE YEAR 2013 NAIC Company Code 42722

Line of Business	Gross Premiums, Including Policy and Membership Fees, Less Return Premiums and Premiums on Policies not Taken		3 Dividends Paid or Credited to Policyholders on Direct Business	4 Direct Unearned Premium Reserves	5 Direct Losses Paid (deducting salvage)	6 Direct Losses Incurred	7 Direct Losses Unpaid	8 Direct Defense and Cost Containment Expense Paid	9 Direct Defense and Cost Containment Expense Incurred	10 Direct Defense and Cost Containment Expense Unpaid	11 Commissions and Brokerage Expenses	12 Taxes, Licenses and Fees
	1 Direct Premiums Written	2 Direct Premiums Earned										
1. Fire												
2.1 Allied lines												
2.2 Multiple peril crop												
2.3 Federal flood												
3. Farmowners multiple peril												
4. Homeowners multiple peril												
5.1 Commercial multiple peril (non-liability portion)												
5.2 Commercial multiple peril (liability portion)												
6. Mortgage guaranty												
8. Ocean marine												
9. Inland marine												
10. Financial guaranty												
11. Medical professional liability												
12. Earthquake												
13. Group accident and health (b)												
14. Credit accident and health (group and individual)												
15.1 Collectively renewable accident and health (b)												
15.2 Non-cancelable accident and health(b)												
15.3 Guaranteed renewable accident and health(b)												
15.4 Non-renewable for stated reasons only (b)												
15.5 Other accident only												
15.6 Medicare Title XVIII exempt from state taxes or fees												
15.7 All other accident and health (b)												
15.8 Federal employees health benefits plan premium (b)												
16. Workers' compensation												
17.1 Other Liability - occurrence												
17.2 Other Liability - claims made												
17.3 Excess workers' compensation												
18. Products liability												
19.1 Private passenger auto no-fault (personal injury protection)												
19.2 Other private passenger auto liability												
19.3 Commercial auto no-fault (personal injury protection)												
19.4 Other commercial auto liability												
21.1 Private passenger auto physical damage												
21.2 Commercial auto physical damage												
22. Aircraft (all perils)												
23. Fidelity												
24. Surety												
26. Burglary and theft												
27. Boiler and machinery												
28. Credit												
30. Warranty												
34. Aggregate write-ins for other lines of business												
35. TOTALS (a)												
DETAILS OF WRITE-INS												
3401.												
3402.												
3403.												
3498. Summary of remaining write-ins for Line 34 from overflow page												
3499. Totals (Lines 3401 thru 3403 plus 3498)(Line 34 above)												

(a) Finance and service charges not included in Lines 1 to 35 \$
(b) For health business on indicated lines report: Number of persons insured under PPO managed care products and number of persons insured under indemnity only products



ANNUAL STATEMENT FOR THE YEAR 2013 OF THE First Marine Insurance Co.

EXHIBIT OF PREMIUMS AND LOSSES (Statutory Page 14)

NAIC Group Code 0361 BUSINESS IN THE STATE OF District of Columbia DURING THE YEAR 2013 NAIC Company Code 42722

Line of Business	Gross Premiums, Including Policy and Membership Fees, Less Return Premiums and Premiums on Policies not Taken		3 Dividends Paid or Credited to Policyholders on Direct Business	4 Direct Unearned Premium Reserves	5 Direct Losses Paid (deducting salvage)	6 Direct Losses Incurred	7 Direct Losses Unpaid	8 Direct Defense and Cost Containment Expense Paid	9 Direct Defense and Cost Containment Expense Incurred	10 Direct Defense and Cost Containment Expense Unpaid	11 Commissions and Brokerage Expenses	12 Taxes, Licenses and Fees
	1 Direct Premiums Written	2 Direct Premiums Earned										
1. Fire												
2.1 Allied lines												
2.2 Multiple peril crop												
2.3 Federal flood												
3. Farmowners multiple peril												
4. Homeowners multiple peril												
5.1 Commercial multiple peril (non-liability portion)												
5.2 Commercial multiple peril (liability portion)												
6. Mortgage guaranty												
8. Ocean marine												
9. Inland marine												
10. Financial guaranty												
11. Medical professional liability												
12. Earthquake												
13. Group accident and health (b)												
14. Credit accident and health (group and individual)												
15.1 Collectively renewable accident and health (b)												
15.2 Non-cancelable accident and health(b)												
15.3 Guaranteed renewable accident and health(b)												
15.4 Non-renewable for stated reasons only (b)												
15.5 Other accident only												
15.6 Medicare Title XVIII exempt from state taxes or fees												
15.7 All other accident and health (b)												
15.8 Federal employees health benefits plan premium (b)												
16. Workers' compensation												
17.1 Other Liability - occurrence												
17.2 Other Liability - claims made												
17.3 Excess workers' compensation												
18. Products liability												
19.1 Private passenger auto no-fault (personal injury protection)												
19.2 Other private passenger auto liability												
19.3 Commercial auto no-fault (personal injury protection)												
19.4 Other commercial auto liability												
21.1 Private passenger auto physical damage												
21.2 Commercial auto physical damage												
22. Aircraft (all perils)												
23. Fidelity												
24. Surety												
26. Burglary and theft												
27. Boiler and machinery												
28. Credit												
30. Warranty												
34. Aggregate write-ins for other lines of business												
35. TOTALS (a)												
DETAILS OF WRITE-INS												
3401.												
3402.												
3403.												
3498. Summary of remaining write-ins for Line 34 from overflow page												
3499. Totals (Lines 3401 thru 3403 plus 3498)(Line 34 above)												

(a) Finance and service charges not included in Lines 1 to 35 \$
(b) For health business on indicated lines report: Number of persons insured under PPO managed care products and number of persons insured under indemnity only products



ANNUAL STATEMENT FOR THE YEAR 2013 OF THE First Marine Insurance Co.

EXHIBIT OF PREMIUMS AND LOSSES (Statutory Page 14)

NAIC Group Code 0361 BUSINESS IN THE STATE OF Florida DURING THE YEAR 2013 NAIC Company Code 42722

Line of Business	Gross Premiums, Including Policy and Membership Fees, Less Return Premiums and Premiums on Policies not Taken		3 Dividends Paid or Credited to Policyholders on Direct Business	4 Direct Unearned Premium Reserves	5 Direct Losses Paid (deducting salvage)	6 Direct Losses Incurred	7 Direct Losses Unpaid	8 Direct Defense and Cost Containment Expense Paid	9 Direct Defense and Cost Containment Expense Incurred	10 Direct Defense and Cost Containment Expense Unpaid	11 Commissions and Brokerage Expenses	12 Taxes, Licenses and Fees
	1 Direct Premiums Written	2 Direct Premiums Earned										
1. Fire												
2.1 Allied lines												
2.2 Multiple peril crop												
2.3 Federal flood												
3. Farmowners multiple peril												
4. Homeowners multiple peril												
5.1 Commercial multiple peril (non-liability portion)												
5.2 Commercial multiple peril (liability portion)												
6. Mortgage guaranty												
8. Ocean marine												
9. Inland marine												
10. Financial guaranty												
11. Medical professional liability												
12. Earthquake												
13. Group accident and health (b)												
14. Credit accident and health (group and individual)												
15.1 Collectively renewable accident and health (b)												
15.2 Non-cancelable accident and health(b)												
15.3 Guaranteed renewable accident and health(b)												
15.4 Non-renewable for stated reasons only (b)												
15.5 Other accident only												
15.6 Medicare Title XVIII exempt from state taxes or fees												
15.7 All other accident and health (b)												
15.8 Federal employees health benefits plan premium (b)												
16. Workers' compensation												
17.1 Other Liability - occurrence												
17.2 Other Liability - claims made												
17.3 Excess workers' compensation												
18. Products liability												
19.1 Private passenger auto no-fault (personal injury protection)												
19.2 Other private passenger auto liability												
19.3 Commercial auto no-fault (personal injury protection)												
19.4 Other commercial auto liability												
21.1 Private passenger auto physical damage												
21.2 Commercial auto physical damage												
22. Aircraft (all perils)												
23. Fidelity												
24. Surety												
26. Burglary and theft												
27. Boiler and machinery												
28. Credit												
30. Warranty												
34. Aggregate write-ins for other lines of business												
35. TOTALS (a)												
DETAILS OF WRITE-INS												
3401.												
3402.												
3403.												
3498. Summary of remaining write-ins for Line 34 from overflow page												
3499. Totals (Lines 3401 thru 3403 plus 3498)(Line 34 above)												

(a) Finance and service charges not included in Lines 1 to 35 \$
(b) For health business on indicated lines report: Number of persons insured under PPO managed care products and number of persons insured under indemnity only products



ANNUAL STATEMENT FOR THE YEAR 2013 OF THE First Marine Insurance Co.

EXHIBIT OF PREMIUMS AND LOSSES (Statutory Page 14)

NAIC Group Code 0361 BUSINESS IN THE STATE OF Georgia DURING THE YEAR 2013 NAIC Company Code 42722

Line of Business	Gross Premiums, Including Policy and Membership Fees, Less Return Premiums and Premiums on Policies not Taken		3 Dividends Paid or Credited to Policyholders on Direct Business	4 Direct Unearned Premium Reserves	5 Direct Losses Paid (deducting salvage)	6 Direct Losses Incurred	7 Direct Losses Unpaid	8 Direct Defense and Cost Containment Expense Paid	9 Direct Defense and Cost Containment Expense Incurred	10 Direct Defense and Cost Containment Expense Unpaid	11 Commissions and Brokerage Expenses	12 Taxes, Licenses and Fees
	1 Direct Premiums Written	2 Direct Premiums Earned										
1. Fire												
2.1 Allied lines												
2.2 Multiple peril crop												
2.3 Federal flood												
3. Farmowners multiple peril												
4. Homeowners multiple peril												
5.1 Commercial multiple peril (non-liability portion)												
5.2 Commercial multiple peril (liability portion)												
6. Mortgage guaranty												
8. Ocean marine												
9. Inland marine												
10. Financial guaranty												
11. Medical professional liability												
12. Earthquake												
13. Group accident and health (b)												
14. Credit accident and health (group and individual)												
15.1 Collectively renewable accident and health (b)												
15.2 Non-cancelable accident and health(b)												
15.3 Guaranteed renewable accident and health(b)												
15.4 Non-renewable for stated reasons only (b)												
15.5 Other accident only												
15.6 Medicare Title XVIII exempt from state taxes or fees												
15.7 All other accident and health (b)												
15.8 Federal employees health benefits plan premium (b)												
16. Workers' compensation												
17.1 Other Liability - occurrence												
17.2 Other Liability - claims made												
17.3 Excess workers' compensation												
18. Products liability												
19.1 Private passenger auto no-fault (personal injury protection)												
19.2 Other private passenger auto liability												
19.3 Commercial auto no-fault (personal injury protection)												
19.4 Other commercial auto liability												
21.1 Private passenger auto physical damage												
21.2 Commercial auto physical damage												
22. Aircraft (all perils)												
23. Fidelity												
24. Surety												
26. Burglary and theft												
27. Boiler and machinery												
28. Credit												
30. Warranty												
34. Aggregate write-ins for other lines of business												
35. TOTALS (a)												
DETAILS OF WRITE-INS												
3401.												
3402.												
3403.												
3498. Summary of remaining write-ins for Line 34 from overflow page												
3499. Totals (Lines 3401 thru 3403 plus 3498)(Line 34 above)												

(a) Finance and service charges not included in Lines 1 to 35 \$
(b) For health business on indicated lines report: Number of persons insured under PPO managed care products and number of persons insured under indemnity only products



ANNUAL STATEMENT FOR THE YEAR 2013 OF THE First Marine Insurance Co.

EXHIBIT OF PREMIUMS AND LOSSES (Statutory Page 14)

NAIC Group Code 0361 BUSINESS IN THE STATE OF Hawaii DURING THE YEAR 2013 NAIC Company Code 42722

Line of Business		Gross Premiums, Including Policy and Membership Fees, Less Return Premiums and Premiums on Policies not Taken		3 Dividends Paid or Credited to Policyholders on Direct Business	4 Direct Unearned Premium Reserves	5 Direct Losses Paid (deducting salvage)	6 Direct Losses Incurred	7 Direct Losses Unpaid	8 Direct Defense and Cost Containment Expense Paid	9 Direct Defense and Cost Containment Expense Incurred	10 Direct Defense and Cost Containment Expense Unpaid	11 Commissions and Brokerage Expenses	12 Taxes, Licenses and Fees
		1 Direct Premiums Written	2 Direct Premiums Earned										
1.	Fire												
2.1	Allied lines												
2.2	Multiple peril crop												
2.3	Federal flood												
3.	Farmowners multiple peril												
4.	Homeowners multiple peril												
5.1	Commercial multiple peril (non-liability portion)												
5.2	Commercial multiple peril (liability portion)												
6.	Mortgage guaranty												
8.	Ocean marine												
9.	Inland marine												
10.	Financial guaranty												
11.	Medical professional liability												
12.	Earthquake												
13.	Group accident and health (b)												
14.	Credit accident and health (group and individual)												
15.1	Collectively renewable accident and health (b)												
15.2	Non-cancelable accident and health(b)												
15.3	Guaranteed renewable accident and health(b)												
15.4	Non-renewable for stated reasons only (b)												
15.5	Other accident only												
15.6	Medicare Title XVIII exempt from state taxes or fees												
15.7	All other accident and health (b)												
15.8	Federal employees health benefits plan premium (b)												
16.	Workers' compensation												
17.1	Other Liability - occurrence												
17.2	Other Liability - claims made												
17.3	Excess workers' compensation												
18.	Products liability												
19.1	Private passenger auto no-fault (personal injury protection)												
19.2	Other private passenger auto liability												
19.3	Commercial auto no-fault (personal injury protection)												
19.4	Other commercial auto liability												
21.1	Private passenger auto physical damage												
21.2	Commercial auto physical damage												
22.	Aircraft (all perils)												
23.	Fidelity												
24.	Surety												
26.	Burglary and theft												
27.	Boiler and machinery												
28.	Credit												
30.	Warranty												
34.	Aggregate write-ins for other lines of business												
35.	TOTALS (a)												
DETAILS OF WRITE-INS													
3401.												
3402.												
3403.												
3498.	Summary of remaining write-ins for Line 34 from overflow page												
3499.	Totals (Lines 3401 thru 3403 plus 3498)(Line 34 above)												

(a) Finance and service charges not included in Lines 1 to 35 \$
(b) For health business on indicated lines report: Number of persons insured under PPO managed care products and number of persons insured under indemnity only products



ANNUAL STATEMENT FOR THE YEAR 2013 OF THE First Marine Insurance Co.
EXHIBIT OF PREMIUMS AND LOSSES (Statutory Page 14)

NAIC Group Code 0361 BUSINESS IN THE STATE OF Idaho DURING THE YEAR 2013 NAIC Company Code 42722

Line of Business	Gross Premiums, Including Policy and Membership Fees, Less Return Premiums and Premiums on Policies not Taken		3 Dividends Paid or Credited to Policyholders on Direct Business	4 Direct Unearned Premium Reserves	5 Direct Losses Paid (deducting salvage)	6 Direct Losses Incurred	7 Direct Losses Unpaid	8 Direct Defense and Cost Containment Expense Paid	9 Direct Defense and Cost Containment Expense Incurred	10 Direct Defense and Cost Containment Expense Unpaid	11 Commissions and Brokerage Expenses	12 Taxes, Licenses and Fees
	1 Direct Premiums Written	2 Direct Premiums Earned										
1. Fire												
2.1 Allied lines												
2.2 Multiple peril crop												
2.3 Federal flood												
3. Farmowners multiple peril												
4. Homeowners multiple peril												
5.1 Commercial multiple peril (non-liability portion)												
5.2 Commercial multiple peril (liability portion)												
6. Mortgage guaranty												
8. Ocean marine												
9. Inland marine												
10. Financial guaranty												
11. Medical professional liability												
12. Earthquake												
13. Group accident and health (b)												
14. Credit accident and health (group and individual)												
15.1 Collectively renewable accident and health (b)												
15.2 Non-cancelable accident and health(b)												
15.3 Guaranteed renewable accident and health(b)												
15.4 Non-renewable for stated reasons only (b)												
15.5 Other accident only												
15.6 Medicare Title XVIII exempt from state taxes or fees												
15.7 All other accident and health (b)												
15.8 Federal employees health benefits plan premium (b)												
16. Workers' compensation												
17.1 Other Liability - occurrence												
17.2 Other Liability - claims made												
17.3 Excess workers' compensation												
18. Products liability												
19.1 Private passenger auto no-fault (personal injury protection)												
19.2 Other private passenger auto liability												
19.3 Commercial auto no-fault (personal injury protection)												
19.4 Other commercial auto liability												
21.1 Private passenger auto physical damage												
21.2 Commercial auto physical damage												
22. Aircraft (all perils)												
23. Fidelity												
24. Surety												
26. Burglary and theft												
27. Boiler and machinery												
28. Credit												
30. Warranty												
34. Aggregate write-ins for other lines of business												
35. TOTALS (a)												
DETAILS OF WRITE-INS												
3401.												
3402.												
3403.												
3498. Summary of remaining write-ins for Line 34 from overflow page												
3499. Totals (Lines 3401 thru 3403 plus 3498)(Line 34 above)												

(a) Finance and service charges not included in Lines 1 to 35 \$
(b) For health business on indicated lines report: Number of persons insured under PPO managed care products and number of persons insured under indemnity only products



ANNUAL STATEMENT FOR THE YEAR 2013 OF THE First Marine Insurance Co.

EXHIBIT OF PREMIUMS AND LOSSES (Statutory Page 14)

NAIC Group Code 0361 BUSINESS IN THE STATE OF Illinois DURING THE YEAR 2013 NAIC Company Code 42722

Line of Business	Gross Premiums, Including Policy and Membership Fees, Less Return Premiums and Premiums on Policies not Taken		3 Dividends Paid or Credited to Policyholders on Direct Business	4 Direct Unearned Premium Reserves	5 Direct Losses Paid (deducting salvage)	6 Direct Losses Incurred	7 Direct Losses Unpaid	8 Direct Defense and Cost Containment Expense Paid	9 Direct Defense and Cost Containment Expense Incurred	10 Direct Defense and Cost Containment Expense Unpaid	11 Commissions and Brokerage Expenses	12 Taxes, Licenses and Fees
	1 Direct Premiums Written	2 Direct Premiums Earned										
1. Fire0	.0	.0	.0	.0	.0	.0	.0	.0	.0	.0	.0
2.1 Allied lines0	.0	.0	.0	.0	.0	.0	.0	.0	.0	.0	.0
2.2 Multiple peril crop0	.0	.0	.0	.0	.0	.0	.0	.0	.0	.0	.0
2.3 Federal flood0	.0	.0	.0	.0	.0	.0	.0	.0	.0	.0	.0
3. Farmowners multiple peril0	.0	.0	.0	.0	.0	.0	.0	.0	.0	.0	.0
4. Homeowners multiple peril0	.0	.0	.0	.0	.0	.0	.0	.0	.0	.0	.0
5.1 Commercial multiple peril (non-liability portion)0	.0	.0	.0	.0	.0	.0	.0	.0	.0	.0	.0
5.2 Commercial multiple peril (liability portion)0	.0	.0	.0	.0	.0	.0	.0	.0	.0	.0	.0
6. Mortgage guaranty0	.0	.0	.0	.0	.0	.0	.0	.0	.0	.0	.0
8. Ocean marine0	.0	.0	.0	.0	.0	.0	.0	.0	.0	.0	.0
9. Inland marine0	.0	.0	.0	.0	.0	.0	.0	.0	.0	.0	3,363
10. Financial guaranty0	.0	.0	.0	.0	.0	.0	.0	.0	.0	.0	.0
11. Medical professional liability0	.0	.0	.0	.0	.0	.0	.0	.0	.0	.0	.0
12. Earthquake0	.0	.0	.0	.0	.0	.0	.0	.0	.0	.0	.0
13. Group accident and health (b)0	.0	.0	.0	.0	.0	.0	.0	.0	.0	.0	.0
14. Credit accident and health (group and individual)0	.0	.0	.0	.0	.0	.0	.0	.0	.0	.0	.0
15.1 Collectively renewable accident and health (b)0	.0	.0	.0	.0	.0	.0	.0	.0	.0	.0	.0
15.2 Non-cancelable accident and health(b)0	.0	.0	.0	.0	.0	.0	.0	.0	.0	.0	.0
15.3 Guaranteed renewable accident and health(b)0	.0	.0	.0	.0	.0	.0	.0	.0	.0	.0	.0
15.4 Non-renewable for stated reasons only (b)0	.0	.0	.0	.0	.0	.0	.0	.0	.0	.0	.0
15.5 Other accident only0	.0	.0	.0	.0	.0	.0	.0	.0	.0	.0	.0
15.6 Medicare Title XVIII exempt from state taxes or fees0	.0	.0	.0	.0	.0	.0	.0	.0	.0	.0	.0
15.7 All other accident and health (b)0	.0	.0	.0	.0	.0	.0	.0	.0	.0	.0	.0
15.8 Federal employees health benefits plan premium (b)0	.0	.0	.0	.0	.0	.0	.0	.0	.0	.0	.0
16. Workers' compensation0	.0	.0	.0	.0	.0	.0	.0	.0	.0	.0	.0
17.1 Other Liability - occurrence0	.0	.0	.0	.0	.0	.0	.0	.0	.0	.0	.0
17.2 Other Liability - claims made0	.0	.0	.0	.0	.0	.0	.0	.0	.0	.0	.0
17.3 Excess workers' compensation0	.0	.0	.0	.0	.0	.0	.0	.0	.0	.0	.0
18. Products liability0	.0	.0	.0	.0	.0	.0	.0	.0	.0	.0	.0
19.1 Private passenger auto no-fault (personal injury protection)0	.0	.0	.0	.0	.0	.0	.0	.0	.0	.0	.0
19.2 Other private passenger auto liability0	.0	.0	.0	.0	.0	.0	.0	.0	.0	.0	.0
19.3 Commercial auto no-fault (personal injury protection)0	.0	.0	.0	.0	.0	.0	.0	.0	.0	.0	.0
19.4 Other commercial auto liability0	.0	.0	.0	.0	.0	.0	.0	.0	.0	.0	.0
21.1 Private passenger auto physical damage0	.0	.0	.0	.0	.0	.0	.0	.0	.0	.0	.0
21.2 Commercial auto physical damage0	.0	.0	.0	.0	.0	.0	.0	.0	.0	.0	.0
22. Aircraft (all perils)0	.0	.0	.0	.0	.0	.0	.0	.0	.0	.0	.0
23. Fidelity0	.0	.0	.0	.0	.0	.0	.0	.0	.0	.0	.0
24. Surety0	.0	.0	.0	.0	.0	.0	.0	.0	.0	.0	.0
26. Burglary and theft0	.0	.0	.0	.0	.0	.0	.0	.0	.0	.0	.0
27. Boiler and machinery0	.0	.0	.0	.0	.0	.0	.0	.0	.0	.0	.0
28. Credit0	.0	.0	.0	.0	.0	.0	.0	.0	.0	.0	.0
30. Warranty0	.0	.0	.0	.0	.0	.0	.0	.0	.0	.0	.0
34. Aggregate write-ins for other lines of business0	.0	.0	.0	.0	.0	.0	.0	.0	.0	.0	.0
35. TOTALS (a)0	.0	.0	.0	.0	.0	.0	.0	.0	.0	.0	3,363
DETAILS OF WRITE-INS												
3401.												
3402.												
3403.												
3498. Summary of remaining write-ins for Line 34 from overflow page0	.0	.0	.0	.0	.0	.0	.0	.0	.0	.0	.0
3499. Totals (Lines 3401 thru 3403 plus 3498)(Line 34 above)0	.0	.0	.0	.0	.0	.0	.0	.0	.0	.0	.0

(a) Finance and service charges not included in Lines 1 to 35 \$0
(b) For health business on indicated lines report: Number of persons insured under PPO managed care products0 and number of persons insured under indemnity only products0 .



ANNUAL STATEMENT FOR THE YEAR 2013 OF THE First Marine Insurance Co.

EXHIBIT OF PREMIUMS AND LOSSES (Statutory Page 14)

NAIC Group Code 0361

BUSINESS IN THE STATE OF Indiana

DURING THE YEAR 2013

NAIC Company Code 42722

Line of Business	Gross Premiums, Including Policy and Membership Fees, Less Return Premiums and Premiums on Policies not Taken		3 Dividends Paid or Credited to Policyholders on Direct Business	4 Direct Unearned Premium Reserves	5 Direct Losses Paid (deducting salvage)	6 Direct Losses Incurred	7 Direct Losses Unpaid	8 Direct Defense and Cost Containment Expense Paid	9 Direct Defense and Cost Containment Expense Incurred	10 Direct Defense and Cost Containment Expense Unpaid	11 Commissions and Brokerage Expenses	12 Taxes, Licenses and Fees
	1 Direct Premiums Written	2 Direct Premiums Earned										
1. Fire0	.0	.0	.0	.0	.0	.0	.0	.0	.0	.0	.0
2.1 Allied lines0	.0	.0	.0	.0	.0	.0	.0	.0	.0	.0	.0
2.2 Multiple peril crop0	.0	.0	.0	.0	.0	.0	.0	.0	.0	.0	.0
2.3 Federal flood0	.0	.0	.0	.0	.0	.0	.0	.0	.0	.0	.0
3. Farmowners multiple peril0	.0	.0	.0	.0	.0	.0	.0	.0	.0	.0	.0
4. Homeowners multiple peril0	.0	.0	.0	.0	.0	.0	.0	.0	.0	.0	.0
5.1 Commercial multiple peril (non-liability portion)0	.0	.0	.0	.0	.0	.0	.0	.0	.0	.0	.0
5.2 Commercial multiple peril (liability portion)0	.0	.0	.0	.0	.0	.0	.0	.0	.0	.0	.0
6. Mortgage guaranty0	.0	.0	.0	.0	.0	.0	.0	.0	.0	.0	.0
8. Ocean marine0	.0	.0	.0	.0	.0	.0	.0	.0	.0	.0	.0
9. Inland marine0	.0	.0	.0	.0	.0	.0	.0	.0	.0	.0	5,052
10. Financial guaranty0	.0	.0	.0	.0	.0	.0	.0	.0	.0	.0	.0
11. Medical professional liability0	.0	.0	.0	.0	.0	.0	.0	.0	.0	.0	.0
12. Earthquake0	.0	.0	.0	.0	.0	.0	.0	.0	.0	.0	.0
13. Group accident and health (b)0	.0	.0	.0	.0	.0	.0	.0	.0	.0	.0	.0
14. Credit accident and health (group and individual)0	.0	.0	.0	.0	.0	.0	.0	.0	.0	.0	.0
15.1 Collectively renewable accident and health (b)0	.0	.0	.0	.0	.0	.0	.0	.0	.0	.0	.0
15.2 Non-cancelable accident and health(b)0	.0	.0	.0	.0	.0	.0	.0	.0	.0	.0	.0
15.3 Guaranteed renewable accident and health(b)0	.0	.0	.0	.0	.0	.0	.0	.0	.0	.0	.0
15.4 Non-renewable for stated reasons only (b)0	.0	.0	.0	.0	.0	.0	.0	.0	.0	.0	.0
15.5 Other accident only0	.0	.0	.0	.0	.0	.0	.0	.0	.0	.0	.0
15.6 Medicare Title XVIII exempt from state taxes or fees0	.0	.0	.0	.0	.0	.0	.0	.0	.0	.0	.0
15.7 All other accident and health (b)0	.0	.0	.0	.0	.0	.0	.0	.0	.0	.0	.0
15.8 Federal employees health benefits plan premium (b)0	.0	.0	.0	.0	.0	.0	.0	.0	.0	.0	.0
16. Workers' compensation0	.0	.0	.0	.0	.0	.0	.0	.0	.0	.0	.0
17.1 Other Liability - occurrence0	.0	.0	.0	.0	.0	.0	.0	.0	.0	.0	.0
17.2 Other Liability - claims made0	.0	.0	.0	.0	.0	.0	.0	.0	.0	.0	.0
17.3 Excess workers' compensation0	.0	.0	.0	.0	.0	.0	.0	.0	.0	.0	.0
18. Products liability0	.0	.0	.0	.0	.0	.0	.0	.0	.0	.0	.0
19.1 Private passenger auto no-fault (personal injury protection)0	.0	.0	.0	.0	.0	.0	.0	.0	.0	.0	.0
19.2 Other private passenger auto liability0	.0	.0	.0	.0	.0	.0	.0	.0	.0	.0	.0
19.3 Commercial auto no-fault (personal injury protection)0	.0	.0	.0	.0	.0	.0	.0	.0	.0	.0	.0
19.4 Other commercial auto liability0	.0	.0	.0	.0	.0	.0	.0	.0	.0	.0	.0
21.1 Private passenger auto physical damage0	.0	.0	.0	.0	.0	.0	.0	.0	.0	.0	.0
21.2 Commercial auto physical damage0	.0	.0	.0	.0	.0	.0	.0	.0	.0	.0	.0
22. Aircraft (all perils)0	.0	.0	.0	.0	.0	.0	.0	.0	.0	.0	.0
23. Fidelity0	.0	.0	.0	.0	.0	.0	.0	.0	.0	.0	.0
24. Surety0	.0	.0	.0	.0	.0	.0	.0	.0	.0	.0	.0
26. Burglary and theft0	.0	.0	.0	.0	.0	.0	.0	.0	.0	.0	.0
27. Boiler and machinery0	.0	.0	.0	.0	.0	.0	.0	.0	.0	.0	.0
28. Credit0	.0	.0	.0	.0	.0	.0	.0	.0	.0	.0	.0
30. Warranty0	.0	.0	.0	.0	.0	.0	.0	.0	.0	.0	.0
34. Aggregate write-ins for other lines of business0	.0	.0	.0	.0	.0	.0	.0	.0	.0	.0	.0
35. TOTALS (a)	0	0	0	0	0	0	0	0	0	0	0	5,052
DETAILS OF WRITE-INS												
3401.												
3402.												
3403.												
3498. Summary of remaining write-ins for Line 34 from overflow page0	.0	.0	.0	.0	.0	.0	.0	.0	.0	.0	.0
3499. Totals (Lines 3401 thru 3403 plus 3498)(Line 34 above)	0	0	0	0	0	0	0	0	0	0	0	0

(a) Finance and service charges not included in Lines 1 to 35 \$ 0

(b) For health business on indicated lines report: Number of persons insured under PPO managed care products 0 and number of persons insured under indemnity only products 0



ANNUAL STATEMENT FOR THE YEAR 2013 OF THE First Marine Insurance Co.
EXHIBIT OF PREMIUMS AND LOSSES (Statutory Page 14)

NAIC Group Code 0361 BUSINESS IN THE STATE OF Iowa DURING THE YEAR 2013 NAIC Company Code 42722

Line of Business	Gross Premiums, Including Policy and Membership Fees, Less Return Premiums and Premiums on Policies not Taken		3 Dividends Paid or Credited to Policyholders on Direct Business	4 Direct Unearned Premium Reserves	5 Direct Losses Paid (deducting salvage)	6 Direct Losses Incurred	7 Direct Losses Unpaid	8 Direct Defense and Cost Containment Expense Paid	9 Direct Defense and Cost Containment Expense Incurred	10 Direct Defense and Cost Containment Expense Unpaid	11 Commissions and Brokerage Expenses	12 Taxes, Licenses and Fees
	1 Direct Premiums Written	2 Direct Premiums Earned										
1. Fire												
2.1 Allied lines												
2.2 Multiple peril crop												
2.3 Federal flood												
3. Farmowners multiple peril												
4. Homeowners multiple peril												
5.1 Commercial multiple peril (non-liability portion)												
5.2 Commercial multiple peril (liability portion)												
6. Mortgage guaranty												
8. Ocean marine												
9. Inland marine												
10. Financial guaranty												
11. Medical professional liability												
12. Earthquake												
13. Group accident and health (b)												
14. Credit accident and health (group and individual)												
15.1 Collectively renewable accident and health (b)												
15.2 Non-cancelable accident and health(b)												
15.3 Guaranteed renewable accident and health(b)												
15.4 Non-renewable for stated reasons only (b)												
15.5 Other accident only												
15.6 Medicare Title XVIII exempt from state taxes or fees												
15.7 All other accident and health (b)												
15.8 Federal employees health benefits plan premium (b)												
16. Workers' compensation												
17.1 Other Liability - occurrence												
17.2 Other Liability - claims made												
17.3 Excess workers' compensation												
18. Products liability												
19.1 Private passenger auto no-fault (personal injury protection)												
19.2 Other private passenger auto liability												
19.3 Commercial auto no-fault (personal injury protection)												
19.4 Other commercial auto liability												
21.1 Private passenger auto physical damage												
21.2 Commercial auto physical damage												
22. Aircraft (all perils)												
23. Fidelity												
24. Surety												
26. Burglary and theft												
27. Boiler and machinery												
28. Credit												
30. Warranty												
34. Aggregate write-ins for other lines of business												
35. TOTALS (a)												
DETAILS OF WRITE-INS												
3401.												
3402.												
3403.												
3498. Summary of remaining write-ins for Line 34 from overflow page												
3499. Totals (Lines 3401 thru 3403 plus 3498)(Line 34 above)												

(a) Finance and service charges not included in Lines 1 to 35 \$
(b) For health business on indicated lines report: Number of persons insured under PPO managed care products and number of persons insured under indemnity only products



ANNUAL STATEMENT FOR THE YEAR 2013 OF THE First Marine Insurance Co.

EXHIBIT OF PREMIUMS AND LOSSES (Statutory Page 14)

NAIC Group Code 0361 BUSINESS IN THE STATE OF Kansas DURING THE YEAR 2013 NAIC Company Code 42722

Line of Business	Gross Premiums, Including Policy and Membership Fees, Less Return Premiums and Premiums on Policies not Taken		3 Dividends Paid or Credited to Policyholders on Direct Business	4 Direct Unearned Premium Reserves	5 Direct Losses Paid (deducting salvage)	6 Direct Losses Incurred	7 Direct Losses Unpaid	8 Direct Defense and Cost Containment Expense Paid	9 Direct Defense and Cost Containment Expense Incurred	10 Direct Defense and Cost Containment Expense Unpaid	11 Commissions and Brokerage Expenses	12 Taxes, Licenses and Fees
	1 Direct Premiums Written	2 Direct Premiums Earned										
1. Fire												
2.1 Allied lines												
2.2 Multiple peril crop												
2.3 Federal flood												
3. Farmowners multiple peril												
4. Homeowners multiple peril												
5.1 Commercial multiple peril (non-liability portion)												
5.2 Commercial multiple peril (liability portion)												
6. Mortgage guaranty												
8. Ocean marine												
9. Inland marine												
10. Financial guaranty												
11. Medical professional liability												
12. Earthquake												
13. Group accident and health (b)												
14. Credit accident and health (group and individual)												
15.1 Collectively renewable accident and health (b)												
15.2 Non-cancelable accident and health(b)												
15.3 Guaranteed renewable accident and health(b)												
15.4 Non-renewable for stated reasons only (b)												
15.5 Other accident only												
15.6 Medicare Title XVIII exempt from state taxes or fees												
15.7 All other accident and health (b)												
15.8 Federal employees health benefits plan premium (b)												
16. Workers' compensation												
17.1 Other Liability - occurrence												
17.2 Other Liability - claims made												
17.3 Excess workers' compensation												
18. Products liability												
19.1 Private passenger auto no-fault (personal injury protection)												
19.2 Other private passenger auto liability												
19.3 Commercial auto no-fault (personal injury protection)												
19.4 Other commercial auto liability												
21.1 Private passenger auto physical damage												
21.2 Commercial auto physical damage												
22. Aircraft (all perils)												
23. Fidelity												
24. Surety												
26. Burglary and theft												
27. Boiler and machinery												
28. Credit												
30. Warranty												
34. Aggregate write-ins for other lines of business												
35. TOTALS (a)												
DETAILS OF WRITE-INS												
3401.												
3402.												
3403.												
3498. Summary of remaining write-ins for Line 34 from overflow page												
3499. Totals (Lines 3401 thru 3403 plus 3498)(Line 34 above)												

(a) Finance and service charges not included in Lines 1 to 35 \$
(b) For health business on indicated lines report: Number of persons insured under PPO managed care products and number of persons insured under indemnity only products



ANNUAL STATEMENT FOR THE YEAR 2013 OF THE First Marine Insurance Co.

EXHIBIT OF PREMIUMS AND LOSSES (Statutory Page 14)

NAIC Group Code 0361

BUSINESS IN THE STATE OF Kentucky

DURING THE YEAR 2013

NAIC Company Code 42722

Line of Business	Gross Premiums, Including Policy and Membership Fees, Less Return Premiums and Premiums on Policies not Taken		3 Dividends Paid or Credited to Policyholders on Direct Business	4 Direct Unearned Premium Reserves	5 Direct Losses Paid (deducting salvage)	6 Direct Losses Incurred	7 Direct Losses Unpaid	8 Direct Defense and Cost Containment Expense Paid	9 Direct Defense and Cost Containment Expense Incurred	10 Direct Defense and Cost Containment Expense Unpaid	11 Commissions and Brokerage Expenses	12 Taxes, Licenses and Fees
	1 Direct Premiums Written	2 Direct Premiums Earned										
1. Fire0	.0	.0	.0	.0	.0	.0	.0	.0	.0	.0	.0
2.1 Allied lines0	.0	.0	.0	.0	.0	.0	.0	.0	.0	.0	.0
2.2 Multiple peril crop0	.0	.0	.0	.0	.0	.0	.0	.0	.0	.0	.0
2.3 Federal flood0	.0	.0	.0	.0	.0	.0	.0	.0	.0	.0	.0
3. Farmowners multiple peril0	.0	.0	.0	.0	.0	.0	.0	.0	.0	.0	.0
4. Homeowners multiple peril0	.0	.0	.0	.0	.0	.0	.0	.0	.0	.0	.0
5.1 Commercial multiple peril (non-liability portion)0	.0	.0	.0	.0	.0	.0	.0	.0	.0	.0	.0
5.2 Commercial multiple peril (liability portion)0	.0	.0	.0	.0	.0	.0	.0	.0	.0	.0	.0
6. Mortgage guaranty0	.0	.0	.0	.0	.0	.0	.0	.0	.0	.0	.0
8. Ocean marine0	.0	.0	.0	.0	.0	.0	.0	.0	.0	.0	.0
9. Inland marine0	.0	.0	.0	.0	.0	.0	.0	.0	.0	.0	.16
10. Financial guaranty0	.0	.0	.0	.0	.0	.0	.0	.0	.0	.0	.0
11. Medical professional liability0	.0	.0	.0	.0	.0	.0	.0	.0	.0	.0	.0
12. Earthquake0	.0	.0	.0	.0	.0	.0	.0	.0	.0	.0	.0
13. Group accident and health (b)0	.0	.0	.0	.0	.0	.0	.0	.0	.0	.0	.0
14. Credit accident and health (group and individual)0	.0	.0	.0	.0	.0	.0	.0	.0	.0	.0	.0
15.1 Collectively renewable accident and health (b)0	.0	.0	.0	.0	.0	.0	.0	.0	.0	.0	.0
15.2 Non-cancelable accident and health(b)0	.0	.0	.0	.0	.0	.0	.0	.0	.0	.0	.0
15.3 Guaranteed renewable accident and health(b)0	.0	.0	.0	.0	.0	.0	.0	.0	.0	.0	.0
15.4 Non-renewable for stated reasons only (b)0	.0	.0	.0	.0	.0	.0	.0	.0	.0	.0	.0
15.5 Other accident only0	.0	.0	.0	.0	.0	.0	.0	.0	.0	.0	.0
15.6 Medicare Title XVIII exempt from state taxes or fees0	.0	.0	.0	.0	.0	.0	.0	.0	.0	.0	.0
15.7 All other accident and health (b)0	.0	.0	.0	.0	.0	.0	.0	.0	.0	.0	.0
15.8 Federal employees health benefits plan premium (b)0	.0	.0	.0	.0	.0	.0	.0	.0	.0	.0	.0
16. Workers' compensation0	.0	.0	.0	.0	.0	.0	.0	.0	.0	.0	.0
17.1 Other Liability - occurrence0	.0	.0	.0	.0	.0	.0	.0	.0	.0	.0	.0
17.2 Other Liability - claims made0	.0	.0	.0	.0	.0	.0	.0	.0	.0	.0	.0
17.3 Excess workers' compensation0	.0	.0	.0	.0	.0	.0	.0	.0	.0	.0	.0
18. Products liability0	.0	.0	.0	.0	.0	.0	.0	.0	.0	.0	.0
19.1 Private passenger auto no-fault (personal injury protection)0	.0	.0	.0	.0	.0	.0	.0	.0	.0	.0	.0
19.2 Other private passenger auto liability0	.0	.0	.0	.0	.0	.0	.0	.0	.0	.0	.0
19.3 Commercial auto no-fault (personal injury protection)0	.0	.0	.0	.0	.0	.0	.0	.0	.0	.0	.0
19.4 Other commercial auto liability0	.0	.0	.0	.0	.0	.0	.0	.0	.0	.0	.0
21.1 Private passenger auto physical damage0	.0	.0	.0	.0	.0	.0	.0	.0	.0	.0	.0
21.2 Commercial auto physical damage0	.0	.0	.0	.0	.0	.0	.0	.0	.0	.0	.0
22. Aircraft (all perils)0	.0	.0	.0	.0	.0	.0	.0	.0	.0	.0	.0
23. Fidelity0	.0	.0	.0	.0	.0	.0	.0	.0	.0	.0	.0
24. Surety0	.0	.0	.0	.0	.0	.0	.0	.0	.0	.0	.0
26. Burglary and theft0	.0	.0	.0	.0	.0	.0	.0	.0	.0	.0	.0
27. Boiler and machinery0	.0	.0	.0	.0	.0	.0	.0	.0	.0	.0	.0
28. Credit0	.0	.0	.0	.0	.0	.0	.0	.0	.0	.0	.0
30. Warranty0	.0	.0	.0	.0	.0	.0	.0	.0	.0	.0	.0
34. Aggregate write-ins for other lines of business0	.0	.0	.0	.0	.0	.0	.0	.0	.0	.0	.0
35. TOTALS (a)0	.0	.0	.0	.0	.0	.0	.0	.0	.0	.0	.16
DETAILS OF WRITE-INS												
3401.												
3402.												
3403.												
3498. Summary of remaining write-ins for Line 34 from overflow page0	.0	.0	.0	.0	.0	.0	.0	.0	.0	.0	.0
3499. Totals (Lines 3401 thru 3403 plus 3498)(Line 34 above)0	.0	.0	.0	.0	.0	.0	.0	.0	.0	.0	.0

(a) Finance and service charges not included in Lines 1 to 35 \$.0

(b) For health business on indicated lines report: Number of persons insured under PPO managed care products .0 and number of persons insured under indemnity only products .0



ANNUAL STATEMENT FOR THE YEAR 2013 OF THE First Marine Insurance Co.

EXHIBIT OF PREMIUMS AND LOSSES (Statutory Page 14)

NAIC Group Code 0361 BUSINESS IN THE STATE OF Louisiana DURING THE YEAR 2013 NAIC Company Code 42722

Line of Business	Gross Premiums, Including Policy and Membership Fees, Less Return Premiums and Premiums on Policies not Taken		3 Dividends Paid or Credited to Policyholders on Direct Business	4 Direct Unearned Premium Reserves	5 Direct Losses Paid (deducting salvage)	6 Direct Losses Incurred	7 Direct Losses Unpaid	8 Direct Defense and Cost Containment Expense Paid	9 Direct Defense and Cost Containment Expense Incurred	10 Direct Defense and Cost Containment Expense Unpaid	11 Commissions and Brokerage Expenses	12 Taxes, Licenses and Fees
	1 Direct Premiums Written	2 Direct Premiums Earned										
1. Fire												
2.1 Allied lines												
2.2 Multiple peril crop												
2.3 Federal flood												
3. Farmowners multiple peril												
4. Homeowners multiple peril												
5.1 Commercial multiple peril (non-liability portion)												
5.2 Commercial multiple peril (liability portion)												
6. Mortgage guaranty												
8. Ocean marine												
9. Inland marine												
10. Financial guaranty												
11. Medical professional liability												
12. Earthquake												
13. Group accident and health (b)												
14. Credit accident and health (group and individual)												
15.1 Collectively renewable accident and health (b)												
15.2 Non-cancelable accident and health(b)												
15.3 Guaranteed renewable accident and health(b)												
15.4 Non-renewable for stated reasons only (b)												
15.5 Other accident only												
15.6 Medicare Title XVIII exempt from state taxes or fees												
15.7 All other accident and health (b)												
15.8 Federal employees health benefits plan premium (b)												
16. Workers' compensation												
17.1 Other Liability - occurrence												
17.2 Other Liability - claims made												
17.3 Excess workers' compensation												
18. Products liability												
19.1 Private passenger auto no-fault (personal injury protection)												
19.2 Other private passenger auto liability												
19.3 Commercial auto no-fault (personal injury protection)												
19.4 Other commercial auto liability												
21.1 Private passenger auto physical damage												
21.2 Commercial auto physical damage												
22. Aircraft (all perils)												
23. Fidelity												
24. Surety												
26. Burglary and theft												
27. Boiler and machinery												
28. Credit												
30. Warranty												
34. Aggregate write-ins for other lines of business												
35. TOTALS (a)												
DETAILS OF WRITE-INS												
3401.												
3402.												
3403.												
3498. Summary of remaining write-ins for Line 34 from overflow page												
3499. Totals (Lines 3401 thru 3403 plus 3498)(Line 34 above)												

(a) Finance and service charges not included in Lines 1 to 35 \$
(b) For health business on indicated lines report: Number of persons insured under PPO managed care products and number of persons insured under indemnity only products



ANNUAL STATEMENT FOR THE YEAR 2013 OF THE First Marine Insurance Co.

EXHIBIT OF PREMIUMS AND LOSSES (Statutory Page 14)

NAIC Group Code 0361 BUSINESS IN THE STATE OF Maine DURING THE YEAR 2013 NAIC Company Code 42722

Line of Business		Gross Premiums, Including Policy and Membership Fees, Less Return Premiums and Premiums on Policies not Taken		3 Dividends Paid or Credited to Policyholders on Direct Business	4 Direct Unearned Premium Reserves	5 Direct Losses Paid (deducting salvage)	6 Direct Losses Incurred	7 Direct Losses Unpaid	8 Direct Defense and Cost Containment Expense Paid	9 Direct Defense and Cost Containment Expense Incurred	10 Direct Defense and Cost Containment Expense Unpaid	11 Commissions and Brokerage Expenses	12 Taxes, Licenses and Fees
		1 Direct Premiums Written	2 Direct Premiums Earned										
1.	Fire												
2.1	Allied lines												
2.2	Multiple peril crop												
2.3	Federal flood												
3.	Farmowners multiple peril												
4.	Homeowners multiple peril												
5.1	Commercial multiple peril (non-liability portion)												
5.2	Commercial multiple peril (liability portion)												
6.	Mortgage guaranty												
8.	Ocean marine												
9.	Inland marine												
10.	Financial guaranty												
11.	Medical professional liability												
12.	Earthquake												
13.	Group accident and health (b)												
14.	Credit accident and health (group and individual)												
15.1	Collectively renewable accident and health (b)												
15.2	Non-cancelable accident and health(b)												
15.3	Guaranteed renewable accident and health(b)												
15.4	Non-renewable for stated reasons only (b)												
15.5	Other accident only												
15.6	Medicare Title XVIII exempt from state taxes or fees												
15.7	All other accident and health (b)												
15.8	Federal employees health benefits plan premium (b)												
16.	Workers' compensation												
17.1	Other Liability - occurrence												
17.2	Other Liability - claims made												
17.3	Excess workers' compensation												
18.	Products liability												
19.1	Private passenger auto no-fault (personal injury protection)												
19.2	Other private passenger auto liability												
19.3	Commercial auto no-fault (personal injury protection)												
19.4	Other commercial auto liability												
21.1	Private passenger auto physical damage												
21.2	Commercial auto physical damage												
22.	Aircraft (all perils)												
23.	Fidelity												
24.	Surety												
26.	Burglary and theft												
27.	Boiler and machinery												
28.	Credit												
30.	Warranty												
34.	Aggregate write-ins for other lines of business												
35.	TOTALS (a)												
DETAILS OF WRITE-INS													
3401.												
3402.												
3403.												
3498.	Summary of remaining write-ins for Line 34 from overflow page												
3499.	Totals (Lines 3401 thru 3403 plus 3498)(Line 34 above)												

(a) Finance and service charges not included in Lines 1 to 35 \$
(b) For health business on indicated lines report: Number of persons insured under PPO managed care products and number of persons insured under indemnity only products



ANNUAL STATEMENT FOR THE YEAR 2013 OF THE First Marine Insurance Co.

EXHIBIT OF PREMIUMS AND LOSSES (Statutory Page 14)

NAIC Group Code 0361 BUSINESS IN THE STATE OF Maryland DURING THE YEAR 2013 NAIC Company Code 42722

Line of Business	Gross Premiums, Including Policy and Membership Fees, Less Return Premiums and Premiums on Policies not Taken		3 Dividends Paid or Credited to Policyholders on Direct Business	4 Direct Unearned Premium Reserves	5 Direct Losses Paid (deducting salvage)	6 Direct Losses Incurred	7 Direct Losses Unpaid	8 Direct Defense and Cost Containment Expense Paid	9 Direct Defense and Cost Containment Expense Incurred	10 Direct Defense and Cost Containment Expense Unpaid	11 Commissions and Brokerage Expenses	12 Taxes, Licenses and Fees
	1 Direct Premiums Written	2 Direct Premiums Earned										
1. Fire												
2.1 Allied lines												
2.2 Multiple peril crop												
2.3 Federal flood												
3. Farmowners multiple peril												
4. Homeowners multiple peril												
5.1 Commercial multiple peril (non-liability portion)												
5.2 Commercial multiple peril (liability portion)												
6. Mortgage guaranty												
8. Ocean marine												
9. Inland marine												
10. Financial guaranty												
11. Medical professional liability												
12. Earthquake												
13. Group accident and health (b)												
14. Credit accident and health (group and individual)												
15.1 Collectively renewable accident and health (b)												
15.2 Non-cancelable accident and health(b)												
15.3 Guaranteed renewable accident and health(b)												
15.4 Non-renewable for stated reasons only (b)												
15.5 Other accident only												
15.6 Medicare Title XVIII exempt from state taxes or fees												
15.7 All other accident and health (b)												
15.8 Federal employees health benefits plan premium (b)												
16. Workers' compensation												
17.1 Other Liability - occurrence												
17.2 Other Liability - claims made												
17.3 Excess workers' compensation												
18. Products liability												
19.1 Private passenger auto no-fault (personal injury protection)												
19.2 Other private passenger auto liability												
19.3 Commercial auto no-fault (personal injury protection)												
19.4 Other commercial auto liability												
21.1 Private passenger auto physical damage												
21.2 Commercial auto physical damage												
22. Aircraft (all perils)												
23. Fidelity												
24. Surety												
26. Burglary and theft												
27. Boiler and machinery												
28. Credit												
30. Warranty												
34. Aggregate write-ins for other lines of business												
35. TOTALS (a)												
DETAILS OF WRITE-INS												
3401.												
3402.												
3403.												
3498. Summary of remaining write-ins for Line 34 from overflow page												
3499. Totals (Lines 3401 thru 3403 plus 3498)(Line 34 above)												

(a) Finance and service charges not included in Lines 1 to 35 \$
(b) For health business on indicated lines report: Number of persons insured under PPO managed care products and number of persons insured under indemnity only products



ANNUAL STATEMENT FOR THE YEAR 2013 OF THE First Marine Insurance Co.

EXHIBIT OF PREMIUMS AND LOSSES (Statutory Page 14)

NAIC Group Code 0361 BUSINESS IN THE STATE OF Massachusetts DURING THE YEAR 2013 NAIC Company Code 42722

Line of Business	Gross Premiums, Including Policy and Membership Fees, Less Return Premiums and Premiums on Policies not Taken		3 Dividends Paid or Credited to Policyholders on Direct Business	4 Direct Unearned Premium Reserves	5 Direct Losses Paid (deducting salvage)	6 Direct Losses Incurred	7 Direct Losses Unpaid	8 Direct Defense and Cost Containment Expense Paid	9 Direct Defense and Cost Containment Expense Incurred	10 Direct Defense and Cost Containment Expense Unpaid	11 Commissions and Brokerage Expenses	12 Taxes, Licenses and Fees
	1 Direct Premiums Written	2 Direct Premiums Earned										
1. Fire												
2.1 Allied lines												
2.2 Multiple peril crop												
2.3 Federal flood												
3. Farmowners multiple peril												
4. Homeowners multiple peril												
5.1 Commercial multiple peril (non-liability portion)												
5.2 Commercial multiple peril (liability portion)												
6. Mortgage guaranty												
8. Ocean marine												
9. Inland marine												
10. Financial guaranty												
11. Medical professional liability												
12. Earthquake												
13. Group accident and health (b)												
14. Credit accident and health (group and individual)												
15.1 Collectively renewable accident and health (b)												
15.2 Non-cancelable accident and health(b)												
15.3 Guaranteed renewable accident and health(b)												
15.4 Non-renewable for stated reasons only (b)												
15.5 Other accident only												
15.6 Medicare Title XVIII exempt from state taxes or fees												
15.7 All other accident and health (b)												
15.8 Federal employees health benefits plan premium (b)												
16. Workers' compensation												
17.1 Other Liability - occurrence												
17.2 Other Liability - claims made												
17.3 Excess workers' compensation												
18. Products liability												
19.1 Private passenger auto no-fault (personal injury protection)												
19.2 Other private passenger auto liability												
19.3 Commercial auto no-fault (personal injury protection)												
19.4 Other commercial auto liability												
21.1 Private passenger auto physical damage												
21.2 Commercial auto physical damage												
22. Aircraft (all perils)												
23. Fidelity												
24. Surety												
26. Burglary and theft												
27. Boiler and machinery												
28. Credit												
30. Warranty												
34. Aggregate write-ins for other lines of business												
35. TOTALS (a)												
DETAILS OF WRITE-INS												
3401.												
3402.												
3403.												
3498. Summary of remaining write-ins for Line 34 from overflow page												
3499. Totals (Lines 3401 thru 3403 plus 3498)(Line 34 above)												

(a) Finance and service charges not included in Lines 1 to 35 \$
(b) For health business on indicated lines report: Number of persons insured under PPO managed care products and number of persons insured under indemnity only products



ANNUAL STATEMENT FOR THE YEAR 2013 OF THE First Marine Insurance Co.

EXHIBIT OF PREMIUMS AND LOSSES (Statutory Page 14)

NAIC Group Code 0361 BUSINESS IN THE STATE OF Michigan DURING THE YEAR 2013 NAIC Company Code 42722

Line of Business	Gross Premiums, Including Policy and Membership Fees, Less Return Premiums and Premiums on Policies not Taken		3 Dividends Paid or Credited to Policyholders on Direct Business	4 Direct Unearned Premium Reserves	5 Direct Losses Paid (deducting salvage)	6 Direct Losses Incurred	7 Direct Losses Unpaid	8 Direct Defense and Cost Containment Expense Paid	9 Direct Defense and Cost Containment Expense Incurred	10 Direct Defense and Cost Containment Expense Unpaid	11 Commissions and Brokerage Expenses	12 Taxes, Licenses and Fees
	1 Direct Premiums Written	2 Direct Premiums Earned										
1. Fire												
2.1 Allied lines												
2.2 Multiple peril crop												
2.3 Federal flood												
3. Farmowners multiple peril												
4. Homeowners multiple peril												
5.1 Commercial multiple peril (non-liability portion)												
5.2 Commercial multiple peril (liability portion)												
6. Mortgage guaranty												
8. Ocean marine												
9. Inland marine												
10. Financial guaranty												
11. Medical professional liability												
12. Earthquake												
13. Group accident and health (b)												
14. Credit accident and health (group and individual)												
15.1 Collectively renewable accident and health (b)												
15.2 Non-cancelable accident and health(b)												
15.3 Guaranteed renewable accident and health(b)												
15.4 Non-renewable for stated reasons only (b)												
15.5 Other accident only												
15.6 Medicare Title XVIII exempt from state taxes or fees												
15.7 All other accident and health (b)												
15.8 Federal employees health benefits plan premium (b)												
16. Workers' compensation												
17.1 Other Liability - occurrence												
17.2 Other Liability - claims made												
17.3 Excess workers' compensation												
18. Products liability												
19.1 Private passenger auto no-fault (personal injury protection)												
19.2 Other private passenger auto liability												
19.3 Commercial auto no-fault (personal injury protection)												
19.4 Other commercial auto liability												
21.1 Private passenger auto physical damage												
21.2 Commercial auto physical damage												
22. Aircraft (all perils)												
23. Fidelity												
24. Surety												
26. Burglary and theft												
27. Boiler and machinery												
28. Credit												
30. Warranty												
34. Aggregate write-ins for other lines of business												
35. TOTALS (a)												
DETAILS OF WRITE-INS												
3401.												
3402.												
3403.												
3498. Summary of remaining write-ins for Line 34 from overflow page												
3499. Totals (Lines 3401 thru 3403 plus 3498)(Line 34 above)												

(a) Finance and service charges not included in Lines 1 to 35 \$
(b) For health business on indicated lines report: Number of persons insured under PPO managed care products and number of persons insured under indemnity only products



ANNUAL STATEMENT FOR THE YEAR 2013 OF THE First Marine Insurance Co.

EXHIBIT OF PREMIUMS AND LOSSES (Statutory Page 14)

NAIC Group Code 0361

BUSINESS IN THE STATE OF Minnesota

DURING THE YEAR 2013

NAIC Company Code 42722

Line of Business	Gross Premiums, Including Policy and Membership Fees, Less Return Premiums and Premiums on Policies not Taken		3 Dividends Paid or Credited to Policyholders on Direct Business	4 Direct Unearned Premium Reserves	5 Direct Losses Paid (deducting salvage)	6 Direct Losses Incurred	7 Direct Losses Unpaid	8 Direct Defense and Cost Containment Expense Paid	9 Direct Defense and Cost Containment Expense Incurred	10 Direct Defense and Cost Containment Expense Unpaid	11 Commissions and Brokerage Expenses	12 Taxes, Licenses and Fees
	1 Direct Premiums Written	2 Direct Premiums Earned										
1. Fire0	.0	.0	.0	.0	.0	.0	.0	.0	.0	.0	.0
2.1 Allied lines0	.0	.0	.0	.0	.0	.0	.0	.0	.0	.0	.0
2.2 Multiple peril crop0	.0	.0	.0	.0	.0	.0	.0	.0	.0	.0	.0
2.3 Federal flood0	.0	.0	.0	.0	.0	.0	.0	.0	.0	.0	.0
3. Farmowners multiple peril0	.0	.0	.0	.0	.0	.0	.0	.0	.0	.0	.0
4. Homeowners multiple peril0	.0	.0	.0	.0	.0	.0	.0	.0	.0	.0	.0
5.1 Commercial multiple peril (non-liability portion)0	.0	.0	.0	.0	.0	.0	.0	.0	.0	.0	.0
5.2 Commercial multiple peril (liability portion)0	.0	.0	.0	.0	.0	.0	.0	.0	.0	.0	.0
6. Mortgage guaranty0	.0	.0	.0	.0	.0	.0	.0	.0	.0	.0	.0
8. Ocean marine0	.0	.0	.0	.0	.0	.0	.0	.0	.0	.0	.0
9. Inland marine0	.0	.0	.0	.0	.0	.0	.0	.0	.0	.0	1,753
10. Financial guaranty0	.0	.0	.0	.0	.0	.0	.0	.0	.0	.0	.0
11. Medical professional liability0	.0	.0	.0	.0	.0	.0	.0	.0	.0	.0	.0
12. Earthquake0	.0	.0	.0	.0	.0	.0	.0	.0	.0	.0	.0
13. Group accident and health (b)0	.0	.0	.0	.0	.0	.0	.0	.0	.0	.0	.0
14. Credit accident and health (group and individual)0	.0	.0	.0	.0	.0	.0	.0	.0	.0	.0	.0
15.1 Collectively renewable accident and health (b)0	.0	.0	.0	.0	.0	.0	.0	.0	.0	.0	.0
15.2 Non-cancelable accident and health(b)0	.0	.0	.0	.0	.0	.0	.0	.0	.0	.0	.0
15.3 Guaranteed renewable accident and health(b)0	.0	.0	.0	.0	.0	.0	.0	.0	.0	.0	.0
15.4 Non-renewable for stated reasons only (b)0	.0	.0	.0	.0	.0	.0	.0	.0	.0	.0	.0
15.5 Other accident only0	.0	.0	.0	.0	.0	.0	.0	.0	.0	.0	.0
15.6 Medicare Title XVIII exempt from state taxes or fees0	.0	.0	.0	.0	.0	.0	.0	.0	.0	.0	.0
15.7 All other accident and health (b)0	.0	.0	.0	.0	.0	.0	.0	.0	.0	.0	.0
15.8 Federal employees health benefits plan premium (b)0	.0	.0	.0	.0	.0	.0	.0	.0	.0	.0	.0
16. Workers' compensation0	.0	.0	.0	.0	.0	.0	.0	.0	.0	.0	.0
17.1 Other Liability - occurrence0	.0	.0	.0	.0	.0	.0	.0	.0	.0	.0	.0
17.2 Other Liability - claims made0	.0	.0	.0	.0	.0	.0	.0	.0	.0	.0	.0
17.3 Excess workers' compensation0	.0	.0	.0	.0	.0	.0	.0	.0	.0	.0	.0
18. Products liability0	.0	.0	.0	.0	.0	.0	.0	.0	.0	.0	.0
19.1 Private passenger auto no-fault (personal injury protection)0	.0	.0	.0	.0	.0	.0	.0	.0	.0	.0	.0
19.2 Other private passenger auto liability0	.0	.0	.0	.0	.0	.0	.0	.0	.0	.0	.0
19.3 Commercial auto no-fault (personal injury protection)0	.0	.0	.0	.0	.0	.0	.0	.0	.0	.0	.0
19.4 Other commercial auto liability0	.0	.0	.0	.0	.0	.0	.0	.0	.0	.0	.0
21.1 Private passenger auto physical damage0	.0	.0	.0	.0	.0	.0	.0	.0	.0	.0	.0
21.2 Commercial auto physical damage0	.0	.0	.0	.0	.0	.0	.0	.0	.0	.0	.0
22. Aircraft (all perils)0	.0	.0	.0	.0	.0	.0	.0	.0	.0	.0	.0
23. Fidelity0	.0	.0	.0	.0	.0	.0	.0	.0	.0	.0	.0
24. Surety0	.0	.0	.0	.0	.0	.0	.0	.0	.0	.0	.0
26. Burglary and theft0	.0	.0	.0	.0	.0	.0	.0	.0	.0	.0	.0
27. Boiler and machinery0	.0	.0	.0	.0	.0	.0	.0	.0	.0	.0	.0
28. Credit0	.0	.0	.0	.0	.0	.0	.0	.0	.0	.0	.0
30. Warranty0	.0	.0	.0	.0	.0	.0	.0	.0	.0	.0	.0
34. Aggregate write-ins for other lines of business0	.0	.0	.0	.0	.0	.0	.0	.0	.0	.0	.0
35. TOTALS (a)	0	0	0	0	0	0	0	0	0	0	0	1,753
DETAILS OF WRITE-INS												
3401.												
3402.												
3403.												
3498. Summary of remaining write-ins for Line 34 from overflow page0	.0	.0	.0	.0	.0	.0	.0	.0	.0	.0	.0
3499. Totals (Lines 3401 thru 3403 plus 3498)(Line 34 above)	0	0	0	0	0	0	0	0	0	0	0	0

(a) Finance and service charges not included in Lines 1 to 35 \$ 0

(b) For health business on indicated lines report: Number of persons insured under PPO managed care products 0 and number of persons insured under indemnity only products 0



ANNUAL STATEMENT FOR THE YEAR 2013 OF THE First Marine Insurance Co.

EXHIBIT OF PREMIUMS AND LOSSES (Statutory Page 14)

NAIC Group Code 0361

BUSINESS IN THE STATE OF Mississippi

DURING THE YEAR 2013

NAIC Company Code 42722

Line of Business	Gross Premiums, Including Policy and Membership Fees, Less Return Premiums and Premiums on Policies not Taken		3 Dividends Paid or Credited to Policyholders on Direct Business	4 Direct Unearned Premium Reserves	5 Direct Losses Paid (deducting salvage)	6 Direct Losses Incurred	7 Direct Losses Unpaid	8 Direct Defense and Cost Containment Expense Paid	9 Direct Defense and Cost Containment Expense Incurred	10 Direct Defense and Cost Containment Expense Unpaid	11 Commissions and Brokerage Expenses	12 Taxes, Licenses and Fees
	1 Direct Premiums Written	2 Direct Premiums Earned										
1. Fire0	.0	.0	.0	.0	.0	.0	.0	.0	.0	.0	.0
2.1 Allied lines0	.0	.0	.0	.0	.0	.0	.0	.0	.0	.0	.0
2.2 Multiple peril crop0	.0	.0	.0	.0	.0	.0	.0	.0	.0	.0	.0
2.3 Federal flood0	.0	.0	.0	.0	.0	.0	.0	.0	.0	.0	.0
3. Farmowners multiple peril0	.0	.0	.0	.0	.0	.0	.0	.0	.0	.0	.0
4. Homeowners multiple peril0	.0	.0	.0	.0	.0	.0	.0	.0	.0	.0	.0
5.1 Commercial multiple peril (non-liability portion)0	.0	.0	.0	.0	.0	.0	.0	.0	.0	.0	.0
5.2 Commercial multiple peril (liability portion)0	.0	.0	.0	.0	.0	.0	.0	.0	.0	.0	.0
6. Mortgage guaranty0	.0	.0	.0	.0	.0	.0	.0	.0	.0	.0	.0
8. Ocean marine0	.0	.0	.0	.0	.0	.0	.0	.0	.0	.0	.0
9. Inland marine0	.0	.0	.0	.0	.0	.0	.0	.0	.0	.0	3,707
10. Financial guaranty0	.0	.0	.0	.0	.0	.0	.0	.0	.0	.0	.0
11. Medical professional liability0	.0	.0	.0	.0	.0	.0	.0	.0	.0	.0	.0
12. Earthquake0	.0	.0	.0	.0	.0	.0	.0	.0	.0	.0	.0
13. Group accident and health (b)0	.0	.0	.0	.0	.0	.0	.0	.0	.0	.0	.0
14. Credit accident and health (group and individual)0	.0	.0	.0	.0	.0	.0	.0	.0	.0	.0	.0
15.1 Collectively renewable accident and health (b)0	.0	.0	.0	.0	.0	.0	.0	.0	.0	.0	.0
15.2 Non-cancelable accident and health(b)0	.0	.0	.0	.0	.0	.0	.0	.0	.0	.0	.0
15.3 Guaranteed renewable accident and health(b)0	.0	.0	.0	.0	.0	.0	.0	.0	.0	.0	.0
15.4 Non-renewable for stated reasons only (b)0	.0	.0	.0	.0	.0	.0	.0	.0	.0	.0	.0
15.5 Other accident only0	.0	.0	.0	.0	.0	.0	.0	.0	.0	.0	.0
15.6 Medicare Title XVIII exempt from state taxes or fees0	.0	.0	.0	.0	.0	.0	.0	.0	.0	.0	.0
15.7 All other accident and health (b)0	.0	.0	.0	.0	.0	.0	.0	.0	.0	.0	.0
15.8 Federal employees health benefits plan premium (b)0	.0	.0	.0	.0	.0	.0	.0	.0	.0	.0	.0
16. Workers' compensation0	.0	.0	.0	.0	.0	.0	.0	.0	.0	.0	.0
17.1 Other Liability - occurrence0	.0	.0	.0	.0	.0	.0	.0	.0	.0	.0	.0
17.2 Other Liability - claims made0	.0	.0	.0	.0	.0	.0	.0	.0	.0	.0	.0
17.3 Excess workers' compensation0	.0	.0	.0	.0	.0	.0	.0	.0	.0	.0	.0
18. Products liability0	.0	.0	.0	.0	.0	.0	.0	.0	.0	.0	.0
19.1 Private passenger auto no-fault (personal injury protection)0	.0	.0	.0	.0	.0	.0	.0	.0	.0	.0	.0
19.2 Other private passenger auto liability0	.0	.0	.0	.0	.0	.0	.0	.0	.0	.0	.0
19.3 Commercial auto no-fault (personal injury protection)0	.0	.0	.0	.0	.0	.0	.0	.0	.0	.0	.0
19.4 Other commercial auto liability0	.0	.0	.0	.0	.0	.0	.0	.0	.0	.0	.0
21.1 Private passenger auto physical damage0	.0	.0	.0	.0	.0	.0	.0	.0	.0	.0	.0
21.2 Commercial auto physical damage0	.0	.0	.0	.0	.0	.0	.0	.0	.0	.0	.0
22. Aircraft (all perils)0	.0	.0	.0	.0	.0	.0	.0	.0	.0	.0	.0
23. Fidelity0	.0	.0	.0	.0	.0	.0	.0	.0	.0	.0	.0
24. Surety0	.0	.0	.0	.0	.0	.0	.0	.0	.0	.0	.0
26. Burglary and theft0	.0	.0	.0	.0	.0	.0	.0	.0	.0	.0	.0
27. Boiler and machinery0	.0	.0	.0	.0	.0	.0	.0	.0	.0	.0	.0
28. Credit0	.0	.0	.0	.0	.0	.0	.0	.0	.0	.0	.0
30. Warranty0	.0	.0	.0	.0	.0	.0	.0	.0	.0	.0	.0
34. Aggregate write-ins for other lines of business0	.0	.0	.0	.0	.0	.0	.0	.0	.0	.0	.0
35. TOTALS (a)	0	0	0	0	0	0	0	0	0	0	0	3,707
DETAILS OF WRITE-INS												
3401.												
3402.												
3403.												
3498. Summary of remaining write-ins for Line 34 from overflow page0	.0	.0	.0	.0	.0	.0	.0	.0	.0	.0	.0
3499. Totals (Lines 3401 thru 3403 plus 3498)(Line 34 above)	0	0	0	0	0	0	0	0	0	0	0	0

(a) Finance and service charges not included in Lines 1 to 35 \$ 0

(b) For health business on indicated lines report: Number of persons insured under PPO managed care products 0 and number of persons insured under indemnity only products 0



ANNUAL STATEMENT FOR THE YEAR 2013 OF THE First Marine Insurance Co.

EXHIBIT OF PREMIUMS AND LOSSES (Statutory Page 14)

NAIC Group Code 0361

BUSINESS IN THE STATE OF Missouri

DURING THE YEAR 2013

NAIC Company Code 42722

Line of Business	Gross Premiums, Including Policy and Membership Fees, Less Return Premiums and Premiums on Policies not Taken		3 Dividends Paid or Credited to Policyholders on Direct Business	4 Direct Unearned Premium Reserves	5 Direct Losses Paid (deducting salvage)	6 Direct Losses Incurred	7 Direct Losses Unpaid	8 Direct Defense and Cost Containment Expense Paid	9 Direct Defense and Cost Containment Expense Incurred	10 Direct Defense and Cost Containment Expense Unpaid	11 Commissions and Brokerage Expenses	12 Taxes, Licenses and Fees
	1 Direct Premiums Written	2 Direct Premiums Earned										
1. Fire0	.0	.0	.0	.0	.0	.0	.0	.0	.0	.0	.0
2.1 Allied lines0	.0	.0	.0	.0	.0	.0	.0	.0	.0	.0	.0
2.2 Multiple peril crop0	.0	.0	.0	.0	.0	.0	.0	.0	.0	.0	.0
2.3 Federal flood0	.0	.0	.0	.0	.0	.0	.0	.0	.0	.0	.0
3. Farmowners multiple peril0	.0	.0	.0	.0	.0	.0	.0	.0	.0	.0	.0
4. Homeowners multiple peril0	.0	.0	.0	.0	.0	.0	.0	.0	.0	.0	.0
5.1 Commercial multiple peril (non-liability portion)0	.0	.0	.0	.0	.0	.0	.0	.0	.0	.0	.0
5.2 Commercial multiple peril (liability portion)0	.0	.0	.0	.0	.0	.0	.0	.0	.0	.0	.0
6. Mortgage guaranty0	.0	.0	.0	.0	.0	.0	.0	.0	.0	.0	.0
8. Ocean marine0	.0	.0	.0	.0	.0	.0	.0	.0	.0	.0	.0
9. Inland marine0	.0	.0	.0	.0	.0	.0	.0	.0	.0	.0	4,919
10. Financial guaranty0	.0	.0	.0	.0	.0	.0	.0	.0	.0	.0	.0
11. Medical professional liability0	.0	.0	.0	.0	.0	.0	.0	.0	.0	.0	.0
12. Earthquake0	.0	.0	.0	.0	.0	.0	.0	.0	.0	.0	.0
13. Group accident and health (b)0	.0	.0	.0	.0	.0	.0	.0	.0	.0	.0	.0
14. Credit accident and health (group and individual)0	.0	.0	.0	.0	.0	.0	.0	.0	.0	.0	.0
15.1 Collectively renewable accident and health (b)0	.0	.0	.0	.0	.0	.0	.0	.0	.0	.0	.0
15.2 Non-cancelable accident and health(b)0	.0	.0	.0	.0	.0	.0	.0	.0	.0	.0	.0
15.3 Guaranteed renewable accident and health(b)0	.0	.0	.0	.0	.0	.0	.0	.0	.0	.0	.0
15.4 Non-renewable for stated reasons only (b)0	.0	.0	.0	.0	.0	.0	.0	.0	.0	.0	.0
15.5 Other accident only0	.0	.0	.0	.0	.0	.0	.0	.0	.0	.0	.0
15.6 Medicare Title XVIII exempt from state taxes or fees0	.0	.0	.0	.0	.0	.0	.0	.0	.0	.0	.0
15.7 All other accident and health (b)0	.0	.0	.0	.0	.0	.0	.0	.0	.0	.0	.0
15.8 Federal employees health benefits plan premium (b)0	.0	.0	.0	.0	.0	.0	.0	.0	.0	.0	.0
16. Workers' compensation0	.0	.0	.0	.0	.0	.0	.0	.0	.0	.0	.0
17.1 Other Liability - occurrence0	.0	.0	.0	.0	.0	.0	.0	.0	.0	.0	.0
17.2 Other Liability - claims made0	.0	.0	.0	.0	.0	.0	.0	.0	.0	.0	.0
17.3 Excess workers' compensation0	.0	.0	.0	.0	.0	.0	.0	.0	.0	.0	.0
18. Products liability0	.0	.0	.0	.0	.0	.0	.0	.0	.0	.0	.0
19.1 Private passenger auto no-fault (personal injury protection)0	.0	.0	.0	.0	.0	.0	.0	.0	.0	.0	.0
19.2 Other private passenger auto liability0	.0	.0	.0	.0	.0	.0	.0	.0	.0	.0	.0
19.3 Commercial auto no-fault (personal injury protection)0	.0	.0	.0	.0	.0	.0	.0	.0	.0	.0	.0
19.4 Other commercial auto liability0	.0	.0	.0	.0	.0	.0	.0	.0	.0	.0	.0
21.1 Private passenger auto physical damage0	.0	.0	.0	.0	.0	.0	.0	.0	.0	.0	.0
21.2 Commercial auto physical damage0	.0	.0	.0	.0	.0	.0	.0	.0	.0	.0	.0
22. Aircraft (all perils)0	.0	.0	.0	.0	.0	.0	.0	.0	.0	.0	.0
23. Fidelity0	.0	.0	.0	.0	.0	.0	.0	.0	.0	.0	.0
24. Surety0	.0	.0	.0	.0	.0	.0	.0	.0	.0	.0	.0
26. Burglary and theft0	.0	.0	.0	.0	.0	.0	.0	.0	.0	.0	.0
27. Boiler and machinery0	.0	.0	.0	.0	.0	.0	.0	.0	.0	.0	.0
28. Credit0	.0	.0	.0	.0	.0	.0	.0	.0	.0	.0	.0
30. Warranty0	.0	.0	.0	.0	.0	.0	.0	.0	.0	.0	.0
34. Aggregate write-ins for other lines of business0	.0	.0	.0	.0	.0	.0	.0	.0	.0	.0	.0
35. TOTALS (a)	0	0	0	0	0	0	0	0	0	0	0	4,919
DETAILS OF WRITE-INS												
3401.												
3402.												
3403.												
3498. Summary of remaining write-ins for Line 34 from overflow page0	.0	.0	.0	.0	.0	.0	.0	.0	.0	.0	.0
3499. Totals (Lines 3401 thru 3403 plus 3498)(Line 34 above)	0	0	0	0	0	0	0	0	0	0	0	0

(a) Finance and service charges not included in Lines 1 to 35 \$ 0

(b) For health business on indicated lines report: Number of persons insured under PPO managed care products 0 and number of persons insured under indemnity only products 0



ANNUAL STATEMENT FOR THE YEAR 2013 OF THE First Marine Insurance Co.

EXHIBIT OF PREMIUMS AND LOSSES (Statutory Page 14)

NAIC Group Code 0361 BUSINESS IN THE STATE OF Montana DURING THE YEAR 2013 NAIC Company Code 42722

Line of Business	Gross Premiums, Including Policy and Membership Fees, Less Return Premiums and Premiums on Policies not Taken		3 Dividends Paid or Credited to Policyholders on Direct Business	4 Direct Unearned Premium Reserves	5 Direct Losses Paid (deducting salvage)	6 Direct Losses Incurred	7 Direct Losses Unpaid	8 Direct Defense and Cost Containment Expense Paid	9 Direct Defense and Cost Containment Expense Incurred	10 Direct Defense and Cost Containment Expense Unpaid	11 Commissions and Brokerage Expenses	12 Taxes, Licenses and Fees
	1 Direct Premiums Written	2 Direct Premiums Earned										
1. Fire												
2.1 Allied lines												
2.2 Multiple peril crop												
2.3 Federal flood												
3. Farmowners multiple peril												
4. Homeowners multiple peril												
5.1 Commercial multiple peril (non-liability portion)												
5.2 Commercial multiple peril (liability portion)												
6. Mortgage guaranty												
8. Ocean marine												
9. Inland marine												
10. Financial guaranty												
11. Medical professional liability												
12. Earthquake												
13. Group accident and health (b)												
14. Credit accident and health (group and individual)												
15.1 Collectively renewable accident and health (b)												
15.2 Non-cancelable accident and health(b)												
15.3 Guaranteed renewable accident and health(b)												
15.4 Non-renewable for stated reasons only (b)												
15.5 Other accident only												
15.6 Medicare Title XVIII exempt from state taxes or fees												
15.7 All other accident and health (b)												
15.8 Federal employees health benefits plan premium (b)												
16. Workers' compensation												
17.1 Other Liability - occurrence												
17.2 Other Liability - claims made												
17.3 Excess workers' compensation												
18. Products liability												
19.1 Private passenger auto no-fault (personal injury protection)												
19.2 Other private passenger auto liability												
19.3 Commercial auto no-fault (personal injury protection)												
19.4 Other commercial auto liability												
21.1 Private passenger auto physical damage												
21.2 Commercial auto physical damage												
22. Aircraft (all perils)												
23. Fidelity												
24. Surety												
26. Burglary and theft												
27. Boiler and machinery												
28. Credit												
30. Warranty												
34. Aggregate write-ins for other lines of business												
35. TOTALS (a)												
DETAILS OF WRITE-INS												
3401.												
3402.												
3403.												
3498. Summary of remaining write-ins for Line 34 from overflow page												
3499. Totals (Lines 3401 thru 3403 plus 3498)(Line 34 above)												

(a) Finance and service charges not included in Lines 1 to 35 \$
(b) For health business on indicated lines report: Number of persons insured under PPO managed care products and number of persons insured under indemnity only products



ANNUAL STATEMENT FOR THE YEAR 2013 OF THE First Marine Insurance Co.

EXHIBIT OF PREMIUMS AND LOSSES (Statutory Page 14)

NAIC Group Code 0361

BUSINESS IN THE STATE OF Nebraska

DURING THE YEAR 2013

NAIC Company Code 42722

Line of Business	Gross Premiums, Including Policy and Membership Fees, Less Return Premiums and Premiums on Policies not Taken		3 Dividends Paid or Credited to Policyholders on Direct Business	4 Direct Unearned Premium Reserves	5 Direct Losses Paid (deducting salvage)	6 Direct Losses Incurred	7 Direct Losses Unpaid	8 Direct Defense and Cost Containment Expense Paid	9 Direct Defense and Cost Containment Expense Incurred	10 Direct Defense and Cost Containment Expense Unpaid	11 Commissions and Brokerage Expenses	12 Taxes, Licenses and Fees
	1 Direct Premiums Written	2 Direct Premiums Earned										
1. Fire0	.0	.0	.0	.0	.0	.0	.0	.0	.0	.0	.0
2.1 Allied lines0	.0	.0	.0	.0	.0	.0	.0	.0	.0	.0	.0
2.2 Multiple peril crop0	.0	.0	.0	.0	.0	.0	.0	.0	.0	.0	.0
2.3 Federal flood0	.0	.0	.0	.0	.0	.0	.0	.0	.0	.0	.0
3. Farmowners multiple peril0	.0	.0	.0	.0	.0	.0	.0	.0	.0	.0	.0
4. Homeowners multiple peril0	.0	.0	.0	.0	.0	.0	.0	.0	.0	.0	.0
5.1 Commercial multiple peril (non-liability portion)0	.0	.0	.0	.0	.0	.0	.0	.0	.0	.0	.0
5.2 Commercial multiple peril (liability portion)0	.0	.0	.0	.0	.0	.0	.0	.0	.0	.0	.0
6. Mortgage guaranty0	.0	.0	.0	.0	.0	.0	.0	.0	.0	.0	.0
8. Ocean marine0	.0	.0	.0	.0	.0	.0	.0	.0	.0	.0	.0
9. Inland marine0	.0	.0	.0	.0	.0	.0	.0	.0	.0	.0	.30
10. Financial guaranty0	.0	.0	.0	.0	.0	.0	.0	.0	.0	.0	.0
11. Medical professional liability0	.0	.0	.0	.0	.0	.0	.0	.0	.0	.0	.0
12. Earthquake0	.0	.0	.0	.0	.0	.0	.0	.0	.0	.0	.0
13. Group accident and health (b)0	.0	.0	.0	.0	.0	.0	.0	.0	.0	.0	.0
14. Credit accident and health (group and individual)0	.0	.0	.0	.0	.0	.0	.0	.0	.0	.0	.0
15.1 Collectively renewable accident and health (b)0	.0	.0	.0	.0	.0	.0	.0	.0	.0	.0	.0
15.2 Non-cancelable accident and health(b)0	.0	.0	.0	.0	.0	.0	.0	.0	.0	.0	.0
15.3 Guaranteed renewable accident and health(b)0	.0	.0	.0	.0	.0	.0	.0	.0	.0	.0	.0
15.4 Non-renewable for stated reasons only (b)0	.0	.0	.0	.0	.0	.0	.0	.0	.0	.0	.0
15.5 Other accident only0	.0	.0	.0	.0	.0	.0	.0	.0	.0	.0	.0
15.6 Medicare Title XVIII exempt from state taxes or fees0	.0	.0	.0	.0	.0	.0	.0	.0	.0	.0	.0
15.7 All other accident and health (b)0	.0	.0	.0	.0	.0	.0	.0	.0	.0	.0	.0
15.8 Federal employees health benefits plan premium (b)0	.0	.0	.0	.0	.0	.0	.0	.0	.0	.0	.0
16. Workers' compensation0	.0	.0	.0	.0	.0	.0	.0	.0	.0	.0	.0
17.1 Other Liability - occurrence0	.0	.0	.0	.0	.0	.0	.0	.0	.0	.0	.0
17.2 Other Liability - claims made0	.0	.0	.0	.0	.0	.0	.0	.0	.0	.0	.0
17.3 Excess workers' compensation0	.0	.0	.0	.0	.0	.0	.0	.0	.0	.0	.0
18. Products liability0	.0	.0	.0	.0	.0	.0	.0	.0	.0	.0	.0
19.1 Private passenger auto no-fault (personal injury protection)0	.0	.0	.0	.0	.0	.0	.0	.0	.0	.0	.0
19.2 Other private passenger auto liability0	.0	.0	.0	.0	.0	.0	.0	.0	.0	.0	.0
19.3 Commercial auto no-fault (personal injury protection)0	.0	.0	.0	.0	.0	.0	.0	.0	.0	.0	.0
19.4 Other commercial auto liability0	.0	.0	.0	.0	.0	.0	.0	.0	.0	.0	.0
21.1 Private passenger auto physical damage0	.0	.0	.0	.0	.0	.0	.0	.0	.0	.0	.0
21.2 Commercial auto physical damage0	.0	.0	.0	.0	.0	.0	.0	.0	.0	.0	.0
22. Aircraft (all perils)0	.0	.0	.0	.0	.0	.0	.0	.0	.0	.0	.0
23. Fidelity0	.0	.0	.0	.0	.0	.0	.0	.0	.0	.0	.0
24. Surety0	.0	.0	.0	.0	.0	.0	.0	.0	.0	.0	.0
26. Burglary and theft0	.0	.0	.0	.0	.0	.0	.0	.0	.0	.0	.0
27. Boiler and machinery0	.0	.0	.0	.0	.0	.0	.0	.0	.0	.0	.0
28. Credit0	.0	.0	.0	.0	.0	.0	.0	.0	.0	.0	.0
30. Warranty0	.0	.0	.0	.0	.0	.0	.0	.0	.0	.0	.0
34. Aggregate write-ins for other lines of business0	.0	.0	.0	.0	.0	.0	.0	.0	.0	.0	.0
35. TOTALS (a)0	.0	.0	.0	.0	.0	.0	.0	.0	.0	.0	.30
DETAILS OF WRITE-INS												
3401.												
3402.												
3403.												
3498. Summary of remaining write-ins for Line 34 from overflow page0	.0	.0	.0	.0	.0	.0	.0	.0	.0	.0	.0
3499. Totals (Lines 3401 thru 3403 plus 3498)(Line 34 above)0	.0	.0	.0	.0	.0	.0	.0	.0	.0	.0	.0

(a) Finance and service charges not included in Lines 1 to 35 \$.0

(b) For health business on indicated lines report: Number of persons insured under PPO managed care products .0 and number of persons insured under indemnity only products .0



ANNUAL STATEMENT FOR THE YEAR 2013 OF THE First Marine Insurance Co.

EXHIBIT OF PREMIUMS AND LOSSES (Statutory Page 14)

NAIC Group Code 0361

BUSINESS IN THE STATE OF Nevada

DURING THE YEAR 2013

NAIC Company Code 42722

Line of Business	Gross Premiums, Including Policy and Membership Fees, Less Return Premiums and Premiums on Policies not Taken		3 Dividends Paid or Credited to Policyholders on Direct Business	4 Direct Unearned Premium Reserves	5 Direct Losses Paid (deducting salvage)	6 Direct Losses Incurred	7 Direct Losses Unpaid	8 Direct Defense and Cost Containment Expense Paid	9 Direct Defense and Cost Containment Expense Incurred	10 Direct Defense and Cost Containment Expense Unpaid	11 Commissions and Brokerage Expenses	12 Taxes, Licenses and Fees
	1 Direct Premiums Written	2 Direct Premiums Earned										
1. Fire0	.0	.0	.0	.0	.0	.0	.0	.0	.0	.0	.0
2.1 Allied lines0	.0	.0	.0	.0	.0	.0	.0	.0	.0	.0	.0
2.2 Multiple peril crop0	.0	.0	.0	.0	.0	.0	.0	.0	.0	.0	.0
2.3 Federal flood0	.0	.0	.0	.0	.0	.0	.0	.0	.0	.0	.0
3. Farmowners multiple peril0	.0	.0	.0	.0	.0	.0	.0	.0	.0	.0	.0
4. Homeowners multiple peril0	.0	.0	.0	.0	.0	.0	.0	.0	.0	.0	.0
5.1 Commercial multiple peril (non-liability portion)0	.0	.0	.0	.0	.0	.0	.0	.0	.0	.0	.0
5.2 Commercial multiple peril (liability portion)0	.0	.0	.0	.0	.0	.0	.0	.0	.0	.0	.0
6. Mortgage guaranty0	.0	.0	.0	.0	.0	.0	.0	.0	.0	.0	.0
8. Ocean marine0	.0	.0	.0	.0	.0	.0	.0	.0	.0	.0	.0
9. Inland marine0	.0	.0	.0	.0	.0	.0	.0	.0	.0	.0	167
10. Financial guaranty0	.0	.0	.0	.0	.0	.0	.0	.0	.0	.0	.0
11. Medical professional liability0	.0	.0	.0	.0	.0	.0	.0	.0	.0	.0	.0
12. Earthquake0	.0	.0	.0	.0	.0	.0	.0	.0	.0	.0	.0
13. Group accident and health (b)0	.0	.0	.0	.0	.0	.0	.0	.0	.0	.0	.0
14. Credit accident and health (group and individual)0	.0	.0	.0	.0	.0	.0	.0	.0	.0	.0	.0
15.1 Collectively renewable accident and health (b)0	.0	.0	.0	.0	.0	.0	.0	.0	.0	.0	.0
15.2 Non-cancelable accident and health(b)0	.0	.0	.0	.0	.0	.0	.0	.0	.0	.0	.0
15.3 Guaranteed renewable accident and health(b)0	.0	.0	.0	.0	.0	.0	.0	.0	.0	.0	.0
15.4 Non-renewable for stated reasons only (b)0	.0	.0	.0	.0	.0	.0	.0	.0	.0	.0	.0
15.5 Other accident only0	.0	.0	.0	.0	.0	.0	.0	.0	.0	.0	.0
15.6 Medicare Title XVIII exempt from state taxes or fees0	.0	.0	.0	.0	.0	.0	.0	.0	.0	.0	.0
15.7 All other accident and health (b)0	.0	.0	.0	.0	.0	.0	.0	.0	.0	.0	.0
15.8 Federal employees health benefits plan premium (b)0	.0	.0	.0	.0	.0	.0	.0	.0	.0	.0	.0
16. Workers' compensation0	.0	.0	.0	.0	.0	.0	.0	.0	.0	.0	.0
17.1 Other Liability - occurrence0	.0	.0	.0	.0	.0	.0	.0	.0	.0	.0	.0
17.2 Other Liability - claims made0	.0	.0	.0	.0	.0	.0	.0	.0	.0	.0	.0
17.3 Excess workers' compensation0	.0	.0	.0	.0	.0	.0	.0	.0	.0	.0	.0
18. Products liability0	.0	.0	.0	.0	.0	.0	.0	.0	.0	.0	.0
19.1 Private passenger auto no-fault (personal injury protection)0	.0	.0	.0	.0	.0	.0	.0	.0	.0	.0	.0
19.2 Other private passenger auto liability0	.0	.0	.0	.0	.0	.0	.0	.0	.0	.0	.0
19.3 Commercial auto no-fault (personal injury protection)0	.0	.0	.0	.0	.0	.0	.0	.0	.0	.0	.0
19.4 Other commercial auto liability0	.0	.0	.0	.0	.0	.0	.0	.0	.0	.0	.0
21.1 Private passenger auto physical damage0	.0	.0	.0	.0	.0	.0	.0	.0	.0	.0	.0
21.2 Commercial auto physical damage0	.0	.0	.0	.0	.0	.0	.0	.0	.0	.0	.0
22. Aircraft (all perils)0	.0	.0	.0	.0	.0	.0	.0	.0	.0	.0	.0
23. Fidelity0	.0	.0	.0	.0	.0	.0	.0	.0	.0	.0	.0
24. Surety0	.0	.0	.0	.0	.0	.0	.0	.0	.0	.0	.0
26. Burglary and theft0	.0	.0	.0	.0	.0	.0	.0	.0	.0	.0	.0
27. Boiler and machinery0	.0	.0	.0	.0	.0	.0	.0	.0	.0	.0	.0
28. Credit0	.0	.0	.0	.0	.0	.0	.0	.0	.0	.0	.0
30. Warranty0	.0	.0	.0	.0	.0	.0	.0	.0	.0	.0	.0
34. Aggregate write-ins for other lines of business0	.0	.0	.0	.0	.0	.0	.0	.0	.0	.0	.0
35. TOTALS (a)0	.0	.0	.0	.0	.0	.0	.0	.0	.0	.0	167
DETAILS OF WRITE-INS												
3401.												
3402.												
3403.												
3498. Summary of remaining write-ins for Line 34 from overflow page0	.0	.0	.0	.0	.0	.0	.0	.0	.0	.0	.0
3499. Totals (Lines 3401 thru 3403 plus 3498)(Line 34 above)0	.0	.0	.0	.0	.0	.0	.0	.0	.0	.0	.0

(a) Finance and service charges not included in Lines 1 to 35 \$.0

(b) For health business on indicated lines report: Number of persons insured under PPO managed care products .0 and number of persons insured under indemnity only products .0



ANNUAL STATEMENT FOR THE YEAR 2013 OF THE First Marine Insurance Co.

EXHIBIT OF PREMIUMS AND LOSSES (Statutory Page 14)

NAIC Group Code 0361 BUSINESS IN THE STATE OF New Hampshire DURING THE YEAR 2013 NAIC Company Code 42722

Line of Business	Gross Premiums, Including Policy and Membership Fees, Less Return Premiums and Premiums on Policies not Taken		3 Dividends Paid or Credited to Policyholders on Direct Business	4 Direct Unearned Premium Reserves	5 Direct Losses Paid (deducting salvage)	6 Direct Losses Incurred	7 Direct Losses Unpaid	8 Direct Defense and Cost Containment Expense Paid	9 Direct Defense and Cost Containment Expense Incurred	10 Direct Defense and Cost Containment Expense Unpaid	11 Commissions and Brokerage Expenses	12 Taxes, Licenses and Fees
	1 Direct Premiums Written	2 Direct Premiums Earned										
1. Fire												
2.1 Allied lines												
2.2 Multiple peril crop												
2.3 Federal flood												
3. Farmowners multiple peril												
4. Homeowners multiple peril												
5.1 Commercial multiple peril (non-liability portion)												
5.2 Commercial multiple peril (liability portion)												
6. Mortgage guaranty												
8. Ocean marine												
9. Inland marine												
10. Financial guaranty												
11. Medical professional liability												
12. Earthquake												
13. Group accident and health (b)												
14. Credit accident and health (group and individual)												
15.1 Collectively renewable accident and health (b)												
15.2 Non-cancelable accident and health(b)												
15.3 Guaranteed renewable accident and health(b)												
15.4 Non-renewable for stated reasons only (b)												
15.5 Other accident only												
15.6 Medicare Title XVIII exempt from state taxes or fees												
15.7 All other accident and health (b)												
15.8 Federal employees health benefits plan premium (b)												
16. Workers' compensation												
17.1 Other Liability - occurrence												
17.2 Other Liability - claims made												
17.3 Excess workers' compensation												
18. Products liability												
19.1 Private passenger auto no-fault (personal injury protection)												
19.2 Other private passenger auto liability												
19.3 Commercial auto no-fault (personal injury protection)												
19.4 Other commercial auto liability												
21.1 Private passenger auto physical damage												
21.2 Commercial auto physical damage												
22. Aircraft (all perils)												
23. Fidelity												
24. Surety												
26. Burglary and theft												
27. Boiler and machinery												
28. Credit												
30. Warranty												
34. Aggregate write-ins for other lines of business												
35. TOTALS (a)												
DETAILS OF WRITE-INS												
3401.												
3402.												
3403.												
3498. Summary of remaining write-ins for Line 34 from overflow page												
3499. Totals (Lines 3401 thru 3403 plus 3498)(Line 34 above)												

(a) Finance and service charges not included in Lines 1 to 35 \$
(b) For health business on indicated lines report: Number of persons insured under PPO managed care products and number of persons insured under indemnity only products



ANNUAL STATEMENT FOR THE YEAR 2013 OF THE First Marine Insurance Co.

EXHIBIT OF PREMIUMS AND LOSSES (Statutory Page 14)

NAIC Group Code 0361 BUSINESS IN THE STATE OF New Jersey DURING THE YEAR 2013 NAIC Company Code 42722

Line of Business	Gross Premiums, Including Policy and Membership Fees, Less Return Premiums and Premiums on Policies not Taken		3 Dividends Paid or Credited to Policyholders on Direct Business	4 Direct Unearned Premium Reserves	5 Direct Losses Paid (deducting salvage)	6 Direct Losses Incurred	7 Direct Losses Unpaid	8 Direct Defense and Cost Containment Expense Paid	9 Direct Defense and Cost Containment Expense Incurred	10 Direct Defense and Cost Containment Expense Unpaid	11 Commissions and Brokerage Expenses	12 Taxes, Licenses and Fees
	1 Direct Premiums Written	2 Direct Premiums Earned										
1. Fire												
2.1 Allied lines												
2.2 Multiple peril crop												
2.3 Federal flood												
3. Farmowners multiple peril												
4. Homeowners multiple peril												
5.1 Commercial multiple peril (non-liability portion)												
5.2 Commercial multiple peril (liability portion)												
6. Mortgage guaranty												
8. Ocean marine												
9. Inland marine												
10. Financial guaranty												
11. Medical professional liability												
12. Earthquake												
13. Group accident and health (b)												
14. Credit accident and health (group and individual)												
15.1 Collectively renewable accident and health (b)												
15.2 Non-cancelable accident and health(b)												
15.3 Guaranteed renewable accident and health(b)												
15.4 Non-renewable for stated reasons only (b)												
15.5 Other accident only												
15.6 Medicare Title XVIII exempt from state taxes or fees												
15.7 All other accident and health (b)												
15.8 Federal employees health benefits plan premium (b)												
16. Workers' compensation												
17.1 Other Liability - occurrence												
17.2 Other Liability - claims made												
17.3 Excess workers' compensation												
18. Products liability												
19.1 Private passenger auto no-fault (personal injury protection)												
19.2 Other private passenger auto liability												
19.3 Commercial auto no-fault (personal injury protection)												
19.4 Other commercial auto liability												
21.1 Private passenger auto physical damage												
21.2 Commercial auto physical damage												
22. Aircraft (all perils)												
23. Fidelity												
24. Surety												
26. Burglary and theft												
27. Boiler and machinery												
28. Credit												
30. Warranty												
34. Aggregate write-ins for other lines of business												
35. TOTALS (a)												
DETAILS OF WRITE-INS												
3401.												
3402.												
3403.												
3498. Summary of remaining write-ins for Line 34 from overflow page												
3499. Totals (Lines 3401 thru 3403 plus 3498)(Line 34 above)												

(a) Finance and service charges not included in Lines 1 to 35 \$
(b) For health business on indicated lines report: Number of persons insured under PPO managed care products and number of persons insured under indemnity only products



ANNUAL STATEMENT FOR THE YEAR 2013 OF THE First Marine Insurance Co.

EXHIBIT OF PREMIUMS AND LOSSES (Statutory Page 14)

NAIC Group Code 0361 BUSINESS IN THE STATE OF New Mexico DURING THE YEAR 2013 NAIC Company Code 42722

Line of Business	Gross Premiums, Including Policy and Membership Fees, Less Return Premiums and Premiums on Policies not Taken		3 Dividends Paid or Credited to Policyholders on Direct Business	4 Direct Unearned Premium Reserves	5 Direct Losses Paid (deducting salvage)	6 Direct Losses Incurred	7 Direct Losses Unpaid	8 Direct Defense and Cost Containment Expense Paid	9 Direct Defense and Cost Containment Expense Incurred	10 Direct Defense and Cost Containment Expense Unpaid	11 Commissions and Brokerage Expenses	12 Taxes, Licenses and Fees
	1 Direct Premiums Written	2 Direct Premiums Earned										
1. Fire0	.0	.0	.0	.0	.0	.0	.0	.0	.0	.0	.0
2.1 Allied lines0	.0	.0	.0	.0	.0	.0	.0	.0	.0	.0	.0
2.2 Multiple peril crop0	.0	.0	.0	.0	.0	.0	.0	.0	.0	.0	.0
2.3 Federal flood0	.0	.0	.0	.0	.0	.0	.0	.0	.0	.0	.0
3. Farmowners multiple peril0	.0	.0	.0	.0	.0	.0	.0	.0	.0	.0	.0
4. Homeowners multiple peril0	.0	.0	.0	.0	.0	.0	.0	.0	.0	.0	.0
5.1 Commercial multiple peril (non-liability portion)0	.0	.0	.0	.0	.0	.0	.0	.0	.0	.0	.0
5.2 Commercial multiple peril (liability portion)0	.0	.0	.0	.0	.0	.0	.0	.0	.0	.0	.0
6. Mortgage guaranty0	.0	.0	.0	.0	.0	.0	.0	.0	.0	.0	.0
8. Ocean marine0	.0	.0	.0	.0	.0	.0	.0	.0	.0	.0	.0
9. Inland marine0	.0	.0	.0	.0	.0	.0	.0	.0	.0	.0	2,625
10. Financial guaranty0	.0	.0	.0	.0	.0	.0	.0	.0	.0	.0	.0
11. Medical professional liability0	.0	.0	.0	.0	.0	.0	.0	.0	.0	.0	.0
12. Earthquake0	.0	.0	.0	.0	.0	.0	.0	.0	.0	.0	.0
13. Group accident and health (b)0	.0	.0	.0	.0	.0	.0	.0	.0	.0	.0	.0
14. Credit accident and health (group and individual)0	.0	.0	.0	.0	.0	.0	.0	.0	.0	.0	.0
15.1 Collectively renewable accident and health (b)0	.0	.0	.0	.0	.0	.0	.0	.0	.0	.0	.0
15.2 Non-cancelable accident and health(b)0	.0	.0	.0	.0	.0	.0	.0	.0	.0	.0	.0
15.3 Guaranteed renewable accident and health(b)0	.0	.0	.0	.0	.0	.0	.0	.0	.0	.0	.0
15.4 Non-renewable for stated reasons only (b)0	.0	.0	.0	.0	.0	.0	.0	.0	.0	.0	.0
15.5 Other accident only0	.0	.0	.0	.0	.0	.0	.0	.0	.0	.0	.0
15.6 Medicare Title XVIII exempt from state taxes or fees0	.0	.0	.0	.0	.0	.0	.0	.0	.0	.0	.0
15.7 All other accident and health (b)0	.0	.0	.0	.0	.0	.0	.0	.0	.0	.0	.0
15.8 Federal employees health benefits plan premium (b)0	.0	.0	.0	.0	.0	.0	.0	.0	.0	.0	.0
16. Workers' compensation0	.0	.0	.0	.0	.0	.0	.0	.0	.0	.0	.0
17.1 Other Liability - occurrence0	.0	.0	.0	.0	.0	.0	.0	.0	.0	.0	.0
17.2 Other Liability - claims made0	.0	.0	.0	.0	.0	.0	.0	.0	.0	.0	.0
17.3 Excess workers' compensation0	.0	.0	.0	.0	.0	.0	.0	.0	.0	.0	.0
18. Products liability0	.0	.0	.0	.0	.0	.0	.0	.0	.0	.0	.0
19.1 Private passenger auto no-fault (personal injury protection)0	.0	.0	.0	.0	.0	.0	.0	.0	.0	.0	.0
19.2 Other private passenger auto liability0	.0	.0	.0	.0	.0	.0	.0	.0	.0	.0	.0
19.3 Commercial auto no-fault (personal injury protection)0	.0	.0	.0	.0	.0	.0	.0	.0	.0	.0	.0
19.4 Other commercial auto liability0	.0	.0	.0	.0	.0	.0	.0	.0	.0	.0	.0
21.1 Private passenger auto physical damage0	.0	.0	.0	.0	.0	.0	.0	.0	.0	.0	.0
21.2 Commercial auto physical damage0	.0	.0	.0	.0	.0	.0	.0	.0	.0	.0	.0
22. Aircraft (all perils)0	.0	.0	.0	.0	.0	.0	.0	.0	.0	.0	.0
23. Fidelity0	.0	.0	.0	.0	.0	.0	.0	.0	.0	.0	.0
24. Surety0	.0	.0	.0	.0	.0	.0	.0	.0	.0	.0	.0
26. Burglary and theft0	.0	.0	.0	.0	.0	.0	.0	.0	.0	.0	.0
27. Boiler and machinery0	.0	.0	.0	.0	.0	.0	.0	.0	.0	.0	.0
28. Credit0	.0	.0	.0	.0	.0	.0	.0	.0	.0	.0	.0
30. Warranty0	.0	.0	.0	.0	.0	.0	.0	.0	.0	.0	.0
34. Aggregate write-ins for other lines of business0	.0	.0	.0	.0	.0	.0	.0	.0	.0	.0	.0
35. TOTALS (a)	0	0	0	0	0	0	0	0	0	0	0	2,625
DETAILS OF WRITE-INS												
3401.												
3402.												
3403.												
3498. Summary of remaining write-ins for Line 34 from overflow page0	.0	.0	.0	.0	.0	.0	.0	.0	.0	.0	.0
3499. Totals (Lines 3401 thru 3403 plus 3498)(Line 34 above)	0	0	0	0	0	0	0	0	0	0	0	0

(a) Finance and service charges not included in Lines 1 to 35 \$0
(b) For health business on indicated lines report: Number of persons insured under PPO managed care products0 and number of persons insured under indemnity only products0 .



ANNUAL STATEMENT FOR THE YEAR 2013 OF THE First Marine Insurance Co.

EXHIBIT OF PREMIUMS AND LOSSES (Statutory Page 14)

NAIC Group Code 0361 BUSINESS IN THE STATE OF New York DURING THE YEAR 2013 NAIC Company Code 42722

Line of Business	Gross Premiums, Including Policy and Membership Fees, Less Return Premiums and Premiums on Policies not Taken		3 Dividends Paid or Credited to Policyholders on Direct Business	4 Direct Unearned Premium Reserves	5 Direct Losses Paid (deducting salvage)	6 Direct Losses Incurred	7 Direct Losses Unpaid	8 Direct Defense and Cost Containment Expense Paid	9 Direct Defense and Cost Containment Expense Incurred	10 Direct Defense and Cost Containment Expense Unpaid	11 Commissions and Brokerage Expenses	12 Taxes, Licenses and Fees
	1 Direct Premiums Written	2 Direct Premiums Earned										
1. Fire												
2.1 Allied lines												
2.2 Multiple peril crop												
2.3 Federal flood												
3. Farmowners multiple peril												
4. Homeowners multiple peril												
5.1 Commercial multiple peril (non-liability portion)												
5.2 Commercial multiple peril (liability portion)												
6. Mortgage guaranty												
8. Ocean marine												
9. Inland marine												
10. Financial guaranty												
11. Medical professional liability												
12. Earthquake												
13. Group accident and health (b)												
14. Credit accident and health (group and individual)												
15.1 Collectively renewable accident and health (b)												
15.2 Non-cancelable accident and health(b)												
15.3 Guaranteed renewable accident and health(b)												
15.4 Non-renewable for stated reasons only (b)												
15.5 Other accident only												
15.6 Medicare Title XVIII exempt from state taxes or fees												
15.7 All other accident and health (b)												
15.8 Federal employees health benefits plan premium (b)												
16. Workers' compensation												
17.1 Other Liability - occurrence												
17.2 Other Liability - claims made												
17.3 Excess workers' compensation												
18. Products liability												
19.1 Private passenger auto no-fault (personal injury protection)												
19.2 Other private passenger auto liability												
19.3 Commercial auto no-fault (personal injury protection)												
19.4 Other commercial auto liability												
21.1 Private passenger auto physical damage												
21.2 Commercial auto physical damage												
22. Aircraft (all perils)												
23. Fidelity												
24. Surety												
26. Burglary and theft												
27. Boiler and machinery												
28. Credit												
30. Warranty												
34. Aggregate write-ins for other lines of business												
35. TOTALS (a)												
DETAILS OF WRITE-INS												
3401.												
3402.												
3403.												
3498. Summary of remaining write-ins for Line 34 from overflow page												
3499. Totals (Lines 3401 thru 3403 plus 3498)(Line 34 above)												

(a) Finance and service charges not included in Lines 1 to 35 \$
(b) For health business on indicated lines report: Number of persons insured under PPO managed care products and number of persons insured under indemnity only products



ANNUAL STATEMENT FOR THE YEAR 2013 OF THE First Marine Insurance Co.

EXHIBIT OF PREMIUMS AND LOSSES (Statutory Page 14)

NAIC Group Code 0361 BUSINESS IN THE STATE OF North Carolina DURING THE YEAR 2013 NAIC Company Code 42722

Line of Business	Gross Premiums, Including Policy and Membership Fees, Less Return Premiums and Premiums on Policies not Taken		3 Dividends Paid or Credited to Policyholders on Direct Business	4 Direct Unearned Premium Reserves	5 Direct Losses Paid (deducting salvage)	6 Direct Losses Incurred	7 Direct Losses Unpaid	8 Direct Defense and Cost Containment Expense Paid	9 Direct Defense and Cost Containment Expense Incurred	10 Direct Defense and Cost Containment Expense Unpaid	11 Commissions and Brokerage Expenses	12 Taxes, Licenses and Fees
	1 Direct Premiums Written	2 Direct Premiums Earned										
1. Fire												
2.1 Allied lines												
2.2 Multiple peril crop												
2.3 Federal flood												
3. Farmowners multiple peril												
4. Homeowners multiple peril												
5.1 Commercial multiple peril (non-liability portion)												
5.2 Commercial multiple peril (liability portion)												
6. Mortgage guaranty												
8. Ocean marine												
9. Inland marine												
10. Financial guaranty												
11. Medical professional liability												
12. Earthquake												
13. Group accident and health (b)												
14. Credit accident and health (group and individual)												
15.1 Collectively renewable accident and health (b)												
15.2 Non-cancelable accident and health(b)												
15.3 Guaranteed renewable accident and health(b)												
15.4 Non-renewable for stated reasons only (b)												
15.5 Other accident only												
15.6 Medicare Title XVIII exempt from state taxes or fees												
15.7 All other accident and health (b)												
15.8 Federal employees health benefits plan premium (b)												
16. Workers' compensation												
17.1 Other Liability - occurrence												
17.2 Other Liability - claims made												
17.3 Excess workers' compensation												
18. Products liability												
19.1 Private passenger auto no-fault (personal injury protection)												
19.2 Other private passenger auto liability												
19.3 Commercial auto no-fault (personal injury protection)												
19.4 Other commercial auto liability												
21.1 Private passenger auto physical damage												
21.2 Commercial auto physical damage												
22. Aircraft (all perils)												
23. Fidelity												
24. Surety												
26. Burglary and theft												
27. Boiler and machinery												
28. Credit												
30. Warranty												
34. Aggregate write-ins for other lines of business												
35. TOTALS (a)												
DETAILS OF WRITE-INS												
3401.												
3402.												
3403.												
3498. Summary of remaining write-ins for Line 34 from overflow page												
3499. Totals (Lines 3401 thru 3403 plus 3498)(Line 34 above)												

(a) Finance and service charges not included in Lines 1 to 35 \$
(b) For health business on indicated lines report: Number of persons insured under PPO managed care products and number of persons insured under indemnity only products



ANNUAL STATEMENT FOR THE YEAR 2013 OF THE First Marine Insurance Co.

EXHIBIT OF PREMIUMS AND LOSSES (Statutory Page 14)

NAIC Group Code 0361 BUSINESS IN THE STATE OF North Dakota DURING THE YEAR 2013 NAIC Company Code 42722

Line of Business	Gross Premiums, Including Policy and Membership Fees, Less Return Premiums and Premiums on Policies not Taken		3 Dividends Paid or Credited to Policyholders on Direct Business	4 Direct Unearned Premium Reserves	5 Direct Losses Paid (deducting salvage)	6 Direct Losses Incurred	7 Direct Losses Unpaid	8 Direct Defense and Cost Containment Expense Paid	9 Direct Defense and Cost Containment Expense Incurred	10 Direct Defense and Cost Containment Expense Unpaid	11 Commissions and Brokerage Expenses	12 Taxes, Licenses and Fees
	1 Direct Premiums Written	2 Direct Premiums Earned										
1. Fire												
2.1 Allied lines												
2.2 Multiple peril crop												
2.3 Federal flood												
3. Farmowners multiple peril												
4. Homeowners multiple peril												
5.1 Commercial multiple peril (non-liability portion)												
5.2 Commercial multiple peril (liability portion)												
6. Mortgage guaranty												
8. Ocean marine												
9. Inland marine												
10. Financial guaranty												
11. Medical professional liability												
12. Earthquake												
13. Group accident and health (b)												
14. Credit accident and health (group and individual)												
15.1 Collectively renewable accident and health (b)												
15.2 Non-cancelable accident and health(b)												
15.3 Guaranteed renewable accident and health(b)												
15.4 Non-renewable for stated reasons only (b)												
15.5 Other accident only												
15.6 Medicare Title XVIII exempt from state taxes or fees												
15.7 All other accident and health (b)												
15.8 Federal employees health benefits plan premium (b)												
16. Workers' compensation												
17.1 Other Liability - occurrence												
17.2 Other Liability - claims made												
17.3 Excess workers' compensation												
18. Products liability												
19.1 Private passenger auto no-fault (personal injury protection)												
19.2 Other private passenger auto liability												
19.3 Commercial auto no-fault (personal injury protection)												
19.4 Other commercial auto liability												
21.1 Private passenger auto physical damage												
21.2 Commercial auto physical damage												
22. Aircraft (all perils)												
23. Fidelity												
24. Surety												
26. Burglary and theft												
27. Boiler and machinery												
28. Credit												
30. Warranty												
34. Aggregate write-ins for other lines of business												
35. TOTALS (a)												
DETAILS OF WRITE-INS												
3401.												
3402.												
3403.												
3498. Summary of remaining write-ins for Line 34 from overflow page												
3499. Totals (Lines 3401 thru 3403 plus 3498)(Line 34 above)												

(a) Finance and service charges not included in Lines 1 to 35 \$
(b) For health business on indicated lines report: Number of persons insured under PPO managed care products and number of persons insured under indemnity only products



ANNUAL STATEMENT FOR THE YEAR 2013 OF THE First Marine Insurance Co.

EXHIBIT OF PREMIUMS AND LOSSES (Statutory Page 14)

NAIC Group Code 0361 BUSINESS IN THE STATE OF Ohio DURING THE YEAR 2013 NAIC Company Code 42722

Line of Business	Gross Premiums, Including Policy and Membership Fees, Less Return Premiums and Premiums on Policies not Taken		3 Dividends Paid or Credited to Policyholders on Direct Business	4 Direct Unearned Premium Reserves	5 Direct Losses Paid (deducting salvage)	6 Direct Losses Incurred	7 Direct Losses Unpaid	8 Direct Defense and Cost Containment Expense Paid	9 Direct Defense and Cost Containment Expense Incurred	10 Direct Defense and Cost Containment Expense Unpaid	11 Commissions and Brokerage Expenses	12 Taxes, Licenses and Fees
	1 Direct Premiums Written	2 Direct Premiums Earned										
1. Fire												
2.1 Allied lines												
2.2 Multiple peril crop												
2.3 Federal flood												
3. Farmowners multiple peril												
4. Homeowners multiple peril												
5.1 Commercial multiple peril (non-liability portion)												
5.2 Commercial multiple peril (liability portion)												
6. Mortgage guaranty												
8. Ocean marine												
9. Inland marine												
10. Financial guaranty												
11. Medical professional liability												
12. Earthquake												
13. Group accident and health (b)												
14. Credit accident and health (group and individual)												
15.1 Collectively renewable accident and health (b)												
15.2 Non-cancelable accident and health(b)												
15.3 Guaranteed renewable accident and health(b)												
15.4 Non-renewable for stated reasons only (b)												
15.5 Other accident only												
15.6 Medicare Title XVIII exempt from state taxes or fees												
15.7 All other accident and health (b)												
15.8 Federal employees health benefits plan premium (b)												
16. Workers' compensation												
17.1 Other Liability - occurrence												
17.2 Other Liability - claims made												
17.3 Excess workers' compensation												
18. Products liability												
19.1 Private passenger auto no-fault (personal injury protection)												
19.2 Other private passenger auto liability												
19.3 Commercial auto no-fault (personal injury protection)												
19.4 Other commercial auto liability												
21.1 Private passenger auto physical damage												
21.2 Commercial auto physical damage												
22. Aircraft (all perils)												
23. Fidelity												
24. Surety												
26. Burglary and theft												
27. Boiler and machinery												
28. Credit												
30. Warranty												
34. Aggregate write-ins for other lines of business												
35. TOTALS (a)												
DETAILS OF WRITE-INS												
3401.												
3402.												
3403.												
3498. Summary of remaining write-ins for Line 34 from overflow page												
3499. Totals (Lines 3401 thru 3403 plus 3498)(Line 34 above)												

(a) Finance and service charges not included in Lines 1 to 35 \$
(b) For health business on indicated lines report: Number of persons insured under PPO managed care products and number of persons insured under indemnity only products



ANNUAL STATEMENT FOR THE YEAR 2013 OF THE First Marine Insurance Co.

EXHIBIT OF PREMIUMS AND LOSSES (Statutory Page 14)

NAIC Group Code 0361

BUSINESS IN THE STATE OF Oklahoma

DURING THE YEAR 2013

NAIC Company Code 42722

Line of Business	Gross Premiums, Including Policy and Membership Fees, Less Return Premiums and Premiums on Policies not Taken		3 Dividends Paid or Credited to Policyholders on Direct Business	4 Direct Unearned Premium Reserves	5 Direct Losses Paid (deducting salvage)	6 Direct Losses Incurred	7 Direct Losses Unpaid	8 Direct Defense and Cost Containment Expense Paid	9 Direct Defense and Cost Containment Expense Incurred	10 Direct Defense and Cost Containment Expense Unpaid	11 Commissions and Brokerage Expenses	12 Taxes, Licenses and Fees
	1 Direct Premiums Written	2 Direct Premiums Earned										
1. Fire0	.0	.0	.0	.0	.0	.0	.0	.0	.0	.0	.0
2.1 Allied lines0	.0	.0	.0	.0	.0	.0	.0	.0	.0	.0	.0
2.2 Multiple peril crop0	.0	.0	.0	.0	.0	.0	.0	.0	.0	.0	.0
2.3 Federal flood0	.0	.0	.0	.0	.0	.0	.0	.0	.0	.0	.0
3. Farmowners multiple peril0	.0	.0	.0	.0	.0	.0	.0	.0	.0	.0	.0
4. Homeowners multiple peril0	.0	.0	.0	.0	.0	.0	.0	.0	.0	.0	.0
5.1 Commercial multiple peril (non-liability portion)0	.0	.0	.0	.0	.0	.0	.0	.0	.0	.0	.0
5.2 Commercial multiple peril (liability portion)0	.0	.0	.0	.0	.0	.0	.0	.0	.0	.0	.0
6. Mortgage guaranty0	.0	.0	.0	.0	.0	.0	.0	.0	.0	.0	.0
8. Ocean marine0	.0	.0	.0	.0	.0	.0	.0	.0	.0	.0	.0
9. Inland marine0	.0	.0	.0	.0	.0	.0	.0	.0	.0	.0	2,789
10. Financial guaranty0	.0	.0	.0	.0	.0	.0	.0	.0	.0	.0	.0
11. Medical professional liability0	.0	.0	.0	.0	.0	.0	.0	.0	.0	.0	.0
12. Earthquake0	.0	.0	.0	.0	.0	.0	.0	.0	.0	.0	.0
13. Group accident and health (b)0	.0	.0	.0	.0	.0	.0	.0	.0	.0	.0	.0
14. Credit accident and health (group and individual)0	.0	.0	.0	.0	.0	.0	.0	.0	.0	.0	.0
15.1 Collectively renewable accident and health (b)0	.0	.0	.0	.0	.0	.0	.0	.0	.0	.0	.0
15.2 Non-cancelable accident and health(b)0	.0	.0	.0	.0	.0	.0	.0	.0	.0	.0	.0
15.3 Guaranteed renewable accident and health(b)0	.0	.0	.0	.0	.0	.0	.0	.0	.0	.0	.0
15.4 Non-renewable for stated reasons only (b)0	.0	.0	.0	.0	.0	.0	.0	.0	.0	.0	.0
15.5 Other accident only0	.0	.0	.0	.0	.0	.0	.0	.0	.0	.0	.0
15.6 Medicare Title XVIII exempt from state taxes or fees0	.0	.0	.0	.0	.0	.0	.0	.0	.0	.0	.0
15.7 All other accident and health (b)0	.0	.0	.0	.0	.0	.0	.0	.0	.0	.0	.0
15.8 Federal employees health benefits plan premium (b)0	.0	.0	.0	.0	.0	.0	.0	.0	.0	.0	.0
16. Workers' compensation0	.0	.0	.0	.0	.0	.0	.0	.0	.0	.0	.0
17.1 Other Liability - occurrence0	.0	.0	.0	.0	.0	.0	.0	.0	.0	.0	.0
17.2 Other Liability - claims made0	.0	.0	.0	.0	.0	.0	.0	.0	.0	.0	.0
17.3 Excess workers' compensation0	.0	.0	.0	.0	.0	.0	.0	.0	.0	.0	.0
18. Products liability0	.0	.0	.0	.0	.0	.0	.0	.0	.0	.0	.0
19.1 Private passenger auto no-fault (personal injury protection)0	.0	.0	.0	.0	.0	.0	.0	.0	.0	.0	.0
19.2 Other private passenger auto liability0	.0	.0	.0	.0	.0	.0	.0	.0	.0	.0	.0
19.3 Commercial auto no-fault (personal injury protection)0	.0	.0	.0	.0	.0	.0	.0	.0	.0	.0	.0
19.4 Other commercial auto liability0	.0	.0	.0	.0	.0	.0	.0	.0	.0	.0	.0
21.1 Private passenger auto physical damage0	.0	.0	.0	.0	.0	.0	.0	.0	.0	.0	.0
21.2 Commercial auto physical damage0	.0	.0	.0	.0	.0	.0	.0	.0	.0	.0	.0
22. Aircraft (all perils)0	.0	.0	.0	.0	.0	.0	.0	.0	.0	.0	.0
23. Fidelity0	.0	.0	.0	.0	.0	.0	.0	.0	.0	.0	.0
24. Surety0	.0	.0	.0	.0	.0	.0	.0	.0	.0	.0	.0
26. Burglary and theft0	.0	.0	.0	.0	.0	.0	.0	.0	.0	.0	.0
27. Boiler and machinery0	.0	.0	.0	.0	.0	.0	.0	.0	.0	.0	.0
28. Credit0	.0	.0	.0	.0	.0	.0	.0	.0	.0	.0	.0
30. Warranty0	.0	.0	.0	.0	.0	.0	.0	.0	.0	.0	.0
34. Aggregate write-ins for other lines of business0	.0	.0	.0	.0	.0	.0	.0	.0	.0	.0	.0
35. TOTALS (a)	0	0	0	0	0	0	0	0	0	0	0	2,789
DETAILS OF WRITE-INS												
3401.												
3402.												
3403.												
3498. Summary of remaining write-ins for Line 34 from overflow page0	.0	.0	.0	.0	.0	.0	.0	.0	.0	.0	.0
3499. Totals (Lines 3401 thru 3403 plus 3498)(Line 34 above)	0	0	0	0	0	0	0	0	0	0	0	0

(a) Finance and service charges not included in Lines 1 to 35 \$ 0

(b) For health business on indicated lines report: Number of persons insured under PPO managed care products 0 and number of persons insured under indemnity only products 0



ANNUAL STATEMENT FOR THE YEAR 2013 OF THE First Marine Insurance Co.

EXHIBIT OF PREMIUMS AND LOSSES (Statutory Page 14)

NAIC Group Code 0361

BUSINESS IN THE STATE OF Oregon

DURING THE YEAR 2013

NAIC Company Code 42722

Line of Business	Gross Premiums, Including Policy and Membership Fees, Less Return Premiums and Premiums on Policies not Taken		3 Dividends Paid or Credited to Policyholders on Direct Business	4 Direct Unearned Premium Reserves	5 Direct Losses Paid (deducting salvage)	6 Direct Losses Incurred	7 Direct Losses Unpaid	8 Direct Defense and Cost Containment Expense Paid	9 Direct Defense and Cost Containment Expense Incurred	10 Direct Defense and Cost Containment Expense Unpaid	11 Commissions and Brokerage Expenses	12 Taxes, Licenses and Fees
	1 Direct Premiums Written	2 Direct Premiums Earned										
1. Fire												
2.1 Allied lines												
2.2 Multiple peril crop												
2.3 Federal flood												
3. Farmowners multiple peril												
4. Homeowners multiple peril												
5.1 Commercial multiple peril (non-liability portion)												
5.2 Commercial multiple peril (liability portion)												
6. Mortgage guaranty												
8. Ocean marine												
9. Inland marine												
10. Financial guaranty												
11. Medical professional liability												
12. Earthquake												
13. Group accident and health (b)												
14. Credit accident and health (group and individual)												
15.1 Collectively renewable accident and health (b)												
15.2 Non-cancelable accident and health(b)												
15.3 Guaranteed renewable accident and health(b)												
15.4 Non-renewable for stated reasons only (b)												
15.5 Other accident only												
15.6 Medicare Title XVIII exempt from state taxes or fees												
15.7 All other accident and health (b)												
15.8 Federal employees health benefits plan premium (b)												
16. Workers' compensation												
17.1 Other Liability - occurrence												
17.2 Other Liability - claims made												
17.3 Excess workers' compensation												
18. Products liability												
19.1 Private passenger auto no-fault (personal injury protection)												
19.2 Other private passenger auto liability												
19.3 Commercial auto no-fault (personal injury protection)												
19.4 Other commercial auto liability												
21.1 Private passenger auto physical damage												
21.2 Commercial auto physical damage												
22. Aircraft (all perils)												
23. Fidelity												
24. Surety												
26. Burglary and theft												
27. Boiler and machinery												
28. Credit												
30. Warranty												
34. Aggregate write-ins for other lines of business												
35. TOTALS (a)												
DETAILS OF WRITE-INS												
3401.												
3402.												
3403.												
3498. Summary of remaining write-ins for Line 34 from overflow page												
3499. Totals (Lines 3401 thru 3403 plus 3498)(Line 34 above)												

(a) Finance and service charges not included in Lines 1 to 35 \$

(b) For health business on indicated lines report: Number of persons insured under PPO managed care products and number of persons insured under indemnity only products



ANNUAL STATEMENT FOR THE YEAR 2013 OF THE First Marine Insurance Co.

EXHIBIT OF PREMIUMS AND LOSSES (Statutory Page 14)

NAIC Group Code 0361 BUSINESS IN THE STATE OF Pennsylvania DURING THE YEAR 2013 NAIC Company Code 42722

Line of Business	Gross Premiums, Including Policy and Membership Fees, Less Return Premiums and Premiums on Policies not Taken		3 Dividends Paid or Credited to Policyholders on Direct Business	4 Direct Unearned Premium Reserves	5 Direct Losses Paid (deducting salvage)	6 Direct Losses Incurred	7 Direct Losses Unpaid	8 Direct Defense and Cost Containment Expense Paid	9 Direct Defense and Cost Containment Expense Incurred	10 Direct Defense and Cost Containment Expense Unpaid	11 Commissions and Brokerage Expenses	12 Taxes, Licenses and Fees
	1 Direct Premiums Written	2 Direct Premiums Earned										
1. Fire												
2.1 Allied lines												
2.2 Multiple peril crop												
2.3 Federal flood												
3. Farmowners multiple peril												
4. Homeowners multiple peril												
5.1 Commercial multiple peril (non-liability portion)												
5.2 Commercial multiple peril (liability portion)												
6. Mortgage guaranty												
8. Ocean marine												
9. Inland marine												
10. Financial guaranty												
11. Medical professional liability												
12. Earthquake												
13. Group accident and health (b)												
14. Credit accident and health (group and individual)												
15.1 Collectively renewable accident and health (b)												
15.2 Non-cancelable accident and health(b)												
15.3 Guaranteed renewable accident and health(b)												
15.4 Non-renewable for stated reasons only (b)												
15.5 Other accident only												
15.6 Medicare Title XVIII exempt from state taxes or fees												
15.7 All other accident and health (b)												
15.8 Federal employees health benefits plan premium (b)												
16. Workers' compensation												
17.1 Other Liability - occurrence												
17.2 Other Liability - claims made												
17.3 Excess workers' compensation												
18. Products liability												
19.1 Private passenger auto no-fault (personal injury protection)												
19.2 Other private passenger auto liability												
19.3 Commercial auto no-fault (personal injury protection)												
19.4 Other commercial auto liability												
21.1 Private passenger auto physical damage												
21.2 Commercial auto physical damage												
22. Aircraft (all perils)												
23. Fidelity												
24. Surety												
26. Burglary and theft												
27. Boiler and machinery												
28. Credit												
30. Warranty												
34. Aggregate write-ins for other lines of business												
35. TOTALS (a)												
DETAILS OF WRITE-INS												
3401.												
3402.												
3403.												
3498. Summary of remaining write-ins for Line 34 from overflow page												
3499. Totals (Lines 3401 thru 3403 plus 3498)(Line 34 above)												

(a) Finance and service charges not included in Lines 1 to 35 \$
(b) For health business on indicated lines report: Number of persons insured under PPO managed care products and number of persons insured under indemnity only products



ANNUAL STATEMENT FOR THE YEAR 2013 OF THE First Marine Insurance Co.

EXHIBIT OF PREMIUMS AND LOSSES (Statutory Page 14)

NAIC Group Code 0361 BUSINESS IN THE STATE OF Rhode Island DURING THE YEAR 2013 NAIC Company Code 42722

Line of Business	Gross Premiums, Including Policy and Membership Fees, Less Return Premiums and Premiums on Policies not Taken		3 Dividends Paid or Credited to Policyholders on Direct Business	4 Direct Unearned Premium Reserves	5 Direct Losses Paid (deducting salvage)	6 Direct Losses Incurred	7 Direct Losses Unpaid	8 Direct Defense and Cost Containment Expense Paid	9 Direct Defense and Cost Containment Expense Incurred	10 Direct Defense and Cost Containment Expense Unpaid	11 Commissions and Brokerage Expenses	12 Taxes, Licenses and Fees
	1 Direct Premiums Written	2 Direct Premiums Earned										
1. Fire												
2.1 Allied lines												
2.2 Multiple peril crop												
2.3 Federal flood												
3. Farmowners multiple peril												
4. Homeowners multiple peril												
5.1 Commercial multiple peril (non-liability portion)												
5.2 Commercial multiple peril (liability portion)												
6. Mortgage guaranty												
8. Ocean marine												
9. Inland marine												
10. Financial guaranty												
11. Medical professional liability												
12. Earthquake												
13. Group accident and health (b)												
14. Credit accident and health (group and individual)												
15.1 Collectively renewable accident and health (b)												
15.2 Non-cancelable accident and health(b)												
15.3 Guaranteed renewable accident and health(b)												
15.4 Non-renewable for stated reasons only (b)												
15.5 Other accident only												
15.6 Medicare Title XVIII exempt from state taxes or fees												
15.7 All other accident and health (b)												
15.8 Federal employees health benefits plan premium (b)												
16. Workers' compensation												
17.1 Other Liability - occurrence												
17.2 Other Liability - claims made												
17.3 Excess workers' compensation												
18. Products liability												
19.1 Private passenger auto no-fault (personal injury protection)												
19.2 Other private passenger auto liability												
19.3 Commercial auto no-fault (personal injury protection)												
19.4 Other commercial auto liability												
21.1 Private passenger auto physical damage												
21.2 Commercial auto physical damage												
22. Aircraft (all perils)												
23. Fidelity												
24. Surety												
26. Burglary and theft												
27. Boiler and machinery												
28. Credit												
30. Warranty												
34. Aggregate write-ins for other lines of business												
35. TOTALS (a)												
DETAILS OF WRITE-INS												
3401.												
3402.												
3403.												
3498. Summary of remaining write-ins for Line 34 from overflow page												
3499. Totals (Lines 3401 thru 3403 plus 3498)(Line 34 above)												

(a) Finance and service charges not included in Lines 1 to 35 \$
(b) For health business on indicated lines report: Number of persons insured under PPO managed care products and number of persons insured under indemnity only products



ANNUAL STATEMENT FOR THE YEAR 2013 OF THE First Marine Insurance Co.

EXHIBIT OF PREMIUMS AND LOSSES (Statutory Page 14)

NAIC Group Code 0361 BUSINESS IN THE STATE OF South Carolina DURING THE YEAR 2013 NAIC Company Code 42722

Line of Business	Gross Premiums, Including Policy and Membership Fees, Less Return Premiums and Premiums on Policies not Taken		3 Dividends Paid or Credited to Policyholders on Direct Business	4 Direct Unearned Premium Reserves	5 Direct Losses Paid (deducting salvage)	6 Direct Losses Incurred	7 Direct Losses Unpaid	8 Direct Defense and Cost Containment Expense Paid	9 Direct Defense and Cost Containment Expense Incurred	10 Direct Defense and Cost Containment Expense Unpaid	11 Commissions and Brokerage Expenses	12 Taxes, Licenses and Fees
	1 Direct Premiums Written	2 Direct Premiums Earned										
1. Fire												
2.1 Allied lines												
2.2 Multiple peril crop												
2.3 Federal flood												
3. Farmowners multiple peril												
4. Homeowners multiple peril												
5.1 Commercial multiple peril (non-liability portion)												
5.2 Commercial multiple peril (liability portion)												
6. Mortgage guaranty												
8. Ocean marine												
9. Inland marine												
10. Financial guaranty												
11. Medical professional liability												
12. Earthquake												
13. Group accident and health (b)												
14. Credit accident and health (group and individual)												
15.1 Collectively renewable accident and health (b)												
15.2 Non-cancelable accident and health(b)												
15.3 Guaranteed renewable accident and health(b)												
15.4 Non-renewable for stated reasons only (b)												
15.5 Other accident only												
15.6 Medicare Title XVIII exempt from state taxes or fees												
15.7 All other accident and health (b)												
15.8 Federal employees health benefits plan premium (b)												
16. Workers' compensation												
17.1 Other Liability - occurrence												
17.2 Other Liability - claims made												
17.3 Excess workers' compensation												
18. Products liability												
19.1 Private passenger auto no-fault (personal injury protection)												
19.2 Other private passenger auto liability												
19.3 Commercial auto no-fault (personal injury protection)												
19.4 Other commercial auto liability												
21.1 Private passenger auto physical damage												
21.2 Commercial auto physical damage												
22. Aircraft (all perils)												
23. Fidelity												
24. Surety												
26. Burglary and theft												
27. Boiler and machinery												
28. Credit												
30. Warranty												
34. Aggregate write-ins for other lines of business												
35. TOTALS (a)												
DETAILS OF WRITE-INS												
3401.												
3402.												
3403.												
3498. Summary of remaining write-ins for Line 34 from overflow page												
3499. Totals (Lines 3401 thru 3403 plus 3498)(Line 34 above)												

(a) Finance and service charges not included in Lines 1 to 35 \$
(b) For health business on indicated lines report: Number of persons insured under PPO managed care products and number of persons insured under indemnity only products



ANNUAL STATEMENT FOR THE YEAR 2013 OF THE First Marine Insurance Co.

EXHIBIT OF PREMIUMS AND LOSSES (Statutory Page 14)

NAIC Group Code 0361 BUSINESS IN THE STATE OF South Dakota DURING THE YEAR 2013 NAIC Company Code 42722

Line of Business	Gross Premiums, Including Policy and Membership Fees, Less Return Premiums and Premiums on Policies not Taken		3 Dividends Paid or Credited to Policyholders on Direct Business	4 Direct Unearned Premium Reserves	5 Direct Losses Paid (deducting salvage)	6 Direct Losses Incurred	7 Direct Losses Unpaid	8 Direct Defense and Cost Containment Expense Paid	9 Direct Defense and Cost Containment Expense Incurred	10 Direct Defense and Cost Containment Expense Unpaid	11 Commissions and Brokerage Expenses	12 Taxes, Licenses and Fees
	1 Direct Premiums Written	2 Direct Premiums Earned										
1. Fire												
2.1 Allied lines												
2.2 Multiple peril crop												
2.3 Federal flood												
3. Farmowners multiple peril												
4. Homeowners multiple peril												
5.1 Commercial multiple peril (non-liability portion)												
5.2 Commercial multiple peril (liability portion)												
6. Mortgage guaranty												
8. Ocean marine												
9. Inland marine												
10. Financial guaranty												
11. Medical professional liability												
12. Earthquake												
13. Group accident and health (b)												
14. Credit accident and health (group and individual)												
15.1 Collectively renewable accident and health (b)												
15.2 Non-cancelable accident and health(b)												
15.3 Guaranteed renewable accident and health(b)												
15.4 Non-renewable for stated reasons only (b)												
15.5 Other accident only												
15.6 Medicare Title XVIII exempt from state taxes or fees												
15.7 All other accident and health (b)												
15.8 Federal employees health benefits plan premium (b)												
16. Workers' compensation												
17.1 Other Liability - occurrence												
17.2 Other Liability - claims made												
17.3 Excess workers' compensation												
18. Products liability												
19.1 Private passenger auto no-fault (personal injury protection)												
19.2 Other private passenger auto liability												
19.3 Commercial auto no-fault (personal injury protection)												
19.4 Other commercial auto liability												
21.1 Private passenger auto physical damage												
21.2 Commercial auto physical damage												
22. Aircraft (all perils)												
23. Fidelity												
24. Surety												
26. Burglary and theft												
27. Boiler and machinery												
28. Credit												
30. Warranty												
34. Aggregate write-ins for other lines of business												
35. TOTALS (a)												
DETAILS OF WRITE-INS												
3401.												
3402.												
3403.												
3498. Summary of remaining write-ins for Line 34 from overflow page												
3499. Totals (Lines 3401 thru 3403 plus 3498)(Line 34 above)												

(a) Finance and service charges not included in Lines 1 to 35 \$
(b) For health business on indicated lines report: Number of persons insured under PPO managed care products and number of persons insured under indemnity only products



ANNUAL STATEMENT FOR THE YEAR 2013 OF THE First Marine Insurance Co.

EXHIBIT OF PREMIUMS AND LOSSES (Statutory Page 14)

NAIC Group Code 0361

BUSINESS IN THE STATE OF Tennessee

DURING THE YEAR 2013

NAIC Company Code 42722

Line of Business	Gross Premiums, Including Policy and Membership Fees, Less Return Premiums and Premiums on Policies not Taken		3 Dividends Paid or Credited to Policyholders on Direct Business	4 Direct Unearned Premium Reserves	5 Direct Losses Paid (deducting salvage)	6 Direct Losses Incurred	7 Direct Losses Unpaid	8 Direct Defense and Cost Containment Expense Paid	9 Direct Defense and Cost Containment Expense Incurred	10 Direct Defense and Cost Containment Expense Unpaid	11 Commissions and Brokerage Expenses	12 Taxes, Licenses and Fees
	1 Direct Premiums Written	2 Direct Premiums Earned										
1. Fire0	.0	.0	.0	.0	.0	.0	.0	.0	.0	.0	.0
2.1 Allied lines0	.0	.0	.0	.0	.0	.0	.0	.0	.0	.0	.0
2.2 Multiple peril crop0	.0	.0	.0	.0	.0	.0	.0	.0	.0	.0	.0
2.3 Federal flood0	.0	.0	.0	.0	.0	.0	.0	.0	.0	.0	.0
3. Farmowners multiple peril0	.0	.0	.0	.0	.0	.0	.0	.0	.0	.0	.0
4. Homeowners multiple peril0	.0	.0	.0	.0	.0	.0	.0	.0	.0	.0	.0
5.1 Commercial multiple peril (non-liability portion)0	.0	.0	.0	.0	.0	.0	.0	.0	.0	.0	.0
5.2 Commercial multiple peril (liability portion)0	.0	.0	.0	.0	.0	.0	.0	.0	.0	.0	.0
6. Mortgage guaranty0	.0	.0	.0	.0	.0	.0	.0	.0	.0	.0	.0
8. Ocean marine0	.0	.0	.0	.0	.0	.0	.0	.0	.0	.0	.0
9. Inland marine0	.0	.0	.0	.0	.0	.0	.0	.0	.0	.0	3,650
10. Financial guaranty0	.0	.0	.0	.0	.0	.0	.0	.0	.0	.0	.0
11. Medical professional liability0	.0	.0	.0	.0	.0	.0	.0	.0	.0	.0	.0
12. Earthquake0	.0	.0	.0	.0	.0	.0	.0	.0	.0	.0	.0
13. Group accident and health (b)0	.0	.0	.0	.0	.0	.0	.0	.0	.0	.0	.0
14. Credit accident and health (group and individual)0	.0	.0	.0	.0	.0	.0	.0	.0	.0	.0	.0
15.1 Collectively renewable accident and health (b)0	.0	.0	.0	.0	.0	.0	.0	.0	.0	.0	.0
15.2 Non-cancelable accident and health(b)0	.0	.0	.0	.0	.0	.0	.0	.0	.0	.0	.0
15.3 Guaranteed renewable accident and health(b)0	.0	.0	.0	.0	.0	.0	.0	.0	.0	.0	.0
15.4 Non-renewable for stated reasons only (b)0	.0	.0	.0	.0	.0	.0	.0	.0	.0	.0	.0
15.5 Other accident only0	.0	.0	.0	.0	.0	.0	.0	.0	.0	.0	.0
15.6 Medicare Title XVIII exempt from state taxes or fees0	.0	.0	.0	.0	.0	.0	.0	.0	.0	.0	.0
15.7 All other accident and health (b)0	.0	.0	.0	.0	.0	.0	.0	.0	.0	.0	.0
15.8 Federal employees health benefits plan premium (b)0	.0	.0	.0	.0	.0	.0	.0	.0	.0	.0	.0
16. Workers' compensation0	.0	.0	.0	.0	.0	.0	.0	.0	.0	.0	.0
17.1 Other Liability - occurrence0	.0	.0	.0	.0	.0	.0	.0	.0	.0	.0	.0
17.2 Other Liability - claims made0	.0	.0	.0	.0	.0	.0	.0	.0	.0	.0	.0
17.3 Excess workers' compensation0	.0	.0	.0	.0	.0	.0	.0	.0	.0	.0	.0
18. Products liability0	.0	.0	.0	.0	.0	.0	.0	.0	.0	.0	.0
19.1 Private passenger auto no-fault (personal injury protection)0	.0	.0	.0	.0	.0	.0	.0	.0	.0	.0	.0
19.2 Other private passenger auto liability0	.0	.0	.0	.0	.0	.0	.0	.0	.0	.0	.0
19.3 Commercial auto no-fault (personal injury protection)0	.0	.0	.0	.0	.0	.0	.0	.0	.0	.0	.0
19.4 Other commercial auto liability0	.0	.0	.0	.0	.0	.0	.0	.0	.0	.0	.0
21.1 Private passenger auto physical damage0	.0	.0	.0	.0	.0	.0	.0	.0	.0	.0	.0
21.2 Commercial auto physical damage0	.0	.0	.0	.0	.0	.0	.0	.0	.0	.0	.0
22. Aircraft (all perils)0	.0	.0	.0	.0	.0	.0	.0	.0	.0	.0	.0
23. Fidelity0	.0	.0	.0	.0	.0	.0	.0	.0	.0	.0	.0
24. Surety0	.0	.0	.0	.0	.0	.0	.0	.0	.0	.0	.0
26. Burglary and theft0	.0	.0	.0	.0	.0	.0	.0	.0	.0	.0	.0
27. Boiler and machinery0	.0	.0	.0	.0	.0	.0	.0	.0	.0	.0	.0
28. Credit0	.0	.0	.0	.0	.0	.0	.0	.0	.0	.0	.0
30. Warranty0	.0	.0	.0	.0	.0	.0	.0	.0	.0	.0	.0
34. Aggregate write-ins for other lines of business0	.0	.0	.0	.0	.0	.0	.0	.0	.0	.0	.0
35. TOTALS (a)	0	0	0	0	0	0	0	0	0	0	0	3,650
DETAILS OF WRITE-INS												
3401.												
3402.												
3403.												
3498. Summary of remaining write-ins for Line 34 from overflow page0	.0	.0	.0	.0	.0	.0	.0	.0	.0	.0	.0
3499. Totals (Lines 3401 thru 3403 plus 3498)(Line 34 above)	0	0	0	0	0	0	0	0	0	0	0	0

(a) Finance and service charges not included in Lines 1 to 35 \$ 0

(b) For health business on indicated lines report: Number of persons insured under PPO managed care products 0 and number of persons insured under indemnity only products 0



ANNUAL STATEMENT FOR THE YEAR 2013 OF THE First Marine Insurance Co.

EXHIBIT OF PREMIUMS AND LOSSES (Statutory Page 14)

NAIC Group Code 0361 BUSINESS IN THE STATE OF Texas DURING THE YEAR 2013 NAIC Company Code 42722

Line of Business	Gross Premiums, Including Policy and Membership Fees, Less Return Premiums and Premiums on Policies not Taken		3 Dividends Paid or Credited to Policyholders on Direct Business	4 Direct Unearned Premium Reserves	5 Direct Losses Paid (deducting salvage)	6 Direct Losses Incurred	7 Direct Losses Unpaid	8 Direct Defense and Cost Containment Expense Paid	9 Direct Defense and Cost Containment Expense Incurred	10 Direct Defense and Cost Containment Expense Unpaid	11 Commissions and Brokerage Expenses	12 Taxes, Licenses and Fees
	1 Direct Premiums Written	2 Direct Premiums Earned										
1. Fire												
2.1 Allied lines												
2.2 Multiple peril crop												
2.3 Federal flood												
3. Farmowners multiple peril												
4. Homeowners multiple peril												
5.1 Commercial multiple peril (non-liability portion)												
5.2 Commercial multiple peril (liability portion)												
6. Mortgage guaranty												
8. Ocean marine												
9. Inland marine												
10. Financial guaranty												
11. Medical professional liability												
12. Earthquake												
13. Group accident and health (b)												
14. Credit accident and health (group and individual)												
15.1 Collectively renewable accident and health (b)												
15.2 Non-cancelable accident and health(b)												
15.3 Guaranteed renewable accident and health(b)												
15.4 Non-renewable for stated reasons only (b)												
15.5 Other accident only												
15.6 Medicare Title XVIII exempt from state taxes or fees												
15.7 All other accident and health (b)												
15.8 Federal employees health benefits plan premium (b)												
16. Workers' compensation												
17.1 Other Liability - occurrence												
17.2 Other Liability - claims made												
17.3 Excess workers' compensation												
18. Products liability												
19.1 Private passenger auto no-fault (personal injury protection)												
19.2 Other private passenger auto liability												
19.3 Commercial auto no-fault (personal injury protection)												
19.4 Other commercial auto liability												
21.1 Private passenger auto physical damage												
21.2 Commercial auto physical damage												
22. Aircraft (all perils)												
23. Fidelity												
24. Surety												
26. Burglary and theft												
27. Boiler and machinery												
28. Credit												
30. Warranty												
34. Aggregate write-ins for other lines of business												
35. TOTALS (a)												
DETAILS OF WRITE-INS												
3401.												
3402.												
3403.												
3498. Summary of remaining write-ins for Line 34 from overflow page												
3499. Totals (Lines 3401 thru 3403 plus 3498)(Line 34 above)												

(a) Finance and service charges not included in Lines 1 to 35 \$
(b) For health business on indicated lines report: Number of persons insured under PPO managed care products and number of persons insured under indemnity only products



ANNUAL STATEMENT FOR THE YEAR 2013 OF THE First Marine Insurance Co.

EXHIBIT OF PREMIUMS AND LOSSES (Statutory Page 14)

NAIC Group Code 0361 BUSINESS IN THE STATE OF Utah DURING THE YEAR 2013 NAIC Company Code 42722

Line of Business	Gross Premiums, Including Policy and Membership Fees, Less Return Premiums and Premiums on Policies not Taken		3 Dividends Paid or Credited to Policyholders on Direct Business	4 Direct Unearned Premium Reserves	5 Direct Losses Paid (deducting salvage)	6 Direct Losses Incurred	7 Direct Losses Unpaid	8 Direct Defense and Cost Containment Expense Paid	9 Direct Defense and Cost Containment Expense Incurred	10 Direct Defense and Cost Containment Expense Unpaid	11 Commissions and Brokerage Expenses	12 Taxes, Licenses and Fees
	1 Direct Premiums Written	2 Direct Premiums Earned										
1. Fire0	.0	.0	.0	.0	.0	.0	.0	.0	.0	.0	.0
2.1 Allied lines0	.0	.0	.0	.0	.0	.0	.0	.0	.0	.0	.0
2.2 Multiple peril crop0	.0	.0	.0	.0	.0	.0	.0	.0	.0	.0	.0
2.3 Federal flood0	.0	.0	.0	.0	.0	.0	.0	.0	.0	.0	.0
3. Farmowners multiple peril0	.0	.0	.0	.0	.0	.0	.0	.0	.0	.0	.0
4. Homeowners multiple peril0	.0	.0	.0	.0	.0	.0	.0	.0	.0	.0	.0
5.1 Commercial multiple peril (non-liability portion)0	.0	.0	.0	.0	.0	.0	.0	.0	.0	.0	.0
5.2 Commercial multiple peril (liability portion)0	.0	.0	.0	.0	.0	.0	.0	.0	.0	.0	.0
6. Mortgage guaranty0	.0	.0	.0	.0	.0	.0	.0	.0	.0	.0	.0
8. Ocean marine0	.0	.0	.0	.0	.0	.0	.0	.0	.0	.0	.0
9. Inland marine0	.0	.0	.0	.0	.0	.0	.0	.0	.0	.0	1,886
10. Financial guaranty0	.0	.0	.0	.0	.0	.0	.0	.0	.0	.0	.0
11. Medical professional liability0	.0	.0	.0	.0	.0	.0	.0	.0	.0	.0	.0
12. Earthquake0	.0	.0	.0	.0	.0	.0	.0	.0	.0	.0	.0
13. Group accident and health (b)0	.0	.0	.0	.0	.0	.0	.0	.0	.0	.0	.0
14. Credit accident and health (group and individual)0	.0	.0	.0	.0	.0	.0	.0	.0	.0	.0	.0
15.1 Collectively renewable accident and health (b)0	.0	.0	.0	.0	.0	.0	.0	.0	.0	.0	.0
15.2 Non-cancelable accident and health(b)0	.0	.0	.0	.0	.0	.0	.0	.0	.0	.0	.0
15.3 Guaranteed renewable accident and health(b)0	.0	.0	.0	.0	.0	.0	.0	.0	.0	.0	.0
15.4 Non-renewable for stated reasons only (b)0	.0	.0	.0	.0	.0	.0	.0	.0	.0	.0	.0
15.5 Other accident only0	.0	.0	.0	.0	.0	.0	.0	.0	.0	.0	.0
15.6 Medicare Title XVIII exempt from state taxes or fees0	.0	.0	.0	.0	.0	.0	.0	.0	.0	.0	.0
15.7 All other accident and health (b)0	.0	.0	.0	.0	.0	.0	.0	.0	.0	.0	.0
15.8 Federal employees health benefits plan premium (b)0	.0	.0	.0	.0	.0	.0	.0	.0	.0	.0	.0
16. Workers' compensation0	.0	.0	.0	.0	.0	.0	.0	.0	.0	.0	.0
17.1 Other Liability - occurrence0	.0	.0	.0	.0	.0	.0	.0	.0	.0	.0	.0
17.2 Other Liability - claims made0	.0	.0	.0	.0	.0	.0	.0	.0	.0	.0	.0
17.3 Excess workers' compensation0	.0	.0	.0	.0	.0	.0	.0	.0	.0	.0	.0
18. Products liability0	.0	.0	.0	.0	.0	.0	.0	.0	.0	.0	.0
19.1 Private passenger auto no-fault (personal injury protection)0	.0	.0	.0	.0	.0	.0	.0	.0	.0	.0	.0
19.2 Other private passenger auto liability0	.0	.0	.0	.0	.0	.0	.0	.0	.0	.0	.0
19.3 Commercial auto no-fault (personal injury protection)0	.0	.0	.0	.0	.0	.0	.0	.0	.0	.0	.0
19.4 Other commercial auto liability0	.0	.0	.0	.0	.0	.0	.0	.0	.0	.0	.0
21.1 Private passenger auto physical damage0	.0	.0	.0	.0	.0	.0	.0	.0	.0	.0	.0
21.2 Commercial auto physical damage0	.0	.0	.0	.0	.0	.0	.0	.0	.0	.0	.0
22. Aircraft (all perils)0	.0	.0	.0	.0	.0	.0	.0	.0	.0	.0	.0
23. Fidelity0	.0	.0	.0	.0	.0	.0	.0	.0	.0	.0	.0
24. Surety0	.0	.0	.0	.0	.0	.0	.0	.0	.0	.0	.0
26. Burglary and theft0	.0	.0	.0	.0	.0	.0	.0	.0	.0	.0	.0
27. Boiler and machinery0	.0	.0	.0	.0	.0	.0	.0	.0	.0	.0	.0
28. Credit0	.0	.0	.0	.0	.0	.0	.0	.0	.0	.0	.0
30. Warranty0	.0	.0	.0	.0	.0	.0	.0	.0	.0	.0	.0
34. Aggregate write-ins for other lines of business0	.0	.0	.0	.0	.0	.0	.0	.0	.0	.0	.0
35. TOTALS (a)	0	0	0	0	0	0	0	0	0	0	0	1,886
DETAILS OF WRITE-INS												
3401.												
3402.												
3403.												
3498. Summary of remaining write-ins for Line 34 from overflow page0	.0	.0	.0	.0	.0	.0	.0	.0	.0	.0	.0
3499. Totals (Lines 3401 thru 3403 plus 3498)(Line 34 above)	0	0	0	0	0	0	0	0	0	0	0	0

(a) Finance and service charges not included in Lines 1 to 35 \$0
(b) For health business on indicated lines report: Number of persons insured under PPO managed care products0 and number of persons insured under indemnity only products0 .



ANNUAL STATEMENT FOR THE YEAR 2013 OF THE First Marine Insurance Co.

EXHIBIT OF PREMIUMS AND LOSSES (Statutory Page 14)

NAIC Group Code 0361 BUSINESS IN THE STATE OF Vermont DURING THE YEAR 2013 NAIC Company Code 42722

Line of Business	Gross Premiums, Including Policy and Membership Fees, Less Return Premiums and Premiums on Policies not Taken		3 Dividends Paid or Credited to Policyholders on Direct Business	4 Direct Unearned Premium Reserves	5 Direct Losses Paid (deducting salvage)	6 Direct Losses Incurred	7 Direct Losses Unpaid	8 Direct Defense and Cost Containment Expense Paid	9 Direct Defense and Cost Containment Expense Incurred	10 Direct Defense and Cost Containment Expense Unpaid	11 Commissions and Brokerage Expenses	12 Taxes, Licenses and Fees
	1 Direct Premiums Written	2 Direct Premiums Earned										
1. Fire												
2.1 Allied lines												
2.2 Multiple peril crop												
2.3 Federal flood												
3. Farmowners multiple peril												
4. Homeowners multiple peril												
5.1 Commercial multiple peril (non-liability portion)												
5.2 Commercial multiple peril (liability portion)												
6. Mortgage guaranty												
8. Ocean marine												
9. Inland marine												
10. Financial guaranty												
11. Medical professional liability												
12. Earthquake												
13. Group accident and health (b)												
14. Credit accident and health (group and individual)												
15.1 Collectively renewable accident and health (b)												
15.2 Non-cancelable accident and health(b)												
15.3 Guaranteed renewable accident and health(b)												
15.4 Non-renewable for stated reasons only (b)												
15.5 Other accident only												
15.6 Medicare Title XVIII exempt from state taxes or fees												
15.7 All other accident and health (b)												
15.8 Federal employees health benefits plan premium (b)												
16. Workers' compensation												
17.1 Other Liability - occurrence												
17.2 Other Liability - claims made												
17.3 Excess workers' compensation												
18. Products liability												
19.1 Private passenger auto no-fault (personal injury protection)												
19.2 Other private passenger auto liability												
19.3 Commercial auto no-fault (personal injury protection)												
19.4 Other commercial auto liability												
21.1 Private passenger auto physical damage												
21.2 Commercial auto physical damage												
22. Aircraft (all perils)												
23. Fidelity												
24. Surety												
26. Burglary and theft												
27. Boiler and machinery												
28. Credit												
30. Warranty												
34. Aggregate write-ins for other lines of business												
35. TOTALS (a)												
DETAILS OF WRITE-INS												
3401.												
3402.												
3403.												
3498. Summary of remaining write-ins for Line 34 from overflow page												
3499. Totals (Lines 3401 thru 3403 plus 3498)(Line 34 above)												

(a) Finance and service charges not included in Lines 1 to 35 \$
(b) For health business on indicated lines report: Number of persons insured under PPO managed care products and number of persons insured under indemnity only products



ANNUAL STATEMENT FOR THE YEAR 2013 OF THE First Marine Insurance Co.

EXHIBIT OF PREMIUMS AND LOSSES (Statutory Page 14)

NAIC Group Code 0361 BUSINESS IN THE STATE OF Virginia DURING THE YEAR 2013 NAIC Company Code 42722

Line of Business	Gross Premiums, Including Policy and Membership Fees, Less Return Premiums and Premiums on Policies not Taken		3 Dividends Paid or Credited to Policyholders on Direct Business	4 Direct Unearned Premium Reserves	5 Direct Losses Paid (deducting salvage)	6 Direct Losses Incurred	7 Direct Losses Unpaid	8 Direct Defense and Cost Containment Expense Paid	9 Direct Defense and Cost Containment Expense Incurred	10 Direct Defense and Cost Containment Expense Unpaid	11 Commissions and Brokerage Expenses	12 Taxes, Licenses and Fees
	1 Direct Premiums Written	2 Direct Premiums Earned										
1. Fire												
2.1 Allied lines												
2.2 Multiple peril crop												
2.3 Federal flood												
3. Farmowners multiple peril												
4. Homeowners multiple peril												
5.1 Commercial multiple peril (non-liability portion)												
5.2 Commercial multiple peril (liability portion)												
6. Mortgage guaranty												
8. Ocean marine												
9. Inland marine												
10. Financial guaranty												
11. Medical professional liability												
12. Earthquake												
13. Group accident and health (b)												
14. Credit accident and health (group and individual)												
15.1 Collectively renewable accident and health (b)												
15.2 Non-cancelable accident and health(b)												
15.3 Guaranteed renewable accident and health(b)												
15.4 Non-renewable for stated reasons only (b)												
15.5 Other accident only												
15.6 Medicare Title XVIII exempt from state taxes or fees												
15.7 All other accident and health (b)												
15.8 Federal employees health benefits plan premium (b)												
16. Workers' compensation												
17.1 Other Liability - occurrence												
17.2 Other Liability - claims made												
17.3 Excess workers' compensation												
18. Products liability												
19.1 Private passenger auto no-fault (personal injury protection)												
19.2 Other private passenger auto liability												
19.3 Commercial auto no-fault (personal injury protection)												
19.4 Other commercial auto liability												
21.1 Private passenger auto physical damage												
21.2 Commercial auto physical damage												
22. Aircraft (all perils)												
23. Fidelity												
24. Surety												
26. Burglary and theft												
27. Boiler and machinery												
28. Credit												
30. Warranty												
34. Aggregate write-ins for other lines of business												
35. TOTALS (a)												
DETAILS OF WRITE-INS												
3401.												
3402.												
3403.												
3498. Summary of remaining write-ins for Line 34 from overflow page												
3499. Totals (Lines 3401 thru 3403 plus 3498)(Line 34 above)												

(a) Finance and service charges not included in Lines 1 to 35 \$
(b) For health business on indicated lines report: Number of persons insured under PPO managed care products and number of persons insured under indemnity only products



ANNUAL STATEMENT FOR THE YEAR 2013 OF THE First Marine Insurance Co.
EXHIBIT OF PREMIUMS AND LOSSES (Statutory Page 14)

NAIC Group Code 0361 BUSINESS IN THE STATE OF Washington DURING THE YEAR 2013 NAIC Company Code 42722

Line of Business	Gross Premiums, Including Policy and Membership Fees, Less Return Premiums and Premiums on Policies not Taken		3 Dividends Paid or Credited to Policyholders on Direct Business	4 Direct Unearned Premium Reserves	5 Direct Losses Paid (deducting salvage)	6 Direct Losses Incurred	7 Direct Losses Unpaid	8 Direct Defense and Cost Containment Expense Paid	9 Direct Defense and Cost Containment Expense Incurred	10 Direct Defense and Cost Containment Expense Unpaid	11 Commissions and Brokerage Expenses	12 Taxes, Licenses and Fees
	1 Direct Premiums Written	2 Direct Premiums Earned										
1. Fire												
2.1 Allied lines												
2.2 Multiple peril crop												
2.3 Federal flood												
3. Farmowners multiple peril												
4. Homeowners multiple peril												
5.1 Commercial multiple peril (non-liability portion)												
5.2 Commercial multiple peril (liability portion)												
6. Mortgage guaranty												
8. Ocean marine												
9. Inland marine												
10. Financial guaranty												
11. Medical professional liability												
12. Earthquake												
13. Group accident and health (b)												
14. Credit accident and health (group and individual)												
15.1 Collectively renewable accident and health (b)												
15.2 Non-cancelable accident and health(b)												
15.3 Guaranteed renewable accident and health(b)												
15.4 Non-renewable for stated reasons only (b)												
15.5 Other accident only												
15.6 Medicare Title XVIII exempt from state taxes or fees												
15.7 All other accident and health (b)												
15.8 Federal employees health benefits plan premium (b)												
16. Workers' compensation												
17.1 Other Liability - occurrence												
17.2 Other Liability - claims made												
17.3 Excess workers' compensation												
18. Products liability												
19.1 Private passenger auto no-fault (personal injury protection)												
19.2 Other private passenger auto liability												
19.3 Commercial auto no-fault (personal injury protection)												
19.4 Other commercial auto liability												
21.1 Private passenger auto physical damage												
21.2 Commercial auto physical damage												
22. Aircraft (all perils)												
23. Fidelity												
24. Surety												
26. Burglary and theft												
27. Boiler and machinery												
28. Credit												
30. Warranty												
34. Aggregate write-ins for other lines of business												
35. TOTALS (a)												
DETAILS OF WRITE-INS												
3401.												
3402.												
3403.												
3498. Summary of remaining write-ins for Line 34 from overflow page												
3499. Totals (Lines 3401 thru 3403 plus 3498)(Line 34 above)												

(a) Finance and service charges not included in Lines 1 to 35 \$
(b) For health business on indicated lines report: Number of persons insured under PPO managed care products and number of persons insured under indemnity only products



ANNUAL STATEMENT FOR THE YEAR 2013 OF THE First Marine Insurance Co.

EXHIBIT OF PREMIUMS AND LOSSES (Statutory Page 14)

NAIC Group Code 0361 BUSINESS IN THE STATE OF West Virginia DURING THE YEAR 2013 NAIC Company Code 42722

Line of Business	Gross Premiums, Including Policy and Membership Fees, Less Return Premiums and Premiums on Policies not Taken		3 Dividends Paid or Credited to Policyholders on Direct Business	4 Direct Unearned Premium Reserves	5 Direct Losses Paid (deducting salvage)	6 Direct Losses Incurred	7 Direct Losses Unpaid	8 Direct Defense and Cost Containment Expense Paid	9 Direct Defense and Cost Containment Expense Incurred	10 Direct Defense and Cost Containment Expense Unpaid	11 Commissions and Brokerage Expenses	12 Taxes, Licenses and Fees
	1 Direct Premiums Written	2 Direct Premiums Earned										
1. Fire												
2.1 Allied lines												
2.2 Multiple peril crop												
2.3 Federal flood												
3. Farmowners multiple peril												
4. Homeowners multiple peril												
5.1 Commercial multiple peril (non-liability portion)												
5.2 Commercial multiple peril (liability portion)												
6. Mortgage guaranty												
8. Ocean marine												
9. Inland marine												
10. Financial guaranty												
11. Medical professional liability												
12. Earthquake												
13. Group accident and health (b)												
14. Credit accident and health (group and individual)												
15.1 Collectively renewable accident and health (b)												
15.2 Non-cancelable accident and health(b)												
15.3 Guaranteed renewable accident and health(b)												
15.4 Non-renewable for stated reasons only (b)												
15.5 Other accident only												
15.6 Medicare Title XVIII exempt from state taxes or fees												
15.7 All other accident and health (b)												
15.8 Federal employees health benefits plan premium (b)												
16. Workers' compensation												
17.1 Other Liability - occurrence												
17.2 Other Liability - claims made												
17.3 Excess workers' compensation												
18. Products liability												
19.1 Private passenger auto no-fault (personal injury protection)												
19.2 Other private passenger auto liability												
19.3 Commercial auto no-fault (personal injury protection)												
19.4 Other commercial auto liability												
21.1 Private passenger auto physical damage												
21.2 Commercial auto physical damage												
22. Aircraft (all perils)												
23. Fidelity												
24. Surety												
26. Burglary and theft												
27. Boiler and machinery												
28. Credit												
30. Warranty												
34. Aggregate write-ins for other lines of business												
35. TOTALS (a)												
DETAILS OF WRITE-INS												
3401.												
3402.												
3403.												
3498. Summary of remaining write-ins for Line 34 from overflow page												
3499. Totals (Lines 3401 thru 3403 plus 3498)(Line 34 above)												

(a) Finance and service charges not included in Lines 1 to 35 \$
(b) For health business on indicated lines report: Number of persons insured under PPO managed care products and number of persons insured under indemnity only products



ANNUAL STATEMENT FOR THE YEAR 2013 OF THE First Marine Insurance Co.

EXHIBIT OF PREMIUMS AND LOSSES (Statutory Page 14)

NAIC Group Code 0361 BUSINESS IN THE STATE OF Wisconsin DURING THE YEAR 2013 NAIC Company Code 42722

Line of Business	Gross Premiums, Including Policy and Membership Fees, Less Return Premiums and Premiums on Policies not Taken		3 Dividends Paid or Credited to Policyholders on Direct Business	4 Direct Unearned Premium Reserves	5 Direct Losses Paid (deducting salvage)	6 Direct Losses Incurred	7 Direct Losses Unpaid	8 Direct Defense and Cost Containment Expense Paid	9 Direct Defense and Cost Containment Expense Incurred	10 Direct Defense and Cost Containment Expense Unpaid	11 Commissions and Brokerage Expenses	12 Taxes, Licenses and Fees
	1 Direct Premiums Written	2 Direct Premiums Earned										
1. Fire												
2.1 Allied lines												
2.2 Multiple peril crop												
2.3 Federal flood												
3. Farmowners multiple peril												
4. Homeowners multiple peril												
5.1 Commercial multiple peril (non-liability portion)												
5.2 Commercial multiple peril (liability portion)												
6. Mortgage guaranty												
8. Ocean marine												
9. Inland marine												
10. Financial guaranty												
11. Medical professional liability												
12. Earthquake												
13. Group accident and health (b)												
14. Credit accident and health (group and individual)												
15.1 Collectively renewable accident and health (b)												
15.2 Non-cancelable accident and health(b)												
15.3 Guaranteed renewable accident and health(b)												
15.4 Non-renewable for stated reasons only (b)												
15.5 Other accident only												
15.6 Medicare Title XVIII exempt from state taxes or fees												
15.7 All other accident and health (b)												
15.8 Federal employees health benefits plan premium (b)												
16. Workers' compensation												
17.1 Other Liability - occurrence												
17.2 Other Liability - claims made												
17.3 Excess workers' compensation												
18. Products liability												
19.1 Private passenger auto no-fault (personal injury protection)												
19.2 Other private passenger auto liability												
19.3 Commercial auto no-fault (personal injury protection)												
19.4 Other commercial auto liability												
21.1 Private passenger auto physical damage												
21.2 Commercial auto physical damage												
22. Aircraft (all perils)												
23. Fidelity												
24. Surety												
26. Burglary and theft												
27. Boiler and machinery												
28. Credit												
30. Warranty												
34. Aggregate write-ins for other lines of business												
35. TOTALS (a)												
DETAILS OF WRITE-INS												
3401.												
3402.												
3403.												
3498. Summary of remaining write-ins for Line 34 from overflow page												
3499. Totals (Lines 3401 thru 3403 plus 3498)(Line 34 above)												

(a) Finance and service charges not included in Lines 1 to 35 \$
(b) For health business on indicated lines report: Number of persons insured under PPO managed care products and number of persons insured under indemnity only products



ANNUAL STATEMENT FOR THE YEAR 2013 OF THE First Marine Insurance Co.

EXHIBIT OF PREMIUMS AND LOSSES (Statutory Page 14)

NAIC Group Code 0361

BUSINESS IN THE STATE OF Wyoming

DURING THE YEAR 2013

NAIC Company Code 42722

Line of Business	Gross Premiums, Including Policy and Membership Fees, Less Return Premiums and Premiums on Policies not Taken		3 Dividends Paid or Credited to Policyholders on Direct Business	4 Direct Unearned Premium Reserves	5 Direct Losses Paid (deducting salvage)	6 Direct Losses Incurred	7 Direct Losses Unpaid	8 Direct Defense and Cost Containment Expense Paid	9 Direct Defense and Cost Containment Expense Incurred	10 Direct Defense and Cost Containment Expense Unpaid	11 Commissions and Brokerage Expenses	12 Taxes, Licenses and Fees
	1 Direct Premiums Written	2 Direct Premiums Earned										
1. Fire0	.0	.0	.0	.0	.0	.0	.0	.0	.0	.0	.0
2.1 Allied lines0	.0	.0	.0	.0	.0	.0	.0	.0	.0	.0	.0
2.2 Multiple peril crop0	.0	.0	.0	.0	.0	.0	.0	.0	.0	.0	.0
2.3 Federal flood0	.0	.0	.0	.0	.0	.0	.0	.0	.0	.0	.0
3. Farmowners multiple peril0	.0	.0	.0	.0	.0	.0	.0	.0	.0	.0	.0
4. Homeowners multiple peril0	.0	.0	.0	.0	.0	.0	.0	.0	.0	.0	.0
5.1 Commercial multiple peril (non-liability portion)0	.0	.0	.0	.0	.0	.0	.0	.0	.0	.0	.0
5.2 Commercial multiple peril (liability portion)0	.0	.0	.0	.0	.0	.0	.0	.0	.0	.0	.0
6. Mortgage guaranty0	.0	.0	.0	.0	.0	.0	.0	.0	.0	.0	.0
8. Ocean marine0	.0	.0	.0	.0	.0	.0	.0	.0	.0	.0	.0
9. Inland marine0	.0	.0	.0	.0	.0	.0	.0	.0	.0	.0	10,695
10. Financial guaranty0	.0	.0	.0	.0	.0	.0	.0	.0	.0	.0	.0
11. Medical professional liability0	.0	.0	.0	.0	.0	.0	.0	.0	.0	.0	.0
12. Earthquake0	.0	.0	.0	.0	.0	.0	.0	.0	.0	.0	.0
13. Group accident and health (b)0	.0	.0	.0	.0	.0	.0	.0	.0	.0	.0	.0
14. Credit accident and health (group and individual)0	.0	.0	.0	.0	.0	.0	.0	.0	.0	.0	.0
15.1 Collectively renewable accident and health (b)0	.0	.0	.0	.0	.0	.0	.0	.0	.0	.0	.0
15.2 Non-cancelable accident and health(b)0	.0	.0	.0	.0	.0	.0	.0	.0	.0	.0	.0
15.3 Guaranteed renewable accident and health(b)0	.0	.0	.0	.0	.0	.0	.0	.0	.0	.0	.0
15.4 Non-renewable for stated reasons only (b)0	.0	.0	.0	.0	.0	.0	.0	.0	.0	.0	.0
15.5 Other accident only0	.0	.0	.0	.0	.0	.0	.0	.0	.0	.0	.0
15.6 Medicare Title XVIII exempt from state taxes or fees0	.0	.0	.0	.0	.0	.0	.0	.0	.0	.0	.0
15.7 All other accident and health (b)0	.0	.0	.0	.0	.0	.0	.0	.0	.0	.0	.0
15.8 Federal employees health benefits plan premium (b)0	.0	.0	.0	.0	.0	.0	.0	.0	.0	.0	.0
16. Workers' compensation0	.0	.0	.0	.0	.0	.0	.0	.0	.0	.0	.0
17.1 Other Liability - occurrence0	.0	.0	.0	.0	.0	.0	.0	.0	.0	.0	.0
17.2 Other Liability - claims made0	.0	.0	.0	.0	.0	.0	.0	.0	.0	.0	.0
17.3 Excess workers' compensation0	.0	.0	.0	.0	.0	.0	.0	.0	.0	.0	.0
18. Products liability0	.0	.0	.0	.0	.0	.0	.0	.0	.0	.0	.0
19.1 Private passenger auto no-fault (personal injury protection)0	.0	.0	.0	.0	.0	.0	.0	.0	.0	.0	.0
19.2 Other private passenger auto liability0	.0	.0	.0	.0	.0	.0	.0	.0	.0	.0	.0
19.3 Commercial auto no-fault (personal injury protection)0	.0	.0	.0	.0	.0	.0	.0	.0	.0	.0	.0
19.4 Other commercial auto liability0	.0	.0	.0	.0	.0	.0	.0	.0	.0	.0	.0
21.1 Private passenger auto physical damage0	.0	.0	.0	.0	.0	.0	.0	.0	.0	.0	.0
21.2 Commercial auto physical damage0	.0	.0	.0	.0	.0	.0	.0	.0	.0	.0	.0
22. Aircraft (all perils)0	.0	.0	.0	.0	.0	.0	.0	.0	.0	.0	.0
23. Fidelity0	.0	.0	.0	.0	.0	.0	.0	.0	.0	.0	.0
24. Surety0	.0	.0	.0	.0	.0	.0	.0	.0	.0	.0	.0
26. Burglary and theft0	.0	.0	.0	.0	.0	.0	.0	.0	.0	.0	.0
27. Boiler and machinery0	.0	.0	.0	.0	.0	.0	.0	.0	.0	.0	.0
28. Credit0	.0	.0	.0	.0	.0	.0	.0	.0	.0	.0	.0
30. Warranty0	.0	.0	.0	.0	.0	.0	.0	.0	.0	.0	.0
34. Aggregate write-ins for other lines of business0	.0	.0	.0	.0	.0	.0	.0	.0	.0	.0	.0
35. TOTALS (a)0	.0	.0	.0	.0	.0	.0	.0	.0	.0	.0	10,695
DETAILS OF WRITE-INS												
3401.												
3402.												
3403.												
3498. Summary of remaining write-ins for Line 34 from overflow page0	.0	.0	.0	.0	.0	.0	.0	.0	.0	.0	.0
3499. Totals (Lines 3401 thru 3403 plus 3498)(Line 34 above)0	.0	.0	.0	.0	.0	.0	.0	.0	.0	.0	.0

(a) Finance and service charges not included in Lines 1 to 35 \$.0

(b) For health business on indicated lines report: Number of persons insured under PPO managed care products .0 and number of persons insured under indemnity only products .0



ANNUAL STATEMENT FOR THE YEAR 2013 OF THE First Marine Insurance Co.

EXHIBIT OF PREMIUMS AND LOSSES (Statutory Page 14)

NAIC Group Code 0361

BUSINESS IN THE STATE OF Grand Total

DURING THE YEAR 2013

NAIC Company Code 42722

Line of Business	Gross Premiums, Including Policy and Membership Fees, Less Return Premiums and Premiums on Policies not Taken		3 Dividends Paid or Credited to Policyholders on Direct Business	4 Direct Unearned Premium Reserves	5 Direct Losses Paid (deducting salvage)	6 Direct Losses Incurred	7 Direct Losses Unpaid	8 Direct Defense and Cost Containment Expense Paid	9 Direct Defense and Cost Containment Expense Incurred	10 Direct Defense and Cost Containment Expense Unpaid	11 Commissions and Brokerage Expenses	12 Taxes, Licenses and Fees
	1 Direct Premiums Written	2 Direct Premiums Earned										
1. Fire0	.0	.0	.0	.0	.0	.0	.0	.0	.0	.0	.0
2.1 Allied lines0	.0	.0	.0	.0	.0	.0	.0	.0	.0	.0	.0
2.2 Multiple peril crop0	.0	.0	.0	.0	.0	.0	.0	.0	.0	.0	.0
2.3 Federal flood0	.0	.0	.0	.0	.0	.0	.0	.0	.0	.0	.0
3. Farmowners multiple peril0	.0	.0	.0	.0	.0	.0	.0	.0	.0	.0	.0
4. Homeowners multiple peril0	.0	.0	.0	.0	.0	.0	.0	.0	.0	.0	.0
5.1 Commercial multiple peril (non-liability portion)0	.0	.0	.0	.0	.0	.0	.0	.0	.0	.0	.0
5.2 Commercial multiple peril (liability portion)0	.0	.0	.0	.0	.0	.0	.0	.0	.0	.0	.0
6. Mortgage guaranty0	.0	.0	.0	.0	.0	.0	.0	.0	.0	.0	.0
8. Ocean marine0	.0	.0	.0	.0	.0	.0	.0	.0	.0	.0	.0
9. Inland marine0	.0	.0	.0	.0	.0	.0	.0	.0	.0	.0	43,605
10. Financial guaranty0	.0	.0	.0	.0	.0	.0	.0	.0	.0	.0	.0
11. Medical professional liability0	.0	.0	.0	.0	.0	.0	.0	.0	.0	.0	.0
12. Earthquake0	.0	.0	.0	.0	.0	.0	.0	.0	.0	.0	.0
13. Group accident and health (b)0	.0	.0	.0	.0	.0	.0	.0	.0	.0	.0	.0
14. Credit accident and health (group and individual)0	.0	.0	.0	.0	.0	.0	.0	.0	.0	.0	.0
15.1 Collectively renewable accident and health (b)0	.0	.0	.0	.0	.0	.0	.0	.0	.0	.0	.0
15.2 Non-cancelable accident and health(b)0	.0	.0	.0	.0	.0	.0	.0	.0	.0	.0	.0
15.3 Guaranteed renewable accident and health(b)0	.0	.0	.0	.0	.0	.0	.0	.0	.0	.0	.0
15.4 Non-renewable for stated reasons only (b)0	.0	.0	.0	.0	.0	.0	.0	.0	.0	.0	.0
15.5 Other accident only0	.0	.0	.0	.0	.0	.0	.0	.0	.0	.0	.0
15.6 Medicare Title XVIII exempt from state taxes or fees0	.0	.0	.0	.0	.0	.0	.0	.0	.0	.0	.0
15.7 All other accident and health (b)0	.0	.0	.0	.0	.0	.0	.0	.0	.0	.0	.0
15.8 Federal employees health benefits plan premium (b)0	.0	.0	.0	.0	.0	.0	.0	.0	.0	.0	.0
16. Workers' compensation0	.0	.0	.0	.0	.0	.0	.0	.0	.0	.0	.0
17.1 Other Liability - occurrence0	.0	.0	.0	.0	.0	.0	.0	.0	.0	.0	.0
17.2 Other Liability - claims made0	.0	.0	.0	.0	.0	.0	.0	.0	.0	.0	.0
17.3 Excess workers' compensation0	.0	.0	.0	.0	.0	.0	.0	.0	.0	.0	.0
18. Products liability0	.0	.0	.0	.0	.0	.0	.0	.0	.0	.0	.0
19.1 Private passenger auto no-fault (personal injury protection)0	.0	.0	.0	.0	.0	.0	.0	.0	.0	.0	.0
19.2 Other private passenger auto liability0	.0	.0	.0	.0	.0	.0	.0	.0	.0	.0	.0
19.3 Commercial auto no-fault (personal injury protection)0	.0	.0	.0	.0	.0	.0	.0	.0	.0	.0	.0
19.4 Other commercial auto liability0	.0	.0	.0	.0	.0	.0	.0	.0	.0	.0	.0
21.1 Private passenger auto physical damage0	.0	.0	.0	.0	.0	.0	.0	.0	.0	.0	.0
21.2 Commercial auto physical damage0	.0	.0	.0	.0	.0	.0	.0	.0	.0	.0	.0
22. Aircraft (all perils)0	.0	.0	.0	.0	.0	.0	.0	.0	.0	.0	.0
23. Fidelity0	.0	.0	.0	.0	.0	.0	.0	.0	.0	.0	.0
24. Surety0	.0	.0	.0	.0	.0	.0	.0	.0	.0	.0	.0
26. Burglary and theft0	.0	.0	.0	.0	.0	.0	.0	.0	.0	.0	.0
27. Boiler and machinery0	.0	.0	.0	.0	.0	.0	.0	.0	.0	.0	.0
28. Credit0	.0	.0	.0	.0	.0	.0	.0	.0	.0	.0	.0
30. Warranty0	.0	.0	.0	.0	.0	.0	.0	.0	.0	.0	.0
34. Aggregate write-ins for other lines of business0	.0	.0	.0	.0	.0	.0	.0	.0	.0	.0	.0
35. TOTALS (a)	0	0	0	0	0	0	0	0	0	0	0	43,605
DETAILS OF WRITE-INS												
3401.												
3402.												
3403.												
3498. Summary of remaining write-ins for Line 34 from overflow page0	.0	.0	.0	.0	.0	.0	.0	.0	.0	.0	.0
3499. Totals (Lines 3401 thru 3403 plus 3498)(Line 34 above)	0	0	0	0	0	0	0	0	0	0	0	0

(a) Finance and service charges not included in Lines 1 to 35 \$ 0

(b) For health business on indicated lines report: Number of persons insured under PPO managed care products 0 and number of persons insured under indemnity only products 0

ANNUAL STATEMENT FOR THE YEAR 2013 OF THE First Marine Insurance Co.

SCHEDULE F - PART 1

Assumed Reinsurance as of December 31, Current Year (000 OMITTED)

1 ID Number	2 NAIC Com- pany Code	3 Name of Reinsured	4 Domiciliary Jurisdiction	5 Assumed Premium	Reinsurance On		8 Cols. 6 + 7	9 Contingent Commissions Payable	10 Assumed Premiums Receivable	11 Unearned Premium	12 Funds Held By or Deposited With Reinsured Companies	13 Letters of Credit Posted	14 Amount of Assets Pledged or Compensating Balances to Secure Letters of Credit	15 Amount of Assets Pledged or Collateral Held in Trust
					6 Paid Losses and Loss Adjustment Expenses	7 Known Case Losses and LAE								
31-0715697	23469	AMERICAN MODERN HOME INS CO	OH	4,545	232	558	790	0	357	2,156	2,960	0	0	0
0199999. Affiliates - U.S. Intercompany Pooling				4,545	232	558	790	0	357	2,156	2,960	0	0	0
0499999. Total - U.S. Non-Pool				0	0	0	0	0	0	0	0	0	0	0
0799999. Total - Other (Non-U.S.)				0	0	0	0	0	0	0	0	0	0	0
0899999. Total - Affiliates				4,545	232	558	790	0	357	2,156	2,960	0	0	0
0999998. Other U.S. Unaffiliated Insurers Reinsurance for which the total of Column 8 is less than \$100,000				0	0	0	0	0	0	0	0	0	0	0
0999999. Total Other U.S. Unaffiliated Insurers				0	0	0	0	0	0	0	0	0	0	0
1099998. Pools and Associations - Reinsurance for which the total of Column 8 is less than \$100,000 - Mandatory Pools				0	0	0	0	0	0	0	0	0	0	0
1099999. Total Pools, Associations or Other Similar Facilities - Mandatory Pools				0	0	0	0	0	0	0	0	0	0	0
1199998. Pools and Associations - Reinsurance for which the total of Column 8 is less than \$100,000 - Voluntary Pools				0	0	0	0	0	0	0	0	0	0	0
1199999. Total Pools, Associations or Other Similar Facilities - Voluntary Pools				0	0	0	0	0	0	0	0	0	0	0
1299999. Total - Pools and Associations				0	0	0	0	0	0	0	0	0	0	0
1399998. Other Non-U.S. Insurers - Reinsurance for which the total of Column 8 is less than \$100,000				0	0	0	0	0	0	0	0	0	0	0
1399999. Total Other Non-U.S. Insurers				0	0	0	0	0	0	0	0	0	0	0
9999999 Totals				4,545	232	558	790	0	357	2,156	2,960	0	0	0

ANNUAL STATEMENT FOR THE YEAR 2013 OF THE First Marine Insurance Co.

SCHEDULE F - PART 2

Premium Portfolio Reinsurance Effectuated or (Canceled) during Current Year	2019	2018	2017	2016	2015	2014	2013	2012	2011	2010	2009	2008	2007	2006	2005	2004	2003	2002	2001	2000	1999	1998	1997	1996	1995	1994	1993	1992	1991	1990	1989	1988	1987	1986	1985	1984	1983	1982	1981	1980	1979	1978	1977	1976	1975	1974	1973	1972	1971	1970	1969	1968	1967	1966	1965	1964	1963	1962	1961	1960	1959	1958	1957	1956	1955	1954	1953	1952	1951	1950	1949	1948	1947	1946	1945	1944	1943	1942	1941	1940	1939	1938	1937	1936	1935	1934	1933	1932	1931	1930	1929	1928	1927	1926	1925	1924	1923	1922	1921	1920	1919	1918	1917	1916	1915	1914	1913	1912	1911	1910	1909	1908	1907	1906	1905	1904	1903	1902	1901	1900	1899	1898	1897	1896	1895	1894	1893	1892	1891	1890	1889	1888	1887	1886	1885	1884	1883	1882	1881	1880	1879	1878	1877	1876	1875	1874	1873	1872	1871	1870	1869	1868	1867	1866	1865	1864	1863	1862	1861	1860	1859	1858	1857	1856	1855	1854	1853	1852	1851	1850	1849	1848	1847	1846	1845	1844	1843	1842	1841	1840	1839	1838	1837	1836	1835	1834	1833	1832	1831	1830	1829	1828	1827	1826	1825	1824	1823	1822	1821	1820	1819	1818	1817	1816	1815	1814	1813	1812	1811	1810	1809	1808	1807	1806	1805	1804	1803	1802	1801	1800	1799	1798	1797	1796	1795	1794	1793	1792	1791	1790	1789	1788	1787	1786	1785	1784	1783	1782	1781	1780	1779	1778	1777	1776	1775	1774	1773	1772	1771	1770	1769	1768	1767	1766	1765	1764	1763	1762	1761	1760	1759	1758	1757	1756	1755	1754	1753	1752	1751	1750	1749	1748	1747	1746	1745	1744	1743	1742	1741	1740	1739	1738	1737	1736	1735	1734	1733	1732	1731	1730	1729	1728	1727	1726	1725	1724	1723	1722	1721	1720	1719	1718	1717	1716	1715	1714	1713	1712	1711	1710	1709	1708	1707	1706	1705	1704	1703	1702	1701	1700	1699	1698	1697	1696	1695	1694	1693	1692	1691	1690	1689	1688	1687	1686	1685	1684	1683	1682	1681	1680	1679	1678	1677	1676	1675	1674	1673	1672	1671	1670	1669	1668	1667	1666	1665	1664	1663	1662	1661	1660	1659	1658	1657	1656	1655	1654	1653	1652	1651	1650	1649	1648	1647	1646	1645	1644	1643	1642	1641	1640	1639	1638	1637	1636	1635	1634	1633	1632	1631	1630	1629	1628	1627	1626	1625	1624	1623	1622	1621	1620	1619	1618	1617	1616	1615	1614	161
---	------	------	------	------	------	------	------	------	------	------	------	------	------	------	------	------	------	------	------	------	------	------	------	------	------	------	------	------	------	------	------	------	------	------	------	------	------	------	------	------	------	------	------	------	------	------	------	------	------	------	------	------	------	------	------	------	------	------	------	------	------	------	------	------	------	------	------	------	------	------	------	------	------	------	------	------	------	------	------	------	------	------	------	------	------	------	------	------	------	------	------	------	------	------	------	------	------	------	------	------	------	------	------	------	------	------	------	------	------	------	------	------	------	------	------	------	------	------	------	------	------	------	------	------	------	------	------	------	------	------	------	------	------	------	------	------	------	------	------	------	------	------	------	------	------	------	------	------	------	------	------	------	------	------	------	------	------	------	------	------	------	------	------	------	------	------	------	------	------	------	------	------	------	------	------	------	------	------	------	------	------	------	------	------	------	------	------	------	------	------	------	------	------	------	------	------	------	------	------	------	------	------	------	------	------	------	------	------	------	------	------	------	------	------	------	------	------	------	------	------	------	------	------	------	------	------	------	------	------	------	------	------	------	------	------	------	------	------	------	------	------	------	------	------	------	------	------	------	------	------	------	------	------	------	------	------	------	------	------	------	------	------	------	------	------	------	------	------	------	------	------	------	------	------	------	------	------	------	------	------	------	------	------	------	------	------	------	------	------	------	------	------	------	------	------	------	------	------	------	------	------	------	------	------	------	------	------	------	------	------	------	------	------	------	------	------	------	------	------	------	------	------	------	------	------	------	------	------	------	------	------	------	------	------	------	------	------	------	------	------	------	------	------	------	------	------	------	------	------	------	------	------	------	------	------	------	------	------	------	------	------	------	------	------	------	------	------	------	------	------	------	------	------	------	------	------	------	------	------	------	------	------	------	------	------	------	------	------	------	------	------	------	------	------	------	------	------	------	------	------	------	------	------	------	------	------	-----

1 ID Number	2 NAIC Com- pany Code	3 Name of Company	4 Date of Contract	5 Original Premium	6 Reinsurance Premium
NONE					

ANNUAL STATEMENT FOR THE YEAR 2013 OF THE First Marine Insurance Co.

SCHEDULE F - PART 3

Ceded Reinsurance as of December 31, Current Year (000 OMITTED)

1 ID Number	2 NAIC Com- pany Code	3 Name of Reinsurer	4 Domiciliary Jurisdiction	5 Reinsurance Contracts Ceding 75% or More of Direct Premiums Written	6 Reinsurance Premiums Ceded	Reinsurance Recoverable On									Reinsurance Payable		18 Net Amount Recoverable From Reinsurers Cols. 15 - [16 + 17]	19 Funds Held By Company Under Reinsurance Treaties
						7 Paid Losses	8 Paid LAE	9 Known Case Loss Reserves	10 Known Case LAE Reserves	11 IBNR Loss Reserves	12 IBNR LAE Reserves	13 Unearned Premiums	14 Contingent Commis- sions	15 Columns 7 thru 14 Totals	16 Ceded Balances Payable	17 Other Amounts Due to Reinsurers		
31-0715697	23469	AMERICAN MODERN HOME INS CO	OH		0	0	0	0	0	0	0	0	0	0	377	0	(377)	24
0199999. Total Authorized - Affiliates - U.S. Intercompany Pooling					0	0	0	0	0	0	0	0	0	0	377	0	(377)	24
0499999. Total Authorized - Affiliates - U.S. Non-Pool					0	0	0	0	0	0	0	0	0	0	0	0	0	0
0799999. Total Authorized - Affiliates - Other (Non-U.S.)					0	0	0	0	0	0	0	0	0	0	0	0	0	0
0899999. Total Authorized - Affiliates					0	0	0	0	0	0	0	0	0	0	377	0	(377)	24
0999998. Total Authorized - Other U.S. Unaffiliated Insurers (Under \$100,000)					0	0	0	0	0	0	0	0	0	0	0	0	0	0
0999999. Total Authorized - Other U.S. Unaffiliated Insurers					0	0	0	0	0	0	0	0	0	0	0	0	0	0
1299998. Total Authorized - Other Non-U.S. Insurers (Under \$100,000)					0	0	0	0	0	0	0	0	0	0	0	0	0	0
1299999. Total Authorized - Other Non-U.S. Insurers					0	0	0	0	0	0	0	0	0	0	0	0	0	0
1399999. Total Authorized					0	0	0	0	0	0	0	0	0	0	377	0	(377)	24
1799999. Total Unauthorized - Affiliates - U.S. Non-Pool					0	0	0	0	0	0	0	0	0	0	0	0	0	0
2099999. Total Unauthorized - Affiliates - Other (Non-U.S.)					0	0	0	0	0	0	0	0	0	0	0	0	0	0
2199999. Total Unauthorized - Affiliates					0	0	0	0	0	0	0	0	0	0	0	0	0	0
2299998. Total Unauthorized - Other U.S. Unaffiliated Insurers (Under \$100,000)					0	0	0	0	0	0	0	0	0	0	0	0	0	0
2299999. Total Unauthorized - Other U.S. Unaffiliated Insurers					0	0	0	0	0	0	0	0	0	0	0	0	0	0
2599998. Total Unauthorized - Other Non-U.S. Insurers (Under \$100,000)					0	0	0	0	0	0	0	0	0	0	0	0	0	0
2599999. Total Unauthorized - Other Non-U.S. Insurers					0	0	0	0	0	0	0	0	0	0	0	0	0	0
2699999. Total Unauthorized					0	0	0	0	0	0	0	0	0	0	0	0	0	0
3099999. Total Certified - Affiliates - U.S. Non-Pool					0	0	0	0	0	0	0	0	0	0	0	0	0	0
3399999. Total Certified - Affiliates - Other (Non-U.S.)					0	0	0	0	0	0	0	0	0	0	0	0	0	0
3499999. Total Certified - Affiliates					0	0	0	0	0	0	0	0	0	0	0	0	0	0
3599998. Total Certified - Other U.S. Unaffiliated Insurers (Under \$100,000)					0	0	0	0	0	0	0	0	0	0	0	0	0	0
3599999. Total Certified - Other U.S. Unaffiliated Insurers					0	0	0	0	0	0	0	0	0	0	0	0	0	0
3899998. Total Certified - Other Non-U.S. Insurers (Under \$100,000)					0	0	0	0	0	0	0	0	0	0	0	0	0	0
3899999. Total Certified - Other Non-U.S. Insurers					0	0	0	0	0	0	0	0	0	0	0	0	0	0
3999999. Total Certified					0	0	0	0	0	0	0	0	0	0	0	0	0	0
4099999. Total Authorized, Unauthorized and Certified					0	0	0	0	0	0	0	0	0	0	377	0	(377)	24
4199999. Total Protected Cells					0	0	0	0	0	0	0	0	0	0	0	0	0	0
9999999 Totals					0	0	0	0	0	0	0	0	0	0	377	0	(377)	24

NOTE: A. Report the five largest provisional commission rates included in the cedant's reinsurance treaties.
The commission rate to be reported is by contract with ceded premium in excess of \$50,000:

	1 Name of Reinsurer	2 Commission Rate	3 Ceded Premium
1.	0.0000
2.	0.0000
3.	0.0000
4.	0.0000
5.	0.0000

B. Report the five largest reinsurance recoverables reported in Column 15, due from any one reinsurer (based on the total recoverables, Line 9999999, Column 15), the amount of ceded premium, and indicate whether the recoverables are due from an affiliated insurer.

	1 Name of Reinsurer	2 Total Recoverables	3 Ceded Premiums	4 Affiliated
1.	0	0	Yes [] No []
2.	0	0	Yes [] No []
3.	0	0	Yes [] No []
4.	0	0	Yes [] No []
5.	0	0	Yes [] No []

Schedule F - Part 4

N O N E

Schedule F - Part 5

N O N E

Schedule F - Part 5 - Bank Footnote

N O N E

Schedule F - Part 6 - Section 1 - Provision for Reinsurance Ceded to Certified Reinsurers

N O N E

Schedule F - Part 6 - Section 1 - Bank Footnote

N O N E

Schedule F - Part 6 - Section 2 - Provision for Overdue Reinsurance Ceded to Certified Reinsurers

N O N E

Schedule F - Part 7 - Provision for Overdue Authorized Reinsurance

N O N E

Schedule F - Part 8 - Provision for Overdue Reinsurance

N O N E

SCHEDULE F - PART 9

Restatement of Balance Sheet to Identify Net Credit for Reinsurance

	1 As Reported (Net of Ceded)	2 Restatement Adjustments	3 Restated (Gross of Ceded)
ASSETS (Page 2, Col. 3)			
1. Cash and invested assets (Line 12)	5,849,992	0	5,849,992
2. Premiums and considerations (Line 15)	357,315	0	357,315
3. Reinsurance recoverable on loss and loss adjustment expense payments (Line 16.1)	0	0	0
4. Funds held by or deposited with reinsured companies (Line 16.2)	2,960,257	0	2,960,257
5. Other assets	180,663	0	180,663
6. Net amount recoverable from reinsurers	0	(401,705)	(401,705)
7. Protected cell assets (Line 27)	0	0	0
8. Totals (Line 28)	9,348,227	(401,705)	8,946,522
LIABILITIES (Page 3)			
9. Losses and loss adjustment expenses (Lines 1 through 3)	1,001,028	0	1,001,028
10. Taxes, expenses, and other obligations (Lines 4 through 8)	55,563	0	55,563
11. Unearned premiums (Line 9)	2,155,549	0	2,155,549
12. Advance premiums (Line 10)	0	0	0
13. Dividends declared and unpaid (Line 11.1 and 11.2)	0	0	0
14. Ceded reinsurance premiums payable (net of ceding commissions (Line 12)	377,342	(377,342)	0
15. Funds held by company under reinsurance treaties (Line 13)	24,364	(24,364)	0
16. Amounts withheld or retained by company for account of others (Line 14)	0	0	0
17. Provision for reinsurance (Line 16)	0	0	0
18. Other liabilities	32,698	0	32,698
19. Total liabilities excluding protected cell business (Line 26)	3,646,543	(401,705)	3,244,838
20. Protected cell liabilities (Line 27)	0	0	0
21. Surplus as regards policyholders (Line 37)	5,701,684	XXX	5,701,684
22. Totals (Line 38)	9,348,227	(401,705)	8,946,522

NOTE: Is the restatement of this exhibit the result of grossing up balances ceded to affiliates under 100 percent reinsurance or pooling arrangements?

Yes [X] No []

If yes, give full explanation: See Note 26

ANNUAL STATEMENT FOR THE YEAR 2013 OF THE First Marine Insurance Co.

SCHEDULE H - ACCIDENT AND HEALTH EXHIBIT

	Total		Group Accident and Health		Credit Accident and Health (Group and Individual)		Collectively Renewable		Other Individual Contracts									
									Non-Cancelable		Guaranteed Renewable		Non-Renewable for Stated Reasons Only		Other Accident Only		All Other	
	1 Amount	2 %	3 Amount	4 %	5 Amount	6 %	7 Amount	8 %	9 Amount	10 %	11 Amount	12 %	13 Amount	14 %	15 Amount	16 %	17 Amount	18 %
PART 1. - ANALYSIS OF UNDERWRITING OPERATIONS																		
1. Premiums written	632	XXX	0	XXX	0	XXX	0	XXX	632	XXX	0	XXX	0	XXX	0	XXX	0	XXX
2. Premiums earned	553	XXX	0	XXX	0	XXX	0	XXX	553	XXX	0	XXX	0	XXX	0	XXX	0	XXX
3. Incurred claims	0	0.0	0	0.0	0	0.0	0	0.0	0	0.0	0	0.0	0	0.0	0	0.0	0	0.0
4. Cost containment expenses	0	0.0	0	0.0	0	0.0	0	0.0	0	0.0	0	0.0	0	0.0	0	0.0	0	0.0
5. Incurred claims and cost containment expenses (Lines 3 and 4)	0	0.0	0	0.0	0	0.0	0	0.0	0	0.0	0	0.0	0	0.0	0	0.0	0	0.0
6. Increase in contract reserves	0	0.0	0	0.0	0	0.0	0	0.0	0	0.0	0	0.0	0	0.0	0	0.0	0	0.0
7. Commissions (a)	103	18.6	0	0.0	0	0.0	0	0.0	103	18.6	0	0.0	0	0.0	0	0.0	0	0.0
8. Other general insurance expenses	46	8.3	0	0.0	0	0.0	0	0.0	46	8.3	0	0.0	0	0.0	0	0.0	0	0.0
9. Taxes, licenses and fees	74	13.4	0	0.0	0	0.0	0	0.0	74	13.4	0	0.0	0	0.0	0	0.0	0	0.0
10. Total other expenses incurred	223	40.3	0	0.0	0	0.0	0	0.0	223	40.3	0	0.0	0	0.0	0	0.0	0	0.0
11. Aggregate write-ins for deductions	0	0.0	0	0.0	0	0.0	0	0.0	0	0.0	0	0.0	0	0.0	0	0.0	0	0.0
12. Gain from underwriting before dividends or refunds	330	59.7	0	0.0	0	0.0	0	0.0	330	59.7	0	0.0	0	0.0	0	0.0	0	0.0
13. Dividends or refunds	0	0.0	0	0.0	0	0.0	0	0.0	0	0.0	0	0.0	0	0.0	0	0.0	0	0.0
14. Gain from underwriting after dividends or refunds	330	59.7	0	0.0	0	0.0	0	0.0	330	59.7	0	0.0	0	0.0	0	0.0	0	0.0
DETAILS OF WRITE-INS																		
1101.																		
1102.																		
1103.																		
1198. Summary of remaining write-ins for Line 11 from overflow page	0	0.0	0	0.0	0	0.0	0	0.0	0	0.0	0	0.0	0	0.0	0	0.0	0	0.0
1199. Totals (Lines 1101 thru 1103 plus 1198)(Line 11 above)	0	0.0	0	0.0	0	0.0	0	0.0	0	0.0	0	0.0	0	0.0	0	0.0	0	0.0

(a) Includes \$ 0 reported as "Contract, membership and other fees retained by agents."

ANNUAL STATEMENT FOR THE YEAR 2013 OF THE First Marine Insurance Co.

SCHEDULE H - ACCIDENT AND HEALTH EXHIBIT (Continued)

	1	2	3	4	Other Individual Contracts				
					5	6	7	8	9
	Total	Group Accident and Health	Credit Accident and Health (Group and Individual)	Collectively Renewable	Non-Cancelable	Guaranteed Renewable	Non-Renewable for Stated Reasons Only	Other Accident Only	All Other
PART 2. - RESERVES AND LIABILITIES									
A. Premium Reserves:									
1. Unearned premiums	41	0	0	0	0	0	0	0	41
2. Advance premiums	0	0	0	0	0	0	0	0	0
3. Reserve for rate credits	0	0	0	0	0	0	0	0	0
4. Total premium reserves, current year	41	0	0	0	0	0	0	0	41
5. Total premium reserves, prior year	(38)	0	0	0	0	0	0	0	(38)
6. Increase in total premium reserves	79	0	0	0	0	0	0	0	79
B. Contract Reserves:									
1. Additional reserves (a)	0	0	0	0	0	0	0	0	0
2. Reserve for future contingent benefits (deferred maternity and other similar benefits)	0	0	0	0	0	0	0	0	0
3. Total contract reserves, current year	0	0	0	0	0	0	0	0	0
4. Total contract reserves, prior year	0	0	0	0	0	0	0	0	0
5. Increase in contract reserves	0	0	0	0	0	0	0	0	0
C. Claim Reserves and Liabilities:									
1. Total current year	0	0	0	0	0	0	0	0	0
2. Total prior year	0	0	0	0	0	0	0	0	0
3. Increase	0	0	0	0	0	0	0	0	0

PART 3. - TEST OF PRIOR YEAR'S CLAIM RESERVES AND LIABILITIES									
1. Claims paid during the year:									
1.1 On claims incurred prior to current year									
1.2 On claims incurred during current year									
2. Claim reserves and liabilities, December 31, current year:									
2.1 On claims incurred prior to current year									
2.2 On claims incurred during current year									
3. Test:									
3.1 Line 1.1 and 2.1									
3.2 Claim reserves and liabilities, December 31, prior year									
3.3 Line 3.1 minus Line 3.2									

PART 4. - REINSURANCE									
A. Reinsurance Assumed:									
1. Premiums written	632	0	0	0	0	0	0	0	632
2. Premiums earned	553	0	0	0	0	0	0	0	553
3. Incurred claims	0	0	0	0	0	0	0	0	0
4. Commissions	103	0	0	0	0	0	0	0	103
B. Reinsurance Ceded:									
1. Premiums written	0	0	0	0	0	0	0	0	0
2. Premiums earned	0	0	0	0	0	0	0	0	0
3. Incurred claims	0	0	0	0	0	0	0	0	0
4. Commissions	0	0	0	0	0	0	0	0	0

(a) Includes \$0 premium deficiency reserve.

ANNUAL STATEMENT FOR THE YEAR 2013 OF THE First Marine Insurance Co.

SCHEDULE H - PART 5 - HEALTH CLAIMS

	1 Medical	2 Dental	3 Other	4 Total
A. Direct:				
1. Incurred Claims				
2. Beginning claim reserves and liabilities				
3. Ending claim reserves and liabilities				
4. Claims paid				
B. Assumed Reinsurance:				
5. Incurred Claims.....				
6. Beginning claim reserves and liabilities				
7. Ending claim reserves and liabilities				
8. Claims paid				
C. Ceded Reinsurance:				
9. Incurred Claims.....				
10. Beginning claim reserves and liabilities				
11. Ending claim reserves and liabilities				
12. Claims paid				
D. Net:				
13. Incurred Claims.....				
14. Beginning claim reserves and liabilities				
15. Ending claim reserves and liabilities				
16. Claims paid				
E. Net Incurred Claims and Cost Containment Expenses:				
17. Incurred claims and cost containment expenses				
18. Beginning reserves and liabilities				
19. Ending reserves and liabilities				
20. Paid claims and cost containment expenses				

NONE

ANNUAL STATEMENT FOR THE YEAR 2013 OF THE First Marine Insurance Co.												
SCHEDULE P - PART 1A - HOMEOWNERS/FARMOWNERS												
(\$000 OMITTED)												
Years in Which Premiums Were Earned and Losses Were Incurred	Premiums Earned			Loss and Loss Expense Payments								12
	1	2	3	Loss Payments		Defense and Cost Containment Payments		Adjusting and Other Payments		10	11	Number of Claims Reported Direct and Assumed
	Direct and Assumed	Ceded	Net (1 - 2)	4	5	6	7	8	9	Salvage and Subrogation Received	Total Net Paid Cols (4 - 5 + 6 - 7 + 8 - 9)	
1. Prior.....	XXX	XXX	XXX	0	0	0	0	0	0	0	0	XXX
2. 2004.....	206	14	193	103	12	5	1	9	0	1	104	31
3. 2005.....	229	24	205	153	58	7	2	11	2	1	110	35
4. 2006.....	313	25	288	130	4	5	1	14	1	1	144	38
5. 2007.....	312	33	279	132	15	3	0	20	1	15	137	42
6. 2008.....	1,077	182	895	719	198	7	1	87	14	8	599	220
7. 2009.....	1,856	632	1,225	841	240	11	3	130	22	3	717	316
8. 2010.....	2,085	1,048	1,038	921	520	14	8	125	42	5	490	324
9. 2011.....	2,293	1,336	957	1,447	874	13	8	150	66	4	662	437
10. 2012.....	2,465	1,766	699	1,222	962	9	4	152	69	2	348	391
11. 2013.....	2,411	1,623	788	904	608	4	2	138	53	2	384	293
12. Totals	XXX	XXX	XXX	6,571	3,490	77	30	836	270	42	3,694	XXX

	Losses Unpaid				Defense and Cost Containment Unpaid				Adjusting and Other Unpaid		23	24	25
	Case Basis		Bulk + IBNR		Case Basis		Bulk + IBNR				Salvage and Subrogation Anticipated	Total Net Losses and Expenses Unpaid	Number of Claims Outstanding Direct and Assumed
	13	14	15	16	17	18	19	20	21	22			
	Direct and Assumed	Ceded	Direct and Assumed	Ceded	Direct and Assumed	Ceded	Direct and Assumed	Ceded	Direct and Assumed	Ceded			
1. Prior.....	0	0	0	0	0	0	0	0	0	0	0	0	0
2. 2004.....	0	0	0	0	0	0	0	0	0	0	0	0	0
3. 2005.....	0	0	0	0	0	0	0	0	0	0	0	0	0
4. 2006.....	0	0	0	0	0	0	0	0	0	0	0	0	0
5. 2007.....	0	0	0	0	0	0	0	0	0	0	0	0	0
6. 2008.....	1	0	0	0	0	0	0	0	0	0	0	1	0
7. 2009.....	1	2	0	0	1	0	0	0	0	0	0	0	0
8. 2010.....	16	4	0	0	4	0	0	0	1	0	0	16	0
9. 2011.....	13	10	4	2	3	1	0	0	1	0	0	8	1
10. 2012.....	28	23	13	9	4	2	1	1	1	0	0	14	2
11. 2013.....	141	67	67	40	3	4	7	3	8	2	1	109	15
12. Totals	201	105	83	50	14	6	8	4	11	3	1	148	18

	Total Losses and Loss Expenses Incurred			Loss and Loss Expense Percentage (Incurred /Premiums Earned)			Nontabular Discount		34	Net Balance Sheet Reserves After Discount	
	26	27	28	29	30	31	32	33		35	36
	Direct and Assumed	Ceded	Net	Direct and Assumed	Ceded	Net	Loss	Loss Expense		Losses Unpaid	Loss Expenses Unpaid
1. Prior.....	XXX	XXX	XXX	XXX	XXX	XXX	0	0	XXX	0	0
2. 2004.....	117	13	104	56.7	91.8	54.1	0	0	0.5	0	0
3. 2005.....	171	61	110	74.6	253.1	53.5	0	0	0.5	0	0
4. 2006.....	150	6	144	47.8	23.0	50.0	0	0	0.5	0	0
5. 2007.....	154	17	137	49.4	51.1	49.2	0	0	0.5	0	0
6. 2008.....	814	213	600	75.6	117.3	67.1	0	0	0.5	1	0
7. 2009.....	983	267	716	53.0	42.2	58.5	0	0	0.5	(1)	0
8. 2010.....	1,080	574	506	51.8	54.8	48.8	0	0	0.5	12	4
9. 2011.....	1,630	960	670	71.1	71.8	70.0	0	0	0.5	5	3
10. 2012.....	1,431	1,069	362	58.0	60.5	51.7	0	0	0.5	10	4
11. 2013.....	1,271	778	492	52.7	48.0	62.5	0	0	0.5	101	8
12. Totals	XXX	XXX	XXX	XXX	XXX	XXX	0	0	XXX	128	19

ANNUAL STATEMENT FOR THE YEAR 2013 OF THE First Marine Insurance Co.

SCHEDULE P - PART 1B - PRIVATE PASSENGER AUTO LIABILITY/MEDICAL

(\$000 OMITTED)

Years in Which Premiums Were Earned and Losses Were Incurred	Premiums Earned			Loss and Loss Expense Payments								12
	1	2	3	Loss Payments		Defense and Cost Containment Payments		Adjusting and Other Payments		10	11	Number of Claims Reported Direct and Assumed
	Direct and Assumed	Ceded	Net (1 - 2)	4 Direct and Assumed	5 Ceded	6 Direct and Assumed	7 Ceded	8 Direct and Assumed	9 Ceded	Salvage and Subrogation Received	Total Net Paid Cols (4 - 5 + 6 - 7 + 8 - 9)	
1. Prior.....	XXX	XXX	XXX	.0	.0	.0	.0	.0	.0	.0	.0	XXX
2. 2004.....	173	3	170	71	4	3	0	6	0	1	76	13
3. 2005.....	145	4	141	65	7	5	1	5	1	1	66	14
4. 2006.....	130	5	124	46	1	2	0	7	0	1	53	15
5. 2007.....	129	6	123	59	5	4	0	9	1	1	66	18
6. 2008.....	137	10	127	60	1	3	0	8	1	1	69	18
7. 2009.....	141	13	128	67	3	4	1	8	2	0	74	18
8. 2010.....	132	13	119	68	2	4	0	8	3	1	75	18
9. 2011.....	127	13	114	59	1	2	0	6	3	1	63	16
10. 2012.....	138	15	124	56	5	1	0	7	3	1	57	16
11. 2013.....	138	15	123	22	1	0	0	6	2	0	26	14
12. Totals	XXX	XXX	XXX	573	29	29	3	70	16	8	625	XXX

	Losses Unpaid				Defense and Cost Containment Unpaid				Adjusting and Other Unpaid		23	24	25
	Case Basis		Bulk + IBNR		Case Basis		Bulk + IBNR						
	13	14	15	16	17	18	19	20	21	22	Salvage and Subrogation Anticipated	Total Net Losses and Expenses Unpaid	Number of Claims Outstanding Direct and Assumed
	Direct and Assumed	Ceded	Direct and Assumed	Ceded	Direct and Assumed	Ceded	Direct and Assumed	Ceded	Direct and Assumed	Ceded			
1. Prior.....	0	0	0	0	0	0	0	0	0	0	0	0	0
2. 2004.....	0	0	0	0	0	0	0	0	0	0	0	0	0
3. 2005.....	0	0	0	0	0	0	0	0	0	0	0	0	0
4. 2006.....	0	0	0	0	0	0	0	0	0	0	0	0	0
5. 2007.....	0	0	0	0	0	0	0	0	0	0	0	0	0
6. 2008.....	2	0	0	0	0	0	0	0	0	0	0	2	0
7. 2009.....	4	0	0	0	1	0	0	0	0	0	0	5	0
8. 2010.....	7	1	0	0	1	0	0	0	0	0	1	7	0
9. 2011.....	7	0	0	0	1	0	0	0	0	0	1	8	0
10. 2012.....	20	4	0	0	2	1	0	0	0	0	2	17	1
11. 2013.....	41	1	11	1	2	0	1	0	1	0	5	54	3
12. Totals	81	7	12	1	8	1	1	0	2	0	8	94	5

	Total Losses and Loss Expenses Incurred			Loss and Loss Expense Percentage (Incurred /Premiums Earned)			Nontabular Discount		34 Inter-Company Pooling Participation Percentage	Net Balance Sheet Reserves After Discount	
	26 Direct and Assumed	27 Ceded	28 Net	29 Direct and Assumed	30 Ceded	31 Net	32 Loss	33 Loss Expense		35 Losses Unpaid	36 Loss Expenses Unpaid
1. Prior.....	XXX	XXX	XXX	XXX	XXX	XXX	.0	0	XXX	.0	0
2. 2004.....	80	4	76	46.5	157.4	44.6	.0	0	0.5	.0	0
3. 2005.....	75	8	66	51.4	204.5	46.9	.0	0	0.5	.0	0
4. 2006.....	55	1	53	42.2	24.3	42.9	.0	0	0.5	.0	0
5. 2007.....	72	6	66	56.1	99.8	53.9	.0	0	0.5	.0	0
6. 2008.....	73	3	71	53.5	25.7	55.7	.0	0	0.5	.2	0
7. 2009.....	84	5	79	60.0	41.0	61.9	.0	0	0.5	.4	1
8. 2010.....	88	6	82	67.0	48.8	69.0	.0	0	0.5	.6	1
9. 2011.....	75	4	71	59.0	27.1	62.7	.0	0	0.5	.7	2
10. 2012.....	87	13	74	62.9	88.5	59.9	.0	0	0.5	16	2
11. 2013.....	85	6	80	61.8	39.0	64.5	0	0	0.5	50	4
12. Totals	XXX	XXX	XXX	XXX	XXX	XXX	0	0	XXX	85	9

ANNUAL STATEMENT FOR THE YEAR 2013 OF THE First Marine Insurance Co.

SCHEDULE P - PART 1C - COMMERCIAL AUTO/TRUCK LIABILITY/MEDICAL

(\$000 OMITTED)

Years in Which Premiums Were Earned and Losses Were Incurred	Premiums Earned			Loss and Loss Expense Payments								12						
	1 Direct and Assumed	2 Ceded	3 Net (1 - 2)	Loss Payments		Defense and Cost Containment Payments		Adjusting and Other Payments		10 Salvage and Subrogation Received	11 Total Net Paid Cols (4 - 5 + 6 - 7 + 8 - 9)	Number of Claims Reported Direct and Assumed						
				4		5		6					7		8		9	
				Direct and Assumed	Ceded	Direct and Assumed	Ceded	Direct and Assumed	Ceded				Direct and Assumed	Ceded	Direct and Assumed	Ceded		
1. Prior.....	XXX	XXX	XXX	0	0	0	0	0	0	0	0	XXX						
2. 2004.....	26	2	24	9	0	2	0	2	0	0	13	3						
3. 2005.....	19	1	18	3	1	0	0	0	0	0	3	1						
4. 2006.....	21	1	20	11	0	1	0	1	0	0	13	1						
5. 2007.....	21	1	20	5	0	2	0	1	0	1	7	1						
6. 2008.....	22	1	21	4	0	1	0	1	0	0	5	1						
7. 2009.....	23	1	21	11	0	4	0	1	0	0	16	2						
8. 2010.....	26	2	25	4	0	1	0	1	0	0	6	2						
9. 2011.....	37	10	27	8	2	2	0	1	0	0	8	3						
10. 2012.....	53	26	27	12	8	1	1	1	0	0	5	3						
11. 2013.....	67	38	29	6	3	0	0	1	0	0	4	3						
12. Totals	XXX	XXX	XXX	73	13	14	1	9	2	1	79	XXX						

	Losses Unpaid				Defense and Cost Containment Unpaid				Adjusting and Other Unpaid		23	24	25
	Case Basis		Bulk + IBNR		Case Basis		Bulk + IBNR						
	13	14	15	16	17	18	19	20	21	22			
	Direct and Assumed	Ceded	Direct and Assumed	Ceded	Direct and Assumed	Ceded	Direct and Assumed	Ceded	Direct and Assumed	Ceded			
1. Prior.....	0	0	0	0	0	0	0	0	0	0	0	0	0
2. 2004.....	0	0	0	0	0	0	0	0	0	0	0	0	0
3. 2005.....	0	0	0	0	0	0	0	0	0	0	0	0	0
4. 2006.....	0	0	0	0	0	0	0	0	0	0	0	0	0
5. 2007.....	0	0	0	0	0	0	0	0	0	0	0	0	0
6. 2008.....	0	0	0	0	0	0	0	0	0	0	0	0	0
7. 2009.....	2	0	0	0	0	0	0	0	0	0	0	2	0
8. 2010.....	0	0	0	0	0	0	0	0	0	0	0	1	0
9. 2011.....	9	2	3	2	2	0	0	0	0	0	1	11	0
10. 2012.....	4	2	6	5	1	0	1	0	0	0	0	5	0
11. 2013.....	8	6	16	14	0	0	1	1	0	0	0	5	1
12. Totals	22	9	25	20	3	0	2	2	1	0	2	23	1

	Total Losses and Loss Expenses Incurred			Loss and Loss Expense Percentage (Incurred /Premiums Earned)			Nontabular Discount		34 Inter- Company Pooling Participation Percentage	Net Balance Sheet Reserves After Discount	
	26	27	28	29	30	31	32	33		35	36
	Direct and Assumed	Ceded	Net	Direct and Assumed	Ceded	Net	Loss	Loss Expense		Losses Unpaid	Loss Expenses Unpaid
1. Prior.....	XXX	XXX	XXX	XXX	XXX	XXX	0	0	XXX	0	0
2. 2004.....	13	0	13	48.9	3.3	53.3	0	0	0.5	0	0
3. 2005.....	4	1	3	18.2	61.9	16.1	0	0	0.5	0	0
4. 2006.....	13	0	13	63.4	2.2	66.1	0	0	0.5	0	0
5. 2007.....	7	0	7	35.3	4.6	36.8	0	0	0.5	0	0
6. 2008.....	5	0	5	23.4	10.4	24.0	0	0	0.5	0	0
7. 2009.....	18	0	18	78.9	15.1	82.9	0	0	0.5	2	0
8. 2010.....	7	0	7	25.5	12.5	26.5	0	0	0.5	1	0
9. 2011.....	25	6	19	68.7	60.4	71.9	0	0	0.5	9	2
10. 2012.....	25	16	10	47.4	59.6	35.5	0	0	0.5	4	1
11. 2013.....	32	24	8	47.7	61.7	28.9	0	0	0.5	4	0
12. Totals	XXX	XXX	XXX	XXX	XXX	XXX	0	0	XXX	19	4

SCHEDULE P - PART 1D - WORKERS' COMPENSATION
(EXCLUDING EXCESS WORKERS' COMPENSATION)

(\$000 OMITTED)

Years in Which Premiums Were Earned and Losses Were Incurred	Premiums Earned			Loss and Loss Expense Payments								12
	1 Direct and Assumed	2 Ceded	3 Net (1 - 2)	Loss Payments		Defense and Cost Containment Payments		Adjusting and Other Payments		10 Salvage and Subrogation Received	11 Total Net Paid Cols (4 - 5 + 6 - 7 + 8 - 9)	Number of Claims Reported Direct and Assumed
				4	5	6	7	8	9			
				Direct and Assumed	Ceded	Direct and Assumed	Ceded	Direct and Assumed	Ceded			
1. Prior.....	XXX	XXX	XXX	0	0	0	0	0	0	0	0	XXX
2. 2004.....	0	0	0	0	0	0	0	0	0	0	0	0
3. 2005.....	0	0	0	0	0	0	0	0	0	0	0	0
4. 2006.....	0	0	0	0	0	0	0	0	0	0	0	0
5. 2007.....	0	0	0	0	0	0	0	0	0	0	0	0
6. 2008.....	0	0	0	0	0	0	0	0	0	0	0	0
7. 2009.....	0	0	0	0	0	0	0	0	0	0	0	0
8. 2010.....	0	0	0	0	0	0	0	0	0	0	0	0
9. 2011.....	0	0	0	0	0	0	0	0	0	0	0	0
10. 2012.....	0	0	0	0	0	0	0	0	0	0	0	0
11. 2013.....	14	14	0	0	0	0	0	0	0	0	0	0
12. Totals	XXX	XXX	XXX	0	0	0	0	0	0	0	0	XXX

	Losses Unpaid				Defense and Cost Containment Unpaid				Adjusting and Other Unpaid		23	24	25
	Case Basis		Bulk + IBNR		Case Basis		Bulk + IBNR						
	13	14	15	16	17	18	19	20	21	22			
	Direct and Assumed	Ceded	Direct and Assumed	Ceded	Direct and Assumed	Ceded	Direct and Assumed	Ceded	Direct and Assumed	Ceded			
1. Prior.....	0	0	0	0	0	0	0	0	0	0	0	0	0
2. 2004.....	0	0	0	0	0	0	0	0	0	0	0	0	0
3. 2005.....	0	0	0	0	0	0	0	0	0	0	0	0	0
4. 2006.....	0	0	0	0	0	0	0	0	0	0	0	0	0
5. 2007.....	0	0	0	0	0	0	0	0	0	0	0	0	0
6. 2008.....	0	0	0	0	0	0	0	0	0	0	0	0	0
7. 2009.....	0	0	0	0	0	0	0	0	0	0	0	0	0
8. 2010.....	0	0	0	0	0	0	0	0	0	0	0	0	0
9. 2011.....	0	0	0	0	0	0	0	0	0	0	0	0	0
10. 2012.....	0	0	0	0	0	0	0	0	0	0	0	0	0
11. 2013.....	3	3	8	8	0	0	1	1	0	0	0	0	0
12. Totals	3	3	8	8	0	0	1	1	0	0	0	0	0

	Total Losses and Loss Expenses Incurred			Loss and Loss Expense Percentage (Incurred /Premiums Earned)			Nontabular Discount		34	Net Balance Sheet Reserves After Discount	
	26	27	28	29	30	31	32	33	Inter- Company Pooling Participation Percentage	35	36
	Direct and Assumed	Ceded	Net	Direct and Assumed	Ceded	Net	Loss	Loss Expense		Losses Unpaid	Loss Expenses Unpaid
1. Prior.....	XXX	XXX	XXX	XXX	XXX	XXX	0	0	XXX	0	0
2. 2004.....	0	0	0	0.0	0.0	0.0	0	0	0.5	0	0
3. 2005.....	0	0	0	0.0	0.0	0.0	0	0	0.5	0	0
4. 2006.....	0	0	0	0.0	0.0	0.0	0	0	0.5	0	0
5. 2007.....	0	0	0	0.0	0.0	0.0	0	0	0.5	0	0
6. 2008.....	0	0	0	0.0	0.0	0.0	0	0	0.5	0	0
7. 2009.....	0	0	0	0.0	0.0	0.0	0	0	0.5	0	0
8. 2010.....	0	0	0	0.0	0.0	0.0	0	0	0.5	0	0
9. 2011.....	0	0	0	0.0	0.0	0.0	0	0	0.5	0	0
10. 2012.....	0	0	0	0.0	0.0	0.0	0	0	0.5	0	0
11. 2013.....	12	12	0	85.0	85.0	0.0	0	0	0.5	0	0
12. Totals	XXX	XXX	XXX	XXX	XXX	XXX	0	0	XXX	0	0

ANNUAL STATEMENT FOR THE YEAR 2013 OF THE First Marine Insurance Co.

SCHEDULE P - PART 1E - COMMERCIAL MULTIPLE PERIL

(\$000 OMITTED)												
Years in Which Premiums Were Earned and Losses Were Incurred	Premiums Earned			Loss and Loss Expense Payments								12
	1	2	3	Loss Payments		Defense and Cost Containment Payments		Adjusting and Other Payments		10	11	Number of Claims Reported Direct and Assumed
				4	5	6	7	8	9			
Direct and Assumed	Ceded	Net (1 - 2)	Direct and Assumed	Ceded	Direct and Assumed	Ceded	Direct and Assumed	Ceded	Salvage and Subrogation Received	Total Net Paid Cols (4 - 5 + 6 - 7 + 8 - 9)		
1. Prior.....	XXX	XXX	XXX	0	0	0	0	0	0	0	0	XXX
2. 2004.....	93	52	41	30	16	6	3	1	0	0	17	3
3. 2005.....	131	67	64	42	33	7	5	1	0	0	13	3
4. 2006.....	123	77	46	39	21	7	4	1	0	0	22	3
5. 2007.....	147	90	57	50	23	8	4	2	0	0	32	4
6. 2008.....	122	100	22	97	60	8	5	3	1	0	42	6
7. 2009.....	135	80	54	55	26	8	6	2	0	0	31	4
8. 2010.....	130	86	44	44	28	8	7	2	1	0	18	4
9. 2011.....	159	112	48	54	50	4	4	2	1	0	5	4
10. 2012.....	63	37	25	41	19	0	0	2	1	0	22	4
11. 2013.....	80	18	63	31	1	0	0	2	1	0	32	5
12. Totals	XXX	XXX	XXX	482	277	55	39	17	5	0	234	XXX

	Losses Unpaid				Defense and Cost Containment Unpaid				Adjusting and Other Unpaid		23	24	25
	Case Basis		Bulk + IBNR		Case Basis		Bulk + IBNR						
	13	14	15	16	17	18	19	20	21	22			
	Direct and Assumed	Ceded	Direct and Assumed	Ceded	Direct and Assumed	Ceded	Direct and Assumed	Ceded	Direct and Assumed	Ceded			
1. Prior.....	1	0	0	0	0	0	0	0	0	0	0	1	0
2. 2004.....	0	0	0	0	0	0	0	0	0	0	0	0	0
3. 2005.....	0	0	1	1	0	0	0	0	0	0	0	0	0
4. 2006.....	0	0	1	1	0	0	1	1	0	0	0	0	0
5. 2007.....	0	0	0	0	0	0	0	0	0	0	0	0	0
6. 2008.....	2	2	1	1	0	0	1	1	0	0	0	0	0
7. 2009.....	3	3	1	1	0	0	1	1	0	0	0	0	0
8. 2010.....	12	12	2	2	1	1	1	1	1	1	0	0	0
9. 2011.....	11	11	7	7	1	1	4	4	1	1	0	0	0
10. 2012.....	5	4	4	3	0	0	2	2	0	0	0	1	0
11. 2013.....	9	4	8	3	1	0	1	0	1	0	0	12	0
12. Totals	43	36	24	19	4	3	11	10	4	3	0	15	1

	Total Losses and Loss Expenses Incurred			Loss and Loss Expense Percentage (Incurred /Premiums Earned)			Nontabular Discount		34	Net Balance Sheet Reserves After Discount	
	26	27	28	29	30	31	32	33	Inter- Company Pooling Participation Percentage	35	36
	Direct and Assumed	Ceded	Net	Direct and Assumed	Ceded	Net	Loss	Loss Expense		Losses Unpaid	Loss Expenses Unpaid
1. Prior.....	XXX	XXX	XXX	XXX	XXX	XXX	0	0	XXX	1	0
2. 2004.....	37	20	17	39.5	38.5	40.7	0	0	0.5	0	0
3. 2005.....	51	39	13	39.3	57.9	19.9	0	0	0.5	0	0
4. 2006.....	49	27	22	39.8	34.5	48.8	0	0	0.5	0	0
5. 2007.....	59	26	32	39.8	29.3	56.5	0	0	0.5	0	0
6. 2008.....	112	70	42	91.9	70.6	187.1	0	0	0.5	0	0
7. 2009.....	70	39	31	51.9	48.4	57.2	0	0	0.5	0	0
8. 2010.....	70	52	18	53.8	60.7	40.1	0	0	0.5	0	0
9. 2011.....	85	80	5	53.6	71.9	10.6	0	0	0.5	0	0
10. 2012.....	54	30	24	85.3	80.0	93.2	0	0	0.5	1	0
11. 2013.....	53	9	44	65.6	50.0	70.0	0	0	0.5	10	2
12. Totals	XXX	XXX	XXX	XXX	XXX	XXX	0	0	XXX	12	2

Schedule P - Part 1F - Section 1 - Medical Professional Liability - Occurrence

N O N E

Schedule P - Part 1F - Section 2 - Medical Professional Liability - Claims-Made

N O N E

ANNUAL STATEMENT FOR THE YEAR 2013 OF THE First Marine Insurance Co.

SCHEDULE P - PART 1G - SPECIAL LIABILITY (OCEAN MARINE, AIRCRAFT (ALL PERILS),
BOILER AND MACHINERY)

(\$000 OMITTED)

Years in Which Premiums Were Earned and Losses Were Incurred	Premiums Earned			Loss and Loss Expense Payments								12
	1	2	3	Loss Payments		Defense and Cost Containment Payments		Adjusting and Other Payments		10	11	Number of Claims Reported Direct and Assumed
	Direct and Assumed	Ceded	Net (1 - 2)	4 Direct and Assumed	5 Ceded	6 Direct and Assumed	7 Ceded	8 Direct and Assumed	9 Ceded	Salvage and Subrogation Received	Total Net Paid Cols (4 - 5 + 6 - 7 + 8 - 9)	
1. Prior.....	XXX	XXX	XXX	0	0	0	0	0	0	0	0	XXX
2. 2004.....	89	1	89	85	0	4	0	4	0	5	93	XXX
3. 2005.....	85	5	80	101	57	3	2	3	0	7	49	XXX
4. 2006.....	71	1	70	33	0	1	0	3	0	3	36	XXX
5. 2007.....	47	1	46	18	0	1	0	2	0	2	20	XXX
6. 2008.....	40	3	37	31	8	0	0	2	0	2	25	XXX
7. 2009.....	43	5	38	19	0	0	0	2	0	1	21	XXX
8. 2010.....	51	3	48	24	0	1	0	2	1	1	26	XXX
9. 2011.....	59	3	56	38	0	1	0	2	1	2	40	XXX
10. 2012.....	61	3	58	71	0	0	0	3	1	4	72	XXX
11. 2013.....	66	4	62	29	0	0	0	2	1	0	30	XXX
12. Totals	XXX	XXX	XXX	449	66	11	2	24	5	29	411	XXX

	Losses Unpaid				Defense and Cost Containment Unpaid				Adjusting and Other Unpaid		23	24	25
	Case Basis		Bulk + IBNR		Case Basis		Bulk + IBNR						
	13	14	15	16	17	18	19	20	21	22	Salvage and Subrogation Anticipated	Total Net Losses and Expenses Unpaid	Number of Claims Outstanding Direct and Assumed
	Direct and Assumed	Ceded	Direct and Assumed	Ceded	Direct and Assumed	Ceded	Direct and Assumed	Ceded	Direct and Assumed	Ceded			
1. Prior.....	0	0	0	0	0	0	0	0	0	0	0	0	0
2. 2004.....	0	0	0	0	0	0	0	0	0	0	0	0	0
3. 2005.....	0	0	0	0	0	0	0	0	0	0	0	0	0
4. 2006.....	0	0	0	0	0	0	0	0	0	0	0	0	0
5. 2007.....	0	0	0	0	0	0	0	0	0	0	0	0	0
6. 2008.....	0	0	0	0	0	0	0	0	0	0	0	0	0
7. 2009.....	0	0	0	0	0	0	0	0	0	0	0	0	0
8. 2010.....	0	0	0	0	0	0	0	0	0	0	0	0	0
9. 2011.....	0	0	0	0	0	0	0	0	0	0	0	0	0
10. 2012.....	0	0	3	0	0	0	0	0	0	0	0	4	0
11. 2013.....	4	0	2	0	0	0	0	0	0	0	1	6	0
12. Totals.....	5	0	6	0	0	0	0	0	0	0	1	11	1

	Total Losses and Loss Expenses Incurred			Loss and Loss Expense Percentage (Incurred /Premiums Earned)			Nontabular Discount		34 Inter-Company Pooling Participation Percentage	Net Balance Sheet Reserves After Discount	
	26 Direct and Assumed	27 Ceded	28 Net	29 Direct and Assumed	30 Ceded	31 Net	32 Loss	33 Loss Expense		35 Losses Unpaid	36 Loss Expenses Unpaid
1. Prior	XXX	XXX	XXX	XXX	XXX	XXX	0	0	XXX	0	0
2. 2004	93	1	93	104.3	90.2	104.4	0	0	0.5	0	0
3. 2005	107	59	49	126.2	1,244.4	60.5	0	0	0.5	0	0
4. 2006	36	0	36	51.6	18.9	51.9	0	0	0.5	0	0
5. 2007	21	0	21	44.0	18.7	44.3	0	0	0.5	0	0
6. 2008	34	9	25	83.7	251.3	67.9	0	0	0.5	0	0
7. 2009	22	0	21	49.6	5.8	55.4	0	0	0.5	0	0
8. 2010	26	1	26	51.6	18.2	53.7	0	0	0.5	0	0
9. 2011	41	1	40	69.3	29.2	71.5	0	0	0.5	0	0
10. 2012	78	2	76	127.9	62.7	131.4	0	0	0.5	4	0
11. 2013	37	1	36	56.3	29.0	57.8	0	0	0.5	6	0
12. Totals	XXX	XXX	XXX	XXX	XXX	XXX	0	0	XXX	10	1

ANNUAL STATEMENT FOR THE YEAR 2013 OF THE First Marine Insurance Co.

SCHEDULE P - PART 1H - SECTION 1 - OTHER LIABILITY - OCCURRENCE

(\$000 OMITTED)

Years in Which Premiums Were Earned and Losses Were Incurred	Premiums Earned			Loss and Loss Expense Payments								12
	1 Direct and Assumed	2 Ceded	3 Net (1 - 2)	Loss Payments		Defense and Cost Containment Payments		Adjusting and Other Payments		10 Salvage and Subrogation Received	11 Total Net Paid Cols (4 - 5 + 6 - 7 + 8 - 9)	Number of Claims Reported Direct and Assumed
				4 Direct and Assumed	5 Ceded	6 Direct and Assumed	7 Ceded	8 Direct and Assumed	9 Ceded			
1. Prior.....	XXX	XXX	XXX	0	0	0	0	0	0	0	0	XXX
2. 2004.....	224	20	204	76	19	13	3	7	0	7	74	25
3. 2005.....	209	23	186	54	9	12	3	8	1	1	61	25
4. 2006.....	257	27	230	54	11	15	6	9	1	0	61	21
5. 2007.....	239	33	206	65	11	13	5	6	1	0	68	12
6. 2008.....	190	28	162	91	6	12	4	4	1	0	97	9
7. 2009.....	363	23	340	240	6	12	6	3	1	0	243	6
8. 2010.....	271	31	240	65	9	13	5	4	1	1	67	8
9. 2011.....	199	47	153	66	2	10	6	4	2	0	71	8
10. 2012.....	225	24	201	47	5	3	1	3	1	0	45	6
11. 2013.....	214	5	209	17	1	1	0	2	1	0	18	5
12. Totals	XXX	XXX	XXX	776	80	105	38	50	9	10	803	XXX

	Losses Unpaid				Defense and Cost Containment Unpaid				Adjusting and Other Unpaid		23	24	25
	Case Basis		Bulk + IBNR		Case Basis		Bulk + IBNR						
	13	14	15	16	17	18	19	20	21	22			
	Direct and Assumed	Ceded	Direct and Assumed	Ceded	Direct and Assumed	Ceded	Direct and Assumed	Ceded	Direct and Assumed	Ceded			
1. Prior.....	2	0	0	0	1	0	0	0	0	0	0	3	0
2. 2004.....	0	0	0	0	0	0	0	0	0	0	0	0	0
3. 2005.....	1	1	0	0	0	0	0	0	0	0	0	0	0
4. 2006.....	3	2	0	0	0	0	0	0	0	0	0	0	0
5. 2007.....	3	2	0	0	1	0	0	0	0	0	0	1	0
6. 2008.....	2	1	1	1	1	0	0	0	0	0	0	1	0
7. 2009.....	11	10	1	1	1	1	0	0	1	1	0	1	0
8. 2010.....	28	11	2	1	3	1	1	1	1	1	0	19	0
9. 2011.....	29	20	4	5	7	3	2	2	5	5	0	14	1
10. 2012.....	37	2	7	2	5	0	2	1	1	0	1	48	1
11. 2013.....	39	0	23	2	3	0	5	0	2	0	1	70	2
12. Totals	154	51	38	11	22	5	11	5	11	7	1	157	4

	Total Losses and Loss Expenses Incurred			Loss and Loss Expense Percentage (Incurred /Premiums Earned)			Nontabular Discount		34 Inter-Company Pooling Participation Percentage	Net Balance Sheet Reserves After Discount	
	26 Direct and Assumed	27 Ceded	28 Net	29 Direct and Assumed	30 Ceded	31 Net	32 Loss	33 Loss Expense		35 Losses Unpaid	36 Loss Expenses Unpaid
1. Prior.....	XXX	XXX	XXX	XXX	XXX	XXX	0	0	XXX	2	1
2. 2004.....	97	23	74	43.2	114.5	36.1	0	0	0.5	0	0
3. 2005.....	76	15	61	36.1	63.4	32.6	0	0	0.5	0	0
4. 2006.....	82	21	61	31.9	79.5	26.4	0	0	0.5	0	0
5. 2007.....	87	18	69	36.5	55.4	33.5	0	0	0.5	1	0
6. 2008.....	111	13	98	58.3	45.9	60.5	0	0	0.5	1	0
7. 2009.....	270	26	244	74.3	111.9	71.7	0	0	0.5	1	0
8. 2010.....	117	31	86	43.0	99.5	35.8	0	0	0.5	17	2
9. 2011.....	127	43	84	63.9	92.4	55.2	0	0	0.5	9	5
10. 2012.....	105	12	93	46.9	51.5	46.4	0	0	0.5	41	7
11. 2013.....	92	4	88	43.0	80.7	42.1	0	0	0.5	60	10
12. Totals	XXX	XXX	XXX	XXX	XXX	XXX	0	0	XXX	131	26

ANNUAL STATEMENT FOR THE YEAR 2013 OF THE First Marine Insurance Co.

SCHEDULE P - PART 1H - SECTION 2 - OTHER LIABILITY - CLAIMS-MADE

(\$000 OMITTED)

Years in Which Premiums Were Earned and Losses Were Incurred	Premiums Earned			Loss and Loss Expense Payments								12						
	1 Direct and Assumed	2 Ceded	3 Net (1 - 2)	Loss Payments		Defense and Cost Containment Payments		Adjusting and Other Payments		10 Salvage and Subrogation Received	11 Total Net Paid Cols (4 - 5 + 6 - 7 + 8 - 9)	Number of Claims Reported Direct and Assumed						
				4		5		6					7		8		9	
				Direct and Assumed	Ceded	Direct and Assumed	Ceded	Direct and Assumed	Ceded				Direct and Assumed	Ceded	Direct and Assumed	Ceded		
1. Prior.....	XXX	XXX	XXX	0	0	0	0	0	0	0	0	XXX						
2. 2004.....	0	0	0	0	0	0	0	0	0	0	0	0						
3. 2005.....	0	0	0	0	0	0	0	0	0	0	0	0						
4. 2006.....	0	0	0	0	0	0	0	0	0	0	0	0						
5. 2007.....	0	0	0	0	0	0	0	0	0	0	0	0						
6. 2008.....	0	0	0	0	0	0	0	0	0	0	0	0						
7. 2009.....	0	0	0	0	0	0	0	0	0	0	0	0						
8. 2010.....	0	0	0	0	0	0	0	0	0	0	0	0						
9. 2011.....	0	0	0	0	0	0	0	0	0	0	0	0						
10. 2012.....	0	0	0	0	0	0	0	0	0	0	0	0						
11. 2013.....	0	0	0	0	0	0	0	0	0	0	0	0						
12. Totals	XXX	XXX	XXX	0	0	0	0	0	0	0	0	XXX						

	Losses Unpaid				Defense and Cost Containment Unpaid				Adjusting and Other Unpaid		23	24	25
	Case Basis		Bulk + IBNR		Case Basis		Bulk + IBNR						
	13	14	15	16	17	18	19	20	21	22			
	Direct and Assumed	Ceded	Direct and Assumed	Ceded	Direct and Assumed	Ceded	Direct and Assumed	Ceded	Direct and Assumed	Ceded			
1. Prior.....	0	0	0	0	0	0	0	0	0	0	0	0	0
2. 2004.....	0	0	0	0	0	0	0	0	0	0	0	0	0
3. 2005.....	0	0	0	0	0	0	0	0	0	0	0	0	0
4. 2006.....	0	0	0	0	0	0	0	0	0	0	0	0	0
5. 2007.....	0	0	0	0	0	0	0	0	0	0	0	0	0
6. 2008.....	0	0	0	0	0	0	0	0	0	0	0	0	0
7. 2009.....	0	0	0	0	0	0	0	0	0	0	0	0	0
8. 2010.....	0	0	0	0	0	0	0	0	0	0	0	0	0
9. 2011.....	0	0	0	0	0	0	0	0	0	0	0	0	0
10. 2012.....	0	0	0	0	0	0	0	0	0	0	0	0	0
11. 2013.....	0	0	0	0	0	0	0	0	0	0	0	0	0
12. Totals	0	0	0	0	0	0	0	0	0	0	0	0	0

	Total Losses and Loss Expenses Incurred			Loss and Loss Expense Percentage (Incurred /Premiums Earned)			Nontabular Discount		34 Inter- Company Pooling Participation Percentage	Net Balance Sheet Reserves After Discount	
	26	27	28	29	30	31	32	33		35	36
	Direct and Assumed	Ceded	Net	Direct and Assumed	Ceded	Net	Loss	Loss Expense		Losses Unpaid	Loss Expenses Unpaid
1. Prior.....	XXX	XXX	XXX	XXX	XXX	XXX	0	0	XXX	0	0
2. 2004.....	0	0	0	0.0	0.0	0.0	0	0	0.5	0	0
3. 2005.....	0	0	0	0.0	0.0	0.0	0	0	0.5	0	0
4. 2006.....	0	0	0	0.0	0.0	0.0	0	0	0.5	0	0
5. 2007.....	0	0	0	0.0	0.0	0.0	0	0	0.5	0	0
6. 2008.....	0	0	0	0.0	0.0	0.0	0	0	0.5	0	0
7. 2009.....	0	0	0	0.0	0.0	0.0	0	0	0.5	0	0
8. 2010.....	0	0	0	0.0	0.0	0.0	0	0	0.5	0	0
9. 2011.....	0	0	0	0.0	0.0	0.0	0	0	0.5	0	0
10. 2012.....	0	0	0	0.0	0.0	0.0	0	0	0.5	0	0
11. 2013.....	0	0	0	0.0	0.0	0.0	0	0	0.5	0	0
12. Totals	XXX	XXX	XXX	XXX	XXX	XXX	0	0	XXX	0	0

ANNUAL STATEMENT FOR THE YEAR 2013 OF THE First Marine Insurance Co.

SCHEDULE P - PART 11 - SPECIAL PROPERTY (FIRE, ALLIED LINES, INLAND MARINE, EARTHQUAKE, BURGLARY AND THEFT)

(\$000 OMITTED)

Years in Which Premiums Were Earned and Losses Were Incurred	Premiums Earned			Loss and Loss Expense Payments								12
	1 Direct and Assumed	2 Ceded	3 Net (1 - 2)	Loss Payments		Defense and Cost Containment Payments		Adjusting and Other Payments		10 Salvage and Subrogation Received	11 Total Net Paid Cols (4 - 5 + 6 - 7 + 8 - 9)	Number of Claims Reported Direct and Assumed
				4 Direct and Assumed	5 Ceded	6 Direct and Assumed	7 Ceded	8 Direct and Assumed	9 Ceded			
1. Prior	XXX	XXX	XXX	17	5	3	1	1	1	3	15	XXX
2. 2012	2,247	234	2,013	925	69	7	2	63	28	11	896	XXX
3. 2013	2,682	184	2,498	784	31	4	0	65	25	6	796	XXX
4. Totals	XXX	XXX	XXX	1,725	105	14	2	130	54	20	1,707	XXX

	Losses Unpaid				Defense and Cost Containment Unpaid				Adjusting and Other Unpaid		23	24	25
	Case Basis		Bulk + IBNR		Case Basis		Bulk + IBNR						
	13	14	15	16	17	18	19	20	21	22			
	Direct and Assumed	Ceded	Direct and Assumed	Ceded	Direct and Assumed	Ceded	Direct and Assumed	Ceded	Direct and Assumed	Ceded			
1. Prior	27	12	3	1	2	2	1	1	1	0	0	17	0
2. 2012	18	2	12	2	0	0	1	0	1	0	0	26	1
3. 2013	175	10	78	5	6	2	3	0	9	0	3	254	7
4. Totals	220	24	94	9	8	4	4	1	10	1	3	297	9

	Total Losses and Loss Expenses Incurred			Loss and Loss Expense Percentage (Incurred /Premiums Earned)			Nontabular Discount		34 Inter-Company Pooling Participation Percentage	Net Balance Sheet Reserves After Discount	
	26	27	28	29	30	31	32	33		35	36
	Direct and Assumed	Ceded	Net	Direct and Assumed	Ceded	Net	Loss	Loss Expense		Losses Unpaid	Loss Expenses Unpaid
1. Prior	XXX	XXX	XXX	XXX	XXX	XXX	0	0	XXX	17	0
2. 2012	1,026	104	922	45.7	44.6	45.8	0	0	0.5	25	1
3. 2013	1,123	73	1,050	41.9	39.7	42.0	0	0	0.5	238	15
4. Totals	XXX	XXX	XXX	XXX	XXX	XXX	0	0	XXX	281	17

ANNUAL STATEMENT FOR THE YEAR 2013 OF THE First Marine Insurance Co.

SCHEDULE P - PART 1J - AUTO PHYSICAL DAMAGE

(\$000 OMITTED)												
Years in Which Premiums Were Earned and Losses Were Incurred	Premiums Earned			Loss and Loss Expense Payments								12 Number of Claims Reported Direct and Assumed
	1 Direct and Assumed	2 Ceded	3 Net (1 - 2)	Loss Payments		Defense and Cost Containment Payments		Adjusting and Other Payments		10 Salvage and Subrogation Received	11 Total Net Paid Cols (4 - 5 + 6 - 7 + 8 - 9)	
				4 Direct and Assumed	5 Ceded	6 Direct and Assumed	7 Ceded	8 Direct and Assumed	9 Ceded			
1. Prior.....	XXX	XXX	XXX	(2)	0	0	0	1	0	5	(1)	XXX
2. 2012.....	534	120	413	307	81	2	1	29	13	28	243	75
3. 2013.....	446	51	394	161	19	0	0	21	8	10	155	45
4. Totals	XXX	XXX	XXX	466	101	2	1	51	22	43	397	XXX

	Losses Unpaid				Defense and Cost Containment Unpaid				Adjusting and Other Unpaid		23	24	25
	Case Basis		Bulk + IBNR		Case Basis		Bulk + IBNR						
	13	14	15	16	17	18	19	20	21	22			
	Direct and Assumed		Direct and Assumed		Direct and Assumed		Direct and Assumed		Direct and Assumed				
1. Prior	2	0	0	0	0	0	0	0	0	0	0	2	1
2. 2012	5	1	4	2	0	0	0	0	0	0	0	6	1
3. 2013	21	1	(2)	3	0	0	0	0	0	0	1	15	4
4. Totals	28	3	2	4	0	0	0	0	0	0	1	23	7

	Total Losses and Loss Expenses Incurred			Loss and Loss Expense Percentage (Incurred /Premiums Earned)			Nontabular Discount		34 Inter-Company Pooling Participation Percentage	Net Balance Sheet Reserves After Discount	
	26	27	28	29	30	31	32	33		35	36
	Direct and Assumed	Ceded	Net	Direct and Assumed	Ceded	Net	Loss	Loss Expense		Losses Unpaid	Loss Expenses Unpaid
1. Prior.....	XXX	XXX	XXX	XXX	XXX	XXX	0	0	XXX	2	0
2. 2012.....	347	98	249	65.0	81.2	60.2	0	0	0.5	6	0
3. 2013.....	201	32	170	45.2	61.6	43.0	0	0	0.5	15	0
4. Totals	XXX	XXX	XXX	XXX	XXX	XXX	0	0	XXX	23	0

ANNUAL STATEMENT FOR THE YEAR 2013 OF THE First Marine Insurance Co.

SCHEDULE P - PART 1K - FIDELITY/SURETY

(\$000 OMITTED)

Years in Which Premiums Were Earned and Losses Were Incurred	Premiums Earned			Loss and Loss Expense Payments								12
	1 Direct and Assumed	2 Ceded	3 Net (1 - 2)	Loss Payments		Defense and Cost Containment Payments		Adjusting and Other Payments		10 Salvage and Subrogation Received	11 Total Net Paid Cols (4 - 5 + 6 - 7 + 8 - 9)	Number of Claims Reported Direct and Assumed
				4 Direct and Assumed	5 Ceded	6 Direct and Assumed	7 Ceded	8 Direct and Assumed	9 Ceded			
1. Prior.....	XXX	XXX	XXX	0	0	0	0	0	0	0	0	XXX
2. 2012.....	1	0	1	0	0	0	0	0	0	0	0	XXX
3. 2013.....	1	0	1	0	0	0	0	0	0	0	0	XXX
4. Totals	XXX	XXX	XXX	0	0	0	0	0	0	0	0	XXX

	Losses Unpaid				Defense and Cost Containment Unpaid				Adjusting and Other Unpaid		23	24	25
	Case Basis		Bulk + IBNR		Case Basis		Bulk + IBNR						
	13	14	15	16	17	18	19	20	21	22			
	Direct and Assumed	Ceded	Direct and Assumed	Ceded	Direct and Assumed	Ceded	Direct and Assumed	Ceded	Direct and Assumed	Ceded			
1. Prior	0	0	0	0	0	0	0	0	0	0	0	0	0
2. 2012	0	0	0	0	0	0	0	0	0	0	0	0	0
3. 2013	0	0	0	0	0	0	0	0	0	0	0	0	0
4. Totals	0	0	0	0	0	0	0	0	0	0	0	0	0

	Total Losses and Loss Expenses Incurred			Loss and Loss Expense Percentage (Incurred /Premiums Earned)			Nontabular Discount		34 Inter-Company Pooling Participation Percentage	Net Balance Sheet Reserves After Discount	
	26	27	28	29	30	31	32	33		35	36
	Direct and Assumed	Ceded	Net	Direct and Assumed	Ceded	Net	Loss	Loss Expense		Losses Unpaid	Loss Expenses Unpaid
1. Prior.....	XXX	XXX	XXX	XXX	XXX	XXX	0	0	XXX	0	0
2. 2012.....	0	0	0	3.9	0.0	3.5	0	0	0.5	0	0
3. 2013.....	0	0	0	4.5	0.0	4.5	0	0	0.5	0	0
4. Totals	XXX	XXX	XXX	XXX	XXX	XXX	0	0	XXX	0	0

ANNUAL STATEMENT FOR THE YEAR 2013 OF THE First Marine Insurance Co.

SCHEDULE P - PART 1L - OTHER (INCLUDING CREDIT, ACCIDENT AND HEALTH)

(\$000 OMITTED)

Years in Which Premiums Were Earned and Losses Were Incurred	Premiums Earned			Loss and Loss Expense Payments								12
	1 Direct and Assumed	2 Ceded	3 Net (1 - 2)	Loss Payments		Defense and Cost Containment Payments		Adjusting and Other Payments		10 Salvage and Subrogation Received	11 Total Net Paid Cols (4 - 5 + 6 - 7 + 8 - 9)	Number of Claims Reported Direct and Assumed
				4 Direct and Assumed	5 Ceded	6 Direct and Assumed	7 Ceded	8 Direct and Assumed	9 Ceded			
1. Prior.....	XXX	XXX	XXX00000000	XXX
2. 2012.....10000000000	XXX
3. 2013.....11100000000	XXX
4. Totals	XXX	XXX	XXX00000000	XXX

	Losses Unpaid				Defense and Cost Containment Unpaid				Adjusting and Other Unpaid		23	24	25
	Case Basis		Bulk + IBNR		Case Basis		Bulk + IBNR						
	13	14	15	16	17	18	19	20	21	22			
	Direct and Assumed	Ceded	Direct and Assumed	Ceded	Direct and Assumed	Ceded	Direct and Assumed	Ceded	Direct and Assumed	Ceded			
1. Prior	0	0	0	0	0	0	0	0	0	0	0	0	0
2. 2012	0	0	0	0	0	0	0	0	0	0	0	0	0
3. 2013	0	0	0	0	0	0	0	0	0	0	0	0	0
4. Totals	0	0	0	0	0	0	0	0	0	0	0	0	0

	Total Losses and Loss Expenses Incurred			Loss and Loss Expense Percentage (Incurred /Premiums Earned)			Nontabular Discount		34 Inter-Company Pooling Participation Percentage	Net Balance Sheet Reserves After Discount	
	26	27	28	29	30	31	32	33		35	36
	Direct and Assumed	Ceded	Net	Direct and Assumed	Ceded	Net	Loss	Loss Expense		Losses Unpaid	Loss Expenses Unpaid
1. Prior.....	XXX	XXX	XXX	XXX	XXX	XXX	0	0	XXX	0	0
2. 2012.....	0	0	0	17.2	24.3	0.0	0	0	0.5	0	0
3. 2013.....	0	0	0	0.5	0.9	0.0	0	0	0.5	0	0
4. Totals	XXX	XXX	XXX	XXX	XXX	XXX	0	0	XXX	0	0

Schedule P - Part 1M - International

N O N E

Schedule P - Part 1N - Reinsurance - Nonproportional Assumed Property

N O N E

Schedule P - Part 1O - Reinsurance - Nonproportional Assumed Liability

N O N E

Schedule P - Part 1P - Reinsurance - Nonproportional Assumed Financial Lines

N O N E

Schedule P - Part 1R - Section 1 - Products Liability - Occurrence

N O N E

Schedule P - Part 1R - Section 2 - Products Liability - Claims-Made

N O N E

Schedule P - Part 1S - Financial Guaranty/Mortgage Guaranty

N O N E

ANNUAL STATEMENT FOR THE YEAR 2013 OF THE First Marine Insurance Co.

SCHEDULE P - PART 1T - WARRANTY

(\$000 OMITTED)

Years in Which Premiums Were Earned and Losses Were Incurred	Premiums Earned			Loss and Loss Expense Payments								12
	1 Direct and Assumed	2 Ceded	3 Net (1 - 2)	Loss Payments		Defense and Cost Containment Payments		Adjusting and Other Payments		10 Salvage and Subrogation Received	11 Total Net Paid Cols (4 - 5 + 6 - 7 + 8 - 9)	Number of Claims Reported Direct and Assumed
				4	5	6	7	8	9			
				Direct and Assumed	Ceded	Direct and Assumed	Ceded	Direct and Assumed	Ceded			
1. Prior.....	XXX	XXX	XXX	0	0	0	0	0	0	0	0	XXX
2. 2012.....	8	2	6	9	1	0	0	8	3	0	11	20
3. 2013.....	6	2	4	6	1	0	0	7	3	0	10	14
4. Totals	XXX	XXX	XXX	15	2	0	0	14	6	0	21	XXX

	Losses Unpaid				Defense and Cost Containment Unpaid				Adjusting and Other Unpaid		23	24	25
	Case Basis		Bulk + IBNR		Case Basis		Bulk + IBNR						
	13	14	15	16	17	18	19	20	21	22			
	Direct and Assumed	Ceded	Direct and Assumed	Ceded	Direct and Assumed	Ceded	Direct and Assumed	Ceded	Direct and Assumed	Ceded			
1. Prior	0	0	0	0	0	0	0	0	0	0	0	0	0
2. 2012	0	0	0	0	0	0	0	0	0	0	0	0	0
3. 2013	0	0	0	0	0	0	0	0	0	0	0	1	1
4. Totals	0	0	1	0	0	0	0	0	0	0	0	1	1

	Total Losses and Loss Expenses Incurred			Loss and Loss Expense Percentage (Incurred /Premiums Earned)			Nontabular Discount		34	Net Balance Sheet Reserves After Discount	
	26	27	28	29	30	31	32	33	Inter- Company Pooling Participation Percentage	35	36
	Direct and Assumed	Ceded	Net	Direct and Assumed	Ceded	Net	Loss	Loss Expense		Losses Unpaid	Loss Expenses Unpaid
1. Prior	XXX	XXX	XXX	XXX	XXX	XXX	0	0	XXX	0	0
2. 2012	17	5	12	203.0	216.3	197.9	0	0	0.5	0	0
3. 2013	14	3	10	222.5	146.1	265.1	0	0	0.5	1	0
4. Totals	XXX	XXX	XXX	XXX	XXX	XXX	0	0	XXX	1	0

ANNUAL STATEMENT FOR THE YEAR 2013 OF THE First Marine Insurance Co.												
SCHEDULE P - PART 2A - HOMEOWNERS/FARMOWNERS												
Years in Which Losses Were Incurred	INCURRED NET LOSSES AND DEFENSE AND COST CONTAINMENT EXPENSES REPORTED AT YEAR END (\$000 OMITTED)										DEVELOPMENT	
	1 2004	2 2005	3 2006	4 2007	5 2008	6 2009	7 2010	8 2011	9 2012	10 2013	11 One Year	12 Two Year
1. Prior.....	17	11	11	12	11	11	14	13	12	12	0	(1)
2. 2004.....	102	99	95	95	95	95	96	96	96	95	(1)	(1)
3. 2005.....	XXX	118	110	117	113	111	110	99	100	100	0	1
4. 2006.....	XXX	XXX	134	130	134	134	133	132	132	131	(1)	(1)
5. 2007.....	XXX	XXX	XXX	133	132	121	120	119	119	119	0	0
6. 2008.....	XXX	XXX	XXX	XXX	534	528	528	529	529	528	(1)	(1)
7. 2009.....	XXX	XXX	XXX	XXX	XXX	637	609	606	608	608	0	2
8. 2010.....	XXX	XXX	XXX	XXX	XXX	XXX	458	448	433	423	(11)	(26)
9. 2011.....	XXX	XXX	XXX	XXX	XXX	XXX	XXX	632	586	586	0	(46)
10. 2012.....	XXX	XXX	XXX	XXX	XXX	XXX	XXX	XXX	287	277	(10)	XXX
11. 2013.....	XXX	XXX	XXX	XXX	XXX	XXX	XXX	XXX	XXX	402	XXX	XXX
12. Totals											(25)	(73)

SCHEDULE P - PART 2B - PRIVATE PASSENGER AUTO LIABILITY/MEDICAL												
1. Prior.....	62	56	45	39	41	38	39	38	38	39	0	1
2. 2004.....	105	81	72	70	72	71	71	70	71	71	0	0
3. 2005.....	XXX	86	69	61	61	61	62	62	62	62	0	0
4. 2006.....	XXX	XXX	57	49	49	46	47	47	47	47	0	0
5. 2007.....	XXX	XXX	XXX	63	60	61	60	59	58	58	0	(1)
6. 2008.....	XXX	XXX	XXX	XXX	71	69	66	65	64	64	0	(1)
7. 2009.....	XXX	XXX	XXX	XXX	XXX	67	70	72	73	72	(1)	0
8. 2010.....	XXX	XXX	XXX	XXX	XXX	XXX	66	77	78	77	(1)	0
9. 2011.....	XXX	XXX	XXX	XXX	XXX	XXX	XXX	68	68	68	0	0
10. 2012.....	XXX	XXX	XXX	XXX	XXX	XXX	XXX	XXX	77	70	(7)	XXX
11. 2013.....	XXX	XXX	XXX	XXX	XXX	XXX	XXX	XXX	XXX	74	XXX	XXX
12. Totals											(9)	(2)

SCHEDULE P - PART 2C - COMMERCIAL AUTO/TRUCK LIABILITY/MEDICAL												
1. Prior.....	39	36	30	28	29	30	30	30	30	30	0	0
2. 2004.....	13	13	14	12	12	11	11	11	12	11	0	0
3. 2005.....	XXX	4	3	3	3	3	3	3	3	3	0	0
4. 2006.....	XXX	XXX	6	7	14	13	13	13	12	12	0	(1)
5. 2007.....	XXX	XXX	XXX	8	9	7	7	7	7	7	0	0
6. 2008.....	XXX	XXX	XXX	XXX	4	4	3	4	4	5	0	1
7. 2009.....	XXX	XXX	XXX	XXX	XXX	8	11	14	15	17	2	3
8. 2010.....	XXX	XXX	XXX	XXX	XXX	XXX	6	7	5	6	1	(1)
9. 2011.....	XXX	XXX	XXX	XXX	XXX	XXX	XXX	14	14	18	5	4
10. 2012.....	XXX	XXX	XXX	XXX	XXX	XXX	XXX	XXX	8	9	1	XXX
11. 2013.....	XXX	XXX	XXX	XXX	XXX	XXX	XXX	XXX	XXX	8	XXX	XXX
12. Totals											9	7

SCHEDULE P - PART 2D - WORKERS' COMPENSATION (EXCLUDING EXCESS WORKERS' COMPENSATION)												
1. Prior.....	0	0	0	0	0	0	0	0	0	0	0	0
2. 2004.....	0	0	0	0	0	0	0	0	0	0	0	0
3. 2005.....	XXX	0	0	0	0	0	0	0	0	0	0	0
4. 2006.....	XXX	XXX	0	0	0	0	0	0	0	0	0	0
5. 2007.....	XXX	XXX	XXX	0	0	0	0	0	0	0	0	0
6. 2008.....	XXX	XXX	XXX	XXX	0	0	0	0	0	0	0	0
7. 2009.....	XXX	XXX	XXX	XXX	XXX	0	0	0	0	0	0	0
8. 2010.....	XXX	XXX	XXX	XXX	XXX	XXX	0	0	0	0	0	0
9. 2011.....	XXX	XXX	XXX	XXX	XXX	XXX	XXX	0	0	0	0	0
10. 2012.....	XXX	XXX	XXX	XXX	XXX	XXX	XXX	XXX	0	0	0	XXX
11. 2013.....	XXX	XXX	XXX	XXX	XXX	XXX	XXX	XXX	XXX	0	XXX	XXX
12. Totals											0	0

SCHEDULE P - PART 2E - COMMERCIAL MULTIPLE PERIL												
1. Prior.....	74	67	66	46	42	37	38	37	38	38	0	1
2. 2004.....	11	17	21	19	17	16	16	16	16	16	0	0
3. 2005.....	XXX	11	13	17	14	13	13	12	12	12	0	0
4. 2006.....	XXX	XXX	13	26	27	20	24	21	21	21	0	0
5. 2007.....	XXX	XXX	XXX	33	39	30	36	31	31	31	0	0
6. 2008.....	XXX	XXX	XXX	XXX	36	37	39	39	39	39	0	0
7. 2009.....	XXX	XXX	XXX	XXX	XXX	29	36	30	30	30	0	0
8. 2010.....	XXX	XXX	XXX	XXX	XXX	XXX	41	16	17	16	0	0
9. 2011.....	XXX	XXX	XXX	XXX	XXX	XXX	XXX	4	5	4	(1)	0
10. 2012.....	XXX	XXX	XXX	XXX	XXX	XXX	XXX	XXX	25	23	(2)	XXX
11. 2013.....	XXX	XXX	XXX	XXX	XXX	XXX	XXX	XXX	XXX	42	XXX	XXX
12. Totals											(3)	1

SCHEDULE P - PART 2F - SECTION 1 - MEDICAL PROFESSIONAL LIABILITY - OCCURRENCE

Years in Which Losses Were Incurred	INCURRED NET LOSSES AND DEFENSE AND COST CONTAINMENT EXPENSES REPORTED AT YEAR END (\$000 OMITTED)										DEVELOPMENT	
	1 2004	2 2005	3 2006	4 2007	5 2008	6 2009	7 2010	8 2011	9 2012	10 2013	11 One Year	12 Two Year
1. Prior.....												
2. 2004.....												
3. 2005.....	XXX											
4. 2006.....	XXX	XXX										
5. 2007.....	XXX	XXX	XXX									
6. 2008.....	XXX	XXX	XXX	XXX								
7. 2009.....	XXX	XXX	XXX	XXX	XXX							
8. 2010.....	XXX	XXX	XXX	XXX	XXX	XXX						
9. 2011.....	XXX	XXX	XXX	XXX	XXX	XXX	XXX					
10. 2012.....	XXX	XXX	XXX	XXX	XXX	XXX	XXX	XXX				XXX
11. 2013.....	XXX	XXX	XXX	XXX	XXX	XXX	XXX	XXX	XXX		XXX	XXX
12. Totals												

SCHEDULE P - PART 2F - SECTION 2 - MEDICAL PROFESSIONAL LIABILITY - CLAIMS-MADE

1. Prior.....												
2. 2004.....												
3. 2005.....	XXX											
4. 2006.....	XXX	XXX										
5. 2007.....	XXX	XXX	XXX									
6. 2008.....	XXX	XXX	XXX	XXX								
7. 2009.....	XXX	XXX	XXX	XXX	XXX							
8. 2010.....	XXX	XXX	XXX	XXX	XXX	XXX						
9. 2011.....	XXX	XXX	XXX	XXX	XXX	XXX	XXX					
10. 2012.....	XXX	XXX	XXX	XXX	XXX	XXX	XXX	XXX				XXX
11. 2013.....	XXX	XXX	XXX	XXX	XXX	XXX	XXX	XXX	XXX		XXX	XXX
12. Totals												

SCHEDULE P - PART 2G - SPECIAL LIABILITY (OCEAN MARINE, AIRCRAFT (ALL PERILS),
BOILER AND MACHINERY)

1. Prior.....	1	0	0	0	0	0	0	0	0	0	0	0
2. 2004.....	89	88	90	89	89	90	90	89	89	89	0	0
3. 2005.....	XXX	57	41	47	46	46	46	46	46	46	0	0
4. 2006.....	XXX	XXX	35	34	33	34	34	34	34	34	0	0
5. 2007.....	XXX	XXX	XXX	21	20	20	20	20	20	19	(1)	(1)
6. 2008.....	XXX	XXX	XXX	XXX	24	23	23	23	23	23	0	0
7. 2009.....	XXX	XXX	XXX	XXX	XXX	19	20	20	20	20	0	0
8. 2010.....	XXX	XXX	XXX	XXX	XXX	XXX	25	24	25	25	0	1
9. 2011.....	XXX	XXX	XXX	XXX	XXX	XXX	XXX	44	43	39	(4)	(5)
10. 2012.....	XXX	XXX	XXX	XXX	XXX	XXX	XXX	XXX	67	74	7	XXX
11. 2013.....	XXX	XXX	XXX	XXX	XXX	XXX	XXX	XXX	XXX	35	XXX	XXX
12. Totals											2	(5)

SCHEDULE P - PART 2H - SECTION 1 - OTHER LIABILITY - OCCURRENCE

1. Prior.....	71	40	36	35	35	35	30	34	34	35	1	1
2. 2004.....	105	74	84	80	71	72	67	68	67	67	0	(1)
3. 2005.....	XXX	73	68	57	59	55	54	54	54	54	0	0
4. 2006.....	XXX	XXX	75	68	59	55	51	52	52	52	0	0
5. 2007.....	XXX	XXX	XXX	78	72	65	68	67	64	64	(1)	(3)
6. 2008.....	XXX	XXX	XXX	XXX	61	87	98	97	96	95	(1)	(3)
7. 2009.....	XXX	XXX	XXX	XXX	XXX	260	309	248	248	241	(7)	(7)
8. 2010.....	XXX	XXX	XXX	XXX	XXX	XXX	88	100	92	83	(9)	(17)
9. 2011.....	XXX	XXX	XXX	XXX	XXX	XXX	XXX	81	97	82	(15)	1
10. 2012.....	XXX	XXX	XXX	XXX	XXX	XXX	XXX	XXX	107	91	(17)	XXX
11. 2013.....	XXX	XXX	XXX	XXX	XXX	XXX	XXX	XXX	XXX	84	XXX	XXX
12. Totals											(49)	(29)

SCHEDULE P - PART 2H - SECTION 2 - OTHER LIABILITY - CLAIMS-MADE

1. Prior.....	0	0	0	0	0	0	0	0	0	0	0	0
2. 2004.....	0	0	0	0	0	0	0	0	0	0	0	0
3. 2005.....	XXX	0	0	0	0	0	0	0	0	0	0	0
4. 2006.....	XXX	XXX	0	0	0	0	0	0	0	0	0	0
5. 2007.....	XXX	XXX	XXX	0	0	0	0	0	0	0	0	0
6. 2008.....	XXX	XXX	XXX	XXX	0	0	0	0	0	0	0	0
7. 2009.....	XXX	XXX	XXX	XXX	XXX	0	0	0	0	0	0	0
8. 2010.....	XXX	XXX	XXX	XXX	XXX	XXX	0	0	0	0	0	0
9. 2011.....	XXX	XXX	XXX	XXX	XXX	XXX	XXX	0	0	0	0	0
10. 2012.....	XXX	XXX	XXX	XXX	XXX	XXX	XXX	XXX	0	0	0	XXX
11. 2013.....	XXX	XXX	XXX	XXX	XXX	XXX	XXX	XXX	XXX	0	XXX	XXX
12. Totals											0	0

ANNUAL STATEMENT FOR THE YEAR 2013 OF THE First Marine Insurance Co.

SCHEDULE P - PART 2I - SPECIAL PROPERTY (FIRE, ALLIED LINES, INLAND MARINE, EARTHQUAKE, BURGLARY, AND THEFT)

Years in Which Losses Were Incurred	INCURRED NET LOSSES AND DEFENSE AND COST CONTAINMENT EXPENSES REPORTED AT YEAR END (\$000 OMITTED)										DEVELOPMENT	
	1 2004	2 2005	3 2006	4 2007	5 2008	6 2009	7 2010	8 2011	9 2012	10 2013	11 One Year	12 Two Year
1. Prior.....	XXX	XXX	XXX	XXX	XXX	XXX	XXX	240	197	186	(12)	(55)
2. 2012.....	XXX	XXX	XXX	XXX	XXX	XXX	XXX	XXX	920	886	(33)	XXX
3. 2013.....	XXX	XXX	XXX	XXX	XXX	XXX	XXX	XXX	XXX	1,002	XXX	XXX
4. Totals											(45)	(55)

SCHEDULE P - PART 2J - AUTO PHYSICAL DAMAGE

1. Prior.....	XXX	XXX	XXX	XXX	XXX	XXX	XXX	47	23	19	(4)	(28)
2. 2012.....	XXX	XXX	XXX	XXX	XXX	XXX	XXX	XXX	255	233	(22)	XXX
3. 2013.....	XXX	XXX	XXX	XXX	XXX	XXX	XXX	XXX	XXX	157	XXX	XXX
4. Totals											(26)	(28)

SCHEDULE P - PART 2K - FIDELITY/SURETY

1. Prior.....	XXX	XXX	XXX	XXX	XXX	XXX	XXX	0	0	0	0	0
2. 2012.....	XXX	XXX	XXX	XXX	XXX	XXX	XXX	XXX	0	0	0	XXX
3. 2013.....	XXX	XXX	XXX	XXX	XXX	XXX	XXX	XXX	XXX	0	XXX	XXX
4. Totals											0	0

SCHEDULE P - PART 2L - OTHER (INCLUDING CREDIT, ACCIDENT AND HEALTH)

1. Prior.....	XXX	XXX	XXX	XXX	XXX	XXX	XXX					
2. 2012.....	XXX	XXX	XXX	XXX	XXX	XXX	XXX	XXX				XXX
3. 2013.....	XXX	XXX	XXX	XXX	XXX	XXX	XXX	XXX	XXX		XXX	XXX
4. Totals												

NONE

SCHEDULE P - PART 2M - INTERNATIONAL

1. Prior.....												
2. 2004.....												
3. 2005.....	XXX											
4. 2006.....	XXX	XXX										
5. 2007.....	XXX	XXX	XXX									
6. 2008.....	XXX	XXX	XXX	XXX								
7. 2009.....	XXX	XXX	XXX	XXX	XXX							
8. 2010.....	XXX	XXX	XXX	XXX	XXX	XXX						
9. 2011.....	XXX	XXX	XXX	XXX	XXX	XXX	XXX					
10. 2012.....	XXX	XXX	XXX	XXX	XXX	XXX	XXX	XXX				XXX
11. 2013.....	XXX	XXX	XXX	XXX	XXX	XXX	XXX	XXX	XXX		XXX	XXX
12. Totals												

NONE

Schedule P - Part 2N - Reinsurance - Nonproportional Assumed Property

N O N E

Schedule P - Part 2O - Reinsurance - Nonproportional Assumed Liability

N O N E

Schedule P - Part 2P - Reinsurance - Nonproportional Assumed Financial Lines

N O N E

ANNUAL STATEMENT FOR THE YEAR 2013 OF THE First Marine Insurance Co.

SCHEDULE P - PART 2R - SECTION 1 - PRODUCTS LIABILITY - OCCURENCE

Years in Which Losses Were Incurred	INCURRED NET LOSSES AND DEFENSE AND COST CONTAINMENT EXPENSES REPORTED AT YEAR END (\$000 OMITTED)										DEVELOPMENT	
	1 2004	2 2005	3 2006	4 2007	5 2008	6 2009	7 2010	8 2011	9 2012	10 2013	11 One Year	12 Two Year
1. Prior.....												
2. 2004.....												
3. 2005.....	XXX											
4. 2006.....	XXX	XXX										
5. 2007.....	XXX	XXX	XXX									
6. 2008.....	XXX	XXX	XXX	XXX								
7. 2009.....	XXX	XXX	XXX	XXX	XXX							
8. 2010.....	XXX	XXX	XXX	XXX	XXX	XXX						
9. 2011.....	XXX	XXX	XXX	XXX	XXX	XXX	XXX					
10. 2012.....	XXX	XXX	XXX	XXX	XXX	XXX	XXX	XXX				XXX
11. 2013.....	XXX	XXX	XXX	XXX	XXX	XXX	XXX	XXX	XXX		XXX	XXX
12. Totals												

SCHEDULE P - PART 2R - SECTION 2 - PRODUCTS LIABILITY - CLAIMS-MADE

1. Prior.....												
2. 2004.....												
3. 2005.....	XXX											
4. 2006.....	XXX	XXX										
5. 2007.....	XXX	XXX	XXX									
6. 2008.....	XXX	XXX	XXX	XXX								
7. 2009.....	XXX	XXX	XXX	XXX	XXX							
8. 2010.....	XXX	XXX	XXX	XXX	XXX	XXX						
9. 2011.....	XXX	XXX	XXX	XXX	XXX	XXX	XXX					
10. 2012.....	XXX	XXX	XXX	XXX	XXX	XXX	XXX	XXX				XXX
11. 2013.....	XXX	XXX	XXX	XXX	XXX	XXX	XXX	XXX	XXX		XXX	XXX
12. Totals												

SCHEDULE P - PART 2S - FINANCIAL GUARANTY/MORTGAGE GUARANTY

1. Prior.....	XXX	XXX	XXX	XXX	XXX	XXX	XXX					
2. 2012.....	XXX	XXX	XXX	XXX	XXX	XXX	XXX	XXX				XXX
3. 2013.....	XXX	XXX	XXX	XXX	XXX	XXX	XXX	XXX	XXX		XXX	XXX
4. Totals												

SCHEDULE P - PART 2T - WARRANTY

1. Prior.....	XXX	XXX	XXX	XXX	XXX	XXX	XXX	0	1	1	0	1
2. 2012.....	XXX	XXX	XXX	XXX	XXX	XXX	XXX	XXX	8	8	0	XXX
3. 2013.....	XXX	XXX	XXX	XXX	XXX	XXX	XXX	XXX	XXX	6	XXX	XXX
4. Totals											0	1

ANNUAL STATEMENT FOR THE YEAR 2013 OF THE First Marine Insurance Co.

SCHEDULE P - PART 3A - HOMEOWNERS/FARMOWNERS

Years in Which Losses Were Incurred	CUMULATIVE PAID NET LOSSES AND DEFENSE AND COST CONTAINMENT EXPENSES REPORTED AT YEAR END (\$000 OMITTED)										11 Number of Claims Closed With Loss Payment	12 Number of Claims Closed Without Loss Payment
	1	2	3	4	5	6	7	8	9	10		
	2004	2005	2006	2007	2008	2009	2010	2011	2012	2013		
1. Prior.....	.000	.6	.8	.11	.11	.11	.11	.12	.12	.12	.0	.0
2. 2004.....	.69	.92	.94	.94	.95	.95	.95	.95	.95	.95	.19	.12
3. 2005.....	XXX	.57	.93	.95	.97	.99	.99	.99	.99	100	.23	.13
4. 2006.....	XXX	XXX	.91	122	128	131	130	130	131	131	.23	.14
5. 2007.....	XXX	XXX	XXX	101	125	117	119	119	119	119	.27	.15
6. 2008.....	XXX	XXX	XXX	XXX	422	513	519	524	525	526	.159	.61
7. 2009.....	XXX	XXX	XXX	XXX	XXX	536	590	.601	.606	.608	.210	.106
8. 2010.....	XXX	XXX	XXX	XXX	XXX	XXX	355	.410	.402	.407	.209	.114
9. 2011.....	XXX	XXX	XXX	XXX	XXX	XXX	XXX	.506	.569	.578	.302	.134
10. 2012.....	XXX	XXX	XXX	XXX	XXX	XXX	XXX	XXX	.205	.264	.259	.131
11. 2013.....	XXX	XXX	XXX	XXX	XXX	XXX	XXX	XXX	XXX	.299	.178	.100

SCHEDULE P - PART 3B - PRIVATE PASSENGER AUTO LIABILITY/MEDICAL

1. Prior.....	.000	.24	.33	.35	.36	.37	.38	.38	.38	.38	.1	.0
2. 2004.....	.24	.51	.62	.65	.69	.70	.70	.70	.70	.70	.7	.6
3. 2005.....	XXX	.20	.47	.53	.57	.60	.61	.62	.62	.62	.8	.6
4. 2006.....	XXX	XXX	.20	.35	.43	.44	.46	.46	.46	.47	.8	.7
5. 2007.....	XXX	XXX	XXX	.21	.42	.51	.55	.57	.57	.58	.7	.11
6. 2008.....	XXX	XXX	XXX	XXX	.21	.47	.56	.59	.60	.62	.8	.11
7. 2009.....	XXX	XXX	XXX	XXX	XXX	.24	.48	.58	.66	.67	.8	.11
8. 2010.....	XXX	XXX	XXX	XXX	XXX	XXX	.17	.50	.63	.70	.7	.11
9. 2011.....	XXX	XXX	XXX	XXX	XXX	XXX	XXX	.25	.50	.60	.7	.9
10. 2012.....	XXX	XXX	XXX	XXX	XXX	XXX	XXX	XXX	.28	.53	.6	.9
11. 2013.....	XXX	XXX	XXX	XXX	XXX	XXX	XXX	XXX	XXX	.22	.4	.7

SCHEDULE P - PART 3C - COMMERCIAL AUTO/TRUCK LIABILITY/MEDICAL

1. Prior.....	.000	.17	.21	.25	.27	.30	.30	.30	.30	.30	.0	.0
2. 2004.....	.4	.6	.7	.11	.11	.11	.11	.11	.11	.11	.2	.1
3. 2005.....	XXX	.2	.3	.3	.2	.3	.3	.3	.3	.3	.1	.0
4. 2006.....	XXX	XXX	.2	.5	.6	.11	.11	.11	.12	.12	.1	.0
5. 2007.....	XXX	XXX	XXX	.2	.6	.6	.6	.7	.7	.7	.1	.0
6. 2008.....	XXX	XXX	XXX	XXX	.2	.3	.3	.3	.3	.5	.1	.0
7. 2009.....	XXX	XXX	XXX	XXX	XXX	.3	.6	.10	.11	.15	.2	.1
8. 2010.....	XXX	XXX	XXX	XXX	XXX	XXX	.2	.4	.5	.5	.1	.1
9. 2011.....	XXX	XXX	XXX	XXX	XXX	XXX	XXX	.3	.5	.8	.2	.1
10. 2012.....	XXX	XXX	XXX	XXX	XXX	XXX	XXX	XXX	.3	.4	.2	.1
11. 2013.....	XXX	XXX	XXX	XXX	XXX	XXX	XXX	XXX	XXX	.3	.2	.1

SCHEDULE P - PART 3D - WORKERS' COMPENSATION
(EXCLUDING EXCESS WORKERS' COMPENSATION)

1. Prior.....	.000	.0	.0	.0	.0	.0	.0	.0	.0	.0	.0	.0
2. 2004.....	.0	.0	.0	.0	.0	.0	.0	.0	.0	.0	.0	.0
3. 2005.....	XXX	.0	.0	.0	.0	.0	.0	.0	.0	.0	.0	.0
4. 2006.....	XXX	XXX	.0	.0	.0	.0	.0	.0	.0	.0	.0	.0
5. 2007.....	XXX	XXX	XXX	.0	.0	.0	.0	.0	.0	.0	.0	.0
6. 2008.....	XXX	XXX	XXX	XXX	.0	.0	.0	.0	.0	.0	.0	.0
7. 2009.....	XXX	XXX	XXX	XXX	XXX	.0	.0	.0	.0	.0	.0	.0
8. 2010.....	XXX	XXX	XXX	XXX	XXX	XXX	.0	.0	.0	.0	.0	.0
9. 2011.....	XXX	XXX	XXX	XXX	XXX	XXX	XXX	.0	.0	.0	.0	.0
10. 2012.....	XXX	XXX	XXX	XXX	XXX	XXX	XXX	XXX	.0	.0	.0	.0
11. 2013.....	XXX	XXX	XXX	XXX	XXX	XXX	XXX	XXX	XXX	.0	.0	.0

SCHEDULE P - PART 3E - COMMERCIAL MULTIPLE PERIL

1. Prior.....	.000	.16	.27	.35	.36	.36	.36	.36	.36	.36	.1	.0
2. 2004.....	.5	.12	.13	.14	.14	.14	.14	.16	.16	.16	.1	.1
3. 2005.....	XXX	.5	.5	.7	.10	.10	.11	.12	.12	.12	.1	.1
4. 2006.....	XXX	XXX	.3	.11	.13	.14	.16	.21	.21	.21	.1	.1
5. 2007.....	XXX	XXX	XXX	.3	.12	.12	.22	.31	.31	.31	.2	.2
6. 2008.....	XXX	XXX	XXX	XXX	.7	.16	.21	.39	.39	.39	.4	.2
7. 2009.....	XXX	XXX	XXX	XXX	XXX	.9	.21	.30	.30	.30	.2	.1
8. 2010.....	XXX	XXX	XXX	XXX	XXX	XXX	.6	.17	.17	.17	.2	.1
9. 2011.....	XXX	XXX	XXX	XXX	XXX	XXX	XXX	.2	.4	.4	.2	.2
10. 2012.....	XXX	XXX	XXX	XXX	XXX	XXX	XXX	XXX	.19	.21	.2	.1
11. 2013.....	XXX	XXX	XXX	XXX	XXX	XXX	XXX	XXX	XXX	.31	.1	.3

SCHEDULE P - PART 3F - SECTION 1 - MEDICAL PROFESSIONAL LIABILITY - OCCURRENCE

Years in Which Losses Were Incurred	CUMULATIVE PAID NET LOSSES AND DEFENSE AND COST CONTAINMENT EXPENSES REPORTED AT YEAR END (\$000 OMITTED)										11 Number of Claims Closed With Loss Payment	12 Number of Claims Closed Without Loss Payment
	1	2	3	4	5	6	7	8	9	10		
	2004	2005	2006	2007	2008	2009	2010	2011	2012	2013		
1. Prior.....	.000											
2. 2004.....												
3. 2005.....	XXX											
4. 2006.....	XXX	XXX										
5. 2007.....	XXX	XXX	XXX									
6. 2008.....	XXX	XXX	XXX	XXX								
7. 2009.....	XXX	XXX	XXX	XXX	XXX							
8. 2010.....	XXX	XXX	XXX	XXX	XXX	XXX						
9. 2011.....	XXX	XXX	XXX	XXX	XXX	XXX	XXX					
10. 2012.....	XXX	XXX	XXX	XXX	XXX	XXX	XXX	XXX				
11. 2013.....	XXX	XXX	XXX	XXX	XXX	XXX	XXX	XXX	XXX			

SCHEDULE P - PART 3F - SECTION 2 - MEDICAL PROFESSIONAL LIABILITY - CLAIMS-MADE

1. Prior.....	.000											
2. 2004.....												
3. 2005.....	XXX											
4. 2006.....	XXX	XXX										
5. 2007.....	XXX	XXX	XXX									
6. 2008.....	XXX	XXX	XXX	XXX								
7. 2009.....	XXX	XXX	XXX	XXX	XXX							
8. 2010.....	XXX	XXX	XXX	XXX	XXX	XXX						
9. 2011.....	XXX	XXX	XXX	XXX	XXX	XXX	XXX					
10. 2012.....	XXX	XXX	XXX	XXX	XXX	XXX	XXX	XXX				
11. 2013.....	XXX	XXX	XXX	XXX	XXX	XXX	XXX	XXX	XXX			

SCHEDULE P - PART 3G - SPECIAL LIABILITY (OCEAN MARINE, AIRCRAFT (ALL PERILS), BOILER AND MACHINERY)

1. Prior.....	.000	.0	.0	.0	.0	.0	.0	.0	.0	.0	.0	XXX	XXX
2. 2004.....	69	86	89	89	89	89	89	89	89	89	89	XXX	XXX
3. 2005.....	XXX	26	41	45	46	46	46	46	46	46	46	XXX	XXX
4. 2006.....	XXX	XXX	27	33	33	33	33	34	34	34	34	XXX	XXX
5. 2007.....	XXX	XXX	XXX	17	19	19	19	19	20	19	19	XXX	XXX
6. 2008.....	XXX	XXX	XXX	XXX	19	23	23	23	23	23	23	XXX	XXX
7. 2009.....	XXX	XXX	XXX	XXX	XXX	16	20	20	20	20	20	XXX	XXX
8. 2010.....	XXX	XXX	XXX	XXX	XXX	XXX	20	23	24	25	25	XXX	XXX
9. 2011.....	XXX	XXX	XXX	XXX	XXX	XXX	XXX	32	37	39	39	XXX	XXX
10. 2012.....	XXX	XXX	XXX	XXX	XXX	XXX	XXX	XXX	47	70	70	XXX	XXX
11. 2013.....	XXX	XXX	XXX	XXX	XXX	XXX	XXX	XXX	XXX	29	29	XXX	XXX

SCHEDULE P - PART 3H - SECTION 1 - OTHER LIABILITY - OCCURRENCE

1. Prior.....	.000	.8	22	25	27	29	30	31	32	32	32	.1	.0
2. 2004.....	17	33	68	74	69	69	67	67	67	67	67	13	12
3. 2005.....	XXX	12	33	39	45	49	51	53	54	54	54	13	11
4. 2006.....	XXX	XXX	16	34	45	47	50	52	52	52	52	12	10
5. 2007.....	XXX	XXX	XXX	15	36	47	53	62	62	63	63	5	7
6. 2008.....	XXX	XXX	XXX	XXX	9	65	77	90	94	93	93	4	5
7. 2009.....	XXX	XXX	XXX	XXX	XXX	98	216	232	238	240	240	3	4
8. 2010.....	XXX	XXX	XXX	XXX	XXX	XXX	19	37	54	65	65	3	5
9. 2011.....	XXX	XXX	XXX	XXX	XXX	XXX	XXX	24	54	69	69	3	5
10. 2012.....	XXX	XXX	XXX	XXX	XXX	XXX	XXX	XXX	22	44	44	2	4
11. 2013.....	XXX	XXX	XXX	XXX	XXX	XXX	XXX	XXX	XXX	17	17	1	2

SCHEDULE P - PART 3H - SECTION 2 - OTHER LIABILITY - CLAIMS-MADE

1. Prior.....	.000												
2. 2004.....													
3. 2005.....	XXX												
4. 2006.....	XXX	XXX											
5. 2007.....	XXX	XXX	XXX										
6. 2008.....	XXX	XXX	XXX	XXX									
7. 2009.....	XXX	XXX	XXX	XXX	XXX								
8. 2010.....	XXX	XXX	XXX	XXX	XXX	XXX							
9. 2011.....	XXX	XXX	XXX	XXX	XXX	XXX	XXX						
10. 2012.....	XXX	XXX	XXX	XXX	XXX	XXX	XXX	XXX					
11. 2013.....	XXX	XXX	XXX	XXX	XXX	XXX	XXX	XXX	XXX				

ANNUAL STATEMENT FOR THE YEAR 2013 OF THE First Marine Insurance Co.

SCHEDULE P - PART 3I - SPECIAL PROPERTY (FIRE, ALLIED LINES, INLAND MARINE, EARTHQUAKE, BURGLARY, AND THEFT)

Years in Which Losses Were Incurred	CUMULATIVE PAID NET LOSSES AND DEFENSE AND COST CONTAINMENT EXPENSES REPORTED AT YEAR END (\$000 OMITTED)										11 Number of Claims Closed With Loss Payment	12 Number of Claims Closed Without Loss Payment
	1	2	3	4	5	6	7	8	9	10		
	2004	2005	2006	2007	2008	2009	2010	2011	2012	2013		
1. Prior.....	XXX	XXX	XXX	XXX	XXX	XXX	XXX	.000	.155	.169	XXX	XXX
2. 2012.....	XXX	XXX	XXX	XXX	XXX	XXX	XXX	XXX	.692	.860	XXX	XXX
3. 2013.....	XXX	XXX	XXX	XXX	XXX	XXX	XXX	XXX	XXX	757	XXX	XXX

SCHEDULE P - PART 3J - AUTO PHYSICAL DAMAGE

1. Prior.....	XXX	XXX	XXX	XXX	XXX	XXX	XXX	.000	.19	.17	.0	.0
2. 2012.....	XXX	XXX	XXX	XXX	XXX	XXX	XXX	XXX	.215	.227	.61	.13
3. 2013.....	XXX	XXX	XXX	XXX	XXX	XXX	XXX	XXX	XXX	142	34	8

SCHEDULE P - PART 3K - FIDELITY/SURETY

1. Prior.....	XXX	XXX	XXX	XXX	XXX	XXX	XXX	.000	.0	.0	XXX	XXX
2. 2012.....	XXX	XXX	XXX	XXX	XXX	XXX	XXX	XXX	.0	.0	XXX	XXX
3. 2013.....	XXX	XXX	XXX	XXX	XXX	XXX	XXX	XXX	XXX	0	XXX	XXX

SCHEDULE P - PART 3L - OTHER (INCLUDING CREDIT, ACCIDENT AND HEALTH)

1. Prior.....	XXX	XXX	XXX	XXX	XXX	XXX	XXX	.000			XXX	XXX
2. 2012.....	XXX	XXX	XXX	XXX	XXX	XXX	XXX	XXX			XXX	XXX
3. 2013.....	XXX	XXX	XXX	XXX	XXX	XXX	XXX	XXX	XXX		XXX	XXX

NONE

SCHEDULE P - PART 3M - INTERNATIONAL

1. Prior.....	.000										XXX	XXX
2. 2004.....											XXX	XXX
3. 2005.....	XXX										XXX	XXX
4. 2006.....	XXX	XXX									XXX	XXX
5. 2007.....	XXX	XXX	XXX								XXX	XXX
6. 2008.....	XXX	XXX	XXX	XXX							XXX	XXX
7. 2009.....	XXX	XXX	XXX	XXX	XXX						XXX	XXX
8. 2010.....	XXX	XXX	XXX	XXX	XXX	XXX					XXX	XXX
9. 2011.....	XXX	XXX	XXX	XXX	XXX	XXX	XXX				XXX	XXX
10. 2012.....	XXX	XXX	XXX	XXX	XXX	XXX	XXX	XXX			XXX	XXX
11. 2013.....	XXX	XXX	XXX	XXX	XXX	XXX	XXX	XXX	XXX		XXX	XXX

NONE

Schedule P - Part 3N - Reinsurance - Nonproportional Assumed Property

N O N E

Schedule P - Part 3O - Reinsurance - Nonproportional Assumed Liability

N O N E

Schedule P - Part 3P - Reinsurance - Nonproportional Assumed Financial Lines

N O N E

ANNUAL STATEMENT FOR THE YEAR 2013 OF THE First Marine Insurance Co.

SCHEDULE P - PART 3R - SECTION 1 - PRODUCTS LIABILITY - OCCURENCE

Years in Which Losses Were Incurred	CUMULATIVE PAID NET LOSSES AND DEFENSE AND COST CONTAINMENT EXPENSES REPORTED AT YEAR END (\$000 OMITTED)										11 Number of Claims Closed With Loss Payment	12 Number of Claims Closed Without Loss Payment
	1	2	3	4	5	6	7	8	9	10		
	2004	2005	2006	2007	2008	2009	2010	2011	2012	2013		
1. Prior.....	.000											
2. 2004.....												
3. 2005.....	XXX											
4. 2006.....	XXX	XXX										
5. 2007.....	XXX	XXX	XXX									
6. 2008.....	XXX	XXX	XXX	XXX								
7. 2009.....	XXX	XXX	XXX	XXX	XXX							
8. 2010.....	XXX	XXX	XXX	XXX	XXX	XXX						
9. 2011.....	XXX	XXX	XXX	XXX	XXX	XXX	XXX					
10. 2012.....	XXX	XXX	XXX	XXX	XXX	XXX	XXX	XXX				
11. 2013.....	XXX	XXX	XXX	XXX	XXX	XXX	XXX	XXX	XXX			

SCHEDULE P - PART 3R - SECTION 2 - PRODUCTS LIABILITY - CLAIMS-MADE

1. Prior.....	.000											
2. 2004.....												
3. 2005.....	XXX											
4. 2006.....	XXX	XXX										
5. 2007.....	XXX	XXX	XXX									
6. 2008.....	XXX	XXX	XXX	XXX								
7. 2009.....	XXX	XXX	XXX	XXX	XXX							
8. 2010.....	XXX	XXX	XXX	XXX	XXX	XXX						
9. 2011.....	XXX	XXX	XXX	XXX	XXX	XXX	XXX					
10. 2012.....	XXX	XXX	XXX	XXX	XXX	XXX	XXX	XXX				
11. 2013.....	XXX	XXX	XXX	XXX	XXX	XXX	XXX	XXX	XXX			

SCHEDULE P - PART 3S - FINANCIAL GUARANTY/MORTGAGE GUARANTY

1. Prior.....	XXX	XXX	XXX	XXX	XXX	XXX	XXX	.000			XXX	XXX
2. 2012.....	XXX	XXX	XXX	XXX	XXX	XXX	XXX	XXX			XXX	XXX
3. 2013.....	XXX	XXX	XXX	XXX	XXX	XXX	XXX	XXX	XXX		XXX	XXX

SCHEDULE P - PART 3T - WARRANTY

1. Prior.....	XXX	XXX	XXX	XXX	XXX	XXX	XXX	.000	1	1	24	0
2. 2012.....	XXX	XXX	XXX	XXX	XXX	XXX	XXX	XXX	7	7	19	1
3. 2013.....	XXX	XXX	XXX	XXX	XXX	XXX	XXX	XXX	XXX	6	13	1

ANNUAL STATEMENT FOR THE YEAR 2013 OF THE First Marine Insurance Co.

SCHEDULE P - PART 4A - HOMEOWNERS/FAROWNERS

Years in Which Losses Were Incurred	BULK AND IBNR RESERVES ON NET LOSSES AND DEFENSE AND COST CONTAINMENT EXPENSES REPORTED AT YEAR END (\$000 OMITTED)									
	1	2	3	4	5	6	7	8	9	10
	2004	2005	2006	2007	2008	2009	2010	2011	2012	2013
1. Prior.....	2	0	0	0	0	0	1	0	0	0
2. 2004.....	12	2	0	0	0	0	0	0	0	0
3. 2005.....	XXX	13	2	1	1	0	0	0	0	0
4. 2006.....	XXX	XXX	10	1	0	1	1	0	0	0
5. 2007.....	XXX	XXX	XXX	11	1	0	0	0	0	0
6. 2008.....	XXX	XXX	XXX	XXX	14	2	1	1	0	0
7. 2009.....	XXX	XXX	XXX	XXX	XXX	4	3	(1)	1	0
8. 2010.....	XXX	XXX	XXX	XXX	XXX	XXX	25	(1)	2	0
9. 2011.....	XXX	XXX	XXX	XXX	XXX	XXX	XXX	51	3	2
10. 2012.....	XXX	XXX	XXX	XXX	XXX	XXX	XXX	XXX	29	5
11. 2013.....	XXX	XXX	XXX	XXX	XXX	XXX	XXX	XXX	XXX	31

SCHEDULE P - PART 4B - PRIVATE PASSENGER AUTO LIABILITY/MEDICAL

1. Prior.....	24	10	2	0	0	0	0	(1)	0	0
2. 2004.....	41	11	3	0	0	0	0	0	0	0
3. 2005.....	XXX	31	8	0	0	0	0	0	0	0
4. 2006.....	XXX	XXX	13	0	1	0	0	0	0	0
5. 2007.....	XXX	XXX	XXX	6	4	1	1	0	0	0
6. 2008.....	XXX	XXX	XXX	XXX	13	2	0	0	0	0
7. 2009.....	XXX	XXX	XXX	XXX	XXX	4	2	(2)	1	0
8. 2010.....	XXX	XXX	XXX	XXX	XXX	XXX	5	2	1	0
9. 2011.....	XXX	XXX	XXX	XXX	XXX	XXX	XXX	3	2	0
10. 2012.....	XXX	XXX	XXX	XXX	XXX	XXX	XXX	XXX	9	0
11. 2013.....	XXX	XXX	XXX	XXX	XXX	XXX	XXX	XXX	XXX	12

SCHEDULE P - PART 4C - COMMERCIAL AUTO/TRUCK LIABILITY/MEDICAL

1. Prior.....	7	2	1	0	0	0	0	0	0	0
2. 2004.....	4	2	1	0	0	0	0	0	0	0
3. 2005.....	XXX	1	0	0	0	0	0	0	0	0
4. 2006.....	XXX	XXX	2	0	0	0	0	0	0	0
5. 2007.....	XXX	XXX	XXX	3	1	0	0	0	0	0
6. 2008.....	XXX	XXX	XXX	XXX	2	0	0	0	0	0
7. 2009.....	XXX	XXX	XXX	XXX	XXX	0	0	1	0	0
8. 2010.....	XXX	XXX	XXX	XXX	XXX	XXX	1	0	0	0
9. 2011.....	XXX	XXX	XXX	XXX	XXX	XXX	XXX	1	0	2
10. 2012.....	XXX	XXX	XXX	XXX	XXX	XXX	XXX	XXX	1	1
11. 2013.....	XXX	XXX	XXX	XXX	XXX	XXX	XXX	XXX	XXX	2

SCHEDULE P - PART 4D - WORKERS' COMPENSATION
(EXCLUDING EXCESS WORKERS' COMPENSATION)

1. Prior.....	0	0	0	0	0	0	0	0	0	0
2. 2004.....	0	0	0	0	0	0	0	0	0	0
3. 2005.....	XXX	0	0	0	0	0	0	0	0	0
4. 2006.....	XXX	XXX	0	0	0	0	0	0	0	0
5. 2007.....	XXX	XXX	XXX	0	0	0	0	0	0	0
6. 2008.....	XXX	XXX	XXX	XXX	0	0	0	0	0	0
7. 2009.....	XXX	XXX	XXX	XXX	XXX	0	0	0	0	0
8. 2010.....	XXX	XXX	XXX	XXX	XXX	XXX	0	0	0	0
9. 2011.....	XXX	XXX	XXX	XXX	XXX	XXX	XXX	0	0	0
10. 2012.....	XXX	XXX	XXX	XXX	XXX	XXX	XXX	XXX	0	0
11. 2013.....	XXX	XXX	XXX	XXX	XXX	XXX	XXX	XXX	XXX	0

SCHEDULE P - PART 4E - COMMERCIAL MULTIPLE PERIL

1. Prior.....	9	5	1	1	1	0	0	0	0	0
2. 2004.....	3	2	1	2	1	1	0	0	0	0
3. 2005.....	XXX	1	2	6	2	1	2	0	0	0
4. 2006.....	XXX	XXX	6	11	6	1	3	0	0	0
5. 2007.....	XXX	XXX	XXX	19	17	2	4	0	0	0
6. 2008.....	XXX	XXX	XXX	XXX	16	6	1	0	0	0
7. 2009.....	XXX	XXX	XXX	XXX	XXX	10	5	0	0	0
8. 2010.....	XXX	XXX	XXX	XXX	XXX	XXX	25	0	0	0
9. 2011.....	XXX	XXX	XXX	XXX	XXX	XXX	XXX	0	1	0
10. 2012.....	XXX	XXX	XXX	XXX	XXX	XXX	XXX	XXX	4	1
11. 2013.....	XXX	XXX	XXX	XXX	XXX	XXX	XXX	XXX	XXX	5

SCHEDULE P - PART 4F - SECTION 1 - MEDICAL PROFESSIONAL LIABILITY - OCCURRENCE

Years in Which Losses Were Incurred	BULK AND IBNR RESERVES ON NET LOSSES AND DEFENSE AND COST CONTAINMENT EXPENSES REPORTED AT YEAR END (\$000 OMITTED)									
	1	2	3	4	5	6	7	8	9	10
	2004	2005	2006	2007	2008	2009	2010	2011	2012	2013
1. Prior.....										
2. 2004.....										
3. 2005.....	XXX									
4. 2006.....	XXX	XXX								
5. 2007.....	XXX	XXX	XX							
6. 2008.....	XXX	XXX	XX	XX						
7. 2009.....	XXX	XXX	XX	XXX	XXX					
8. 2010.....	XXX	XXX	XXX	XXX	XXX	XXX				
9. 2011.....	XXX	XXX	XXX	XXX	XXX	XXX	XXX			
10. 2012.....	XXX	XXX	XXX	XXX	XXX	XXX	XXX	XXX		
11. 2013.....	XXX	XXX	XXX	XXX	XXX	XXX	XXX	XXX	XXX	

SCHEDULE P - PART 4F - SECTION 2 - MEDICAL PROFESSIONAL LIABILITY - CLAIMS-MADE

1. Prior.....										
2. 2004.....										
3. 2005.....	XXX									
4. 2006.....	XXX	XXX								
5. 2007.....	XXX	XXX	XXX							
6. 2008.....	XXX	XXX	XX	XX						
7. 2009.....	XXX	XXX	XX	XX	XX					
8. 2010.....	XXX	XXX	XX	XX	XX	XX				
9. 2011.....	XXX	XXX	XX	XXX	XXX	XXX	XXX			
10. 2012.....	XXX	XXX	XXX	XXX	XXX	XXX	XXX	XXX		
11. 2013.....	XXX	XXX	XXX	XXX	XXX	XXX	XXX	XXX	XXX	

SCHEDULE P - PART 4G - SPECIAL LIABILITY (OCEAN MARINE, AIRCRAFT (ALL PERILS), BOILER AND MACHINERY)

1. Prior.....	0	0	0	0	0	0	0	0	0	0
2. 2004.....	4	0	0	0	0	0	0	0	0	0
3. 2005.....	XXX	7	0	0	0	0	0	0	0	0
4. 2006.....	XXX	XXX	2	0	0	0	0	0	0	0
5. 2007.....	XXX	XXX	XXX	0	0	0	0	0	0	0
6. 2008.....	XXX	XXX	XXX	XXX	0	0	0	0	0	0
7. 2009.....	XXX	XXX	XXX	XXX	XXX	0	0	0	0	0
8. 2010.....	XXX	XXX	XXX	XXX	XXX	XXX	2	0	0	0
9. 2011.....	XXX	XXX	XXX	XXX	XXX	XXX	XXX	3	0	0
10. 2012.....	XXX	XXX	XXX	XXX	XXX	XXX	XXX	XXX	0	4
11. 2013.....	XXX	XXX	XXX	XXX	XXX	XXX	XXX	XXX	XXX	2

SCHEDULE P - PART 4H - SECTION 1 - OTHER LIABILITY - OCCURRENCE

1. Prior.....	12	4	1	1	0	2	0	0	0	0
2. 2004.....	34	14	4	1	1	2	0	1	0	0
3. 2005.....	XXX	22	10	3	4	1	0	0	0	0
4. 2006.....	XXX	XXX	24	9	2	3	0	0	0	0
5. 2007.....	XXX	XXX	XXX	22	11	4	1	2	0	0
6. 2008.....	XXX	XXX	XXX	XXX	22	5	2	1	1	0
7. 2009.....	XXX	XXX	XXX	XXX	XXX	42	3	0	2	0
8. 2010.....	XXX	XXX	XXX	XXX	XXX	XXX	27	14	6	1
9. 2011.....	XXX	XXX	XXX	XXX	XXX	XXX	XXX	16	17	0
10. 2012.....	XXX	XXX	XXX	XXX	XXX	XXX	XXX	XXX	49	7
11. 2013.....	XXX	XXX	XXX	XXX	XXX	XXX	XXX	XXX	XXX	26

SCHEDULE P - PART 4H - SECTION 2 - OTHER LIABILITY - CLAIMS-MADE

1. Prior.....										
2. 2004.....										
3. 2005.....	XXX									
4. 2006.....	XXX	XXX								
5. 2007.....	XXX	XXX	XXX							
6. 2008.....	XXX	XXX	XX	XX						
7. 2009.....	XXX	XXX	XX	XX	XX					
8. 2010.....	XXX	XXX	XX	XX	XX	XX				
9. 2011.....	XXX	XXX	XX	XXX	XXX	XXX	XXX			
10. 2012.....	XXX	XXX	XXX	XXX	XXX	XXX	XXX	XXX		
11. 2013.....	XXX	XXX	XXX	XXX	XXX	XXX	XXX	XXX	XXX	

ANNUAL STATEMENT FOR THE YEAR 2013 OF THE First Marine Insurance Co.

SCHEDULE P - PART 4I - SPECIAL PROPERTY (FIRE, ALLIED LINES, INLAND MARINE, EARTHQUAKE, BURGLARY, AND THEFT)

Years in Which Losses Were Incurred	BULK AND IBNR RESERVES ON NET LOSSES AND DEFENSE AND COST CONTAINMENT EXPENSES REPORTED AT YEAR END (\$000 OMITTED)									
	1	2	3	4	5	6	7	8	9	10
	2004	2005	2006	2007	2008	2009	2010	2011	2012	2013
1. Prior	XXX	XXX	XXX	XXX	XXX	XXX	XXX	96	21	2
2. 2012	XXX	XXX	XXX	XXX	XXX	XXX	XXX	XXX	90	10
3. 2013	XXX	XXX	XXX	XXX	XXX	XXX	XXX	XXX	XXX	76

SCHEDULE P - PART 4J - AUTO PHYSICAL DAMAGE

1. Prior	XXX	XXX	XXX	XXX	XXX	XXX	XXX	13	1	0
2. 2012	XXX	XXX	XXX	XXX	XXX	XXX	XXX	XXX	5	2
3. 2013	XXX	XXX	XXX	XXX	XXX	XXX	XXX	XXX	XXX	(5)

SCHEDULE P - PART 4K - FIDELITY/SURETY

1. Prior	XXX	XXX	XXX	XXX	XXX	XXX	XXX	0	0	0
2. 2012	XXX	XXX	XXX	XXX	XXX	XXX	XXX	XXX	0	0
3. 2013	XXX	XXX	XXX	XXX	XXX	XXX	XXX	XXX	XXX	0

SCHEDULE P - PART 4L - OTHER (INCLUDING CREDIT, ACCIDENT AND HEALTH)

1. Prior	XXX	XXX	XXX	XXX	XXX	XXX	XXX			
2. 2012	XXX	XXX	XXX	XXX	XXX	XXX	XXX	XXX		
3. 2013	XXX	XXX	XXX	XXX	XXX	XXX	XXX	XXX	XXX	

NONE

SCHEDULE P - PART 4M - INTERNATIONAL

1. Prior										
2. 2004										
3. 2005	XXX									
4. 2006	XXX	XXX								
5. 2007	XXX	XXX	XXX							
6. 2008	XXX	XXX	XXX	XXX						
7. 2009	XXX	XXX	XXX	XXX	XXX					
8. 2010	XXX	XXX	XXX	XXX	XXX	XXX				
9. 2011	XXX	XXX	XXX	XXX	XXX	XXX	XXX			
10. 2012	XXX	XXX	XXX	XXX	XXX	XXX	XXX	XXX		
11. 2013	XXX	XXX	XXX	XXX	XXX	XXX	XXX	XXX	XXX	

NONE

Schedule P - Part 4N - Reinsurance - Nonproportional Assumed Property

N O N E

Schedule P - Part 4O - Reinsurance - Nonproportional Assumed Liability

N O N E

Schedule P - Part 4P - Reinsurance - Nonproportional Assumed Financial Lines

N O N E

ANNUAL STATEMENT FOR THE YEAR 2013 OF THE First Marine Insurance Co.

SCHEDULE P - PART 4R - SECTION 1 - PRODUCTS LIABILITY - OCCURENCE

Years in Which Losses Were Incurred	BULK AND IBNR RESERVES ON NET LOSSES AND DEFENSE AND COST CONTAINMENT EXPENSES REPORTED AT YEAR END (\$000 OMITTED)									
	1	2	3	4	5	6	7	8	9	10
	2004	2005	2006	2007	2008	2009	2010	2011	2012	2013
1. Prior										
2. 2004										
3. 2005	XXX									
4. 2006	XXX	XXX								
5. 2007	XXX	XXX	XX							
6. 2008	XXX	XXX	XX	XXX						
7. 2009	XXX	XXX	XXX	XXX	XXX					
8. 2010	XXX	XXX	XXX	XXX	XXX	XXX				
9. 2011	XXX	XXX	XXX	XXX	XXX	XXX	XXX			
10. 2012	XXX	XXX	XXX	XXX	XXX	XXX	XXX	XXX		
11. 2013	XXX	XXX	XXX	XXX	XXX	XXX	XXX	XXX	XXX	

SCHEDULE P - PART 4R - SECTION 2 - PRODUCTS LIABILITY - CLAIMS-MADE

1. Prior										
2. 2004										
3. 2005	XXX									
4. 2006	XXX	XXX								
5. 2007	XXX	XXX	XXX							
6. 2008	XXX	XXX	XX	XXX						
7. 2009	XXX	XXX	XX	XXX	XX					
8. 2010	XXX	XXX	XX	XXX	XXX	XX				
9. 2011	XXX	XXX	XXX	XXX	XXX	XXX	XXX			
10. 2012	XXX	XXX	XXX	XXX	XXX	XXX	XXX	XXX		
11. 2013	XXX	XXX	XXX	XXX	XXX	XXX	XXX	XXX	XXX	

SCHEDULE P - PART 4S - FINANCIAL GUARANTY/MORTGAGE GUARANTY

1. Prior	XXX	XXX	XX	XXX	XXX	XX	XXX			
2. 2012	XXX	XXX	XX	XX	XX	XX	XXX	XXX		
3. 2013	XXX	XXX	XX	XX	XX	XX	XXX	XXX	XXX	

SCHEDULE P - PART 4T - WARRANTY

1. Prior	XXX	XXX	XXX	XXX	XXX	XXX	XXX	(1)	0	0
2. 2012	XXX	XXX	XXX	XXX	XXX	XXX	XXX	XXX	1	0
3. 2013	XXX	XXX	XXX	XXX	XXX	XXX	XXX	XXX	XXX	0

ANNUAL STATEMENT FOR THE YEAR 2013 OF THE First Marine Insurance Co.

SCHEDULE P - PART 5A - HOMEOWNERS/FARMOWNERS

SECTION 1

Years in Which Premiums Were Earned and Losses Were Incurred	CUMULATIVE NUMBER OF CLAIMS CLOSED WITH LOSS PAYMENT DIRECT AND ASSUMED AT YEAR END									
	1	2	3	4	5	6	7	8	9	10
	2004	2005	2006	2007	2008	2009	2010	2011	2012	2013
1. Prior.....	5	0	0	0	0	0	0	0	0	0
2. 2004.....	16	19	19	19	19	19	19	19	19	19
3. 2005.....	XXX	18	21	21	22	22	22	22	23	23
4. 2006.....	XXX	XXX	19	22	22	23	23	23	23	23
5. 2007.....	XXX	XXX	XXX	22	25	26	26	26	27	27
6. 2008.....	XXX	XXX	XXX	XXX	135	156	157	158	159	159
7. 2009.....	XXX	XXX	XXX	XXX	XXX	183	206	208	210	210
8. 2010.....	XXX	XXX	XXX	XXX	XXX	XXX	177	207	209	209
9. 2011.....	XXX	XXX	XXX	XXX	XXX	XXX	XXX	270	300	302
10. 2012.....	XXX	XXX	XXX	XXX	XXX	XXX	XXX	XXX	229	259
11. 2013.....	XXX	XXX	XXX	XXX	XXX	XXX	XXX	XXX	XXX	178

SECTION 2

Years in Which Premiums Were Earned and Losses Were Incurred	NUMBER OF CLAIMS OUTSTANDING DIRECT AND ASSUMED AT YEAR END									
	1	2	3	4	5	6	7	8	9	10
	2004	2005	2006	2007	2008	2009	2010	2011	2012	2013
1. Prior.....	0	0	0	0	0	0	0	0	0	0
2. 2004.....	2	0	0	0	0	0	0	0	0	0
3. 2005.....	XXX	3	1	0	0	0	0	0	0	0
4. 2006.....	XXX	XXX	2	0	0	0	0	0	0	0
5. 2007.....	XXX	XXX	XXX	3	0	0	0	0	0	0
6. 2008.....	XXX	XXX	XXX	XXX	13	1	0	0	0	0
7. 2009.....	XXX	XXX	XXX	XXX	XXX	17	2	1	1	0
8. 2010.....	XXX	XXX	XXX	XXX	XXX	XXX	16	2	2	0
9. 2011.....	XXX	XXX	XXX	XXX	XXX	XXX	XXX	20	20	1
10. 2012.....	XXX	XXX	XXX	XXX	XXX	XXX	XXX	XXX	22	2
11. 2013.....	XXX	XXX	XXX	XXX	XXX	XXX	XXX	XXX	XXX	15

SECTION 3

Years in Which Premiums Were Earned and Losses Were Incurred	CUMULATIVE NUMBER OF CLAIMS REPORTED DIRECT AND ASSUMED AT YEAR END									
	1	2	3	4	5	6	7	8	9	10
	2004	2005	2006	2007	2008	2009	2010	2011	2012	2013
1. Prior.....	4	1	0	0	0	0	0	5	0	0
2. 2004.....	25	26	26	26	26	26	26	30	31	31
3. 2005.....	XXX	30	31	31	31	31	31	35	35	35
4. 2006.....	XXX	XXX	32	34	34	34	35	37	38	38
5. 2007.....	XXX	XXX	XXX	37	40	40	40	41	42	42
6. 2008.....	XXX	XXX	XXX	XXX	198	210	211	218	220	220
7. 2009.....	XXX	XXX	XXX	XXX	XXX	291	306	314	316	316
8. 2010.....	XXX	XXX	XXX	XXX	XXX	XXX	292	321	324	324
9. 2011.....	XXX	XXX	XXX	XXX	XXX	XXX	XXX	407	453	437
10. 2012.....	XXX	XXX	XXX	XXX	XXX	XXX	XXX	XXX	367	391
11. 2013.....	XXX	XXX	XXX	XXX	XXX	XXX	XXX	XXX	XXX	293

ANNUAL STATEMENT FOR THE YEAR 2013 OF THE First Marine Insurance Co.

SCHEDULE P - PART 5B - PRIVATE PASSENGER AUTO LIABILITY/MEDICAL

SECTION 1

Years in Which Premiums Were Earned and Losses Were Incurred	CUMULATIVE NUMBER OF CLAIMS CLOSED WITH LOSS PAYMENT DIRECT AND ASSUMED AT YEAR END									
	1	2	3	4	5	6	7	8	9	10
	2004	2005	2006	2007	2008	2009	2010	2011	2012	2013
1. Prior.....	3	1	0	0	0	0	0	0	0	0
2. 2004.....	4	7	7	7	7	7	7	7	7	7
3. 2005.....	XXX	5	8	8	8	8	8	8	8	8
4. 2006.....	XXX	XXX	5	7	7	7	7	7	8	8
5. 2007.....	XXX	XXX	XXX	4	6	7	7	7	7	7
6. 2008.....	XXX	XXX	XXX	XXX	4	7	7	7	8	8
7. 2009.....	XXX	XXX	XXX	XXX	XXX	5	7	7	8	8
8. 2010.....	XXX	XXX	XXX	XXX	XXX	XXX	4	6	7	7
9. 2011.....	XXX	XXX	XXX	XXX	XXX	XXX	XXX	4	6	7
10. 2012.....	XXX	XXX	XXX	XXX	XXX	XXX	XXX	XXX	4	6
11. 2013.....	XXX	XXX	XXX	XXX	XXX	XXX	XXX	XXX	XXX	4

SECTION 2

Years in Which Premiums Were Earned and Losses Were Incurred	NUMBER OF CLAIMS OUTSTANDING DIRECT AND ASSUMED AT YEAR END									
	1	2	3	4	5	6	7	8	9	10
	2004	2005	2006	2007	2008	2009	2010	2011	2012	2013
1. Prior.....	2	1	0	0	0	0	0	0	0	0
2. 2004.....	4	1	0	0	0	0	0	0	0	0
3. 2005.....	XXX	4	1	0	0	0	0	0	0	0
4. 2006.....	XXX	XXX	2	1	0	0	0	0	0	0
5. 2007.....	XXX	XXX	XXX	4	1	0	0	0	0	0
6. 2008.....	XXX	XXX	XXX	XXX	4	1	0	0	0	0
7. 2009.....	XXX	XXX	XXX	XXX	XXX	3	1	1	0	0
8. 2010.....	XXX	XXX	XXX	XXX	XXX	XXX	4	4	0	0
9. 2011.....	XXX	XXX	XXX	XXX	XXX	XXX	XXX	5	1	0
10. 2012.....	XXX	XXX	XXX	XXX	XXX	XXX	XXX	XXX	3	1
11. 2013.....	XXX	XXX	XXX	XXX	XXX	XXX	XXX	XXX	XXX	3

SECTION 3

Years in Which Premiums Were Earned and Losses Were Incurred	CUMULATIVE NUMBER OF CLAIMS REPORTED DIRECT AND ASSUMED AT YEAR END									
	1	2	3	4	5	6	7	8	9	10
	2004	2005	2006	2007	2008	2009	2010	2011	2012	2013
1. Prior.....	1	0	0	0	0	0	0	4	0	0
2. 2004.....	12	12	12	12	12	12	12	13	13	13
3. 2005.....	XXX	14	14	14	14	14	14	14	14	14
4. 2006.....	XXX	XXX	14	15	15	15	15	15	15	15
5. 2007.....	XXX	XXX	XXX	16	17	17	17	18	18	18
6. 2008.....	XXX	XXX	XXX	XXX	17	18	18	18	18	18
7. 2009.....	XXX	XXX	XXX	XXX	XXX	17	18	19	18	18
8. 2010.....	XXX	XXX	XXX	XXX	XXX	XXX	16	20	18	18
9. 2011.....	XXX	XXX	XXX	XXX	XXX	XXX	XXX	16	15	16
10. 2012.....	XXX	XXX	XXX	XXX	XXX	XXX	XXX	XXX	15	16
11. 2013.....	XXX	XXX	XXX	XXX	XXX	XXX	XXX	XXX	XXX	14

ANNUAL STATEMENT FOR THE YEAR 2013 OF THE First Marine Insurance Co.

SCHEDULE P - PART 5C - COMMERCIAL AUTO/TRUCK LIABILITY/MEDICAL

SECTION 1

Years in Which Premiums Were Earned and Losses Were Incurred	CUMULATIVE NUMBER OF CLAIMS CLOSED WITH LOSS PAYMENT DIRECT AND ASSUMED AT YEAR END									
	1	2	3	4	5	6	7	8	9	10
	2004	2005	2006	2007	2008	2009	2010	2011	2012	2013
1. Prior.....	0	0	0	0	0	0	0	0	0	0
2. 2004.....	2	2	2	2	2	2	2	2	2	2
3. 2005.....	XXX	1	1	1	1	1	1	1	1	1
4. 2006.....	XXX	XXX	1	1	1	1	1	1	1	1
5. 2007.....	XXX	XXX	XXX	1	1	1	1	1	1	1
6. 2008.....	XXX	XXX	XXX	XXX	1	1	1	1	1	1
7. 2009.....	XXX	XXX	XXX	XXX	XXX	1	1	1	1	2
8. 2010.....	XXX	XXX	XXX	XXX	XXX	XXX	1	1	1	1
9. 2011.....	XXX	XXX	XXX	XXX	XXX	XXX	XXX	1	1	2
10. 2012.....	XXX	XXX	XXX	XXX	XXX	XXX	XXX	XXX	1	2
11. 2013.....	XXX	XXX	XXX	XXX	XXX	XXX	XXX	XXX	XXX	2

SECTION 2

Years in Which Premiums Were Earned and Losses Were Incurred	NUMBER OF CLAIMS OUTSTANDING DIRECT AND ASSUMED AT YEAR END									
	1	2	3	4	5	6	7	8	9	10
	2004	2005	2006	2007	2008	2009	2010	2011	2012	2013
1. Prior.....	0	0	0	0	0	0	0	0	0	0
2. 2004.....	1	0	0	0	0	0	0	0	0	0
3. 2005.....	XXX	0	0	0	0	0	0	0	0	0
4. 2006.....	XXX	XXX	0	0	0	0	0	0	0	0
5. 2007.....	XXX	XXX	XXX	0	0	0	0	1	0	0
6. 2008.....	XXX	XXX	XXX	XXX	0	0	0	1	0	0
7. 2009.....	XXX	XXX	XXX	XXX	XXX	0	0	0	0	0
8. 2010.....	XXX	XXX	XXX	XXX	XXX	XXX	0	0	0	0
9. 2011.....	XXX	XXX	XXX	XXX	XXX	XXX	XXX	0	0	0
10. 2012.....	XXX	XXX	XXX	XXX	XXX	XXX	XXX	XXX	0	0
11. 2013.....	XXX	XXX	XXX	XXX	XXX	XXX	XXX	XXX	XXX	1

SECTION 3

Years in Which Premiums Were Earned and Losses Were Incurred	CUMULATIVE NUMBER OF CLAIMS REPORTED DIRECT AND ASSUMED AT YEAR END									
	1	2	3	4	5	6	7	8	9	10
	2004	2005	2006	2007	2008	2009	2010	2011	2012	2013
1. Prior.....	0	0	1	0	0	0	0	0	0	0
2. 2004.....	3	3	3	3	3	3	3	3	3	3
3. 2005.....	XXX	1	1	1	1	1	1	1	1	1
4. 2006.....	XXX	XXX	1	1	1	1	1	1	1	1
5. 2007.....	XXX	XXX	XXX	1	1	1	1	2	1	1
6. 2008.....	XXX	XXX	XXX	XXX	1	1	1	2	1	1
7. 2009.....	XXX	XXX	XXX	XXX	XXX	2	2	2	2	2
8. 2010.....	XXX	XXX	XXX	XXX	XXX	XXX	2	2	2	2
9. 2011.....	XXX	XXX	XXX	XXX	XXX	XXX	XXX	2	2	3
10. 2012.....	XXX	XXX	XXX	XXX	XXX	XXX	XXX	XXX	2	3
11. 2013.....	XXX	XXX	XXX	XXX	XXX	XXX	XXX	XXX	XXX	3

SCHEDULE P - PART 5D - WORKERS' COMPENSATION
(EXCLUDING EXCESS WORKERS' COMPENSATION)

SECTION 1

Years in Which Premiums Were Earned and Losses Were Incurred	CUMULATIVE NUMBER OF CLAIMS CLOSED WITH LOSS PAYMENT DIRECT AND ASSUMED AT YEAR END									
	1	2	3	4	5	6	7	8	9	10
	2004	2005	2006	2007	2008	2009	2010	2011	2012	2013
1. Prior.....	0	0	0	0	0	0	0	0	0	0
2. 2004.....	0	0	0	0	0	0	0	0	0	0
3. 2005.....	XXX	0	0	0	0	0	0	0	0	0
4. 2006.....	XXX	XXX	0	0	0	0	0	0	0	0
5. 2007.....	XXX	XXX	XXX	0	0	0	0	0	0	0
6. 2008.....	XXX	XXX	XXX	XXX	0	0	0	0	0	0
7. 2009.....	XXX	XXX	XXX	XXX	XXX	0	0	0	0	0
8. 2010.....	XXX	XXX	XXX	XXX	XXX	XXX	0	0	0	0
9. 2011.....	XXX	XXX	XXX	XXX	XXX	XXX	XXX	0	0	0
10. 2012.....	XXX	XXX	XXX	XXX	XXX	XXX	XXX	XXX	0	0
11. 2013.....	XXX	XXX	XXX	XXX	XXX	XXX	XXX	XXX	XXX	0

SECTION 2

Years in Which Premiums Were Earned and Losses Were Incurred	NUMBER OF CLAIMS OUTSTANDING DIRECT AND ASSUMED AT YEAR END									
	1	2	3	4	5	6	7	8	9	10
	2004	2005	2006	2007	2008	2009	2010	2011	2012	2013
1. Prior.....	0	0	0	0	0	0	0	0	0	0
2. 2004.....	0	0	0	0	0	0	0	0	0	0
3. 2005.....	XXX	0	0	0	0	0	0	0	0	0
4. 2006.....	XXX	XXX	0	0	0	0	0	0	0	0
5. 2007.....	XXX	XXX	XXX	0	0	0	0	0	0	0
6. 2008.....	XXX	XXX	XXX	XXX	0	0	0	0	0	0
7. 2009.....	XXX	XXX	XXX	XXX	XXX	0	0	0	0	0
8. 2010.....	XXX	XXX	XXX	XXX	XXX	XXX	0	0	0	0
9. 2011.....	XXX	XXX	XXX	XXX	XXX	XXX	XXX	0	0	0
10. 2012.....	XXX	XXX	XXX	XXX	XXX	XXX	XXX	XXX	0	0
11. 2013.....	XXX	XXX	XXX	XXX	XXX	XXX	XXX	XXX	XXX	0

SECTION 3

Years in Which Premiums Were Earned and Losses Were Incurred	CUMULATIVE NUMBER OF CLAIMS REPORTED DIRECT AND ASSUMED AT YEAR END									
	1	2	3	4	5	6	7	8	9	10
	2004	2005	2006	2007	2008	2009	2010	2011	2012	2013
1. Prior.....	0	0	0	0	0	0	0	0	0	0
2. 2004.....	0	0	0	0	0	0	0	0	0	0
3. 2005.....	XXX	0	0	0	0	0	0	0	0	0
4. 2006.....	XXX	XXX	0	0	0	0	0	0	0	0
5. 2007.....	XXX	XXX	XXX	0	0	0	0	0	0	0
6. 2008.....	XXX	XXX	XXX	XXX	0	0	0	0	0	0
7. 2009.....	XXX	XXX	XXX	XXX	XXX	0	0	0	0	0
8. 2010.....	XXX	XXX	XXX	XXX	XXX	XXX	0	0	0	0
9. 2011.....	XXX	XXX	XXX	XXX	XXX	XXX	XXX	0	0	0
10. 2012.....	XXX	XXX	XXX	XXX	XXX	XXX	XXX	XXX	0	0
11. 2013.....	XXX	XXX	XXX	XXX	XXX	XXX	XXX	XXX	XXX	0

ANNUAL STATEMENT FOR THE YEAR 2013 OF THE First Marine Insurance Co.

SCHEDULE P - PART 5E - COMMERCIAL MULTIPLE PERIL

SECTION 1

Years in Which Premiums Were Earned and Losses Were Incurred	CUMULATIVE NUMBER OF CLAIMS CLOSED WITH LOSS PAYMENT DIRECT AND ASSUMED AT YEAR END									
	1	2	3	4	5	6	7	8	9	10
	2004	2005	2006	2007	2008	2009	2010	2011	2012	2013
1. Prior.....	1	0	0	0	0	0	0	0	0	0
2. 2004.....	0	1	1	1	1	1	1	1	1	1
3. 2005.....	XXX	0	1	1	1	1	1	1	1	1
4. 2006.....	XXX	XXX	1	1	1	1	1	1	1	1
5. 2007.....	XXX	XXX	XXX	1	1	2	2	2	2	2
6. 2008.....	XXX	XXX	XXX	XXX	1	3	3	3	4	4
7. 2009.....	XXX	XXX	XXX	XXX	XXX	1	2	2	2	2
8. 2010.....	XXX	XXX	XXX	XXX	XXX	XXX	1	2	2	2
9. 2011.....	XXX	XXX	XXX	XXX	XXX	XXX	XXX	1	2	2
10. 2012.....	XXX	XXX	XXX	XXX	XXX	XXX	XXX	XXX	2	2
11. 2013.....	XXX	XXX	XXX	XXX	XXX	XXX	XXX	XXX	XXX	1

SECTION 2

Years in Which Premiums Were Earned and Losses Were Incurred	NUMBER OF CLAIMS OUTSTANDING DIRECT AND ASSUMED AT YEAR END									
	1	2	3	4	5	6	7	8	9	10
	2004	2005	2006	2007	2008	2009	2010	2011	2012	2013
1. Prior.....	2	1	1	0	0	0	0	0	0	0
2. 2004.....	1	0	0	0	0	0	0	0	0	0
3. 2005.....	XXX	1	1	0	0	0	0	0	0	0
4. 2006.....	XXX	XXX	1	0	0	0	0	0	0	0
5. 2007.....	XXX	XXX	XXX	1	0	0	0	0	0	0
6. 2008.....	XXX	XXX	XXX	XXX	2	1	0	0	0	0
7. 2009.....	XXX	XXX	XXX	XXX	XXX	1	1	0	0	0
8. 2010.....	XXX	XXX	XXX	XXX	XXX	XXX	1	0	0	0
9. 2011.....	XXX	XXX	XXX	XXX	XXX	XXX	XXX	1	0	0
10. 2012.....	XXX	XXX	XXX	XXX	XXX	XXX	XXX	XXX	1	0
11. 2013.....	XXX	XXX	XXX	XXX	XXX	XXX	XXX	XXX	XXX	0

SECTION 3

Years in Which Premiums Were Earned and Losses Were Incurred	CUMULATIVE NUMBER OF CLAIMS REPORTED DIRECT AND ASSUMED AT YEAR END									
	1	2	3	4	5	6	7	8	9	10
	2004	2005	2006	2007	2008	2009	2010	2011	2012	2013
1. Prior.....	1	0	0	0	0	0	0	1	0	0
2. 2004.....	2	2	2	2	2	2	2	3	3	3
3. 2005.....	XXX	2	2	2	2	2	2	3	3	3
4. 2006.....	XXX	XXX	2	3	3	3	3	3	3	3
5. 2007.....	XXX	XXX	XXX	2	3	3	3	4	4	4
6. 2008.....	XXX	XXX	XXX	XXX	4	5	5	6	6	6
7. 2009.....	XXX	XXX	XXX	XXX	XXX	3	3	4	4	4
8. 2010.....	XXX	XXX	XXX	XXX	XXX	XXX	3	4	4	4
9. 2011.....	XXX	XXX	XXX	XXX	XXX	XXX	XXX	3	4	4
10. 2012.....	XXX	XXX	XXX	XXX	XXX	XXX	XXX	XXX	3	4
11. 2013.....	XXX	XXX	XXX	XXX	XXX	XXX	XXX	XXX	XXX	5

Schedule P - Part 5F - Medical Professional Liability - Occurrence - Section 1A

N O N E

Schedule P - Part 5F - Medical Professional Liability - Occurrence - Section 2A

N O N E

Schedule P - Part 5F - Medical Professional Liability - Occurrence - Section 3A

N O N E

Schedule P - Part 5F - Medical Professional Liability - Claims-Made - Section 1B

N O N E

Schedule P - Part 5F - Medical Professional Liability - Claims-Made - Section 2B

N O N E

Schedule P - Part 5F - Medical Professional Liability - Claims-Made - Section 3B

N O N E

ANNUAL STATEMENT FOR THE YEAR 2013 OF THE First Marine Insurance Co.

SCHEDULE P - PART 5H - OTHER LIABILITY - OCCURRENCE

SECTION 1A

Years in Years in Which Premiums Were Earned and Losses Were Incurred	CUMULATIVE NUMBER OF CLAIMS CLOSED WITH LOSS PAYMENT DIRECT AND ASSUMED AT YEAR END									
	1	2	3	4	5	6	7	8	9	10
	2004	2005	2006	2007	2008	2009	2010	2011	2012	2013
1. Prior.....	3	0	0	0	0	0	0	0	0	0
2. 2004.....	11	13	13	13	13	13	13	13	13	13
3. 2005.....	XXX	11	13	13	13	13	13	13	13	13
4. 2006.....	XXX	XXX	10	11	11	12	12	12	12	12
5. 2007.....	XXX	XXX	XXX	3	4	4	4	5	5	5
6. 2008.....	XXX	XXX	XXX	XXX	2	3	3	4	4	4
7. 2009.....	XXX	XXX	XXX	XXX	XXX	1	2	2	3	3
8. 2010.....	XXX	XXX	XXX	XXX	XXX	XXX	1	2	3	3
9. 2011.....	XXX	XXX	XXX	XXX	XXX	XXX	XXX	1	2	3
10. 2012.....	XXX	XXX	XXX	XXX	XXX	XXX	XXX	XXX	1	2
11. 2013.....	XXX	XXX	XXX	XXX	XXX	XXX	XXX	XXX	XXX	1

SECTION 2A

Years in Years in Which Premiums Were Earned and Losses Were Incurred	NUMBER OF CLAIMS OUTSTANDING DIRECT AND ASSUMED AT YEAR END									
	1	2	3	4	5	6	7	8	9	10
	2004	2005	2006	2007	2008	2009	2010	2011	2012	2013
1. Prior.....	2	1	0	0	0	0	0	0	0	0
2. 2004.....	3	1	0	0	0	0	0	0	0	0
3. 2005.....	XXX	3	1	1	0	0	0	0	0	0
4. 2006.....	XXX	XXX	3	1	0	0	0	0	0	0
5. 2007.....	XXX	XXX	XXX	3	1	1	0	0	0	0
6. 2008.....	XXX	XXX	XXX	XXX	2	1	0	1	0	0
7. 2009.....	XXX	XXX	XXX	XXX	XXX	1	1	1	0	0
8. 2010.....	XXX	XXX	XXX	XXX	XXX	XXX	2	2	1	0
9. 2011.....	XXX	XXX	XXX	XXX	XXX	XXX	XXX	4	1	1
10. 2012.....	XXX	XXX	XXX	XXX	XXX	XXX	XXX	XXX	2	1
11. 2013.....	XXX	XXX	XXX	XXX	XXX	XXX	XXX	XXX	XXX	2

SECTION 3A

Years in Years in Which Premiums Were Earned and Losses Were Incurred	CUMULATIVE NUMBER OF CLAIMS REPORTED DIRECT AND ASSUMED AT YEAR END									
	1	2	3	4	5	6	7	8	9	10
	2004	2005	2006	2007	2008	2009	2010	2011	2012	2013
1. Prior.....	8	6	3	0	0	0	(26)	3	0	0
2. 2004.....	16	17	17	17	17	17	17	25	25	25
3. 2005.....	XXX	17	18	18	18	18	18	25	25	25
4. 2006.....	XXX	XXX	18	19	19	19	19	22	21	21
5. 2007.....	XXX	XXX	XXX	9	11	11	11	12	11	12
6. 2008.....	XXX	XXX	XXX	XXX	7	8	8	9	9	9
7. 2009.....	XXX	XXX	XXX	XXX	XXX	5	6	7	6	6
8. 2010.....	XXX	XXX	XXX	XXX	XXX	XXX	6	8	8	8
9. 2011.....	XXX	XXX	XXX	XXX	XXX	XXX	XXX	9	8	8
10. 2012.....	XXX	XXX	XXX	XXX	XXX	XXX	XXX	XXX	5	6
11. 2013.....	XXX	XXX	XXX	XXX	XXX	XXX	XXX	XXX	XXX	5

Schedule P - Part 5H - Other Liability - Claims-Made - Section 1B

N O N E

Schedule P - Part 5H - Other Liability - Claims-Made - Section 2B

N O N E

Schedule P - Part 5H - Other Liability - Claims-Made - Section 3B

N O N E

Schedule P - Part 5R - Products Liability - Occurrence - Section 1A

N O N E

Schedule P - Part 5R - Products Liability - Occurrence - Section 2A

N O N E

Schedule P - Part 5R - Products Liability - Occurrence - Section 3A

N O N E

Schedule P - Part 5R - Products Liability - Claims-Made - Section 1B

N O N E

Schedule P - Part 5R - Products Liability - Claims-Made - Section 2B

N O N E

Schedule P - Part 5R - Products Liability - Claims-Made - Section 3B

N O N E

SCHEDULE P - PART 5T - WARRANTY
SECTION 1

Years in Years in Which Premiums Were Earned and Losses Were Incurred	CUMULATIVE NUMBER OF CLAIMS CLOSED WITH LOSS PAYMENT DIRECT AND ASSUMED AT YEAR END									
	1	2	3	4	5	6	7	8	9	10
	2004	2005	2006	2007	2008	2009	2010	2011	2012	2013
1. Prior.....	XXX	XXX	XXX	XXX	XXX	XXX	XXX	22	2	0
2. 2012.....	XXX	XXX	XXX	XXX	XXX	XXX	XXX	XXX	17	19
3. 2013	XXX	XXX	XXX	XXX	XXX	XXX	XXX	XXX	XXX	13

SECTION 2

Years in Years in Which Premiums Were Earned and Losses Were Incurred	NUMBER OF CLAIMS OUTSTANDING DIRECT AND ASSUMED AT YEAR END									
	1	2	3	4	5	6	7	8	9	10
	2004	2005	2006	2007	2008	2009	2010	2011	2012	2013
1. Prior.....	XXX	XXX	XXX	XXX	XXX	XXX	XXX	2	0	0
2. 2012.....	XXX	XXX	XXX	XXX	XXX	XXX	XXX	XXX	1	0
3. 2013	XXX	XXX	XXX	XXX	XXX	XXX	XXX	XXX	XXX	1

SECTION 3

Years in Years in Which Premiums Were Earned and Losses Were Incurred	CUMULATIVE NUMBER OF CLAIMS REPORTED DIRECT AND ASSUMED AT YEAR END									
	1	2	3	4	5	6	7	8	9	10
	2004	2005	2006	2007	2008	2009	2010	2011	2012	2013
1. Prior.....	XXX	XXX	XXX	XXX	XXX	XXX	XXX	24	1	0
2. 2012.....	XXX	XXX	XXX	XXX	XXX	XXX	XXX	XXX	18	20
3. 2013	XXX	XXX	XXX	XXX	XXX	XXX	XXX	XXX	XXX	14

ANNUAL STATEMENT FOR THE YEAR 2013 OF THE First Marine Insurance Co.

SCHEDULE P - PART 6C - COMMERCIAL AUTO/TRUCK LIABILITY/MEDICAL

SECTION 1

Years in Which Premiums Were Earned and Losses Were Incurred	CUMULATIVE PREMIUMS EARNED DIRECT AND ASSUMED AT YEAR END (\$000 OMITTED)										11 Current Year Premiums Earned
	1	2	3	4	5	6	7	8	9	10	
	2004	2005	2006	2007	2008	2009	2010	2011	2012	2013	
1. Prior.....	0	0	0	0	0	0	0	0	0	0	0
2. 2004.....	26	26	26	26	26	26	26	26	26	26	0
3. 2005.....	XXX	19	19	19	19	19	19	19	19	19	0
4. 2006.....	XXX	XXX	21	21	21	21	21	21	21	21	0
5. 2007.....	XXX	XXX	XXX	21	21	21	21	21	21	21	0
6. 2008.....	XXX	XXX	XXX	XXX	22	22	22	22	22	22	0
7. 2009.....	XXX	XXX	XXX	XXX	XXX	23	23	23	23	23	0
8. 2010.....	XXX	XXX	XXX	XXX	XXX	XXX	26	26	26	26	0
9. 2011.....	XXX	XXX	XXX	XXX	XXX	XXX	XXX	37	37	37	0
10. 2012.....	XXX	XXX	XXX	XXX	XXX	XXX	XXX	XXX	53	53	0
11. 2013.....	XXX	XXX	XXX	XXX	XXX	XXX	XXX	XXX	XXX	67	67
12. Totals.....	XXX	XXX	XXX	XXX	XXX	XXX	XXX	XXX	XXX	XXX	67
13. Earned Premiums (Sch P-Pt. 1)	26	19	21	21	22	23	26	37	53	67	XXX

SECTION 2

Years in Which Premiums Were Earned and Losses Were Incurred	CUMULATIVE PREMIUMS EARNED CEDED AT YEAR END (\$000 OMITTED)										11 Current Year Premiums Earned
	1	2	3	4	5	6	7	8	9	10	
	2004	2005	2006	2007	2008	2009	2010	2011	2012	2013	
1. Prior.....	0	0	0	0	0	0	0	0	0	0	0
2. 2004.....	2	2	2	2	2	2	2	2	2	2	0
3. 2005.....	XXX	1	1	1	1	1	1	1	1	1	0
4. 2006.....	XXX	XXX	1	1	1	1	1	1	1	1	0
5. 2007.....	XXX	XXX	XXX	1	1	1	1	1	1	1	0
6. 2008.....	XXX	XXX	XXX	XXX	1	1	1	1	1	1	0
7. 2009.....	XXX	XXX	XXX	XXX	XXX	1	1	1	1	1	0
8. 2010.....	XXX	XXX	XXX	XXX	XXX	XXX	2	2	2	2	0
9. 2011.....	XXX	XXX	XXX	XXX	XXX	XXX	XXX	10	10	10	0
10. 2012.....	XXX	XXX	XXX	XXX	XXX	XXX	XXX	XXX	26	26	0
11. 2013.....	XXX	XXX	XXX	XXX	XXX	XXX	XXX	XXX	XXX	38	38
12. Totals.....	XXX	XXX	XXX	XXX	XXX	XXX	XXX	XXX	XXX	XXX	38
13. Earned Premiums (Sch P-Pt. 1)	2	1	1	1	1	1	2	10	26	38	XXX

SCHEDULE P - PART 6D - WORKERS' COMPENSATION

(EXCLUDING EXCESS WORKERS' COMPENSATION)

SECTION 1

Years in Which Premiums Were Earned and Losses Were Incurred	CUMULATIVE PREMIUMS EARNED DIRECT AND ASSUMED AT YEAR END (\$000 OMITTED)										11 Current Year Premiums Earned
	1	2	3	4	5	6	7	8	9	10	
	2004	2005	2006	2007	2008	2009	2010	2011	2012	2013	
1. Prior.....	0	0	0	0	0	0	0	0	0	0	0
2. 2004.....	0	0	0	0	0	0	0	0	0	0	0
3. 2005.....	XXX	0	0	0	0	0	0	0	0	0	0
4. 2006.....	XXX	XXX	0	0	0	0	0	0	0	0	0
5. 2007.....	XXX	XXX	XXX	0	0	0	0	0	0	0	0
6. 2008.....	XXX	XXX	XXX	XXX	0	0	0	0	0	0	0
7. 2009.....	XXX	XXX	XXX	XXX	XXX	0	0	0	0	0	0
8. 2010.....	XXX	XXX	XXX	XXX	XXX	XXX	0	0	0	0	0
9. 2011.....	XXX	XXX	XXX	XXX	XXX	XXX	XXX	0	0	0	0
10. 2012.....	XXX	XXX	XXX	XXX	XXX	XXX	XXX	XXX	0	0	0
11. 2013.....	XXX	XXX	XXX	XXX	XXX	XXX	XXX	XXX	XXX	14	14
12. Totals.....	XXX	XXX	XXX	XXX	XXX	XXX	XXX	XXX	XXX	XXX	14
13. Earned Premiums (Sch P-Pt. 1)	0	0	0	0	0	0	0	0	0	14	XXX

SECTION 2

Years in Which Premiums Were Earned and Losses Were Incurred	CUMULATIVE PREMIUMS EARNED CEDED AT YEAR END (\$000 OMITTED)										11 Current Year Premiums Earned
	1	2	3	4	5	6	7	8	9	10	
	2004	2005	2006	2007	2008	2009	2010	2011	2012	2013	
1. Prior.....	0	0	0	0	0	0	0	0	0	0	0
2. 2004.....	0	0	0	0	0	0	0	0	0	0	0
3. 2005.....	XXX	0	0	0	0	0	0	0	0	0	0
4. 2006.....	XXX	XXX	0	0	0	0	0	0	0	0	0
5. 2007.....	XXX	XXX	XXX	0	0	0	0	0	0	0	0
6. 2008.....	XXX	XXX	XXX	XXX	0	0	0	0	0	0	0
7. 2009.....	XXX	XXX	XXX	XXX	XXX	0	0	0	0	0	0
8. 2010.....	XXX	XXX	XXX	XXX	XXX	XXX	0	0	0	0	0
9. 2011.....	XXX	XXX	XXX	XXX	XXX	XXX	XXX	0	0	0	0
10. 2012.....	XXX	XXX	XXX	XXX	XXX	XXX	XXX	XXX	0	0	0
11. 2013.....	XXX	XXX	XXX	XXX	XXX	XXX	XXX	XXX	XXX	14	14
12. Totals.....	XXX	XXX	XXX	XXX	XXX	XXX	XXX	XXX	XXX	XXX	14
13. Earned Premiums (Sch P-Pt. 1)	0	0	0	0	0	0	0	0	0	14	XXX

ANNUAL STATEMENT FOR THE YEAR 2013 OF THE First Marine Insurance Co.

SCHEDULE P - PART 6E - COMMERCIAL MULTIPLE PERIL

SECTION 1

Years in Which Premiums Were Earned and Losses Were Incurred	CUMULATIVE PREMIUMS EARNED DIRECT AND ASSUMED AT YEAR END (\$000 OMITTED)										11 Current Year Premiums Earned
	1	2	3	4	5	6	7	8	9	10	
	2004	2005	2006	2007	2008	2009	2010	2011	2012	2013	
1. Prior.....	0	0	0	0	0	0	0	0	0	0	0
2. 2004.....	93	93	93	93	93	93	93	93	93	93	0
3. 2005.....	XXX	131	131	131	131	131	131	131	131	131	0
4. 2006.....	XXX	XXX	123	123	123	123	123	123	123	123	0
5. 2007.....	XXX	XXX	XXX	147	147	147	147	147	147	147	0
6. 2008.....	XXX	XXX	XXX	XXX	122	122	122	122	122	122	0
7. 2009.....	XXX	XXX	XXX	XXX	XXX	135	135	135	135	135	0
8. 2010.....	XXX	XXX	XXX	XXX	XXX	XXX	130	130	130	130	0
9. 2011.....	XXX	XXX	XXX	XXX	XXX	XXX	XXX	159	159	159	0
10. 2012.....	XXX	XXX	XXX	XXX	XXX	XXX	XXX	XXX	63	63	0
11. 2013.....	XXX	XXX	XXX	XXX	XXX	XXX	XXX	XXX	XXX	80	80
12. Totals.....	XXX	XXX	XXX	XXX	XXX	XXX	XXX	XXX	XXX	XXX	80
13. Earned Premiums (Sch P-Pt. 1)	93	131	123	147	122	135	130	159	63	80	XXX

SECTION 2

Years in Which Premiums Were Earned and Losses Were Incurred	CUMULATIVE PREMIUMS EARNED CEDED AT YEAR END (\$000 OMITTED)										11 Current Year Premiums Earned
	1	2	3	4	5	6	7	8	9	10	
	2004	2005	2006	2007	2008	2009	2010	2011	2012	2013	
1. Prior.....	0	0	0	0	0	0	0	0	0	0	0
2. 2004.....	52	52	52	52	52	52	52	52	52	52	0
3. 2005.....	XXX	67	67	67	67	67	67	67	67	67	0
4. 2006.....	XXX	XXX	77	77	77	77	77	77	77	77	0
5. 2007.....	XXX	XXX	XXX	90	90	90	90	90	90	90	0
6. 2008.....	XXX	XXX	XXX	XXX	100	100	100	100	100	100	0
7. 2009.....	XXX	XXX	XXX	XXX	XXX	80	80	80	80	80	0
8. 2010.....	XXX	XXX	XXX	XXX	XXX	XXX	86	86	86	86	0
9. 2011.....	XXX	XXX	XXX	XXX	XXX	XXX	XXX	112	112	112	0
10. 2012.....	XXX	XXX	XXX	XXX	XXX	XXX	XXX	XXX	37	37	0
11. 2013.....	XXX	XXX	XXX	XXX	XXX	XXX	XXX	XXX	XXX	18	18
12. Totals.....	XXX	XXX	XXX	XXX	XXX	XXX	XXX	XXX	XXX	XXX	18
13. Earned Premiums (Sch P-Pt. 1)	52	67	77	90	100	80	86	112	37	18	XXX

SCHEDULE P - PART 6H - OTHER LIABILITY - OCCURRENCE

SECTION 1A

Years in Which Premiums Were Earned and Losses Were Incurred	CUMULATIVE PREMIUMS EARNED DIRECT AND ASSUMED AT YEAR END (\$000 OMITTED)										11 Current Year Premiums Earned
	1	2	3	4	5	6	7	8	9	10	
	2004	2005	2006	2007	2008	2009	2010	2011	2012	2013	
1. Prior.....	0	0	0	0	0	0	0	0	0	0	0
2. 2004.....	224	224	224	224	224	224	224	224	224	224	0
3. 2005.....	XXX	209	209	209	209	209	209	209	209	209	0
4. 2006.....	XXX	XXX	257	257	257	257	257	257	257	257	0
5. 2007.....	XXX	XXX	XXX	239	239	239	239	239	239	239	0
6. 2008.....	XXX	XXX	XXX	XXX	190	190	190	190	190	190	0
7. 2009.....	XXX	XXX	XXX	XXX	XXX	363	363	318	318	318	0
8. 2010.....	XXX	XXX	XXX	XXX	XXX	XXX	271	271	271	271	0
9. 2011.....	XXX	XXX	XXX	XXX	XXX	XXX	XXX	245	245	245	0
10. 2012.....	XXX	XXX	XXX	XXX	XXX	XXX	XXX	XXX	225	225	0
11. 2013.....	XXX	XXX	XXX	XXX	XXX	XXX	XXX	XXX	XXX	214	214
12. Totals.....	XXX	XXX	XXX	XXX	XXX	XXX	XXX	XXX	XXX	XXX	214
13. Earned Premiums (Sch P-Pt. 1)	224	209	257	239	190	363	271	199	225	214	XXX

SECTION 2A

Years in Which Premiums Were Earned and Losses Were Incurred	CUMULATIVE PREMIUMS EARNED CEDED AT YEAR END (\$000 OMITTED)										11 Current Year Premiums Earned
	1	2	3	4	5	6	7	8	9	10	
	2004	2005	2006	2007	2008	2009	2010	2011	2012	2013	
1. Prior.....	0	0	0	0	0	0	0	0	0	0	0
2. 2004.....	20	20	20	20	20	20	20	20	20	20	0
3. 2005.....	XXX	23	23	23	23	23	23	23	23	23	0
4. 2006.....	XXX	XXX	27	27	27	27	27	27	27	27	0
5. 2007.....	XXX	XXX	XXX	33	33	33	33	33	33	33	0
6. 2008.....	XXX	XXX	XXX	XXX	28	28	28	28	28	28	0
7. 2009.....	XXX	XXX	XXX	XXX	XXX	23	23	23	23	23	0
8. 2010.....	XXX	XXX	XXX	XXX	XXX	XXX	31	31	31	31	0
9. 2011.....	XXX	XXX	XXX	XXX	XXX	XXX	XXX	47	47	47	0
10. 2012.....	XXX	XXX	XXX	XXX	XXX	XXX	XXX	XXX	24	24	0
11. 2013.....	XXX	XXX	XXX	XXX	XXX	XXX	XXX	XXX	XXX	5	5
12. Totals.....	XXX	XXX	XXX	XXX	XXX	XXX	XXX	XXX	XXX	XXX	5
13. Earned Premiums (Sch P-Pt. 1)	20	23	27	33	28	23	31	47	24	5	XXX

ANNUAL STATEMENT FOR THE YEAR 2013 OF THE First Marine Insurance Co.

SCHEDULE P - PART 6H - OTHER LIABILITY - CLAIMS-MADE

SECTION 1B

Years in Which Premiums Were Earned and Losses Were Incurred	CUMULATIVE PREMIUMS EARNED DIRECT AND ASSUMED AT YEAR END (\$000 OMITTED)										11 Current Year Premiums Earned
	1	2	3	4	5	6	7	8	9	10	
	2004	2005	2006	2007	2008	2009	2010	2011	2012	2013	
1. Prior.....	0	0	0	0	0	0	0	0	0	0	0
2. 2004.....	0	0	0	0	0	0	0	0	0	0	0
3. 2005.....	XXX	0	0	0	0	0	0	0	0	0	0
4. 2006.....	XXX	XXX	0	0	0	0	0	0	0	0	0
5. 2007.....	XXX	XXX	XXX	0	0	0	0	0	0	0	0
6. 2008.....	XXX	XXX	XXX	XXX	0	0	0	0	0	0	0
7. 2009.....	XXX	XXX	XXX	XXX	XXX	0	0	0	0	0	0
8. 2010.....	XXX	XXX	XXX	XXX	XXX	XXX	0	0	0	0	0
9. 2011.....	XXX	XXX	XXX	XXX	XXX	XXX	XXX	0	0	0	0
10. 2012.....	XXX	XXX	XXX	XXX	XXX	XXX	XXX	XXX	0	0	0
11. 2013.....	XXX	XXX	XXX	XXX	XXX	XXX	XXX	XXX	XXX	0	0
12. Totals.....	XXX	XXX	XXX	XXX	XXX	XXX	XXX	XXX	XXX	XXX	0
13. Earned Premiums (Sch P-Pt. 1)	0	0	0	0	0	0	0	0	0	0	XXX

SECTION 2B

Years in Which Premiums Were Earned and Losses Were Incurred	CUMULATIVE PREMIUMS EARNED CEDED AT YEAR END (\$000 OMITTED)										11 Current Year Premiums Earned
	1	2	3	4	5	6	7	8	9	10	
	2004	2005	2006	2007	2008	2009	2010	2011	2012	2013	
1. Prior.....	0	0	0	0	0	0	0	0	0	0	0
2. 2004.....	0	0	0	0	0	0	0	0	0	0	0
3. 2005.....	XXX	0	0	0	0	0	0	0	0	0	0
4. 2006.....	XXX	XXX	0	0	0	0	0	0	0	0	0
5. 2007.....	XXX	XXX	XXX	0	0	0	0	0	0	0	0
6. 2008.....	XXX	XXX	XXX	XXX	0	0	0	0	0	0	0
7. 2009.....	XXX	XXX	XXX	XXX	XXX	0	0	0	0	0	0
8. 2010.....	XXX	XXX	XXX	XXX	XXX	XXX	0	0	0	0	0
9. 2011.....	XXX	XXX	XXX	XXX	XXX	XXX	XXX	0	0	0	0
10. 2012.....	XXX	XXX	XXX	XXX	XXX	XXX	XXX	XXX	0	0	0
11. 2013.....	XXX	XXX	XXX	XXX	XXX	XXX	XXX	XXX	XXX	0	0
12. Totals.....	XXX	XXX	XXX	XXX	XXX	XXX	XXX	XXX	XXX	XXX	0
13. Earned Premiums (Sch P-Pt. 1)	0	0	0	0	0	0	0	0	0	0	XXX

SCHEDULE P - PART 6M - INTERNATIONAL

SECTION 1

Years in Which Premiums Were Earned and Losses Were Incurred	CUMULATIVE PREMIUMS EARNED DIRECT AND ASSUMED AT YEAR END (\$000 OMITTED)										11 Current Year Premiums Earned
	1	2	3	4	5	6	7	8	9	10	
	2004	2005	2006	2007	2008	2009	2010	2011	2012	2013	
1. Prior.....											
2. 2004.....											
3. 2005.....	XXX										
4. 2006.....	XXX	XXX									
5. 2007.....	XXX	XXX	XXX								
6. 2008.....	XXX	XXX	XXX	XXX							
7. 2009.....	XXX	XXX	XXX	XXX	XXX						
8. 2010.....	XXX	XXX	XXX	XXX	XXX	XXX					
9. 2011.....	XXX	XXX	XXX	XXX	XXX	XXX	XXX				
10. 2012.....	XXX	XXX	XXX	XXX	XXX	XXX	XXX	XXX			
11. 2013.....	XXX	XXX	XXX	XXX	XXX	XXX	XXX	XXX	XXX		
12. Totals.....	XXX	XXX	XXX	XXX	XXX	XXX	XXX	XXX	XXX	XXX	
13. Earned Premiums (Sch P-Pt. 1)											XXX

SECTION 2

Years in Which Premiums Were Earned and Losses Were Incurred	CUMULATIVE PREMIUMS EARNED CEDED AT YEAR END (\$000 OMITTED)										11 Current Year Premiums Earned
	1	2	3	4	5	6	7	8	9	10	
	2004	2005	2006	2007	2008	2009	2010	2011	2012	2013	
1. Prior.....											
2. 2004.....											
3. 2005.....	XXX										
4. 2006.....	XXX	XXX									
5. 2007.....	XXX	XXX	XXX								
6. 2008.....	XXX	XXX	XXX	XXX							
7. 2009.....	XXX	XXX	XXX	XXX	XXX						
8. 2010.....	XXX	XXX	XXX	XXX	XXX	XXX					
9. 2011.....	XXX	XXX	XXX	XXX	XXX	XXX	XXX				
10. 2012.....	XXX	XXX	XXX	XXX	XXX	XXX	XXX	XXX			
11. 2013.....	XXX	XXX	XXX	XXX	XXX	XXX	XXX	XXX	XXX		
12. Totals.....	XXX	XXX	XXX	XXX	XXX	XXX	XXX	XXX	XXX	XXX	
13. Earned Premiums (Sch P-Pt. 1)											XXX

Schedule P - Part 6N- Reinsurance A - Nonproportional Assumed Property - Section 1

N O N E

Schedule P - Part 6N- Reinsurance A - Nonproportional Assumed Property - Section 2

N O N E

Schedule P - Part 6O - Reinsurance B - Nonproportional Liability - Section 1

N O N E

Schedule P - Part 6O - Reinsurance B - Nonproportional Assumed Liability - Section 2

N O N E

Schedule P - Part 6R - Products Liability - Occurrence - Section 1A

N O N E

Schedule P - Part 6R - Products Liability - Occurrence - Section 2A

N O N E

Schedule P - Part 6R - Products Liability - Claims-Made - Section 1B

N O N E

Schedule P - Part 6R - Products Liability - Claims-Made - Section 2B

N O N E

ANNUAL STATEMENT FOR THE YEAR 2013 OF THE First Marine Insurance Co.

SCHEDULE P - PART 7A - PRIMARY LOSS SENSITIVE CONTRACTS (\$000 OMITTED)

SECTION 1

Schedule P - Part 1	1 Total Net Losses and Expenses Unpaid	2 Net Losses and Expenses Unpaid on Loss Sensitive Contracts	3 Loss Sensitive as Percentage of Total	4 Total Net Premiums Written	5 Net Premiums Written on Loss Sensitive Contracts	6 Loss Sensitive as Percentage of Total
1. Homeowners/Farmowners	148	0	0.0	879	0	0.0
2. Private Passenger Auto Liability/ Medical	94	0	0.0	118	0	0.0
3. Commercial Auto/Truck Liability/ Medical	23	0	0.0	29	0	0.0
4. Workers' Compensation	0	0	0.0	0	0	0.0
5. Commercial Multiple Peril	15	0	0.0	106	0	0.0
6. Medical Professional Liability - Occurrence	0	0	0.0	0	0	0.0
7. Medical Professional Liability - Claims - Made	0	0	0.0	0	0	0.0
8. Special Liability	11	0	0.0	67	0	0.0
9. Other Liability - Occurrence	157	0	0.0	218	0	0.0
10. Other Liability - Claims-Made	0	0	0.0	0	0	0.0
11. Special Property	297	0	0.0	2,747	0	0.0
12. Auto Physical Damage	23	0	0.0	377	0	0.0
13. Fidelity/Surety	0	0	0.0	2	0	0.0
14. Other	0	0	0.0	1	0	0.0
15. International	0	0	0.0	0	0	0.0
16. Reinsurance - Nonproportional Assumed Property	XXX	XXX	XXX	XXX	XXX	XXX
17. Reinsurance - Nonproportional Assumed Liability	XXX	XXX	XXX	XXX	XXX	XXX
18. Reinsurance - Nonproportional Assumed Financial Lines	XXX	XXX	XXX	XXX	XXX	XXX
19. Products Liability - Occurrence	0	0	0.0	0	0	0.0
20. Products Liability - Claims-Made	0	0	0.0	0	0	0.0
21. Financial Guaranty/Mortgage Guaranty	0	0	0.0	0	0	0.0
22. Warranty	1	0	0.0	0	0	0.0
23. Totals	769	0	0.0	4,545	0	0.0

SECTION 2

Years in Which Policies Were Issued	INCURRED LOSSES AND DEFENSE AND COST CONTAINMENT EXPENSES REPORTED AT YEAR END (\$000 OMITTED)									
	1	2	3	4	5	6	7	8	9	10
	2004	2005	2006	2007	2008	2009	2010	2011	2012	2013
1. Prior.....										
2. 2004.....										
3. 2005.....	XXX									
4. 2006.....	XXX	XXX								
5. 2007.....	XXX	XXX	XX							
6. 2008.....	XXX	XXX	XX	XX						
7. 2009.....	XXX	XXX	XX	XXX	XXX					
8. 2010.....	XXX	XXX	XXX	XXX	XXX	XXX				
9. 2011.....	XXX	XXX	XXX	XXX	XXX	XXX	XXX			
10. 2012.....	XXX	XXX	XXX	XXX	XXX	XXX	XXX	XXX		
11. 2013.....	XXX	XXX	XXX	XXX	XXX	XXX	XXX	XXX	XXX	

SECTION 3

Years in Which Policies Were Issued	BULK AND INCURRED BUT NOT REPORTED RESERVES FOR LOSSES AND DEFENSE AND COST CONTAINMENT EXPENSES AT YEAR END (\$000 OMITTED)									
	1	2	3	4	5	6	7	8	9	10
	2004	2005	2006	2007	2008	2009	2010	2011	2012	2013
1. Prior.....										
2. 2004.....										
3. 2005.....	XXX									
4. 2006.....	XXX	XXX								
5. 2007.....	XXX	XXX	XX							
6. 2008.....	XXX	XXX	XX	XX						
7. 2009.....	XXX	XXX	XX	XXX	XXX					
8. 2010.....	XXX	XXX	XXX	XXX	XXX	XXX				
9. 2011.....	XXX	XXX	XXX	XXX	XXX	XXX	XXX			
10. 2012.....	XXX	XXX	XXX	XXX	XXX	XXX	XXX	XXX		
11. 2013.....	XXX	XXX	XXX	XXX	XXX	XXX	XXX	XXX	XXX	

Schedule P - Part 7A - Section 4 - Primary Loss Sensitive Contracts

N O N E

Schedule P - Part 7A - Section 5 - Primary Loss Sensitive Contracts

N O N E

ANNUAL STATEMENT FOR THE YEAR 2013 OF THE First Marine Insurance Co.

SCHEDULE P - PART 7B - REINSURANCE LOSS SENSITIVE CONTRACTS (\$000 OMITTED)

SECTION 1

Schedule P - Part 1	1 Total Net Losses and Expenses Unpaid	2 Net Losses and Expenses Unpaid on Loss Sensitive Contracts	3 Loss Sensitive as Percentage of Total	4 Total Net Premiums Written	5 Net Premiums Written on Loss Sensitive Contracts	6 Loss Sensitive as Percentage of Total
1. Homeowners/Farmowners	148	0	0.0	879	0	0.0
2. Private Passenger Auto Liability/Medical	94	0	0.0	118	0	0.0
3. Commercial Auto/Truck Liability/Medical	23	0	0.0	29	0	0.0
4. Workers' Compensation	0	0	0.0	0	0	0.0
5. Commercial Multiple Peril	15	0	0.0	106	0	0.0
6. Medical Professional Liability - Occurrence	0	0	0.0	0	0	0.0
7. Medical Professional Liability - Claims - Made	0	0	0.0	0	0	0.0
8. Special Liability	11	0	0.0	67	0	0.0
9. Other Liability - Occurrence	157	0	0.0	218	0	0.0
10. Other Liability - Claims-Made	0	0	0.0	0	0	0.0
11. Special Property	297	0	0.0	2,747	0	0.0
12. Auto Physical Damage	23	0	0.0	377	0	0.0
13. Fidelity/Surety	0	0	0.0	2	0	0.0
14. Other	0	0	0.0	1	0	0.0
15. International	0	0	0.0	0	0	0.0
16. Reinsurance - Nonproportional Assumed Property	0	0	0.0	0	0	0.0
17. Reinsurance - Nonproportional Assumed Liability	0	0	0.0	0	0	0.0
18. Reinsurance - Nonproportional Assumed Financial Lines	0	0	0.0	0	0	0.0
19. Products Liability - Occurrence	0	0	0.0	0	0	0.0
20. Products Liability - Claims-Made	0	0	0.0	0	0	0.0
21. Financial Guaranty/Mortgage Guaranty	0	0	0.0	0	0	0.0
22. Warranty	1	0	0.0	0	0	0.0
23. Totals	769	0	0.0	4,545	0	0.0

SECTION 2

Years in Which Policies Were Issued	INCURRED LOSSES AND DEFENSE AND COST CONTAINMENT EXPENSES REPORTED AT YEAR END (\$000 OMITTED)									
	1	2	3	4	5	6	7	8	9	10
	2004	2005	2006	2007	2008	2009	2010	2011	2012	2013
1. Prior.....										
2. 2004.....										
3. 2005.....	XXX									
4. 2006.....	XXX	XXX								
5. 2007.....	XXX	XXX	XX							
6. 2008.....	XXX	XXX	XX	XX						
7. 2009.....	XXX	XXX	XX	XXX	XXX					
8. 2010.....	XXX	XXX	XXX	XXX	XXX	XXX				
9. 2011.....	XXX	XXX	XXX	XXX	XXX	XXX	XXX			
10. 2012.....	XXX	XXX	XXX	XXX	XXX	XXX	XXX	XXX		
11. 2013.....	XXX	XXX	XXX	XXX	XXX	XXX	XXX	XXX	XXX	

SECTION 3

Years in Which Policies Were Issued	BULK AND INCURRED BUT NOT REPORTED RESERVES FOR LOSSES AND DEFENSE AND COST CONTAINMENT EXPENSES AT YEAR END (\$000 OMITTED)									
	1	2	3	4	5	6	7	8	9	10
	2004	2005	2006	2007	2008	2009	2010	2011	2012	2013
1. Prior.....										
2. 2004.....										
3. 2005.....	XXX									
4. 2006.....	XXX	XXX								
5. 2007.....	XXX	XXX	XX							
6. 2008.....	XXX	XXX	XX	XX						
7. 2009.....	XXX	XXX	XX	XXX	XXX					
8. 2010.....	XXX	XXX	XXX	XXX	XXX	XXX				
9. 2011.....	XXX	XXX	XXX	XXX	XXX	XXX	XXX			
10. 2012.....	XXX	XXX	XXX	XXX	XXX	XXX	XXX	XXX		
11. 2013.....	XXX	XXX	XXX	XXX	XXX	XXX	XXX	XXX	XXX	

Schedule P - Part 7B - Section 4 - Reinsurance Loss Sensitive Contracts

N O N E

Schedule P - Part 7B - Section 5 - Reinsurance Loss Sensitive Contracts

N O N E

Schedule P - Part 7B - Section 6 - Reinsurance Loss Sensitive Contracts

N O N E

Schedule P - Part 7B - Section 7 - Reinsurance Loss Sensitive Contracts

N O N E

SCHEDULE P INTERROGATORIES

1. The following questions relate to yet-to-be-issued Extended Reporting Endorsements (EREs) arising from Death, Disability, or Retirement (DDR) provisions in Medical Professional Liability Claims Made insurance policies. EREs provided for reasons other than DDR are not to be included.
- 1.1 Does the company issue Medical Professional Liability Claims Made insurance policies that provide tail (also known as an extended reporting endorsement, or “ERE”) benefits in the event of Death, Disability, or Retirement (DDR) at a reduced charge or at no additional cost? Yes [] No [X]
If the answer to question 1.1 is “no”, leave the following questions blank. If the answer to question 1.1 is “yes”, please answer the following questions:
- 1.2 What is the total amount of the reserve for that provision (DDR Reserve), as reported, explicitly or not, elsewhere in this statement (in dollars)?\$0
- 1.3 Does the company report any DDR reserve as Unearned Premium Reserve per SSAP #65? Yes [] No [X]
- 1.4 Does the company report any DDR reserve as loss or loss adjustment expense reserve? Yes [] No [X]
- 1.5 If the company reports DDR reserve as Unearned Premium Reserve, does that amount match the figure on the Underwriting and Investment Exhibit, Part 1A – Recapitulation of all Premiums (Page 7) Column 2, Lines 11.1 plus 11.2? Yes [] No [] N/A [X]
- 1.6 If the company reports DDR reserve as loss or loss adjustment expense reserve, please complete the following table corresponding to where these reserves are reported in Schedule P:

Years in Which Premiums Were Earned and Losses Were Incurred	DDR Reserve Included in Schedule P, Part 1F, Medical Professional Liability Column 24: Total Net Losses and Expenses Unpaid	
	1 Section 1: Occurrence	2 Section 2: Claims-Made
1.601 Prior	0	0
1.602 2004	0	0
1.603 2005	0	0
1.604 2006	0	0
1.605 2007	0	0
1.606 2008	0	0
1.607 2009	0	0
1.608 2010	0	0
1.609 2011	0	0
1.610 2012	0	0
1.611 2013	0	0
1.612 Totals	0	0

2. The definition of allocated loss adjustment expenses (ALAE) and, therefore, unallocated loss adjustment expenses (ULAE) was changed effective January 1, 1998. This change in definition applies to both paid and unpaid expenses. Are these expenses (now reported as “Defense and Cost Containment” and “Adjusting and Other”) reported in compliance with these definitions in this statement? Yes [X] No []
3. The Adjusting and Other expense payments and reserves should be allocated to the years in which the losses were incurred based on the number of claims reported, closed and outstanding in those years. When allocating Adjusting and Other expense between companies in a group or a pool, the Adjusting and Other expense should be allocated in the same percentage used for the loss amounts and the claim counts. For reinsurers, Adjusting and Other expense assumed should be reported according to the reinsurance contract. For Adjusting and Other expense incurred by reinsurers, or in those situations where suitable claim count information is not available, Adjusting and Other expense should be allocated by a reasonable method determined by the company and described in Interrogatory 7, below. Are they so reported in this Statement? Yes [X] No []
4. Do any lines in Schedule P include reserves that are reported gross of any discount to present value of future payments, and that are reported net of such discounts on Page 10? Yes [] No [X]

If yes, proper disclosure must be made in the Notes to Financial Statements, as specified in the Instructions. Also, the discounts must be reported in Schedule P - Part 1, Columns 32 and 33. Schedule P must be completed gross of non-tabular discounting. Work papers relating to discount calculations must be available for examination upon request.
Discounting is allowed only if expressly permitted by the state insurance department to which this Annual Statement is being filed.
5. What were the net premiums in force at the end of the year for:
(in thousands of dollars)

5.1 Fidelity0
5.2 Surety1
6. Claim count information is reported per claim or per claimant (Indicate which).per claim.....
If not the same in all years, explain in Interrogatory 7.
- 7.1 The information provided in Schedule P will be used by many persons to estimate the adequacy of the current loss and expense reserves, among other things. Are there any especially significant events, coverage, retention or accounting changes that have occurred that must be considered when making such analyses? Yes [] No [X]
- 7.2 (An extended statement may be attached.)
.....

SCHEDULE T - PART 2
INTERSTATE COMPACT - EXHIBIT OF PREMIUMS WRITTEN

Allocated by States and Territories

States, Etc.		Direct Business Only					
		1	2	3	4	5	6
		Life (Group and Individual)	Annuities (Group and Individual)	Disability Income (Group and Individual)	Long-Term Care (Group and Individual)	Deposit-Type Contracts	Totals
1.	Alabama	AL					
2.	Alaska	AK					
3.	Arizona	AZ					
4.	Arkansas	AR					
5.	California	CA					
6.	Colorado	CO					
7.	Connecticut	CT					
8.	Delaware	DE					
9.	District of Columbia	DC					
10.	Florida	FL					
11.	Georgia	GA					
12.	Hawaii	HI					
13.	Idaho	ID					
14.	Illinois	IL					
15.	Indiana	IN					
16.	Iowa	IA					
17.	Kansas	KS					
18.	Kentucky	KY					
19.	Louisiana	LA					
20.	Maine	ME					
21.	Maryland	MD					
22.	Massachusetts	MA					
23.	Michigan	MI					
24.	Minnesota	MN					
25.	Mississippi	MS					
26.	Missouri	MO					
27.	Montana	MT					
28.	Nebraska	NE					
29.	Nevada	NV					
30.	New Hampshire	NH					
31.	New Jersey	NJ					
32.	New Mexico	NM					
33.	New York	NY					
34.	North Carolina	NC					
35.	North Dakota	ND					
36.	Ohio	OH					
37.	Oklahoma	OK					
38.	Oregon	OR					
39.	Pennsylvania	PA					
40.	Rhode Island	RI					
41.	South Carolina	SC					
42.	South Dakota	SD					
43.	Tennessee	TN					
44.	Texas	TX					
45.	Utah	UT					
46.	Vermont	VT					
47.	Virginia	VA					
48.	Washington	WA					
49.	West Virginia	WV					
50.	Wisconsin	WI					
51.	Wyoming	WY					
52.	American Samoa	AS					
53.	Guam	GU					
54.	Puerto Rico	PR					
55.	U.S. Virgin Islands	VI					
56.	Northern Mariana Islands	MP					
57.	Canada	CAN					
58.	Aggregate Other Alien	OT					
59.	Total						

NONE

SCHEDULE Y

PART 1A - DETAIL OF INSURANCE HOLDING COMPANY SYSTEM

1	2	3	4	5	6	7	8	9	10	11	12	13	14	15
Group Code	Group Name	NAIC Company Code	Federal ID Number	Federal RSSD	CIK	Name of Securities Exchange if Publicly Traded (U.S. or International)	Names of Parent, Subsidiaries Or Affiliates	Domi-ciliary Location	Relation-ship to Reporting Entity	Directly Controlled by (Name of Entity/Person)	Type of Control (Ownership, Board, Management, Attorney-in-Fact, Influence, Other)	If Control is Ownership Provide Percentage	Ultimate Controlling Entity(ies)/Person(s)	*
			AA-1340165	1575831	0001021268	DE	Muenchener Rueckversicherung AG, Muenchen	.DEU				.0.000		
										Muenchener Rueckversicherung AG, Muenchen		.0.000		
							40, Rue Courcelles SAS, Paris	.FRA	NIA		Ownership	.100.000	Muenchener Rueckversicherung AG	
							Adelfa Servicios a Instalaciones Fotovoltaicas, S.L., Santa Cruz de Tenerife	.ESP	NIA	MR RENT-Investment GmbH, Muenchen	Ownership	.100.000	Muenchener Rueckversicherung AG	
										ERGO Versicherungsgruppe AG, Duesseldorf	Other	.0.000	Muenchener Rueckversicherung AG	
							AEVG 2004 GmbH, Frankfurt	.DEU	NIA					
							aktiva Vermittlung von Versicherungen und Finanz-Dienstleistungen GmbH, Koeln	.DEU	NIA	DKV Deutsche Krankenversicherung Aktiengesellschaft, Koeln	Ownership	.100.000	Muenchener Rueckversicherung AG	
										ERGO Neunte Beteiligungsgesellschaft mbH, Duesseldorf	Ownership	.100.000	Muenchener Rueckversicherung AG	
							ALICE GmbH, Duesseldorf	.DEU	NIA	ERGO Versicherungsgruppe AG, Duesseldorf	Ownership	.100.000	Muenchener Rueckversicherung AG	
							almeda GmbH, Muenchen	.DEU	NIA		Ownership	.100.000	Muenchener Rueckversicherung AG	
							American Alternative Insurance Corporation			Munich Re America Corporation, Wilmington, Delaware	Ownership	.100.000	Muenchener Rueckversicherung AG	
.0361	Munich RE Group	.19720	52-2048110					.DE	.IA		Ownership	.100.000	Muenchener Rueckversicherung AG	
.0361	Munich RE Group	.23450	31-0711074				American Family Home Insurance Co.	.FL	.IA	Amelia, Ohio	Ownership	.100.000	Muenchener Rueckversicherung AG	
.0361	Munich RE Group	.23469	31-0715697				American Modern Home Insurance Co.	.OH	.IA	American Modern Insurance Group, Inc., Amelia, Ohio	Ownership	.100.000	Muenchener Rueckversicherung AG	
			31-1279157				American Modern Home Service Co.	.OH	NIA	American Modern Insurance Group, Inc., Amelia, Ohio	Ownership	.100.000	Muenchener Rueckversicherung AG	
.0361	Munich RE Group	.12314	20-2769607				American Modern Insurance Co. of Florida, Inc.	.FL	.IA	American Southern Home Insurance Company, Jacksonville, Florida	Ownership	.100.000	Muenchener Rueckversicherung AG	
			31-1395650				American Modern Insurance Group, Inc.	.OH	NIA	Midland-Guardian Co., Amelia, Ohio	Ownership	.100.000	Muenchener Rueckversicherung AG	
.0361	Munich RE Group	.42005	31-1056196				American Modern Lloyd's Insurance Co.	.TX	.IA	American Modern Home Insurance Company, Amelia, Ohio	Ownership	.100.000	Muenchener Rueckversicherung AG	
.0361	Munich RE Group	.38652	38-2342976				American Modern Select Insurance Co.	.OH	.IA	American Modern Home Insurance Company, Amelia, Ohio	Ownership	.100.000	Muenchener Rueckversicherung AG	
.0361	Munich RE Group	.12489	20-3901790				American Modern Surplus Lines Insurance Co.	.OH	.IA	American Family Home Insurance Company, Jacksonville, Florida	Ownership	.100.000	Muenchener Rueckversicherung AG	
.0361	Munich RE Group	.41998	59-2236254				American Southern Home Insurance Co.	.FL	.IA	American Modern Home Insurance Company, Amelia, Ohio	Ownership	.100.000	Muenchener Rueckversicherung AG	
.0361	Munich RE Group	.35912	31-0920414				American Western Home Insurance Co.	.OK	.IA	American Modern Home Insurance Company, Amelia, Ohio	Ownership	.100.000	Muenchener Rueckversicherung AG	
							Amicus Legal Ltd., Bristol	.GBR	NIA	DAS UK Holdings Limited, Bristol	Ownership	.100.000	Muenchener Rueckversicherung AG	
							ArztPartner almeda AG, Muenchen	.DEU	NIA	ERGO Neunte Beteiligungsgesellschaft mbH, Duesseldorf	Ownership	.100.000	Muenchener Rueckversicherung AG	
										ERGO Versicherungsgruppe AG, Duesseldorf	Ownership	.100.000	Muenchener Rueckversicherung AG	
							avanturo GmbH, Duesseldorf	.DEU	NIA					
							B&C International Insurance, Hamilton, Bermuda	.BMJ	.IA	Bell & Clements (Bermuda) Ltd., Hamilton, Bermuda	Ownership	.100.000	Muenchener Rueckversicherung AG	
							Bagmoor Holdings Limited, London	.GBR	NIA	MR RENT UK Investment Limited, London	Ownership	.100.000	Muenchener Rueckversicherung AG	
							Bagmoor Wind Limited, Bristol	.GBR	NIA	Bagmoor Holdings Limited, London	Ownership	.100.000	Muenchener Rueckversicherung AG	
							Beaufort Dedicated No.1 Ltd, London	.GBR	.IA	MSP Underwriting Ltd., London	Ownership	.100.000	Muenchener Rueckversicherung AG	
							Beaufort Dedicated No.2 Ltd, London	.GBR	.IA	MSP Underwriting Ltd., London	Ownership	.100.000	Muenchener Rueckversicherung AG	
							Beaufort Dedicated No.5 Ltd, London	.GBR	.IA	MSP Underwriting Ltd., London	Ownership	.100.000	Muenchener Rueckversicherung AG	
							Beaufort Underwriting Agency Limited, London	.GBR	NIA	MSP Underwriting Ltd., London	Ownership	.100.000	Muenchener Rueckversicherung AG	

SCHEDULE Y
PART 1A - DETAIL OF INSURANCE HOLDING COMPANY SYSTEM

1	2	3	4	5	6	7	8	9	10	11	12	13	14	15
Group Code	Group Name	NAIC Company Code	Federal ID Number	Federal RSSD	CIK	Name of Securities Exchange if Publicly Traded (U.S. or International)	Names of Parent, Subsidiaries Or Affiliates	Domi-ciliary Loca-tion	Relation-ship to Reporting Entity	Directly Controlled by (Name of Entity/Person)	Type of Control (Ownership, Board, Management, Attorney-in-Fact, Influence, Other)	If Control is Ownership Provide Percentage	Ultimate Controlling Entity(ies)/Person(s)	*
							Bell & Clements (Bermuda) Ltd., Hamilton, Bermuda	BMU	NIA	Muenchener Rueckversicherung AG, Muenchen	Ownership	100.000	Muenchener Rueckversicherung AG	
							Bell & Clements (London) Ltd, London	GBR	NIA	Bell & Clements (Bermuda) Ltd., Hamilton, Bermuda	Ownership	100.000	Muenchener Rueckversicherung AG	
							Bell & Clements (USA) Inc, Reston, Virginia	US	NIA	Bell & Clements (London) Ltd, London	Ownership	100.000	Muenchener Rueckversicherung AG	
							Bell & Clements Inc, Reston, Virginia	US	NIA	Bell & Clements (USA) Inc, Reston, Virginia	Ownership	100.000	Muenchener Rueckversicherung AG	
							Bell & Clements Ltd, London	GBR	NIA	Bell & Clements (London) Ltd, London	Ownership	100.000	Muenchener Rueckversicherung AG	
							Bos Incasso B.V., Groningen	NLD	NIA	DAS Legal Finance B.V., Amsterdam	Ownership	89.800	Muenchener Rueckversicherung AG	
							CAPITAL PLAZA Holding GmbH & Co. Singapur KG, Duesseldorf	DEU	NIA	ERGO Versicherungsgruppe AG, Duesseldorf	Ownership	70.000	Muenchener Rueckversicherung AG	
							CAPITAL PLAZA Holding GmbH & Co. Singapur KG, Duesseldorf	DEU	NIA	ERGO Lebensversicherung Aktiengesellschaft, Hamburg	Ownership	20.000	Muenchener Rueckversicherung AG	
							CAPITAL PLAZA Holding GmbH & Co. Singapur KG, Duesseldorf	DEU	NIA	DKV Deutsche Krankenversicherung Aktiengesellschaft, Koeln	Ownership	10.000	Muenchener Rueckversicherung AG	
							CAPITAL PLAZA Holding GmbH & Co. Singapur KG, Duesseldorf	DEU	NIA	CAPITAL PLAZA Holding GmbH, Duesseldorf	Other	0.000	Muenchener Rueckversicherung AG	
							CJSIC European Travel Insurance, Moskau	RUS	IA	EUROPAeISCHE Reiseversicherung Aktiengesellschaft, Muenchen	Ownership	100.000	Muenchener Rueckversicherung AG	
							Comino Beteiligungen GmbH, Gruenwald	DEU	NIA	Muenchener Rueckversicherung AG, Muenchen	Ownership	100.000	Muenchener Rueckversicherung AG	
							Compagnie Européenne d'Assurances, Nanterre	FRA	IA	EUROPAeISCHE Reiseversicherung Aktiengesellschaft, Muenchen	Ownership	100.000	Muenchener Rueckversicherung AG	
							Compania Europea de Seguros S.A., Madrid	ESP	IA	EUROPAeISCHE Reiseversicherung Aktiengesellschaft, Muenchen	Ownership	100.000	Muenchener Rueckversicherung AG	
							D.A.S. Defensa del Automovilista y de Siniestros - Internacional, S.A. de Seguros y Reaseguros, Barcelona	ESP	IA	D.A.S. Deutscher Automobil Schutz Allgemeine Rechtsschutz-Versicherungs-Aktiengesellschaft, Muenchen	Ownership	100.000	Muenchener Rueckversicherung AG	
							D.A.S. Deutscher Automobil Schutz Allgemeine Rechtsschutz-Versicherungs-Aktiengesellschaft, Muenchen	DEU	IA	ERGO Versicherung Aktiengesellschaft, Duesseldorf	Ownership	75.600	Muenchener Rueckversicherung AG	
							D.A.S. Deutscher Automobil Schutz Allgemeine Rechtsschutz-Versicherungs-Aktiengesellschaft, Muenchen	DEU	IA	ERGO Versicherungsgruppe AG, Duesseldorf	Ownership	24.400	Muenchener Rueckversicherung AG	
							D.A.S. HELLAS Allgemeine Rechtsschutz-Versicherungs-AG, Athen	GRC	IA	D.A.S. Deutscher Automobil Schutz Allgemeine Rechtsschutz-Versicherungs-Aktiengesellschaft, Muenchen	Ownership	100.000	Muenchener Rueckversicherung AG	
							D.A.S. Jogvédelmi Biztosító Részvénytársaság, Budapest	HUN	IA	D.A.S. Deutscher Automobil Schutz Allgemeine Rechtsschutz-Versicherungs-Aktiengesellschaft, Muenchen	Ownership	100.000	Muenchener Rueckversicherung AG	
							D.A.S. Luxemburg Allgemeine Rechtsschutz-Versicherung S.A., Strassen	LUX	IA	D.A.S. Deutscher Automobil Schutz Allgemeine Rechtsschutz-Versicherungs-Aktiengesellschaft, Muenchen	Ownership	100.000	Muenchener Rueckversicherung AG	
							D.A.S. Oigusabikulude Kindlustuse AS, Tallinn	EST	IA	D.A.S. Deutscher Automobil Schutz Allgemeine Rechtsschutz-Versicherungs-Aktiengesellschaft, Muenchen	Ownership	100.000	Muenchener Rueckversicherung AG	
							D.A.S. pojišť'ovna právní ochrany, a.s., Prag	CZE	IA	D.A.S. Deutscher Automobil Schutz Allgemeine Rechtsschutz-Versicherungs-Aktiengesellschaft, Muenchen	Ownership	100.000	Muenchener Rueckversicherung AG	

SCHEDULE Y
PART 1A - DETAIL OF INSURANCE HOLDING COMPANY SYSTEM

1	2	3	4	5	6	7	8	9	10	11	12	13	14	15
Group Code	Group Name	NAIC Company Code	Federal ID Number	Federal RSSD	CIK	Name of Securities Exchange if Publicly Traded (U.S. or International)	Names of Parent, Subsidiaries Or Affiliates	Domi-ciliary Loca-tion	Relation-ship to Reporting Entity	Directly Controlled by (Name of Entity/Person)	Type of Control (Ownership, Board, Management, Attorney-in-Fact, Influence, Other)	If Control is Ownership Provide Percentage	Ultimate Controlling Entity(ies)/Person(s)	*
							D.A.S. Rechtsschutz Aktiengesellschaft, Wien	AUT	IA	D.A.S. Deutscher Automobil Schutz Allgemeine Rechtsschutz-Versicherungs-Aktiengesellschaft, Muenchen	Ownership	100.000	Muenchener Rueckversicherung AG	
							D.A.S. Société anonyme belge d'assurances de Protection Juridique, Brussels	BEL	IA	D.A.S. Deutscher Automobil Schutz Allgemeine Rechtsschutz-Versicherungs-Aktiengesellschaft, Muenchen	Ownership	100.000	Muenchener Rueckversicherung AG	
							D.A.S. Towarzystwo Ubezpieczen Ochrony Prawnej S.A., Warsaw	POL	IA	D.A.S. Deutscher Automobil Schutz Allgemeine Rechtsschutz-Versicherungs-Aktiengesellschaft, Muenchen	Ownership	100.000	Muenchener Rueckversicherung AG	
							Daman Health Insurance - Qatar LLC, Doha, Qatar	QAT	IA	Munich Health Daman Holding Ltd., Abu Dhabi	Ownership	100.000	Muenchener Rueckversicherung AG	
							DAS Assistance Limited, Bristol	GBR	NIA	DAS UK Holdings Limited, Bristol	Ownership	100.000	Muenchener Rueckversicherung AG	
							DAS Holding N.V., Amsterdam	NLD	NIA	D.A.S. Deutscher Automobil Schutz Allgemeine Rechtsschutz-Versicherungs-Aktiengesellschaft, Muenchen	Ownership	50.000	Muenchener Rueckversicherung AG	
							DAS Holding N.V., Amsterdam	NLD	NIA	Stichting Aandelen Beheer D.A.S. Holding, Amsterdam	Ownership	1.000	Muenchener Rueckversicherung AG	
							DAS Law Solicitors Limited, Bristol	GBR	NIA	DAS UK Holdings Limited, Bristol	Ownership	100.000	Muenchener Rueckversicherung AG	
							DAS Legal Expenses Insurance Co., Ltd., Seoul	KOR	IA	D.A.S. Deutscher Automobil Schutz Allgemeine Rechtsschutz-Versicherungs-Aktiengesellschaft, Muenchen	Ownership	100.000	Muenchener Rueckversicherung AG	
							DAS Legal Expenses Insurance Company Limited, Bristol	GBR	IA	DAS UK Holdings Limited, Bristol	Ownership	100.000	Muenchener Rueckversicherung AG	
							DAS Legal Finance B.V., Amsterdam	NLD	NIA	DAS Holding N.V., Amsterdam	Ownership	100.000	Muenchener Rueckversicherung AG	
							DAS Legal Protection Insurance Company Ltd., Toronto	CAN	IA	DAS UK Holdings Limited, Bristol	Ownership	51.000	Muenchener Rueckversicherung AG	
							DAS Legal Protection Insurance Company Ltd., Toronto	CAN	IA	D.A.S. Deutscher Automobil Schutz Allgemeine Rechtsschutz-Versicherungs-Aktiengesellschaft, Muenchen	Ownership	49.000	Muenchener Rueckversicherung AG	
							DAS LEGAL SERVICES LIMITED, Bristol	GBR	NIA	DAS UK Holdings Limited, Bristol	Ownership	100.000	Muenchener Rueckversicherung AG	
							DAS Nederlandse Rechtsbijstand Verzekeringmaatschappij N.V., Amsterdam	NLD	IA	DAS Holding N.V., Amsterdam	Ownership	100.000	Muenchener Rueckversicherung AG	
							DAS Rechtsschutz-Versicherungs-AG, Luzern	CHE	IA	D.A.S. Deutscher Automobil Schutz Allgemeine Rechtsschutz-Versicherungs-Aktiengesellschaft, Muenchen	Ownership	100.000	Muenchener Rueckversicherung AG	
							DAS Services Limited, Bristol	GBR	NIA	DAS UK Holdings Limited, Bristol	Ownership	100.000	Muenchener Rueckversicherung AG	
							DAS Support B.V., Amsterdam	NLD	NIA	DAS Holding N.V., Amsterdam	Ownership	100.000	Muenchener Rueckversicherung AG	
							DAS UK Holdings Limited, Bristol	GBR	NIA	D.A.S. Deutscher Automobil Schutz Allgemeine Rechtsschutz-Versicherungs-Aktiengesellschaft, Muenchen	Ownership	100.000	Muenchener Rueckversicherung AG	
							DKV BELGIUM S.A., Brussels	BEL	IA	Munich Health Alpha GmbH, Muenchen	Ownership	100.000	Muenchener Rueckversicherung AG	
							DKV BELGIUM S.A., Brussels	BEL	IA	Munich Health Holding AG, Muenchen	Ownership	0.000	Muenchener Rueckversicherung AG	
			98-0681814				DKV Deutsche Krankenversicherung Aktiengesellschaft, Koeln	DEU	IA	ERGO Versicherungsgruppe AG, Duesseldorf	Ownership	100.000	Muenchener Rueckversicherung AG	
							DKV Luxembourg S.A., Luxembourg	LUX	IA	Munich Health Holding AG, Muenchen	Ownership	75.000	Muenchener Rueckversicherung AG	
							DKV Pflegedienste & Residenzen GmbH, Koeln	DEU	NIA	DKV Deutsche Krankenversicherung Aktiengesellschaft, Koeln	Ownership	100.000	Muenchener Rueckversicherung AG	
							DKV Seguros y Reasegueros, Sociedad Anónima Española, Saragossa	ESP	IA	Munich Health Holding AG, Muenchen	Ownership	100.000	Muenchener Rueckversicherung AG	

SCHEDULE Y
PART 1A - DETAIL OF INSURANCE HOLDING COMPANY SYSTEM

1	2	3	4	5	6	7	8	9	10	11	12	13	14	15
Group Code	Group Name	NAIC Company Code	Federal ID Number	Federal RSSD	CIK	Name of Securities Exchange if Publicly Traded (U.S. or International)	Names of Parent, Subsidiaries Or Affiliates	Domi-ciliary Loca-tion	Relation-ship to Reporting Entity	Directly Controlled by (Name of Entity/Person)	Type of Control (Ownership, Board, Management, Attorney-in-Fact, Influence, Other)	If Control is Ownership Provide Percentage	Ultimate Controlling Entity(ies)/Person(s)	*
			06-1413773				EIG, Co.	DE	NIA	The Hartford Steam Boiler Inspection and Insurance Company, Hartford, Connecticut	Ownership	100.000	Muenchener Rueckversicherung AG	
							ERGO ASIGURARI DE VIATA SA, Bukarest		IA	ERGO Austria International AG, Wien	Ownership	100.000	Muenchener Rueckversicherung AG	
							ERGO ASIGURARI DE VIATA SA, Bukarest		IA	ERGO International Aktiengesellschaft, Duesseldorf	Ownership	0.000	Muenchener Rueckversicherung AG	
							ERGO Assicurazioni S.p.A., Mailand	ITA	IA	ERGO Italia S.p.A., Mailand	Ownership	100.000	Muenchener Rueckversicherung AG	
							ERGO Austria International AG, Wien	AUT	NIA	ERGO International Aktiengesellschaft, Duesseldorf	Ownership	100.000	Muenchener Rueckversicherung AG	
							ERGO Beratung und Vertrieb AG, Duesseldorf			ERGO Versicherungsgruppe AG, Duesseldorf				
							ERGO DIREKT Krankenversicherung AG, Fuerth	DEU	NIA	ERGO Versicherungsgruppe AG, Duesseldorf	Ownership	100.000	Muenchener Rueckversicherung AG	
								DEU	IA	ERGO Versicherungsgruppe AG, Duesseldorf	Ownership	100.000	Muenchener Rueckversicherung AG	
							ERGO DIREKT Lebensversicherung AG, Fuerth	DEU	IA	ERGO Versicherungsgruppe AG, Duesseldorf	Ownership	100.000	Muenchener Rueckversicherung AG	
							ERGO Direkt Lebensversicherung AG, Schwechat	AUT	IA	ERGO Austria International AG, Wien	Ownership	100.000	Muenchener Rueckversicherung AG	
							ERGO DIREKT Versicherung AG, Fuerth	DEU	IA	ERGO Versicherungsgruppe AG, Duesseldorf	Ownership	100.000	Muenchener Rueckversicherung AG	
							ERGO Életbiztosító Zrt., Budapest	HUN	IA	ERGO Austria International AG, Wien	Ownership	88.800	Muenchener Rueckversicherung AG	
							ERGO Életbiztosító Zrt., Budapest	HUN	IA	ERGO Versicherung Aktiengesellschaft, Wien	Ownership	11.200	Muenchener Rueckversicherung AG	
							ERGO Elfte Beteiligungsgesellschaft mbH, Duesseldorf	DEU	NIA	ERGO Versicherungsgruppe AG, Duesseldorf	Ownership	100.000	Muenchener Rueckversicherung AG	
							ERGO Emeklilik ve Hayat A.S., Istanbul	TUR	IA	ERGO Grubu Holding A.S., Istanbul	Ownership	100.000	Muenchener Rueckversicherung AG	
							ERGO Funds AS, Tallinn	EST	NIA	ERGO International Aktiengesellschaft, Duesseldorf	Ownership	46.100	Muenchener Rueckversicherung AG	
							ERGO Funds AS, Tallinn	EST	NIA	ERGO Life Insurance SE, Vilnius	Ownership	44.500	Muenchener Rueckversicherung AG	
							ERGO Funds AS, Tallinn	EST	NIA	ERGO Insurance SE, Tallinn	Ownership	9.400	Muenchener Rueckversicherung AG	
							ERGO General Insurance Company S.A., Athen	GRC	IA	ERGO International Aktiengesellschaft, Duesseldorf	Ownership	100.000	Muenchener Rueckversicherung AG	
							ERGO General Insurance Company S.A., Athen	GRC	IA	ERGO Life Insurance Company S.A., Thessaloniki	Ownership	0.000	Muenchener Rueckversicherung AG	
							ERGO Generales Seguros y Reaseguros, S.A., Madrid	ESP	IA	DKV Seguros y Reaseguros, Sociedad Anónima Española, Saragossa	Ownership	100.000	Muenchener Rueckversicherung AG	
							ERGO Grubu Holding A.S., Istanbul	TUR	NIA	ERGO International Aktiengesellschaft, Duesseldorf	Ownership	100.000	Muenchener Rueckversicherung AG	
							ERGO Grundstuecksverwaltung GbR, Duesseldorf	DEU	NIA	ERGO Versicherung Aktiengesellschaft, Duesseldorf	Ownership	60.000	Muenchener Rueckversicherung AG	
							ERGO Grundstuecksverwaltung GbR, Duesseldorf	DEU	NIA	VICTORIA Lebensversicherung Aktiengesellschaft, Duesseldorf	Ownership	40.000	Muenchener Rueckversicherung AG	
							ERGO Immobilien-GmbH 14. Victoria & Co. KG, Kreien	DEU	NIA	VICTORIA Lebensversicherung Aktiengesellschaft, Duesseldorf	Ownership	100.000	Muenchener Rueckversicherung AG	
							ERGO Immobilien-GmbH 14. Victoria & Co. KG, Kreien	DEU	NIA	ERGO Immobilien-Verwaltungs-GmbH, Kreien	Other	0.000	Muenchener Rueckversicherung AG	
							ERGO Immobilien-GmbH 5. Hamburg-Mannheimer & Co. KG, Kreien	DEU	NIA	ERGO Lebensversicherung Aktiengesellschaft, Hamburg	Ownership	100.000	Muenchener Rueckversicherung AG	
							ERGO Insurance N.V., Bruessel	BEL	IA	ERGO International Aktiengesellschaft, Duesseldorf	Ownership	100.000	Muenchener Rueckversicherung AG	
							ERGO Insurance N.V., Bruessel	BEL	IA	ERGO Versicherungsgruppe AG, Duesseldorf	Ownership	0.000	Muenchener Rueckversicherung AG	

SCHEDULE Y
PART 1A - DETAIL OF INSURANCE HOLDING COMPANY SYSTEM

1	2	3	4	5	6	7	8	9	10	11	12	13	14	15
Group Code	Group Name	NAIC Company Code	Federal ID Number	Federal RSSD	CIK	Name of Securities Exchange if Publicly Traded (U.S. or International)	Names of Parent, Subsidiaries Or Affiliates	Domi-ciliary Loca-tion	Relation-ship to Reporting Entity	Directly Controlled by (Name of Entity/Person)	Type of Control (Ownership, Board, Management, Attorney-in-Fact, Influence, Other)	If Control is Ownership Provide Percentage	Ultimate Controlling Entity(ies)/Person(s)	*
							ERGO Insurance SE, Tallinn	.EST	.IA	ERGO International Aktiengesellschaft, Duesseldorf	Ownership	.100.000	Muenchener Rueckversicherung AG	
							ERGO International Aktiengesellschaft, Duesseldorf	.DEU	NIA	ERGO Versicherungsgruppe AG, Duesseldorf	Ownership	.100.000	Muenchener Rueckversicherung AG	
							ERGO International Services GmbH, Duesseldorf	.DEU	NIA	ERGO Versicherungsgruppe AG, Duesseldorf	Ownership	.100.000	Muenchener Rueckversicherung AG	
							ERGO Invest SIA, Riga	.LVA	NIA	ERGO Life Insurance SE, Vilnius	Ownership	.62.000	Muenchener Rueckversicherung AG	
							ERGO Invest SIA, Riga	.LVA	NIA	ERGO Insurance SE, Tallinn	Ownership	.38.000	Muenchener Rueckversicherung AG	
							ERGO Italia Business Solutions S.c.r.l., Mailand	.ITA	NIA	ERGO Italia S.p.A., Mailand	Ownership	.93.300	Muenchener Rueckversicherung AG	
							ERGO Italia Business Solutions S.c.r.l., Mailand	.ITA	NIA	ERGO Assicurazioni S.p.A., Mailand	Ownership	.4.400	Muenchener Rueckversicherung AG	
							ERGO Italia Business Solutions S.c.r.l., Mailand	.ITA	NIA	ERGO Previdenza S.p.A., Mailand	Ownership	.1.800	Muenchener Rueckversicherung AG	
							ERGO Italia Business Solutions S.c.r.l., Mailand	.ITA	NIA	ERGO Italia Direct Network s.r.l., Mailand	Ownership	.0.500	Muenchener Rueckversicherung AG	
							ERGO Italia Direct Network s.r.l., Mailand	.ITA	NIA	ERGO Italia S.p.A., Mailand	Ownership	.100.000	Muenchener Rueckversicherung AG	
							ERGO Italia S.p.A., Mailand	.ITA	NIA	ERGO International Aktiengesellschaft, Duesseldorf	Ownership	.100.000	Muenchener Rueckversicherung AG	
			52-2175110				ERGO Lebensversicherung Aktiengesellschaft, Hamburg	.DEU	.IA	ERGO Versicherungsgruppe AG, Duesseldorf	Ownership	.100.000	Muenchener Rueckversicherung AG	
							ERGO Life Insurance Company S.A., Thessaloniki	.GRC	.IA	ERGO International Aktiengesellschaft, Duesseldorf	Ownership	.96.900	Muenchener Rueckversicherung AG	
							ERGO Life Insurance Company S.A., Thessaloniki	.GRC	.IA	ERGO General Insurance Company S.A., Athen	Ownership	.3.100	Muenchener Rueckversicherung AG	
							ERGO Life Insurance SE, Vilnius	.LTU	.IA	ERGO International Aktiengesellschaft, Duesseldorf	Ownership	.100.000	Muenchener Rueckversicherung AG	
							ERGO Neunte Beteiligungsgesellschaft mbH, Duesseldorf	.DEU	NIA	ERGO Versicherungsgruppe AG, Duesseldorf	Ownership	.100.000	Muenchener Rueckversicherung AG	
							ERGO osiguranje d.d., Zagreb	.HRV	.IA	ERGO Austria International AG, Wien	Ownership	.75.200	Muenchener Rueckversicherung AG	
							ERGO osiguranje d.d., Zagreb	.HRV	.IA	ERGO Versicherung Aktiengesellschaft, Wien	Ownership	.24.800	Muenchener Rueckversicherung AG	
							ERGO Partners N.V., Bruessel	.BEL	NIA	ERGO Insurance N.V., Bruessel	Ownership	.100.000	Muenchener Rueckversicherung AG	
							ERGO Partners N.V., Bruessel	.BEL	NIA	ERGO International Aktiengesellschaft, Duesseldorf	Ownership	.0.000	Muenchener Rueckversicherung AG	
							ERGO Pensionsfonds Aktiengesellschaft, Duesseldorf	.DEU	.IA	ERGO Versicherungsgruppe AG, Duesseldorf	Ownership	.100.000	Muenchener Rueckversicherung AG	
			98-0680951				ERGO Pensionskasse AG, Duesseldorf	.DEU	.IA	ERGO Versicherungsgruppe AG, Duesseldorf	Ownership	.100.000	Muenchener Rueckversicherung AG	
							ERGO Poist'ovna, a. s., Bratislava	.SVK	.IA	ERGO Austria International AG, Wien	Ownership	.85.500	Muenchener Rueckversicherung AG	
							ERGO Poist'ovna, a. s., Bratislava	.SVK	.IA	ERGO Versicherung Aktiengesellschaft, Wien	Ownership	.14.500	Muenchener Rueckversicherung AG	
							ERGO pojišt'ovna, a.s., Prag	.CZE	.IA	ERGO Austria International AG, Wien	Ownership	.75.900	Muenchener Rueckversicherung AG	
							ERGO pojišt'ovna, a.s., Prag	.CZE	.IA	ERGO Versicherung Aktiengesellschaft, Wien	Ownership	.24.100	Muenchener Rueckversicherung AG	
							ERGO Previdenza S.p.A., Mailand	.ITA	.IA	ERGO Italia S.p.A., Mailand	Ownership	.100.000	Muenchener Rueckversicherung AG	
							ERGO Private Capital Dritte GmbH & Co. KG, Duesseldorf	.DEU	NIA	DKV Deutsche Krankenversicherung Aktiengesellschaft, Koeln	Ownership	.100.000	Muenchener Rueckversicherung AG	
							ERGO Private Capital Dritte GmbH & Co. KG, Duesseldorf	.DEU	NIA	ERGO Private Capital GmbH, Duesseldorf	Other	.0.000	Muenchener Rueckversicherung AG	

SCHEDULE Y
PART 1A - DETAIL OF INSURANCE HOLDING COMPANY SYSTEM

1	2	3	4	5	6	7	8	9	10	11	12	13	14	15
Group Code	Group Name	NAIC Company Code	Federal ID Number	Federal RSSD	CIK	Name of Securities Exchange if Publicly Traded (U.S. or International)	Names of Parent, Subsidiaries Or Affiliates	Domi-ciliary Loca-tion	Relation-ship to Reporting Entity	Directly Controlled by (Name of Entity/Person)	Type of Control (Ownership, Board, Management, Attorney-in-Fact, Influence, Other)	If Control is Ownership Provide Percentage	Ultimate Controlling Entity(ies)/Person(s)	*
			98-0578962				ERGO Private Capital Gesundheit GmbH & Co. KG, Duesseldorf	.DEU	.NIA	DKV Deutsche Krankenversicherung Aktiengesellschaft, Koeln	Ownership	.100.000	Muenchener Rueckversicherung AG	
			98-0578962				ERGO Private Capital Gesundheit GmbH & Co. KG, Duesseldorf	.DEU	.NIA	ERGO Private Capital GmbH, Duesseldorf	Other	.0.000	Muenchener Rueckversicherung AG	
							ERGO Private Capital Komposit GmbH & Co. KG, Duesseldorf	.DEU	.NIA	ERGO Versicherung Aktiengesellschaft, Duesseldorf	Ownership	.80.000	Muenchener Rueckversicherung AG	
							ERGO Private Capital Komposit GmbH & Co. KG, Duesseldorf	.DEU	.NIA	D.A.S. Deutscher Automobil Schutz Allgemeine Rechtsschutz-Versicherungs-Aktiengesellschaft, Muenchen	Ownership	.20.000	Muenchener Rueckversicherung AG	
			98-0567366				ERGO Private Capital Leben GmbH & Co. KG, Duesseldorf	.DEU	.NIA	ERGO Lebensversicherung Aktiengesellschaft, Hamburg	Ownership	.72.000	Muenchener Rueckversicherung AG	
			98-0567366				ERGO Private Capital Leben GmbH & Co. KG, Duesseldorf	.DEU	.NIA	VICTORIA Lebensversicherung Aktiengesellschaft, Duesseldorf	Ownership	.23.500	Muenchener Rueckversicherung AG	
			98-0567366				ERGO Private Capital Leben GmbH & Co. KG, Duesseldorf	.DEU	.NIA	ERGO Pensionskasse AG, Duesseldorf	Ownership	.3.500	Muenchener Rueckversicherung AG	
			98-0567366				ERGO Private Capital Leben GmbH & Co. KG, Duesseldorf	.DEU	.NIA	Hamburg-Mannheimer Pensionskasse AG, Hamburg	Ownership	.1.000	Muenchener Rueckversicherung AG	
			98-0567366				ERGO Private Capital Leben GmbH & Co. KG, Duesseldorf	.DEU	.NIA	ERGO Private Capital GmbH, Duesseldorf	Other	.0.000	Muenchener Rueckversicherung AG	
							ERGO Private Capital Vierte GmbH & Co. KG, Duesseldorf	.DEU	.NIA	ERGO Versicherung Aktiengesellschaft, Duesseldorf	Ownership	.80.000	Muenchener Rueckversicherung AG	
							ERGO Private Capital Vierte GmbH & Co. KG, Duesseldorf	.DEU	.NIA	D.A.S. Deutscher Automobil Schutz Allgemeine Rechtsschutz-Versicherungs-Aktiengesellschaft, Muenchen	Ownership	.20.000	Muenchener Rueckversicherung AG	
							ERGO Private Capital Vierte GmbH & Co. KG, Duesseldorf	.DEU	.NIA	ERGO Private Capital GmbH, Duesseldorf	Other	.0.000	Muenchener Rueckversicherung AG	
							ERGO Private Capital Zweite GmbH & Co. KG, Duesseldorf	.DEU	.NIA	ERGO Lebensversicherung Aktiengesellschaft, Hamburg	Ownership	.72.000	Muenchener Rueckversicherung AG	
							ERGO Private Capital Zweite GmbH & Co. KG, Duesseldorf	.DEU	.NIA	VICTORIA Lebensversicherung Aktiengesellschaft, Duesseldorf	Ownership	.23.500	Muenchener Rueckversicherung AG	
							ERGO Private Capital Zweite GmbH & Co. KG, Duesseldorf	.DEU	.NIA	ERGO Pensionskasse AG, Duesseldorf	Ownership	.3.500	Muenchener Rueckversicherung AG	
							ERGO Private Capital Zweite GmbH & Co. KG, Duesseldorf	.DEU	.NIA	Hamburg-Mannheimer Pensionskasse AG, Hamburg	Ownership	.1.000	Muenchener Rueckversicherung AG	
							ERGO Private Capital Zweite GmbH & Co. KG, Duesseldorf	.DEU	.NIA	ERGO Private Capital GmbH, Duesseldorf	Other	.0.000	Muenchener Rueckversicherung AG	
							ERGO RUSS Versicherung AG, St. Petersburg	.RUS	.IA	ERGO International Aktiengesellschaft, Duesseldorf	Ownership	.95.500	Muenchener Rueckversicherung AG	
							ERGO RUSS Versicherung AG, St. Petersburg	.RUS	.IA	Kapdom-Invest GmbH, Moskau	Ownership	.4.500	Muenchener Rueckversicherung AG	
							ERGO Shisn, Moskau	.RUS	.IA	ERGO International Aktiengesellschaft, Duesseldorf	Ownership	.100.000	Muenchener Rueckversicherung AG	
							ERGO SIGORTA A.S., Istanbul	.TUR	.IA	ERGO Grubu Holding A.S., Istanbul	Ownership	.100.000	Muenchener Rueckversicherung AG	
							ERGO Versicherung Aktiengesellschaft, Duesseldorf	.DEU	.IA	ERGO Versicherungsgruppe AG, Duesseldorf	Ownership	.100.000	Muenchener Rueckversicherung AG	
							ERGO Versicherung Aktiengesellschaft, Wien	.AUT	.IA	ERGO Austria International AG, Wien	Ownership	.93.300	Muenchener Rueckversicherung AG	
							ERGO Versicherung Aktiengesellschaft, Wien	.AUT	.IA	ERGO International Aktiengesellschaft, Duesseldorf	Ownership	.0.200	Muenchener Rueckversicherung AG	
							ERGO Versicherungsgruppe AG, Duesseldorf	.DEU	.NIA	Muenchener Rueckversicherung AG, Muenchen	Ownership	.95.000	Muenchener Rueckversicherung AG	
							ERGO Versicherungsgruppe AG, Duesseldorf	.DEU	.NIA	P.A.N. GmbH & Co. KG, Gruenwald	Ownership	.5.000	Muenchener Rueckversicherung AG	

SCHEDULE Y
PART 1A - DETAIL OF INSURANCE HOLDING COMPANY SYSTEM

1	2	3	4	5	6	7	8	9	10	11	12	13	14	15
Group Code	Group Name	NAIC Company Code	Federal ID Number	Federal RSSD	CIK	Name of Securities Exchange if Publicly Traded (U.S. or International)	Names of Parent, Subsidiaries Or Affiliates	Domi-ciliary Loca-tion	Relation-ship to Reporting Entity	Directly Controlled by (Name of Entity/Person)	Type of Control (Ownership, Board, Management, Attorney-in-Fact, Influence, Other)	If Control is Ownership Provide Percentage	Ultimate Controlling Entity(ies)/Person(s)	*
							ERGO Vida Seguros y Reaseguros, Sociedad Anónima, Saragossa	.ESP	..IA	DKV Seguros y Reaseguros, Sociedad Anónima Española, Saragossa	Ownership	..100.000	Muenchener Rueckversicherung AG	
							ERGO Zivljenska zavarovalnica d.d., Ljubljana	.SVN	..IA	ERGO Austria International AG, Wien	Ownership	..100.000	Muenchener Rueckversicherung AG	
							ERGO Zivotno osiguranje d.d., Zagreb	.HRV	..IA	ERGO Austria International AG, Wien	Ownership	..75.200	Muenchener Rueckversicherung AG	
							ERGO Zivotno osiguranje d.d., Zagreb	.HRV	..IA	ERGO Versicherung Aktiengesellschaft, Wien	Ownership	..24.800	Muenchener Rueckversicherung AG	
							ERGO Zweite Beteiligungsgesellschaft mbH, Duesseldorf	.DEU	..NIA	ERGO Versicherung Aktiengesellschaft, Duesseldorf	Ownership	..33.300	Muenchener Rueckversicherung AG	
							ERGO Zweite Beteiligungsgesellschaft mbH, Duesseldorf	.DEU	..NIA	ERGO Lebensversicherung Aktiengesellschaft, Hamburg	Ownership	..33.300	Muenchener Rueckversicherung AG	
							ERGO Zweite Beteiligungsgesellschaft mbH, Duesseldorf	.DEU	..NIA	D.A.S. Deutscher Automobil Schutz Allgemeine Rechtsschutz-Versicherungs-Aktiengesellschaft, Muenchen	Ownership	..33.300	Muenchener Rueckversicherung AG	
							ERV Foersaekringsaktiebolag (publ), Stockholm	.SWE	..IA	EUROPAeISCHE Reiseversicherung Aktiengesellschaft, Muenchen	Ownership	..100.000	Muenchener Rueckversicherung AG	
							ERV pojišt'ovna, a.s., Prag	.CZE	..IA	Europaeiske Rejseforsikring A/S, Kopenhagen	Ownership	..75.000	Muenchener Rueckversicherung AG	
							ERV pojišt'ovna, a.s., Prag	.CZE	..IA	EUROPAeISCHE Reiseversicherung Aktiengesellschaft, Muenchen	Ownership	..15.000	Muenchener Rueckversicherung AG	
							Europaeiske Rejseforsikring A/S, Kopenhagen	.DNK	..IA	EUROPAeISCHE Reiseversicherung Aktiengesellschaft, Muenchen	Ownership	..100.000	Muenchener Rueckversicherung AG	
							EUROPAeISCHE Reiseversicherung Aktiengesellschaft, Muenchen	.DEU	..IA	ERGO Versicherungsgruppe AG, Duesseldorf	Ownership	..100.000	Muenchener Rueckversicherung AG	
							Everything Legal Ltd., Bristol	.GBR	..NIA	DAS UK Holdings Limited, Bristol	Ownership	..100.000	Muenchener Rueckversicherung AG	
							FAIRANCE GmbH, Duesseldorf	.DEU	..NIA	ERGO Versicherungsgruppe AG, Duesseldorf	Ownership	..100.000	Muenchener Rueckversicherung AG	
..0361	Munich RE Group	..42722	43-1262602				First Marine Insurance Company	.MO	..IA	American Modern Home Insurance Company, Amelia, Ohio	Ownership	..100.000	Muenchener Rueckversicherung AG	
							Flexitel Telefonservice GmbH, Berlin	.DEU	..NIA	ERGO DIREKT Versicherung AG, Fuerth	Ownership	..100.000	Muenchener Rueckversicherung AG	
							FOTOUNO S.r.l., Turin	.ITA	..NIA	MR RENT-Investment GmbH, Muenchen	Ownership	..100.000	Muenchener Rueckversicherung AG	
							FOTOWATIO ITALIA GALATINA S.r.l., Turin	.ITA	..NIA	MR RENT-Investment GmbH, Muenchen	Ownership	..100.000	Muenchener Rueckversicherung AG	
							Geschlossene Aktiengesellschaft Europaeische Reiseversicherung, Kiew	.UKR	..IA	EUROPAeISCHE Reiseversicherung Aktiengesellschaft, Muenchen	Ownership	..100.000	Muenchener Rueckversicherung AG	
							Global Standards, LLC, Dover, Delaware	.US	..NIA	The Hartford Steam Boiler Inspection and Insurance Company, Hartford, Connecticut	Ownership	..100.000	Muenchener Rueckversicherung AG	
							Globality S.A., Luxemburg	.LUX	..IA	Munich Health Holding AG, Muenchen	Ownership	..100.000	Muenchener Rueckversicherung AG	
							Great Lakes Reinsurance (UK) Plc., London	.GBR	..IA	Muenchener Rueckversicherung AG, Muenchen	Ownership	..100.000	Muenchener Rueckversicherung AG	
							Group Risk Services Limited, London	.GBR	..NIA	Munich Re UK Services Limited, London	Ownership	..100.000	Muenchener Rueckversicherung AG	
							Groves, John & Westrup Limited, London	.GBR	..NIA	Munich Re Holding Company (UK) Ltd., London	Ownership	..100.000	Muenchener Rueckversicherung AG	
			98-0680916				Hamburg-Mannheimer Pensionskasse AG, Hamburg	.DEU	..IA	ERGO Versicherungsgruppe AG, Duesseldorf	Ownership	..100.000	Muenchener Rueckversicherung AG	
							Hartford Steam Boiler (M) Sdn. Bhd., Kuala Lumpur	.MYS	..NIA	The Hartford Steam Boiler Inspection and Insurance Company of Connecticut, Hartford, Connecticut	Ownership	..100.000	Muenchener Rueckversicherung AG	
							Hartford Steam Boiler (Singapore) PTE Ltd, Singapore	.SGP	..NIA	The Hartford Steam Boiler Inspection and Insurance Company of Connecticut, Hartford, Connecticut	Ownership	..100.000	Muenchener Rueckversicherung AG	

SCHEDULE Y

PART 1A - DETAIL OF INSURANCE HOLDING COMPANY SYSTEM

1	2	3	4	5	6	7	8	9	10	11	12	13	14	15
Group Code	Group Name	NAIC Company Code	Federal ID Number	Federal RSSD	CIK	Name of Securities Exchange if Publicly Traded (U.S. or International)	Names of Parent, Subsidiaries Or Affiliates	Domi-ciliary Loca-tion	Relation-ship to Reporting Entity	Directly Controlled by (Name of Entity/Person)	Type of Control (Ownership, Board, Management, Attorney-in-Fact, Influence, Other)	If Control is Ownership Provide Percentage	Ultimate Controlling Entity(ies)/Person(s)	*
							Hartford Steam Boiler International India Pvt. Ltd., KolkataIND.	.NIA.	Hartford Steam Boiler International-GmbH, Rheine	Ownership.....	.100.000	Muenchener Rueckversicherung AG	
							Hartford Steam Boiler International-GmbHDEU.	.NIA.	The Hartford Steam Boiler Inspection and Insurance Company of Connecticut, Hartford, Connecticut	Ownership.....	.100.000	Muenchener Rueckversicherung AG	
							HMV GFKL Beteiligungs GmbH, DuesseldorfDEU.	.NIA.	ERGO Versicherung Aktiengesellschaft, Duesseldorf	Ownership.....	.100.000	Muenchener Rueckversicherung AG	
							HSB Brasil Servicos de Engenharia e Inspecao, Ltda., Sao PauloBRA.	.NIA.	The Hartford Steam Boiler Inspection and Insurance Company of Connecticut, Hartford, Connecticut	Ownership.....	.90.000	Muenchener Rueckversicherung AG	
							HSB Brasil Servicos de Engenharia e Inspecao, Ltda., Sao PauloBRA.	.NIA.	Global Standards, LLC, Dover, Delaware	Ownership.....	.10.000	Muenchener Rueckversicherung AG	
							HSB Engineering Finance Corporation, Dover, DelawareUS.	.NIA.	HSB Group, Inc., Dover, Delaware	Ownership.....	.100.000	Muenchener Rueckversicherung AG	
							HSB Engineering Insurance LimitedGBR.	.IA.	EIG, Co., Wilmington, Delaware	Ownership.....	.100.000	Muenchener Rueckversicherung AG	
							HSB Engineering Insurance Services Limited, LondonGBR.	.NIA.	HSB Engineering Insurance Limited, London	Ownership.....	.100.000	Muenchener Rueckversicherung AG	
							HSB Group, Inc., Dover, DelawareUS.	.NIA.	Munich American Holding Corporation, Wilmington, Delaware	Ownership.....	.100.000	Muenchener Rueckversicherung AG	
							HSB Japan KKJPN.	.NIA.	Global Standards, LLC, Dover, Delaware	Ownership.....	.100.000	Muenchener Rueckversicherung AG	
							HSB Solomon Associates Canada Ltd., Province of New BrunswickCAN.	.NIA.	HSB Solomon Associates LLC, Dover, Delaware	Ownership.....	.100.000	Muenchener Rueckversicherung AG	
			54-2013079				HSB Solomon Associates LLCDE.	.NIA.	The Hartford Steam Boiler Inspection and Insurance Company, Hartford, Connecticut	Ownership.....	.100.000	Muenchener Rueckversicherung AG	
							HSB Specialty Insurance Company, Hartford, ConneticutUS.	.IA.	The Hartford Steam Boiler Inspection and Insurance Company of Connecticut, Hartford, Connecticut	Ownership.....	.100.000	Muenchener Rueckversicherung AG	
							HSB Technical Consulting & Service (Shanghai) Company, Ltd, ShanghaiCHN.	.NIA.	The Hartford Steam Boiler Inspection and Insurance Company of Connecticut, Hartford, Connecticut	Ownership.....	.100.000	Muenchener Rueckversicherung AG	
							IDEENKAPITAL Financial Engineering GmbH, DuesseldorfDEU.	.NIA.	IDEENKAPITAL GmbH, Duesseldorf	Ownership.....	.100.000	Muenchener Rueckversicherung AG	
							IDEENKAPITAL Financial Service GmbH, DuesseldorfDEU.	.NIA.	IDEENKAPITAL GmbH, Duesseldorf	Ownership.....	.100.000	Muenchener Rueckversicherung AG	
							IDEENKAPITAL GmbH, DuesseldorfDEU.	.NIA.	ERGO Versicherungsgruppe AG, Duesseldorf	Ownership.....	.100.000	Muenchener Rueckversicherung AG	
							IDEENKAPITAL Media Finance GmbH, DuesseldorfDEU.	.NIA.	IDEENKAPITAL GmbH, Duesseldorf	Ownership.....	.50.100	Muenchener Rueckversicherung AG	
							IDEENKAPITAL Metropolen Europa GmbH & Co. KG, DuesseldorfDEU.	.NIA.	IK Premium Fonds GmbH & Co. KG, Duesseldorf	Ownership.....	.72.300	Muenchener Rueckversicherung AG	
							IDEENKAPITAL Metropolen Europa GmbH & Co. KG, DuesseldorfDEU.	.NIA.	IK FE Fonds Management GmbH, Duesseldorf	Ownership.....	.0.000	Muenchener Rueckversicherung AG	
							IDEENKAPITAL Metropolen Europa GmbH & Co. KG, DuesseldorfDEU.	.NIA.	IK Property Treuhand GmbH, Duesseldorf	Ownership.....	.0.000	Muenchener Rueckversicherung AG	
							IK Einkauf Objekt Eins gmbH & Co. KG, DuesseldorfDEU.	.NIA.	IK Einkaufsmaerkte Deutschland GmbH & Co. KG, Duesseldorf	Ownership.....	.94.000	Muenchener Rueckversicherung AG	
							IK Einkauf Objekt Eins gmbH & Co. KG, DuesseldorfDEU.	.NIA.	IK Einkauf Objektmanagement GmbH, Duesseldorf	Ownership.....	.6.000	Muenchener Rueckversicherung AG	
							IK Einkauf Objekt Eins gmbH & Co. KG, DuesseldorfDEU.	.NIA.	IK Einkauf Objektverwaltungsgesellschaft mbH, Duesseldorf	Other.....	.0.000	Muenchener Rueckversicherung AG	

SCHEDULE Y

PART 1A - DETAIL OF INSURANCE HOLDING COMPANY SYSTEM

1	2	3	4	5	6	7	8	9	10	11	12	13	14	15
Group Code	Group Name	NAIC Company Code	Federal ID Number	Federal RSSD	CIK	Name of Securities Exchange if Publicly Traded (U.S. or International)	Names of Parent, Subsidiaries Or Affiliates	Domi-ciliary Loca-tion	Relation-ship to Reporting Entity	Directly Controlled by (Name of Entity/Person)	Type of Control (Ownership, Board, Management, Attorney-in-Fact, Influence, Other)	If Control is Ownership Provide Percentage	Ultimate Controlling Entity(ies)/Person(s)	*
							IK Einkauf Objektmanagement GmbH, Duesseldorf	..DEU	..NIA	IK Einkaufsmaerkte Deutschland GmbH & Co. KG, Duesseldorf	Ownership	..94.000	Muenchener Rueckversicherung AG	
							IK Einkauf Objektmanagement GmbH, Duesseldorf	..DEU	..NIA	IDEENKAPITAL Financial Engineering GmbH, Duesseldorf	Ownership	..6.000	Muenchener Rueckversicherung AG	
							IK Einkaufsmaerkte Deutschland GmbH & Co. KG, Duesseldorf	..DEU	..NIA	IK Premium Fonds GmbH & Co. KG, Duesseldorf	Ownership	..52.000	Muenchener Rueckversicherung AG	
							IK Einkaufsmaerkte Deutschland GmbH & Co. KG, Duesseldorf	..DEU	..NIA	IK Property Treuhand GmbH, Duesseldorf	Ownership	..0.000	Muenchener Rueckversicherung AG	
							IK Einkaufsmaerkte Deutschland GmbH & Co. KG, Duesseldorf	..DEU	..NIA	IK FE Fonds Management GmbH, Duesseldorf	Ownership	..0.000	Muenchener Rueckversicherung AG	
							IK Premium Fonds GmbH & Co. KG, Duesseldorf	..DEU	..NIA	IDEENKAPITAL GmbH, Duesseldorf	Ownership	..100.000	Muenchener Rueckversicherung AG	
							IK Premium Fonds zwei GmbH & Co. KG, Duesseldorf	..DEU	..NIA	IDEENKAPITAL GmbH, Duesseldorf	Ownership	..100.000	Muenchener Rueckversicherung AG	
							IKFE Properties I AG, Zuerich	..CHE	..NIA	Duesseldorf	Ownership	..63.600	Muenchener Rueckversicherung AG	
							InsuranceAssistance FLLC, Minsk	..BLR	..NIA	ERGO Life Insurance SE, Vilnius	Ownership	..50.100	Muenchener Rueckversicherung AG	
							InsuranceAssistance FLLC, Minsk	..BLR	..NIA	ERGO Insurance SE, Tallinn	Ownership	..49.900	Muenchener Rueckversicherung AG	
							IRIS Capital Fund II German Investors GmbH & Co. KG, Duesseldorf	..DEU	..NIA	ERGO Private Capital Zweite GmbH & Co. KG, Duesseldorf	Ownership	..70.000	Muenchener Rueckversicherung AG	
							IRIS Capital Fund II German Investors GmbH & Co. KG, Duesseldorf	..DEU	..NIA	ERGO Private Capital Vierte GmbH & Co. KG, Duesseldorf	Ownership	..15.700	Muenchener Rueckversicherung AG	
							ITERGO Informationstechnologie GmbH, Duesseldorf	..DEU	..NIA	ERGO Versicherungsgruppe AG, Duesseldorf	Ownership	..100.000	Muenchener Rueckversicherung AG	
							Joint Stock Insurance Company ERGO, Minsk	..BLR	..IA	ERGO Insurance SE, Tallinn	Ownership	..35.000	Muenchener Rueckversicherung AG	
							Joint Stock Insurance Company ERGO, Minsk	..BLR	..IA	ERGO International Aktiengesellschaft, Duesseldorf	Ownership	..30.800	Muenchener Rueckversicherung AG	
							Joint Stock Insurance Company ERGO, Minsk	..BLR	..IA	InsuranceAssistance FLLC, Minsk	Ownership	..26.500	Muenchener Rueckversicherung AG	
							Jordan Health Cost Management Services W.L.L., Amman	..JOR	..NIA	MedNet Holding GmbH, Muenchen	Ownership	..100.000	Muenchener Rueckversicherung AG	
							K & P Pflegezentrum IMMAC Uelzen			IK Premium Fonds GmbH & Co. KG, Duesseldorf	Ownership	..84.800	Muenchener Rueckversicherung AG	
							Renditefonds GmbH & Co. KG, Duesseldorf	..DEU	..NIA	Duesseldorf	Ownership	..0.000	Muenchener Rueckversicherung AG	
							K & P Pflegezentrum IMMAC Uelzen			IK FE Fonds Management GmbH, Duesseldorf	Ownership	..0.000	Muenchener Rueckversicherung AG	
							Renditefonds GmbH & Co. KG, Duesseldorf	..DEU	..NIA	Muenchener Rueckversicherung AG, Muenchen	Ownership	..100.000	Muenchener Rueckversicherung AG	
							KA Koeln Assekuranz.Agentur GmbH, Koeln	..DEU	..NIA	ERGO Versicherungsgruppe AG, Duesseldorf	Ownership	..100.000	Muenchener Rueckversicherung AG	
							Kapdom-Invest GmbH, Moskau	..RUS	..NIA		Ownership	..100.000	Muenchener Rueckversicherung AG	
							Landelijke Associatie van Gerechtsdeurwaarders B.V., Groningen	..NLD	..NIA	DAS Legal Finance B.V., Amsterdam	Ownership	..89.800	Muenchener Rueckversicherung AG	
							LAVG Associatie van Gerechtsdeurwaarders Zuid Holding B.V., Breda	..NLD	..NIA	DAS Legal Finance B.V., Amsterdam	Ownership	..80.000	Muenchener Rueckversicherung AG	
							LEGIAL AG, Muenchen	..DEU	..NIA	D.A.S. Deutscher Automobil Schutz Allgemeine Rechtsschutz-Versicherungs-Aktiengesellschaft, Muenchen	Ownership	..100.000	Muenchener Rueckversicherung AG	
			04-3075657				LifePlans LTC Services, Inc.	..MA	..NIA	Munich Atlanta Financial Corporation, Atlanta, Georgia	Ownership	..100.000	Muenchener Rueckversicherung AG	
							LifePlans LTC Services, Inc., Toronto, Ontario	..CAN	..NIA	LifePlans Inc., Waltham, Massachusetts	Ownership	..100.000	Muenchener Rueckversicherung AG	
			31-1056196				Lloyd's Modern Corp.	..TX	..NIA	American Modern Insurance Group, Inc., Amelia, Ohio	Ownership	..100.000	Muenchener Rueckversicherung AG	

ANNUAL STATEMENT FOR THE YEAR 2013 OF THE First Marine Insurance Co.

SCHEDULE Y
PART 1A - DETAIL OF INSURANCE HOLDING COMPANY SYSTEM

1	2	3	4	5	6	7	8	9	10	11	12	13	14	15
Group Code	Group Name	NAIC Company Code	Federal ID Number	Federal RSSD	CIK	Name of Securities Exchange if Publicly Traded (U.S. or International)	Names of Parent, Subsidiaries Or Affiliates	Domi-ciliary Location	Relation-ship to Reporting Entity	Directly Controlled by (Name of Entity/Person)	Type of Control (Ownership, Board, Management, Attorney-in-Fact, Influence, Other)	If Control is Ownership Provide Percentage	Ultimate Controlling Entity(ies)/Person(s)	*
							Longial GmbH, Duesseldorf	.DEU	NIA	ERGO Versicherungsgruppe AG, Duesseldorf	Ownership	100.000	Muenchener Rueckversicherung AG	
							m:editerran POWER GmbH & Co. KG, Nuernberg	.DEU	NIA	ERGO DIREKT Lebensversicherung AG, Fuerth	Ownership	100.000	Muenchener Rueckversicherung AG	
							m:editerran POWER GmbH & Co. KG, Nuernberg	.DEU	NIA	welivit New Energy GmbH, Fuerth	Other	0.000	Muenchener Rueckversicherung AG	
							MAGAZ FOTOVOLTAICA, S.L.U., Alcobendas	.ESP	NIA	MR RENT-Investment GmbH, Muenchen	Ownership	100.000	Muenchener Rueckversicherung AG	
							Marina Salud S.A., Alicante	.ESP	NIA	DKV Seguros y Reaseguros, Sociedad Anónima Española, Saragossa	Ownership	65.000	Muenchener Rueckversicherung AG	
							Marina Sp.z.o.o., Sopot	.POL	NIA	Sopockie Towarzystwo Ubezpieczen Ergo Hestia Spolka Akcyjna, Sopot	Ownership	100.000	Muenchener Rueckversicherung AG	
							MEAG Cash Management GmbH, Muenchen	.DEU	NIA	Muenchener Rueckversicherung AG, Muenchen	Ownership	60.000	Muenchener Rueckversicherung AG	
							MEAG Cash Management GmbH, Muenchen	.DEU	NIA	ERGO Versicherungsgruppe AG, Duesseldorf	Ownership	40.000	Muenchener Rueckversicherung AG	
							MEAG MUNICH ERGO AssetManagement GmbH, Muenchen	.DEU	NIA	Muenchener Rueckversicherung AG, Muenchen	Ownership	60.000	Muenchener Rueckversicherung AG	
							MEAG MUNICH ERGO AssetManagement GmbH, Muenchen	.DEU	NIA	ERGO Versicherungsgruppe AG, Duesseldorf	Ownership	40.000	Muenchener Rueckversicherung AG	
					0001142433		MEAG MUNICH ERGO Kapitalanlagegesellschaft mbH, Muenchen	.DEU	NIA	MEAG MUNICH ERGO AssetManagement GmbH, Muenchen	Ownership	100.000	Muenchener Rueckversicherung AG	
			06-1398157		0001120014		MEAG NY Corporation	.DE	NIA	Munich American Holding Corporation, Wilmington, Delaware	Ownership	100.000	Muenchener Rueckversicherung AG	
							MEAG US Real Estate Management Holdings, Inc., Wilmington, Delaware	.US	NIA	MEAG MUNICH ERGO AssetManagement GmbH, Muenchen	Ownership	100.000	Muenchener Rueckversicherung AG	
							MedNet Bahrain W.L.L., Manama	.BHR	NIA	MedNet Holding GmbH, Muenchen	Ownership	100.000	Muenchener Rueckversicherung AG	
							MedNet Greece S.A., Athen	.GRC	NIA	MedNet Holding GmbH, Muenchen	Ownership	78.100	Muenchener Rueckversicherung AG	
							MedNet Holding GmbH, Muenchen	.DEU	NIA	Muenchener Rueckversicherung AG, Muenchen	Ownership	100.000	Muenchener Rueckversicherung AG	
							MedNet International Ltd., Nicosia	.CYP	NIA	MedNet Holding GmbH, Muenchen	Ownership	100.000	Muenchener Rueckversicherung AG	
							MedNet Saudi Arabia LLC, Riyadh	.SAU	NIA	MedNet Holding GmbH, Muenchen	Ownership	100.000	Muenchener Rueckversicherung AG	
							MedNet UAE FZ L.L.C., Dubai	.ARE	NIA	MedNet Holding GmbH, Muenchen	Ownership	100.000	Muenchener Rueckversicherung AG	
							Merkur Grundstuecks- und Beteiligungs-Gesellschaft mit beschraenkter Haftung, Duesseldorf	.DEU	NIA	ERGO Versicherung Aktiengesellschaft, Duesseldorf	Ownership	100.000	Muenchener Rueckversicherung AG	
							MFI Munich Finance and Investment Holding Ltd.,Ta' Xbiex	.MLT	NIA	Comino Beteiligungen GmbH, Gruenwald	Ownership	100.000	Muenchener Rueckversicherung AG	
							MFI Munich Finance and Investment Holding Ltd.,Ta' Xbiex	.MLT	NIA	MunichFinancialGroup GmbH, Muenchen	Ownership	0.000	Muenchener Rueckversicherung AG	
							MFI Munich Finance and Investment Ltd., Ta' Xbiex	.MLT	NIA	MFI Munich Finance and Investment Holding Ltd.,Ta' Xbiex	Ownership	100.000	Muenchener Rueckversicherung AG	
							MFI Munich Finance and Investment Ltd., Ta' Xbiex	.MLT	NIA	MunichFinancialGroup GmbH, Muenchen	Ownership	0.000	Muenchener Rueckversicherung AG	
			31-0626204				Midland-Guardian Co.	.OH	NIA	The Midland Company, Cincinnati, Ohio	Ownership	100.000	Muenchener Rueckversicherung AG	
			59-6066315				Midwest Enterprises, Inc.	.FL	NIA	American Modern Insurance Group, Inc., Amelia, Ohio	Ownership	100.000	Muenchener Rueckversicherung AG	
			98-0557018				MR Beteiligungen 1. GmbH, Muenchen	.DEU	NIA	Muenchener Rueckversicherung AG, Muenchen	Ownership	100.000	Muenchener Rueckversicherung AG	
			98-0557018				MR Beteiligungen 18. GmbH & Co. Immobilien KG, Gruenwald	.DEU	NIA	Muenchener Rueckversicherung AG, Muenchen	Ownership	100.000	Muenchener Rueckversicherung AG	

SCHEDULE Y

PART 1A - DETAIL OF INSURANCE HOLDING COMPANY SYSTEM

1	2	3	4	5	6	7	8	9	10	11	12	13	14	15
Group Code	Group Name	NAIC Company Code	Federal ID Number	Federal RSSD	CIK	Name of Securities Exchange if Publicly Traded (U.S. or International)	Names of Parent, Subsidiaries Or Affiliates	Domi-ciliary Loca-tion	Relation-ship to Reporting Entity	Directly Controlled by (Name of Entity/Person)	Type of Control (Ownership, Board, Management, Attorney-in-Fact, Influence, Other)	If Control is Ownership Provide Percentage	Ultimate Controlling Entity(ies)/Person(s)	*
			98-0557018				MR Beteiligungen 18. GmbH & Co. Immobilien KG, Gruenwald	.DEU	.NIA	MR Beteiligungen 18. GmbH, Gruenwald	Other	.0.000	Muenchener Rueckversicherung AG	
			98-0557018				MR Beteiligungen 19. GmbH, Muenchen	.DEU	.NIA	Muenchener Rueckversicherung AG, Muenchen	Ownership	.100.000	Muenchener Rueckversicherung AG	
			98-0557018				MR Beteiligungen 2. EUR AG & Co. KG, Gruenwald	.DEU	.NIA	Muenchener Rueckversicherung AG, Muenchen	Ownership	.100.000	Muenchener Rueckversicherung AG	
			98-0557018				MR Beteiligungen 3. EUR AG & Co. KG, Gruenwald	.DEU	.NIA	Muenchener Rueckversicherung AG, Muenchen	Ownership	.100.000	Muenchener Rueckversicherung AG	
			98-0557018				MR Beteiligungen EUR AG & Co. KG, Gruenwald	.DEU	.NIA	Muenchener Rueckversicherung AG, Muenchen	Ownership	.100.000	Muenchener Rueckversicherung AG	
			98-0557018				MR Beteiligungen GBP AG & Co. KG, Gruenwald	.DEU	.NIA	Muenchener Rueckversicherung AG, Muenchen	Ownership	.100.000	Muenchener Rueckversicherung AG	
			98-0557018				MR Beteiligungen USD AG & Co. KG, Gruenwald	.DEU	.NIA	Muenchener Rueckversicherung AG, Muenchen	Ownership	.100.000	Muenchener Rueckversicherung AG	
							MR ERGO Beteiligungen GmbH, Gruenwald	.DEU	.NIA	Muenchener Rueckversicherung AG, Muenchen	Ownership	.100.000	Muenchener Rueckversicherung AG	
			98-1057899				MR Infrastructure Investment GmbH, Gruenwald	.DEU	.NIA	Muenchener Rueckversicherung AG, Muenchen	Ownership	.100.000	Muenchener Rueckversicherung AG	
							MR RENT UK Investment Limited, London	.GBR	.NIA	MR RENT-Investment GmbH, Muenchen	Ownership	.100.000	Muenchener Rueckversicherung AG	
			98-0698711				MR RENT-Investment GmbH, Muenchen	.DEU	.NIA	Muenchener Rueckversicherung AG, Muenchen	Ownership	.100.000	Muenchener Rueckversicherung AG	
							MR Solar GmbH & Co. KG, Nuernberg	.DEU	.NIA		Ownership	.99.800	Muenchener Rueckversicherung AG	
							MR Solar GmbH & Co. KG, Nuernberg	.DEU	.NIA	welivit GmbH, Nuernberg	Ownership	.0.200	Muenchener Rueckversicherung AG	
							MR Solar GmbH & Co. KG, Nuernberg	.DEU	.NIA	welivit New Energy GmbH, Fuerth	Other	.0.000	Muenchener Rueckversicherung AG	
							MR SOLAR SAS DER WELIVIT SOLAR ITALIA SRL, Bozen	.ITA	.NIA	MR Solar GmbH & Co. KG, Nuernberg	Ownership	.100.000	Muenchener Rueckversicherung AG	
							MR SOLAR SAS DER WELIVIT SOLAR ITALIA SRL, Bozen	.ITA	.NIA	Welivit Solar Italia s.r.l., Bozen	Ownership	.0.000	Muenchener Rueckversicherung AG	
							MSP Underwriting Ltd., London	.GBR	.NIA	Muenchener Rueckversicherung AG, Muenchen	Ownership	.100.000	Muenchener Rueckversicherung AG	
							MTU Moje Towarzystwo Ubezpieczeniowe S.A., Sopot	.POL	.IA	Sopockie Towarzystwo Ubezpieczen Ergo	Ownership	.100.000	Muenchener Rueckversicherung AG	
			22-3753262	4362890			Munich-American Holding Corporation	.DE	.NIA	Munich American Reassurance Company, Atlanta, Georgia	Ownership	.100.000	Muenchener Rueckversicherung AG	
							Munich American Life Reinsurance Company, Atlanta, Georgia	.US	.IA	Munich American Holding Corporation, Wilmington, Delaware	Ownership	.100.000	Muenchener Rueckversicherung AG	
.0361	Munich RE Group	.66346	58-0828824				Munich American Reassurance Company	.GA	.IA	Munich American Reassurance Company, Atlanta, Georgia	Ownership	.100.000	Muenchener Rueckversicherung AG	
			51-0264311				Munich Atlanta Financial Corporation	.GA	.NIA	Munich Health Holding AG, Muenchen	Ownership	.100.000	Muenchener Rueckversicherung AG	
							Munich Health Alpha GmbH, Muenchen	.DEU	.NIA	Munich Health Holding AG, Muenchen	Ownership	.100.000	Muenchener Rueckversicherung AG	
							Munich Health Daman Holding Ltd., Abu Dhabi	.ARE	.NIA	Munich Health Holding AG, Muenchen	Ownership	.51.000	Muenchener Rueckversicherung AG	
							Munich Health Holding AG, Muenchen	.DEU	.NIA	Muenchener Rueckversicherung AG, Muenchen	Ownership	.100.000	Muenchener Rueckversicherung AG	
			54-2165277				Munich Health North America, Inc	.DE	.NIA	Munich American Holding Corporation, Wilmington, Delaware	Ownership	.100.000	Muenchener Rueckversicherung AG	
							Munich Holdings Ltd., Toronto, Ontario	.CAN	.NIA	Muenchener Rueckversicherung AG, Muenchen	Ownership	.100.000	Muenchener Rueckversicherung AG	

SCHEDULE Y
PART 1A - DETAIL OF INSURANCE HOLDING COMPANY SYSTEM

1	2	3	4	5	6	7	8	9	10	11	12	13	14	15
Group Code	Group Name	NAIC Company Code	Federal ID Number	Federal RSSD	CIK	Name of Securities Exchange if Publicly Traded (U.S. or International)	Names of Parent, Subsidiaries Or Affiliates	Domi-ciliary Loca-tion	Relation-ship to Reporting Entity	Directly Controlled by (Name of Entity/Person)	Type of Control (Ownership, Board, Management, Attorney-in-Fact, Influence, Other)	If Control is Ownership Provide Percentage	Ultimate Controlling Entity(ies)/Person(s)	*
							Munich Holdings of Australasia Pty. Ltd., Sydney	AUS	NIA	Muenchener Rueckversicherung AG, Muenchen	Ownership	100.000	Muenchener Rueckversicherung AG	
							Munich Life Management Corporation Ltd., Toronto, Ontario	CAN	NIA	Munich Holdings Ltd., Toronto, Ontario	Ownership	100.000	Muenchener Rueckversicherung AG	
							Munich Mauritius Reinsurance Co. Ltd., Port Louis	MUS	IA	Munich Reinsurance Company of Africa Ltd, Johannesburg	Ownership	100.000	Muenchener Rueckversicherung AG	
			13-3672116				Munich Re America Corporation	DE	NIA	Munich American Holding Corporation, Wilmington, Delaware	Ownership	100.000	Muenchener Rueckversicherung AG	
			13-3069874				Munich Re America Services, Inc.	DE	NIA	Munich American Holding Corporation, Wilmington, Delaware	Ownership	100.000	Muenchener Rueckversicherung AG	
							Munich Re Automation Solutions Limited, Dublin	IRL	NIA	Munich Re UK Services Limited, London	Ownership	100.000	Muenchener Rueckversicherung AG	
							Munich Re Capital Limited, London	GBR	IA	Munich Re Holding Company (UK) Ltd., London	Ownership	100.000	Muenchener Rueckversicherung AG	
			52-2108519				Munich Re Capital Markets New York, Inc.	DE	NIA	Munich American Holding Corporation, Wilmington, Delaware	Ownership	100.000	Muenchener Rueckversicherung AG	
							Munich Re do Brasil Resseguradora S.A., Sao Paulo	BRA	IA	Muenchener Rueckversicherung AG, Muenchen	Ownership	100.000	Muenchener Rueckversicherung AG	
							Munich Re Holding Company (UK) Ltd., London	GBR	NIA	Muenchener Rueckversicherung AG, Muenchen	Ownership	100.000	Muenchener Rueckversicherung AG	
							Munich Re of Malta Holding Limited, Ta' Xbiex	MLT	NIA	Muenchener Rueckversicherung AG, Muenchen	Ownership	100.000	Muenchener Rueckversicherung AG	
							Munich Re of Malta Holding Limited, Ta' Xbiex	MLT	NIA	MunichFinancialGroup GmbH, Muenchen	Ownership	0.000	Muenchener Rueckversicherung AG	
							Munich Re of Malta Holding Limited, Ta' Xbiex	MLT	IA	Munich Re of Malta Holding Limited, Ta' Xbiex	Ownership	100.000	Muenchener Rueckversicherung AG	
							Munich Re of Malta p.l.c., Ta' Xbiex	MLT	IA	MunichFinancialGroup GmbH, Muenchen	Ownership	0.000	Muenchener Rueckversicherung AG	
			65-0644164				Munich Re Stop Loss, Inc.	DE	NIA	Munich Health North America, Inc., Wilmington, Delaware	Ownership	100.000	Muenchener Rueckversicherung AG	
			98-0436600				Munich Re Trading LLC	DE	NIA	Munich Re Weather & Commodity Risk Holding, Inc., Wilmington, DE	Ownership	100.000	Muenchener Rueckversicherung AG	
							Munich Re UK Services Limited, London	GBR	NIA	Muenchener Rueckversicherung AG, Muenchen	Ownership	100.000	Muenchener Rueckversicherung AG	
							Munich Re Underwriting Limited, London	GBR	NIA	Munich Re Holding Company (UK) Ltd., London	Ownership	100.000	Muenchener Rueckversicherung AG	
			98-0505633				Munich Re Weather & Commodity Risk Advisors LLC	DE	NIA	Munich Re Weather & Commodity Risk Holding, Inc., Wilmington, DE	Ownership	100.000	Muenchener Rueckversicherung AG	
			61-1600414				Munich Re Weather & Commodity Risk Holding, Inc.	DE	NIA	Munich American Holding Corporation, Wilmington, Delaware	Ownership	100.000	Muenchener Rueckversicherung AG	
0361	Munich RE Group	10227	13-4924125	3057537			Munich Reinsurance America, Inc.	DE	IA	Munich Re America Corporation, Wilmington, Delaware	Ownership	100.000	Muenchener Rueckversicherung AG	
							Munich Reinsurance Company of Africa Ltd, Johannesburg	ZAF	IA	Muenchener Rueckversicherung AG, Muenchen	Ownership	100.000	Muenchener Rueckversicherung AG	
			AA-1931000				Munich Reinsurance Company of Australasia Ltd, Sydney	AUS	IA	Munich Holdings of Australasia Pty. Ltd., Sydney	Ownership	100.000	Muenchener Rueckversicherung AG	
							Munich Reinsurance Company of Canada, Toronto, Ontario	CAN	IA	Munich Holdings Ltd., Toronto, Ontario	Ownership	100.000	Muenchener Rueckversicherung AG	
							MunichFinancialGroup GmbH, Muenchen	DEU	NIA	Muenchener Rueckversicherung AG, Muenchen	Ownership	100.000	Muenchener Rueckversicherung AG	
							Munichre General Services Limited i.L., London	GBR	NIA	Muenchener Rueckversicherung AG, Muenchen	Ownership	100.000	Muenchener Rueckversicherung AG	

SCHEDULE Y
PART 1A - DETAIL OF INSURANCE HOLDING COMPANY SYSTEM

1	2	3	4	5	6	7	8	9	10	11	12	13	14	15
Group Code	Group Name	NAIC Company Code	Federal ID Number	Federal RSSD	CIK	Name of Securities Exchange if Publicly Traded (U.S. or International)	Names of Parent, Subsidiaries Or Affiliates	Domi-ciliary Loca-tion	Relation-ship to Reporting Entity	Directly Controlled by (Name of Entity/Person)	Type of Control (Ownership, Board, Management, Attorney-in-Fact, Influence, Other)	If Control is Ownership Provide Percentage	Ultimate Controlling Entity(ies)/Person(s)	*
							Munichre New Zealand Service Ltd., Auckland	.NZL	.NIA	Munich Holdings of Australasia Pty. Ltd., Sydney	Ownership	.100.000	Muenchener Rueckversicherung AG	
							N.M.U. (Holdings) Limited, Leeds	.GBR	.NIA	NMU Group Limited, London	Ownership	.100.000	Muenchener Rueckversicherung AG	
							Neckermann Versicherung AG, Nuernberg	.DEU	.IA	ERGO Versicherungsgruppe AG, Duesseldorf	Ownership	.100.000	Muenchener Rueckversicherung AG	
							New Reinsurance Company Ltd., Zuerich	.CHE	.IA	Muenchener Rueckversicherung AG, Muenchen	Ownership	.100.000	Muenchener Rueckversicherung AG	
							Nightingale Legal Services Ltd., Bristol	.GBR	.NIA	Amicus Legal Ltd., Bristol	Ownership	.100.000	Muenchener Rueckversicherung AG	
							NMU Group Limited, London	.GBR	.NIA	Munich Re Holding Company (UK) Ltd., London	Ownership	.100.000	Muenchener Rueckversicherung AG	
							Northern Marine Underwriters Limited, Leeds	.GBR	.NIA	N.M.U. (Holdings) Limited, Leeds	Ownership	.100.000	Muenchener Rueckversicherung AG	
							P.A.N. GmbH & Co. KG, Gruenwald	.DEU	.NIA	Muenchener Rueckversicherung AG, Muenchen	Ownership	.99.000	Muenchener Rueckversicherung AG	
							Princeton Eagle Holding (Bermuda), Ltd.	.BMJ	.NIA	Munich Re America Corporation, Wilmington, Delaware	Ownership	.100.000	Muenchener Rueckversicherung AG	
							Princeton Eagle Insurance Company, Ltd.	.BMJ	.IA	Princeton Eagle Holding (Bermuda) Limited, Hamilton, Bermuda	Ownership	.100.000	Muenchener Rueckversicherung AG	
			95-4551801				Princeton Eagle West (Holding), Inc.	.DE	.NIA	Munich Re America Corporation, Wilmington, Delaware	Ownership	.100.000	Muenchener Rueckversicherung AG	
.0361	Munich RE Group		98-0157330				Princeton Eagle West Insurance Co., Ltd.	.BMJ	.IA	Princeton Eagle West (Holding) Inc., Wilmington, Delaware	Ownership	.100.000	Muenchener Rueckversicherung AG	
							Proserpina Vermoegensverwaltungs-ges. mbH, Muenchen	.DEU	.NIA	Muenchener Rueckversicherung AG, Muenchen	Ownership	.100.000	Muenchener Rueckversicherung AG	
							Queensley Holdings Limited, Singapur	.SGP	.NIA	CAPITAL PLAZA Holding GmbH & Co. Singapur KG, Duesseldorf	Ownership	.100.000	Muenchener Rueckversicherung AG	
							Renaissance Hotel Realbesitz GmbH, Wien	.AUT	.NIA	Union Beteiligungsholding GmbH, Wien	Ownership	.50.000	Muenchener Rueckversicherung AG	
							Renaissance Hotel Realbesitz GmbH, Wien	.AUT	.NIA	ERGO Versicherung Aktiengesellschaft, Wien	Ownership	.10.000	Muenchener Rueckversicherung AG	
							Roanoke Group Inc., Schaumburg, Illinois	.US	.NIA	Munich Re Holding Company (UK) Ltd., London	Ownership	.100.000	Muenchener Rueckversicherung AG	
							Roanoke Insurance Group Inc., Schaumburg, Illinois	.US	.NIA	Roanoke Group Inc., Schaumburg, Illinois	Ownership	.100.000	Muenchener Rueckversicherung AG	
							Roanoke International Brokers Limited, London	.GBR	.NIA	Munich Re Holding Company (UK) Ltd., London	Ownership	.100.000	Muenchener Rueckversicherung AG	
							Scout Moor Group Limited, Manchester	.GBR	.NIA	MR RENT UK Investment Limited, London	Ownership	.100.000	Muenchener Rueckversicherung AG	
							Scout Moor Holdings (No. 1) Limited., Manchester	.GBR	.NIA	Scout Moor Group Limited, Manchester	Ownership	.100.000	Muenchener Rueckversicherung AG	
							Scout Moor Holdings (No. 2) Limited, Manchester	.GBR	.NIA	Scout Moor Holdings (No. 1) Limited., Manchester	Ownership	.100.000	Muenchener Rueckversicherung AG	
							Scout Moor Wind Farm (No. 2) Limited, Manchester	.GBR	.NIA	Scout Moor Group Limited, Manchester	Ownership	.100.000	Muenchener Rueckversicherung AG	
							Scout Moor Wind Farm Limited, Manchester	.GBR	.NIA	Scout Moor Holdings (No. 2) Limited, Manchester	Ownership	.100.000	Muenchener Rueckversicherung AG	
							Seminaris Hotel- und Kongressstaetten-Betriebsgesellschaft mbH, Lueneburg	.DEU	.NIA	ERGO Versicherung Aktiengesellschaft, Duesseldorf	Ownership	.50.000	Muenchener Rueckversicherung AG	
							Seminaris Hotel- und Kongressstaetten-Betriebsgesellschaft mbH, Lueneburg	.DEU	.NIA	D.A.S. Deutscher Automobil Schutz Allgemeine Rechtsschutz-Versicherungs-Aktiengesellschaft, Muenchen	Ownership	.25.000	Muenchener Rueckversicherung AG	
							Seminaris Hotel- und Kongressstaetten-Betriebsgesellschaft mbH, Lueneburg	.DEU	.NIA	ERGO Lebensversicherung Aktiengesellschaft, Hamburg	Ownership	.25.000	Muenchener Rueckversicherung AG	

SCHEDULE Y
PART 1A - DETAIL OF INSURANCE HOLDING COMPANY SYSTEM

1	2	3	4	5	6	7	8	9	10	11	12	13	14	15
Group Code	Group Name	NAIC Company Code	Federal ID Number	Federal RSSD	CIK	Name of Securities Exchange if Publicly Traded (U.S. or International)	Names of Parent, Subsidiaries Or Affiliates	Domiciliary Location	Relationship to Reporting Entity	Directly Controlled by (Name of Entity/Person)	Type of Control (Ownership, Board, Management, Attorney-in-Fact, Influence, Other)	If Control is Ownership Provide Percentage	Ultimate Controlling Entity(ies)/Person(s)	*
							Silvanus Vermoegensverwaltungsges. mbH, Muenchen	.DEU	.NIA	Muenchener Rueckversicherung AG, Muenchen	Ownership	100.000	Muenchener Rueckversicherung AG	
							Solomon Associates Limited	.GBR	.NIA	HSB Solomon Associates LLC, Dover, Delaware	Ownership	100.000	Muenchener Rueckversicherung AG	
							Sopocki Instytut Ubezpiezen S.A., Sopot	.POL	.NIA	Sopockie Towarzystwo Ubezpiezen Ergo Hestia Spolka Akcyjna, Sopot	Ownership	100.000	Muenchener Rueckversicherung AG	
							Sopockie Towarzystwo Ubezpiezen Ergo Hestia Spolka Akcyjna, Sopot	.POL	.IA	ERGO International Aktiengesellschaft, Duesseldorf	Ownership	100.000	Muenchener Rueckversicherung AG	
							Sopockie Towarzystwo Ubezpiezen na Zycie Ergo Hestia Spolka Akcyjna, Sopot	.POL	.IA	ERGO International Aktiengesellschaft, Duesseldorf	Ownership	100.000	Muenchener Rueckversicherung AG	
			34-1894203				Specialty Insurance Services Corp.	.OH	.NIA	American Modern Insurance Group, Inc., Amelia, Ohio	Ownership	100.000	Muenchener Rueckversicherung AG	
							SunEnergy & Partners S.r.l., Brindisi	.ITA	.NIA	MR RENT-Investment GmbH, Muenchen	Ownership	100.000	Muenchener Rueckversicherung AG	
							Temple Insurance Company, Toronto, Ontario	.CAN	.IA	Munich Holdings Ltd., Toronto, Ontario	Ownership	100.000	Muenchener Rueckversicherung AG	
							The Atlas Insurance Agency, Inc.	.OH	.NIA	American Modern Insurance Group, Inc., Amelia, Ohio	Ownership	100.000	Muenchener Rueckversicherung AG	
			31-0530321				The Boiler Inspection and Insurance Company of Canada, Toronto, Ontario	.CAN	.IA	HSB Engineering Insurance Limited, London	Ownership	100.000	Muenchener Rueckversicherung AG	
0361	Munich RE Group	29890	06-1240885				The Hartford Steam Boiler Inspection and Insurance Company of Connecticut	.CT	.IA	Global Standards, LLC, Dover, Delaware	Ownership	100.000	Muenchener Rueckversicherung AG	
0361	Munich RE Group	11452	06-0384680				The Hartford Steam Boiler Inspection and Insurance Company	.CT	.IA	HSB Group, Inc., Dover, Delaware	Ownership	100.000	Muenchener Rueckversicherung AG	
			31-0742526	1552140			The Midland Company	.OH	.NIA	Munich American Holding Corporation, Wilmington, Delaware	Ownership	100.000	Muenchener Rueckversicherung AG	
							The Polytechnic Club, Inc., Hartford, Connecticut	.US	.NIA	The Hartford Steam Boiler Inspection and Insurance Company, Hartford, Connecticut	Ownership	100.000	Muenchener Rueckversicherung AG	
0361	Munich RE Group	10786	22-3410482				The Princeton Excess and Surplus Lines Insurance Company	.DE	.IA	Munich Re America Corporation, Wilmington, Delaware	Ownership	100.000	Muenchener Rueckversicherung AG	
							Tir Mostyn and Foel Goch Limited, London	.GBR	.NIA	UK Wind Holdings Ltd, London	Ownership	100.000	Muenchener Rueckversicherung AG	
							UK Wind Holdings Ltd, London	.GBR	.NIA	MR RENT UK Investment Limited, London	Ownership	100.000	Muenchener Rueckversicherung AG	
							Union Beteiligungsholding GmbH, Wien	.AUT	.NIA	ERGO Versicherung Aktiengesellschaft, Wien	Ownership	100.000	Muenchener Rueckversicherung AG	
							Unión Médica la Fuencisla, S.A., Compañía de Seguros, Saragossa	.ESP	.IA	DKV Seguros y Reaseguros, Sociedad Anónima Española, Saragossa	Ownership	100.000	Muenchener Rueckversicherung AG	
							Van Arkel Gerechtsdeurwaarders B.V., Leiden	.NLD	.NIA	DAS Legal Finance B.V., Amsterdam	Ownership	79.000	Muenchener Rueckversicherung AG	
							Venus Vermoegensverwaltungsgesellschaft mbH, Muenchen	.DEU	.NIA	Muenchener Rueckversicherung AG, Muenchen	Ownership	100.000	Muenchener Rueckversicherung AG	
							VHDK Beteiligungsgesellschaft mbH, Duesseldorf	.DEU	.NIA	DKV Deutsche Krankenversicherung Aktiengesellschaft, Koeln	Ownership	25.000	Muenchener Rueckversicherung AG	
							VHDK Beteiligungsgesellschaft mbH, Duesseldorf	.DEU	.NIA	VICTORIA Lebensversicherung Aktiengesellschaft, Duesseldorf	Ownership	20.000	Muenchener Rueckversicherung AG	
							VHDK Beteiligungsgesellschaft mbH, Duesseldorf	.DEU	.NIA	ERGO Lebensversicherung Aktiengesellschaft, Hamburg	Ownership	20.000	Muenchener Rueckversicherung AG	
							VHDK Beteiligungsgesellschaft mbH, Duesseldorf	.DEU	.NIA	ERGO Versicherung Aktiengesellschaft, Duesseldorf	Ownership	15.000	Muenchener Rueckversicherung AG	
							VHDK Beteiligungsgesellschaft mbH, Duesseldorf	.DEU	.NIA	ERGO DIREKT Lebensversicherung AG, Fuerth	Ownership	10.000	Muenchener Rueckversicherung AG	

SCHEDULE Y
PART 1A - DETAIL OF INSURANCE HOLDING COMPANY SYSTEM

1	2	3	4	5	6	7	8	9	10	11	12	13	14	15
Group Code	Group Name	NAIC Company Code	Federal ID Number	Federal RSSD	CIK	Name of Securities Exchange if Publicly Traded (U.S. or International)	Names of Parent, Subsidiaries Or Affiliates	Domi-ciliary Loca-tion	Relation-ship to Reporting Entity	Directly Controlled by (Name of Entity/Person)	Type of Control (Ownership, Board, Management, Attorney-in-Fact, Influence, Other)	If Control is Ownership Provide Percentage	Ultimate Controlling Entity(ies)/Person(s)	*
							VHDK Beteiligungsgesellschaft mbH, Duesseldorf	.DEU	NIA	D.A.S. Deutscher Automobil Schutz Allgemeine Rechtsschutz-Versicherungs-Aktiengesellschaft, Muenchen	Ownership	..5.000	Muenchener Rueckversicherung AG	
							VHDK Beteiligungsgesellschaft mbH, Duesseldorf	.DEU	NIA	ERGO Pensionskasse AG, Duesseldorf	Ownership	..5.000	Muenchener Rueckversicherung AG	
							VICTORIA Asien Immobilienbeteiligungs GmbH & Co. KG, Muenchen	.DEU	NIA	ERGO Lebensversicherung Aktiengesellschaft, Hamburg	Ownership	..100.000	Muenchener Rueckversicherung AG	
							VICTORIA Asien Immobilienbeteiligungs GmbH & Co. KG, Muenchen	.DEU	NIA	ERGO Leben Asien Verwaltungs GmbH, Muenchen	Other	..0.000	Muenchener Rueckversicherung AG	
							Victoria Investment Properties Two L.P., Atlanta, Georgia	.US	NIA	VICTORIA US Property Zwei GmbH, Duesseldorf	Ownership	..100.000	Muenchener Rueckversicherung AG	
							VICTORIA Italy Property GmbH, Duesseldorf	.DEU	NIA	VICTORIA Lebensversicherung Aktiengesellschaft, Duesseldorf	Ownership	..100.000	Muenchener Rueckversicherung AG	
			98-0168041				VICTORIA Lebensversicherung Aktiengesellschaft, Duesseldorf	.DEU	IA	ERGO Versicherungsgruppe AG, Duesseldorf	Ownership	..100.000	Muenchener Rueckversicherung AG	
							Victoria US Holdings, Inc., Wilmington, Delaware	.US	NIA	VICTORIA US Property Investment GmbH, Duesseldorf	Ownership	..100.000	Muenchener Rueckversicherung AG	
							VICTORIA US Property Investment GmbH, Duesseldorf	.DEU	NIA	ERGO Versicherung Aktiengesellschaft, Duesseldorf	Ownership	..50.300	Muenchener Rueckversicherung AG	
							VICTORIA US Property Investment GmbH, Duesseldorf	.DEU	NIA	ERGO Lebensversicherung Aktiengesellschaft, Hamburg	Ownership	..25.000	Muenchener Rueckversicherung AG	
							VICTORIA US Property Investment GmbH, Duesseldorf	.DEU	NIA	DKV Deutsche Krankenversicherung Aktiengesellschaft, Koeln	Ownership	..24.800	Muenchener Rueckversicherung AG	
							VICTORIA US Property Zwei GmbH, Duesseldorf	.DEU	NIA	ERGO Versicherungsgruppe AG, Duesseldorf	Ownership	..100.000	Muenchener Rueckversicherung AG	
							VICTORIA Vierte Beteiligungsgesellschaft mbH, Duesseldorf	.DEU	NIA	ERGO Neunte Beteiligungsgesellschaft mbH, Duesseldorf	Ownership	..100.000	Muenchener Rueckversicherung AG	
							Victoria Vierter Bauabschnitt GmbH & Co. KG, Duesseldorf	.DEU	NIA	ERGO Lebensversicherung Aktiengesellschaft, Hamburg	Ownership	..95.100	Muenchener Rueckversicherung AG	
							Victoria Vierter Bauabschnitt GmbH & Co. KG, Duesseldorf	.DEU	NIA	ERGO Versicherung Aktiengesellschaft, Duesseldorf	Ownership	..4.900	Muenchener Rueckversicherung AG	
							Victoria Vierter Bauabschnitt GmbH & Co. KG, Duesseldorf	.DEU	NIA	Victoria Vierter Bauabschnitt Management GmbH, Duesseldorf	Other	..0.000	Muenchener Rueckversicherung AG	
							VICTORIA-VOLKSBANKEN Biztosító Zrt., Budapest	.HUN	IA	ERGO Austria International AG, Wien	Ownership	..75.300	Muenchener Rueckversicherung AG	
							VICTORIA-VOLKSBANKEN Biztosító Zrt., Budapest	.HUN	IA	ERGO Versicherung Aktiengesellschaft, Wien	Ownership	..24.700	Muenchener Rueckversicherung AG	
							Vorsorge Lebensversicherung Aktiengesellschaft, Duesseldorf	.DEU	IA	ERGO Versicherungsgruppe AG, Duesseldorf	Ownership	..100.000	Muenchener Rueckversicherung AG	
							Vorsorge Luxemburg Lebensversicherung S.A., Munsbach	.LUX	IA	Vorsorge Lebensversicherung Aktiengesellschaft, Duesseldorf	Ownership	..100.000	Muenchener Rueckversicherung AG	
							Watkins Syndicate Hong Kong Limited, Hong Kong	.HKG	NIA	Munich Re Holding Company (UK) Ltd., London	Ownership	..67.000	Muenchener Rueckversicherung AG	
							Watkins Syndicate Labuan Limited (WSLAB), Labuan	.MYS	NIA	Munich Re Holding Company (UK) Ltd., London	Ownership	..100.000	Muenchener Rueckversicherung AG	
							Watkins Syndicate Middle East Limited, Dubai	.ARE	NIA	Munich Re Holding Company (UK) Ltd., London	Ownership	..100.000	Muenchener Rueckversicherung AG	
							Watkins Syndicate Singapore Pte. Limited, Singapur	.SGP	NIA	Munich Re Holding Company (UK) Ltd., London	Ownership	..100.000	Muenchener Rueckversicherung AG	
							welivit GmbH, Nuernberg	.DEU	NIA	ERGO Elfte Beteiligungsgesellschaft mbH, Duesseldorf	Ownership	..100.000	Muenchener Rueckversicherung AG	

SCHEDULE Y
PART 1A - DETAIL OF INSURANCE HOLDING COMPANY SYSTEM

1	2	3	4	5	6	7	8	9	10	11	12	13	14	15
Group Code	Group Name	NAIC Company Code	Federal ID Number	Federal RSSD	CIK	Name of Securities Exchange if Publicly Traded (U.S. or International)	Names of Parent, Subsidiaries Or Affiliates	Domiciliary Location	Relationship to Reporting Entity	Directly Controlled by (Name of Entity/Person)	Type of Control (Ownership, Board, Management, Attorney-in-Fact, Influence, Other)	If Control is Ownership Provide Percentage	Ultimate Controlling Entity(ies)/Person(s)	*
							welivit Solarfonds GmbH & Co. KG, Nuernberg	.DEU	.NIA	DKV Deutsche Krankenversicherung Aktiengesellschaft, Koeln	Ownership	.50.000	Muenchener Rueckversicherung AG	
							welivit Solarfonds GmbH & Co. KG, Nuernberg	.DEU	.NIA	ERGO Versicherung Aktiengesellschaft, Wien	Ownership	.25.000	Muenchener Rueckversicherung AG	
							welivit Solarfonds GmbH & Co. KG, Nuernberg	.DEU	.NIA	ERGO Insurance N.V., Bruessel	Ownership	.25.000	Muenchener Rueckversicherung AG	
							welivit Solarfonds GmbH & Co. KG, Nuernberg	.DEU	.NIA	welivit New Energy GmbH, Fuerth	Other	.0.000	Muenchener Rueckversicherung AG	
							welivit Solarfonds S.a.s. di welivit Solar Italia S.r.l., Bozen	.ITA	.NIA	welivit Solarfonds GmbH & Co. KG, Nuernberg	Ownership	.100.000	Muenchener Rueckversicherung AG	
							welivit Solarfonds S.a.s. di welivit Solar Italia S.r.l., Bozen	.ITA	.NIA	Welivit Solar Italia s.r.l., Bozen	Ownership	.0.000	Muenchener Rueckversicherung AG	
							WFB Stockholm Management AB, Stockholm	.SWE	.NIA	Muenchener Rueckversicherung AG, Muenchen	Ownership	.50.000	Muenchener Rueckversicherung AG	
							Wind Farms Goetaland Svealand AB, Haessleholm	.SWE	.NIA	MR RENT-Investment GmbH, Muenchen	Ownership	.100.000	Muenchener Rueckversicherung AG	
							Windpark MR-B GmbH & Co. KG, Bremen	.DEU	.NIA	MR RENT-Investment GmbH, Muenchen	Ownership	.100.000	Muenchener Rueckversicherung AG	
							Windpark MR-D GmbH & Co. KG, Bremen	.DEU	.NIA	MR RENT-Investment GmbH, Muenchen	Ownership	.100.000	Muenchener Rueckversicherung AG	
							Windpark MR-N GmbH & Co. KG, Bremen	.DEU	.NIA	MR RENT-Investment GmbH, Muenchen	Ownership	.100.000	Muenchener Rueckversicherung AG	
							Windpark MR-S GmbH & Co. KG, Bremen	.DEU	.NIA	MR RENT-Investment GmbH, Muenchen	Ownership	.100.000	Muenchener Rueckversicherung AG	
							Windpark MR-T GmbH & Co. KG, Bremen	.DEU	.NIA	MR RENT-Investment GmbH, Muenchen	Ownership	.100.000	Muenchener Rueckversicherung AG	
		14232	45-3787049				Windsor Health Plan of Georgia, Inc.	.GA	.IA	Munich Health North America, Inc., Wilmington, Delaware	Ownership	.100.000	Muenchener Rueckversicherung AG	
		14233	45-3786992				Windsor Health Plan of Louisiana, Inc.	.LA	.IA	Munich Health North America, Inc., Wilmington, Delaware	Ownership	.100.000	Muenchener Rueckversicherung AG	
							wse Solarpark Spanien 1 GmbH & Co. KG, Fuerth	.DEU	.NIA	ERGO DIREKT Versicherung AG, Fuerth	Ownership	.47.300	Muenchener Rueckversicherung AG	
							wse Solarpark Spanien 1 GmbH & Co. KG, Fuerth	.DEU	.NIA	MR Solar GmbH & Co. KG, Nuernberg	Ownership	.10.000	Muenchener Rueckversicherung AG	
							wse Solarpark Spanien 1 GmbH & Co. KG, Fuerth	.DEU	.NIA	ERGO DIREKT Lebensversicherung AG, Fuerth	Ownership	.10.000	Muenchener Rueckversicherung AG	
							wse Solarpark Spanien 1 GmbH & Co. KG, Fuerth	.DEU	.NIA	ERGO DIREKT Krankenversicherung AG, Fuerth	Ownership	.7.500	Muenchener Rueckversicherung AG	
							wse Solarpark Spanien 1 GmbH & Co. KG, Fuerth	.DEU	.NIA	welivit New Energy GmbH, Fuerth	Ownership	.0.500	Muenchener Rueckversicherung AG	
							wse Solarpark Spanien 1 GmbH & Co. KG, Fuerth	.DEU	.NIA	welivit Solar España GmbH, Nuernberg	Other	.0.000	Muenchener Rueckversicherung AG	
							80e LIMITED, Bristol	.GBR	.NIA	DAS UK Holdings Limited, Bristol	Ownership	.100.000	Muenchener Rueckversicherung AG	
							AGC Gerechtsdeurwaarders & Incasso B.V., Stadskanaal	.NLD	.NIA	Sensus Group B.V., Stadskanaal	Ownership	.100.000	Muenchener Rueckversicherung AG	
							Aleama 150015 S.L., Madrid	.ESP	.NIA	wse Solarpark Spanien 1 GmbH & Co. KG, Fuerth	Ownership	.100.000	Muenchener Rueckversicherung AG	
							Amicus Ltd., Bristol	.GBR	.NIA	Amicus Legal Ltd., Bristol	Ownership	.100.000	Muenchener Rueckversicherung AG	
							Arridabra 130013 S.L., Madrid	.ESP	.NIA	wse Solarpark Spanien 1 GmbH & Co. KG, Fuerth	Ownership	.100.000	Muenchener Rueckversicherung AG	
							ARTES Assekuranzservice GmbH, Duesseldorf	.DEU	.NIA	Merkur Grundstuecks- und Beteiligungs-Gesellschaft mit beschaenkrter Haftung, Duesseldorf	Ownership	.100.000	Muenchener Rueckversicherung AG	
							Associated Asset Management Corporation B.V., s-Hertogenbosch	.NLD	.NIA	VICTORIA Immobilien Management GmbH, Muenchen	Ownership	.51.000	Muenchener Rueckversicherung AG	
							B&D Acquisition B.V., Amsterdam	.NLD	.NIA	DAS Legal Finance B.V., Amsterdam	Ownership	.100.000	Muenchener Rueckversicherung AG	

SCHEDULE Y
PART 1A - DETAIL OF INSURANCE HOLDING COMPANY SYSTEM

1	2	3	4	5	6	7	8	9	10	11	12	13	14	15
Group Code	Group Name	NAIC Company Code	Federal ID Number	Federal RSSD	CIK	Name of Securities Exchange if Publicly Traded (U.S. or International)	Names of Parent, Subsidiaries Or Affiliates	Domi-ciliary Loca-tion	Relation-ship to Reporting Entity	Directly Controlled by (Name of Entity/Person)	Type of Control (Ownership, Board, Management, Attorney-in-Fact, Influence, Other)	If Control is Ownership Provide Percentage	Ultimate Controlling Entity(ies)/Person(s)	*
							B&D Business Solutions B.V., UtrechtNLD	NIA.....	B&D Acquisition B.V., Amsterdam	Ownership.....	.100.000	Muenchener Rueckversicherung AG	
							Badozoc 1001 S.L., MadridESP	NIA.....	wse Solarpark Spanien 1 GmbH & Co. KG, Fuerth	Ownership.....	.100.000	Muenchener Rueckversicherung AG	
							Bank Austria Creditanstalt Versicherungsdienst GmbH, WienAUT	NIA.....	ERGO Versicherung Aktiengesellschaft, Wien	Ownership.....	.100.000	Muenchener Rueckversicherung AG	
							Baqueda 7007 S.L., MadridESP	NIA.....	wse Solarpark Spanien 1 GmbH & Co. KG, Fuerth	Ownership.....	.100.000	Muenchener Rueckversicherung AG	
							Beaufort Dedicated No.3 Ltd, LondonGBR	.IA.....	MSP Underwriting Ltd., London	Ownership.....	.100.000	Muenchener Rueckversicherung AG	
							Beaufort Dedicated No.4 Ltd, LondonGBR	.IA.....	MSP Underwriting Ltd., London	Ownership.....	.100.000	Muenchener Rueckversicherung AG	
							Beaufort Dedicated No.6 Ltd, LondonGBR	.IA.....	MSP Underwriting Ltd., London	Ownership.....	.100.000	Muenchener Rueckversicherung AG	
							Beaufort Underwriting Services Limited, LondonGBR	NIA.....	MSP Underwriting Ltd., London	Ownership.....	.100.000	Muenchener Rueckversicherung AG	
							BioEnergie Verwaltungs-GmbH, ElsterwerdaDEU	NIA.....	IDEENKAPITAL Financial Engineering GmbH, Duesseldorf	Ownership.....	.100.000	Muenchener Rueckversicherung AG	
							Blitz 01-807 GmbH, MuenchenDEU	NIA.....	ERGO Versicherung Aktiengesellschaft, Duesseldorf	Ownership.....	.100.000	Muenchener Rueckversicherung AG	
							Bobasbe 6006 S.L., MadridESP	NIA.....	wse Solarpark Spanien 1 GmbH & Co. KG, Fuerth	Ownership.....	.100.000	Muenchener Rueckversicherung AG	
							Botedazo 8008 S.L., MadridESP	NIA.....	wse Solarpark Spanien 1 GmbH & Co. KG, Fuerth	Ownership.....	.100.000	Muenchener Rueckversicherung AG	
							Callopio 5005 S.L., MadridESP	NIA.....	wse Solarpark Spanien 1 GmbH & Co. KG, Fuerth	Ownership.....	.100.000	Muenchener Rueckversicherung AG	
							Camcichu 9009 S.L., MadridESP	NIA.....	wse Solarpark Spanien 1 GmbH & Co. KG, Fuerth	Ownership.....	.100.000	Muenchener Rueckversicherung AG	
							CAPITAL PLAZA Holding GmbH, DuesseldorfDEU	NIA.....	ERGO Versicherungsgruppe AG, Duesseldorf	Ownership.....	.70.000	Muenchener Rueckversicherung AG	
							CAPITAL PLAZA Holding GmbH, DuesseldorfDEU	NIA.....	VICTORIA Lebensversicherung Aktiengesellschaft, Duesseldorf	Ownership.....	.10.000	Muenchener Rueckversicherung AG	
							CAPITAL PLAZA Holding GmbH, DuesseldorfDEU	NIA.....	DKV Deutsche Krankenversicherung Aktiengesellschaft, Koeln	Ownership.....	.10.000	Muenchener Rueckversicherung AG	
							CAPITAL PLAZA Holding GmbH, DuesseldorfDEU	NIA.....	ERGO Lebensversicherung Aktiengesellschaft, Hamburg	Ownership.....	.10.000	Muenchener Rueckversicherung AG	
							Caracuel Solar Catorce S.L., MadridESP	NIA.....	wse Solarpark Spanien 1 GmbH & Co. KG, Fuerth	Ownership.....	.100.000	Muenchener Rueckversicherung AG	
							Caracuel Solar Cinco S.L., MadridESP	NIA.....	wse Solarpark Spanien 1 GmbH & Co. KG, Fuerth	Ownership.....	.100.000	Muenchener Rueckversicherung AG	
							Caracuel Solar Cuatro S.L., MadridESP	NIA.....	wse Solarpark Spanien 1 GmbH & Co. KG, Fuerth	Ownership.....	.100.000	Muenchener Rueckversicherung AG	
							Caracuel Solar Dieciocho S.L., MadridESP	NIA.....	wse Solarpark Spanien 1 GmbH & Co. KG, Fuerth	Ownership.....	.100.000	Muenchener Rueckversicherung AG	
							Caracuel Solar Dieciseis S.L., MadridESP	NIA.....	wse Solarpark Spanien 1 GmbH & Co. KG, Fuerth	Ownership.....	.100.000	Muenchener Rueckversicherung AG	
							Caracuel Solar Diecisiete S.L., MadridESP	NIA.....	wse Solarpark Spanien 1 GmbH & Co. KG, Fuerth	Ownership.....	.100.000	Muenchener Rueckversicherung AG	
							Caracuel Solar Diez S.L., MadridESP	NIA.....	wse Solarpark Spanien 1 GmbH & Co. KG, Fuerth	Ownership.....	.100.000	Muenchener Rueckversicherung AG	
							Caracuel Solar Doce S.L., MadridESP	NIA.....	wse Solarpark Spanien 1 GmbH & Co. KG, Fuerth	Ownership.....	.100.000	Muenchener Rueckversicherung AG	
							Caracuel Solar Dos S.L., MadridESP	NIA.....	wse Solarpark Spanien 1 GmbH & Co. KG, Fuerth	Ownership.....	.100.000	Muenchener Rueckversicherung AG	

SCHEDULE Y
PART 1A - DETAIL OF INSURANCE HOLDING COMPANY SYSTEM

1	2	3	4	5	6	7	8	9	10	11	12	13	14	15
Group Code	Group Name	NAIC Company Code	Federal ID Number	Federal RSSD	CIK	Name of Securities Exchange if Publicly Traded (U.S. or International)	Names of Parent, Subsidiaries Or Affiliates	Domi-ciliary Loca-tion	Relation-ship to Reporting Entity	Directly Controlled by (Name of Entity/Person)	Type of Control (Ownership, Board, Management, Attorney-in-Fact, Influence, Other)	If Control is Ownership Provide Percentage	Ultimate Controlling Entity(ies)/Person(s)	*
							Caracuel Solar Nueve S.L., Madrid	.ESP	NIA	wse Solarpark Spanien 1 GmbH & Co. KG, Fuerth	Ownership	.100.000	Muenchener Rueckversicherung AG	
							Caracuel Solar Ocho S.L., Madrid	.ESP	NIA	wse Solarpark Spanien 1 GmbH & Co. KG, Fuerth	Ownership	.100.000	Muenchener Rueckversicherung AG	
							Caracuel Solar Once S.L., Madrid	.ESP	NIA	wse Solarpark Spanien 1 GmbH & Co. KG, Fuerth	Ownership	.100.000	Muenchener Rueckversicherung AG	
							Caracuel Solar Quince S.L., Madrid	.ESP	NIA	wse Solarpark Spanien 1 GmbH & Co. KG, Fuerth	Ownership	.100.000	Muenchener Rueckversicherung AG	
							Caracuel Solar Seis S.L., Madrid	.ESP	NIA	wse Solarpark Spanien 1 GmbH & Co. KG, Fuerth	Ownership	.100.000	Muenchener Rueckversicherung AG	
							Caracuel Solar Siete S.L., Madrid	.ESP	NIA	wse Solarpark Spanien 1 GmbH & Co. KG, Fuerth	Ownership	.100.000	Muenchener Rueckversicherung AG	
							Caracuel Solar Trece S.L., Madrid	.ESP	NIA	wse Solarpark Spanien 1 GmbH & Co. KG, Fuerth	Ownership	.100.000	Muenchener Rueckversicherung AG	
							Caracuel Solar Tres S.L., Madrid	.ESP	NIA	wse Solarpark Spanien 1 GmbH & Co. KG, Fuerth	Ownership	.100.000	Muenchener Rueckversicherung AG	
							Caracuel Solar Uno S.L., Madrid	.ESP	NIA	wse Solarpark Spanien 1 GmbH & Co. KG, Fuerth	Ownership	.100.000	Muenchener Rueckversicherung AG	
							CarePlus Gesellschaft fuer Versorgungsmanagement mbH, Koeln	.DEU	NIA	DKV Pflegedienste & Residenzen GmbH, Koeln	Ownership	.100.000	Muenchener Rueckversicherung AG	
							Ciborum GmbH, Muenchen	.DEU	NIA	D.A.S. Deutscher Automobil Schutz Allgemeine Rechtsschutz-Versicherungs-Aktiengesellschaft, Muenchen	Ownership	.100.000	Muenchener Rueckversicherung AG	
			38-3470438				Copper Leaf Research	.MI	NIA	American Modern Insurance Group, Inc., Amelia, Ohio	Ownership	.100.000	Muenchener Rueckversicherung AG	
							Corion Pty Limited, Sydney	.AUS	NIA	Munich Holdings of Australasia Pty. Ltd., Sydney	Ownership	.100.000	Muenchener Rueckversicherung AG	
							Cotatrillo 100010 S.L., Madrid	.ESP	NIA	wse Solarpark Spanien 1 GmbH & Co. KG, Fuerth	Ownership	.100.000	Muenchener Rueckversicherung AG	
							D.A.S. Prawo i Finanse Sp. z o.o., Warschau	.POL	NIA	D.A.S. Towarzystwo Ubezpieczen Ochrony Prawnej S.A., Warschau	Ownership	.100.000	Muenchener Rueckversicherung AG	
							D.A.S., Tomasz Niedzinski Kancelaria Prawna Spolka komandytowa, Warschau	.POL	NIA	D.A.S. Towarzystwo Ubezpieczen Ochrony Prawnej S.A., Warschau	Ownership	.95.000	Muenchener Rueckversicherung AG	
							DAS Consultancy & Detachering Rotterdam B.V., Rotterdam	.NLD	NIA	DAS Legal Finance B.V., Amsterdam	Ownership	.85.000	Muenchener Rueckversicherung AG	
							DAS Financial Services B.V., Amsterdam	.NLD	NIA	DAS Legal Finance B.V., Amsterdam	Ownership	.51.000	Muenchener Rueckversicherung AG	
							DAS Incasso Arnheim B.V., Arnheim	.NLD	NIA	DAS Legal Finance B.V., Amsterdam	Ownership	.100.000	Muenchener Rueckversicherung AG	
							DAS Incasso Eindhoven B.V., s-Hertogenbosch	.NLD	NIA	DAS Legal Finance B.V., Amsterdam	Ownership	.80.000	Muenchener Rueckversicherung AG	
							DAS Incasso Rotterdam B.V., Rotterdam	.NLD	NIA	DAS Legal Finance B.V., Amsterdam	Ownership	.80.000	Muenchener Rueckversicherung AG	
							DAS Law Limited, Bristol	.GBR	NIA	DAS UK Holdings Limited, Bristol	Ownership	.100.000	Muenchener Rueckversicherung AG	
							DAS Legal Protection Ireland Limited, Dublin	.IRL	NIA	DAS UK Holdings Limited, Bristol	Ownership	.100.000	Muenchener Rueckversicherung AG	
							DAS Legal Protection Limited, Christchurch, Neuseeland	.NZL	NIA	Amicus Legal Ltd., Bristol	Ownership	.100.000	Muenchener Rueckversicherung AG	
							DAS Legal Protection Limited, Vancouver	.CAN	NIA	DAS UK Holdings Limited, Bristol	Ownership	.100.000	Muenchener Rueckversicherung AG	
							DAS Legal Protection Pty. Ltd., Sydney	.AUS	NIA	DAS UK Holdings Limited, Bristol	Ownership	.100.000	Muenchener Rueckversicherung AG	
							DAS Lex Assistance, S.L., L'Hospitalet de Llobregat	.ESP	NIA	D.A.S. Defensa del Automovilista y de Siniestros - Internacional, S.A. de Seguros y Reaseguros, Barcelona	Ownership	.100.000	Muenchener Rueckversicherung AG	

SCHEDULE Y
PART 1A - DETAIL OF INSURANCE HOLDING COMPANY SYSTEM

1	2	3	4	5	6	7	8	9	10	11	12	13	14	15
Group Code	Group Name	NAIC Company Code	Federal ID Number	Federal RSSD	CIK	Name of Securities Exchange if Publicly Traded (U.S. or International)	Names of Parent, Subsidiaries Or Affiliates	Domi-ciliary Loca-tion	Relation-ship to Reporting Entity	Directly Controlled by (Name of Entity/Person)	Type of Control (Ownership, Board, Management, Attorney-in-Fact, Influence, Other)	If Control is Ownership Provide Per-cent-age	Ultimate Controlling Entity(ies)/Person(s)	*
							De Wit Visser's Incasso Holding B.V., Breda	NLD	NIA	DAS Legal Finance B.V., Amsterdam	Ownership	.95.000	Muenchener Rueckversicherung AG	
							Diana Vermoegensverwaltungs AG, Muenchen	DEU	NIA	Muenchener Rueckversicherung AG, Muenchen	Ownership	.100.000	Muenchener Rueckversicherung AG	
							DKV – Beta Vermoegensverwaltungs GmbH, Koeln	DEU	NIA	DKV Deutsche Krankenversicherung Aktiengesellschaft, Koeln	Ownership	.100.000	Muenchener Rueckversicherung AG	
							DKV Gesundheits Service GmbH, Koeln	DEU	NIA	DKV Deutsche Krankenversicherung Aktiengesellschaft, Koeln	Ownership	.100.000	Muenchener Rueckversicherung AG	
							DKV Immobilienverwaltungs GmbH, Koeln	DEU	NIA	DKV Deutsche Krankenversicherung Aktiengesellschaft, Koeln	Ownership	.100.000	Muenchener Rueckversicherung AG	
							DKV Residenz am Tibusplatz gGmbH, Muenster	DEU	NIA	DKV Pfl egedienste & Residenzen GmbH, Koeln	Ownership	.100.000	Muenchener Rueckversicherung AG	
							DKV Servicios, S.A. , Saragossa	ESP	NIA	DKV Seguros y Reaseguros, Sociedad Anónima Española, Saragossa	Ownership	.100.000	Muenchener Rueckversicherung AG	
							DKV-Residenz in der Contrescarpe GmbH, Bremen	DEU	NIA	DKV Pfl egedienste & Residenzen GmbH, Koeln	Ownership	.100.000	Muenchener Rueckversicherung AG	
							DRA Debt Recovery Agency B.V., s-Gravenhage	NLD	NIA	EDR Credit Services B.V., s-Gravenhage	Ownership	.100.000	Muenchener Rueckversicherung AG	
							E&S Claims Management Inc., Reston, Virginia	US	NIA	Bell & Clements (USA) Inc, Reston, Virginia	Other	.0.000	Muenchener Rueckversicherung AG	
							Economic Data Research B.V., Leidschendam	NLD	NIA	Economic Data Resources B.V., Leidschendam	Ownership	.100.000	Muenchener Rueckversicherung AG	
							Economic Data Resources B.V., Leidschendam	NLD	NIA	EDR Credit Services B.V., s-Gravenhage	Ownership	.100.000	Muenchener Rueckversicherung AG	
							EDR Acquisition B.V., Amsterdam	NLD	NIA	DAS Legal Finance B.V., Amsterdam	Ownership	.100.000	Muenchener Rueckversicherung AG	
							EDR Credit Services B.V., s-Gravenhage	NLD	NIA	EDR Acquisition B.V., Amsterdam	Ownership	.100.000	Muenchener Rueckversicherung AG	
							ERGO Alpha GmbH, Duesseldorf	DEU	NIA	ERGO Versicherungsgruppe AG, Duesseldorf	Ownership	.100.000	Muenchener Rueckversicherung AG	
							ERGO Asia Management Pte. Ltd., Singapur	SGP	NIA	ERGO International Aktiengesellschaft, Duesseldorf	Ownership	.100.000	Muenchener Rueckversicherung AG	
							ERGO GmbH, Herisau	CHE	NIA	ERGO Versicherungsgruppe AG, Duesseldorf	Ownership	.100.000	Muenchener Rueckversicherung AG	
							ERGO Gourmet GmbH, Duesseldorf	DEU	NIA	ERGO Versicherungsgruppe AG, Duesseldorf	Ownership	.100.000	Muenchener Rueckversicherung AG	
							ERGO Immobilien-GmbH 15. Victoria & Co. KG, Kreien	DEU	NIA	VICTORIA Lebensversicherung Aktiengesellschaft, Duesseldorf	Ownership	.100.000	Muenchener Rueckversicherung AG	
							ERGO Immobilien-GmbH 15. Victoria & Co. KG, Kreien	DEU	NIA	ERGO Immobilien-Verwaltungs-GmbH, Kreien	Other	.0.000	Muenchener Rueckversicherung AG	
							ERGO Immobilien-GmbH 4. DKV & Co. KG, Kreien	DEU	NIA	DKV Deutsche Krankenversicherung Aktiengesellschaft, Koeln	Ownership	.100.000	Muenchener Rueckversicherung AG	
							ERGO Immobilien-GmbH 7. Hamburg-Mannheimer & Co. KG, Kreien	DEU	NIA	ERGO Lebensversicherung Aktiengesellschaft, Hamburg	Ownership	.100.000	Muenchener Rueckversicherung AG	
							ERGO Immobilien-GmbH 7. Hamburg-Mannheimer & Co. KG, Kreien	DEU	NIA	ERGO Immobilien-Verwaltungs-GmbH, Kreien	Other	.0.000	Muenchener Rueckversicherung AG	
							ERGO Immobilien-Verwaltungs-GmbH, Kreien	DEU	NIA	ERGO Versicherungsgruppe AG, Duesseldorf	Ownership	.100.000	Muenchener Rueckversicherung AG	
							ERGO Leben Asien Verwaltungs GmbH, Muenchen	DEU	NIA	ERGO Lebensversicherung Aktiengesellschaft, Hamburg	Ownership	.100.000	Muenchener Rueckversicherung AG	
							ERGO PORTFOEY YOeNETIMI A.S., Istanbul	TUR	NIA	ERGO Grubu Holding A.S., Istanbul	Ownership	.100.000	Muenchener Rueckversicherung AG	
							ERGO Private Capital GmbH, Duesseldorf	DEU	NIA	ERGO Versicherungsgruppe AG, Duesseldorf	Ownership	.100.000	Muenchener Rueckversicherung AG	

SCHEDULE Y

PART 1A - DETAIL OF INSURANCE HOLDING COMPANY SYSTEM

1	2	3	4	5	6	7	8	9	10	11	12	13	14	15
Group Code	Group Name	NAIC Company Code	Federal ID Number	Federal RSSD	CIK	Name of Securities Exchange if Publicly Traded (U.S. or International)	Names of Parent, Subsidiaries Or Affiliates	Domi-ciliary Location	Relation-ship to Reporting Entity	Directly Controlled by (Name of Entity/Person)	Type of Control (Ownership, Board, Management, Attorney-in-Fact, Influence, Other)	If Control is Ownership Provide Percentage	Ultimate Controlling Entity(ies)/Person(s)	*
							ERGO PRO S.r.l., VeronaITA	.NIA	VFG Vorsorge-Finanzierungsconsulting GmbH, Wien	Ownership.....	.100.000	Muenchener Rueckversicherung AG	
							ERGO Pro Sp. z o.o., WarschauPOL	.NIA	ERGO Lebensversicherung Aktiengesellschaft, Hamburg	Ownership.....	.100.000	Muenchener Rueckversicherung AG	
							ERGO Pro, spol. s r.o., PragCZE	.NIA	ERGO Lebensversicherung Aktiengesellschaft, Hamburg	Ownership.....	.100.000	Muenchener Rueckversicherung AG	
							ERGO Specialty GmbH, HamburgDEU	.NIA	ERGO Versicherung Aktiengesellschaft, Duesseldorf	Ownership.....	.100.000	Muenchener Rueckversicherung AG	
							ERGO Versicherungs- und Finanzierungs- Vermittlung GmbH, HamburgDEU	.NIA	ERGO Versicherung Aktiengesellschaft, Duesseldorf	Ownership.....	.100.000	Muenchener Rueckversicherung AG	
							ERGO Zehnte Beteiligungsgesellschaft mbH, DuesseldorfDEU	.NIA	ERGO Versicherungsgruppe AG, Duesseldorf	Ownership.....	.100.000	Muenchener Rueckversicherung AG	
							ERIN Sigorta Aracilik Hizmetleri Limited Sirketi, IstanbulTUR	.NIA	ERGO International Aktiengesellschaft, Duesseldorf	Ownership.....	.100.000	Muenchener Rueckversicherung AG	
							ERV (China) Travel Service and Consulting Ltd., BeijingCHN	.NIA	European Assistance Holding GmbH, Muenchen	Ownership.....	.100.000	Muenchener Rueckversicherung AG	
							ERV (India) Travel Service and Consulting Private Limited, MumbaiIND	.NIA	EUROPAeISCHE Reiseversicherung Aktiengesellschaft, Muenchen	Ownership.....	.100.000	Muenchener Rueckversicherung AG	
							ERV Seyahat Sigorta Aracilik Hizmetleri ve Danismanlik Ltd.Sti., IstanbulTUR	.NIA	EUROPAeISCHE Reiseversicherung Aktiengesellschaft, Muenchen	Ownership.....	.99.000	Muenchener Rueckversicherung AG	
							Etics, s.r.o., PragCZE	.NIA	ERV pojišt'ovna, a.s., Prag	Ownership.....	.100.000	Muenchener Rueckversicherung AG	
							Etoblete 160016 S.L., MadridESP	.NIA	wse Solarpark Spanien 1 GmbH & Co. KG, Fuerth	Ownership.....	.100.000	Muenchener Rueckversicherung AG	
							EUREKA GmbH, DuesseldorfDEU	.NIA	DKV Deutsche Krankenversicherung Aktiengesellschaft, Koeln	Ownership.....	.33.300	Muenchener Rueckversicherung AG	
							EUREKA GmbH, DuesseldorfDEU	.NIA	VICTORIA Lebensversicherung Aktiengesellschaft, Duesseldorf	Ownership.....	.33.300	Muenchener Rueckversicherung AG	
							EUREKA GmbH, DuesseldorfDEU	.NIA	ERGO Lebensversicherung Aktiengesellschaft, Hamburg	Ownership.....	.33.300	Muenchener Rueckversicherung AG	
							Euro Alarm Assistance Prague, s.r.o., PragCZE	.NIA	ERV pojišt'ovna, a.s., Prag	Ownership.....	.100.000	Muenchener Rueckversicherung AG	
							Euro-Center (Cyprus) Ltd., LarnacaCYP	.NIA	Euro-Center Holding SE, Prag	Ownership.....	.100.000	Muenchener Rueckversicherung AG	
							Euro-Center (Thailand) Co. Ltd., BangkokTHA	.NIA	Euro-Center Holding SE, Prag	Ownership.....	.100.000	Muenchener Rueckversicherung AG	
							Euro-Center Cape Town (Pty.) Ltd., KapstadtZAF	.NIA	Euro-Center Holding SE, Prag	Ownership.....	.100.000	Muenchener Rueckversicherung AG	
							Euro-Center China (HK) Co., Ltd., BeijingCHN	.NIA	Euro-Center Holding SE, Prag	Ownership.....	.100.000	Muenchener Rueckversicherung AG	
							Euro-Center Holding North Asia (HK) Pte. Ltd., Hong KongHKG	.NIA	Euro-Center Holding SE, Prag	Ownership.....	.100.000	Muenchener Rueckversicherung AG	
							Euro-Center Holding SE, PragDNK	.NIA	Europaeiske Rejsforsikring A/S, Kopenhagen	Ownership.....	.16.700	Muenchener Rueckversicherung AG	
							Euro-Center Holding SE, PragDNK	.NIA	EUROPAeISCHE Reiseversicherung Aktiengesellschaft, Muenchen	Ownership.....	.16.700	Muenchener Rueckversicherung AG	
							Euro-Center Holding SE, PragDNK	.NIA	ERV pojišt'ovna, a.s., Prag	Ownership.....	.16.700	Muenchener Rueckversicherung AG	
							Euro-Center Holding SE, PragDNK	.NIA	ERV Foersaekringsaktiebolag (publ), Stockholm	Ownership.....	.16.700	Muenchener Rueckversicherung AG	
							Euro-Center Holding SE, PragDNK	.NIA	Compania Europea de Seguros S.A., Madrid	Ownership.....	.16.700	Muenchener Rueckversicherung AG	
							Euro-Center Ltda., Sao PauloBRA	.NIA	Euro-Center Holding SE, Prag	Ownership.....	.100.000	Muenchener Rueckversicherung AG	
							Euro-Center North Asia Consulting Services (Beijing) Co., Ltd., BeijingCHN	.NIA	Euro-Center Holding North Asia (HK) Pte. Ltd., Hong Kong	Ownership.....	.100.000	Muenchener Rueckversicherung AG	

SCHEDULE Y
PART 1A - DETAIL OF INSURANCE HOLDING COMPANY SYSTEM

1	2	3	4	5	6	7	8	9	10	11	12	13	14	15
Group Code	Group Name	NAIC Company Code	Federal ID Number	Federal RSSD	CIK	Name of Securities Exchange if Publicly Traded (U.S. or International)	Names of Parent, Subsidiaries Or Affiliates	Domi-ciliary Loca-tion	Relation-ship to Reporting Entity	Directly Controlled by (Name of Entity/Person)	Type of Control (Ownership, Board, Management, Attorney-in-Fact, Influence, Other)	If Control is Ownership Provide Percentage	Ultimate Controlling Entity(ies)/Person(s)	*
							Euro-Center USA, Inc., New York City, New York	US	NIA	Euro-Center Holding SE, Prag	Ownership	100.000	Muenchener Rueckversicherung AG	
							Euro-Center YereI Yardim, Istanbul	TUR	NIA	Euro-Center Holding SE, Prag	Ownership	100.000	Muenchener Rueckversicherung AG	
							Euro-Center, S.A. (Spain), Palma de Mallorca	ESP	NIA	Euro-Center Holding SE, Prag	Ownership	100.000	Muenchener Rueckversicherung AG	
							Europaeische (UK) Ltd., London	GBR	NIA	EUROPAeISCHE Reiseversicherung Aktiengesellschaft, Muenchen	Ownership	100.000	Muenchener Rueckversicherung AG	
							European Assistance Holding GmbH, Muenchen	DEU	NIA	EUROPAeISCHE Reiseversicherung Aktiengesellschaft, Muenchen	Ownership	60.000	Muenchener Rueckversicherung AG	
							European Assistance Holding GmbH, Muenchen	DEU	NIA	ERV pojišt'ovna, a.s., Prag	Ownership	10.000	Muenchener Rueckversicherung AG	
							European Assistance Holding GmbH, Muenchen	DEU	NIA	Europaeiske Rejseforsikring A/S, Kopenhagen	Ownership	10.000	Muenchener Rueckversicherung AG	
							European Assistance Holding GmbH, Muenchen	DEU	NIA	ERV Foersaekringsaktiebolag (publ), Stockholm	Ownership	10.000	Muenchener Rueckversicherung AG	
							European Assistance Holding GmbH, Muenchen	DEU	NIA	Compania Europea de Seguros S.A., Madrid	Ownership	10.000	Muenchener Rueckversicherung AG	
							Evaluación Médica TUW, S.L., Barcelona	ESP	NIA	Muenchener Rueckversicherung AG, Muenchen	Ownership	100.000	Muenchener Rueckversicherung AG	
							EVV Logistik Management GmbH, Duesseldorf	DEU	NIA	VICTORIA Lebensversicherung Aktiengesellschaft, Duesseldorf	Ownership	64.000	Muenchener Rueckversicherung AG	
							EVV Logistik Management GmbH, Duesseldorf	DEU	NIA	DKV Deutsche Krankenversicherung Aktiengesellschaft, Koeln	Ownership	20.000	Muenchener Rueckversicherung AG	
							EVV Logistik Management GmbH, Duesseldorf	DEU	NIA	ERGO Versicherungsgruppe AG, Duesseldorf	Ownership	16.000	Muenchener Rueckversicherung AG	
							Exolvo GmbH, Hamburg	DEU	NIA	ERGO Versicherungsgruppe AG, Duesseldorf	Ownership	100.000	Muenchener Rueckversicherung AG	
							First Legal Protection Limited, Bristol	GBR	NIA	DAS UK Holdings Limited, Bristol	Ownership	100.000	Muenchener Rueckversicherung AG	
							Forst Ebnath AG, Ebnath	DEU	NIA	Muenchener Rueckversicherung AG, Muenchen	Ownership	96.700	Muenchener Rueckversicherung AG	
							Gamaponti 140014 S.L., Madrid	ESP	NIA	wse Solarpark Spanien 1 GmbH & Co. KG, Fuerth	Ownership	100.000	Muenchener Rueckversicherung AG	
							GBG Vogelsanger Strasse GmbH, Koeln	DEU	NIA	DKV Deutsche Krankenversicherung Aktiengesellschaft, Koeln	Ownership	94.800	Muenchener Rueckversicherung AG	
							Gebaeude Service Gesellschaft Ueberseering 35 mbH, Hamburg	DEU	NIA	ERGO Lebensversicherung Aktiengesellschaft, Hamburg	Ownership	100.000	Muenchener Rueckversicherung AG	
							GEMEDA Gesellschaft fuer medizinische Datenerfassung und Auswertung sowie Serviceleistungen fuer freie Berufe mbH, Koeln	DEU	NIA	DKV Deutsche Krankenversicherung Aktiengesellschaft, Koeln	Ownership	100.000	Muenchener Rueckversicherung AG	
							goDentis – Gesellschaft fuer Innovation in der Zahnheilkunde mbH, Koeln	DEU	NIA	DKV Deutsche Krankenversicherung Aktiengesellschaft, Koeln	Ownership	100.000	Muenchener Rueckversicherung AG	
							goMedus Gesellschaft fuer Qualitaet in der Medizin mbH, Koeln	DEU	NIA	DKV Deutsche Krankenversicherung Aktiengesellschaft, Koeln	Ownership	100.000	Muenchener Rueckversicherung AG	
							goMedus GmbH & Co. KG, Koeln	DEU	NIA	DKV Deutsche Krankenversicherung Aktiengesellschaft, Koeln	Ownership	100.000	Muenchener Rueckversicherung AG	
							goMedus GmbH & Co. KG, Koeln	DEU	NIA	goMedus Gesellschaft fuer Qualitaet in der Medizin mbH, Koeln	Other	0.000	Muenchener Rueckversicherung AG	
							GRANCAN Sun-Line S.L., Madrid	ESP	NIA	wse Solarpark Spanien 1 GmbH & Co. KG, Fuerth	Ownership	100.000	Muenchener Rueckversicherung AG	

SCHEDULE Y
PART 1A - DETAIL OF INSURANCE HOLDING COMPANY SYSTEM

1	2	3	4	5	6	7	8	9	10	11	12	13	14	15
Group Code	Group Name	NAIC Company Code	Federal ID Number	Federal RSSD	CIK	Name of Securities Exchange if Publicly Traded (U.S. or International)	Names of Parent, Subsidiaries Or Affiliates	Domi-ciliary Loca-tion	Relation-ship to Reporting Entity	Directly Controlled by (Name of Entity/Person)	Type of Control (Ownership, Board, Management, Attorney-in-Fact, Influence, Other)	If Control is Ownership Provide Perce-ntage	Ultimate Controlling Entity(ies)/Person(s)	*
							Great Lakes Re Management Company (Belgium) S.A., Brussels	.BEL	NIA	Muenchener Rueckversicherung AG, Muenchen	Ownership.....	.99.900	Muenchener Rueckversicherung AG	
							Great Lakes Re Management Company (Belgium) S.A., Brussels	.BEL	NIA	Jupiter Vermoegensverwaltungsgesellschaft mbH, Muenchen	Ownership.....	.0.100	Muenchener Rueckversicherung AG	
							Guanzu 2002 S.L., Madrid	.ESP	NIA	wse Solarpark Spanien 1 GmbH & Co. KG, Fuerth	Ownership.....	.100.000	Muenchener Rueckversicherung AG	
							Hamburger Hof Management GmbH, Hamburg	.DEU	NIA	Muenchener Rueckversicherung AG, Muenchen	Ownership.....	.100.000	Muenchener Rueckversicherung AG	
							Hamburg-Mannheimer ForsikringService A/S, Kopenhagen	.DNK	NIA	ERGO Lebensversicherung Aktiengesellschaft, Hamburg	Ownership.....	.100.000	Muenchener Rueckversicherung AG	
							Hamburg-Mannheimer Rechtsschutz Schaden-Service GmbH, Hamburg	.DEU	NIA	D.A.S. Deutscher Automobil Schutz Allgemeine Rechtsschutz-Versicherungs-Aktiengesellschaft, Muenchen	Ownership.....	.100.000	Muenchener Rueckversicherung AG	
							Hands On Arnhem B.V., Arnheim	.NLD	NIA	Sensus Group B.V., Stadskanaal	Ownership.....	.100.000	Muenchener Rueckversicherung AG	
							Hartford Steam Boiler Colombia Ltda, Bogota	.COL	NIA	The Hartford Steam Boiler Inspection and Insurance Company of Connecticut, Hartford, Connecticut	Ownership.....	.90.000	Muenchener Rueckversicherung AG	
							Hartford Steam Boiler Colombia Ltda, Bogota	.COL	NIA	Global Standards, LLC, Dover, Delaware	Ownership.....	.10.000	Muenchener Rueckversicherung AG	
							Hestia Advanced Risk Solutions Sp. z o.o., Sopot	.POL	NIA	Sopockie Towarzystwo Ubezpieczen Ergo	Ownership.....	.100.000	Muenchener Rueckversicherung AG	
							Hestia Loss Control Sp. z o.o., Sopot	.POL	NIA	Sopockie Towarzystwo Ubezpieczen Ergo	Ownership.....	.100.000	Muenchener Rueckversicherung AG	
							Horbach GmbH Versicherungsvermittlung und Finanzdienstleistungen, Duesseldorf	.DEU	NIA	Hestia Spolka Akcyjna, Sopot	Ownership.....	.100.000	Muenchener Rueckversicherung AG	
							HSB Associates, Inc., New York, New York	.US	NIA	Merkur Grundstuecks- und Beteiligungs-Gesellschaft mit beschraenkter Haftung, Duesseldorf	Ownership.....	.70.100	Muenchener Rueckversicherung AG	
							HSB Inspection Quality Limited, Chelmsford	.GBR	NIA	The Hartford Steam Boiler Inspection and Insurance Company, Hartford, Connecticut	Ownership.....	.100.000	Muenchener Rueckversicherung AG	
			62-0974339				HSB Professional Loss Control, Inc.	.TN	NIA	The Hartford Steam Boiler Inspection and Insurance Company, Hartford, Connecticut	Ownership.....	.100.000	Muenchener Rueckversicherung AG	
			06-1566995				HSB Ventures Inc.	.DE	NIA	HSB Engineering Finance Corporation, Dover, Delaware	Ownership.....	.100.000	Muenchener Rueckversicherung AG	
							Humanity B.V., s-Gravenhage	.NLD	NIA	EDR Credit Services B.V., s-Gravenhage	Ownership.....	.100.000	Muenchener Rueckversicherung AG	
							IDEENKAPITAL Anlagebetreuungs GmbH, Duesseldorf	.DEU	NIA	IDEENKAPITAL GmbH, Duesseldorf	Ownership.....	.100.000	Muenchener Rueckversicherung AG	
							Ideenkapital Client Service GmbH, Duesseldorf	.DEU	NIA	Ideenkapital GmbH, Duesseldorf	Ownership.....	.100.000	Muenchener Rueckversicherung AG	
							Ideenkapital erste Investoren Service GmbH, Duesseldorf	.DEU	NIA	Ideenkapital Client Service GmbH, Duesseldorf	Ownership.....	.100.000	Muenchener Rueckversicherung AG	
							Ideenkapital Fonds Treuhand GmbH, Duesseldorf	.DEU	NIA	Ideenkapital Client Service GmbH, Duesseldorf	Ownership.....	.100.000	Muenchener Rueckversicherung AG	
							Ideenkapital Media Treuhand GmbH, Duesseldorf	.DEU	NIA	Ideenkapital Client Service GmbH, Duesseldorf	Ownership.....	.100.000	Muenchener Rueckversicherung AG	
							IDEENKAPITAL Metropolen Europa Verwaltungsgesellschaft mbH, Duesseldorf	.DEU	NIA	IK Komp GmbH, Duesseldorf	Ownership.....	.100.000	Muenchener Rueckversicherung AG	

SCHEDULE Y
PART 1A - DETAIL OF INSURANCE HOLDING COMPANY SYSTEM

1	2	3	4	5	6	7	8	9	10	11	12	13	14	15
Group Code	Group Name	NAIC Company Code	Federal ID Number	Federal RSSD	CIK	Name of Securities Exchange if Publicly Traded (U.S. or International)	Names of Parent, Subsidiaries Or Affiliates	Domi-ciliary Loca-tion	Relation-ship to Reporting Entity	Directly Controlled by (Name of Entity/Person)	Type of Control (Ownership, Board, Management, Attorney-in-Fact, Influence, Other)	If Control is Ownership Provide Percentage	Ultimate Controlling Entity(ies)/Person(s)	*
							IDEENKAPITAL PRORENDITA EINS Treuhandgesellschaft mbH, Duesseldorf	.DEU	.NIA	Ideenkapital Client Service GmbH, Duesseldorf	Ownership	.100.000	Muenchener Rueckversicherung AG	
							IDEENKAPITAL Schiffsfonds Treuhand GmbH, Duesseldorf	.DEU	.NIA	Ideenkapital Client Service GmbH, Duesseldorf	Ownership	.100.000	Muenchener Rueckversicherung AG	
							Ideenkapital Treuhand US Real Estate eins GmbH, Duesseldorf	.DEU	.NIA	Ideenkapital Client Service GmbH, Duesseldorf	Ownership	.100.000	Muenchener Rueckversicherung AG	
							IK Einkauf Objektverwaltungsgesellschaft mbH, Duesseldorf	.DEU	.NIA	IK Komp GmbH, Duesseldorf	Ownership	.100.000	Muenchener Rueckversicherung AG	
							IK Einkaufsmaerkte Deutschland Verwaltungsgesellschaft mbH, Duesseldorf	.DEU	.NIA	IK Komp GmbH, Duesseldorf	Ownership	.100.000	Muenchener Rueckversicherung AG	
							IK FE Fonds Management GmbH, Duesseldorf	.DEU	.NIA	IDEENKAPITAL GmbH, Duesseldorf	Ownership	.100.000	Muenchener Rueckversicherung AG	
							IK Komp GmbH, Duesseldorf	.DEU	.NIA	IDEENKAPITAL GmbH, Duesseldorf	Ownership	.100.000	Muenchener Rueckversicherung AG	
							IK Objekt Bensheim GmbH, Duesseldorf	.DEU	.NIA	IK Komp GmbH, Duesseldorf	Ownership	.100.000	Muenchener Rueckversicherung AG	
							IK Objekt Frankfurt Theodor-Heuss-Allee GmbH, Duesseldorf	.DEU	.NIA	IDEENKAPITAL Financial Engineering GmbH, Duesseldorf	Ownership	.100.000	Muenchener Rueckversicherung AG	
							IK Pflegezentrum Uelzen Verwaltungs-GmbH, Duesseldorf	.DEU	.NIA	IK Komp GmbH, Duesseldorf	Ownership	.100.000	Muenchener Rueckversicherung AG	
							IK Property Eins Verwaltungsgesellschaft mbH, Hamburg	.DEU	.NIA	IK Komp GmbH, Duesseldorf	Ownership	.100.000	Muenchener Rueckversicherung AG	
							IK Property Treuhand GmbH, Duesseldorf	.DEU	.NIA	Ideenkapital Client Service GmbH, Duesseldorf	Ownership	.100.000	Muenchener Rueckversicherung AG	
							IK US Portfolio Invest DREI Verwaltungs-GmbH, Duesseldorf	.DEU	.NIA	IK Komp GmbH, Duesseldorf	Ownership	.100.000	Muenchener Rueckversicherung AG	
							IK US Portfolio Invest Verwaltungs-GmbH, Duesseldorf	.DEU	.NIA	IK Komp GmbH, Duesseldorf	Ownership	.100.000	Muenchener Rueckversicherung AG	
							IK US Portfolio Invest ZWEI Verwaltungs-GmbH, Duesseldorf	.DEU	.NIA	IK Komp GmbH, Duesseldorf	Ownership	.100.000	Muenchener Rueckversicherung AG	
							InterAssistance Gesellschaft fuer Dienstleistungen mit beschraenkter Haftung, Muenchen	.DEU	.NIA	ERGO Versicherung Aktiengesellschaft, Duesseldorf	Ownership	.100.000	Muenchener Rueckversicherung AG	
							Janus Vermoegensverwaltungsgesellschaft mbH, Muenchen	.DEU	.NIA	Muenchener Rueckversicherung AG, Muenchen	Ownership	.100.000	Muenchener Rueckversicherung AG	
							Jupiter Vermoegensverwaltungsgesellschaft mbH, Muenchen	.DEU	.NIA	Muenchener Rueckversicherung AG, Muenchen	Ownership	.100.000	Muenchener Rueckversicherung AG	
							Juventus Vermoegensverwaltungs AG, Hamburg	.DEU	.NIA	ERGO Lebensversicherung Aktiengesellschaft, Hamburg	Ownership	.100.000	Muenchener Rueckversicherung AG	
							K & P Objekt Hamburg Hamburger Strasse GmbH, Duesseldorf	.DEU	.NIA	IK Komp GmbH, Duesseldorf	Ownership	.100.000	Muenchener Rueckversicherung AG	
							K & P Objekt Muenchen Hufelandstrasse GmbH, Duesseldorf	.DEU	.NIA	IK Komp GmbH, Duesseldorf	Ownership	.100.000	Muenchener Rueckversicherung AG	
							Koole & Sennef Gerechtsdeurwaarders kantoor B.V., s-Gravenhage	.NLD	.NIA	Sensus Group B.V., Stadskanaal	Ownership	.100.000	Muenchener Rueckversicherung AG	
							KQV Solarpark Franken 1 GmbH & Co. KG, Fuerth	.DEU	.NIA	ERGO DIREKT Versicherung AG, Fuerth	Ownership	.100.000	Muenchener Rueckversicherung AG	
							Kuik & Partners Credit Management BVBA, Bruessel	.BEL	.NIA	Kuik & Partners Gerechtsdeurwaarders & Incassobureau B.V., Eindhoven	Ownership	.98.900	Muenchener Rueckversicherung AG	
							Kuik & Partners Gerechtsdeurwaarders & Incassobureau B.V., Eindhoven	.NLD	.NIA	LAVG Associatie van Gerechtsdeurwaarders Zuid Holding B.V., Breda	Ownership	.100.000	Muenchener Rueckversicherung AG	
							Larus Vermoegensverwaltungsgesellschaft mbH, Muenchen	.DEU	.NIA	Muenchener Rueckversicherung AG, Muenchen	Ownership	.100.000	Muenchener Rueckversicherung AG	

SCHEDULE Y
PART 1A - DETAIL OF INSURANCE HOLDING COMPANY SYSTEM

1	2	3	4	5	6	7	8	9	10	11	12	13	14	15
Group Code	Group Name	NAIC Company Code	Federal ID Number	Federal RSSD	CIK	Name of Securities Exchange if Publicly Traded (U.S. or International)	Names of Parent, Subsidiaries Or Affiliates	Domi-ciliary Loca-tion	Relation-ship to Reporting Entity	Directly Controlled by (Name of Entity/Person)	Type of Control (Ownership, Board, Management, Attorney-in-Fact, Influence, Other)	If Control is Ownership Provide Percentage	Ultimate Controlling Entity(ies)/Person(s)	*
							LAVG Zuid B.V., BredaNLD	.NIA	Zuid Holding B.V., Breda	Ownership.....	.100.000	Muenchener Rueckversicherung AG	
							LawAssist Limited, BristolGBR	.NIA	Amicus Legal Ltd., Bristol	Ownership.....	.100.000	Muenchener Rueckversicherung AG	
							Legal Net GmbH, MuenchenDEU	.NIA	D.A.S. Deutscher Automobil Schutz Allgemeine Rechtsschutz-Versicherungs-Aktiengesellschaft, Muenchen	Ownership.....	.100.000	Muenchener Rueckversicherung AG	
							m:editerran POWER GmbH, NuernbergDEU	.NIA	m:editerran POWER GmbH & Co. KG, Nuernberg	Ownership.....	.100.000	Muenchener Rueckversicherung AG	
							m:editerran Power S.a.s. di welivit Solar Italia S.r.l., BozenITA	.NIA	m:editerran POWER GmbH & Co. KG, Nuernberg	Ownership.....	.100.000	Muenchener Rueckversicherung AG	
							m:editerran Power S.a.s. di welivit Solar Italia S.r.l., BozenITA	.NIA	Welivit Solar Italia s.r.l., Bozen	Ownership.....	.0.000	Muenchener Rueckversicherung AG	
							MAM Munich Asset Management GmbH, MuenchenDEU	.NIA	Muenchener Rueckversicherung AG, Muenchen	Ownership.....	.100.000	Muenchener Rueckversicherung AG	
			31-0831559				Marbury Agency, Inc.OH	.NIA	Midland-Guardian Co., Amelia, Ohio	Ownership.....	.100.000	Muenchener Rueckversicherung AG	
							MAYFAIR Financing GmbH, MuenchenDEU	.NIA	MEAG MUNICH ERGO AssetManagement GmbH, Muenchen	Ownership.....	.100.000	Muenchener Rueckversicherung AG	
							MAYFAIR Holding GmbH, DuesseldorfDEU	.NIA	ERGO Versicherungsgruppe AG, Duesseldorf	Ownership.....	.100.000	Muenchener Rueckversicherung AG	
							MEAG Hong Kong, Ltd.HKG	.NIA	MEAG New York Corporation, Wilmington, Delaware	Ownership.....	.100.000	Muenchener Rueckversicherung AG	
							MEAG Luxembourg S.à r.l., LuxemburgLUX	.NIA	MEAG MUNICH ERGO Kapitalanlagegesellschaft mbH, Muenchen	Ownership.....	.100.000	Muenchener Rueckversicherung AG	
							MEAG Real Estate Erste Beteiligungsgesellschaft, MuenchenDEU	.NIA	MEAG MUNICH ERGO AssetManagement GmbH, Muenchen	Ownership.....	.100.000	Muenchener Rueckversicherung AG	
							Mediastream Consulting GmbH, GruenwaldDEU	.NIA	IDEENKAPITAL Media Finance GmbH, Duesseldorf	Ownership.....	.100.000	Muenchener Rueckversicherung AG	
							Mediastream Dritte Film GmbH, GruenwaldDEU	.NIA	IDEENKAPITAL Media Finance GmbH, Duesseldorf	Ownership.....	.100.000	Muenchener Rueckversicherung AG	
							Mediastream Film GmbH, GruenwaldDEU	.NIA	IDEENKAPITAL Media Finance GmbH, Duesseldorf	Ownership.....	.100.000	Muenchener Rueckversicherung AG	
							Mediastream Vierte Medien GmbH, GruenwaldDEU	.NIA	IDEENKAPITAL Media Finance GmbH, Duesseldorf	Ownership.....	.100.000	Muenchener Rueckversicherung AG	
							Mediastream Zweite Film GmbH, GruenwaldDEU	.NIA	IDEENKAPITAL Media Finance GmbH, Duesseldorf	Ownership.....	.100.000	Muenchener Rueckversicherung AG	
							MedNet Europa GmbH, MuenchenDEU	.NIA	MedNet Holding GmbH, Muenchen	Ownership.....	.100.000	Muenchener Rueckversicherung AG	
							MedNet Gulf E.C., ManamaBHR	.NIA	MedNet Holding GmbH, Muenchen	Ownership.....	.100.000	Muenchener Rueckversicherung AG	
							MedNet International Offshore SAL, BeirutLBN	.NIA	MedNet International Ltd., Nicosia	Ownership.....	.99.700	Muenchener Rueckversicherung AG	
							MedWell Gesundheits-AG, KoelnDEU	.NIA	DKV Deutsche Krankenversicherung Aktiengesellschaft, Koeln	Ownership.....	.100.000	Muenchener Rueckversicherung AG	
							MESA ASISTENCIA, S.A., MadridESP	.NIA	Compania Europea de Seguros S.A., Madrid	Ownership.....	.99.900	Muenchener Rueckversicherung AG	
							miCura Pflegedienste Berlin GmbH, BerlinDEU	.NIA	DKV Pflegedienste & Residenzen GmbH, Koeln	Ownership.....	.100.000	Muenchener Rueckversicherung AG	
							miCura Pflegedienste Bremen GmbH, BremenDEU	.NIA	DKV Pflegedienste & Residenzen GmbH, Koeln	Ownership.....	.100.000	Muenchener Rueckversicherung AG	
							miCura Pflegedienste Duesseldorf GmbH, DuesseldorfDEU	.NIA	DKV Pflegedienste & Residenzen GmbH, Koeln	Ownership.....	.100.000	Muenchener Rueckversicherung AG	
							miCura Pflegedienste GmbH, KoelnDEU	.NIA	DKV Pflegedienste & Residenzen GmbH, Koeln	Ownership.....	.100.000	Muenchener Rueckversicherung AG	

SCHEDULE Y
PART 1A - DETAIL OF INSURANCE HOLDING COMPANY SYSTEM

1	2	3	4	5	6	7	8	9	10	11	12	13	14	15
Group Code	Group Name	NAIC Company Code	Federal ID Number	Federal RSSD	CIK	Name of Securities Exchange if Publicly Traded (U.S. or International)	Names of Parent, Subsidiaries Or Affiliates	Domi-ciliary Location	Relation-ship to Reporting Entity	Directly Controlled by (Name of Entity/Person)	Type of Control (Ownership, Board, Management, Attorney-in-Fact, Influence, Other)	If Control is Ownership Provide Percentage	Ultimate Controlling Entity(ies)/Person(s)	*
							miCura Pflegedienste Hamburg GmbH, Hamburg	.DEU	NIA	DKV Pflegedienste & Residenzen GmbH, Koeln	Ownership	.100.000	Muenchener Rueckversicherung AG	
							miCura Pflegedienste Krefeld GmbH, Krefeld	.DEU	NIA	DKV Pflegedienste & Residenzen GmbH, Koeln	Ownership	.100.000	Muenchener Rueckversicherung AG	
							miCura Pflegedienste Muenchen / Dachau GmbH, Dachau	.DEU	NIA	DKV Pflegedienste & Residenzen GmbH, Koeln	Ownership	.51.000	Muenchener Rueckversicherung AG	
							miCura Pflegedienste Muenchen GmbH, Muenchen	.DEU	NIA	DKV Pflegedienste & Residenzen GmbH, Koeln	Ownership	.100.000	Muenchener Rueckversicherung AG	
							miCura Pflegedienste Muenchen Ost GmbH, Muenchen	.DEU	NIA	DKV Pflegedienste & Residenzen GmbH, Koeln	Ownership	.65.000	Muenchener Rueckversicherung AG	
							miCura Pflegedienste Muenster GmbH, Muenster	.DEU	NIA	DKV Pflegedienste & Residenzen GmbH, Koeln	Ownership	.100.000	Muenchener Rueckversicherung AG	
							miCura Pflegedienste Nuernberg GmbH, Nuernberg	.DEU	NIA	DKV Pflegedienste & Residenzen GmbH, Koeln	Ownership	.51.000	Muenchener Rueckversicherung AG	
			98-0557018				MR Beteiligungen 14. GmbH, Muenchen	.DEU	NIA	Muenchener Rueckversicherung AG, Muenchen	Ownership	.100.000	Muenchener Rueckversicherung AG	
			98-0557018				MR Beteiligungen 15. GmbH, Muenchen	.DEU	NIA	Muenchener Rueckversicherung AG, Muenchen	Ownership	.100.000	Muenchener Rueckversicherung AG	
			98-0557018				MR Beteiligungen 16. GmbH, Muenchen	.DEU	NIA	Muenchener Rueckversicherung AG, Muenchen	Ownership	.100.000	Muenchener Rueckversicherung AG	
			98-0557018				MR Beteiligungen 18. GmbH, Gruenwald	.DEU	NIA	Muenchener Rueckversicherung AG, Muenchen	Ownership	.100.000	Muenchener Rueckversicherung AG	
			98-0557018				MR Beteiligungen AG, Gruenwald	.DEU	NIA	Muenchener Rueckversicherung AG, Muenchen	Ownership	.100.000	Muenchener Rueckversicherung AG	
			27-3698845				MR Parkview Holding Corporation	.DE	NIA	Munich American Holding Corporation, Wilmington, Delaware	Ownership	.100.000	Muenchener Rueckversicherung AG	
							MR RENT-Management GmbH, Muenchen	.DEU	NIA	Muenchener Rueckversicherung AG, Muenchen	Ownership	.100.000	Muenchener Rueckversicherung AG	
							MR Solar Beneixama GmbH, Nuernberg	.DEU	NIA	MR Solar GmbH & Co. KG, Nuernberg	Ownership	.100.000	Muenchener Rueckversicherung AG	
							Muenchener Consultora Internacional S.R.L., Santiago de Chile	.CHL	NIA	Muenchener Rueckversicherung AG, Muenchen	Ownership	.90.000	Muenchener Rueckversicherung AG	
							Muenchener Consultora Internacional S.R.L., Santiago de Chile	.CHL	NIA	Jupiter Vermoegensverwaltungsgesellschaft mbH, Muenchen	Ownership	.10.000	Muenchener Rueckversicherung AG	
							Muenchener de Argentina Servicios Técnicos S. R. L., Buenos Aires	.ARG	NIA	Muenchener Rueckversicherung AG, Muenchen	Ownership	.100.000	Muenchener Rueckversicherung AG	
							Muenchener de Colombia S.A. Corredores de Reaseguros i.L., Santa Fe de Bogota D.C.	.COL	NIA	Muenchener Rueckversicherung AG, Muenchen	Ownership	.100.000	Muenchener Rueckversicherung AG	
							Muenchener de Mexico S. A., Mexico	.MEX	NIA	Munich Holdings Ltd., Toronto, Ontario	Ownership	.100.000	Muenchener Rueckversicherung AG	
							Muenchener de Mexico S. A., Mexico	.MEX	NIA	Muenchener Rueckversicherung AG, Muenchen	Ownership	.0.000	Muenchener Rueckversicherung AG	
							Muenchener de Venezuela C.A. Intermediaria de Reaseguros, Caracas	.VEN	NIA	Munich Holdings Ltd., Toronto, Ontario	Ownership	.100.000	Muenchener Rueckversicherung AG	
							Muenchener Ecoconsult GmbH i.L., Muenchen	.DEU	NIA	Muenchener Rueckversicherung AG, Muenchen	Ownership	.100.000	Muenchener Rueckversicherung AG	
							Muenchener Finanzgruppe AG Beteiligungen, Muenchen	.DEU	NIA	Muenchener Rueckversicherung AG, Muenchen	Ownership	.100.000	Muenchener Rueckversicherung AG	
							Muenchener Vermoegensverwaltung GmbH, Muenchen	.DEU	NIA	Muenchener Rueckversicherung AG, Muenchen	Ownership	.100.000	Muenchener Rueckversicherung AG	
							Munich American Reassurance Company PAC, Inc., Atlanta, Georgia	.US	NIA	Munich American Reassurance Company, Atlanta, Georgia	Other	.0.000	Muenchener Rueckversicherung AG	

ANNUAL STATEMENT FOR THE YEAR 2013 OF THE First Marine Insurance Co.

SCHEDULE Y
PART 1A - DETAIL OF INSURANCE HOLDING COMPANY SYSTEM

1	2	3	4	5	6	7	8	9	10	11	12	13	14	15
Group Code	Group Name	NAIC Company Code	Federal ID Number	Federal RSSD	CIK	Name of Securities Exchange if Publicly Traded (U.S. or International)	Names of Parent, Subsidiaries Or Affiliates	Domi-ciliary Loca-tion	Relation-ship to Reporting Entity	Directly Controlled by (Name of Entity/Person)	Type of Control (Ownership, Board, Management, Attorney-in-Fact, Influence, Other)	If Control is Ownership Provide Percentage	Ultimate Controlling Entity(ies)/Person(s)	*
							Munich Canada Systems Corporation, Toronto, OntarioCAN.	.NIA.	Munich Reinsurance Company of Canada, Toronto, Ontario	Ownership.....	.100.000	Muenchener Rueckversicherung AG	
			22-3577668				Munich Columbia Square Corp.DE.	.NIA.	Muenchener Rueckversicherung AG, Muenchen	Ownership.....	.100.000	Muenchener Rueckversicherung AG	
							Munich Management Pte. Ltd., SingapurSGP.	.NIA.	Munich Holdings Ltd., Toronto, Ontario	Ownership.....	.100.000	Muenchener Rueckversicherung AG	
			13-2940720				Munich Re America Brokers, Inc.DE.	.NIA.	Munich American Holding Corporation, Wilmington, Delaware	Ownership.....	.100.000	Muenchener Rueckversicherung AG	
							Munich Re America Management, Ltd.GBR.	.NIA.	Munich American Holding Corporation, Wilmington, Delaware	Ownership.....	.100.000	Muenchener Rueckversicherung AG	
							Munich Re Automation Solutions GmbH, MuenchenDEU.	.NIA.	Munich Re Automation Solutions Limited, Dublin	Ownership.....	.100.000	Muenchener Rueckversicherung AG	
							Munich Re Automation Solutions Inc., Wilmington, DelawareDEU.	.NIA.	Munich Re Automation Solutions Limited, Dublin	Ownership.....	.100.000	Muenchener Rueckversicherung AG	
							Munich Re Automation Solutions KK, TokioJPN.	.NIA.	Munich Re Automation Solutions Limited, Dublin	Ownership.....	.100.000	Muenchener Rueckversicherung AG	
							Munich Re Automation Solutions Pty Limited, SydneyAUS.	.NIA.	Munich Re Automation Solutions Limited, Dublin	Ownership.....	.100.000	Muenchener Rueckversicherung AG	
							Munich Re Capital Markets GmbH, MuenchenDEU.	.NIA.	Muenchener Rueckversicherung AG, Muenchen	Ownership.....	.100.000	Muenchener Rueckversicherung AG	
							Munich Re India Services Private Limited, MumbaiIND.	.NIA.	Muenchener Rueckversicherung AG, Muenchen	Ownership.....	.99.000	Muenchener Rueckversicherung AG	
							Munich Re India Services Private Limited, MumbaiIND.	.NIA.	Jupiter Vermoegensverwaltungsgesellschaft mbH, Muenchen	Ownership.....	.1.000	Muenchener Rueckversicherung AG	
							Munich Re Japan Services K. K., TokioJPN.	.NIA.	Muenchener Rueckversicherung AG, Muenchen	Ownership.....	.100.000	Muenchener Rueckversicherung AG	
							Munich Re Life and Health (UK) Plc. i.L., LondonGBR.	.NIA.	Muenchener Rueckversicherung AG, Muenchen	Ownership.....	.100.000	Muenchener Rueckversicherung AG	
							Munich Re Underwriting Agents (DIFC) Limited, DubaiARE.	.NIA.	Munich Re of Malta Holding Limited, Ta' Xbiex	Ownership.....	.100.000	Muenchener Rueckversicherung AG	
							Munich-American Global Services (Munich) GmbH (A)DEU.	.NIA.	Munich American Holding Corporation, Wilmington, Delaware	Ownership.....	.100.000	Muenchener Rueckversicherung AG	
							Munich-American Risk Partners GmbH, MuenchenDEU.	.NIA.	Muenchener Rueckversicherung AG, Muenchen	Ownership.....	.100.000	Muenchener Rueckversicherung AG	
							Munich-Canada Management Corp. Ltd., Toronto, OntarioCAN.	.NIA.	Munich Holdings Ltd., Toronto, Ontario	Ownership.....	.100.000	Muenchener Rueckversicherung AG	
							MunichFinancialGroup AG Holding, MuenchenDEU.	.NIA.	Muenchener Rueckversicherung AG, Muenchen	Ownership.....	.100.000	Muenchener Rueckversicherung AG	
							MunichFinancialServices AG Holding, MuenchenDEU.	.NIA.	Muenchener Rueckversicherung AG, Muenchen	Ownership.....	.100.000	Muenchener Rueckversicherung AG	
							Munichre Service Limited, Hong KongHKG.	.NIA.	Munich Holdings Ltd., Toronto, Ontario	Ownership.....	.100.000	Muenchener Rueckversicherung AG	
							Naretoblera 170017 S.L., MadridESP.	.NIA.	wse Solarpark Spanien 1 GmbH & Co. KG, Fuerth	Ownership.....	.100.000	Muenchener Rueckversicherung AG	
							Nerruze 120012 S.L., MadridESP.	.NIA.	wse Solarpark Spanien 1 GmbH & Co. KG, Fuerth	Ownership.....	.100.000	Muenchener Rueckversicherung AG	
							One State Street Intermediaries, Inc., Hartford, ConnecticutUS.	.NIA.	HSB Associates, Inc., New York, New York	Ownership.....	.100.000	Muenchener Rueckversicherung AG	
							Orrazipo 110011 S.L., MadridESP.	.NIA.	wse Solarpark Spanien 1 GmbH & Co. KG, Fuerth	Ownership.....	.100.000	Muenchener Rueckversicherung AG	
							P.A.N. Verwaltungs GmbH, GruenwaldDEU.	.NIA.	Muenchener Rueckversicherung AG, Muenchen	Ownership.....	.99.000	Muenchener Rueckversicherung AG	

SCHEDULE Y
PART 1A - DETAIL OF INSURANCE HOLDING COMPANY SYSTEM

1	2	3	4	5	6	7	8	9	10	11	12 Type of Control (Ownership, Board, Management, Attorney-in-Fact, Influence, Other)	13 If Control is Owner- ship Provide Percent- age	14 Ultimate Controlling Entity(ies)/Person(s)	15
Group Code	Group Name	NAIC Company Code	Federal ID Number	Federal RSSD	CIK	Name of Securities Exchange if Publicly Traded (U.S. or International)	Names of Parent, Subsidiaries Or Affiliates	Domi- ciliary Loca- tion	Relation- ship to Reporting Entity	Directly Controlled by (Name of Entity/Person)				*
							PLATINIA Verwaltungs-GmbH, MuenchenDEU	.NIA	IDEENKAPITAL Media Finance GmbH, Duesseldorf	Ownership.....	.100.000	Muenchener Rueckversicherung AG	
							ProContact Sp. z o.o., DanzigPOL	.NIA	Sopockie Towarzystwo Ubezpieczen Ergo Hestia Spolka Akcyjna, Sopot	Ownership.....	.100.000	Muenchener Rueckversicherung AG	
							PRORENDITA DREI Verwaltungsgesellschaft mbH, HamburgDEU	.NIA	IK Komp GmbH, Duesseldorf	Ownership.....	.100.000	Muenchener Rueckversicherung AG	
							PRORENDITA EINS Verwaltungsgesellschaft mbH, HamburgDEU	.NIA	IK Komp GmbH, Duesseldorf	Ownership.....	.100.000	Muenchener Rueckversicherung AG	
							PRORENDITA Fuenf Verwaltungsgesellschaft mbH, HamburgDEU	.NIA	IK Komp GmbH, Duesseldorf	Ownership.....	.100.000	Muenchener Rueckversicherung AG	
							PRORENDITA VIER Verwaltungsgesellschaft mbH, HamburgDEU	.NIA	IK Komp GmbH, Duesseldorf	Ownership.....	.100.000	Muenchener Rueckversicherung AG	
							PRORENDITA ZWEI Verwaltungsgesellschaft mbH, HamburgDEU	.NIA	IK Komp GmbH, Duesseldorf	Ownership.....	.100.000	Muenchener Rueckversicherung AG	
							ProVictor Immobilien GmbH, Duesseldorf ProVictor Property Fund IV Management, Inc., AtlantaDEU	.NIA	MEAG MUNICH ERGO AssetManagement GmbH, Muenchen	Ownership.....	.50.000	Muenchener Rueckversicherung AG	
							ProVictor Property Fund V Management, Inc., AtlantaUS	.NIA	ProVictor US Corporation, Atlanta	Ownership.....	.51.000	Muenchener Rueckversicherung AG	
							ProVictor Property Fund VI Management, Inc., AtlantaUS	.NIA	ProVictor US Corporation, Atlanta	Ownership.....	.51.000	Muenchener Rueckversicherung AG	
							ProVictor US Corporation, AtlantaUS	.NIA	ProVictor Immobilien GmbH, Duesseldorf	Ownership.....	.100.000	Muenchener Rueckversicherung AG	
							Reaseguradora de las Américas S. A., La HabanaCUB	.IA	Muenchener Rueckversicherung AG, Muenchen	Ownership.....	.100.000	Muenchener Rueckversicherung AG	
							Roanoke Trade Insurance Inc., Schaumburg, IllinoisUS	.NIA	Roanoke Insurance Group Inc., Schaumburg, Illinois	Ownership.....	.100.000	Muenchener Rueckversicherung AG	
							SAINT LEON ENERGIE S.A.R.L., StrassburgFRA	.NIA	m:editerran POWER FRANCE GmbH, Nuernberg Muenchener Rueckversicherung AG, Muenchen	Ownership.....	.100.000	Muenchener Rueckversicherung AG	
							Schloss Hohenkammer GmbH, HohenkammerDEU	.NIA	Muenchener Rueckversicherung AG, Muenchen	Ownership.....	.100.000	Muenchener Rueckversicherung AG	
							Schroembgens & Stephan GmbH, Versicherungsmakler, DuesseldorfDEU	.NIA	Merkur Grundstuecks- und Beteiligungs- Gesellschaft mit beschraenkter Haftung, Duesseldorf	Ownership.....	.100.000	Muenchener Rueckversicherung AG	
							Seldac 1. Verwaltungs-GmbH, DuesseldorfDEU	.NIA	IDEENKAPITAL Financial Engineering GmbH, Duesseldorf	Ownership.....	.100.000	Muenchener Rueckversicherung AG	
							Sensus Group B.V., StadskanaalNLD	.NIA	Landelijke Associatie van Gerechtsdeurwaarders B.V., Groningen	Ownership.....	.100.000	Muenchener Rueckversicherung AG	
							Solarfonds Garmisch-Partenkirchen 2011 GmbH & Co. KG, NuernbergDEU	.NIA	ERGO DIREKT Lebensversicherung AG, Fuerth	Ownership.....	.100.000	Muenchener Rueckversicherung AG	
							Solarfonds Garmisch-Partenkirchen 2011 GmbH & Co. KG, NuernbergDEU	.NIA	welivit New Energy GmbH, Fuerth	Other.....	.0.000	Muenchener Rueckversicherung AG	
							Sopockie Towarzystwo Doradcze Sp. z o.o., SopotPOL	.NIA	Sopockie Towarzystwo Ubezpieczen Ergo Hestia Spolka Akcyjna, Sopot	Ownership.....	.100.000	Muenchener Rueckversicherung AG	
							Stichting Aandelen Beheer D.A.S. Holding, AmsterdamNLD	.NIA	D.A.S. Deutscher Automobil Schutz Allgemeine Rechtsschutz-Versicherungs- Aktiengesellschaft, Muenchen	Ownership.....	.100.000	Muenchener Rueckversicherung AG	
							Sydney Euro-Center Pty. Ltd., SydneyAUS	.NIA	Euro-Center Holding SE, Prag	Ownership.....	.100.000	Muenchener Rueckversicherung AG	
							Synkronos Italia SRL, MailandITA	.NIA	Muenchener Rueckversicherung AG, Muenchen	Ownership.....	.60.100	Muenchener Rueckversicherung AG	

SCHEDULE Y
PART 1A - DETAIL OF INSURANCE HOLDING COMPANY SYSTEM

1	2	3	4	5	6	7	8	9	10	11	12	13	14	15
Group Code	Group Name	NAIC Company Code	Federal ID Number	Federal RSSD	CIK	Name of Securities Exchange if Publicly Traded (U.S. or International)	Names of Parent, Subsidiaries Or Affiliates	Domi-ciliary Loca-tion	Relation-ship to Reporting Entity	Directly Controlled by (Name of Entity/Person)	Type of Control (Ownership, Board, Management, Attorney-in-Fact, Influence, Other)	If Control is Ownership Provide Percentage	Ultimate Controlling Entity(ies)/Person(s)	*
							TAS Assekuranz Service GmbH, Frankfurt/Main	.DEU	.NIA	TAS Touristik Assekuranzmakler und Service GmbH, Frankfurt/Main	Ownership	.100.000	Muenchener Rueckversicherung AG	
							TAS Touristik Assekuranz Service International GmbH, Frankfurt/Main	.DEU	.NIA	EUROPAeISCHE Reiseversicherung Aktiengesellschaft, Muenchen	Ownership	.100.000	Muenchener Rueckversicherung AG	
							TAS Touristik Assekuranzmakler und Service GmbH, Frankfurt/Main	.DEU	.NIA	EUROPAeISCHE Reiseversicherung Aktiengesellschaft, Muenchen	Ownership	.100.000	Muenchener Rueckversicherung AG	
							TGR Biztosítás Toebbesuegynoekei Zrt., Budapest	.HUN	.NIA	ERGO Austria International AG, Wien	Ownership	.80.000	Muenchener Rueckversicherung AG	
							TGR Biztosítás Toebbesuegynoekei Zrt., Budapest	.HUN	.NIA	D.A.S. Jogvédelmi Biztosító Részvénytársaság, Budapest	Ownership	.20.000	Muenchener Rueckversicherung AG	
							Three Lions Underwriting Ltd., London	.GBR	.NIA	ERGO Versicherung Aktiengesellschaft, Duesseldorf	Ownership	.100.000	Muenchener Rueckversicherung AG	
							Tillobesta 180018 S.L., Madrid	.ESP	.NIA	wse Solarpark Spanien 1 GmbH & Co. KG, Fuerth	Ownership	.100.000	Muenchener Rueckversicherung AG	
							Titus AG, Duesseldorf	.DEU	.NIA	ERGO Versicherungsgruppe AG, Duesseldorf	Ownership	.100.000	Muenchener Rueckversicherung AG	
							Trusted Documents GmbH, Nuernberg	.DEU	.NIA	ERGO DIREKT Lebensversicherung AG, Fuerth	Ownership	.100.000	Muenchener Rueckversicherung AG	
							US PROPERTIES VA Verwaltungs-GmbH, Duesseldorf	.DEU	.NIA	IK FE Fonds Management GmbH, Duesseldorf	Ownership	.100.000	Muenchener Rueckversicherung AG	
							VB VICTORIA Zastupanje u Osiguranju d.o.o., Zagreb	.HRV	.NIA	ERGO Versicherung Aktiengesellschaft, Wien	Ownership	.74.900	Muenchener Rueckversicherung AG	
							Verwaltungsgesellschaft PORT VICTORIA GmbH, Duesseldorf	.DEU	.NIA	IDEENKAPITAL Financial Engineering GmbH, Duesseldorf	Ownership	.100.000	Muenchener Rueckversicherung AG	
							VFG Vorsorge-Finanzierungsconsulting GmbH, Wien	.AUT	.NIA	ERGO Lebensversicherung Aktiengesellschaft, Hamburg	Ownership	.75.000	Muenchener Rueckversicherung AG	
							VFG Vorsorge-Finanzierungsconsulting GmbH, Wien	.AUT	.NIA	ERGO Versicherung Aktiengesellschaft, Wien	Ownership	.25.000	Muenchener Rueckversicherung AG	
							VICTORIA Erste Beteiligungsgesellschaft mbH, Duesseldorf	.DEU	.NIA	VICTORIA Lebensversicherung Aktiengesellschaft, Duesseldorf	Ownership	.100.000	Muenchener Rueckversicherung AG	
							VICTORIA Immobilien Management GmbH, Muenchen	.DEU	.NIA	MEAG MUNICH ERGO AssetManagement GmbH, Muenchen	Ownership	.100.000	Muenchener Rueckversicherung AG	
							VICTORIA Immobilien-Fonds GmbH, Duesseldorf	.DEU	.NIA	ERGO Versicherungsgruppe AG, Duesseldorf	Ownership	.100.000	Muenchener Rueckversicherung AG	
							VICTORIA US Beteiligungsgesellschaft mbH, Muenchen	.DEU	.NIA	VICTORIA Lebensversicherung Aktiengesellschaft, Duesseldorf	Ownership	.100.000	Muenchener Rueckversicherung AG	
							Victoria Vierter Bauabschnitt Management GmbH, Duesseldorf	.DEU	.NIA	ERGO Versicherung Aktiengesellschaft, Duesseldorf	Ownership	.100.000	Muenchener Rueckversicherung AG	
							Victoria VIP II, Inc., Wilmington, Delaware	.US	.NIA	ERGO Versicherungsgruppe AG, Duesseldorf	Ownership	.100.000	Muenchener Rueckversicherung AG	
							Viwis GmbH, Muenchen	.DEU	.NIA	D.A.S. Deutscher Automobil Schutz Allgemeine Rechtsschutz-Versicherungs-Aktiengesellschaft, Muenchen	Ownership	.100.000	Muenchener Rueckversicherung AG	
							Vorsorge Service GmbH, Duesseldorf	.DEU	.NIA	Vorsorge Lebensversicherung Aktiengesellschaft, Duesseldorf	Ownership	.100.000	Muenchener Rueckversicherung AG	
							VV-Consulting Gesellschaft fuer Risikoanalyse, Vorsorgeberatung und Versicherungsvermittlung GmbH, Wien	.AUT	.NIA	ERGO Versicherung Aktiengesellschaft, Wien	Ownership	.100.000	Muenchener Rueckversicherung AG	
							VV-Consulting Toebbesuegynoekei Kft., Budapest	.HUN	.NIA	ERGO Életbiztosító Zrt., Budapest	Ownership	.51.000	Muenchener Rueckversicherung AG	

SCHEDULE Y
PART 1A - DETAIL OF INSURANCE HOLDING COMPANY SYSTEM

1	2	3	4	5	6	7	8	9	10	11	12	13	14	15
Group Code	Group Name	NAIC Company Code	Federal ID Number	Federal RSSD	CIK	Name of Securities Exchange if Publicly Traded (U.S. or International)	Names of Parent, Subsidiaries Or Affiliates	Domi-ciliary Loca-tion	Relation-ship to Reporting Entity	Directly Controlled by (Name of Entity/Person)	Type of Control (Ownership, Board, Management, Attorney-in-Fact, Influence, Other)	If Control is Ownership Provide Percentage	Ultimate Controlling Entity(ies)/Person(s)	*
							VV-Consulting Toebbesuegynoekei Kft., Budapest	.HUN	NIA	VICTORIA-VOLKSBANKEN Biztosító Zrt., Budapest	Ownership	.49.000	Muenchener Rueckversicherung AG	
							welivit New Energy GmbH, Fuerth	.DEU	NIA	welivit GmbH, Nuernberg	Ownership	.100.000	Muenchener Rueckversicherung AG	
							welivit Solar España GmbH, Nuernberg	.DEU	NIA	welivit GmbH, Nuernberg	Ownership	.100.000	Muenchener Rueckversicherung AG	
							Welivit Solar Italia s.r.l., Bozen	.ITA	NIA	welivit GmbH, Nuernberg	Ownership	.100.000	Muenchener Rueckversicherung AG	
							Windpark Langengrassau Infrastruktur GbR, Bremen	.DEU	NIA	Windpark MR-B GmbH & Co. KG, Bremen	Ownership	.83.300	Muenchener Rueckversicherung AG	
							Windpark Osterhausen-Mittelhausen Infrastruktur GbR, Bremen	.DEU	NIA	Windpark MR-D GmbH & Co. KG, Bremen	Ownership	.60.000	Muenchener Rueckversicherung AG	
							WNE Solarfonds Sueddeutschland 2 GmbH & Co. KG, Nuernberg	.DEU	NIA	ERGO Versicherungsgruppe AG, Duesseldorf	Ownership	.100.000	Muenchener Rueckversicherung AG	
							WNE Solarfonds Sueddeutschland 2 GmbH & Co. KG, Nuernberg	.DEU	NIA	welivit New Energy GmbH, Fuerth	Other	.0.000	Muenchener Rueckversicherung AG	
							Wohnungsgesellschaft Brela mbH, Hamburg	.DEU	NIA	ERGO Versicherung Aktiengesellschaft, Duesseldorf	Ownership	.100.000	Muenchener Rueckversicherung AG	
							Zacobu 110011 S.L., Madrid	.ESP	NIA	wse Solarpark Spanien 1 GmbH & Co. KG, Fuerth	Ownership	.100.000	Muenchener Rueckversicherung AG	
							Zacuba 6006 S.L., Madrid	.ESP	NIA	wse Solarpark Spanien 1 GmbH & Co. KG, Fuerth	Ownership	.100.000	Muenchener Rueckversicherung AG	
							Zacubacon 150015 S.L., Madrid	.ESP	NIA	wse Solarpark Spanien 1 GmbH & Co. KG, Fuerth	Ownership	.100.000	Muenchener Rueckversicherung AG	
							Zafacesbe 120012 S.L., Madrid	.ESP	NIA	wse Solarpark Spanien 1 GmbH & Co. KG, Fuerth	Ownership	.100.000	Muenchener Rueckversicherung AG	
							Zapacubi 8008 S.L., Madrid	.ESP	NIA	wse Solarpark Spanien 1 GmbH & Co. KG, Fuerth	Ownership	.100.000	Muenchener Rueckversicherung AG	
							Zarzucolumbu 100010 S.L., Madrid	.ESP	NIA	wse Solarpark Spanien 1 GmbH & Co. KG, Fuerth	Ownership	.100.000	Muenchener Rueckversicherung AG	
							Zetaza 4004 S.L., Madrid	.ESP	NIA	wse Solarpark Spanien 1 GmbH & Co. KG, Fuerth	Ownership	.100.000	Muenchener Rueckversicherung AG	
							Zicobucar 140014 S.L., Madrid	.ESP	NIA	wse Solarpark Spanien 1 GmbH & Co. KG, Fuerth	Ownership	.100.000	Muenchener Rueckversicherung AG	
							Zucaelo 130013 S.L., Madrid	.ESP	NIA	wse Solarpark Spanien 1 GmbH & Co. KG, Fuerth	Ownership	.100.000	Muenchener Rueckversicherung AG	
							Zucampobi 3003 S.L., Madrid	.ESP	NIA	wse Solarpark Spanien 1 GmbH & Co. KG, Fuerth	Ownership	.100.000	Muenchener Rueckversicherung AG	
							Zucarrobiso 2002 S.L., Madrid	.ESP	NIA	wse Solarpark Spanien 1 GmbH & Co. KG, Fuerth	Ownership	.100.000	Muenchener Rueckversicherung AG	
							Zucobaco 7007 S.L., Madrid	.ESP	NIA	wse Solarpark Spanien 1 GmbH & Co. KG, Fuerth	Ownership	.100.000	Muenchener Rueckversicherung AG	
							Zulazor 3003 S.L., Madrid	.ESP	NIA	wse Solarpark Spanien 1 GmbH & Co. KG, Fuerth	Ownership	.100.000	Muenchener Rueckversicherung AG	
							Zumbicobi 5005 S.L., Madrid	.ESP	NIA	wse Solarpark Spanien 1 GmbH & Co. KG, Fuerth	Ownership	.100.000	Muenchener Rueckversicherung AG	
							Zumcasba 1001 S.L., Madrid	.ESP	NIA	wse Solarpark Spanien 1 GmbH & Co. KG, Fuerth	Ownership	.100.000	Muenchener Rueckversicherung AG	
							Zuncabu 4004 S.L., Madrid	.ESP	NIA	wse Solarpark Spanien 1 GmbH & Co. KG, Fuerth	Ownership	.100.000	Muenchener Rueckversicherung AG	
							Zuncolubo 9009 S.L., Madrid	.ESP	NIA	wse Solarpark Spanien 1 GmbH & Co. KG, Fuerth	Ownership	.100.000	Muenchener Rueckversicherung AG	
							13th & F associates Limited Partnership, Washington D.C.	.US	NIA	Munich Reinsurance America, Inc., Wilmington, Delaware	Ownership	.80.000	Muenchener Rueckversicherung AG	

SCHEDULE Y
PART 1A - DETAIL OF INSURANCE HOLDING COMPANY SYSTEM

1	2	3	4	5	6	7	8	9	10	11	12	13	14	15
Group Code	Group Name	NAIC Company Code	Federal ID Number	Federal RSSD	CIK	Name of Securities Exchange if Publicly Traded (U.S. or International)	Names of Parent, Subsidiaries Or Affiliates	Domi-ciliary Loca-tion	Relation-ship to Reporting Entity	Directly Controlled by (Name of Entity/Person)	Type of Control (Ownership, Board, Management, Attorney-in-Fact, Influence, Other)	If Control is Ownership Provide Percentage	Ultimate Controlling Entity(ies)/Person(s)	*
							13th & F associates Limited Partnership, Washington D.C.	US	NIA	Munich Columbia Square Corp., Wilmington, Delaware	Ownership	0.000	Muenchener Rueckversicherung AG	
							Apollo Munich Health Insurance Co. Ltd., Hyderabad	IND	IA	Munich Health Holding AG, Muenchen	Ownership	25.600	Muenchener Rueckversicherung AG	
							Avantha ERGO Life Insurance Company, Mumbai	IND	NIA	ERGO International Aktiengesellschaft, Duesseldorf	Ownership	26.000	Muenchener Rueckversicherung AG	
										Muenchener Rueckversicherung AG, Muenchen	Ownership	28.900	Muenchener Rueckversicherung AG	
							BHS tabletop AG, Selb	DEU	NIA	Muenchener Rueckversicherung AG, Muenchen	Ownership	23.200	Muenchener Rueckversicherung AG	
							Bloemers Beheer B.V., Rotterdam	NLD	NIA	Muenchener Rueckversicherung AG, Muenchen	Ownership	15.500	Muenchener Rueckversicherung AG	
							Consorcio Internacional de Aseguradores de Crédito, S.A., Madrid	ESP	IA	Muenchener Rueckversicherung AG, Muenchen	Ownership	33.700	Muenchener Rueckversicherung AG	
							Consortia Versicherungs-Beteiligungsgesellschaft mbH, Nuernberg	DEU	NIA	D.A.S. Deutscher Automobil Schutz Allgemeine Rechtsschutz-Versicherungs-Aktiengesellschaft, Muenchen	Ownership	50.000	Muenchener Rueckversicherung AG	
							D.A.S. Difesa Automobilistica Sinistri, S.p.A. di Assicurazione, Verona	ITA	IA	Muenchener Rueckversicherung AG, Muenchen	Ownership	20.000	Muenchener Rueckversicherung AG	
							DAMAN - National Health Insurance Company, Abu Dhabi	ARE	IA	MR RENT-Investment GmbH, Muenchen	Ownership	40.000	Muenchener Rueckversicherung AG	
							EGM Wind SAS, Paris	FRA	NIA	ERGO Lebensversicherung Aktiengesellschaft, Hamburg	Ownership	30.000	Muenchener Rueckversicherung AG	
							ERGO China Life Insurance Co., Ltd., Jinan, Shandong Province	CHN	IA	ERGO Versicherungsgruppe AG, Duesseldorf	Ownership	20.000	Muenchener Rueckversicherung AG	
							ERGO China Life Insurance Co., Ltd., Jinan, Shandong Province	CHN	IA	EUROPAeISCHE Reiseversicherung Aktiengesellschaft, Muenchen	Ownership	26.000	Muenchener Rueckversicherung AG	
							Europai Utazasi Biztosito Rt., Budapest	HUN	IA	EUROPAeISCHE Reiseversicherung Aktiengesellschaft, Muenchen	Ownership	25.000	Muenchener Rueckversicherung AG	
							Europaeische Reiseversicherungs-Aktiengesellschaft, Wien	AUT	IA	Muenchener Rueckversicherung AG, Muenchen	Ownership	40.000	Muenchener Rueckversicherung AG	
							Global Aerospace Underwriting Managers Ltd., London	GBR	NIA	ERGO International Aktiengesellschaft, Duesseldorf	Ownership	35.000	Muenchener Rueckversicherung AG	
							Global Insurance Company, Ho-Chi-Minh-Stadt	CHN	IA	ERGO International Aktiengesellschaft, Duesseldorf	Ownership	26.000	Muenchener Rueckversicherung AG	
							HDFC ERGO General Insurance Company Ltd., Mumbai	IND	IA	ERGO Private Capital Gesundheit GmbH & Co. KG, Duesseldorf	Ownership	9.900	Muenchener Rueckversicherung AG	
							HighTech Beteiligungen GmbH und Co. KG, Duesseldorf	DEU	NIA	ERGO Private Capital Leben GmbH & Co. KG, Duesseldorf	Ownership	6.600	Muenchener Rueckversicherung AG	
							HighTech Beteiligungen GmbH und Co. KG, Duesseldorf	DEU	NIA	ERGO Private Capital Komposit GmbH & Co. KG, Duesseldorf	Ownership	6.600	Muenchener Rueckversicherung AG	
							HighTech Beteiligungen GmbH und Co. KG, Duesseldorf	DEU	NIA	ERGO Versicherungsgruppe AG, Duesseldorf	Ownership	50.000	Muenchener Rueckversicherung AG	
							KarstadtQuelle Finanz Service GmbH, Duesseldorf	DEU	NIA	MR Infrastructure Investment GmbH, Gruenwald	Ownership	50.000	Muenchener Rueckversicherung AG	
							Marchwood Power Limited, Marchwood	GBR	NIA	ERGO Versicherungsgruppe AG, Duesseldorf	Ownership	71.400	Muenchener Rueckversicherung AG	
							MAYFAIR Holding GmbH & Co. Singapur KG, Duesseldorf	DEU	NIA	ERGO Versicherungsgruppe AG, Duesseldorf	Ownership	50.000	Muenchener Rueckversicherung AG	
							MCAF Verwaltungs-GmbH & Co.KG, Duesseldorf	DEU	NIA	MEAG MUNICH ERGO AssetManagement GmbH, Muenchen	Ownership	50.000	Muenchener Rueckversicherung AG	
							MEAG Pacific Star Holdings Ltd., Hong Kong	HKG	NIA			50.000	Muenchener Rueckversicherung AG	

ANNUAL STATEMENT FOR THE YEAR 2013 OF THE First Marine Insurance Co.

SCHEDULE Y
PART 1A - DETAIL OF INSURANCE HOLDING COMPANY SYSTEM

1	2	3	4	5	6	7	8	9	10	11	12	13	14	15
Group Code	Group Name	NAIC Company Code	Federal ID Number	Federal RSSD	CIK	Name of Securities Exchange if Publicly Traded (U.S. or International)	Names of Parent, Subsidiaries Or Affiliates	Domi-ciliary Loca-tion	Relation-ship to Reporting Entity	Directly Controlled by (Name of Entity/Person)	Type of Control (Ownership, Board, Management, Attorney-in-Fact, Influence, Other)	If Control is Ownership Provide Perce-n-tage	Ultimate Controlling Entity(ies)/Person(s)	*
							MEDI CLIN Aktiengesellschaft, Offenburg	.DEU	NIA	ERGO Versicherungsgruppe AG, Duesseldorf	Ownership	23.200	Muenchener Rueckversicherung AG	
							MEDI CLIN Aktiengesellschaft, Offenburg	.DEU	NIA	DKV Deutsche Krankenversicherung Aktiengesellschaft, Koeln	Ownership	11.800	Muenchener Rueckversicherung AG	
							MEGA 4 GbR, Berlin	.DEU	NIA	ERGO Versicherung Aktiengesellschaft, Duesseldorf	Ownership	20.600	Muenchener Rueckversicherung AG	
							MEGA 4 GbR, Berlin	.DEU	NIA	ERGO Versicherungsgruppe AG, Duesseldorf	Ownership	13.700	Muenchener Rueckversicherung AG	
							PICC Asset Management Company Ltd., Shanghai	.CHN	NIA	MEAG MUNICH ERGO AssetManagement GmbH, Muenchen	Ownership	19.000	Muenchener Rueckversicherung AG	
							Rendite Partner Gesellschaft fuer Vermoegensverwaltung mbH, Frankfurt a.M.	.DEU	NIA	VHDK Beteiligungsgesellschaft mbH, Duesseldorf	Ownership	33.300	Muenchener Rueckversicherung AG	
							RP Vilbeler Fondsgesellschaft mbH, Frankfurt a.M.	.DEU	NIA	DKV Deutsche Krankenversicherung Aktiengesellschaft, Koeln	Ownership	10.000	Muenchener Rueckversicherung AG	
							RP Vilbeler Fondsgesellschaft mbH, Frankfurt a.M.	.DEU	NIA	ERGO DIREKT Lebensversicherung AG, Fuerth	Ownership	10.000	Muenchener Rueckversicherung AG	
							RP Vilbeler Fondsgesellschaft mbH, Frankfurt a.M.	.DEU	NIA	ERGO Lebensversicherung Aktiengesellschaft, Hamburg	Ownership	10.000	Muenchener Rueckversicherung AG	
							RP Vilbeler Fondsgesellschaft mbH, Frankfurt a.M.	.DEU	NIA	VICTORIA Lebensversicherung Aktiengesellschaft, Duesseldorf	Ownership	10.000	Muenchener Rueckversicherung AG	
							Sana Kliniken AG, Muenchen	.DEU	NIA	DKV Deutsche Krankenversicherung Aktiengesellschaft, Koeln	Ownership	21.700	Muenchener Rueckversicherung AG	
							Saudi National Insurance Company B.S.C.(c), Manama	.BHR	IA	Muenchener Rueckversicherung AG, Muenchen	Ownership	22.500	Muenchener Rueckversicherung AG	
							SEBA Beteiligungsgesellschaft mbH, Nuernberg	.DEU	NIA	Muenchener Rueckversicherung AG, Muenchen	Ownership	44.800	Muenchener Rueckversicherung AG	
							Storebrand Helseforsikring AS, Oslo	.NOR	IA	Munich Health Holding AG, Muenchen	Ownership	50.000	Muenchener Rueckversicherung AG	
							Suramericana S.A., Medellin	.COL	NIA	Muenchener Rueckversicherung AG, Muenchen	Ownership	18.900	Muenchener Rueckversicherung AG	
							TERTIANUM Besitzgesellschaft Berlin			VICTORIA Lebensversicherung Aktiengesellschaft, Duesseldorf	Ownership	25.000	Muenchener Rueckversicherung AG	
							Passauer Strasse 5-7 mbH, Muenchen	.DEU	NIA					
							TERTIANUM Besitzgesellschaft Konstanz Marktstaette 2-6 und Sigismundstrasse 5-9 mbH, Muenchen	.DEU	NIA	VICTORIA Lebensversicherung Aktiengesellschaft, Duesseldorf	Ownership	25.000	Muenchener Rueckversicherung AG	
							TERTIANUM Besitzgesellschaft Muenchen Jahnstrasse 45 mbH, Muenchen	.DEU	NIA	VICTORIA Lebensversicherung Aktiengesellschaft, Duesseldorf	Ownership	33.300	Muenchener Rueckversicherung AG	
							T-Solar Global Operating Assets S.L.U., Madrid	.ESP	NIA	MR RENT-Investment GmbH, Muenchen	Ownership	37.000	Muenchener Rueckversicherung AG	
							U.S. Property Fund IV GmbH & Co. KG, Muenchen	.DEU	NIA	ERGO Lebensversicherung Aktiengesellschaft, Hamburg	Ownership	9.800	Muenchener Rueckversicherung AG	
							U.S. Property Fund IV GmbH & Co. KG, Muenchen	.DEU	NIA	VICTORIA US Property Zwei GmbH, Duesseldorf	Ownership	7.200	Muenchener Rueckversicherung AG	
							U.S. Property Fund IV GmbH & Co. KG, Muenchen	.DEU	NIA	Victoria US Holdings, Inc., Wilmington, Delaware	Ownership	4.800	Muenchener Rueckversicherung AG	
							U.S. Property Management III L.P., Atlanta	.US	NIA	MEAG US Real Estate Management Holdings, Inc., Wilmington, Delaware	Ownership	20.000	Muenchener Rueckversicherung AG	
							US PROPERTIES VA GmbH & Co. KG, Duesseldorf	.DEU	NIA	IK Premium Fonds zwei GmbH & Co. KG, Duesseldorf	Ownership	46.100	Muenchener Rueckversicherung AG	
							US PROPERTIES VA GmbH & Co. KG, Duesseldorf	.DEU	NIA	IK Property Treuhand GmbH, Duesseldorf	Ownership	0.000	Muenchener Rueckversicherung AG	

SCHEDULE Y
PART 1A - DETAIL OF INSURANCE HOLDING COMPANY SYSTEM

1	2	3	4	5	6	7	8	9	10	11	12	13	14	15
Group Code	Group Name	NAIC Company Code	Federal ID Number	Federal RSSD	CIK	Name of Securities Exchange if Publicly Traded (U.S. or International)	Names of Parent, Subsidiaries Or Affiliates	Domi-ciliary Loca-tion	Relation-ship to Reporting Entity	Directly Controlled by (Name of Entity/Person)	Type of Control (Ownership, Board, Management, Attorney-in-Fact, Influence, Other)	If Control is Ownership Provide Percentage	Ultimate Controlling Entity(ies)/Person(s)	*
							US PROPERTIES VA GmbH & Co. KG, Duesseldorf	.DEU	.NIA	US PROPERTIES VA Verwaltungs-GmbH, Duesseldorf	Ownership	..0.000	Muenchener Rueckversicherung AG	
							VICTORIA-VOLKSBANKEN Pensionskassen Aktiengesellschaft, Wien	.AUT	.IA	ERGO Versicherung Aktiengesellschaft, Wien	Ownership	..23.800	Muenchener Rueckversicherung AG	
							VICTORIA-VOLKSBANKEN Pensionskassen Aktiengesellschaft, Wien	.AUT	.IA	ERGO Austria International AG, Wien	Ownership	..23.800	Muenchener Rueckversicherung AG	
							VICTORIA-VOLKSBANKEN Vorsorgekasse AG, Wien	.AUT	.NIA	ERGO Versicherung Aktiengesellschaft, Wien	Ownership	..50.000	Muenchener Rueckversicherung AG	
							Vier Gas Investments S.à r.l., Luxemburg	.LUX	.NIA	MR Infrastructure Investment GmbH, Gruenwald	Ownership	..33.200	Muenchener Rueckversicherung AG	
							Vier Gas Investments S.à r.l., Luxemburg	.LUX	.NIA	ERGO Private Capital Dritte GmbH & Co. KG, Duesseldorf	Ownership	..7.400	Muenchener Rueckversicherung AG	
							Vier Gas Investments S.à r.l., Luxemburg	.LUX	.NIA	ERGO Private Capital Vierte GmbH & Co. KG, Duesseldorf	Ownership	..3.200	Muenchener Rueckversicherung AG	
							VV Immobilien GmbH & Co. United States KG, Muenchen	.DEU	.NIA	VHDK Beteiligungsgesellschaft mbH, Duesseldorf	Ownership	..21.100	Muenchener Rueckversicherung AG	
							VV Immobilien GmbH & Co. United States KG, Muenchen	.DEU	.NIA	ERGO Versicherung Aktiengesellschaft, Duesseldorf	Ownership	..7.800	Muenchener Rueckversicherung AG	
							VV Immobilien GmbH & Co. US City KG, Muenchen	.DEU	.NIA	VHDK Beteiligungsgesellschaft mbH, Duesseldorf	Ownership	..23.100	Muenchener Rueckversicherung AG	
							VV Immobilien Verwaltungs GmbH & Co. Zentraleuropa KG, Muenchen	.DEU	.NIA	VHDK Beteiligungsgesellschaft mbH, Duesseldorf	Ownership	..20.400	Muenchener Rueckversicherung AG	
							WISMA ATRIA Holding GmbH & Co. Singapur KG, Duesseldorf	.DEU	.NIA	ERGO Versicherungsgruppe AG, Duesseldorf	Ownership	..65.000	Muenchener Rueckversicherung AG	
							PORT ELISABETH GmbH & Co. KG, Hamburg	.DEU	.NIA	IK Premium Fonds zwei GmbH & Co. KG, Duesseldorf	Ownership	..31.900	Muenchener Rueckversicherung AG	
							PORT ELISABETH GmbH & Co. KG, Hamburg	.DEU	.NIA	IDEENKAPITAL Schiffsfonds Treuhand GmbH, Duesseldorf	Ownership	..0.000	Muenchener Rueckversicherung AG	
							PORT LOUIS GmbH & Co. KG, Hamburg	.DEU	.NIA	IK Premium Fonds zwei GmbH & Co. KG, Duesseldorf	Ownership	..25.800	Muenchener Rueckversicherung AG	
							PORT LOUIS GmbH & Co. KG, Hamburg	.DEU	.NIA	IDEENKAPITAL Schiffsfonds Treuhand GmbH, Duesseldorf	Ownership	..0.000	Muenchener Rueckversicherung AG	
							REISEGARANT Gesellschaft fuer die Vermittlung von Insolvenzversicherungen mbH, Hamburg	.DEU	.NIA	EUROPAeISCHE Reiseversicherung Aktiengesellschaft, Muenchen	Ownership	..24.000	Muenchener Rueckversicherung AG	
							Agricultural Management Services S.r.l., Verona	.ITA	.NIA	Muenchener Rueckversicherung AG, Muenchen	Ownership	..33.300	Muenchener Rueckversicherung AG	
							Assistance Partner GmbH & Co. KG, Muenchen	.DEU	.NIA	almeda GmbH, Muenchen	Ownership	..21.700	Muenchener Rueckversicherung AG	
							BF.direkt AG, Stuttgart	.DEU	.NIA	VICTORIA Lebensversicherung Aktiengesellschaft, Duesseldorf	Ownership	..27.200	Muenchener Rueckversicherung AG	
							carexpert Kfz-Sachverstaendigen GmbH, Walluf	.DEU	.NIA	ERGO Versicherung Aktiengesellschaft, Duesseldorf	Ownership	..25.000	Muenchener Rueckversicherung AG	
							Fernkaelte Geschaeftsstadt Nord Gesellschaft buergerlichen Rechts, Hamburg	.DEU	.NIA	ERGO Lebensversicherung Aktiengesellschaft, Hamburg	Ownership	..39.300	Muenchener Rueckversicherung AG	
							Finsure Investments (Private) Limited, Harare	.ZWE	.NIA	Munich Reinsurance Company of Africa Ltd, Johannesburg	Ownership	..24.500	Muenchener Rueckversicherung AG	
							Grundeigentuemer - Interessengemeinschaft City Nord GmbH, Hamburg	.DEU	.NIA	ERGO Lebensversicherung Aktiengesellschaft, Hamburg	Ownership	..20.000	Muenchener Rueckversicherung AG	

SCHEDULE Y
PART 1A - DETAIL OF INSURANCE HOLDING COMPANY SYSTEM

1	2	3	4	5	6	7	8	9	10	11	12	13	14	15
Group Code	Group Name	NAIC Company Code	Federal ID Number	Federal RSSD	CIK	Name of Securities Exchange if Publicly Traded (U.S. or International)	Names of Parent, Subsidiaries Or Affiliates	Domi-ciliary Loca-tion	Relation-ship to Reporting Entity	Directly Controlled by (Name of Entity/Person)	Type of Control (Ownership, Board, Management, Attorney-in-Fact, Influence, Other)	If Control is Ownership Provide Percentage	Ultimate Controlling Entity(ies)/Person(s)	*
							Hannover Finanz-Umwelt Beteiligungsgesellschaft mbH, Hillese	DEU	NIA	ERGO Lebensversicherung Aktiengesellschaft, Hamburg	Ownership	20.000	Muenchener Rueckversicherung AG	
							Hartford Research, LLC, Lewes, Delaware	US	NIA	HSB Engineering Finance Corporation, Dover, Delaware	Ownership	41.800	Muenchener Rueckversicherung AG	
							IK Objektgesellschaft Frankfurt Theodor-Heuss-Allee GmbH & Co. KG, Duesseldorf	DEU	NIA	ERGO Versicherungsgruppe AG, Duesseldorf	Ownership	47.400	Muenchener Rueckversicherung AG	
							K & P Objekt Hamburg Hamburger Strasse Immobilienfonds GmbH & Co.KG, Duesseldorf	DEU	NIA	IK Premium Fonds GmbH & Co. KG, Duesseldorf	Ownership	36.500	Muenchener Rueckversicherung AG	
							K & P Objekt Hamburg Hamburger Strasse Immobilienfonds GmbH & Co.KG, Duesseldorf	DEU	NIA	IK FE Fonds Management GmbH, Duesseldorf	Ownership	0.100	Muenchener Rueckversicherung AG	
							LCM Logistic Center Management GmbH, Hamburg	DEU	NIA	MEAG MUNICH ERGO AssetManagement GmbH, Muenchen	Ownership	50.000	Muenchener Rueckversicherung AG	
							ERGO Versicherungsgruppe AG, Duesseldorf	DEU	NIA	ERGO Versicherungsgruppe AG, Duesseldorf	Ownership	50.000	Muenchener Rueckversicherung AG	
							MCAF Management GmbH, Duesseldorf	DEU	NIA	MR Parkview Holding Corporation, Wilmington, Delaware	Ownership	38.500	Muenchener Rueckversicherung AG	
							MSMR Parkview LLC	DE	NIA	Muenchener Rueckversicherung AG, Muenchen	Ownership	11.100	Muenchener Rueckversicherung AG	
							PERILS AG, Zuerich	CHE	NIA	Sopockie Towarzystwo Ubezpieczen Ergo Hestia Spolka Akcyjna, Sopot	Ownership	33.800	Muenchener Rueckversicherung AG	
							POOL Sp. z o.o., Warsaw	POL	NIA	MEAG MUNICH ERGO AssetManagement GmbH, Muenchen	Ownership	25.000	Muenchener Rueckversicherung AG	
							RM 2264 Vermoegensverwaltungs GmbH, Muenchen	DEU	NIA	MEAG MUNICH ERGO AssetManagement GmbH, Muenchen	Ownership	25.000	Muenchener Rueckversicherung AG	
							Rumba GmbH & Co. KG, Muenchen	DEU	NIA	Corion Pty Limited, Sydney	Ownership	50.000	Muenchener Rueckversicherung AG	
							Rural Affinity Insurance Agency Pty Limited, Sydney	AUS	NIA	Kuik & Partners Gerechtsdeurwaarders & Incassobureau B.V., Eindhoven	Ownership	33.000	Muenchener Rueckversicherung AG	
							Secundi CVBA, Bruessel	BEL	NIA	ERGO Versicherung Aktiengesellschaft, Duesseldorf	Ownership	30.000	Muenchener Rueckversicherung AG	
							Teko - Technisches Kontor fuer Versicherungen Gesellschaft mit beschraenkter Haftung, Duesseldorf	DEU	NIA	VICTORIA Lebensversicherung Aktiengesellschaft, Duesseldorf	Ownership	33.300	Muenchener Rueckversicherung AG	
							TERTIANUM Seniorenresidenz Betriebsgesellschaft Muenchen mbH, Muenchen	DEU	NIA	VICTORIA Lebensversicherung Aktiengesellschaft, Duesseldorf	Ownership	25.000	Muenchener Rueckversicherung AG	
							TERTIANUM Seniorenresidenzen Betriebsgesellschaft mbH, Konstanz	DEU	NIA	MR Solar GmbH & Co. KG, Nuernberg	Ownership	34.400	Muenchener Rueckversicherung AG	
							Trend Capital GmbH & Co. Solarfonds 2 KG, Mainz	DEU	NIA	EUROPAEISCHE Reiseversicherung Aktiengesellschaft, Muenchen	Ownership	50.000	Muenchener Rueckversicherung AG	
							Triple IP B.V., Amsterdam	NLD	NIA	IK Komp GmbH, Duesseldorf	Ownership	50.000	Muenchener Rueckversicherung AG	
							Verwaltungsgesellschaft PORT ELISABETH mbH, hamburg	DEU	NIA	IK Komp GmbH, Duesseldorf	Ownership	50.000	Muenchener Rueckversicherung AG	
							Verwaltungsgesellschaft PORT KELANG mbH, Hamburg	DEU	NIA	IK Komp GmbH, Duesseldorf	Ownership	50.000	Muenchener Rueckversicherung AG	
							Verwaltungsgesellschaft PORT LOUIS GmbH, Hamburg	DEU	NIA	IK Komp GmbH, Duesseldorf	Ownership	50.000	Muenchener Rueckversicherung AG	
							Verwaltungsgesellschaft PORT MAUBERT mbH, Hamburg	DEU	NIA	IK Komp GmbH, Duesseldorf	Ownership	50.000	Muenchener Rueckversicherung AG	
							Verwaltungsgesellschaft PORT MELBOURNE mbH, Hamburg	DEU	NIA	IK Komp GmbH, Duesseldorf	Ownership	50.000	Muenchener Rueckversicherung AG	

SCHEDULE Y
PART 1A - DETAIL OF INSURANCE HOLDING COMPANY SYSTEM

1	2	3	4	5	6	7	8	9	10	11	12	13	14	15
Group Code	Group Name	NAIC Company Code	Federal ID Number	Federal RSSD	CIK	Name of Securities Exchange if Publicly Traded (U.S. or International)	Names of Parent, Subsidiaries Or Affiliates	Domi-ciliary Loca-tion	Relation-ship to Reporting Entity	Directly Controlled by (Name of Entity/Person)	Type of Control (Ownership, Board, Management, Attorney-in-Fact, Influence, Other)	If Control is Ownership Provide Percentage	Ultimate Controlling Entity(ies)/Person(s)	*
							Verwaltungsgesellschaft PORT MENIER mbH, Hamburg	.DEU	NIA	IK Komp GmbH, Duesseldorf	Ownership	..50.000	Muenchener Rueckversicherung AG	
							Verwaltungsgesellschaft PORT MOODY mbH, Hamburg	.DEU	NIA	IK Komp GmbH, Duesseldorf	Ownership	..50.000	Muenchener Rueckversicherung AG	
							Verwaltungsgesellschaft PORT MORESBY mbH, Hamburg	.DEU	NIA	IK Komp GmbH, Duesseldorf	Ownership	..50.000	Muenchener Rueckversicherung AG	
							Verwaltungsgesellschaft PORT MOUTON mbH, Hamburg	.DEU	NIA	IK Komp GmbH, Duesseldorf	Ownership	..50.000	Muenchener Rueckversicherung AG	
							Verwaltungsgesellschaft PORT NELSON mbH, Hamburg	.DEU	NIA	IK Komp GmbH, Duesseldorf	Ownership	..50.000	Muenchener Rueckversicherung AG	
							Verwaltungsgesellschaft PORT RUSSEL GmbH, Hamburg	.DEU	NIA	IK Komp GmbH, Duesseldorf	Ownership	..50.000	Muenchener Rueckversicherung AG	
							Verwaltungsgesellschaft PORT SAID GmbH, Hamburg	.DEU	NIA	IK Komp GmbH, Duesseldorf	Ownership	..50.000	Muenchener Rueckversicherung AG	
							Verwaltungsgesellschaft PORT STANLEY GmbH, Hamburg	.DEU	NIA	IK Komp GmbH, Duesseldorf	Ownership	..50.000	Muenchener Rueckversicherung AG	
							Verwaltungsgesellschaft PORT STEWART mbH, Hamburg	.DEU	NIA	IK Komp GmbH, Duesseldorf	Ownership	..50.000	Muenchener Rueckversicherung AG	
							Verwaltungsgesellschaft PORT UNION mbH, Hamburg	.DEU	NIA	IK Komp GmbH, Duesseldorf	Ownership	..50.000	Muenchener Rueckversicherung AG	
							VisEq GmbH, Gruenwald	.DEU	NIA	Muenchener Rueckversicherung AG, Muenchen	Ownership	..34.000	Muenchener Rueckversicherung AG	
							Volksbanken-Versicherungsdienst GmbH, Wien	.AUT	NIA	VV-Consulting Gesellschaft fuer Risikoanalyse, Vorsorgeberatung und Versicherungsvermittlung GmbH, Wien	Ownership	..25.200	Muenchener Rueckversicherung AG	
							VV Immobilien GmbH & Co. GB KG, Duesseldorf	.DEU	NIA	VHDK Beteiligungsgesellschaft mbH, Duesseldorf	Ownership	..19.100	Muenchener Rueckversicherung AG	
							VV Immobilien GmbH & Co. GB KG, Duesseldorf	.DEU	NIA	ERGO Lebensversicherung Aktiengesellschaft, Hamburg	Ownership	..10.000	Muenchener Rueckversicherung AG	
							VV Immobilien GmbH & Co. GB KG, Duesseldorf	.DEU	NIA	ERGO Versicherung Aktiengesellschaft, Duesseldorf	Ownership	..8.200	Muenchener Rueckversicherung AG	
							VV Immobilien GmbH & Co. GB KG, Duesseldorf	.DEU	NIA	DKV Deutsche Krankenversicherung Aktiengesellschaft, Koeln	Ownership	..3.600	Muenchener Rueckversicherung AG	
							VV Immobilien Verwaltungs GmbH, Muenchen	.DEU	NIA	MEAG MUNICH ERGO AssetManagement GmbH, Muenchen	Ownership	..30.000	Muenchener Rueckversicherung AG	
							VV Immobilien Verwaltungs und Beteiligungs GmbH, Muenchen	.DEU	NIA	MEAG MUNICH ERGO AssetManagement GmbH, Muenchen	Ownership	..30.000	Muenchener Rueckversicherung AG	
							WISMA ATRIA Holding GmbH, Duesseldorf	.DEU	NIA	ERGO Versicherungsgruppe AG, Duesseldorf	Ownership	..50.000	Muenchener Rueckversicherung AG	
							PORT KELANG GmbH & Co. KG, Hamburg	.DEU	NIA	IK Premium Fonds zwei GmbH & Co. KG, Duesseldorf	Ownership	..0.300	Muenchener Rueckversicherung AG	
							PORT KELANG GmbH & Co. KG, Hamburg	.DEU	NIA	IDEENKAPITAL Schiffsfonds Treuhand GmbH, Duesseldorf	Ownership	..0.000	Muenchener Rueckversicherung AG	
							PORT MAUBERT GmbH & Co. KG, Hamburg	.DEU	NIA	IK Premium Fonds zwei GmbH & Co. KG, Duesseldorf	Ownership	..0.300	Muenchener Rueckversicherung AG	
							PORT MAUBERT GmbH & Co. KG, Hamburg	.DEU	NIA	IDEENKAPITAL Schiffsfonds Treuhand GmbH, Duesseldorf	Ownership	..0.000	Muenchener Rueckversicherung AG	
							PORT MELBOURNE GmbH & Co. KG, Hamburg	.DEU	NIA	IK Premium Fonds zwei GmbH & Co. KG, Duesseldorf	Ownership	..0.300	Muenchener Rueckversicherung AG	
							PORT MELBOURNE GmbH & Co. KG, Hamburg	.DEU	NIA	IDEENKAPITAL Schiffsfonds Treuhand GmbH, Duesseldorf	Ownership	..0.000	Muenchener Rueckversicherung AG	

SCHEDULE Y
PART 1A - DETAIL OF INSURANCE HOLDING COMPANY SYSTEM

1	2	3	4	5	6	7	8	9	10	11	12	13	14	15
Group Code	Group Name	NAIC Company Code	Federal ID Number	Federal RSSD	CIK	Name of Securities Exchange if Publicly Traded (U.S. or International)	Names of Parent, Subsidiaries Or Affiliates	Domi-ciliary Loca-tion	Relation-ship to Reporting Entity	Directly Controlled by (Name of Entity/Person)	Type of Control (Ownership, Board, Management, Attorney-in-Fact, Influence, Other)	If Control is Ownership Provide Percen-tage	Ultimate Controlling Entity(ies)/Person(s)	*
							PORT MENIER GmbH & Co. KG, Hamburg	.DEU	NIA	IK Premium Fonds zwei GmbH & Co. KG, Duesseldorf	Ownership	..0.400	Muenchener Rueckversicherung AG	
							PORT MENIER GmbH & Co. KG, Hamburg	.DEU	NIA	IDEENKAPITAL Schiffsfonds Treuhand GmbH, Duesseldorf	Ownership	..0.000	Muenchener Rueckversicherung AG	
							PORT MOODY GmbH & Co. KG, Hamburg	.DEU	NIA	IK Premium Fonds zwei GmbH & Co. KG, Duesseldorf	Ownership	..0.200	Muenchener Rueckversicherung AG	
							PORT MOODY GmbH & Co. KG, Hamburg	.DEU	NIA	IDEENKAPITAL Schiffsfonds Treuhand GmbH, Duesseldorf	Ownership	..0.000	Muenchener Rueckversicherung AG	
							PORT MORESBY GmbH & Co. KG, Hamburg	.DEU	NIA	IK Premium Fonds zwei GmbH & Co. KG, Duesseldorf	Ownership	..0.400	Muenchener Rueckversicherung AG	
							PORT MORESBY GmbH & Co. KG, Hamburg	.DEU	NIA	IDEENKAPITAL Schiffsfonds Treuhand GmbH, Duesseldorf	Ownership	..0.000	Muenchener Rueckversicherung AG	
							PORT MOUTON GmbH & Co. KG, Hamburg	.DEU	NIA	IK Premium Fonds zwei GmbH & Co. KG, Duesseldorf	Ownership	..0.700	Muenchener Rueckversicherung AG	
							PORT MOUTON GmbH & Co. KG, Hamburg	.DEU	NIA	IDEENKAPITAL Schiffsfonds Treuhand GmbH, Duesseldorf	Ownership	..0.000	Muenchener Rueckversicherung AG	
							PORT NELSON GmbH & Co. KG, Hamburg	.DEU	NIA	IK Premium Fonds zwei GmbH & Co. KG, Duesseldorf	Ownership	..0.800	Muenchener Rueckversicherung AG	
							PORT NELSON GmbH & Co. KG, Hamburg	.DEU	NIA	IDEENKAPITAL Schiffsfonds Treuhand GmbH, Duesseldorf	Ownership	..0.000	Muenchener Rueckversicherung AG	
							PORT RUSSEL GmbH & Co. KG, Hamburg	.DEU	NIA	IK Premium Fonds zwei GmbH & Co. KG, Duesseldorf	Ownership	..0.200	Muenchener Rueckversicherung AG	
							PORT RUSSEL GmbH & Co. KG, Hamburg	.DEU	NIA	IDEENKAPITAL Schiffsfonds Treuhand GmbH, Duesseldorf	Ownership	..0.000	Muenchener Rueckversicherung AG	
							PORT SAID GmbH & Co. KG, Hamburg	.DEU	NIA	IK Premium Fonds zwei GmbH & Co. KG, Duesseldorf	Ownership	..0.200	Muenchener Rueckversicherung AG	
							PORT SAID GmbH & Co. KG, Hamburg	.DEU	NIA	IDEENKAPITAL Schiffsfonds Treuhand GmbH, Duesseldorf	Ownership	..0.000	Muenchener Rueckversicherung AG	
							PORT STANLEY GmbH & Co. KG, Hamburg	.DEU	NIA	IK Premium Fonds zwei GmbH & Co. KG, Duesseldorf	Ownership	..0.200	Muenchener Rueckversicherung AG	
							PORT STANLEY GmbH & Co. KG, Hamburg	.DEU	NIA	IDEENKAPITAL Schiffsfonds Treuhand GmbH, Duesseldorf	Ownership	..0.000	Muenchener Rueckversicherung AG	
							PORT STEWART GmbH & Co. KG, Hamburg	.DEU	NIA	IK Premium Fonds zwei GmbH & Co. KG, Duesseldorf	Ownership	..0.200	Muenchener Rueckversicherung AG	
							PORT STEWART GmbH & Co. KG, Hamburg	.DEU	NIA	IDEENKAPITAL Schiffsfonds Treuhand GmbH, Duesseldorf	Ownership	..0.000	Muenchener Rueckversicherung AG	
							PORT UNION GmbH & Co. KG, Hamburg	.DEU	NIA	IK Premium Fonds zwei GmbH & Co. KG, Duesseldorf	Ownership	..0.200	Muenchener Rueckversicherung AG	
							PORT UNION GmbH & Co. KG, Hamburg	.DEU	NIA	IDEENKAPITAL Schiffsfonds Treuhand GmbH, Duesseldorf	Ownership	..0.000	Muenchener Rueckversicherung AG	
							Access Capital Fund IV L.P., St. Peter Port, Guernsey	.GBR	NIA	MR Beteiligungen 1. GmbH, Muenchen	Ownership	..8.900	Muenchener Rueckversicherung AG	
							Access Capital Fund IV L.P., St. Peter Port, Guernsey	.GBR	NIA	ERGO Private Capital Gesundheit GmbH & Co. KG, Duesseldorf	Ownership	..3.600	Muenchener Rueckversicherung AG	
							Access Capital Fund IV L.P., St. Peter Port, Guernsey	.GBR	NIA	ERGO Private Capital Leben GmbH & Co. KG, Duesseldorf	Ownership	..3.600	Muenchener Rueckversicherung AG	
							Access Capital Fund IV L.P., St. Peter Port, Guernsey	.GBR	NIA	ERGO Private Capital Komposit GmbH & Co. KG, Duesseldorf	Ownership	..1.800	Muenchener Rueckversicherung AG	
							Access Capital Fund V LP Growth Buy-Out Europe, Edinburgh	.DEU	NIA	ERGO Private Capital Gesundheit GmbH & Co. KG, Duesseldorf	Ownership	..5.600	Muenchener Rueckversicherung AG	

SCHEDULE Y
PART 1A - DETAIL OF INSURANCE HOLDING COMPANY SYSTEM

1	2	3	4	5	6	7	8	9	10	11	12	13	14	15
Group Code	Group Name	NAIC Company Code	Federal ID Number	Federal RSSD	CIK	Name of Securities Exchange if Publicly Traded (U.S. or International)	Names of Parent, Subsidiaries Or Affiliates	Domi-ciliary Loca-tion	Relation-ship to Reporting Entity	Directly Controlled by (Name of Entity/Person)	Type of Control (Ownership, Board, Management, Attorney-in-Fact, Influence, Other)	If Control is Ownership Provide Percentage	Ultimate Controlling Entity(ies)/Person(s)	*
							Access Capital Fund V LP Growth Buy-Out Europe, Edinburgh	..DEU	..NIA	ERGO Private Capital Komposit GmbH & Co. KG, Duesseldorf	Ownership.....	..1.100	Muenchener Rueckversicherung AG	
							ACOF III CV AIV (OFFSHORE) II, L.P., Los Angeles, California	..US	..NIA	MR Beteiligungen 1. GmbH, Muenchen	Ownership.....	..0.000	Muenchener Rueckversicherung AG	
							ACOF III CV AIV (OFFSHORE) II, L.P., Los Angeles, California	..US	..NIA	ERGO Private Capital Gesundheit GmbH & Co. KG, Duesseldorf	Ownership.....	..0.000	Muenchener Rueckversicherung AG	
							ACOF III CV AIV (OFFSHORE) II, L.P., Los Angeles, California	..US	..NIA	ERGO Private Capital Leben GmbH & Co. KG, Duesseldorf	Ownership.....	..0.000	Muenchener Rueckversicherung AG	
							ACOF III GC AIV, L.P., Los Angeles, California	..US	..NIA	MR Beteiligungen 1. GmbH, Muenchen	Ownership.....	..0.000	Muenchener Rueckversicherung AG	
							ACOF III GC AIV, L.P., Los Angeles, California	..US	..NIA	ERGO Private Capital Gesundheit GmbH & Co. KG, Duesseldorf	Ownership.....	..0.000	Muenchener Rueckversicherung AG	
							ACOF III GC AIV, L.P., Los Angeles, California	..US	..NIA	ERGO Private Capital Leben GmbH & Co. KG, Duesseldorf	Ownership.....	..0.000	Muenchener Rueckversicherung AG	
							ACOF III Oro AIV, L.P., Los Angeles, California	..US	..NIA	ERGO Private Capital Gesundheit GmbH & Co. KG, Duesseldorf	Ownership.....	..0.000	Muenchener Rueckversicherung AG	
							ACOF III Oro AIV, L.P., Los Angeles, California	..US	..NIA	ERGO Private Capital Leben GmbH & Co. KG, Duesseldorf	Ownership.....	..0.000	Muenchener Rueckversicherung AG	
							ACOF III Plasco AIV, L.P., Los Angeles, California	..US	..NIA	MR Beteiligungen 1. GmbH, Muenchen	Ownership.....	..0.000	Muenchener Rueckversicherung AG	
							ACOF III Plasco AIV, L.P., Los Angeles, California	..US	..NIA	ERGO Private Capital Gesundheit GmbH & Co. KG, Duesseldorf	Ownership.....	..0.000	Muenchener Rueckversicherung AG	
							ACOF III Plasco AIV, L.P., Los Angeles, California	..US	..NIA	ERGO Private Capital Leben GmbH & Co. KG, Duesseldorf	Ownership.....	..0.000	Muenchener Rueckversicherung AG	
							ADEUS Aktienregister-Service-GmbH, Muenchen	..DEU	..NIA	Muenchener Rueckversicherung AG, Muenchen	Ownership.....	..15.400	Muenchener Rueckversicherung AG	
							Adveq Europe II GmbH, Frankfurt	..DEU	..NIA	ERGO Private Capital Zweite GmbH & Co. KG, Duesseldorf	Ownership.....	..9.800	Muenchener Rueckversicherung AG	
							Adveq Europe III L.P., Wilmington, Delaware	..US	..NIA	ERGO Private Capital Leben GmbH & Co. KG, Duesseldorf	Ownership.....	..4.300	Muenchener Rueckversicherung AG	
							Adveq Europe III L.P., Wilmington, Delaware	..US	..NIA	MR Beteiligungen 1. GmbH, Muenchen	Ownership.....	..2.900	Muenchener Rueckversicherung AG	
							Adveq Europe IV B C.V., Willemstad, Curacao	..ANT	..NIA	MR Beteiligungen 1. GmbH, Muenchen	Ownership.....	..11.300	Muenchener Rueckversicherung AG	
							Adveq Europe IV B C.V., Willemstad, Curacao	..ANT	..NIA	ERGO Private Capital Leben GmbH & Co. KG, Duesseldorf	Ownership.....	..3.700	Muenchener Rueckversicherung AG	
							Adveq Europe IV B C.V., Willemstad, Curacao	..ANT	..NIA	ERGO Private Capital Gesundheit GmbH & Co. KG, Duesseldorf	Ownership.....	..2.300	Muenchener Rueckversicherung AG	
							Adveq Europe IV B C.V., Willemstad, Curacao	..ANT	..NIA	ERGO Private Capital Komposit GmbH & Co. KG, Duesseldorf	Ownership.....	..1.100	Muenchener Rueckversicherung AG	
							Adveq Opportunities II C.V., Willemstad, Curacao	..ANT	..NIA	MR Beteiligungen 1. GmbH, Muenchen	Ownership.....	..4.400	Muenchener Rueckversicherung AG	
							Adveq Opportunities II C.V., Willemstad, Curacao	..ANT	..NIA	ERGO Private Capital Leben GmbH & Co. KG, Duesseldorf	Ownership.....	..3.300	Muenchener Rueckversicherung AG	
							Adveq Opportunities II C.V., Willemstad, Curacao	..ANT	..NIA	ERGO Private Capital Gesundheit GmbH & Co. KG, Duesseldorf	Ownership.....	..1.100	Muenchener Rueckversicherung AG	
							Adveq Technology II C.V., Willemstad, Curacao	..CUB	..NIA	ERGO Private Capital Gesundheit GmbH & Co. KG, Duesseldorf	Ownership.....	..5.600	Muenchener Rueckversicherung AG	
							Adveq Technology III GmbH, Frankfurt	..DEU	..NIA	ERGO Private Capital Zweite GmbH & Co. KG, Duesseldorf	Ownership.....	..10.000	Muenchener Rueckversicherung AG	

SCHEDULE Y
PART 1A - DETAIL OF INSURANCE HOLDING COMPANY SYSTEM

1	2	3	4	5	6	7	8	9	10	11	12	13	14	15
Group Code	Group Name	NAIC Company Code	Federal ID Number	Federal RSSD	CIK	Name of Securities Exchange if Publicly Traded (U.S. or International)	Names of Parent, Subsidiaries Or Affiliates	Domi-ciliary Loca-tion	Relation-ship to Reporting Entity	Directly Controlled by (Name of Entity/Person)	Type of Control (Ownership, Board, Management, Attorney-in-Fact, Influence, Other)	If Control is Ownership Provide Percentage	Ultimate Controlling Entity(ies)/Person(s)	*
							AEDES Project S.r.l. i.L. , MailandITA.....	.NIA.....	MEAG MUNICH ERGO AssetManagement GmbH, Muenchen	Ownership.....	..7.000	Muenchener Rueckversicherung AG	
							AERS Consortio Aktiengesellschaft, StuttgartDEU.....	.IA.....	VICTORIA Lebensversicherung Aktiengesellschaft, Duesseldorf	Ownership.....	..18.600	Muenchener Rueckversicherung AG	
							APAX Europe VII – B, L.P., St. Peter Port, GuernseyGBR.....	.NIA.....	MR Beteiligungen 1. GmbH, Muenchen	Ownership.....	..0.400	Muenchener Rueckversicherung AG	
							APAX Europe VII – B, L.P., St. Peter Port, GuernseyGBR.....	.NIA.....	ERGO Private Capital Zweite GmbH & Co. KG, Duesseldorf	Ownership.....	..0.200	Muenchener Rueckversicherung AG	
							APAX Europe VII – B, L.P., St. Peter Port, GuernseyGBR.....	.NIA.....	ERGO Private Capital Dritte GmbH & Co. KG, Duesseldorf	Ownership.....	..0.100	Muenchener Rueckversicherung AG	
							APAX Europe VII – B, L.P., St. Peter Port, GuernseyGBR.....	.NIA.....	ERGO Private Capital Vierte GmbH & Co. KG, Duesseldorf	Ownership.....	..0.100	Muenchener Rueckversicherung AG	
							APEP Dachfonds GmbH & Co. KG, MuenchenDEU.....	.NIA.....	MR Beteiligungen 1. GmbH, Muenchen	Ownership.....	..6.100	Muenchener Rueckversicherung AG	
							APEP Dachfonds GmbH & Co. KG, MuenchenDEU.....	.NIA.....	ERGO Private Capital Leben GmbH & Co. KG, Duesseldorf	Ownership.....	..3.400	Muenchener Rueckversicherung AG	
							APEP Dachfonds GmbH & Co. KG, MuenchenDEU.....	.NIA.....	ERGO Private Capital Komposit GmbH & Co. KG, Duesseldorf	Ownership.....	..2.700	Muenchener Rueckversicherung AG	
							APEP Dachfonds GmbH & Co. KG, MuenchenDEU.....	.NIA.....	ERGO Previdenza S.p.A., Mailand	Ownership.....	..1.200	Muenchener Rueckversicherung AG	
							APEP Dachfonds GmbH & Co. KG, MuenchenDEU.....	.NIA.....	ERGO Private Capital Gesundheit GmbH & Co. KG, Duesseldorf	Ownership.....	..0.700	Muenchener Rueckversicherung AG	
							Apollo Hospital Enterprise Ltd., MumbaiIND.....	.NIA.....	Muenchener Rueckversicherung AG, Muenchen	Ownership.....	..1.800	Muenchener Rueckversicherung AG	
							Apollo Investment Fund VIII, L.P., New York City, New YorkUS.....	.NIA.....	ERGO Private Capital Gesundheit GmbH & Co. KG, Duesseldorf	Ownership.....	..4.100	Muenchener Rueckversicherung AG	
							Apollo Investment Fund VIII, L.P., New York City, New YorkUS.....	.NIA.....	ERGO Private Capital Komposit GmbH & Co. KG, Duesseldorf	Ownership.....	..2.000	Muenchener Rueckversicherung AG	
							Apollo Overseas Partners VII. L.P., DelawareUS.....	.NIA.....	MR Beteiligungen 1. GmbH, Muenchen	Ownership.....	..5.200	Muenchener Rueckversicherung AG	
							Ares Corporate Opportunities Fund III L.P., Los Angeles, CaliforniaUS.....	.NIA.....	MR Beteiligungen 1. GmbH, Muenchen	Ownership.....	..0.700	Muenchener Rueckversicherung AG	
							Ares Corporate Opportunities Fund III L.P., Los Angeles, CaliforniaUS.....	.NIA.....	ERGO Private Capital Gesundheit GmbH & Co. KG, Duesseldorf	Ownership.....	..0.500	Muenchener Rueckversicherung AG	
							Ares Corporate Opportunities Fund III L.P., Los Angeles, CaliforniaUS.....	.NIA.....	ERGO Private Capital Leben GmbH & Co. KG, Duesseldorf	Ownership.....	..0.400	Muenchener Rueckversicherung AG	
							Ares Corporate Opportunities Fund IV L.P., Los Angeles, CaliforniaUS.....	.NIA.....	ERGO Private Capital Gesundheit GmbH & Co. KG, Duesseldorf	Ownership.....	..0.900	Muenchener Rueckversicherung AG	
							Ares Corporate Opportunities Fund IV L.P., Los Angeles, CaliforniaUS.....	.NIA.....	ERGO Private Capital Komposit GmbH & Co. KG, Duesseldorf	Ownership.....	..0.400	Muenchener Rueckversicherung AG	
							Asia Property Fund II GmbH & Co. KG, MuenchenDEU.....	.NIA.....	Muenchener Rueckversicherung AG, Muenchen	Ownership.....	..5.900	Muenchener Rueckversicherung AG	
							Asia Real Estate Income Fund SICAV, LuxemburgLUX.....	.NIA.....	ERGO Lebensversicherung Aktiengesellschaft, Hamburg	Ownership.....	..9.900	Muenchener Rueckversicherung AG	
							Asia Real Estate Income Fund SICAV, LuxemburgLUX.....	.NIA.....	DKV Deutsche Krankenversicherung Aktiengesellschaft, Koeln	Ownership.....	..9.900	Muenchener Rueckversicherung AG	
							BAYERN TOURISMUS Marketing GmbH, MuenchenDEU.....	.NIA.....	EUROPÄISCHE Reiseversicherung Aktiengesellschaft, Muenchen	Ownership.....	..3.000	Muenchener Rueckversicherung AG	
							BC European Capital IX-1 L.P., LondonGBR.....	.NIA.....	ERGO Private Capital Gesundheit GmbH & Co. KG, Duesseldorf	Ownership.....	..0.300	Muenchener Rueckversicherung AG	
							BC European Capital IX-1 L.P., LondonGBR.....	.NIA.....	ERGO Private Capital Komposit GmbH & Co. KG, Duesseldorf	Ownership.....	..0.100	Muenchener Rueckversicherung AG	

SCHEDULE Y
PART 1A - DETAIL OF INSURANCE HOLDING COMPANY SYSTEM

1	2	3	4	5	6	7	8	9	10	11	12	13	14	15
Group Code	Group Name	NAIC Company Code	Federal ID Number	Federal RSSD	CIK	Name of Securities Exchange if Publicly Traded (U.S. or International)	Names of Parent, Subsidiaries Or Affiliates	Domi-ciliary Loca-tion	Relation-ship to Reporting Entity	Directly Controlled by (Name of Entity/Person)	Type of Control (Ownership, Board, Management, Attorney-in-Fact, Influence, Other)	If Control is Ownership Provide Percentage	Ultimate Controlling Entity(ies)/Person(s)	*
							Blackstone Capital partners VI L.P., Wilmington, Delaware	US	NIA	ERGO Private Capital Gesundheit GmbH & Co. KG, Duesseldorf	Ownership	0.200	Muenchener Rueckversicherung AG	
							Blackstone Capital partners VI L.P., Wilmington, Delaware	US	NIA	ERGO Private Capital Komposit GmbH & Co. KG, Duesseldorf	Ownership	0.000	Muenchener Rueckversicherung AG	
							Braemar Energy Ventures II, L.P., Dover, Delaware	US	NIA	MR RENT-Investment GmbH, Muenchen	Ownership	9.600	Muenchener Rueckversicherung AG	
							Braemar Energy Ventures III, L.P., Wilmington, Delaware	US	NIA	MR RENT-Investment GmbH, Muenchen	Ownership	8.900	Muenchener Rueckversicherung AG	
							Brookfield Timberlands Fund V, L.P., Wilmington	US	NIA	Silvanus Vermoegensverwaltungsges. mbH, Muenchen	Ownership	8.000	Muenchener Rueckversicherung AG	
							Capital Dynamics Champion Ventures VI, L.P., Woodside, California	US	NIA	MR Beteiligungen 1. GmbH, Muenchen	Ownership	14.500	Muenchener Rueckversicherung AG	
							Capital Dynamics Champion Ventures VI, L.P., Woodside, California	US	NIA	ERGO Private Capital Leben GmbH & Co. KG, Duesseldorf	Ownership	6.800	Muenchener Rueckversicherung AG	
							Capital Dynamics Champion Ventures VI, L.P., Woodside, California	US	NIA	ERGO Private Capital Komposit GmbH & Co. KG, Duesseldorf	Ownership	4.000	Muenchener Rueckversicherung AG	
							Capital Dynamics Champion Ventures VI, L.P., Woodside, California	US	NIA	ERGO Private Capital Gesundheit GmbH & Co. KG, Duesseldorf	Ownership	2.000	Muenchener Rueckversicherung AG	
							Collier International Partners Fund VI, L.P., London	GBR	NIA	ERGO Private Capital Gesundheit GmbH & Co. KG, Duesseldorf	Ownership	0.400	Muenchener Rueckversicherung AG	
							Collier International Partners Fund VI, L.P., London	GBR	NIA	ERGO Private Capital Komposit GmbH & Co. KG, Duesseldorf	Ownership	0.200	Muenchener Rueckversicherung AG	
							Crown Premium Private Equity Buyout SICAV, Luxemburg	LUX	NIA	ERGO Private Capital Dritte GmbH & Co. KG, Duesseldorf	Ownership	6.400	Muenchener Rueckversicherung AG	
							Crown Premium Private Equity Technology Ventures GmbH & Co. KG, Gruenwald	DEU	NIA	ERGO Private Capital Gesundheit GmbH & Co. KG, Duesseldorf	Ownership	10.000	Muenchener Rueckversicherung AG	
							CVC European Equity Partners V (A) L.P., George Town, Grand Cayman	CYM	NIA	MR Beteiligungen 1. GmbH, Muenchen	Ownership	0.600	Muenchener Rueckversicherung AG	
							CVC European Equity Partners V (A) L.P., George Town, Grand Cayman	CYM	NIA	ERGO Private Capital Leben GmbH & Co. KG, Duesseldorf	Ownership	0.500	Muenchener Rueckversicherung AG	
							CVC European Equity Partners V (A) L.P., George Town, Grand Cayman	CYM	NIA	ERGO Private Capital Gesundheit GmbH & Co. KG, Duesseldorf	Ownership	0.300	Muenchener Rueckversicherung AG	
							CVC European Equity Partners V (A) L.P., George Town, Grand Cayman	CYM	NIA	ERGO Private Capital Komposit GmbH & Co. KG, Duesseldorf	Ownership	0.100	Muenchener Rueckversicherung AG	
							Deutsche Touring GmbH, Frankfurt/Main	DEU	NIA	EUROPAeISCHE Reiseversicherung Aktiengesellschaft, Muenchen	Ownership	17.200	Muenchener Rueckversicherung AG	
							DII GmbH, Muenchen	DEU	NIA	Muenchener Rueckversicherung AG, Muenchen	Ownership	5.000	Muenchener Rueckversicherung AG	
							EIG Energy Fund XIV (Cayman) L.P., George Town, Grand Cayman	CYM	NIA	ERGO Private Capital Leben GmbH & Co. KG, Duesseldorf	Ownership	5.200	Muenchener Rueckversicherung AG	
							Element Partners II, L.P., Wilmington, Delaware	US	NIA	MR RENT-Investment GmbH, Muenchen	Ownership	4.200	Muenchener Rueckversicherung AG	
							Energy Investors XV (Scotland) L.P., Washington, D.C.	US	NIA	ERGO Private Capital Gesundheit GmbH & Co. KG, Duesseldorf	Ownership	9.400	Muenchener Rueckversicherung AG	
							Energy Investors XV (Scotland) L.P., Washington, D.C.	US	NIA	ERGO Private Capital Komposit GmbH & Co. KG, Duesseldorf	Ownership	5.700	Muenchener Rueckversicherung AG	
							Extremus Versicherungs-Aktiengesellschaft, Koeln	DEU	IA	Muenchener Rueckversicherung AG, Muenchen	Ownership	16.000	Muenchener Rueckversicherung AG	
							FIA Timber Partners II L.P., Wilmington, Delaware	US	NIA	Silvanus Vermoegensverwaltungsges. mbH, Muenchen	Ownership	39.100	Muenchener Rueckversicherung AG	

SCHEDULE Y
PART 1A - DETAIL OF INSURANCE HOLDING COMPANY SYSTEM

1	2	3	4	5	6	7	8	9	10	11	12	13	14	15
Group Code	Group Name	NAIC Company Code	Federal ID Number	Federal RSSD	CIK	Name of Securities Exchange if Publicly Traded (U.S. or International)	Names of Parent, Subsidiaries Or Affiliates	Domi-ciliary Loca-tion	Relation-ship to Reporting Entity	Directly Controlled by (Name of Entity/Person)	Type of Control (Ownership, Board, Management, Attorney-in-Fact, Influence, Other)	If Control is Ownership Provide Percentage	Ultimate Controlling Entity(ies)/Person(s)	*
							Francisco Partners III L.P., San Francisco, California	US	NIA	ERGO Private Capital Gesundheit GmbH & Co. KG, Duesseldorf	Ownership	1.000	Muenchener Rueckversicherung AG	
							Francisco Partners III L.P., San Francisco, California	US	NIA	ERGO Private Capital Komposit GmbH & Co. KG, Duesseldorf	Ownership	0.500	Muenchener Rueckversicherung AG	
							GDV Dienstleistungs-GmbH & Co. KG, Hamburg	DEU	NIA	ERGO Versicherung Aktiengesellschaft, Duesseldorf	Ownership	3.800	Muenchener Rueckversicherung AG	
							Global Infrastructure Partners - C L.P., St. Peter Port, Guernsey	GBR	NIA	ERGO Private Capital Gesundheit GmbH & Co. KG, Duesseldorf	Ownership	0.700	Muenchener Rueckversicherung AG	
							Global Infrastructure Partners - C L.P., St. Peter Port, Guernsey	GBR	NIA	ERGO Private Capital Leben GmbH & Co. KG, Duesseldorf	Ownership	0.300	Muenchener Rueckversicherung AG	
							Green Triangle Forest Trust, Sydney	AUS	NIA	Silvanus Vermoegensverwaltungsges. mbH, Muenchen	Ownership	18.800	Muenchener Rueckversicherung AG	
							Greenspring Global Partners IV-B, L.P., Owings Mills, Maryland	US	NIA	MR Beteiligungen 1. GmbH, Muenchen	Ownership	5.000	Muenchener Rueckversicherung AG	
							Greenspring Global Partners IV-B, L.P., Owings Mills, Maryland	US	NIA	ERGO Private Capital Leben GmbH & Co. KG, Duesseldorf	Ownership	2.400	Muenchener Rueckversicherung AG	
							Greenspring Global Partners IV-B, L.P., Owings Mills, Maryland	US	NIA	ERGO Private Capital Komposit GmbH & Co. KG, Duesseldorf	Ownership	1.400	Muenchener Rueckversicherung AG	
							Greenspring Global Partners IV-B, L.P., Owings Mills, Maryland	US	NIA	ERGO Private Capital Gesundheit GmbH & Co. KG, Duesseldorf	Ownership	0.600	Muenchener Rueckversicherung AG	
							Greenspring Global Partners V-B, L.P., Owings Mills, Maryland	US	NIA	ERGO Private Capital Gesundheit GmbH & Co. KG, Duesseldorf	Ownership	7.500	Muenchener Rueckversicherung AG	
							Greenspring Global Partners V-B, L.P., Owings Mills, Maryland	US	NIA	ERGO Private Capital Komposit GmbH & Co. KG, Duesseldorf	Ownership	3.800	Muenchener Rueckversicherung AG	
							Grosvenor Vega China Retail Fund, L.P., George Town, Grand Cayman	CYM	NIA	VICTORIA Asien Immobilienbeteiligungs GmbH & Co. KG, Muenchen	Ownership	10.000	Muenchener Rueckversicherung AG	
							Hancock Timberland XII LP, Wilmington, Delaware	US	NIA	Silvanus Vermoegensverwaltungsges. mbH, Muenchen	Ownership	15.200	Muenchener Rueckversicherung AG	
							Hines India Fund LP, Houston, Texas	US	NIA	MR Beteiligungen 19. GmbH, Muenchen	Ownership	11.800	Muenchener Rueckversicherung AG	
							Hines Pan-European Core Fund FCP-FIS, Luxemburg	LUX	NIA	IDEENKAPITAL Metropolen Europa GmbH & Co. KG, Duesseldorf	Ownership	20.800	Muenchener Rueckversicherung AG	
							HRJ Capital Global Buy-Out III (U.S.), L.P., Woodside, California	US	NIA	MR Beteiligungen 1. GmbH, Muenchen	Ownership	27.700	Muenchener Rueckversicherung AG	
							HRJ Capital Global Buy-Out III (U.S.), L.P., Woodside, California	US	NIA	ERGO Private Capital Leben GmbH & Co. KG, Duesseldorf	Ownership	9.200	Muenchener Rueckversicherung AG	
							HRJ Capital Global Buy-Out III (U.S.), L.P., Woodside, California	US	NIA	ERGO Private Capital Gesundheit GmbH & Co. KG, Duesseldorf	Ownership	4.000	Muenchener Rueckversicherung AG	
							HRJ Capital Global Buy-Out III (U.S.), L.P., Woodside, California	US	NIA	ERGO Private Capital Komposit GmbH & Co. KG, Duesseldorf	Ownership	4.000	Muenchener Rueckversicherung AG	
							IK Australia Property Eins GmbH & Co. KG, Hamburg	DEU	NIA	IK Premium Fonds GmbH & Co. KG, Duesseldorf	Ownership	10.600	Muenchener Rueckversicherung AG	
							IK Australia Property Eins GmbH & Co. KG, Hamburg	DEU	NIA	IK FE Fonds Management GmbH, Duesseldorf	Ownership	0.000	Muenchener Rueckversicherung AG	
							IK Australia Property Eins GmbH & Co. KG, Hamburg	DEU	NIA	IK Property Treuhand GmbH, Duesseldorf	Ownership	0.000	Muenchener Rueckversicherung AG	
							IK Objekt Bensheim Immobilienfonds GmbH & Co. KG, Duesseldorf	DEU	NIA	IK Premium Fonds GmbH & Co. KG, Duesseldorf	Ownership	16.200	Muenchener Rueckversicherung AG	
							IK Objekt Bensheim Immobilienfonds GmbH & Co. KG, Duesseldorf	DEU	NIA	IK FE Fonds Management GmbH, Duesseldorf	Ownership	0.100	Muenchener Rueckversicherung AG	
							IK US PORTFOLIO INVEST Drei GmbH & Co. KG, Duesseldorf	DEU	NIA	IK Property Treuhand GmbH, Duesseldorf	Ownership	0.000	Muenchener Rueckversicherung AG	

SCHEDULE Y
PART 1A - DETAIL OF INSURANCE HOLDING COMPANY SYSTEM

1	2	3	4	5	6	7	8	9	10	11	12	13	14	15
Group Code	Group Name	NAIC Company Code	Federal ID Number	Federal RSSD	CIK	Name of Securities Exchange if Publicly Traded (U.S. or International)	Names of Parent, Subsidiaries Or Affiliates	Domi-ciliary Loca-tion	Relation-ship to Reporting Entity	Directly Controlled by (Name of Entity/Person)	Type of Control (Ownership, Board, Management, Attorney-in-Fact, Influence, Other)	If Control is Ownership Provide Percentage	Ultimate Controlling Entity(ies)/Person(s)	*
							IK US PORTFOLIO INVEST Drei GmbH & Co. KG, Duesseldorf	..DEU	..NIA	IK US Portfolio Invest DREI Verwaltungs-GmbH, Duesseldorf	Ownership.....	..0.000	Muenchener Rueckversicherung AG	
							IK US Portfolio Invest GmbH & Co. KG, Duesseldorf	..DEU	..NIA	Ideenkapital Treuhand US Real Estate eins GmbH, Duesseldorf	Ownership.....	..0.000	Muenchener Rueckversicherung AG	
							IK US Portfolio Invest GmbH & Co. KG, Duesseldorf	..DEU	..NIA	IK US Portfolio Invest Verwaltungs-GmbH, Duesseldorf	Ownership.....	..0.000	Muenchener Rueckversicherung AG	
							IK US Portfolio Invest ZWEI GmbH & Co. KG, Duesseldorf	..DEU	..NIA	Ideenkapital Treuhand US Real Estate eins GmbH, Duesseldorf	Ownership.....	..0.000	Muenchener Rueckversicherung AG	
							IK US Portfolio Invest ZWEI GmbH & Co. KG, Duesseldorf	..DEU	..NIA	IK US Portfolio Invest ZWEI Verwaltungs-GmbH, Duesseldorf	Ownership.....	..0.000	Muenchener Rueckversicherung AG	
							IMH Venture Capital Berlin GmbH, Berlin	..DEU	..NIA	ERGO Private Capital Komposit GmbH & Co. KG, Duesseldorf	Ownership.....	..16.600	Muenchener Rueckversicherung AG	
							IMH Venture Capital Berlin GmbH, Berlin	..DEU	..NIA	ERGO Private Capital Leben GmbH & Co. KG, Duesseldorf	Ownership.....	..3.200	Muenchener Rueckversicherung AG	
							Index Ventures Growth II (Jersey), L.P., St. Helier, Jersey, Channel Islands	..GBR	..NIA	ERGO Private Capital Gesundheit GmbH & Co. KG, Duesseldorf	Ownership.....	..3.600	Muenchener Rueckversicherung AG	
							Index Ventures Growth II (Jersey), L.P., St. Helier, Jersey, Channel Islands	..GBR	..NIA	ERGO Private Capital Komposit GmbH & Co. KG, Duesseldorf	Ownership.....	..1.300	Muenchener Rueckversicherung AG	
							IRIS Capital Fund FCPR, Paris	..FRA	..NIA	IRIS Capital Fund II German Investors GmbH & Co. KG, Duesseldorf	Ownership.....	..19.800	Muenchener Rueckversicherung AG	
							JSC Ukrainian Transport Insurance Company, Kiev	..UKR	..IA	ERGO Insurance SE, Tallinn	Ownership.....	..1.300	Muenchener Rueckversicherung AG	
							JSC Ukrainian Transport Insurance Company, Kiev	..UKR	..IA	ERGO International Aktiengesellschaft, Duesseldorf	Ownership.....	..1.300	Muenchener Rueckversicherung AG	
							K & P Objekt Muenchen Hufelandstrasse Immobilienfonds GmbH & Co. KG, Duesseldorf	..DEU	..NIA	IK FE Fonds Management GmbH, Duesseldorf	Ownership.....	..0.000	Muenchener Rueckversicherung AG	
							Kapitalbeteiligungsgesellschaft der Deutschen Versicherungswirtschaft, Duesseldorf	..DEU	..NIA	Muenchener Rueckversicherung AG, Muenchen	Ownership.....	..3.000	Muenchener Rueckversicherung AG	
							KKR Global Infrastructure Investors L.P., Grand Cayman	..CYM	..NIA	MR Infrastructure Investment GmbH, Gruenwald	Ownership.....	..4.100	Muenchener Rueckversicherung AG	
							KKR Global Infrastructure Investors L.P., Grand Cayman	..CYM	..NIA	ERGO Private Capital Gesundheit GmbH & Co. KG, Duesseldorf	Ownership.....	..1.200	Muenchener Rueckversicherung AG	
							KKR Global Infrastructure Investors L.P., Grand Cayman	..CYM	..NIA	ERGO Private Capital Komposit GmbH & Co. KG, Duesseldorf	Ownership.....	..0.600	Muenchener Rueckversicherung AG	
							Lexington Capital Partners VII, L.P., Wilmington, Delaware	..US	..NIA	MR Beteiligungen 1. GmbH, Muenchen	Ownership.....	..0.500	Muenchener Rueckversicherung AG	
							Lexington Capital Partners VII, L.P., Wilmington, Delaware	..US	..NIA	ERGO Private Capital Gesundheit GmbH & Co. KG, Duesseldorf	Ownership.....	..0.400	Muenchener Rueckversicherung AG	
							Lexington Capital Partners VII, L.P., Wilmington, Delaware	..US	..NIA	ERGO Private Capital Komposit GmbH & Co. KG, Duesseldorf	Ownership.....	..0.100	Muenchener Rueckversicherung AG	
							Lightspeed Venture Partners VI L.P., Delaware	..CYM	..NIA	ERGO Private Capital Gesundheit GmbH & Co. KG, Duesseldorf	Ownership.....	..0.900	Muenchener Rueckversicherung AG	
							M 31 Beteiligungsgesellschaft mbH & Co. Energie KG, Duesseldorf	..DEU	..NIA	MR RENT-Investment GmbH, Muenchen	Ownership.....	..11.500	Muenchener Rueckversicherung AG	
							M 31 Beteiligungsgesellschaft mbH & Co. Energie KG, Duesseldorf	..DEU	..NIA	ERGO Private Capital Gesundheit GmbH & Co. KG, Duesseldorf	Ownership.....	..5.000	Muenchener Rueckversicherung AG	
							M 31 Beteiligungsgesellschaft mbH & Co. Energie KG, Duesseldorf	..DEU	..NIA	ERGO Private Capital Komposit GmbH & Co. KG, Duesseldorf	Ownership.....	..2.100	Muenchener Rueckversicherung AG	
							m:solarPOWER GmbH & Co. KG, Nuernberg	..DEU	..NIA	welivit New Energy GmbH, Fuerth	Other.....	..0.000	Muenchener Rueckversicherung AG	

SCHEDULE Y
PART 1A - DETAIL OF INSURANCE HOLDING COMPANY SYSTEM

1	2	3	4	5	6	7	8	9	10	11	12	13	14	15
Group Code	Group Name	NAIC Company Code	Federal ID Number	Federal RSSD	CIK	Name of Securities Exchange if Publicly Traded (U.S. or International)	Names of Parent, Subsidiaries Or Affiliates	Domi-ciliary Loca-tion	Relation-ship to Reporting Entity	Directly Controlled by (Name of Entity/Person)	Type of Control (Ownership, Board, Management, Attorney-in-Fact, Influence, Other)	If Control is Ownership Provide Percentage	Ultimate Controlling Entity(ies)/Person(s)	*
							Macquarie European Infrastructure Fund 4 L.P., London	.GBR	.NIA	MR Infrastructure Investment GmbH, Gruenwald	Ownership.....	..0.900	Muenchener Rueckversicherung AG	
							Macquarie European Infrastructure Fund 4 L.P., London	.GBR	.NIA	ERGO Private Capital Gesundheit GmbH & Co. KG, Duesseldorf	Ownership.....	..0.600	Muenchener Rueckversicherung AG	
							Macquarie European Infrastructure Fund 4 L.P., London	.GBR	.NIA	ERGO Private Capital Komposit GmbH & Co. KG, Duesseldorf	Ownership.....	..0.300	Muenchener Rueckversicherung AG	
							MEAG Center House S.A., Brussel	.BEL	.NIA	MEAG MUNICH ERGO AssetManagement GmbH, Muenchen	Ownership.....	..0.000	Muenchener Rueckversicherung AG	
							Mediastream Dritte Film GmbH & Co. Beteiligungs KG, Gruenwald	.DEU	.NIA	IK Premium Fonds zwei GmbH & Co. KG, Duesseldorf	Ownership.....	..0.000	Muenchener Rueckversicherung AG	
							Mediastream Film GmbH & Co. Productions KG, Gruenwald	.DEU	.NIA	Ideenkapital Media Treuhand GmbH, Duesseldorf	Ownership.....	..19.100	Muenchener Rueckversicherung AG	
							Mediastream Vierte Film GmbH & Co. Vermarktungs KG, Gruenwald	.DEU	.NIA	IK Premium Fonds zwei GmbH & Co. KG, Duesseldorf	Ownership.....	..5.300	Muenchener Rueckversicherung AG	
							Mediastream Vierte Film GmbH & Co. Vermarktungs KG, Gruenwald	.DEU	.NIA	IDEENKAPITAL Media Finance GmbH, Duesseldorf	Ownership.....	..0.900	Muenchener Rueckversicherung AG	
							Mediastream Zweite Film GmbH & Co. Productions KG, Gruenwald	.DEU	.NIA	Ideenkapital Media Treuhand GmbH, Duesseldorf	Ownership.....	..0.000	Muenchener Rueckversicherung AG	
							Morgan Stanley Infrastructure German Investors, L.P., George Town, Grand Cayman	.CYM	.NIA	ERGO Private Capital Leben GmbH & Co. KG, Duesseldorf	Ownership.....	..19.900	Muenchener Rueckversicherung AG	
							MPM BioVentures GmbH & Co. Parallel-Beteiligungs KG, Muenchen	.DEU	.NIA	ERGO Private Capital Gesundheit GmbH & Co. KG, Duesseldorf	Ownership.....	..1.400	Muenchener Rueckversicherung AG	
							MVP Fund II GmbH & Co. KG, Gruenwald	.DEU	.NIA	MR RENT-Investment GmbH, Muenchen	Ownership.....	..20.000	Muenchener Rueckversicherung AG	
							New Enterprise Associates 13, L.P., George Town, Grand Cayman	.CYM	.NIA	MR Beteiligungen 1. GmbH, Muenchen	Ownership.....	..0.800	Muenchener Rueckversicherung AG	
							New Enterprise Associates 13, L.P., George Town, Grand Cayman	.CYM	.NIA	ERGO Private Capital Gesundheit GmbH & Co. KG, Duesseldorf	Ownership.....	..0.500	Muenchener Rueckversicherung AG	
							New Enterprise Associates 13, L.P., George Town, Grand Cayman	.CYM	.NIA	ERGO Private Capital Komposit GmbH & Co. KG, Duesseldorf	Ownership.....	..0.300	Muenchener Rueckversicherung AG	
							Oaktree Opportunities Fund VIII L.P., Los Angeles, California	.US	.NIA	ERGO Private Capital Gesundheit GmbH & Co. KG, Duesseldorf	Ownership.....	..0.700	Muenchener Rueckversicherung AG	
							Oaktree Opportunities Fund VIII L.P., Los Angeles, California	.US	.NIA	ERGO Private Capital Komposit GmbH & Co. KG, Duesseldorf	Ownership.....	..0.400	Muenchener Rueckversicherung AG	
							Odewald & Compagnie GmbH & Co. Dritte Beteiligungsgesellschaft fuer Vermoegensanlagen KG, Berlin	.DEU	.NIA	ERGO Private Capital Dritte GmbH & Co. KG, Duesseldorf	Ownership.....	..2.000	Muenchener Rueckversicherung AG	
							Odewald & Compagnie GmbH & Co. Dritte Beteiligungsgesellschaft fuer Vermoegensanlagen KG, Berlin	.DEU	.NIA	MR Beteiligungen 1. GmbH, Muenchen	Ownership.....	..2.000	Muenchener Rueckversicherung AG	
							Odewald & Compagnie GmbH & Co. Dritte Beteiligungsgesellschaft fuer Vermoegensanlagen KG, Berlin	.DEU	.NIA	ERGO Private Capital Vierte GmbH & Co. KG, Duesseldorf	Ownership.....	..1.000	Muenchener Rueckversicherung AG	
							Odewald & Compagnie GmbH & Co. Dritte Beteiligungsgesellschaft fuer Vermoegensanlagen KG, Berlin	.DEU	.NIA	ERGO Private Capital Zweite GmbH & Co. KG, Duesseldorf	Ownership.....	..1.000	Muenchener Rueckversicherung AG	
							Odewald & Compagnie GmbH & Co. KG fuer Vermoegensanlagen in Portfoliounternehmen, Berlin	.DEU	.NIA	ERGO Private Capital Komposit GmbH & Co. KG, Duesseldorf	Ownership.....	..3.000	Muenchener Rueckversicherung AG	

SCHEDULE Y
PART 1A - DETAIL OF INSURANCE HOLDING COMPANY SYSTEM

1	2	3	4	5	6	7	8	9	10	11	12	13	14	15
Group Code	Group Name	NAIC Company Code	Federal ID Number	Federal RSSD	CIK	Name of Securities Exchange if Publicly Traded (U.S. or International)	Names of Parent, Subsidiaries Or Affiliates	Domi-ciliary Loca-tion	Relation-ship to Reporting Entity	Directly Controlled by (Name of Entity/Person)	Type of Control (Ownership, Board, Management, Attorney-in-Fact, Influence, Other)	If Control is Ownership Provide Percentage	Ultimate Controlling Entity(ies)/Person(s)	*
							Odewald & Compagnie GmbH & Co. KG fuer Vermoegensanlagen in Portfoliounternehmen, Berlin	DEU	NIA	ERGO Private Capital Leben GmbH & Co. KG, Duesseldorf	Ownership	3.000	Muenchener Rueckversicherung AG	
							Odewald & Compagnie GmbH & Co. KG fuer Vermoegensanlagen in Portfoliounternehmen, Berlin	DEU	NIA	ERGO Private Capital Gesundheit GmbH & Co. KG, Duesseldorf	Ownership	2.300	Muenchener Rueckversicherung AG	
							ORM Timber Fund III (Foreign) LLC, Wilmington, Delaware	US	NIA	Silvanus Vermoegensverwaltungsges. mbH, Muenchen	Ownership	39.100	Muenchener Rueckversicherung AG	
							Oesterreichische Volksbanken-AG, Wien	AUT	NIA	ERGO Versicherungsgruppe AG, Duesseldorf	Ownership	0.900	Muenchener Rueckversicherung AG	
							Oesterreichische Volksbanken-AG, Wien	AUT	NIA	ERGO Versicherung Aktiengesellschaft, Duesseldorf	Ownership	0.700	Muenchener Rueckversicherung AG	
							PAI Europe V – 1 FCPR, St. Peter Port, Guernsey	GBR	NIA	MR Beteiligungen 1. GmbH, Muenchen	Ownership	1.400	Muenchener Rueckversicherung AG	
							PAI Europe V – 1 FCPR, St. Peter Port, Guernsey	GBR	NIA	ERGO Private Capital Zweite GmbH & Co. KG, Duesseldorf	Ownership	0.800	Muenchener Rueckversicherung AG	
							PAI Europe V – 1 FCPR, St. Peter Port, Guernsey	GBR	NIA	ERGO Private Capital Dritte GmbH & Co. KG, Duesseldorf	Ownership	0.400	Muenchener Rueckversicherung AG	
							PAI Europe V – 1 FCPR, St. Peter Port, Guernsey	GBR	NIA	ERGO Private Capital Vierte GmbH & Co. KG, Duesseldorf	Ownership	0.200	Muenchener Rueckversicherung AG	
							PAI Europe V – 1 L.P., St. Peter Port, Guernsey	GBR	NIA	MR Beteiligungen 1. GmbH, Muenchen	Ownership	0.800	Muenchener Rueckversicherung AG	
							PAI Europe V – 1 L.P., St. Peter Port, Guernsey	GBR	NIA	ERGO Private Capital Leben GmbH & Co. KG, Duesseldorf	Ownership	0.500	Muenchener Rueckversicherung AG	
							PAI Europe V – 1 L.P., St. Peter Port, Guernsey	GBR	NIA	ERGO Private Capital Gesundheit GmbH & Co. KG, Duesseldorf	Ownership	0.200	Muenchener Rueckversicherung AG	
							PAI Europe V – 1 L.P., St. Peter Port, Guernsey	GBR	NIA	ERGO Private Capital Komposit GmbH & Co. KG, Duesseldorf	Ownership	0.100	Muenchener Rueckversicherung AG	
							Pantheon Asia Fund V L.P., St. Peter Port, Guernsey	GBR	NIA	MR Beteiligungen 1. GmbH, Muenchen	Ownership	3.700	Muenchener Rueckversicherung AG	
							Pantheon Asia Fund V L.P., St. Peter Port, Guernsey	GBR	NIA	ERGO Private Capital Leben GmbH & Co. KG, Duesseldorf	Ownership	1.900	Muenchener Rueckversicherung AG	
							Pantheon Asia Fund V L.P., St. Peter Port, Guernsey	GBR	NIA	ERGO Private Capital Gesundheit GmbH & Co. KG, Duesseldorf	Ownership	1.200	Muenchener Rueckversicherung AG	
							Pantheon Asia Fund V L.P., St. Peter Port, Guernsey	GBR	NIA	ERGO Private Capital Komposit GmbH & Co. KG, Duesseldorf	Ownership	0.600	Muenchener Rueckversicherung AG	
							Pantheon Asia Fund VI, L.P., San Francisco, California	US	NIA	ERGO Private Capital Gesundheit GmbH & Co. KG, Duesseldorf	Ownership	3.100	Muenchener Rueckversicherung AG	
							Pantheon Asia Fund VI, L.P., San Francisco, California	US	NIA	ERGO Private Capital Komposit GmbH & Co. KG, Duesseldorf	Ownership	1.500	Muenchener Rueckversicherung AG	
							Park Square Capital Partners II L.P., St. Peter Port, Guernsey	GBR	NIA	ERGO Private Capital Gesundheit GmbH & Co. KG, Duesseldorf	Ownership	3.000	Muenchener Rueckversicherung AG	
							Park Square Capital Partners II L.P., St. Peter Port, Guernsey	GBR	NIA	ERGO Private Capital Komposit GmbH & Co. KG, Duesseldorf	Ownership	1.500	Muenchener Rueckversicherung AG	
							PICC Health Insurance Company Limited, Beijing	CHN	IA	DKV Deutsche Krankenversicherung Aktiengesellschaft, Koeln	Ownership	4.100	Muenchener Rueckversicherung AG	
							PLATINIA world wide equity Erste Beteiligungs-GmbH & Co. KG, Gruenwald	DEU	NIA	IK Premium Fonds GmbH & Co. KG, Duesseldorf	Ownership	0.400	Muenchener Rueckversicherung AG	
							PLATINIA world wide equity Erste Beteiligungs-GmbH & Co. KG, Gruenwald	DEU	NIA	Mediastream Consulting GmbH, Gruenwald	Ownership	0.000	Muenchener Rueckversicherung AG	

SCHEDULE Y
PART 1A - DETAIL OF INSURANCE HOLDING COMPANY SYSTEM

1	2	3	4	5	6	7	8	9	10	11	12	13	14	15
Group Code	Group Name	NAIC Company Code	Federal ID Number	Federal RSSD	CIK	Name of Securities Exchange if Publicly Traded (U.S. or International)	Names of Parent, Subsidiaries Or Affiliates	Domi-ciliary Loca-tion	Relation-ship to Reporting Entity	Directly Controlled by (Name of Entity/Person)	Type of Control (Ownership, Board, Management, Attorney-in-Fact, Influence, Other)	If Control is Ownership Provide Percentage	Ultimate Controlling Entity(ies)/Person(s)	*
							PRORENDITA DREI GmbH & Co. KG, Hamburg	.DEU	.NIA	IDEENKAPITAL PRORENDITA EINS Treuhandgesellschaft mbH, Duesseldorf	Ownership	..0.000	Muenchener Rueckversicherung AG	
							PRORENDITA EINS GmbH & Co. KG, Hamburg	.DEU	.NIA	IK Premium Fonds zwei GmbH & Co. KG, Duesseldorf	Ownership	..0.000	Muenchener Rueckversicherung AG	
							PRORENDITA EINS GmbH & Co. KG, Hamburg	.DEU	.NIA	IDEENKAPITAL PRORENDITA EINS Treuhandgesellschaft mbH, Duesseldorf	Ownership	..0.000	Muenchener Rueckversicherung AG	
							PRORENDITA Fuenf GmbH & Co. KG, Hamburg	.DEU	.NIA	IK Premium Fonds zwei GmbH & Co. KG, Duesseldorf	Ownership	..0.000	Muenchener Rueckversicherung AG	
							PRORENDITA Fuenf GmbH & Co. KG, Hamburg	.DEU	.NIA	IDEENKAPITAL PRORENDITA EINS Treuhandgesellschaft mbH, Duesseldorf	Ownership	..0.000	Muenchener Rueckversicherung AG	
							PRORENDITA VIER GmbH & Co. KG, Hamburg	.DEU	.NIA	IDEENKAPITAL PRORENDITA EINS Treuhandgesellschaft mbH, Duesseldorf	Ownership	..0.000	Muenchener Rueckversicherung AG	
							PRORENDITA Zwei GmbH & Co. KG, Hamburg	.DEU	.NIA	IDEENKAPITAL PRORENDITA EINS Treuhandgesellschaft mbH, Duesseldorf	Ownership	..0.000	Muenchener Rueckversicherung AG	
							Protektor Lebensversicherungs-AG, Berlin	.DEU	.IA	ERGO Lebensversicherung Aktiengesellschaft, Hamburg	Ownership	..5.900	Muenchener Rueckversicherung AG	
							Protektor Lebensversicherungs-AG, Berlin	.DEU	.IA	VICTORIA Lebensversicherung Aktiengesellschaft, Duesseldorf	Ownership	..4.300	Muenchener Rueckversicherung AG	
							Protektor Lebensversicherungs-AG, Berlin	.DEU	.IA	ERGO DIREKT Lebensversicherung AG, Fuerth	Ownership	..0.500	Muenchener Rueckversicherung AG	
							Protektor Lebensversicherungs-AG, Berlin	.DEU	.IA	Vorsorge Lebensversicherung Aktiengesellschaft, Duesseldorf	Ownership	..0.000	Muenchener Rueckversicherung AG	
							RMS Forest Growth International, L.P., Grand Cayman, Cayman Islands	.CYM	.NIA	Silvanus Vermoegensverwaltungsges. mbH, Muenchen	Ownership	..43.500	Muenchener Rueckversicherung AG	
							Saudi Enaya Cooperative Insurance Company, Jeddah	.SAU	.IA	Muenchener Rueckversicherung AG, Muenchen	Ownership	..15.000	Muenchener Rueckversicherung AG	
							Siemens Global Innovation Partners I GmbH & Co. KG, Muenchen	.DEU	.NIA	MR Beteiligungen 1. GmbH, Muenchen	Ownership	..10.000	Muenchener Rueckversicherung AG	
							Siemens Global Innovation Partners I GmbH & Co. KG, Muenchen	.DEU	.NIA	ERGO Private Capital Leben GmbH & Co. KG, Duesseldorf	Ownership	..5.000	Muenchener Rueckversicherung AG	
							Siemens Global Innovation Partners I GmbH & Co. KG, Muenchen	.DEU	.NIA	ERGO Private Capital Komposit GmbH & Co. KG, Duesseldorf	Ownership	..3.400	Muenchener Rueckversicherung AG	
							Siemens Global Innovation Partners I GmbH & Co. KG, Muenchen	.DEU	.NIA	ERGO Private Capital Gesundheit GmbH & Co. KG, Duesseldorf	Ownership	..1.500	Muenchener Rueckversicherung AG	
							Solarpark 1000 Jahre Fuerth GmbH & Co. KG, Fuerth	.DEU	.NIA	welivit GmbH, Nuernberg	Ownership	..0.900	Muenchener Rueckversicherung AG	
							Solarpark 1000 Jahre Fuerth GmbH & Co. KG, Fuerth	.DEU	.NIA	welivit New Energy GmbH, Fuerth	Other	..0.000	Muenchener Rueckversicherung AG	
							The Founders Fund IV, L.P., San Francisco, California	.US	.NIA	ERGO Private Capital Gesundheit GmbH & Co. KG, Duesseldorf	Ownership	..2.500	Muenchener Rueckversicherung AG	
							The Founders Fund IV, L.P., San Francisco, California	.US	.NIA	ERGO Private Capital Komposit GmbH & Co. KG, Duesseldorf	Ownership	..1.700	Muenchener Rueckversicherung AG	
							The Global Life Science Ventures Fonds II GmbH & Co. KG, Muenchen	.DEU	.NIA	ERGO Private Capital Gesundheit GmbH & Co. KG, Duesseldorf	Ownership	..7.400	Muenchener Rueckversicherung AG	
							TMW Asia Property Fund I GmbH & Co. KG, Muenchen	.DEU	.NIA	ERGO Lebensversicherung Aktiengesellschaft, Hamburg	Ownership	..6.400	Muenchener Rueckversicherung AG	
							TowerBrook Investors III, L.P., George Town, Grand Cayman	.CYM	.NIA	MR Beteiligungen 1. GmbH, Muenchen	Ownership	..1.300	Muenchener Rueckversicherung AG	
							TowerBrook Investors III, L.P., George Town, Grand Cayman	.CYM	.NIA	ERGO Private Capital Leben GmbH & Co. KG, Duesseldorf	Ownership	..0.400	Muenchener Rueckversicherung AG	

SCHEDULE Y
PART 1A - DETAIL OF INSURANCE HOLDING COMPANY SYSTEM

1	2	3	4	5	6	7	8	9	10	11	12	13	14	15
Group Code	Group Name	NAIC Company Code	Federal ID Number	Federal RSSD	CIK	Name of Securities Exchange if Publicly Traded (U.S. or International)	Names of Parent, Subsidiaries Or Affiliates	Domi-ciliary Loca-tion	Relation-ship to Reporting Entity	Directly Controlled by (Name of Entity/Person)	Type of Control (Ownership, Board, Management, Attorney-in-Fact, Influence, Other)	If Control is Ownership Provide Percentage	Ultimate Controlling Entity(ies)/Person(s)	*
							TowerBrook Investors III, L.P., George Town, Grand Cayman	..CYM...	..NIA...	ERGO Private Capital Gesundheit GmbH & Co. KG, Duesseldorf	Ownership.....	..0.200	Muenchener Rueckversicherung AG	
							TowerBrook Investors III, L.P., George Town, Grand Cayman	..CYM...	..NIA...	ERGO Private Capital Komposit GmbH & Co. KG, Duesseldorf	Ownership.....	..0.200	Muenchener Rueckversicherung AG	
							TPG Alternative and Renewable Technologies Partners, L.P., Wilmington	..US...	..NIA...	MR RENT-Investment GmbH, Muenchen	Ownership.....	..14.000	Muenchener Rueckversicherung AG	
							U.S. Property Fund V GmbH & Co. KG, Muenchen	..DEU...	..NIA...	ERGO Lebensversicherung Aktiengesellschaft, Hamburg	Ownership.....	..5.800	Muenchener Rueckversicherung AG	
							U.S. Property Fund V GmbH & Co. KG, Muenchen	..DEU...	..NIA...	MR Beteiligungen 19. GmbH, Muenchen	Ownership.....	..4.700	Muenchener Rueckversicherung AG	
							Umspannwerk Hellberge GmbH & Co. KG, Treunbrietzen	..DEU...	..NIA...	Windpark MR-B GmbH & Co. KG, Bremen	Ownership.....	..6.900	Muenchener Rueckversicherung AG	
							US Property Fund III GmbH & Co. KG, Muenchen	..DEU...	..NIA...	VICTORIA Lebensversicherung Aktiengesellschaft, Duesseldorf	Ownership.....	..9.200	Muenchener Rueckversicherung AG	
							US Property Fund III GmbH & Co. KG, Muenchen	..DEU...	..NIA...	ERGO Lebensversicherung Aktiengesellschaft, Hamburg	Ownership.....	..8.300	Muenchener Rueckversicherung AG	
							VICTORIA Immobilien-Fonds Objekt Leipzig KG (Kommanditist), Duesseldorf	..DEU...	..NIA...	MEAG MUNICH ERGO AssetManagement GmbH, Muenchen	Ownership.....	..0.200	Muenchener Rueckversicherung AG	
							welivit TOP SOLAR GmbH & Co. KG, Nuernberg	..DEU...	..NIA...	welivit New Energy GmbH, Fuerth	Other.....	..0.000	Muenchener Rueckversicherung AG	
										Sopockie Towarzystwo Ubezpieczen Ergo Hestia Spolka Akcyjna, Sopot	Ownership.....	..9.800	Muenchener Rueckversicherung AG	
							TopReport Schadenbesichtigungs GmbH, Wien	..AUT...	..NIA...	ERGO Versicherung Aktiengesellschaft, Wien	Ownership.....	..14.300	Muenchener Rueckversicherung AG	
							ARIES, Wilmington, Delaware	..US...	..NIA...	Munich Reinsurance America, Inc., Wilmington, Delaware	Other.....	..0.000	Muenchener Rueckversicherung AG	
							AXA Assurance Senegal, Dakar	..SEN...	..IA...	Munich Reinsurance Company of Africa Ltd, Johannesburg	Ownership.....	..1.000	Muenchener Rueckversicherung AG	
							Best Doctors, Health Resources and Technology, Inc., Boston, Massachusetts	..US...	..NIA...	Munich Reinsurance America, Inc., Wilmington, Delaware	Ownership.....	..5.600	Muenchener Rueckversicherung AG	
							Center Hotelbetriebs GmbH, Wien	..AUT...	..NIA...	ERGO Versicherung Aktiengesellschaft, Wien	Ownership.....	..10.000	Muenchener Rueckversicherung AG	
							Chip Card, S.A., Madrid	..ESP...	..NIA...	DKV Seguros y Reaseguros, Sociedad Anónima Española, Saragossa	Ownership.....	..8.700	Muenchener Rueckversicherung AG	
							Credit Guarantee Insurance Corporation, Johannesburg	..ZAF...	..IA...	Munich Reinsurance Company of Africa Ltd, Johannesburg	Ownership.....	..7.100	Muenchener Rueckversicherung AG	
							Emeklilik Goezetim Merkezi A.S., Istanbul	..TUR...	..NIA...	ERGO Emeklilik ve Hayat A.S., Istanbul	Ownership.....	..5.900	Muenchener Rueckversicherung AG	
							First Central Holdings Limited, Johannesburg	..ZAF...	..IA...	Munich Reinsurance Company of Africa Ltd, Johannesburg	Ownership.....	..9.000	Muenchener Rueckversicherung AG	
							GESNORTE S.A.; Sociedad Gestora de Instituciones de Inversión Colectiva, Madrid	..ESP...	..NIA...	ERGO Vida Seguros y Reaseguros, Sociedad Anónima, Saragossa	Ownership.....	..1.100	Muenchener Rueckversicherung AG	
							Gesprado SA, Madrid	..ESP...	..NIA...	ERGO Vida Seguros y Reaseguros, Sociedad Anónima, Saragossa	Ownership.....	..12.000	Muenchener Rueckversicherung AG	
							Groupement Togolais d'Assurances, Lome	..TGO...	..IA...	Munich Reinsurance Company of Africa Ltd, Johannesburg	Ownership.....	..3.000	Muenchener Rueckversicherung AG	
							Hartford Steel Technologies, LLC, Lewes, Delaware	..US...	..NIA...	HSB Engineering Finance Corporation, Dover, Delaware	Ownership.....	..11.100	Muenchener Rueckversicherung AG	
							Immobilien Rating GmbH, Wien	..AUT...	..NIA...	ERGO Versicherung Aktiengesellschaft, Wien	Ownership.....	..1.000	Muenchener Rueckversicherung AG	

SCHEDULE Y
PART 1A - DETAIL OF INSURANCE HOLDING COMPANY SYSTEM

1	2	3	4	5	6	7	8	9	10	11	12	13	14	15
Group Code	Group Name	NAIC Company Code	Federal ID Number	Federal RSSD	CIK	Name of Securities Exchange if Publicly Traded (U.S. or International)	Names of Parent, Subsidiaries Or Affiliates	Domi-ciliary Loca-tion	Relation-ship to Reporting Entity	Directly Controlled by (Name of Entity/Person)	Type of Control (Ownership, Board, Management, Attorney-in-Fact, Influence, Other)	If Control is Owner-ship Provide Percen-tage	Ultimate Controlling Entity(ies)/Person(s)	*
							La National d'Assurances, Abidjan, Ivory Coast	.CIV	..IA	Munich Reinsurance Company of Africa Ltd, Johannesburg	Ownership	..2.100	Muenchener Rueckversicherung AG	
							New National Assurance Company Ltd., Durban, South Africa	.ZAF	..IA	Munich Reinsurance Company of Africa Ltd, Johannesburg	Ownership	..16.000	Muenchener Rueckversicherung AG	
							PFG Holding GmbH, Wien	.AUT	..NIA	ERGO Versicherung Aktiengesellschaft, Wien	Ownership	..10.800	Muenchener Rueckversicherung AG	
							PFG Liegenschaftsbewirtschaftungs GmbH, Wien	.AUT	..NIA	ERGO Versicherung Aktiengesellschaft, Wien	Ownership	..9.300	Muenchener Rueckversicherung AG	
							Projektbau Holding GmbH, Wien	.AUT	..NIA	ERGO Versicherung Aktiengesellschaft, Wien	Ownership	..10.000	Muenchener Rueckversicherung AG	
							Przedsiębiorstwo Maklerskie Elimar S.A., Katowice	.POL	..NIA	Sopockie Towarzystwo Ubezpieczeń Ergo Hestia Spolka Akcyjna, Sopot	Ownership	..1.500	Muenchener Rueckversicherung AG	
							Societe Camerounaise d'Assurances, Douala, Cameroune	.CMR	..IA	Munich Reinsurance Company of Africa Ltd, Johannesburg	Ownership	..1.000	Muenchener Rueckversicherung AG	
							Societe Nouvelle d'Assurance-Vie, Bamako, Mali	.MLI	..IA	Munich Reinsurance Company of Africa Ltd, Johannesburg	Ownership	..4.000	Muenchener Rueckversicherung AG	
							Strategic Underwriting Solutions, LLC, Green Bay, Wisconsin	.US	..NIA	Munich Re Stop Loss, Inc., Wilmington, Delaware	Ownership	..10.200	Muenchener Rueckversicherung AG	
							Swaziland Royal Insurance Corporation, Mbabane	.SWZ	..IA	Munich Reinsurance Company of Africa Ltd, Johannesburg	Ownership	..16.000	Muenchener Rueckversicherung AG	
							Tarim Sigortalan Havuz Isletmesi A.S. Tarism, Istanbul	.TUR	..NIA	ERGO SIGORTA A.S., Istanbul	Ownership	..4.200	Muenchener Rueckversicherung AG	

Asterisk	Explanation

SCHEDULE Y

PART 2 - SUMMARY OF INSURER'S TRANSACTIONS WITH ANY AFFILIATES

1	2	3	4	5	6	7	8	9	10	11	12	13
NAIC Company Code	Federal ID Number	Names of Insurers and Parent, Subsidiaries or Affiliates	Shareholder Dividends	Capital Contributions	Purchases, Sales or Exchanges of Loans, Securities, Real Estate, Mortgage Loans or Other Investments	Income/ (Disbursements) Incurred in Connection with Guarantees or Undertakings for the Benefit of any Affiliate(s)	Management Agreements and Service Contracts	Income/ (Disbursements) Incurred Under Reinsurance Agreements	*	Any Other Material Activity Not in the Ordinary Course of the Insurer's Business	Totals	Reinsurance Recoverable/ (Payable) on Losses and/or Reserve Credit Taken/(Liability)
	22-3753262	Munich American Holding Corporation	41,000,000	0	0	0	0	0		0	41,000,000	0
	13-3672116	Munich Re America Corporation	200,609,673	0	0	0	0	0		0	200,609,673	0
10227	13-4924125	Munich Reinsurance America, Inc.	(169,000,000)	0	0	0	0	(146,774,096)	*	0	(315,774,096)	3,871,199,266
19720	52-2048110	American Alternative Ins. Corp	(22,597,420)	0	0	0	0	0	*	0	(22,597,420)	43,716,911
10786	22-3410482	The Princeton E&S Lines Ins. Co.	(9,012,253)	0	0	0	0	0	*	0	(9,012,253)	3,091,474
	98-0157330	Princeton Eagle West Ins. Co.Ltd	0	0	0	0	0	0		0	0	23,743,543
	AA-1340165	Munchener Ruckversicherung AG, Munchen	0	0	0	0	0	146,774,096		0	146,774,096	(8,743,266,870)
	AA-3191018	Temple Insurance Company, Toronto	0	0	0	0	0	0		0	0	(63,136)
	AA-1560600	Munich Reinsurance Company of Canada, Toronto	0	0	0	0	0	0		0	0	7,809,021
	AA-1126457	Munich Re Holding Company (UK) Ltd., London	0	0	0	0	0	0		0	0	(87,353)
	AA-1120697	Great Lakes Reinsurance (UK) Plc., London	0	0	0	0	0	0		0	0	21,957,177
	AA-1241003	Suramericana S.A., Medellin	0	0	0	0	0	0		0	0	796
66346	58-0828824	Munich American Reassurance Company	0	0	0	0	0	0		0	0	4,536,280,106
	62-1832645	Windsor Health Group, Inc.	0	73,000,000	0	0	0	0		0	73,000,000	0
95792	62-1531881	Windsor Health Plan, Inc.	0	0	0	0	(97,079,520)	0		0	(97,079,520)	0
	62-1530448	Windsor Management Services, Inc.	0	0	0	0	135,044,199	0		0	135,044,199	0
77399	13-1867829	Sterling Life Insurance Company	0	(73,000,000)	0	0	(37,964,679)	0		0	(110,964,679)	0
	13-4141052	HSB Group, Inc.	128,023,376	0	0	0	0	0		0	128,023,376	0
	06-1413773	ELG, Co	2,500,000	0	0	0	0	0		0	2,500,000	0
11452	06-0384680	The Hartford Steam Boiler Inspection and Insurance Company	(97,617,998)	1,216,119	0	0	0	0		0	(96,401,879)	10,004,236
29890	06-1240885	The Hartford Steam Boiler Inspection & Insurance Company of Connecticut	(10,929,517)	(265,322)	0	0	0	0		0	(11,194,839)	(15,675,660)
	AA-1120544	HSB Engineering Insurance, Limited	(6,032,219)	0	0	0	0	0		0	(6,032,219)	3,833,987
		HSB Brasil Servicos de Engenharia e Inspecao, Ltda	0	180,000	0	0	0	0		0	180,000	0
		HSB Inspection Quality Limited	0	85,322	0	0	0	0		0	85,322	0
		HSB Professional Loss Control	0	(1,216,119)	0	0	0	0		0	(1,216,119)	0
	AA-1560050	The Boiler Inspection and Insurance Company of Canada	(13,967,781)	0	0	0	0	0		0	(13,967,781)	303,993
		HSB Technical Consulting & Service (Shanghai) Company, Ltd.	(1,475,861)	0	0	0	0	0		0	(1,475,861)	0
		Hartford Steam Boiler International-GmbH	(500,000)	0	0	0	0	0		0	(500,000)	0
14438	45-5518320	HSB Specialty Insurance Company	0	0	0	0	0	0		0	0	1,434,440
01279	31-1395650	American Modern Ins Grp Inc	5,000,000	0	0	0	0	0		0	5,000,000	0
23450	31-0711074	American Family Home Ins Co	(11,000,000)	0	0	0	0	0	*	0	(11,000,000)	0
35912	31-0920414	American Southern Home Ins Co	0	0	0	0	0	0	*	0	0	0
41998	59-2236254	American Western Home Ins Co	0	0	0	0	0	0	*	0	0	0
23469	31-0715697	American Modern Home Ins Co	(35,000,000)	0	0	0	0	0	*	0	(35,000,000)	227,227,478
38652	38-2342976	American Modern Select Ins Co	0	0	0	0	0	0	*	0	0	0
42005	31-1056196	American Modern Lloyds Ins Co	0	0	0	0	0	0		0	0	8,490,591

SCHEDULE Y

PART 2 - SUMMARY OF INSURER’S TRANSACTIONS WITH ANY AFFILIATES

1	2	3	4	5	6	7	8	9	10	11	12	13
NAIC Company Code	Federal ID Number	Names of Insurers and Parent, Subsidiaries or Affiliates	Shareholder Dividends	Capital Contributions	Purchases, Sales or Exchanges of Loans, Securities, Real Estate, Mortgage Loans or Other Investments	Income/ (Disbursements) Incurred in Connection with Guarantees or Undertakings for the Benefit of any Affiliate(s)	Management Agreements and Service Contracts	Income/ (Disbursements) Incurred Under Reinsurance Agreements	*	Any Other Material Activity Not in the Ordinary Course of the Insurer's Business	Totals	Reinsurance Recoverable/ (Payable) on Losses and/or Reserve Credit Taken/(Liability)
42722	43-1262602	First Marine Ins Co	0	0	0	0	0	0	*	0	0	0
12314	20-2769607	American Modern Ins Co of Fl	0	0	0	0	0	0	*	0	0	0
12489	20-3901790	American Modern Surplus Lines Ins Co	0	0	0	0	0	0	*	0	0	0
9999999 Control Totals			0	0	0	0	0	0	XXX	0	0	0

Intercompany Pooling - Munich Reinsurance America, Inc. - 100.0%, American Alternative Insurance Corporation - 0.0%, The Princeton Excess and Surplus Lines Insurance Company - 0.0%. Intercompany Pooling - American Modern Home 47.5%, American Family Home 27%, American Western Home 9%, American Southern Home 4%, American Modern Select 5%, American Modern Surplus Lines 5% and American Modern Ins Co. of Florida 2%, First Marine Insurance Company 0.5%.

ANNUAL STATEMENT FOR THE YEAR 2013 OF THE First Marine Insurance Co.












SUPPLEMENTAL EXHIBITS AND SCHEDULES INTERROGATORIES

The following supplemental reports are required to be filed as part of your statement filing unless specifically waived by the domiciliary state. However, in the event that your domiciliary state waives the filing requirement, your response of **WAIVED** to the specific interrogatory will be accepted in lieu of filing a "NONE" report and a bar code will be printed below. If the supplement is required of your company but is not being filed for whatever reason enter **SEE EXPLANATION** and provide an explanation following the interrogatory questions.

		Responses
MARCH FILING		
1.	Will an actuarial opinion be filed by March 1?	YES
2.	Will the Supplemental Compensation Exhibit be filed with the state of domicile by March 1?	YES
3.	Will the confidential Risk-based Capital Report be filed with the NAIC by March 1?.....	YES
4.	Will the confidential Risk-based Capital Report be filed with the state of domicile, if required by March 1?.....	YES
APRIL FILING		
5.	Will the Insurance Expense Exhibit be filed with the state of domicile and the NAIC by April 1?	YES
6.	Will Management's Discussion and Analysis be filed by April 1?	YES
7.	Will the Supplemental Investment Risk Interrogatories be filed by April 1?	YES
MAY FILING		
8.	Will this company be included in a combined annual statement which is filed with the NAIC by May 1?	YES
JUNE FILING		
9.	Will an audited financial report be filed by June 1?	YES
10.	Will Accountant's Letter of Qualifications be filed with the state of domicile and electronically with the NAIC by June 1?	YES
AUGUST FILING		
11.	Will Communication of Internal Control Related Matters Noted in Audit be filed with the state of domicile by August 1?	YES









The following supplemental reports are required to be filed as part of your annual statement filing. However, in the event that your company does not transact the type of business for which the special report must be filed, your response of **NO** to the specific interrogatory will be accepted in lieu of filing a "NONE" report and a bar code will be printed below. If the supplemental is required of your company but is not being filed for whatever reason enter **SEE EXPLANATION** and provide an explanation following the interrogatory questions.

MARCH FILING		
12.	Will Schedule SIS (Stockholder Information Supplement) be filed with the state of domicile by March 1?	NO
13.	Will the Financial Guaranty Insurance Exhibit be filed by March 1?.....	NO
14.	Will the Medicare Supplement Insurance Experience Exhibit be filed with the state of domicile and the NAIC by March 1?.....	NO
15.	Will Supplement A to Schedule T (Medical Professional Liability Supplement) be filed by March 1?	NO
16.	Will the Trusteed Surplus Statement be filed with the state of domicile and the NAIC by March 1?	NO
17.	Will the Premiums Attributed to Protected Cells Exhibit be filed by March 1?	NO
18.	Will the Reinsurance Summary Supplemental Filing for General Interrogatory 9 be filed with the state of domicile and the NAIC by March 1?	NO
19.	Will the Medicare Part D Coverage Supplement be filed with the state of domicile and the NAIC by March 1?.....	NO
20.	Will the confidential Actuarial Opinion Summary be filed with the state of domicile, if required, by March 15 (or the date otherwise specified)?.....	YES
21.	Will the Reinsurance Attestation Supplement be filed with the state of domicile and the NAIC by March 1?	YES
22.	Will the Exceptions to the Reinsurance Attestation Supplement be filed with the state of domicile by March 1?	NO
23.	Will the Bail Bond Supplement be filed with the state of domicile and the NAIC by March 1?	NO
24.	Will the Director and Officer Insurance Coverage Supplement be filed with the state of domicile and the NAIC by March 1?	NO
25.	Will an approval from the reporting entity's state of domicile for relief related to the five-year rotation requirement for lead audit partner be filed electronically with the NAIC by March 1?	NO
26.	Will an approval from the reporting entity's state of domicile for relief related to the one-year cooling off period for independent CPA be filed electronically with the NAIC by March 1?	NO
27.	Will an approval from the reporting entity's state of domicile for relief related to the Requirements for Audit Committees be filed electronically with the NAIC by March 1?.....	NO
APRIL FILING		
28.	Will the Credit Insurance Experience Exhibit be filed with the state of domicile and the NAIC by April 1?	NO
29.	Will the Long-term Care Experience Reporting Forms be filed with the state of domicile and the NAIC by April 1?	NO
30.	Will the Accident and Health Policy Experience Exhibit be filed by April 1?	NO
31.	Will the Supplemental Health Care Exhibit (Parts 1, 2 and 3) be filed with the state of domicile and the NAIC by April 1?	NO
32.	Will the regulator only (non-public) Supplemental Health Care Exhibit's Expense Allocation Report be filed with the state of domicile and the NAIC by April 1?	NO
AUGUST FILING		
33.	Will Management's Report of Internal Control Over Financial Reporting be filed with the state of domicile by August 1?	YES
Explanations:		
12.		
13.		
14.		
15.		
16.		
17.		
18.		
19.		
22.		
23.		
24.		
25.		
26.		
27.		
28.		
29.		
30.		
31.		
32.		

Bar Codes:		
12.	SIS Stockholder Information Supplement [Document Identifier 420]	 4 2 7 2 2 2 0 1 3 4 2 0 0 0 0 0 0
13.	Financial Guaranty Insurance Exhibit [Document Identifier 240]	 4 2 7 2 2 2 0 1 3 2 4 0 0 0 0 0 0
14.	Medicare Supplement Insurance Experience Exhibit [Document Identifier 360]	 4 2 7 2 2 2 0 1 3 3 6 0 0 0 0 0 0
15.	Supplement A to Schedule T [Document Identifier 455]	 4 2 7 2 2 2 0 1 3 4 5 5 0 0 0 0 0
16.	Trusteed Surplus Statement [Document Identifier 490]	 4 2 7 2 2 2 0 1 3 4 9 0 0 0 0 0 0
17.	Premiums Attributed to Protected Cells [Document Identifier 385]	 4 2 7 2 2 2 0 1 3 3 8 5 0 0 0 0 0
18.	Reinsurance Summary Supplemental Filing [Document Identifier 401]	 4 2 7 2 2 2 0 1 3 4 0 1 0 0 0 0 0
19.	Medicare Part D Coverage Supplement [Document Identifier 365]	 4 2 7 2 2 2 0 1 3 3 6 5 0 0 0 0 0
22.	Exceptions to the Reinsurance Attestation Supplement [Document Identifier 400]	 4 2 7 2 2 2 0 1 3 4 0 0 0 0 0 0 0
23.	Bail Bond Supplement [Document Identifier 500]	 4 2 7 2 2 2 0 1 3 5 0 0 0 0 0 0 0
24.	Director and Officer Insurance Coverage Supplement [Document Identifier 505]	 4 2 7 2 2 2 0 1 3 5 0 5 0 0 0 0 0

ANNUAL STATEMENT FOR THE YEAR 2013 OF THE First Marine Insurance Co.

SUPPLEMENTAL EXHIBITS AND SCHEDULES INTERROGATORIES

25.	Relief from the five-year rotation requirement for lead audit partner [Document Identifier 224]	 <div>4 2 7 2 2 2 0 1 3 2 2 4 0 0 0 0 0</div>
26.	Relief from the one-year cooling off period for independent CPA [Document Identifier 225]	 <div>4 2 7 2 2 2 0 1 3 2 2 5 0 0 0 0 0</div>
27.	Relief from the Requirements for Audit Committees [Document Identifier 226]	 <div>4 2 7 2 2 2 0 1 3 2 2 6 0 0 0 0 0</div>
28.	Credit Insurance Experience Exhibit [Document Identifier 230]	 <div>4 2 7 2 2 2 0 1 3 2 3 0 0 0 0 0 0</div>
29.	Long-Term Care Experience Reporting Forms [Document Identifier 306]	 <div>4 2 7 2 2 2 0 1 3 3 0 6 0 0 0 0 0</div>
30.	Accident and Health Policy Experience Exhibit [Document Identifier 210]	 <div>4 2 7 2 2 2 0 1 3 2 1 0 0 0 0 0 0</div>
31.	Supplemental Health Care Exhibit (Parts 1, 2 and 3) [Document Identifier 216]	 <div>4 2 7 2 2 2 0 1 3 2 1 6 0 0 0 0 0</div>
32.	Supplemental Health Care Exhibit's Expense Allocation Report [Document Identifier 217]	 <div>4 2 7 2 2 2 0 1 3 2 1 7 0 0 0 0 0</div>

OVERFLOW PAGE FOR WRITE-INS

NONE

ALPHABETICAL INDEX

ANNUAL STATEMENT BLANK

Assets	2
Cash Flow	5
Exhibit of Capital Gains (Losses)	12
Exhibit of Net Investment Income	12
Exhibit of Nonadmitted Assets	13
Exhibit of Premiums and Losses (State Page)	19
Five-Year Historical Data	17
General Interrogatories	15
Jurat Page	1
Liabilities, Surplus and Other Funds	3
Notes To Financial Statements	14
Overflow Page For Write-ins	100
Schedule A - Part 1	E01
Schedule A - Part 2	E02
Schedule A - Part 3	E03
Schedule A - Verification Between Years	SI02
Schedule B - Part 1	E04
Schedule B - Part 2	E05
Schedule B - Part 3	E06
Schedule B - Verification Between Years	SI02
Schedule BA - Part 1	E07
Schedule BA - Part 2	E08
Schedule BA - Part 3	E09
Schedule BA - Verification Between Years	SI03
Schedule D - Part 1	E10
Schedule D - Part 1A - Section 1	SI05
Schedule D - Part 1A - Section 2	SI08
Schedule D - Part 2 - Section 1	E11
Schedule D - Part 2 - Section 2	E12
Schedule D - Part 3	E13
Schedule D - Part 4	E14
Schedule D - Part 5	E15
Schedule D - Part 6 - Section 1	E16
Schedule D - Part 6 - Section 2	E16
Schedule D - Summary By Country	SI04
Schedule D - Verification Between Years	SI03
Schedule DA - Part 1	E17
Schedule DA - Verification Between Years	SI10
Schedule DB - Part A - Section 1	E18
Schedule DB - Part A - Section 2	E19
Schedule DB - Part A - Verification Between Years	SI11
Schedule DB - Part B - Section 1	E20
Schedule DB - Part B - Section 2	E21
Schedule DB - Part B - Verification Between Years	SI11
Schedule DB - Part C - Section 1	SI12
Schedule DB - Part C - Section 2	SI13
Schedule DB - Part D - Section 1	E22
Schedule DB - Part D - Section 2	E23
Schedule DB - Verification	SI14
Schedule DL - Part 1	E24
Schedule DL - Part 2	E25
Schedule E - Part 1 - Cash	E26
Schedule E - Part 2 - Cash Equivalents	E27
Schedule E - Part 3 - Special Deposits	E28
Schedule E - Verification Between Years	SI15
Schedule F - Part 1	20
Schedule F - Part 2	21
Schedule F - Part 3	22
Schedule F - Part 4	23
Schedule F - Part 5	24
Schedule F - Part 6 - Section 1	25
Schedule F - Part 6 - Section 2	26
Schedule F - Part 7	27
Schedule F - Part 8	28
Schedule F - Part 9	29

ANNUAL STATEMENT BLANK (Continued)

Schedule H - Accident and Health Exhibit - Part 1 30

Schedule H - Part 2, Part 3 and 4 31

Schedule H - Part 5 - Health Claims 32

Schedule P - Part 1 - Summary 33

Schedule P - Part 1A - Homeowners/Farmowners 35

Schedule P - Part 1B - Private Passenger Auto Liability/Medical 36

Schedule P - Part 1C - Commercial Auto/Truck Liability/Medical 37

Schedule P - Part 1D - Workers' Compensation (Excluding Excess Workers' Compensation) 38

Schedule P - Part 1E - Commercial Multiple Peril 39

Schedule P - Part 1F - Section 1 - Medical Professional Liability - Occurrence 40

Schedule P - Part 1F - Section 2 - Medical Professional Liability - Claims-Made 41

Schedule P - Part 1G - Special Liability (Ocean, Marine, Aircraft (All Perils), Boiler and Machinery) 42

Schedule P - Part 1H - Section 1 - Other Liability-Occurrence 43

Schedule P - Part 1H - Section 2 - Other Liability - Claims-Made 44

Schedule P - Part 1I - Special Property (Fire, Allied Lines, Inland Marine, Earthquake, Burglary & Theft) 45

Schedule P - Part 1J - Auto Physical Damage 46

Schedule P - Part 1K - Fidelity/Surety 47

Schedule P - Part 1L - Other (Including Credit, Accident and Health) 48

Schedule P - Part 1M - International 49

Schedule P - Part 1N - Reinsurance - Nonproportional Assumed Property 50

Schedule P - Part 1O - Reinsurance - Nonproportional Assumed Liability 51

Schedule P - Part 1P - Reinsurance - Nonproportional Assumed Financial Lines 52

Schedule P - Part 1R - Section 1 - Products Liability - Occurrence 53

Schedule P - Part 1R - Section 2 - Products Liability - Claims-Made 54

Schedule P - Part 1S - Financial Guaranty/Mortgage Guaranty 55

Schedule P - Part 1T - Warranty 56

Schedule P - Part 2, Part 3 and Part 4 - Summary 34

Schedule P - Part 2A - Homeowners/Farmowners 57

Schedule P - Part 2B - Private Passenger Auto Liability/Medical 57

Schedule P - Part 2C - Commercial Auto/Truck Liability/Medical 57

Schedule P - Part 2D - Workers' Compensation (Excluding Excess Workers' Compensation) 57

Schedule P - Part 2E - Commercial Multiple Peril 57

Schedule P - Part 2F - Section 1 - Medical Professional Liability - Occurrence 58

Schedule P - Part 2F - Section 2 - Medical Professional Liability - Claims-Made 58

Schedule P - Part 2G - Special Liability (Ocean Marine, Aircraft (All Perils), Boiler and Machinery) 58

Schedule P - Part 2H - Section 1 - Other Liability - Occurrence 58

Schedule P - Part 2H - Section 2 - Other Liability - Claims-Made 58

Schedule P - Part 2I - Special Property (Fire, Allied Lines, Inland Marine, Earthquake, Burglary, and Theft) 59

Schedule P - Part 2J - Auto Physical Damage 59

Schedule P - Part 2K - Fidelity, Surety 59

Schedule P - Part 2L - Other (Including Credit, Accident and Health) 59

Schedule P - Part 2M - International 59

Schedule P - Part 2N - Reinsurance - Nonproportional Assumed Property 60

Schedule P - Part 2O - Reinsurance - Nonproportional Assumed Liability 60

Schedule P - Part 2P - Reinsurance - Nonproportional Assumed Financial Lines 60

Schedule P - Part 2R - Section 1 - Products Liability - Occurrence 61

Schedule P - Part 2R - Section 2 - Products Liability - Claims-Made 61

Schedule P - Part 2S - Financial Guaranty/Mortgage Guaranty 61

Schedule P - Part 2T - Warranty 61

Schedule P - Part 3A - Homeowners/Farmowners 62

Schedule P - Part 3B - Private Passenger Auto Liability/Medical 62

Schedule P - Part 3C - Commercial Auto/Truck Liability/Medical 62

Schedule P - Part 3D - Workers' Compensation (Excluding Excess Workers' Compensation) 62

Schedule P - Part 3E - Commercial Multiple Peril 62

Schedule P - Part 3F - Section 1 - Medical Professional Liability - Occurrence 63

Schedule P - Part 3F - Section 2 - Medical Professional Liability - Claims-Made 63

Schedule P - Part 3G - Special Liability (Ocean Marine, Aircraft (All Perils), Boiler and Machinery) 63

Schedule P - Part 3H - Section 1 - Other Liability - Occurrence 63

Schedule P - Part 3H - Section 2 - Other Liability - Claims-Made 63

Schedule P - Part 3I - Special Property (Fire, Allied Lines, Inland Marine, Earthquake, Burglary, and Theft) 64

Schedule P - Part 3J - Auto Physical Damage 64

Schedule P - Part 3K - Fidelity/Surety 64

Schedule P - Part 3L - Other (Including Credit, Accident and Health) 64

Schedule P - Part 3M - International 64

Schedule P - Part 3N - Reinsurance - Nonproportional Assumed Property 65

Schedule P - Part 3O - Reinsurance - Nonproportional Assumed Liability 65

Schedule P - Part 3P - Reinsurance - Nonproportional Assumed Financial Lines 65

Schedule P - Part 3R - Section 1 - Products Liability - Occurrence 66

Schedule P - Part 3R - Section 2 - Products Liability - Claims-Made 66

Schedule P - Part 3S - Financial Guaranty/Mortgage Guaranty 66

Schedule P - Part 3T - Warranty 66

ANNUAL STATEMENT BLANK (Continued)

Schedule P - Part 4A - Homeowners/Farmowners	67
Schedule P - Part 4B - Private Passenger Auto Liability/Medical	67
Schedule P - Part 4C - Commercial Auto/Truck Liability/Medical	67
Schedule P - Part 4D - Workers' Compensation (Excluding Excess Workers' Compensation)	67
Schedule P - Part 4E - Commercial Multiple Peril	67
Schedule P - Part 4F - Section 1 - Medical Professional Liability - Occurrence	68
Schedule P - Part 4F - Section 2 - Medical Professional Liability - Claims-Made	68
Schedule P - Part 4G - Special Liability (Ocean Marine, Aircraft (All Perils), Boiler and Machinery)	68
Schedule P - Part 4H - Section 1 - Other Liability - Occurrence	68
Schedule P - Part 4H - Section 2 - Other Liability - Claims-Made	68
Schedule P - Part 4I - Special Property (Fire, Allied Lines, Inland Marine, Earthquake, Burglary and Theft)	69
Schedule P - Part 4J - Auto Physical Damage	69
Schedule P - Part 4K - Fidelity/Surety	69
Schedule P - Part 4L - Other (Including Credit, Accident and Health)	69
Schedule P - Part 4M - International	69
Schedule P - Part 4N - Reinsurance - Nonproportional Assumed Property	70
Schedule P - Part 4O - Reinsurance - Nonproportional Assumed Liability	70
Schedule P - Part 4P - Reinsurance - Nonproportional Assumed Financial Lines	70
Schedule P - Part 4R - Section 1 - Products Liability - Occurrence	71
Schedule P - Part 4R - Section 2 - Products Liability - Claims-Made	71
Schedule P - Part 4S - Financial Guaranty/Mortgage Guaranty	71
Schedule P - Part 4T - Warranty	71
Schedule P - Part 5A - Homeowners/Farmowners	72
Schedule P - Part 5B - Private Passenger Auto Liability/Medical	73
Schedule P - Part 5C - Commercial Auto/Truck Liability/Medical	74
Schedule P - Part 5D - Workers' Compensation (Excluding Excess Workers' Compensation)	75
Schedule P - Part 5E - Commercial Multiple Peril	76
Schedule P - Part 5F - Medical Professional Liability - Claims-Made	78
Schedule P - Part 5F - Medical Professional Liability - Occurrence	77
Schedule P - Part 5H - Other Liability - Claims-Made	80
Schedule P - Part 5H - Other Liability - Occurrence	79
Schedule P - Part 5R - Products Liability - Claims-Made	82
Schedule P - Part 5R - Products Liability - Occurrence	81
Schedule P - Part 5T - Warranty	83
Schedule P - Part 6C - Commercial Auto/Truck Liability/Medical	84
Schedule P - Part 6D - Workers' Compensation (Excluding Excess Workers' Compensation)	84
Schedule P - Part 6E - Commercial Multiple Peril	85
Schedule P - Part 6H - Other Liability - Claims-Made	86
Schedule P - Part 6H - Other Liability - Occurrence	85
Schedule P - Part 6M - International	86
Schedule P - Part 6N - Reinsurance - Nonproportional Assumed Property	87
Schedule P - Part 6O - Reinsurance - Nonproportional Assumed Liability	87
Schedule P - Part 6R - Products Liability - Claims-Made	88
Schedule P - Part 6R - Products Liability - Occurrence	88
Schedule P - Part 7A - Primary Loss Sensitive Contracts	89
Schedule P - Part 7B - Reinsurance Loss Sensitive Contracts	91
Schedule P Interrogatories	93
Schedule T - Exhibit of Premiums Written	94
Schedule T - Part 2 - Interstate Compact	95
Schedule Y - Information Concerning Activities of Insurer Members of a Holding Company Group	96
Schedule Y - Part 1A - Detail of Insurance Holding Company System	97
Schedule Y - Part 2 - Summary of Insurer's Transactions With Any Affiliates	98
Statement of Income	4
Summary Investment Schedule	SI01
Supplemental Exhibits and Schedules Interrogatories	99
Underwriting and Investment Exhibit Part 1	6
Underwriting and Investment Exhibit Part 1A	7
Underwriting and Investment Exhibit Part 1B	8
Underwriting and Investment Exhibit Part 2	9
Underwriting and Investment Exhibit Part 2A	10
Underwriting and Investment Exhibit Part 3	11