



HEALTH ANNUAL STATEMENT
FOR THE YEAR ENDED DECEMBER 31, 2013
OF THE CONDITION AND AFFAIRS OF THE
UnitedHealthcare Community Plan of Ohio, Inc.

NAIC Group Code07070707NAIC Company Code12323Employer's ID Number56-2451429

(Current)(Prior)

Organized under the Laws ofOhio, State of Domicile or Port of EntryOhio

Country of DomicileUnited States of America

Licensed as business type:Health Maintenance Organization

Is HMO Federally Qualified? Yes [] No [X]

Incorporated/Organized03/29/2004Commenced Business10/01/2005

Statutory Home Office9200 Worthington Road OH020-1000Westerville , OH, US 43082

(Street and Number)(City or Town, State, Country and Zip Code)

Main Administrative Office9700 Health Care Lane MN017-E900

(Street and Number)

Minnetonka , MN, US 55343952-979-6171

(City or Town, State, Country and Zip Code)(Area Code) (Telephone Number)

Mail Address9700 Health Care Lane MN017-E900Minnetonka , MN, US 55343

(Street and Number or P.O. Box)(City or Town, State, Country and Zip Code)

Primary Location of Books and Records9700 Health Care Lane MN017-E900

(Street and Number)

Minnetonka , MN, US 55343952-979-6171

(City or Town, State, Country and Zip Code)(Area Code) (Telephone Number)

Internet Website Addresswww.uhccommunityplan.com

Statutory Statement ContactStephen Wells608-783-8610

(Name)(Area Code) (Telephone Number)

stephen.j.wells@uhc.com952-979-7825

(E-mail Address)(FAX Number)

OFFICERS

PresidentTracy Lynn DavidsonTreasurerRobert Worth Oberrender

SecretaryChristina Regina Palme-KrizakChief Financial OfficerDale Ray Moore

OTHER

Michelle Marie Huntley Assistant Secretary

DIRECTORS OR TRUSTEES

Richard Gordon DunlopJoseph Gilbert GaudioBror Olof Hultgren

State ofCounty of

State ofCounty of

State ofCounty of

The officers of this reporting entity being duly sworn, each depose and say that they are the described officers of said reporting entity, and that on the reporting period stated above, all of the herein described assets were the absolute property of the said reporting entity, free and clear from any liens or claims thereon, except as herein stated, and that this statement, together with related exhibits, schedules and explanations therein contained, annexed or referred to, is a full and true statement of all the assets and liabilities and of the condition and affairs of the said reporting entity as of the reporting period stated above, and of its income and deductions therefrom for the period ended, and have been completed in accordance with the NAIC Annual Statement Instructions and Accounting Practices and Procedures manual except to the extent that: (1) state law may differ; or, (2) that state rules or regulations require differences in reporting not related to accounting practices and procedures, according to the best of their information, knowledge and belief, respectively. Furthermore, the scope of this attestation by the described officers also includes the related corresponding electronic filing with the NAIC, when required, that is an exact copy (except for formatting differences due to electronic filing) of the enclosed statement. The electronic filing may be requested by various regulators in lieu of or in addition to the enclosed statement.

Tracy Lynn DavidsonPresident

Christina Regina Palme-KrizakSecretary

Dale Ray MooreChief Financial Officer

Subscribed and sworn to before me thisday of

Subscribed and sworn to before me thisday of

Subscribed and sworn to before me thisday of

- a. Is this an original filing?..... Yes [X] No []
- b. If no,

1. State the amendment number.....

2. Date filed.....

3. Number of pages attached.....

ANNUAL STATEMENT FOR THE YEAR 2013 OF THE UnitedHealthcare Community Plan of Ohio, Inc.

EXHIBIT 2 - ACCIDENT AND HEALTH PREMIUMS DUE AND UNPAID

[illegible]

EXHIBIT 3 - HEALTH CARE RECEIVABLES

1 Name of Debtor	2 1 - 30 Days	3 31 - 60 Days	4 61 - 90 Days	5 Over 90 Days	6 Nonadmitted	7 Admitted
OptumRx, Inc.	2,552,327	378,979	293,174	400,693	1,343,463	2,281,710
0199998. Aggregate Pharmaceutical Rebate Receivables Not Individually Listed	0	0	0	0	0	0
0199999. Total Pharmaceutical Rebate Receivables	2,552,327	378,979	293,174	400,693	1,343,463	2,281,710
0299998. Aggregate Claim Overpayment Receivables Not Individually Listed	96,307	116,432	139,418	2,015,312	704,682	1,662,787
0299999. Total Claim Overpayment Receivables	96,307	116,432	139,418	2,015,312	704,682	1,662,787
0399998. Aggregate Loans and Advances to Providers Not Individually Listed	0	0	0	0	0	0
0399999. Total Loans and Advances to Providers	0	0	0	0	0	0
0499998. Aggregate Capitation Arrangement Receivables Not Individually Listed	0	0	0	0	0	0
0499999. Total Capitation Arrangement Receivables	0	0	0	0	0	0
0599998. Aggregate Risk Sharing Receivables Not Individually Listed	0	0	0	0	0	0
0599999. Total Risk Sharing Receivables	0	0	0	0	0	0
Ohio Department of Jobs and Family Services - Partners for Kids Program	3,216,018	0	0	0	1,582,397	1,633,621
Ohio Department of Jobs and Family Services - Pay for Performance Program	53,274	53,274	53,274	479,464	0	639,286
0699998. Aggregate Other Receivables Not Individually Listed	0	0	0	0	0	0
0699999. Total Other Receivables	3,269,292	53,274	53,274	479,464	1,582,397	2,272,907
.....						
.....						
.....						
.....						
.....						
0799999 Gross health care receivables	5,917,926	548,685	485,866	2,895,469	3,630,542	6,217,404

EXHIBIT 3A - ANALYSIS OF HEALTH CARE RECEIVABLES COLLECTED AND ACCRUED

Type of Health Care Receivable	Health Care Receivables Collected During the Year		Health Care Receivables Accrued as of December 31 of Current Year		5	6
	1 On Amounts Accrued Prior to January 1 of Current Year	2 On Amounts Accrued During the Year	3 On Amounts Accrued December 31 of Prior Year	4 On Amounts Accrued During the Year	Health Care Receivables in Prior Years (Columns 1 + 3)	Estimated Health Care Receivables Accrued as of December 31 of Prior Year
1. Pharmaceutical rebate receivables	1,259,272	2,208,332	9,127	3,616,046	1,268,399	1,381,639
2. Claim overpayment receivables	483,246	4,958,386	166,334	2,201,135	649,580	1,403,026
3. Loans and advances to providers	0	0	0	0	0	0
4. Capitation arrangement receivables	0	0	0	0	0	0
5. Risk sharing receivables	0	0	0	0	0	0
6. Other health care receivables.....	2,801,436	27,469,626	0	3,855,304	2,801,436	2,801,435
7. Totals (Lines 1 through 6)	4,543,954	34,636,344	175,461	9,672,485	4,719,415	5,586,100

Note that the accrued amounts in Columns 3, 4, and 6 are the total health care receivables, not just the admitted portion.

EXHIBIT 4 - CLAIMS UNPAID AND INCENTIVE POOL, WITHHOLD AND BONUS (Reported and Unreported)

[illegible]

EXHIBIT 5 - AMOUNTS DUE FROM PARENT, SUBSIDIARIES AND AFFILIATES

22

EXHIBIT 6 - AMOUNTS DUE TO PARENT, SUBSIDIARIES AND AFFILIATES

[illegible]

EXHIBIT 7 - PART 2 - SUMMARY OF TRANSACTIONS WITH INTERMEDIARIES

24

EXHIBIT 8 - FURNITURE, EQUIPMENT AND SUPPLIES OWNED

		1	2	3	4	5	6
Description		Cost	Improvements	Accumulated Depreciation	Book Value Less Encumbrances	Assets Not Admitted	Net Admitted Assets
1.	Administrative furniture and equipment	NONE					
2.	Medical furniture, equipment and fixtures						
3.	Pharmaceuticals and surgical supplies						
4.	Durable medical equipment						
5.	Other property and equipment						
6.	Total						



ANNUAL STATEMENT FOR THE YEAR 2013 OF THE UnitedHealthcare Community Plan of Ohio, Inc.

EXHIBIT OF PREMIUMS, ENROLLMENT AND UTILIZATION (a)

REPORT FOR: 1. CORPORATION

UnitedHealthcare Community Plan of Ohio, Inc.

2. Westerville, OH

(LOCATION)

NAIC Group Code	0707	BUSINESS IN THE STATE OF Ohio		DURING THE YEAR 2013							NAIC Company Code	12323
	1	Comprehensive (Hospital & Medical)		4	5	6	7	8	9	10		
		2	3									
	Total	Individual	Group	Medicare Supplement	Vision Only	Dental Only	Federal Employees Health Benefit Plan	Title XVIII Medicare	Title XIX Medicaid	Other		
Total Members at end of:												
1. Prior Year	115,096	0	0	0	0	0	0	0	115,096	0		
2. First Quarter	114,999	0	0	0	0	0	0	0	114,999	0		
3. Second Quarter	114,595	0	0	0	0	0	0	0	114,595	0		
4. Third Quarter	165,769	0	0	0	0	0	0	0	165,769	0		
5. Current Year	167,699	0	0	0	0	0	0	0	167,699	0		
6. Current Year Member Months	1,679,642	0	0	0	0	0	0	0	1,679,642	0		
Total Member Ambulatory Encounters for Year:												
7. Physician	1,682,813	0	0	0	0	0	0	0	1,682,813	0		
8. Non-Physician	576,030	0	0	0	0	0	0	0	576,030	0		
9. Total	2,258,843	0	0	0	0	0	0	0	2,258,843	0		
10. Hospital Patient Days Incurred	82,208	0	0	0	0	0	0	0	82,208	0		
11. Number of Inpatient Admissions	15,282	0	0	0	0	0	0	0	15,282	0		
12. Health Premiums Written (b)	671,779,056	0	0	0	0	0	0	0	671,779,056	0		
13. Life Premiums Direct	0	0	0	0	0	0	0	0	0	0		
14. Property/Casualty Premiums Written	0	0	0	0	0	0	0	0	0	0		
15. Health Premiums Earned	671,402,589	0	0	0	0	0	0	0	671,402,589	0		
16. Property/Casualty Premiums Earned	0	0	0	0	0	0	0	0	0	0		
17. Amount Paid for Provision of Health Care Services	484,359,079	0	0	0	0	0	0	0	484,359,079	0		
18. Amount Incurred for Provision of Health Care Services	517,113,655	0	0	0	0	0	0	0	517,113,655	0		

(a) For health business: number of persons insured under PPO managed care products0 and number of persons insured under indemnity only products0 .

(b) For health premiums written: amount of Medicare Title XVIII exempt from state taxes or fees \$0



ANNUAL STATEMENT FOR THE YEAR 2013 OF THE UnitedHealthcare Community Plan of Ohio, Inc.

EXHIBIT OF PREMIUMS, ENROLLMENT AND UTILIZATION (a)

REPORT FOR: 1. CORPORATION UnitedHealthcare Community Plan of Ohio, Inc. 2. Westerville, OH

NAIC Group Code		BUSINESS IN THE STATE OF		Grand Total		DURING THE YEAR		2013		(LOCATION)	
0707										NAIC Company Code	
		1	Comprehensive (Hospital & Medical)		4	5	6	7	8	9	10
		Total	2	3	Medicare Supplement	Vision Only	Dental Only	Federal Employees Health Benefit Plan	Title XVIII Medicare	Title XIX Medicaid	Other
			Individual	Group							
Total Members at end of:											
1. Prior Year		115,096	0	0	0	0	0	0	0	115,096	0
2. First Quarter		114,999	0	0	0	0	0	0	0	114,999	0
3. Second Quarter		114,595	0	0	0	0	0	0	0	114,595	0
4. Third Quarter		165,769	0	0	0	0	0	0	0	165,769	0
5. Current Year		167,699	0	0	0	0	0	0	0	167,699	0
6. Current Year Member Months		1,679,642	0	0	0	0	0	0	0	1,679,642	0
Total Member Ambulatory Encounters for Year:											
7. Physician		1,682,813	0	0	0	0	0	0	0	1,682,813	0
8. Non-Physician		576,030	0	0	0	0	0	0	0	576,030	0
9. Total		2,258,843	0	0	0	0	0	0	0	2,258,843	0
10. Hospital Patient Days Incurred		82,208	0	0	0	0	0	0	0	82,208	0
11. Number of Inpatient Admissions		15,282	0	0	0	0	0	0	0	15,282	0
12. Health Premiums Written (b)		671,779,056	0	0	0	0	0	0	0	671,779,056	0
13. Life Premiums Direct		0	0	0	0	0	0	0	0	0	0
14. Property/Casualty Premiums Written		0	0	0	0	0	0	0	0	0	0
15. Health Premiums Earned		671,402,589	0	0	0	0	0	0	0	671,402,589	0
16. Property/Casualty Premiums Earned		0	0	0	0	0	0	0	0	0	0
17. Amount Paid for Provision of Health Care Services		484,359,079	0	0	0	0	0	0	0	484,359,079	0
18. Amount Incurred for Provision of Health Care Services		517,113,655	0	0	0	0	0	0	0	517,113,655	0

(a) For health business: number of persons insured under PPO managed care products 0 and number of persons insured under indemnity only products 0 .
(b) For health premiums written: amount of Medicare Title XVIII exempt from state taxes or fees \$ 0

ANNUAL STATEMENT FOR THE YEAR 2013 OF THE UnitedHealthcare Community Plan of Ohio, Inc.

SCHEDULE S - PART 1 - SECTION 2

Reinsurance Assumed Accident and Health Insurance Listed by Reinsured Company as of December 31, Current Year

[illegible]

SCHEDULE S - PART 2

[illegible]

ANNUAL STATEMENT FOR THE YEAR 2013 OF THE UnitedHealthcare Community Plan of Ohio, Inc.

SCHEDULE S - PART 3 - SECTION 2

Reinsurance Ceded Accident and Health Insurance Listed by Reinsuring Company as of December 31, Current Year

1 NAIC Company Code	2 ID Number	3 Effective Date	4 Name of Company	5 Domiciliary Jurisdiction	6 Type	7 Premiums	8 Unearned Premiums (Estimated)	9 Reserve Credit Taken Other than for Unearned Premiums	Outstanding Surplus Relief		12 Modified Coinsurance Reserve	13 Funds Withheld Under Coinsurance
									10 Current Year	11 Prior Year		
79413	36-2739571	07/01/2009	UnitedHealthcare Insurance Company	CT	SSL/G	2,640,710	0	0	0	0	0	0
79413	36-2739571	07/01/2009	UnitedHealthcare Insurance Company	CT	OTH/G	658,079	0	0	0	0	0	0
79413	36-2739571	01/01/2010	UnitedHealthcare Insurance Company	CT	SSL/G	2,195,867	0	0	0	0	0	0
0299999. General Account - Authorized U.S. Affiliates - Other						5,494,656	0	0	0	0	0	0
0399999. Total General Account - Authorized U.S. Affiliates						5,494,656	0	0	0	0	0	0
0699999. Total General Account - Authorized Non-U.S. Affiliates						0	0	0	0	0	0	0
0799999. Total General Account - Authorized Affiliates						5,494,656	0	0	0	0	0	0
1099999. Total General Account - Authorized Non-Affiliates						0	0	0	0	0	0	0
1199999. Total General Account Authorized						5,494,656	0	0	0	0	0	0
1499999. Total General Account - Unauthorized U.S. Affiliates						0	0	0	0	0	0	0
1799999. Total General Account - Unauthorized Non-U.S. Affiliates						0	0	0	0	0	0	0
1899999. Total General Account - Unauthorized Affiliates						0	0	0	0	0	0	0
2199999. Total General Account - Unauthorized Non-Affiliates						0	0	0	0	0	0	0
2299999. Total General Account Unauthorized						0	0	0	0	0	0	0
2599999. Total General Account - Certified U.S. Affiliates						0	0	0	0	0	0	0
2899999. Total General Account - Certified Non-U.S. Affiliates						0	0	0	0	0	0	0
2999999. Total General Account - Certified Affiliates						0	0	0	0	0	0	0
3299999. Total General Account - Certified Non-Affiliates						0	0	0	0	0	0	0
3399999. Total General Account Certified						0	0	0	0	0	0	0
3499999. Total General Account Authorized, Unauthorized and Certified						5,494,656	0	0	0	0	0	0
3799999. Total Separate Accounts - Authorized U.S. Affiliates						0	0	0	0	0	0	0
4099999. Total Separate Accounts - Authorized Non-U.S. Affiliates						0	0	0	0	0	0	0
4199999. Total Separate Accounts - Authorized Affiliates						0	0	0	0	0	0	0
4499999. Total Separate Accounts - Authorized Non-Affiliates						0	0	0	0	0	0	0
4599999. Total Separate Accounts Authorized						0	0	0	0	0	0	0
4899999. Total Separate Accounts - Unauthorized U.S. Affiliates						0	0	0	0	0	0	0
5199999. Total Separate Accounts - Unauthorized Non-U.S. Affiliates						0	0	0	0	0	0	0
5299999. Total Separate Accounts - Unauthorized Affiliates						0	0	0	0	0	0	0
5599999. Total Separate Accounts - Unauthorized Non-Affiliates						0	0	0	0	0	0	0
5699999. Total Separate Accounts Unauthorized						0	0	0	0	0	0	0
5999999. Total Separate Accounts - Certified U.S. Affiliates						0	0	0	0	0	0	0
6299999. Total Separate Accounts - Certified Non-U.S. Affiliates						0	0	0	0	0	0	0
6399999. Total Separate Accounts - Certified Affiliates						0	0	0	0	0	0	0
6699999. Total Separate Accounts - Certified Non-Affiliates						0	0	0	0	0	0	0
6799999. Total Separate Accounts Certified						0	0	0	0	0	0	0
6899999. Total Separate Accounts Authorized, Unauthorized and Certified						0	0	0	0	0	0	0
6999999. Total U.S. (Sum of 0399999, 0899999, 1499999, 1999999, 2599999, 3099999, 3799999, 4299999, 4899999, 5399999, 5999999 and 6499999)						5,494,656	0	0	0	0	0	0
7099999. Total Non-U.S. (Sum of 0699999, 0999999, 1799999, 2099999, 2899999, 3199999, 4099999, 4399999, 5199999, 5499999, 6299999 and 6599999)						0	0	0	0	0	0	0
9999999 - Totals						5,494,656	0	0	0	0	0	0

Schedule S - Part 4
N O N E

Schedule S - Part 4 - Bank Footnote
N O N E

Schedule S - Part 5
N O N E

Schedule S - Part 5 - Bank Footnote
N O N E

SCHEDULE S - PART 6

Five Year Exhibit of Reinsurance Ceded Business (000 Omitted)

	1 2013	2 2012	3 2011	4 2010	5 2009
A. OPERATIONS ITEMS					
1. Premiums	0	0	0	0	0
2. Title XVIII - Medicare	0	0	0	1	3
3. Title XIX - Medicaid	5,495	4,601	4,231	4,334	4,138
4. Commissions and reinsurance expense allowance	0	0	0	0	0
5. Total hospital and medical expenses	3,307	5,739	2,172	1,748	3,663
B. BALANCE SHEET ITEMS					
6. Premiums receivable	0	0	0	0	0
7. Claims payable	1,804	974	478	617	956
8. Reinsurance recoverable on paid losses	588	962	0	0	1,890
9. Experience rating refunds due or unpaid	0	0	0	0	0
10. Commissions and reinsurance expense allowances due	0	0	0	0	0
11. Unauthorized reinsurance offset	0	0	0	0	0
12. Offset for reinsurance with Certified Reinsurers	0	0	XXX	XXX	XXX
C. UNAUTHORIZED REINSURANCE (DEPOSITS BY AND FUNDS WITHHELD FROM)					
13. Funds deposited by and withheld from (F)	0	0	0	0	0
14. Letters of credit (L)	0	0	0	0	0
15. Trust agreements (T)	0	0	0	0	0
16. Other (O)	0	0	0	0	0
D. REINSURANCE WITH CERTIFIED REINSURERS (DEPOSITS BY AND FUNDS WITHHELD FROM)					
17. Multiple Beneficiary Trust	0	0	XXX	XXX	XXX
18. Funds deposited by and withheld from (F)	0	0	XXX	XXX	XXX
19. Letters of credit (L)	0	0	XXX	XXX	XXX
20. Trust agreements (T)	0	0	XXX	XXX	XXX
21. Other (O)	0	0	XXX	XXX	XXX

SCHEDULE S - PART 7

Restatement of Balance Sheet to Identify Net Credit For Ceded Reinsurance

	1 As Reported (net of ceded)	2 Restatement Adjustments	3 Restated (gross of ceded)
ASSETS (Page 2, Col. 3)			
1. Cash and invested assets (Line 12)	212,907,361	0	212,907,361
2. Accident and health premiums due and unpaid (Line 15)	18,279,690	0	18,279,690
3. Amounts recoverable from reinsurers (Line 16.1)	588,044	(588,044)	0
4. Net credit for ceded reinsurance	XXX	2,326,809	2,326,809
5. All other admitted assets (Balance)	11,934,793	0	11,934,793
6. Total assets (Line 28)	243,709,888	1,738,765	245,448,653
LIABILITIES, CAPITAL AND SURPLUS (Page 3)			
7. Claims unpaid (Line 1)	75,122,210	1,803,727	76,925,937
8. Accrued medical incentive pool and bonus payments (Line 2)	1,007,825	0	1,007,825
9. Premiums received in advance (Line 8)	855,808	0	855,808
10. Funds held under reinsurance treaties with authorized and unauthorized reinsurers (Line 19 first inset amount plus second inset amount)	0	0	0
11. Reinsurance in unauthorized companies (Line 20 minus inset amount)	0	0	0
12. Reinsurance with Certified Reinsurers (Line 20 inset amount)	0	0	0
13. Funds held under reinsurance treaties with Certified Reinsurers (Line 19 third inset amount)	0	0	0
14. All other liabilities (Balance)	37,908,716	(64,962)	37,843,754
15. Total liabilities (Line 24)	114,894,560	1,738,765	116,633,325
16. Total capital and surplus (Line 33)	128,815,328	XXX	128,815,328
17. Total liabilities, capital and surplus (Line 34)	243,709,888	1,738,765	245,448,653
NET CREDIT FOR CEDED REINSURANCE			
18. Claims unpaid	1,803,727		
19. Accrued medical incentive pool	0		
20. Premiums received in advance	0		
21. Reinsurance recoverable on paid losses	588,044		
22. Other ceded reinsurance recoverables	0		
23. Total ceded reinsurance recoverables	2,391,771		
24. Premiums receivable	0		
25. Funds held under reinsurance treaties with authorized and unauthorized reinsurers	0		
26. Unauthorized reinsurance	0		
27. Reinsurance with Certified Reinsurers	0		
28. Funds held under reinsurance treaties with Certified Reinsurers	0		
29. Other ceded reinsurance payables/offsets	64,962		
30. Total ceded reinsurance payables/offsets	64,962		
31. Total net credit for ceded reinsurance	2,326,809		

SCHEDULE T - PART 2
INTERSTATE COMPACT - EXHIBIT OF PREMIUMS WRITTEN
Allocated by States and Territories

States, Etc.		Direct Business Only					
		1	2	3	4	5	6
		Life (Group and Individual)	Annuities (Group and Individual)	Disability Income (Group and Individual)	Long-Term Care (Group and Individual)	Deposit-Type Contracts	Totals
1.	Alabama	AL					
2.	Alaska	AK					
3.	Arizona	AZ					
4.	Arkansas	AR					
5.	California	CA					
6.	Colorado	CO					
7.	Connecticut	CT					
8.	Delaware	DE					
9.	District of Columbia	DC					
10.	Florida	FL					
11.	Georgia	GA					
12.	Hawaii	HI					
13.	Idaho	ID					
14.	Illinois	IL					
15.	Indiana	IN					
16.	Iowa	IA					
17.	Kansas	KS					
18.	Kentucky	KY					
19.	Louisiana	LA					
20.	Maine	ME					
21.	Maryland	MD					
22.	Massachusetts	MA					
23.	Michigan	MI					
24.	Minnesota	MN					
25.	Mississippi	MS					
26.	Missouri	MO					
27.	Montana	MT					
28.	Nebraska	NE					
29.	Nevada	NV					
30.	New Hampshire	NH					
31.	New Jersey	NJ					
32.	New Mexico	NM					
33.	New York	NY					
34.	North Carolina	NC					
35.	North Dakota	ND					
36.	Ohio	OH					
37.	Oklahoma	OK					
38.	Oregon	OR					
39.	Pennsylvania	PA					
40.	Rhode Island	RI					
41.	South Carolina	SC					
42.	South Dakota	SD					
43.	Tennessee	TN					
44.	Texas	TX					
45.	Utah	UT					
46.	Vermont	VT					
47.	Virginia	VA					
48.	Washington	WA					
49.	West Virginia	WV					
50.	Wisconsin	WI					
51.	Wyoming	WY					
52.	American Samoa	AS					
53.	Guam	GU					
54.	Puerto Rico	PR					
55.	U.S. Virgin Islands	VI					
56.	Northern Mariana Islands	MP					
57.	Canada	CAN					
58.	Aggregate Other Alien	OT					
59.	Total						

NONE

SCHEDULE Y
PART 1A - DETAIL OF INSURANCE HOLDING COMPANY SYSTEM

1	2	3	4	5	6	7	8	9	10	11	12	13	14	15
Group Code	Group Name	NAIC Company Code	Federal ID Number	Federal RSSD	CIK	Name of Securities Exchange if Publicly Traded (U.S. or International)	Names of Parent, Subsidiaries Or Affiliates	Domi-ciliary Location	Relation-ship to Reporting Entity	Directly Controlled by (Name of Entity/Person)	Type of Control (Ownership, Board, Management, Attorney-in-Fact, Influence, Other)	If Control is Ownership Provide Percentage	Ultimate Controlling Entity(ies)/Person(s)	*
		.00000	27-2624551				310 Canyon Medical, LLC	CA	NIA	Monarch Management Services, Inc.	Ownership	.100.000	UnitedHealth Group Incorporated	
		.00000	41-1913523				ACN Group IPA of New York, Inc.	NY	NIA	OptumHealth Care Solutions, Inc.	Ownership	.100.000	UnitedHealth Group Incorporated	
		.00000	27-0015861				ACN Group of California, Inc.	CA	IA	OptumHealth Care Solutions, Inc.	Ownership	.100.000	UnitedHealth Group Incorporated	
		.00000	38-3849068				AHJV MSO, Inc.	DE	NIA	AHJV, Inc.	Ownership	.100.000	UnitedHealth Group Incorporated	
		.00000	38-3849066				AHJV, Inc.	CA	NIA	NAMM Holdings, Inc.	Ownership	.75.000	UnitedHealth Group Incorporated	1
		.00000	46-3512233				A-Life Medical, LLC	CA	NIA	Optum360, LLC	Ownership	.100.000	UnitedHealth Group Incorporated	
.0707	UnitedHealth Group Incorporated	.82406	35-1665915				All Savers Insurance Company	IN	IA	Golden Rule Financial Corporation	Ownership	.100.000	UnitedHealth Group Incorporated	
							All Savers Life Insurance Company of California	CA	IA	Golden Rule Financial Corporation	Ownership	.100.000	UnitedHealth Group Incorporated	
.0707	UnitedHealth Group Incorporated	.73130	35-1744596				AmeriChoice Corporation	DE	UIP	UnitedHealth Group Incorporated	Ownership	.100.000	UnitedHealth Group Incorporated	
		.00000	54-1743136				AmeriChoice Health Services, Inc.	DE	NIA	AmeriChoice Corporation	Ownership	.100.000	UnitedHealth Group Incorporated	
.0707	UnitedHealth Group Incorporated	.13178	26-2481299				AmeriChoice of Connecticut, Inc.	CT	IA	AmeriChoice Corporation	Ownership	.100.000	UnitedHealth Group Incorporated	
.0707	UnitedHealth Group Incorporated	.13168	26-2688274				AmeriChoice of Georgia, Inc.	GA	IA	AmeriChoice Corporation	Ownership	.100.000	UnitedHealth Group Incorporated	
.0707	UnitedHealth Group Incorporated	.95497	22-3368602				AmeriChoice of New Jersey, Inc.	NJ	IA	AmeriChoice Corporation	Ownership	.100.000	UnitedHealth Group Incorporated	
		.00000	98-1108620				Amico Saúde Ltda.	BRA	NIA	Polar II Fundo de Investimento em Participações	Ownership	.99.998	UnitedHealth Group Incorporated	2
		.00000					Amil Assistência Médica Internacional S.A.	BRA	NIA	Polar II Fundo de Investimento em Participações	Ownership	.90.230	UnitedHealth Group Incorporated	3
		.00000	98-1109085				Amil Clinical Research Participações Ltda.	BRA	NIA		Ownership	.99.950	UnitedHealth Group Incorporated	2
		.00000	98-1138212				AMIL International S.á.r.l.	LUX	NIA	Amil Lifesciences Participações Ltda.	Ownership	.100.000	UnitedHealth Group Incorporated	
		.00000	98-1110579				Amil Assistência Médica Internacional S.A.			Amil Assistência Médica Internacional S.A.	Ownership	.99.990	UnitedHealth Group Incorporated	2
		.00000	61-1314126				Amil Lifesciences Participações Ltda.	BRA	NIA	Amil Assistência Médica Internacional S.A.	Ownership	.100.000	UnitedHealth Group Incorporated	
		.00000	86-0813232				Aperture Credentialing, Inc.	DE	NIA	OptumInsight, Inc.	Ownership	.100.000	UnitedHealth Group Incorporated	
		.00000	90-0369702				Arizona Physicians IPA, Inc.	AZ	IA	UnitedHealthcare, Inc.	Ownership	.100.000	UnitedHealth Group Incorporated	
		.00000	80-0368187				ASI Global, LLC	TX	NIA	FrontierMEDEX, Inc.	Ownership	.100.000	UnitedHealth Group Incorporated	
		.00000	35-2416318				Aveta Arizona, Inc.	AZ	NIA	NAMM Holdings, Inc.	Ownership	.100.000	UnitedHealth Group Incorporated	
		.00000	90-0632302				Aveta Colorado, Inc.	DE	NIA	NAMM Holdings, Inc.	Ownership	.100.000	UnitedHealth Group Incorporated	
		.00000	20-4057813				Aveta Health Solutions Inc.	DE	NIA	NAMM Holdings, Inc.	Ownership	.100.000	UnitedHealth Group Incorporated	
		.00000	27-2823524				Aveta Inc.	DE	NIA	Collaborative Care Holdings, LLC	Ownership	.100.000	UnitedHealth Group Incorporated	
		.00000	36-4704309				Aveta Kansas City, Inc.	KS	NIA	NAMM Holdings, Inc.	Ownership	.100.000	UnitedHealth Group Incorporated	
		.00000	84-1544013				Aveta Tennessee, Inc.	DE	NIA	NAMM Holdings, Inc.	Ownership	.100.000	UnitedHealth Group Incorporated	
		.00000	88-0267857				bConnected Software, Inc.	DE	NIA	Connexions, Inc.	Ownership	.100.000	UnitedHealth Group Incorporated	
		.00000					Behavioral Healthcare Options, Inc.	IN	NIA	Sierra Health Services, Inc.	Ownership	.100.000	UnitedHealth Group Incorporated	
		.00000	98-1112673				Bosque Medical Center S.A.	BRA	NIA	Amil Assistência Médica Internacional S.A.	Ownership	.65.680	UnitedHealth Group Incorporated	
		.00000	98-1112673				Bosque Medical Center S.A.	BRA	NIA	Amico Saúde Ltda.	Ownership	.27.690	UnitedHealth Group Incorporated	
		.00000	98-1112673				Bosque Medical Center S.A.	BRA	NIA	Esho – Empresa de Serviços Hospitalares S.A.	Ownership	.6.640	UnitedHealth Group Incorporated	
		.00000					CanReg (Europe) Limited	JRL	NIA	OptumInsight (Canada) Inc.	Ownership	.100.000	UnitedHealth Group Incorporated	
.0707	UnitedHealth Group Incorporated	.12313	20-8375685				Care Improvement Plus Group Management, LLC	MD	NIA	XLHealth Corporation	Ownership	.100.000	UnitedHealth Group Incorporated	
			20-2412936				Care Improvement Plus of Maryland, Inc.	MD	IA	XLHealth Corporation	Ownership	.100.000	UnitedHealth Group Incorporated	
.0707	UnitedHealth Group Incorporated	.12558	45-4976934				Care Improvement Plus of Texas Insurance Company	TX	IA	XLHealth Corporation	Ownership	.100.000	UnitedHealth Group Incorporated	
		.00000	27-3536376				Care Improvement Plus Practitioners, LLC	MD	NIA	XLHealth Corporation	Ownership	.100.000	UnitedHealth Group Incorporated	
.0707	UnitedHealth Group Incorporated	.12567	20-3888112				Care Improvement Plus South Central Insurance Company	AR	IA	XLHealth Corporation	Ownership	.100.000	UnitedHealth Group Incorporated	
.0707	UnitedHealth Group Incorporated	.14041	27-5038136				Care Improvement Plus Wisconsin Insurance Company	WI	IA	XLHealth Corporation	Ownership	.100.000	UnitedHealth Group Incorporated	

SCHEDULE Y
PART 1A - DETAIL OF INSURANCE HOLDING COMPANY SYSTEM

1	2	3	4	5	6	7	8	9	10	11	12	13	14	15
Group Code	Group Name	NAIC Company Code	Federal ID Number	Federal RSSD	CIK	Name of Securities Exchange if Publicly Traded (U.S. or International)	Names of Parent, Subsidiaries Or Affiliates	Domi-ciliary Location	Relation-ship to Reporting Entity	Directly Controlled by (Name of Entity/Person)	Type of Control (Ownership, Board, Management, Attorney-in-Fact, Influence, Other)	If Control is Ownership Provide Percentage	Ultimate Controlling Entity(ies)/Person(s)	*
0707	UnitedHealth Group Incorporated	00000	46-3521215				CareMedic Systems, LLC	CA	NIA	Optum360, LLC	Ownership	100.000	UnitedHealth Group Incorporated	
		00000	20-5807941				Catalyst360, LLC	DE	NIA	Optum Services, Inc.	Ownership	100.000	UnitedHealth Group Incorporated	
		00000	98-1111491				Cemed Care Empresa de Atendimento Clínico Geral Ltda.	BRA	NIA	Amil Assistência Médica Internacional S.A.	Ownership	96.940	UnitedHealth Group Incorporated	1
		00000	98-1111491				Cemed Care Empresa de Atendimento Clínico Geral Ltda.	BRA	NIA	Amico Saúde Ltda.	Ownership	2.540	UnitedHealth Group Incorporated	1
		00000					ChinaGate (Hong Kong) Limited	HKG	NIA	Optum, Inc.	Ownership	100.000	UnitedHealth Group Incorporated	
		00000	98-1094627				ChinaGate Company Limited	CHN	NIA	ChinaGate (Hong Kong) Limited	Ownership	100.000	UnitedHealth Group Incorporated	
		11836	13-4247706				Citrus Health Care, Inc.	FL	IA	PHC Holdings of Florida, Inc.	Ownership	100.000	UnitedHealth Group Incorporated	
		00000	56-2674371				Coachella Valley Physicians of PrimeCare, Inc.	CA	NIA	PrimeCare Medical Network, Inc.	Ownership	100.000	UnitedHealth Group Incorporated	
		00000	27-2337616				Collaborative Care Holdings, LLC	DE	NIA	OptumHealth Holdings, LLC	Ownership	100.000	UnitedHealth Group Incorporated	
		00000	27-2337487				Collaborative Care Services, Inc.	DE	NIA	Collaborative Care Holdings, LLC	Ownership	100.000	UnitedHealth Group Incorporated	
		00000	27-3470466				Collaborative Care Solutions, LLC	DE	NIA	Collaborative Care Services, Inc.	Ownership	100.000	UnitedHealth Group Incorporated	
		00000	11-3647007				Comfort Care Transportation, LLC	TX	NIA	WellMed Medical Management, Inc.	Ownership	100.000	UnitedHealth Group Incorporated	
		00000	61-1351358				Commonwealth Administrators, LLC	KY	NIA	UMR, Inc.	Ownership	100.000	UnitedHealth Group Incorporated	
		00000	20-2581574				Connexions HCI NM, LLC	NM	NIA	Connexions, Inc.	Ownership	100.000	UnitedHealth Group Incorporated	
		00000	20-1825933				Connexions HCI, LLC	FL	NIA	Connexions, Inc.	Ownership	100.000	UnitedHealth Group Incorporated	
		00000	59-3684411				Connexions, Inc.	FL	NIA	OptumHealth Holdings, LLC	Ownership	100.000	UnitedHealth Group Incorporated	
		00000	52-1811176				DBP Services of New York IPA, Inc.	NY	NIA	Dental Benefit Providers, Inc.	Ownership	100.000	UnitedHealth Group Incorporated	
		00000	52-1452809				Dental Benefit Providers of California, Inc.	CA	IA	Dental Benefit Providers, Inc.	Ownership	100.000	UnitedHealth Group Incorporated	
		52053	36-4008355				Dental Benefit Providers of Illinois, Inc.	IL	IA	Dental Benefit Providers, Inc.	Ownership	100.000	UnitedHealth Group Incorporated	
		00000	41-2014834				Dental Benefit Providers, Inc.	DE	NIA	United HealthCare Services, Inc.	Ownership	100.000	UnitedHealth Group Incorporated	
		00000	30-0238641				Distance Learning Network, Inc.	DE	NIA	OptumHealth Holdings, LLC	Ownership	100.000	UnitedHealth Group Incorporated	
		00000	80-0947972				DPCA, Inc.	DE	NIA	UnitedHealth Group Ventures, LLC	Ownership	100.000	UnitedHealth Group Incorporated	
		00000					Duncan Printing Services, LLC	SC	NIA	UnitedHealthcare Insurance Company	Ownership	100.000	UnitedHealth Group Incorporated	
		00000	84-1162764				Electronic Network Systems, Inc.	DE	NIA	OptumInsight, Inc.	Ownership	100.000	UnitedHealth Group Incorporated	
		00000	98-1103713				ELG FZE	ARE	NIA	FrontierMEDEX Limited	Ownership	100.000	UnitedHealth Group Incorporated	
		00000	98-1111172				Esho – Empresa de Serviços Hospitalares S.A.	BRA	NIA	Amil Assistência Médica Internacional S.A.	Ownership	95.520	UnitedHealth Group Incorporated	4
		00000	98-1111172				Esho – Empresa de Serviços Hospitalares S.A.	BRA	NIA	Amico Saúde Ltda.	Ownership	2.840	UnitedHealth Group Incorporated	4
		00000					Etho – Empresa de Tecnologia Hospitalar Ltda.	BRA	NIA	Amil Assistência Médica Internacional S.A.	Ownership	50.010	UnitedHealth Group Incorporated	3
		00000	86-0964571				Evercare Collaborative Solutions, Inc.	DE	NIA	Ovations, Inc.	Ownership	100.000	UnitedHealth Group Incorporated	
		00000	30-0226127				Evercare Hospice, Inc.	DE	NIA	Collaborative Care Holdings, LLC	Ownership	100.000	UnitedHealth Group Incorporated	
		00000	86-0618309				Evercare of Arizona, Inc.	AZ	IA	Ovations, Inc.	Ownership	100.000	UnitedHealth Group Incorporated	
		00000	98-1111239				Excellion Serviços Biomédicos S.A.	BRA	NIA	Esho – Empresa de Serviços Hospitalares S.A.	Ownership	99.980	UnitedHealth Group Incorporated	1
		00000	11-3669765				Executive Health Resources, Inc.	PA	NIA	OptumInsight, Inc.	Ownership	100.000	UnitedHealth Group Incorporated	
		00000					Exploration for Mine Clearance LLC	JRQ	NIA	FrontierMEDEX Limited	Ownership	100.000	UnitedHealth Group Incorporated	
		00000	98-1113428				Exploration Logistics B.C. Ltd.	CAN	NIA	FrontierMEDEX Canada Limited	Ownership	100.000	UnitedHealth Group Incorporated	
		00000	98-1101521				Exploration Logistics Group for Medical Services PLC LTD	JRQ	NIA	FrontierMEDEX Limited	Ownership	100.000	UnitedHealth Group Incorporated	
		00000					Exploration Logistics Nova Scotia Limited	CAN	NIA	FrontierMEDEX Canada Limited	Ownership	100.000	UnitedHealth Group Incorporated	
		00000	88-0223385				Family Health Care Services	NV	NIA	Sierra Health Services, Inc.	Ownership	100.000	UnitedHealth Group Incorporated	
		00000	88-0257036				Family Home Hospice, Inc.	NV	NIA	Sierra Health Services, Inc.	Ownership	100.000	UnitedHealth Group Incorporated	
		00000	35-2456267				FMG Holdings, LLC	DE	NIA	UnitedHealth Group Incorporated	Ownership	100.000	UnitedHealth Group Incorporated	
		00000	86-0908902				FOR HEALTH OF ARIZONA, INC.	AZ	NIA	For Health, Inc.	Ownership	100.000	UnitedHealth Group Incorporated	

SCHEDULE Y
PART 1A - DETAIL OF INSURANCE HOLDING COMPANY SYSTEM

1	2	3	4	5	6	7	8	9	10	11	12	13	14	15
Group Code	Group Name	NAIC Company Code	Federal ID Number	Federal RSSD	CIK	Name of Securities Exchange if Publicly Traded (U.S. or International)	Names of Parent, Subsidiaries Or Affiliates	Domi-ciliary Loca-tion	Rela-tion-ship to Reporting Entity	Directly Controlled by (Name of Entity/Person)	Type of Control (Ownership, Board, Management, Attorney-in-Fact, Influence, Other)	If Control is Ownership Provide Percentage	Ultimate Controlling Entity(ies)/Person(s)	*
		.00000	33-0766617				For Health, Inc.	.DE	.NIA	Inspiris, Inc.	Ownership	.100.000	UnitedHealth Group Incorporated	
		.00000					Frontier Medex Tanzania Limited	.TZA	.NIA	FrontierMEDEX Limited	Ownership	.99.000	UnitedHealth Group Incorporated	2
		.00000	68-0679514				FrontierMEDEX (RMS), Inc.	.DE	.NIA	FMG Holdings, LLC	Ownership	.100.000	UnitedHealth Group Incorporated	
		.00000	98-1103497				FrontierMEDEX Canada Holdings Ltd.	.CAN	.NIA	UnitedHealthcare International I B.V.	Ownership	.100.000	UnitedHealth Group Incorporated	
		.00000	98-1104429				FrontierMEDEX Canada Limited	.CAN	.NIA	FrontierMEDEX Canada Holdings Ltd.	Ownership	.100.000	UnitedHealth Group Incorporated	
		.00000	45-5339512				FrontierMEDEX Government Services, LLC	.DE	.NIA	FMG Holdings, LLC	Ownership	.100.000	UnitedHealth Group Incorporated	
		.00000	98-1147103				FrontierMedex Kenya Limited	.KEN	.NIA	FrontierMEDEX Limited	Ownership	.99.900	UnitedHealth Group Incorporated	2
		.00000					FrontierMEDEX Limited	.GBR	.NIA	UnitedHealthcare International I B.V.	Ownership	.100.000	UnitedHealth Group Incorporated	
		.00000	33-1219808				FrontierMEDEX US, Inc.	.DE	.NIA	FMG Holdings, LLC	Ownership	.100.000	UnitedHealth Group Incorporated	
		.00000	52-2230470				FrontierMEDEX, Inc.	.MN	.NIA	FrontierMEDEX US, Inc.	Ownership	.100.000	UnitedHealth Group Incorporated	
		.00000	37-0855360				Golden Rule Financial Corporation	.DE	.NIA	UnitedHealth Group Incorporated	Ownership	.100.000	UnitedHealth Group Incorporated	
.0707	UnitedHealth Group Incorporated	.62286	37-6028756	3057283			Golden Rule Insurance Company	.IN	.IA	Golden Rule Financial Corporation	Ownership	.100.000	UnitedHealth Group Incorporated	
		.00000	98-0213198				H&W Indemnity (SPC), Ltd.	.CYM	.NIA	UnitedHealth Group Incorporated	Ownership	.100.000	UnitedHealth Group Incorporated	
.0707	UnitedHealth Group Incorporated	.43893	13-3584296				Health Net Insurance of New York, Inc.	.NY	.IA	Oxford Health Plans LLC	Ownership	.100.000	UnitedHealth Group Incorporated	
		.00000	98-0153069				Health Net Services (Bermuda) Ltd.	.BMU	.NIA	Oxford Health Plans LLC	Ownership	.100.000	UnitedHealth Group Incorporated	
.0707	UnitedHealth Group Incorporated	.96342	88-0201035				Health Plan of Nevada, Inc.	.NV	.IA	Sierra Health Services, Inc.	Ownership	.100.000	UnitedHealth Group Incorporated	
		.00000	98-1098167				Health Technology Analysts Pty Limited	.AUS	.NIA	OptumInsight, Inc.	Ownership	.100.000	UnitedHealth Group Incorporated	
		.00000	95-4763349				HealthAllies, Inc.	.DE	.NIA	OptumHealth Holdings, LLC	Ownership	.100.000	UnitedHealth Group Incorporated	
		.00000	20-8910978				Hospice Inspiris Holdings, Inc.	.TN	.NIA	Inspiris, Inc.	Ownership	.100.000	UnitedHealth Group Incorporated	
		.00000	20-8911466				Hospice Inspiris of Pennsylvania, Inc.	.TN	.NIA	Hospice Inspiris Holdings, Inc.	Ownership	.100.000	UnitedHealth Group Incorporated	
		.00000	20-8911303				Hospice Inspiris of Texas, Inc.	.TN	.NIA	Hospice Inspiris Holdings, Inc.	Ownership	.100.000	UnitedHealth Group Incorporated	
		.00000	98-1111920				Hospital Alvorada de Taguatinga Ltda.	.BRA	.NIA	Amil Assistência Médica Internacional S.A.	Ownership	.99.990	UnitedHealth Group Incorporated	2
		.00000	98-1138570				HPP - Hospitais Privados de Portugal, SGPS, S.A.	.PRT	.NIA	Amil International S.á.r.l.	Ownership	.100.000	UnitedHealth Group Incorporated	
		.00000	98-1139095				HPP A.C.E.	.PRT	.NIA	HPP - Hospitais Privados de Portugal, SGPS, S.A.	Ownership	.70.000	UnitedHealth Group Incorporated	
		.00000	98-1139095				HPP A.C.E.	.PRT	.NIA	HPP Algarve, S.A.	Ownership	.6.000	UnitedHealth Group Incorporated	
		.00000	98-1139095				HPP A.C.E.	.PRT	.NIA	HPP Boavista, S.A.	Ownership	.6.000	UnitedHealth Group Incorporated	
		.00000	98-1139095				HPP A.C.E.	.PRT	.NIA	HPP Lusiadas, S.A.	Ownership	.6.000	UnitedHealth Group Incorporated	
		.00000	98-1139095				HPP A.C.E.	.PRT	.NIA	HPP Saúde - Parcerias Cascais, S.A.	Ownership	.6.000	UnitedHealth Group Incorporated	
		.00000	98-1139095				HPP A.C.E.	.PRT	.NIA	HPP Viseu, S.A.	Ownership	.6.000	UnitedHealth Group Incorporated	
		.00000	98-1138873				HPP Algarve, S.A.	.PRT	.NIA	HPP - Hospitais Privados de Portugal, SGPS, S.A.	Ownership	.100.000	UnitedHealth Group Incorporated	
		.00000	98-1138203				HPP Boavista, S.A.	.PRT	.NIA	HPP - Hospitais Privados de Portugal, SGPS, S.A.	Ownership	.100.000	UnitedHealth Group Incorporated	
		.00000	98-1139089				HPP Lusiadas, S.A.	.PRT	.NIA	HPP - Hospitais Privados de Portugal, SGPS, S.A.	Ownership	.100.000	UnitedHealth Group Incorporated	
		.00000	98-1137620				HPP Saúde - Parcerias Cascais, S.A.	.PRT	.NIA	HPP - Hospitais Privados de Portugal, SGPS, S.A.	Ownership	.100.000	UnitedHealth Group Incorporated	
		.00000	98-1139169				HPP Viseu, S.A.	.PRT	.NIA	HPP - Hospitais Privados de Portugal, SGPS, S.A.	Ownership	.65.000	UnitedHealth Group Incorporated	1
		.00000	26-2912304				Humedica, Inc.	.DE	.NIA	United HealthCare Services, Inc.	Ownership	.100.000	UnitedHealth Group Incorporated	
		.00000	36-4331825				Hygeia Corporation	.DE	.NIA	UnitedHealth International, Inc.	Ownership	.100.000	UnitedHealth Group Incorporated	
		.00000	98-1099968				Hygeia Corporation (Ontario)	.CAN	.NIA	UnitedHealth Group International L.P.	Ownership	.100.000	UnitedHealth Group Incorporated	
		.00000					Imed Star Serviços Médicos e Odontológicos Ltda.	.BRA	.NIA	Amil Assistência Médica Internacional S.A.	Ownership	.50.000	UnitedHealth Group Incorporated	
		.00000					Imed Star Serviços Médicos e Odontológicos Ltda.	.BRA	.NIA	Amico Saúde Ltda.	Ownership	.50.000	UnitedHealth Group Incorporated	
		.00000	86-0477097				Information Network Corporation	.AZ	.NIA	AmeriChoice Corporation	Ownership	.100.000	UnitedHealth Group Incorporated	

SCHEDULE Y
PART 1A - DETAIL OF INSURANCE HOLDING COMPANY SYSTEM

1	2	3	4	5	6	7	8	9	10	11	12	13	14	15
Group Code	Group Name	NAIC Company Code	Federal ID Number	Federal RSSD	CIK	Name of Securities Exchange if Publicly Traded (U.S. or International)	Names of Parent, Subsidiaries Or Affiliates	Domi-ciliary Loca-tion	Relation-ship to Reporting Entity	Directly Controlled by (Name of Entity/Person)	Type of Control (Ownership, Board, Management, Attorney-in-Fact, Influence, Other)	If Control is Ownership Provide Percentage	Ultimate Controlling Entity(ies)/Person(s)	*
		00000	36-4733428				Informed Choice HealthCare Alliance, Inc.	IL	NIA	North American Medical Management – Illinois, Inc.	Ownership	100.000	UnitedHealth Group Incorporated	
		00000	98-1094872				Ingenix Innovus (Netherlands) B.V.	NLD	NIA	Optum, Inc.	Ownership	100.000	UnitedHealth Group Incorporated	
		00000	62-1641102				Ingram & Associates, LLC	TN	NIA	Optum360, LLC	Ownership	100.000	UnitedHealth Group Incorporated	
		00000	13-4138668				INSPIRIS of New York IPA, Inc.	NY	NIA	Inspiris, Inc.	Ownership	100.000	UnitedHealth Group Incorporated	
		00000	13-4138665				INSPIRIS of New York Management, Inc.	NY	NIA	Inspiris, Inc.	Ownership	100.000	UnitedHealth Group Incorporated	
		00000	20-5355196				Inspiris of Tennessee, Inc.	TN	NIA	Inspiris, Inc.	Ownership	100.000	UnitedHealth Group Incorporated	
		00000	26-2885572				INSPIRIS of Texas Physician Group	TX	NIA	Inspiris Services Company	Ownership	100.000	UnitedHealth Group Incorporated	
		00000	26-0683057				Inspiris Services Company	TN	NIA	Inspiris, Inc.	Ownership	100.000	UnitedHealth Group Incorporated	
		00000	33-0766366				Inspiris, Inc.	DE	NIA	Collaborative Care Holdings, LLC	Ownership	100.000	UnitedHealth Group Incorporated	
		00000	98-1097022				International Psychological Services Pty Limited	AUS	NIA	PPC Worldwide Pty Ltd	Ownership	100.000	UnitedHealth Group Incorporated	
		00000	32-0409538				Lifeprint Accountable Care Organization, LLC	DE	NIA	Collaborative Care Holdings, LLC	Ownership	100.000	UnitedHealth Group Incorporated	
		00000	45-3143218				Lifeprint East, Inc.	DE	NIA	Collaborative Care Holdings, LLC	Ownership	100.000	UnitedHealth Group Incorporated	
		00000	27-2309024				LifePrint Health, Inc.	DE	NIA	Collaborative Care Holdings, LLC	Ownership	100.000	UnitedHealth Group Incorporated	
		00000	39-1974851				Logistics Health, Inc.	WI	NIA	OptumHealth Holdings, LLC	Ownership	100.000	UnitedHealth Group Incorporated	
		00000	46-3531420				Lynx Medical Systems, LLC	WA	NIA	Optum360, LLC	Ownership	100.000	UnitedHealth Group Incorporated	
		00000					M.K. Diagnóstico por Imagem Ltda.	BRA	NIA	Esho – Empresa de Serviços Hospitalares S.A.	Ownership	100.000	UnitedHealth Group Incorporated	
		00000	52-2129787				MAMSI Insurance Resources, LLC	MD	NIA	OneNet PPO, LLC	Ownership	100.000	UnitedHealth Group Incorporated	
0707	UnitedHealth Group Incorporated	60321	52-1803283				MAMSI Life and Health Insurance Company	MD	IA	United HealthCare Services, Inc.	Ownership	100.000	UnitedHealth Group Incorporated	
		00000	14-1782475				Managed Physical Network, Inc.	NY	NIA	OptumHealth Care Solutions, Inc.	Ownership	100.000	UnitedHealth Group Incorporated	
0707	UnitedHealth Group Incorporated	00000	42-1741594				MD Ops, Inc.	CA	NIA	North American Medical Management California, Inc.	Ownership	100.000	UnitedHealth Group Incorporated	
		96310	52-1169135				MD-Individual Practice Association, Inc.	MD	IA	United HealthCare Services, Inc.	Ownership	100.000	UnitedHealth Group Incorporated	
		00000	52-2178531				MEDEX Insurance Services, Inc.	MD	NIA	FrontierMEDEX, Inc.	Ownership	100.000	UnitedHealth Group Incorporated	
0707	UnitedHealth Group Incorporated	12756	20-3391186				Medica Health Plans of Florida, Inc.	FL	IA	United HealthCare Services, Inc.	Ownership	100.000	UnitedHealth Group Incorporated	
0707	UnitedHealth Group Incorporated	12155	01-0788576				Medica HealthCare Plans, Inc.	FL	IA	United HealthCare Services, Inc.	Ownership	100.000	UnitedHealth Group Incorporated	
		00000	26-4808018				Medical Preparatory School of Allied Health, LLC	TX	NIA	WellMed Medical Management, Inc.	Ownership	100.000	UnitedHealth Group Incorporated	
		00000	32-0037402				Medical Transportation Services, LLC	FL	NIA	United HealthCare Services, Inc.	Ownership	100.000	UnitedHealth Group Incorporated	
		00000	27-2252446				MHC Real Estate Holdings, LLC	CA	NIA	Monarch Management Services, Inc.	Ownership	100.000	UnitedHealth Group Incorporated	
0707	UnitedHealth Group Incorporated	79480	35-1279304				Midwest Security Life Insurance Company	WI	IA	UnitedHealthcare, Inc.	Ownership	100.000	UnitedHealth Group Incorporated	
		00000	46-2881462				Minnesota Waypoint Physical Therapy, Inc.	DE	NIA	Pointway, Inc.	Ownership	100.000	UnitedHealth Group Incorporated	
		00000	46-3949765				MN Waypoint Sports Physical Therapy, Inc.	DE	NIA	Pointway, Inc.	Ownership	100.000	UnitedHealth Group Incorporated	
		00000	27-1799346				Monarch Financial Services, LLC	CA	NIA	Monarch Management Services, Inc.	Ownership	85.000	UnitedHealth Group Incorporated	3
		00000	45-3142852				Monarch Management Services, Inc.	DE	NIA	Collaborative Care Holdings, LLC	Ownership	100.000	UnitedHealth Group Incorporated	
		00000	20-3236839				NAMM Holdings, Inc.	DE	NIA	Aveta Inc.	Ownership	100.000	UnitedHealth Group Incorporated	
0707	UnitedHealth Group Incorporated	00000	32-0284920				NAMM West, Inc.	AZ	NIA	North American Medical Management California, Inc.	Ownership	100.000	UnitedHealth Group Incorporated	
0707	UnitedHealth Group Incorporated	95251	76-0196559				National Pacific Dental, Inc.	TX	IA	Dental Benefit Providers, Inc.	Ownership	100.000	UnitedHealth Group Incorporated	
		95123	65-0996107				Neighborhood Health Partnership, Inc.	FL	IA	UnitedHealthcare, Inc.	Ownership	100.000	UnitedHealth Group Incorporated	
		00000	20-4755277				Netwerkes, LLC	TN	NIA	Payment Resolution Services, LLC	Ownership	100.000	UnitedHealth Group Incorporated	
		00000	46-3584152				Nevada Medical Services LLC	NV	NIA	Collaborative Care Services, Inc.	Ownership	100.000	UnitedHealth Group Incorporated	
0707	UnitedHealth Group Incorporated	95758	88-0228572				Nevada Pacific Dental	NV	IA	Dental Benefit Providers, Inc.	Ownership	100.000	UnitedHealth Group Incorporated	
		00000	36-3984647				North American Medical Management – Illinois, Inc.	IL	NIA	NAMM Holdings, Inc.	Ownership	100.000	UnitedHealth Group Incorporated	
		00000	33-0673955				North American Medical Management California, Inc.	TN	NIA	NAMM Holdings, Inc.	Ownership	100.000	UnitedHealth Group Incorporated	
		00000	88-0245121				Northern Nevada Health Network, Inc.	NV	NIA	Sierra Health Services, Inc.	Ownership	100.000	UnitedHealth Group Incorporated	

SCHEDULE Y
PART 1A - DETAIL OF INSURANCE HOLDING COMPANY SYSTEM

1	2	3	4	5	6	7	8	9	10	11	12	13	14	15
Group Code	Group Name	NAIC Company Code	Federal ID Number	Federal RSSD	CIK	Name of Securities Exchange if Publicly Traded (U.S. or International)	Names of Parent, Subsidiaries Or Affiliates	Domi-ciliary Loca-tion	Relation-ship to Reporting Entity	Directly Controlled by (Name of Entity/Person)	Type of Control (Ownership, Board, Management, Attorney-in-Fact, Influence, Other)	If Control is Ownership Provide Percentage	Ultimate Controlling Entity(ies)/Person(s)	*
.0707	UnitedHealth Group Incorporated	.00000	52-2129786				OneNet PP0, LLC	.MD	NIA	UnitedHealthcare Insurance Company	Ownership	.100.000	UnitedHealth Group Incorporated	
		.96940	52-1518174				Optimum Choice, Inc.	.MD	.IA	United HealthCare Services, Inc.	Ownership	.100.000	UnitedHealth Group Incorporated	
		.00000	98-1101842				Optum (Argentina) SRL	.ARG	NIA	Ingenix Innovus (Netherlands) B.V.	Ownership	.90.000	UnitedHealth Group Incorporated	
		.00000	98-1101842				Optum (Argentina) SRL	.ARG	NIA	Optum UK Solutions Group Limited	Ownership	.10.000	UnitedHealth Group Incorporated	
		.00000	90-1105114				Optum (France) SAS	.FRA	NIA	Ingenix Innovus (Netherlands) B.V.	Ownership	.100.000	UnitedHealth Group Incorporated	
		.00000	98-1104898				Optum (Spain), S.A.U.	.ESP	NIA	Ingenix Innovus (Netherlands) B.V.	Ownership	.100.000	UnitedHealth Group Incorporated	
		.00000	47-0858534	3202702			Optum Bank, Inc.	.UT	NIA	OptumHealth Financial Services, Inc.	Ownership	.100.000	UnitedHealth Group Incorporated	
		.00000	45-3142512				Optum Clinical Services, Inc.	.DE	NIA	Collaborative Care Holdings, LLC	Ownership	.100.000	UnitedHealth Group Incorporated	
		.00000	04-3574101				Optum Government Solutions, Inc.	.DE	NIA	OptumInsight, Inc.	Ownership	.100.000	UnitedHealth Group Incorporated	
		.00000					Optum Health & Technology Limited	.GBR	NIA	Optum UK Solutions Group Limited	Ownership	.100.000	UnitedHealth Group Incorporated	
							Optum Health & Technology Serviços Do Brasil Ltda.	.BRA	NIA	Ingenix Innovus (Netherlands) B.V.	Ownership	.99.000	UnitedHealth Group Incorporated	
		.00000					Optum Health & Technology Serviços Do Brasil Ltda.	.BRA	NIA	OptumInsight, Inc.	Ownership	.1.000	UnitedHealth Group Incorporated	
		.00000					Optum Labs Dimensions, Inc.	.DE	NIA	Optum Labs, Inc.	Ownership	.100.000	UnitedHealth Group Incorporated	
		.00000	46-1615964				Optum Labs, Inc.	.DE	NIA	Optum, Inc.	Ownership	.100.000	UnitedHealth Group Incorporated	
							Optum Nevada Accountable Care Organization LLC	.DE	NIA	Collaborative Care Holdings, LLC	Ownership	.100.000	UnitedHealth Group Incorporated	
		.00000	90-1001805				Optum Public Sector Solutions, Inc.	.DE	NIA	OptumInsight, Inc.	Ownership	.100.000	UnitedHealth Group Incorporated	
		.00000	20-4581265				Optum Rocket, Inc.	.DE	NIA	Picis, Inc.	Ownership	.100.000	UnitedHealth Group Incorporated	
		.00000	46-3328009				Optum Rocket, Inc.	.DE	NIA	Optum, Inc.	Ownership	.100.000	UnitedHealth Group Incorporated	
		.00000	45-4683454				Optum Services, Inc.	.DE	NIA	Optum, Inc.	Ownership	.100.000	UnitedHealth Group Incorporated	
		.00000	98-1147355				Optum Solutions & Services Limited	.GBR	NIA	Optum UK Solutions Group Limited	Ownership	.100.000	UnitedHealth Group Incorporated	
		.00000	98-0644599				Optum Solutions UK Holdings Limited	.GBR	NIA	Optum, Inc.	Ownership	.100.000	UnitedHealth Group Incorporated	
		.00000	98-1097769				Optum UK Solutions Group Limited	.GBR	NIA	Optum Solutions UK Holdings Limited	Ownership	.100.000	UnitedHealth Group Incorporated	
		.00000	30-0580620	3119994			Optum, Inc.	.DE	NIA	United HealthCare Services, Inc.	Ownership	.100.000	UnitedHealth Group Incorporated	
		.00000	46-3983926				Optum360 Services, Inc.	.DE	NIA	Optum Rocket, Inc.	Ownership	.75.000	UnitedHealth Group Incorporated	3
		.00000	46-3328307				Optum360, LLC	.DE	NIA	Optum Rocket, Inc.	Ownership	.75.000	UnitedHealth Group Incorporated	3
		.00000	41-1591944				OptumHealth Care Solutions, Inc.	.MN	NIA	OptumHealth Holdings, LLC	Ownership	.100.000	UnitedHealth Group Incorporated	
		.00000	47-0858530				OptumHealth Financial Services, Inc.	.DE	NIA	OptumHealth Holdings, LLC	Ownership	.100.000	UnitedHealth Group Incorporated	
		.00000					OptumHealth Holdings, LLC	.DE	NIA	Optum, Inc.	Ownership	.100.000	UnitedHealth Group Incorporated	
		.00000	98-1106868				OptumHealth International B.V.	.NLD	NIA	Optum, Inc.	Ownership	.100.000	UnitedHealth Group Incorporated	
		.00000	98-1097397				OptumInsight (Canada) Inc.	.CAN	NIA	OptumInsight, Inc.	Ownership	.100.000	UnitedHealth Group Incorporated	
		.00000	98-1095252				OptumInsight (Deutschland) GmbH	.DEU	NIA	Ingenix Innovus (Netherlands) B.V.	Ownership	.100.000	UnitedHealth Group Incorporated	
		.00000	98-1095260				OptumInsight (Singapore) Pte. Ltd.	.SGP	NIA	OptumInsight, Inc.	Ownership	.100.000	UnitedHealth Group Incorporated	
		.00000	98-1097261				OptumInsight (Sweden) AB	.SWE	NIA	Ingenix Innovus (Netherlands) B.V.	Ownership	.100.000	UnitedHealth Group Incorporated	
		.00000					OptumInsight Holdings, LLC	.DE	NIA	Optum, Inc.	Ownership	.100.000	UnitedHealth Group Incorporated	
		.00000	98-1094659				OptumInsight Italy S.r.l.	.ITA	NIA	Ingenix Innovus (Netherlands) B.V.	Ownership	.100.000	UnitedHealth Group Incorporated	
		.00000	98-1099715				OptumInsight Korea LLC	.KOR	NIA	Optum, Inc.	Ownership	.100.000	UnitedHealth Group Incorporated	
		.00000	04-3383745				OptumInsight Life Sciences, Inc.	.DE	NIA	OptumInsight, Inc.	Ownership	.100.000	UnitedHealth Group Incorporated	
		.00000	98-1100008				OptumInsight Poland sp. z o.o.	.POL	NIA	Ingenix Innovus (Netherlands) B.V.	Ownership	.99.000	UnitedHealth Group Incorporated	
		.00000	98-1100008				OptumInsight Poland sp. z o.o.	.POL	NIA	OptumInsight, Inc.	Ownership	.1.000	UnitedHealth Group Incorporated	
		.00000	41-1858498				OptumInsight, Inc.	.DE	NIA	OptumInsight Holdings, LLC	Ownership	.100.000	UnitedHealth Group Incorporated	
		.00000					OptumRx Holdings, LLC	.DE	NIA	Optum, Inc.	Ownership	.100.000	UnitedHealth Group Incorporated	
		.00000	20-0151096				OptumRx NY IPA, Inc.	.NY	NIA	OptumRx, Inc.	Ownership	.100.000	UnitedHealth Group Incorporated	
		.00000	33-0441200				OptumRx, Inc.	.CA	NIA	OptumRx Holdings, LLC	Ownership	.100.000	UnitedHealth Group Incorporated	
		.00000	41-1921007				Ovations, Inc.	.DE	NIA	United HealthCare Services, Inc.	Ownership	.100.000	UnitedHealth Group Incorporated	
		.00000	06-1587795				Oxford Benefit Management, Inc.	.CT	NIA	Oxford Health Plans LLC	Ownership	.100.000	UnitedHealth Group Incorporated	
.0707	UnitedHealth Group Incorporated	.78026	22-2797560				Oxford Health Insurance, Inc.	.NY	.IA	Oxford Health Plans (NY), Inc.	Ownership	.100.000	UnitedHealth Group Incorporated	
.0707	UnitedHealth Group Incorporated	.96798	06-1181201				Oxford Health Plans (CT), Inc.	.CT	.IA	Oxford Health Plans LLC	Ownership	.100.000	UnitedHealth Group Incorporated	
.0707	UnitedHealth Group Incorporated	.95506	22-2745725				Oxford Health Plans (NJ), Inc.	.NJ	.IA	Oxford Health Plans LLC	Ownership	.100.000	UnitedHealth Group Incorporated	
.0707	UnitedHealth Group Incorporated	.95479	06-1181200				Oxford Health Plans (NY), Inc.	.NY	.IA	Oxford Health Plans LLC	Ownership	.100.000	UnitedHealth Group Incorporated	

SCHEDULE Y
PART 1A - DETAIL OF INSURANCE HOLDING COMPANY SYSTEM

1	2	3	4	5	6	7	8	9	10	11	12	13	14	15
Group Code	Group Name	NAIC Company Code	Federal ID Number	Federal RSSD	CIK	Name of Securities Exchange if Publicly Traded (U.S. or International)	Names of Parent, Subsidiaries Or Affiliates	Domi-ciliary Location	Relation-ship to Reporting Entity	Directly Controlled by (Name of Entity/Person)	Type of Control (Ownership, Board, Management, Attorney-in-Fact, Influence, Other)	If Control is Ownership Provide Percentage	Ultimate Controlling Entity(ies)/Person(s)	*
		00000	52-2443751				Oxford Health Plans LLC	DE	NIA	UnitedHealth Group Incorporated	Ownership	100.000	UnitedHealth Group Incorporated	
0707	UnitedHealth Group Incorporated	70785	35-1137395				PacificCare Life and Health Insurance Company	IN	IA	United HealthCare Services, Inc.	Ownership	100.000	UnitedHealth Group Incorporated	
0707	UnitedHealth Group Incorporated	84506	95-2829463				PacificCare Life Assurance Company	CO	IA	United HealthCare Services, Inc.	Ownership	100.000	UnitedHealth Group Incorporated	
0707	UnitedHealth Group Incorporated	95617	94-3267522				PacificCare of Arizona, Inc.	AZ	IA	United HealthCare Services, Inc.	Ownership	100.000	UnitedHealth Group Incorporated	
0707	UnitedHealth Group Incorporated	95434	84-1011378				PacificCare of Colorado, Inc.	CO	IA	United HealthCare Services, Inc.	Ownership	100.000	UnitedHealth Group Incorporated	
0707	UnitedHealth Group Incorporated	95685	86-0875231				PacificCare of Nevada, Inc.	NV	IA	United HealthCare Services, Inc.	Ownership	100.000	UnitedHealth Group Incorporated	
		00000	62-1451147				Payment Resolution Services, LLC	TN	NIA	OptumInsight, Inc.	Ownership	100.000	UnitedHealth Group Incorporated	
		00000	75-3265056				PCCCV, Inc.	CA	NIA	PrimeCare Medical Network, Inc.	Ownership	100.000	UnitedHealth Group Incorporated	
		00000	98-1095799				Personal Performance Consultants India Private Limited	JND	NIA	OptumHealth International B.V.	Ownership	99.996	UnitedHealth Group Incorporated	
		00000	98-1095799				Personal Performance Consultants India Private Limited	JND	NIA	United Behavioral Health	Ownership	0.004	UnitedHealth Group Incorporated	
		00000	98-1095879				Personal Performance Consultants UK Limited	GBR	NIA	PPC International, L.L.C.	Ownership	100.000	UnitedHealth Group Incorporated	
		00000	80-0506053				PHC Holdings of Florida, Inc.	TX	NIA	PHC Subsidiary Holdings, LLC	Ownership	100.000	UnitedHealth Group Incorporated	
		00000	35-2288416				PHC Subsidiary Holdings, LLC	TX	NIA	United HealthCare Services, Inc.	Ownership	100.000	UnitedHealth Group Incorporated	
		00000	80-0654665				Physician Care Partners, Inc.	IL	NIA	North American Medical Management - Illinois, Inc.	Ownership	100.000	UnitedHealth Group Incorporated	
0707	UnitedHealth Group Incorporated	00000	27-1799491				Physicians Choice Insurance Service, LLC	CA	NIA	Monarch Financial Services, LLC	Ownership	70.000	UnitedHealth Group Incorporated	3
		11494	04-3677255				Physicians Health Choice of Texas, LLC	TX	IA	PHC Subsidiary Holdings, LLC	Ownership	100.000	UnitedHealth Group Incorporated	
		00000	52-1162824				Physicians Health Plan of Maryland, Inc.	MD	NIA	United HealthCare Services, Inc.	Ownership	100.000	UnitedHealth Group Incorporated	
		00000	36-4375169	3886791			Picis, Inc.	DE	NIA	OptumInsight, Inc.	Ownership	100.000	UnitedHealth Group Incorporated	
		00000	98-1094849				Picis, Ltd.	GBR	NIA	Picis, Inc.	Ownership	100.000	UnitedHealth Group Incorporated	
		00000					Plus One Health Management Inc. Puerto Rico	PR	NIA	Plus One Holdings, Inc.	Ownership	100.000	UnitedHealth Group Incorporated	
		00000	13-3613705				Plus One Holdings, Inc.	DE	NIA	OptumHealth Care Solutions, Inc.	Ownership	100.000	UnitedHealth Group Incorporated	
		00000	98-1083164				Polar II Fundo de Investimento em Participações	BRA	NIA	UnitedHealthcare International IV S.á.r.l.	Ownership	100.000	UnitedHealth Group Incorporated	
		00000	98-1098190				Positive People Company	CHN	NIA	PPC International, L.L.C.	Ownership	100.000	UnitedHealth Group Incorporated	
		00000	20-2149493				PPC International II, LLC	MO	NIA	United Behavioral Health	Ownership	100.000	UnitedHealth Group Incorporated	
		00000	43-1747235				PPC International, L.L.C.	MO	NIA	Optum, Inc.	Ownership	100.000	UnitedHealth Group Incorporated	
		00000	98-1097921				PPC Worldwide Canada EAP Services Ltd.	CAN	NIA	PPC International, L.L.C.	Ownership	100.000	UnitedHealth Group Incorporated	
		00000					PPC Worldwide Pte. Ltd.	SGP	NIA	International Psychological Services Pty Limited	Ownership	100.000	UnitedHealth Group Incorporated	
		00000					PPC Worldwide Pty Ltd	AUS	NIA	Personal Performance Consultants UK Limited	Ownership	100.000	UnitedHealth Group Incorporated	
		00000	75-2741619				ppoONE, Inc.	DE	NIA	United HealthCare Services, Inc.	Ownership	100.000	UnitedHealth Group Incorporated	
		00000	65-0683927				Preferred Care Partners Holding, Corp.	FL	NIA	United HealthCare Services, Inc.	Ownership	100.000	UnitedHealth Group Incorporated	
		00000	26-1845018				Preferred Care Partners Medical Group, Inc.	FL	NIA	Preferred Care Partners Holding, Corp.	Ownership	100.000	UnitedHealth Group Incorporated	
		00000					Preferred Care Partners Medical Group, Inc.	FL	NIA	Preferred Care Partners Holding, Corp.	Ownership	100.000	UnitedHealth Group Incorporated	
0707	UnitedHealth Group Incorporated	00000	26-1845018				Preferred Care Partners, Inc.	FL	IA	Preferred Care Partners Holding, Corp.	Ownership	100.000	UnitedHealth Group Incorporated	
		11176	65-0885893				Premier Choice ACO, Inc.	CA	NIA	PrimeCare Medical Network, Inc.	Ownership	100.000	UnitedHealth Group Incorporated	
		00000	75-3265059				Prime Health, Inc.	NV	NIA	Sierra Health Services, Inc.	Ownership	100.000	UnitedHealth Group Incorporated	
		00000	88-0253112				PrimeCare Medical Network, Inc.	CA	IA	NAMM Holdings, Inc.	Ownership	100.000	UnitedHealth Group Incorporated	
		00000	33-0607478				PrimeCare of Citrus Valley, Inc.	CA	NIA	PrimeCare Medical Network, Inc.	Ownership	80.000	UnitedHealth Group Incorporated	1
		00000	87-0757397				PrimeCare of Corona, Inc.	CA	NIA	PrimeCare Medical Network, Inc.	Ownership	100.000	UnitedHealth Group Incorporated	
		00000	33-0674407				PrimeCare of Hemet Valley, Inc.	CA	NIA	PrimeCare Medical Network, Inc.	Ownership	100.000	UnitedHealth Group Incorporated	
		00000	33-0674401				PrimeCare of Inland Valley, Inc.	CA	NIA	PrimeCare Medical Network, Inc.	Ownership	100.000	UnitedHealth Group Incorporated	
		00000	33-0674408											

SCHEDULE Y
PART 1A - DETAIL OF INSURANCE HOLDING COMPANY SYSTEM

1	2	3	4	5	6	7	8	9	10	11	12	13	14	15
Group Code	Group Name	NAIC Company Code	Federal ID Number	Federal RSSD	CIK	Name of Securities Exchange if Publicly Traded (U.S. or International)	Names of Parent, Subsidiaries Or Affiliates	Domi-ciliary Loca-tion	Rela-tion-ship to Reporting Entity	Directly Controlled by (Name of Entity/Person)	Type of Control (Ownership, Board, Management, Attorney-in-Fact, Influence, Other)	If Control is Ownership Provide Percentage	Ultimate Controlling Entity(ies)/Person(s)	*
		00000	33-0674402				PrimeCare of Moreno Valley, Inc.	CA	NIA	PrimeCare Medical Network, Inc.	Ownership	100.000	UnitedHealth Group Incorporated	
		00000	33-0674400				PrimeCare of Redlands, Inc.	CA	NIA	PrimeCare Medical Network, Inc.	Ownership	100.000	UnitedHealth Group Incorporated	
		00000	33-0674404				PrimeCare of Riverside, Inc.	CA	NIA	PrimeCare Medical Network, Inc.	Ownership	100.000	UnitedHealth Group Incorporated	
		00000	14-1915328				PrimeCare of San Bernardino, Inc.	CA	NIA	PrimeCare Medical Network, Inc.	Ownership	100.000	UnitedHealth Group Incorporated	
		00000	33-0698439				PrimeCare of Sun City, Inc.	CA	NIA	PrimeCare Medical Network, Inc.	Ownership	100.000	UnitedHealth Group Incorporated	
		00000	33-0674409				PrimeCare of Temecula, Inc.	CA	NIA	PrimeCare Medical Network, Inc.	Ownership	100.000	UnitedHealth Group Incorporated	
		00000	98-1112304				Promarket Propaganda e Marketing Ltda.	BRA	NIA	Amil Assistência Médica Internacional S.A.	Ownership	99.790	UnitedHealth Group Incorporated	
		00000	98-1112304				Promarket Propaganda e Marketing Ltda.	BRA	NIA	Amico Saúde Ltda.	Ownership	0.210	UnitedHealth Group Incorporated	
		00000	98-1103015				QSSI Technologies India Private Limited	JND	NIA	Quality Software Services, Inc.	Ownership	99.900	UnitedHealth Group Incorporated	3
		00000	52-2016292				Quality Software Services, Inc.	MD	NIA	OptumInsight, Inc.	Ownership	100.000	UnitedHealth Group Incorporated	
		00000	26-3168754				R&H Family Fitness Unlimited LLC	TX	NIA	WellMed Medical Management, Inc.	Ownership	100.000	UnitedHealth Group Incorporated	
		00000					ScriptSwitch Limited	GBR	NIA	Optum UK Solutions Group Limited	Ownership	100.000	UnitedHealth Group Incorporated	
		00000	20-4763091				Senior Care Partners, Inc.	IL	NIA	North American Medical Management - Illinois, Inc.	Ownership	100.000	UnitedHealth Group Incorporated	
0707	UnitedHealth Group Incorporated	71420	94-0734860				Sierra Health and Life Insurance Company, Inc.	NV	IA	Sierra Health Services, Inc.	Ownership	100.000	UnitedHealth Group Incorporated	
		00000	88-0200415				Sierra Health Services, Inc.	NV	NIA	UnitedHealthcare, Inc.	Ownership	100.000	UnitedHealth Group Incorporated	
		00000	88-0254322				Sierra Health-Care Options, Inc.	NV	NIA	Sierra Health Services, Inc.	Ownership	100.000	UnitedHealth Group Incorporated	
		00000	88-0385705				Sierra Home Medical Products, Inc.	NV	NIA	Sierra Health Services, Inc.	Ownership	100.000	UnitedHealth Group Incorporated	
		00000	88-0264562				Sierra Nevada Administrators, Inc.	NV	NIA	Sierra Health Services, Inc.	Ownership	100.000	UnitedHealth Group Incorporated	
		00000	88-0201420				Southwest Medical Associates, Inc.	NV	NIA	Sierra Health Services, Inc.	Ownership	100.000	UnitedHealth Group Incorporated	
		00000	38-2609888				Southwest Michigan Health Network Inc.	MI	NIA	UnitedHealthcare, Inc.	Ownership	100.000	UnitedHealth Group Incorporated	
		00000	41-1921983				Specialty Benefits, LLC	DE	NIA	United HealthCare Services, Inc.	Ownership	100.000	UnitedHealth Group Incorporated	
		00000	71-0886811				Spectera of New York, IPA, Inc.	NY	NIA	Spectera, Inc.	Ownership	100.000	UnitedHealth Group Incorporated	
		00000	52-1260282				Spectera, Inc.	MD	NIA	Specialty Benefits, LLC	Ownership	100.000	UnitedHealth Group Incorporated	
		00000	56-1970224				The Lewin Group, Inc.	NC	NIA	Optum Public Sector Solutions, Inc.	Ownership	100.000	UnitedHealth Group Incorporated	
		00000	25-1825549				Three Rivers Holdings, Inc.	DE	UDP	AmeriChoice Corporation	Ownership	100.000	UnitedHealth Group Incorporated	
		00000	52-1431155				Travel Express Incorporated	MD	NIA	FrontierMEDEX, Inc.	Ownership	100.000	UnitedHealth Group Incorporated	
		00000	94-3077084				U.S. Behavioral Health Plan, California	CA	IA	United Behavioral Health	Ownership	100.000	UnitedHealth Group Incorporated	
		00000	41-1913059				UHC International Services, Inc.	DE	NIA	UnitedHealth Group Incorporated	Ownership	100.000	UnitedHealth Group Incorporated	
		00000	95-2931460				UHC of California	CA	IA	United HealthCare Services, Inc.	Ownership	100.000	UnitedHealth Group Incorporated	
		00000					UHG Brasil Participações S.A.	BRA	NIA	Polar II Fundo de Investimento em Participações	Ownership	100.000	UnitedHealth Group Incorporated	
		00000	98-1102343				UHG Global Services, Inc.	PHL	NIA	UnitedHealth Group International B.V.	Ownership	100.000	UnitedHealth Group Incorporated	
		00000	41-1921008				UHC Holdings, Inc.	DE	NIA	United HealthCare Services, Inc.	Ownership	100.000	UnitedHealth Group Incorporated	
		00000	14-1892398				Ultima Rx, LLC	FL	NIA	United HealthCare Services, Inc.	Ownership	100.000	UnitedHealth Group Incorporated	
		00000	39-1995276				UMR, Inc.	DE	NIA	United HealthCare Services, Inc.	Ownership	100.000	UnitedHealth Group Incorporated	
0707	UnitedHealth Group Incorporated	91529	52-1996029				Unimerica Insurance Company	WI	IA	OptumHealth Holdings, LLC	Ownership	100.000	UnitedHealth Group Incorporated	
							Unimerica Life Insurance Company of New York	NY	IA	UnitedHealthcare Insurance Company	Ownership	100.000	UnitedHealth Group Incorporated	
0707	UnitedHealth Group Incorporated	11596	01-0637149				Unison Administrative Services, LLC	PA	NIA	Three Rivers Holdings, Inc.	Ownership	100.000	UnitedHealth Group Incorporated	
		00000	25-1877716				Unison Health Plan of Delaware, Inc.	DE	IA	Three Rivers Holdings, Inc.	Ownership	100.000	UnitedHealth Group Incorporated	
		00000	20-5917714				Unison Health Plan of the Capital Area, Inc.							
0707	UnitedHealth Group Incorporated	13032	26-0651931				United Behavioral Health	DC	IA	Three Rivers Holdings, Inc.	Ownership	100.000	UnitedHealth Group Incorporated	
		00000	94-2649097				United Behavioral Health of New York, I.P.A., Inc.	CA	NIA	OptumHealth Holdings, LLC	Ownership	100.000	UnitedHealth Group Incorporated	
		00000	41-1868911				United Health Foundation	NY	NIA	United Behavioral Health	Ownership	100.000	UnitedHealth Group Incorporated	
		00000	41-1941615				United Health Foundation	MN	NIA	UnitedHealth Group Incorporated	Ownership	100.000	UnitedHealth Group Incorporated	
		00000	41-1289245	3410132			United HealthCare Services, Inc.	MN	NIA	UnitedHealth Group Incorporated	Ownership	100.000	UnitedHealth Group Incorporated	

SCHEDULE Y
PART 1A - DETAIL OF INSURANCE HOLDING COMPANY SYSTEM

1	2	3	4	5	6	7	8	9	10	11	12	13	14	15
Group Code	Group Name	NAIC Company Code	Federal ID Number	Federal RSSD	CIK	Name of Securities Exchange if Publicly Traded (U.S. or International)	Names of Parent, Subsidiaries Or Affiliates	Domi-ciliary Loca-tion	Relation-ship to Reporting Entity	Directly Controlled by (Name of Entity/Person)	Type of Control (Ownership, Board, Management, Attorney-in-Fact, Influence, Other)	If Control is Ownership Provide Percentage	Ultimate Controlling Entity(ies)/Person(s)	*
		00000	30-0318238				United Resource Networks IPA of New York, Inc.	NY	NIA	OptumHealth Care Solutions, Inc.	Ownership	100.000	UnitedHealth Group Incorporated	
		00000	01-0538317				UnitedHealth Advisors, LLC	ME	NIA	United HealthCare Services, Inc.	Ownership	100.000	UnitedHealth Group Incorporated	
		00000	98-1097761				UnitedHealth Group Global Healthcare Services Limited	JRL	NIA	United HealthCare Services, Inc.	Ownership	100.000	UnitedHealth Group Incorporated	
		00000	98-1097776			New York Stock Exchange	UnitedHealth Group Global Services, Inc.	PHL	NIA	UnitedHealth Group International B.V.	Ownership	100.000	UnitedHealth Group Incorporated	
		00000	41-1321939		0000731766		UnitedHealth Group Incorporated	MN	UIP			0.000		
		00000	98-1093259				UnitedHealth Group Information Services Private Limited	JND	NIA	UnitedHealth Group International B.V.	Ownership	99.370	UnitedHealth Group Incorporated	
		00000	98-1093259				UnitedHealth Group Information Services Private Limited	JND	NIA	UnitedHealth International, Inc.	Ownership	0.630	UnitedHealth Group Incorporated	
		00000	98-1101083				UnitedHealth Group International B.V.	NLD	NIA	UnitedHealth Group Incorporated	Ownership	100.000	UnitedHealth Group Incorporated	
		00000	98-1079826				UnitedHealth Group International GP	CYM	NIA	UnitedHealth Group Incorporated	Ownership	100.000	UnitedHealth Group Incorporated	
		00000	98-1080118				UnitedHealth Group International L.P.	CYM	NIA	UnitedHealth Group Incorporated	Ownership	83.969	UnitedHealth Group Incorporated	5
		00000	98-1080118				UnitedHealth Group International L.P.	CYM	NIA	FMG Holdings, LLC	Ownership	15.830	UnitedHealth Group Incorporated	5
		00000	98-1080118				UnitedHealth Group International L.P.	CYM	NIA	Hygeia Corporation	Ownership	0.206	UnitedHealth Group Incorporated	5
		00000	46-3311984				UnitedHealth Group Ventures, LLC	DE	NIA	UnitedHealth Group Incorporated	Ownership	100.000	UnitedHealth Group Incorporated	
		00000	41-1917398				UnitedHealth International, Inc.	DE	NIA	UnitedHealth Group Incorporated	Ownership	100.000	UnitedHealth Group Incorporated	
		00000	26-2574977				UnitedHealth Military & Veterans Services, LLC	DE	NIA	United HealthCare Services, Inc.	Ownership	100.000	UnitedHealth Group Incorporated	
		00000	98-0559902				UnitedHealth UK Limited	GBR	NIA	Optum UK Solutions Group Limited	Ownership	100.000	UnitedHealth Group Incorporated	
0707	UnitedHealth Group Incorporated	95174	33-0115163				UnitedHealthcare Benefits of Texas, Inc.	TX	IA	United HealthCare Services, Inc.	Ownership	100.000	UnitedHealth Group Incorporated	
		00000	46-4348775				UnitedHealthcare Community Plan of California, Inc.	CA	NIA	AmeriChoice Corporation	Ownership	100.000	UnitedHealth Group Incorporated	
0707	UnitedHealth Group Incorporated	12323	56-2451429				UnitedHealthcare Community Plan of Ohio, Inc.	OH	RE	Three Rivers Holdings, Inc.	Ownership	100.000	UnitedHealth Group Incorporated	
0707	UnitedHealth Group Incorporated	11141	91-2008361				UnitedHealthcare Community Plan of Texas, L.L.C.	TX	IA	Ovations, Inc.	Ownership	100.000	UnitedHealth Group Incorporated	
0707	UnitedHealth Group Incorporated	95467	38-3204052				UnitedHealthcare Community Plan, Inc.	MI	IA	AmeriChoice Corporation	Ownership	100.000	UnitedHealth Group Incorporated	
		00000	98-1099116				UnitedHealthcare India Private Limited	JND	NIA	UnitedHealthcare International II B.V.	Ownership	99.994	UnitedHealth Group Incorporated	
		00000	98-1099116				UnitedHealthcare India Private Limited	JND	NIA	UnitedHealth International, Inc.	Ownership	0.007	UnitedHealth Group Incorporated	
0707	UnitedHealth Group Incorporated	79413	36-2739571				UnitedHealthcare Insurance Company	CT	IA	UHIC Holdings, Inc.	Ownership	100.000	UnitedHealth Group Incorporated	
0707	UnitedHealth Group Incorporated	60318	36-3800349				UnitedHealthcare Insurance Company of Illinois	IL	IA	UnitedHealthcare Insurance Company	Ownership	100.000	UnitedHealth Group Incorporated	
0707	UnitedHealth Group Incorporated	60093	11-3283886				UnitedHealthcare Insurance Company of New York	NY	IA	UnitedHealthcare Insurance Company	Ownership	100.000	UnitedHealth Group Incorporated	
0707	UnitedHealth Group Incorporated	12231	20-1902768				UnitedHealthcare Insurance Company of the River Valley	IL	IA	UnitedHealthcare Services Company of the River Valley, Inc.	Ownership	100.000	UnitedHealth Group Incorporated	
		00000	41-1988797				UnitedHealthcare International Asia, LLC	DE	NIA	UnitedHealth Group Incorporated	Ownership	100.000	UnitedHealth Group Incorporated	
		00000	98-1100512				UnitedHealthcare International I B.V.	NLD	NIA	UnitedHealth Group International L.P.	Ownership	75.760	UnitedHealth Group Incorporated	
		00000	98-1100512				UnitedHealthcare International I B.V.	NLD	NIA	UnitedHealth Group International B.V.	Ownership	24.240	UnitedHealth Group Incorporated	
		00000	98-1079595				UnitedHealthcare International I S.á.r.l.	LUX	NIA	UnitedHealth Group International L.P.	Ownership	100.000	UnitedHealth Group Incorporated	
		00000	98-1100980				UnitedHealthcare International II B.V.	NLD	NIA	UnitedHealth Group International B.V.	Ownership	100.000	UnitedHealth Group Incorporated	
							UnitedHealthcare International II S.á.r.l.	LUX	NIA	UnitedHealthcare International I S.á.r.l.	Ownership	100.000	UnitedHealth Group Incorporated	
		00000	98-1079459				UnitedHealthcare International III	LUX	NIA	UnitedHealthcare International II S.á.r.l.	Ownership	100.000	UnitedHealth Group Incorporated	
		00000	98-1077436				UnitedHealthcare International IV S.á.r.l.	LUX	NIA	UnitedHealthcare International II S.á.r.l.	Ownership	100.000	UnitedHealth Group Incorporated	
0707	UnitedHealth Group Incorporated	97179	86-0207231				UnitedHealthcare Life Insurance Company	WI	IA	Golden Rule Financial Corporation	Ownership	100.000	UnitedHealth Group Incorporated	

ANNUAL STATEMENT FOR THE YEAR 2013 OF THE UnitedHealthcare Community Plan of Ohio, Inc.

SCHEDULE Y
PART 1A - DETAIL OF INSURANCE HOLDING COMPANY SYSTEM

1	2	3	4	5	6	7	8	9	10	11	12	13	14	15
Group Code	Group Name	NAIC Company Code	Federal ID Number	Federal RSSD	CIK	Name of Securities Exchange if Publicly Traded (U.S. or International)	Names of Parent, Subsidiaries Or Affiliates	Domi-ciliary Location	Relation-ship to Reporting Entity	Directly Controlled by (Name of Entity/Person)	Type of Control (Ownership, Board, Management, Attorney-in-Fact, Influence, Other)	If Control is Ownership Provide Percentage	Ultimate Controlling Entity(ies)/Person(s)	*
..0707	UnitedHealth Group Incorporated	..95784	63-0899562				UnitedHealthcare of Alabama, Inc.	..AL	..IA	UnitedHealthcare, Inc.	Ownership	..100.000	UnitedHealth Group Incorporated	
..0707	UnitedHealth Group Incorporated	..96016	86-0507074				UnitedHealthcare of Arizona, Inc.	..AZ	..IA	UnitedHealthcare, Inc.	Ownership	..100.000	UnitedHealth Group Incorporated	
..0707	UnitedHealth Group Incorporated	..95446	63-1036819				UnitedHealthcare of Arkansas, Inc.	..AR	..IA	UnitedHealthcare, Inc.	Ownership	..100.000	UnitedHealth Group Incorporated	
..0707	UnitedHealth Group Incorporated	..95090	84-1004639				UnitedHealthcare of Colorado, Inc.	..CO	..IA	UnitedHealthcare, Inc.	Ownership	..100.000	UnitedHealth Group Incorporated	
..0707	UnitedHealth Group Incorporated	..95264	59-1293865				UnitedHealthcare of Florida, Inc.	..FL	..IA	UnitedHealthcare, Inc.	Ownership	..100.000	UnitedHealth Group Incorporated	
..0707	UnitedHealth Group Incorporated	..95850	58-1653544				UnitedHealthcare of Georgia, Inc.	..GA	..IA	UnitedHealthcare, Inc.	Ownership	..100.000	UnitedHealth Group Incorporated	
..0707	UnitedHealth Group Incorporated	..95776	36-3280214				UnitedHealthcare of Illinois, Inc.	..IL	..IA	UnitedHealthcare, Inc.	Ownership	..100.000	UnitedHealth Group Incorporated	
..0707	UnitedHealth Group Incorporated	..96644	62-1240316				UnitedHealthcare of Kentucky, Ltd.	..KY	..IA	United HealthCare Services, Inc.	Ownership	..94.180	UnitedHealth Group Incorporated	..6
..0707	UnitedHealth Group Incorporated	..96644	62-1240316				UnitedHealthcare of Kentucky, Ltd.	..KY	..IA	UnitedHealthcare, Inc.	Ownership	..5.820	UnitedHealth Group Incorporated	..6
..0707	UnitedHealth Group Incorporated	..95833	72-1074008				UnitedHealthcare of Louisiana, Inc.	..LA	..IA	UnitedHealthcare, Inc.	Ownership	..100.000	UnitedHealth Group Incorporated	
..0707	UnitedHealth Group Incorporated	..95716	63-1036817				UnitedHealthcare of Mississippi, Inc.	..MS	..IA	UnitedHealthcare, Inc.	Ownership	..100.000	UnitedHealth Group Incorporated	
..0707	UnitedHealth Group Incorporated	..95149	05-0413469				UnitedHealthcare of New England, Inc.	..RI	..IA	United HealthCare Services, Inc.	Ownership	..100.000	UnitedHealth Group Incorporated	
..0707	UnitedHealth Group Incorporated	..13214	26-2697886				UnitedHealthcare of New Mexico, Inc.	..NM	..IA	UnitedHealthcare Insurance Company	Ownership	..100.000	UnitedHealth Group Incorporated	
..0707	UnitedHealth Group Incorporated	..95085	06-1172891				UnitedHealthcare of New York, Inc.	..NY	..IA	AmeriChoice Corporation	Ownership	..100.000	UnitedHealth Group Incorporated	
..0707	UnitedHealth Group Incorporated	..95103	56-1461010				UnitedHealthcare of North Carolina, Inc.	..NC	..IA	UnitedHealthcare, Inc.	Ownership	..100.000	UnitedHealth Group Incorporated	
..0707	UnitedHealth Group Incorporated	..95186	31-1142815				UnitedHealthcare of Ohio, Inc.	..OH	..IA	United HealthCare Services, Inc.	Ownership	..100.000	UnitedHealth Group Incorporated	
..0707	UnitedHealth Group Incorporated	..96903	33-0115166				UnitedHealthcare of Oklahoma, Inc.	..OK	..IA	United HealthCare Services, Inc.	Ownership	..100.000	UnitedHealth Group Incorporated	
..0707	UnitedHealth Group Incorporated	..95893	93-0938819				UnitedHealthcare of Oregon, Inc.	..OR	..IA	United HealthCare Services, Inc.	Ownership	..100.000	UnitedHealth Group Incorporated	
..0707	UnitedHealth Group Incorporated	..95220	25-1756858				UnitedHealthcare of Pennsylvania, Inc.	..PA	..IA	Three Rivers Holdings, Inc.	Ownership	..100.000	UnitedHealth Group Incorporated	
..0707	UnitedHealth Group Incorporated	..95765	95-3939697				UnitedHealthcare of Texas, Inc.	..TX	..IA	UnitedHealthcare, Inc.	Ownership	..100.000	UnitedHealth Group Incorporated	
							UnitedHealthcare of the Mid-Atlantic, Inc.							
..0707	UnitedHealth Group Incorporated	..95025	52-1130183					..MD	..IA	UnitedHealthcare, Inc.	Ownership	..100.000	UnitedHealth Group Incorporated	
..0707	UnitedHealth Group Incorporated	..95591	47-0676824				UnitedHealthcare of the Midlands, Inc.	..NE	..IA	UnitedHealthcare, Inc.	Ownership	..100.000	UnitedHealth Group Incorporated	
..0707	UnitedHealth Group Incorporated	..96385	43-1361841				UnitedHealthcare of the Midwest, Inc.	..MO	..IA	UnitedHealthcare, Inc.	Ownership	..100.000	UnitedHealth Group Incorporated	
..0707	UnitedHealth Group Incorporated	..95501	41-1488563				UnitedHealthcare of Utah, Inc.	..UT	..IA	UnitedHealthcare, Inc.	Ownership	..100.000	UnitedHealth Group Incorporated	
..0707	UnitedHealth Group Incorporated	..48038	91-1312551				UnitedHealthcare of Washington, Inc.	..WA	..IA	United HealthCare Services, Inc.	Ownership	..100.000	UnitedHealth Group Incorporated	
..0707	UnitedHealth Group Incorporated	..95710	39-1555888				UnitedHealthcare of Wisconsin, Inc.	..WI	..IA	UnitedHealthcare, Inc.	Ownership	..100.000	UnitedHealth Group Incorporated	
							UnitedHealthcare Plan of the River Valley, Inc.	..IL	..IA	UnitedHealthcare Services Company of the River Valley, Inc.	Ownership	..100.000	UnitedHealth Group Incorporated	
..0707	UnitedHealth Group Incorporated	..95378	36-3379945				UnitedHealthcare Service LLC	..DE	..NIA	UnitedHealthcare Insurance Company	Ownership	..100.000	UnitedHealth Group Incorporated	
		..00000	47-0854646				UnitedHealthcare Services Company of the River Valley, Inc.	..DE	..NIA	UnitedHealthcare, Inc.	Ownership	..100.000	UnitedHealth Group Incorporated	
		..00000	36-3355110				UnitedHealthcare Specialty Benefits, LLC	..ME	..NIA	Specialty Benefits, LLC	Ownership	..100.000	UnitedHealth Group Incorporated	
		..00000	01-0518346				UnitedHealthcare, Inc.	..DE	..NIA	United HealthCare Services, Inc.	Ownership	..100.000	UnitedHealth Group Incorporated	
		..00000	41-1922511				UnitedHealthOne Agency, Inc.	..IN	..NIA	Golden Rule Financial Corporation	Ownership	..100.000	UnitedHealth Group Incorporated	
		..00000	37-0920164				Valley Physicians Network, Inc.	..CA	..NIA	PrimeCare Medical Network, Inc.	Ownership	..100.000	UnitedHealth Group Incorporated	
		..00000	87-0757396				WellMed Medical Management of Florida, Inc.	..FL	..NIA	WellMed Medical Management, Inc.	Ownership	..100.000	UnitedHealth Group Incorporated	
		..00000	74-2797745				WellMed Medical Management, Inc.	..TX	..NIA	Collaborative Care Holdings, LLC	Ownership	..80.000	UnitedHealth Group Incorporated	..1
		..00000	74-2786364				Wellness, Inc.	..IL	..NIA	OptumHealth Care Solutions, Inc.	Ownership	..100.000	UnitedHealth Group Incorporated	
		..00000	36-3437660				XLHealth Corporation	..MD	..NIA	United HealthCare Services, Inc.	Ownership	..100.000	UnitedHealth Group Incorporated	
		..00000	52-2102846				XLHealth Corporation India Private Limited							
		..00000	98-1107695					..JND	..NIA	XLHealth Corporation	Ownership	..100.000	UnitedHealth Group Incorporated	
		..00000	11-3764012				Your Health Options Insurance Services, Inc.	..CA	..NIA	PrimeCare Medical Network, Inc.	Ownership	..100.000	UnitedHealth Group Incorporated	
		..00000	27-0172594				Your Partner in Health Services, Inc.	..IL	..NIA	North American Medical Management - Illinois, Inc.	Ownership	..100.000	UnitedHealth Group Incorporated	

Asterisk	Explanation
01	The remaining percentage is owned by a non-affiliated company or companies.

ANNUAL STATEMENT FOR THE YEAR 2013 OF THE UnitedHealthcare Community Plan of Ohio, Inc.

02	The remaining percentage is owned by an officer or director of the company.
03	The remaining percentage is owned by an external shareholder.
04	The remaining 2.84% owned by Amico Saúde Ltda.; 0.0001 owned by Treasury Shares and 1.62% owned by external shareholders.
05	TThe limited partners of UnitedHealth Group International, L.P. include FMG Holdings, LLC (15.8303%), Hygeia Corporation (DE) (0.2006%) and UnitedHealth Group Incorporated (83.9691%). UnitedHealth Group International GP is the general partner of UnitedHealth Group International, L.P.
06	The general partnership interest of 89.77% is held by United HealthCare Services, Inc. (UHS) and 10.23% is held by UnitedHealthcare, Inc. (UHC). UHS also holds 100% of the limited partnership interests. When combining general and limited partner interests, UHS owns 94.18% and UHC owns 5.83%.

SCHEDULE Y

PART 2 - SUMMARY OF INSURER'S TRANSACTIONS WITH ANY AFFILIATES

1	2	3	4	5	6	7	8	9	10	11	12	13
NAIC Company Code	Federal ID Number	Names of Insurers and Parent, Subsidiaries or Affiliates	Shareholder Dividends	Capital Contributions	Purchases, Sales or Exchanges of Loans, Securities, Real Estate, Mortgage Loans or Other Investments	Income/ (Disbursements) Incurred in Connection with Guarantees or Undertakings for the Benefit of any Affiliate(s)	Management Agreements and Service Contracts	Income/ (Disbursements) Incurred Under Reinsurance Agreements	*	Any Other Material Activity Not in the Ordinary Course of the Insurer's Business	Totals	Reinsurance Recoverable/ (Payable) on Losses and/or Reserve Credit Taken/(Liability)
	41-1913523	ACN Group IPA of New York, Inc.	.0	.0	.0	.0	4,020,921	.0		.0	4,020,921	.0
	27-0015861	ACN Group of California, Inc.	(1,000,000)	.0	.0	.0	4,383,217	.0		.0	3,383,217	.0
82406	35-1665915	All Savers Insurance Company	.0	4,000,000	.0	.0	(10,813,260)	.0		.0	(6,813,260)	.0
73130	35-1744596	All Savers Life Insurance Company of California	(1,000,000)	.0	.0	.0	(33,117)	.0		.0	(1,033,117)	.0
	54-1743136	AmeriChoice Corporation	.0	(19,000,000)	.0	.0	.0	.0		.0	(19,000,000)	.0
13178	26-2481299	AmeriChoice of Connecticut, Inc.	.0	.0	.0	.0	(50,506)	.0		.0	(50,506)	.0
95497	22-3368602	AmeriChoice of New Jersey, Inc.	.0	10,000,000	.0	.0	(181,551,743)	.0		.0	(171,551,743)	.0
	88-0267857	Behavioral Healthcare Options, Inc.	.0	.0	.0	.0	13,744,276	.0		.0	13,744,276	.0
12313	20-2412936	Care Improvement Plus of Maryland, Inc.	.0	.0	.0	.0	(440,427)	.0		.0	(440,427)	.0
12558	45-4976934	Care Improvement Plus of Texas Insurance Company	.0	.0	.0	.0	(157,470,494)	.0		.0	(157,470,494)	.0
12567	20-3888112	Care Improvement Plus South Central Insurance Company	(40,000,000)	.0	.0	.0	(368,455,508)	.0		.0	(408,455,508)	.0
14041	27-5038136	Care Improvement Plus Wisconsin Insurance Company	.0	4,000,000	.0	.0	(3,409,568)	.0		.0	590,432	.0
11836	13-4247706	Citrus Health Care, Inc.	.0	.0	.0	.0	(770,542)	.0		.0	(770,542)	.0
	52-1452809	Dental Benefit Providers of California, Inc.	(8,500,000)	.0	.0	.0	(5,965,599)	.0		.0	(14,465,599)	.0
52053	36-4008355	Dental Benefit Providers of Illinois, Inc.	.0	.0	.0	.0	(416,487)	.0		.0	(416,487)	.0
	41-2014834	Dental Benefit Providers, Inc.	.0	.0	.0	.0	204,589,242	.0		.0	204,589,242	.0
	84-1162764	Electronic Network Systems, Inc.	.0	.0	.0	.0	647,557	.0		.0	647,557	.0
	88-0223385	Family Health Care Services	.0	.0	.0	.0	26,412,010	.0		.0	26,412,010	.0
	88-0257036	Family Home Hospice, Inc.	.0	.0	.0	.0	2,329,328	.0		.0	2,329,328	.0
	86-0908902	FOR HEALTH OF ARIZONA, INC.	.0	.0	.0	.0	1,157,416	.0		.0	1,157,416	.0
	37-0855360	Golden Rule Financial Corporation	.0	(4,000,000)	.0	.0	3,176,105	.0		.0	(823,895)	.0
62286	37-6028756	Golden Rule Insurance Company	(125,000,000)	.0	.0	.0	(149,089,159)	.0		.0	(274,089,159)	.0
43893	13-3584296	Health Net Insurance of New York, Inc.	(37,500,000)	.0	.0	.0	.0	.0		.0	(37,500,000)	.0
95305	06-1174953	Health Net of New York, Inc.	(20,500,000)	.0	.0	.0	.0	.0		.0	(20,500,000)	.0
96342	88-0201035	Health Plan of Nevada, Inc.	(75,000,000)	.0	.0	.0	(643,553,770)	85,935		.0	(718,467,835)	(327,813)
	13-4138668	INSPIRIS of New York IPA, Inc.	.0	.0	.0	.0	184,356,553	.0		.0	184,356,553	.0
	26-0683057	Inspiris Services Company	.0	.0	.0	.0	1,312,000	.0		.0	1,312,000	.0
	27-2309024	Lifeprint Health, Inc.	.0	.0	.0	.0	823,987,413	.0		.0	823,987,413	.0
60321	52-1803283	MAMSI Life and Health Insurance Company	.0	.0	.0	.0	(7,823,068)	(654,659)		.0	(8,477,727)	(427,608)
96310	52-1169135	MD-Individual Practice Association, Inc.	(15,000,000)	.0	.0	.0	(44,214,276)	219,008		.0	(58,995,268)	(1,043,054)
12756	20-3391186	Medica Health Plans of Florida, Inc.	.0	5,000,000	.0	.0	(325,382)	.0		.0	4,674,618	.0
12155	01-0788576	Medica HealthCare Plans, Inc.	.0	20,000,000	.0	.0	(31,883,330)	.0		.0	(11,883,330)	.0
79480	35-1279304	Midwest Security Life Insurance Company	(15,000,000)	.0	.0	.0	227,479	.0		.0	(14,772,521)	.0
	45-3142852	Monarch Management Services, Inc.	.0	.0	.0	.0	108,563,466	.0		.0	108,563,466	.0
95251	76-0196559	National Pacific Dental, Inc.	(2,400,000)	.0	.0	.0	(3,053,106)	.0		.0	(5,453,106)	.0
95123	65-0996107	Neighborhood Health Partnership, Inc.	(38,000,000)	.0	.0	.0	(50,215,856)	.0		.0	(88,215,856)	.0
95758	88-0228572	Nevada Pacific Dental	.0	.0	.0	.0	(197,779)	.0		.0	(197,779)	.0
96940	52-1518174	Optimum Choice, Inc.	(10,000,000)	.0	.0	.0	(30,007,158)	(45,617)		.0	(40,052,775)	(336,917)

SCHEDULE Y

PART 2 - SUMMARY OF INSURER'S TRANSACTIONS WITH ANY AFFILIATES

1	2	3	4	5	6	7	8	9	10	11	12	13
NAIC Company Code	Federal ID Number	Names of Insurers and Parent, Subsidiaries or Affiliates	Shareholder Dividends	Capital Contributions	Purchases, Sales or Exchanges of Loans, Securities, Real Estate, Mortgage Loans or Other Investments	Income/ (Disbursements) Incurred in Connection with Guarantees or Undertakings for the Benefit of any Affiliate(s)	Management Agreements and Service Contracts	Income/ (Disbursements) Incurred Under Reinsurance Agreements	*	Any Other Material Activity Not in the Ordinary Course of the Insurer's Business	Totals	Reinsurance Recoverable/ (Payable) on Losses and/or Reserve Credit Taken/(Liability)
	47-0858534	Optum Bank, Inc.	.0	.0	.0	.0	372,431	.0		.0	372,431	.0
	41-1591944	OptumHealth Care Solutions, Inc.	.0	.0	.0	.0	80,548,169	.0		.0	80,548,169	.0
	41-1858498	OptumInsight, Inc.	.0	.0	.0	.0	147,429,814	.0		.0	147,429,814	.0
	33-0441200	OptumRx, Inc.	.0	.0	.0	.0	653,303,064	.0		.0	653,303,064	.0
78026	22-2797560	Oxford Health Insurance, Inc.	.0	.0	.0	.0	(321,019,842)	231,473,448		.0	(89,546,394)	(438,959,658)
96798	06-1181201	Oxford Health Plans (CT), Inc.	.0	.0	.0	.0	(66,243,888)	892,365		.0	(65,351,523)	(571,557)
95506	22-2745725	Oxford Health Plans (NJ), Inc.	(20,000,000)	.0	.0	.0	(105,323,247)	3,365,314		.0	(121,957,933)	(12,796,975)
95479	06-1181200	Oxford Health Plans (NY), Inc.	.0	.0	.0	.0	(175,386,919)	.0		.0	(175,386,919)	.0
70785	35-1137395	PacifiCare Life and Health Insurance Company	.0	.0	.0	.0	(7,965,497)	1,170		.0	(7,964,327)	(11,869)
84506	95-2829463	PacifiCare Life Assurance Company	.0	.0	.0	.0	148,707	.0		.0	148,707	.0
95617	94-3267522	PacifiCare of Arizona, Inc.	(30,000,000)	.0	.0	.0	(375,029,611)	987,403		.0	(404,042,208)	.0
95434	84-1011378	PacifiCare of Colorado, Inc.	.0	.0	.0	.0	(109,097,464)	850,637		.0	(108,246,827)	.0
95685	86-0875231	PacifiCare of Nevada, Inc.	.0	14,000,000	.0	.0	(3,896,534)	723,408		.0	10,826,874	(1,824,218)
11494	04-3677255	Physicians Health Choice of Texas, LLC	.0	.0	.0	.0	(31,496,113)	1,368,177		.0	(30,127,936)	(434,492)
	65-0683927	Preferred Care Partners Holding, Corp.	.0	(27,000,000)	.0	.0	.0	.0		.0	(27,000,000)	.0
	26-1845018	Preferred Care Partners Medical Group, Inc.	.0	.0	.0	.0	15,067,675	.0		.0	15,067,675	.0
11176	65-0885893	Preferred Care Partners, Inc.	.0	27,000,000	.0	.0	(62,406,865)	.0		(5,109,072)	(40,515,937)	.0
	33-0607478	PrimeCare Medical Network, Inc.	.0	.0	.0	.0	215,851,418	.0		.0	215,851,418	.0
71420	94-0734860	Sierra Health and Life Insurance Company, Inc.	(6,000,000)	.0	.0	.0	(17,844,725)	6,875		.0	(23,837,850)	68,905
	88-0385705	Sierra Home Medical Products, Inc.	.0	.0	.0	.0	29,308,284	.0		.0	29,308,284	.0
	88-0201420	Southwest Medical Associates, Inc.	.0	.0	.0	.0	512,628,734	.0		.0	512,628,734	.0
	52-1260282	Spectera, Inc.	.0	.0	.0	.0	19,949,318	.0		.0	19,949,318	.0
	94-3077084	U.S. Behavioral Health Plan, California	.0	.0	.0	.0	44,529,792	.0		.0	44,529,792	.0
	95-2931460	UHC of California	(225,000,000)	.0	.0	.0	(951,342,254)	.0		.0	(1,176,342,254)	.0
91529	52-1996029	Unimerica Insurance Company	(15,000,000)	.0	.0	.0	(45,282,455)	(9,869,168)		.0	(70,151,623)	46,511,448
11596	01-0637149	Unimerica Life Insurance Company of New York	.0	.0	.0	.0	(1,458,188)	.0		.0	(1,458,188)	.0
	20-5917714	Unison Health Plan of Delaware, Inc.	.0	.0	.0	.0	(50,115,864)	(196,854)		.0	(50,312,718)	(748,454)
13032	26-0651931	Unison Health Plan of the Capital Area, Inc.	(25,000,000)	.0	.0	.0	(18,427,269)	834,519		.0	(42,592,750)	(12,835)
	94-2649097	United Behavioral Health	.0	.0	.0	.0	653,157,466	.0		.0	653,157,466	.0
	41-1289245	United HealthCare Services, Inc.	2,856,600,000	(84,000,000)	.0	.0	6,388,925,089	.0		5,109,072	9,166,634,161	.0
	41-1321939	UnitedHealth Group Incorporated	301,200,000	.0	.0	.0	2,164,624,872	.0		.0	2,465,824,872	.0
95174	33-0115163	UnitedHealthcare Benefits of Texas, Inc.	(75,000,000)	.0	.0	.0	(241,101,943)	1,829,267		.0	(314,272,676)	(3,580,029)
12323	56-2451429	UnitedHealthcare Community Plan of Ohio, Inc.	.0	.0	.0	.0	(90,238,506)	4,432,158		.0	(85,806,348)	(147,529)
11141	91-2008361	UnitedHealthcare Community Plan of Texas, L.L.C.	.0	.0	.0	.0	(188,872,758)	18,906		.0	(188,853,852)	(8,227,533)
95467	38-3204052	UnitedHealthcare Community Plan, Inc.	.0	9,000,000	.0	.0	(77,672,010)	537,566		.0	(68,134,444)	(610,919)
79413	36-2739571	UnitedHealthcare Insurance Company	(2,034,100,000)	.0	.0	.0	(5,343,963,577)	(373,209,441)		.0	(7,751,273,018)	807,712,419

SCHEDULE Y

PART 2 - SUMMARY OF INSURER'S TRANSACTIONS WITH ANY AFFILIATES

1	2	3	4	5	6	7	8	9	10	11	12	13
NAIC Company Code	Federal ID Number	Names of Insurers and Parent, Subsidiaries or Affiliates	Shareholder Dividends	Capital Contributions	Purchases, Sales or Exchanges of Loans, Securities, Real Estate, Mortgage Loans or Other Investments	Income/ (Disbursements) Incurred in Connection with Guarantees or Undertakings for the Benefit of any Affiliate(s)	Management Agreements and Service Contracts	Income/ (Disbursements) Incurred Under Reinsurance Agreements	*	Any Other Material Activity Not in the Ordinary Course of the Insurer's Business	Totals	Reinsurance Recoverable/ (Payable) on Losses and/or Reserve Credit Taken/(Liability)
60318	36-3800349	UnitedHealthcare Insurance Company of Illinois	(30,000,000)	0	0	0	(74,037,026)	739,928		0	(103,297,098)	(2,882,266)
60093	11-3283886	UnitedHealthcare Insurance Company of New York	(65,000,000)	0	0	0	(251,115,590)	130,992,709		0	(185,122,881)	(306,709,594)
12231	20-1902768	UnitedHealthcare Insurance Company of the River Valley	0	0	0	0	(40,999,892)	390,565		0	(40,609,327)	(91,583)
97179	86-0207231	UnitedHealthcare Life insurance Company	(2,200,000)	0	0	0	10,216,238	(1,170)		0	8,015,068	11,869
95784	63-0899562	UnitedHealthcare of Alabama, Inc.	(35,500,000)	0	0	0	(55,878,183)	406,270		0	(90,971,913)	0
96016	86-0507074	UnitedHealthcare of Arizona, Inc.	0	0	0	0	(41,208,216)	339,258		0	(40,868,958)	0
95446	63-1036819	UnitedHealthcare of Arkansas, Inc.	(1,700,000)	0	0	0	(5,997,981)	45,595		0	(7,652,386)	0
95090	84-1004639	UnitedHealthcare of Colorado, Inc.	0	0	0	0	(3,004,148)	19,731		0	(2,984,417)	0
95264	59-1293865	UnitedHealthcare of Florida, Inc.	0	0	0	0	(212,306,631)	1,672,414		0	(210,634,217)	0
95850	58-1653544	UnitedHealthcare of Georgia, Inc.	0	0	0	0	(16,850,195)	140,589		0	(16,709,606)	0
95776	36-3280214	UnitedHealthcare of Illinois, Inc.	0	0	0	0	(8,853,253)	176,159		0	(8,677,094)	(14,268)
96644	62-1240316	UnitedHealthcare of Kentucky, Ltd.	0	0	0	0	(10,685,884)	95,852		0	(10,590,032)	0
95833	72-1074008	UnitedHealthcare of Louisiana, Inc.	0	4,000,000	0	0	(31,735,944)	16,943		0	(27,719,001)	(8,231)
95716	63-1036817	UnitedHealthcare of Mississippi, Inc.	0	3,000,000	0	0	(23,205,246)	668,210		0	(19,537,036)	(46,124)
95149	05-0413469	UnitedHealthcare of New England, Inc.	(14,000,000)	0	0	0	(91,871,341)	634,033		0	(105,237,308)	(2,914,741)
13214	26-2697886	UnitedHealthcare of New Mexico, Inc.	(7,900,000)	0	0	0	(46,782,963)	0		0	(54,682,963)	0
95085	06-1172891	UnitedHealthcare of New York, Inc.	(70,000,000)	0	0	0	(460,442,729)	0		0	(530,442,729)	0
95103	56-1461010	UnitedHealthcare of North Carolina, Inc.	0	0	0	0	(175,005,811)	1,074,991		0	(173,930,820)	0
95186	31-1142815	UnitedHealthcare of Ohio, Inc.	0	0	0	0	(122,750,742)	1,042,166		0	(121,708,576)	0
96903	33-0115166	UnitedHealthcare of Oklahoma, Inc.	(12,500,000)	0	0	0	(46,510,954)	0		0	(59,010,954)	0
95893	93-0938819	UnitedHealthcare of Oregon, Inc.	0	0	0	0	(23,071,786)	0		0	(23,071,786)	0
95220	25-1756858	UnitedHealthcare of Pennsylvania, Inc.	0	0	0	0	(158,136,890)	0		0	(158,136,890)	0
11775	32-0062883	UnitedHealthcare of South Carolina, Inc.	0	0	0	0	0	620,257		0	620,257	0
95765	95-3939697	UnitedHealthcare of Texas, Inc.	0	0	0	0	(150,608)	6,385		0	(144,223)	(472)
95025	52-1130183	UnitedHealthcare of the Mid-Atlantic, Inc.	(10,000,000)	0	0	0	(95,239,388)	822,710		0	(104,416,678)	(11,991)
95591	47-0676824	UnitedHealthcare of the Midlands, Inc.	0	0	0	0	(28,709,495)	811,330		0	(27,898,165)	0
96385	43-1361841	UnitedHealthcare of the Midwest, Inc.	(10,000,000)	0	0	0	(146,382,199)	(10,868,203)		0	(167,250,402)	(71,563,911)
95501	41-1488563	UnitedHealthcare of Utah, Inc.	0	0	0	0	(49,969,792)	360,858		0	(49,608,934)	0
48038	91-1312551	UnitedHealthcare of Washington, Inc.	0	45,000,000	0	0	(83,619,719)	0		0	(38,619,719)	0
95710	39-1555888	UnitedHealthcare of Wisconsin, Inc.	0	0	0	0	(216,276,413)	2,161,218		0	(214,115,195)	0
95378	36-3379945	UnitedHealthcare Plan of the River Valley, Inc.	(80,000,000)	0	0	0	(409,352,330)	3,980,785		0	(485,371,545)	0
	47-0854646	UnitedHealthcare Service LLC	0	0	0	0	128,882,414	0		0	128,882,414	0
	41-1922511	UnitedHealthcare, Inc.	0	(7,000,000)	0	0	0	0		0	(7,000,000)	0
	37-0920164	UnitedHealthOne Agency, Inc.	0	0	0	0	(120,324)	0		0	(120,324)	0
	52-2102846	XLHealth Corporation	0	(4,000,000)	0	0	460,346,870	0		0	456,346,870	0
9999999	Control Totals		0	0	0	0	0	0	XXX	0	0	0

ANNUAL STATEMENT FOR THE YEAR 2013 OF THE UnitedHealthcare Community Plan of Ohio, Inc.

SUPPLEMENTAL EXHIBITS AND SCHEDULES INTERROGATORIES









The following supplemental reports are required to be filed as part of your statement filing unless specifically waived by the domiciliary state. However, in the event that your domiciliary state waives the filing requirement, your response of WAIVED to the specific interrogatory will be accepted in lieu of filing a "NONE" report and a bar code will be printed below. If the supplement is required of your company but is not being filed for whatever reason enter SEE EXPLANATION and provide an explanation following the interrogatory questions.

		Responses
MARCH FILING		
1.	Will the Supplemental Compensation Exhibit be filed with the state of domicile by March 1?	YES
2.	Will an actuarial opinion be filed by March 1?	YES
3.	Will the confidential Risk-based Capital Report be filed with the NAIC by March 1?.....	YES
4.	Will the confidential Risk-based Capital Report be filed with the state of domicile, if required, by March 1?.....	YES
APRIL FILING		
5.	Will Management's Discussion and Analysis be filed by April 1?	YES
6.	Will the Supplemental Investment Risks Interrogatories be filed by April 1?	YES
7.	Will the Accident and Health Policy Experience Exhibit be filed by April 1?	YES
JUNE FILING		
8.	Will an audited financial report be filed by June 1?	YES
9.	Will Accountant's Letter of Qualifications be filed with the state of domicile and electronically with the NAIC by June 1?	YES
AUGUST FILING		
10.	Will Communication of Internal Control Related Matters Noted in Audit be filed with the state of domicile by August 1?	YES

The following supplemental reports are required to be filed as part of your annual statement filing. However, in the event that your company does not transact the type of business for which the special report must be filed, your response of NO to the specific interrogatory will be accepted in lieu of filing a "NONE" report and a bar code will be printed below. If the supplement is required of your company but is not being filed for whatever reason enter SEE EXPLANATION and provide an explanation following the interrogatory questions.








MARCH FILING		
11.	Will the Medicare Supplement Insurance Experience Exhibit be filed with the state of domicile and the NAIC by March 1?	NO
12.	Will the Supplemental Life data due March 1 be filed with the state of domicile and the NAIC?	NO
13.	Will the Supplemental Property/Casualty data due March 1 be filed with the state of domicile and the NAIC?.....	NO
14.	Will Schedule SIS (Stockholder Information Supplement) be filed with the state of domicile by March 1?.....	NO
15.	Will the actuarial opinion on participating and non-participating policies as required in Interrogatories 1 and 2 on Exhibit 5 to Life Supplement be filed with the state of domicile and electronically with the NAIC by March 1?	NO
16.	Will the actuarial opinion on non-guaranteed elements as required in Interrogatory 3 to Exhibit 5 to Life Supplement be filed with the state of domicile and electronically with the NAIC by March 1?.....	NO
17.	Will the Medicare Part D Coverage Supplement be filed with the state of domicile and the NAIC by March 1?.....	NO
18.	Will an approval from the reporting entity's state of domicile for relief related to the five-year rotation requirement for lead audit partner be filed electronically with the NAIC by March 1?	NO
19.	Will an approval from the reporting entity's state of domicile for relief related to the one-year cooling off period for independent CPA be filed electronically with the NAIC by March 1?	NO
20.	Will an approval from the reporting entity's state of domicile for relief related to the Requirements for Audit Committees be filed electronically with the NAIC by March 1?.....	NO
APRIL FILING		
21.	Will the Long-Term Care Experience Reporting Forms be filed with the state of domicile and the NAIC by April 1?	NO
22.	Will the Supplemental Life data due April 1 be filed with the state of domicile and the NAIC?	NO
23.	Will the Supplemental Property/Casualty Insurance Expense Exhibit due April 1 be filed with any state that requires it, and, if so, the NAIC?	NO
24.	Will the Supplemental Health Care Exhibit (Parts 1, 2 and 3) be filed with the state of domicile and the NAIC by April 1?	NO
25.	Will the regulator only (non-public) Supplemental Health Care Exhibit's Expense Allocation Report be filed with the state of domicile and the NAIC by April 1?	NO
AUGUST FILING		
26.	Will Management's Report of Internal Control Over Financial Reporting be filed with the state of domicile by August 1?	NO
Explanations:		
11.		
12.		
13.		
14.		
15.		
16.		
17.		
18.		
19.		
20.		
21.		
22.		
23.		
24.		
25.		
26.		

Bar Codes:

11.	Medicare Supplement Insurance Experience Exhibit [Document Identifier 360]	
12.	Life Supplement [Document Identifier 205]	
13.	Property/Casualty Supplement [Document Identifier 207]	
14.	SIS Stockholder Information Supplement [Document Identifier 420]	
15.	Participating Opinion for Exhibit 5 [Document Identifier 371]	
16.	Non-Guaranteed Opinion for Exhibit 5 [Document Identifier 370]	
17.	Medicare Part D Coverage Supplement [Document Identifier 365]	
18.	Relief from the five-year rotation requirement for lead audit partner [Document Identifier 224]	
19.	Relief from the one-year cooling off period for independent CPA [Document Identifier 225]	

ANNUAL STATEMENT FOR THE YEAR 2013 OF THE UnitedHealthcare Community Plan of Ohio, Inc.

SUPPLEMENTAL EXHIBITS AND SCHEDULES INTERROGATORIES

20.	Relief from the Requirements for Audit Committees [Document Identifier 226]	 <div>1 2 3 2 3 2 0 1 3 2 2 6 0 0 0 0 0</div>
21.	Long-Term Care Experience Reporting Forms [Document Identifier 306]	 <div>1 2 3 2 3 2 0 1 3 3 0 6 0 0 0 0 0</div>
22.	Life Supplement [Document Identifier 211]	 <div>1 2 3 2 3 2 0 1 3 2 1 1 0 0 0 0 0</div>
23.	Property/Casualty Supplement Insurance Expense Exhibit [Document Identifier 213]	 <div>1 2 3 2 3 2 0 1 3 2 1 3 0 0 0 0 0</div>
24.	Supplemental Health Care Exhibit (Parts 1, 2 and 3) [Document Identifier 216]	 <div>1 2 3 2 3 2 0 1 3 2 1 6 0 0 0 0 0</div>
25.	Supplemental Health Care Exhibit's Expense Allocation Report [Document Identifier 217]	 <div>1 2 3 2 3 2 0 1 3 2 1 7 0 0 0 0 0</div>
26.	Management's Report of Internal Control Over Financial Reporting [Document Identifier 223]	 <div>1 2 3 2 3 2 0 1 3 2 2 3 0 0 0 0 0</div>

ALPHABETICAL INDEX

ANNUAL STATEMENT BLANK

Analysis of Operations By Lines of Business 7

Assets 2

Cash Flow 6

Exhibit 1 - Enrollment By Product Type for Health Business Only 17

Exhibit 2 - Accident and Health Premiums Due and Unpaid 18

Exhibit 3 - Health Care Receivables 19

Exhibit 3A - Analysis of Health Care Receivables Collected and Accrued 20

Exhibit 4 - Claims Unpaid and Incentive Pool, Withhold and Bonus 21

Exhibit 5 - Amounts Due From Parent, Subsidiaries and Affiliates 22

Exhibit 6 - Amounts Due To Parent, Subsidiaries and Affiliates 23

Exhibit 7 - Part 1 - Summary of Transactions With Providers 24

Exhibit 7 - Part 2 - Summary of Transactions With Intermediaries 24

Exhibit 8 - Furniture, Equipment and Supplies Owned 25

Exhibit of Capital Gains (Losses) 15

Exhibit of Net Investment Income 15

Exhibit of Nonadmitted Assets 16

Exhibit of Premiums, Enrollment and Utilization (State Page) 30

Five-Year Historical Data 29

General Interrogatories 27

Jurat Page 1

Liabilities, Capital and Surplus 3

Notes To Financial Statements 26

Overflow Page For Write-ins 44

Schedule A - Part 1 E01

Schedule A - Part 2 E02

Schedule A - Part 3 E03

Schedule A - Verification Between Years SI02

Schedule B - Part 1 E04

Schedule B - Part 2 E05

Schedule B - Part 3 E06

Schedule B - Verification Between Years SI02

Schedule BA - Part 1 E07

Schedule BA - Part 2 E08

Schedule BA - Part 3 E09

Schedule BA - Verification Between Years SI03

Schedule D - Part 1 E10

Schedule D - Part 1A - Section 1 SI05

Schedule D - Part 1A - Section 2 SI08

Schedule D - Part 2 - Section 1 E11

Schedule D - Part 2 - Section 2 E12

Schedule D - Part 3 E13

Schedule D - Part 4 E14

Schedule D - Part 5 E15

Schedule D - Part 6 - Section 1 E16

Schedule D - Part 6 - Section 2 E16

Schedule D - Summary By Country SI04

Schedule D - Verification Between Years SI03

Schedule DA - Part 1 E17

Schedule DA - Verification Between Years SI10

Schedule DB - Part A - Section 1 E18

Schedule DB - Part A - Section 2 E19

Schedule DB - Part A - Verification Between Years SI11

Schedule DB - Part B - Section 1 E20

Schedule DB - Part B - Section 2 E21

Schedule DB - Part B - Verification Between Years SI11

Schedule DB - Part C - Section 1 SI12

Schedule DB - Part C - Section 2 SI13

Schedule DB - Part D - Section 1 E22

Schedule DB - Part D - Section 2 E23

Schedule DB - Verification SI14

Schedule DL - Part 1 E24

Schedule DL - Part 2 E25

Schedule E - Part 1 - Cash E26

Schedule E - Part 2 - Cash Equivalents E27

Schedule E - Part 3 - Special Deposits E28

Schedule E - Verification Between Years SI15

ANNUAL STATEMENT BLANK (Continued)

Schedule S - Part 1 - Section 2	31
Schedule S - Part 2	32
Schedule S - Part 3 - Section 2	33
Schedule S - Part 4	34
Schedule S - Part 5	35
Schedule S - Part 6.....	36
Schedule S - Part 7.....	37
Schedule T - Part 2 - Interstate Compact	39
Schedule T - Premiums and Other Considerations	38
Schedule Y - Information Concerning Activities of Insurer Members of a Holding Company Group	40
Schedule Y - Part 1A - Detail of Insurance Holding Company System	41
Schedule Y - Part 2 - Summary of Insurer's Transactions With Any Affiliates	42
Statement of Revenue and Expenses	4
Summary Investment Schedule	SI01
Supplemental Exhibits and Schedules Interrogatories	43
Underwriting and Investment Exhibit - Part 1	8
Underwriting and Investment Exhibit - Part 2	9
Underwriting and Investment Exhibit - Part 2A	10
Underwriting and Investment Exhibit - Part 2B	11
Underwriting and Investment Exhibit - Part 2C	12
Underwriting and Investment Exhibit - Part 2D	13
Underwriting and Investment Exhibit - Part 3	14