



PROPERTY AND CASUALTY COMPANIES - ASSOCIATION EDITION

ANNUAL STATEMENT
FOR THE YEAR ENDED DECEMBER 31, 2013
OF THE CONDITION AND AFFAIRS OF THE

Bristol West Casualty Insurance Company

NAIC Group Code00690212NAIC Company Code11034Employer's ID Number34-1893500
(Current)(Prior)

Organized under the Laws ofOhio, State of Domicile or Port of EntryOH
Country of DomicileUnited States of America

Incorporated/Organized04/19/1999Commenced Business05/18/2000

Statutory Home OfficeRockside Center III 5990 West Creek RoadIndependence , OH, US 44131
(Street and Number)(City or Town, State, Country and Zip Code)

Main Administrative Office900 S. Pine Island Rd. Suite 600
(Street and Number)
Plantation , FL, US 33324888-888-0080
(City or Town, State, Country and Zip Code)(Area Code) (Telephone Number)

Mail Address900 S. Pine Island Rd. Suite 600Plantation , FL, US 33324
(Street and Number or P.O. Box)(City or Town, State, Country and Zip Code)

Primary Location of Books and Records900 S. Pine Island Rd. Suite 600
(Street and Number)
Plantation , FL, US 33324888-888-0080
(City or Town, State, Country and Zip Code)(Area Code) (Telephone Number)

Internet Website Addresswww.bristolwest.com

Statutory Statement ContactMaria Eugenia Aguilera954-513-2597
(Name)(Area Code) (Telephone Number)
mary.aguilera@bristolwest.com954-316-5218
(E-mail Address)(FAX Number)

OFFICERS

PresidentTimothy Martin MaddenTreasurerMaria Eugenia Aguilera

SecretaryMartin Robert Brown

OTHER

Ronald Gregory MyhanJeffrey Michael SaulsKaryn Leigh Williams #

Todd Michael Williams

DIRECTORS OR TRUSTEES

Kenneth Wayne BentleyPeter David KaplanDavid Wayne Louie

Timothy Martin MaddenDale Anne MarlinRonald Gregory Myhan

Donald Eugene RodriguezJohn Tsu-Chao Wuo

State ofFloridaSS:
County ofBroward

The officers of this reporting entity being duly sworn, each depose and say that they are the described officers of said reporting entity, and that on the reporting period stated above, all of the herein described assets were the absolute property of the said reporting entity, free and clear from any liens or claims thereon, except as herein stated, and that this statement, together with related exhibits, schedules and explanations therein contained, annexed or referred to, is a full and true statement of all the assets and liabilities and of the condition and affairs of the said reporting entity as of the reporting period stated above, and of its income and deductions therefrom for the period ended, and have been completed in accordance with the NAIC Annual Statement Instructions and Accounting Practices and Procedures manual except to the extent that: (1) state law may differ; or, (2) that state rules or regulations require differences in reporting not related to accounting practices and procedures, according to the best of their information, knowledge and belief, respectively. Furthermore, the scope of this attestation by the described officers also includes the related corresponding electronic filing with the NAIC, when required, that is an exact copy (except for formatting differences due to electronic filing) of the enclosed statement. The electronic filing may be requested by various regulators in lieu of or in addition to the enclosed statement.

Timothy M. MaddenPresidentMartin R. BrownSecretaryMaria E. AguileraTreasurer

Subscribed and sworn to before me this28th day ofFebruary, 2014

Nancy BeckerNotary Public10/22/2017

a. Is this an original filing?Yes [X] No []
b. If no,
1. State the amendment number.....
2. Date filed
3. Number of pages attached.....



ANNUAL STATEMENT FOR THE YEAR 2013 OF THE Bristol West Casualty Insurance Company

EXHIBIT OF PREMIUMS AND LOSSES (Statutory Page 14)

NAIC Group Code 0069 BUSINESS IN THE STATE OF Minnesota DURING THE YEAR 2013 NAIC Company Code 11034

Line of Business		Gross Premiums, Including Policy and Membership Fees, Less Return Premiums and Premiums on Policies not Taken		3 Dividends Paid or Credited to Policyholders on Direct Business	4 Direct Unearned Premium Reserves	5 Direct Losses Paid (deducting salvage)	6 Direct Losses Incurred	7 Direct Losses Unpaid	8 Direct Defense and Cost Containment Expense Paid	9 Direct Defense and Cost Containment Expense Incurred	10 Direct Defense and Cost Containment Expense Unpaid	11 Commissions and Brokerage Expenses	12 Taxes, Licenses and Fees
		1 Direct Premiums Written	2 Direct Premiums Earned										
1.	Fire												
2.1	Allied lines												
2.2	Multiple peril crop												
2.3	Federal flood												
3.	Farmowners multiple peril												
4.	Homeowners multiple peril												
5.1	Commercial multiple peril (non-liability portion)												
5.2	Commercial multiple peril (liability portion)												
6.	Mortgage guaranty												
8.	Ocean marine												
9.	Inland marine												
10.	Financial guaranty												
11.	Medical professional liability												
12.	Earthquake												
13.	Group accident and health (b)												
14.	Credit accident and health (group and individual)												
15.1	Collectively renewable accident and health (b)												
15.2	Non-cancelable accident and health(b)												
15.3	Guaranteed renewable accident and health(b)												
15.4	Non-renewable for stated reasons only (b)												
15.5	Other accident only												
15.6	Medicare Title XVIII exempt from state taxes or fees												
15.7	All other accident and health (b)												
15.8	Federal employees health benefits plan premium (b)												
16.	Workers' compensation												
17.1	Other Liability - occurrence												
17.2	Other Liability - claims made												
17.3	Excess workers' compensation												
18.	Products liability												
19.1	Private passenger auto no-fault (personal injury protection)	2,239,882	2,480,152		553,121	1,508,983	1,368,388	481,379	239,073	44,859	219,412	243,291	54,994
19.2	Other private passenger auto liability	2,546,231	2,629,617		669,194	2,472,700	2,221,642	2,137,587	177,847	115,584	198,673	274,941	61,856
19.3	Commercial auto no-fault (personal injury protection)												
19.4	Other commercial auto liability												
21.1	Private passenger auto physical damage	1,256,899	1,346,141		312,867	751,646	786,708	60,820	5,346	6,489	3,874	134,380	30,362
21.2	Commercial auto physical damage												
22.	Aircraft (all perils)												
23.	Fidelity												
24.	Surety												
26.	Burglary and theft												
27.	Boiler and machinery												
28.	Credit												
30.	Warranty												
34.	Aggregate write-ins for other lines of business												
35.	TOTALS (a)	6,043,012	6,455,910		1,535,182	4,733,329	4,376,738	2,679,785	422,265	166,932	421,958	652,612	147,212
DETAILS OF WRITE-INS													
3401.												
3402.												
3403.												
3498.	Summary of remaining write-ins for Line 34 from overflow page												
3499.	Totals (Lines 3401 thru 3403 plus 3498)(Line 34 above)												

(a) Finance and service charges not included in Lines 1 to 35 \$ 240,133
(b) For health business on indicated lines report: Number of persons insured under PPO managed care products and number of persons insured under indemnity only products



ANNUAL STATEMENT FOR THE YEAR 2013 OF THE Bristol West Casualty Insurance Company

EXHIBIT OF PREMIUMS AND LOSSES (Statutory Page 14)

NAIC Group Code 0069 BUSINESS IN THE STATE OF Ohio DURING THE YEAR 2013 NAIC Company Code 11034

Line of Business	Gross Premiums, Including Policy and Membership Fees, Less Return Premiums and Premiums on Policies not Taken		3 Dividends Paid or Credited to Policyholders on Direct Business	4 Direct Unearned Premium Reserves	5 Direct Losses Paid (deducting salvage)	6 Direct Losses Incurred	7 Direct Losses Unpaid	8 Direct Defense and Cost Containment Expense Paid	9 Direct Defense and Cost Containment Expense Incurred	10 Direct Defense and Cost Containment Expense Unpaid	11 Commissions and Brokerage Expenses	12 Taxes, Licenses and Fees
	1 Direct Premiums Written	2 Direct Premiums Earned										
1. Fire												
2.1 Allied lines												
2.2 Multiple peril crop												
2.3 Federal flood												
3. Farmowners multiple peril												
4. Homeowners multiple peril												
5.1 Commercial multiple peril (non-liability portion)												
5.2 Commercial multiple peril (liability portion)												
6. Mortgage guaranty												
8. Ocean marine												
9. Inland marine												
10. Financial guaranty												
11. Medical professional liability												
12. Earthquake												
13. Group accident and health (b)												
14. Credit accident and health (group and individual)												
15.1 Collectively renewable accident and health (b)												
15.2 Non-cancelable accident and health(b)												
15.3 Guaranteed renewable accident and health(b)												
15.4 Non-renewable for stated reasons only (b)												
15.5 Other accident only												
15.6 Medicare Title XVIII exempt from state taxes or fees												
15.7 All other accident and health (b)												
15.8 Federal employees health benefits plan premium (b)												
16. Workers' compensation												
17.1 Other Liability - occurrence												
17.2 Other Liability - claims made												
17.3 Excess workers' compensation												
18. Products liability												
19.1 Private passenger auto no-fault (personal injury protection)												
19.2 Other private passenger auto liability	985,406	576,304		435,757	159,120	367,320	311,825	7,187	14,534	13,467	115,092	71,012
19.3 Commercial auto no-fault (personal injury protection)												
19.4 Other commercial auto liability												
21.1 Private passenger auto physical damage	446,647	266,912		199,645	161,181	186,589	27,590	500	403	339	56,130	46,047
21.2 Commercial auto physical damage												
22. Aircraft (all perils)												
23. Fidelity												
24. Surety												
26. Burglary and theft												
27. Boiler and machinery												
28. Credit												
30. Warranty												
34. Aggregate write-ins for other lines of business												
35. TOTALS (a)	1,432,053	843,215		635,402	320,301	553,910	339,415	7,687	14,938	13,806	171,222	117,059
DETAILS OF WRITE-INS												
3401.												
3402.												
3403.												
3498. Summary of remaining write-ins for Line 34 from overflow page												
3499. Totals (Lines 3401 thru 3403 plus 3498)(Line 34 above)												

(a) Finance and service charges not included in Lines 1 to 35 \$ 67,870
(b) For health business on indicated lines report: Number of persons insured under PPO managed care products and number of persons insured under indemnity only products



ANNUAL STATEMENT FOR THE YEAR 2013 OF THE Bristol West Casualty Insurance Company

EXHIBIT OF PREMIUMS AND LOSSES (Statutory Page 14)

NAIC Group Code 0069 BUSINESS IN THE STATE OF Virginia DURING THE YEAR 2013 NAIC Company Code 11034

Line of Business		Gross Premiums, Including Policy and Membership Fees, Less Return Premiums and Premiums on Policies not Taken		3 Dividends Paid or Credited to Policyholders on Direct Business	4 Direct Unearned Premium Reserves	5 Direct Losses Paid (deducting salvage)	6 Direct Losses Incurred	7 Direct Losses Unpaid	8 Direct Defense and Cost Containment Expense Paid	9 Direct Defense and Cost Containment Expense Incurred	10 Direct Defense and Cost Containment Expense Unpaid	11 Commissions and Brokerage Expenses	12 Taxes, Licenses and Fees
		1 Direct Premiums Written	2 Direct Premiums Earned										
1.	Fire												
2.1	Allied lines												
2.2	Multiple peril crop												
2.3	Federal flood												
3.	Farmowners multiple peril												
4.	Homeowners multiple peril												
5.1	Commercial multiple peril (non-liability portion)												
5.2	Commercial multiple peril (liability portion)												
6.	Mortgage guaranty												
8.	Ocean marine												
9.	Inland marine												
10.	Financial guaranty												
11.	Medical professional liability												
12.	Earthquake												
13.	Group accident and health (b)												
14.	Credit accident and health (group and individual)												
15.1	Collectively renewable accident and health (b)												
15.2	Non-cancelable accident and health(b)												
15.3	Guaranteed renewable accident and health(b)												
15.4	Non-renewable for stated reasons only (b)												
15.5	Other accident only												
15.6	Medicare Title XVIII exempt from state taxes or fees												
15.7	All other accident and health (b)												
15.8	Federal employees health benefits plan premium (b)												
16.	Workers' compensation												
17.1	Other Liability - occurrence												
17.2	Other Liability - claims made												
17.3	Excess workers' compensation												
18.	Products liability												
19.1	Private passenger auto no-fault (personal injury protection)		595	804	144							65	22
19.2	Other private passenger auto liability	6,083,900	7,205,811		1,610,357	5,839,348	2,016,488	4,396,414	409,522	151,799	619,072	624,347	203,603
19.3	Commercial auto no-fault (personal injury protection)												
19.4	Other commercial auto liability												
21.1	Private passenger auto physical damage	2,728,970	3,283,878		708,791	1,909,940	1,467,631	(74,523)	6,128	951	2,400	293,829	89,499
21.2	Commercial auto physical damage												
22.	Aircraft (all perils)												
23.	Fidelity												
24.	Surety												
26.	Burglary and theft												
27.	Boiler and machinery												
28.	Credit												
30.	Warranty												
34.	Aggregate write-ins for other lines of business												
35.	TOTALS (a)	8,813,465	10,490,493		2,319,292	7,749,288	3,484,119	4,321,891	415,650	152,750	621,472	918,240	293,125
DETAILS OF WRITE-INS													
3401.												
3402.												
3403.												
3498.	Summary of remaining write-ins for Line 34 from overflow page												
3499.	Totals (Lines 3401 thru 3403 plus 3498)(Line 34 above)												

(a) Finance and service charges not included in Lines 1 to 35 \$ 386,700
(b) For health business on indicated lines report: Number of persons insured under PPO managed care products and number of persons insured under indemnity only products



ANNUAL STATEMENT FOR THE YEAR 2013 OF THE Bristol West Casualty Insurance Company

EXHIBIT OF PREMIUMS AND LOSSES (Statutory Page 14)

NAIC Group Code 0069 BUSINESS IN THE STATE OF Wyoming DURING THE YEAR 2013 NAIC Company Code 11034

Line of Business	Gross Premiums, Including Policy and Membership Fees, Less Return Premiums and Premiums on Policies not Taken		3 Dividends Paid or Credited to Policyholders on Direct Business	4 Direct Unearned Premium Reserves	5 Direct Losses Paid (deducting salvage)	6 Direct Losses Incurred	7 Direct Losses Unpaid	8 Direct Defense and Cost Containment Expense Paid	9 Direct Defense and Cost Containment Expense Incurred	10 Direct Defense and Cost Containment Expense Unpaid	11 Commissions and Brokerage Expenses	12 Taxes, Licenses and Fees
	1 Direct Premiums Written	2 Direct Premiums Earned										
1. Fire												
2.1 Allied lines												
2.2 Multiple peril crop												
2.3 Federal flood												
3. Farmowners multiple peril												
4. Homeowners multiple peril												
5.1 Commercial multiple peril (non-liability portion)												
5.2 Commercial multiple peril (liability portion)												
6. Mortgage guaranty												
8. Ocean marine												
9. Inland marine												
10. Financial guaranty												
11. Medical professional liability												
12. Earthquake												
13. Group accident and health (b)												
14. Credit accident and health (group and individual)												
15.1 Collectively renewable accident and health (b)												
15.2 Non-cancelable accident and health(b)												
15.3 Guaranteed renewable accident and health(b)												
15.4 Non-renewable for stated reasons only (b)												
15.5 Other accident only												
15.6 Medicare Title XVIII exempt from state taxes or fees												
15.7 All other accident and health (b)												
15.8 Federal employees health benefits plan premium (b)												
16. Workers' compensation												
17.1 Other Liability - occurrence												
17.2 Other Liability - claims made												
17.3 Excess workers' compensation												
18. Products liability												
19.1 Private passenger auto no-fault (personal injury protection)												
19.2 Other private passenger auto liability	3,338,906	3,470,408		744,306	2,011,235	1,458,310	1,185,514	26,753	6,477	58,220	337,648	37,749
19.3 Commercial auto no-fault (personal injury protection)												
19.4 Other commercial auto liability												
21.1 Private passenger auto physical damage	2,322,918	2,453,946		534,247	1,602,218	1,598,364	115,890	155	(694)	2,045	248,360	25,620
21.2 Commercial auto physical damage												
22. Aircraft (all perils)												
23. Fidelity												
24. Surety												
26. Burglary and theft												
27. Boiler and machinery												
28. Credit												
30. Warranty												
34. Aggregate write-ins for other lines of business												
35. TOTALS (a)	5,661,824	5,924,354		1,278,553	3,613,453	3,056,674	1,301,404	26,908	5,783	60,265	586,008	63,369
DETAILS OF WRITE-INS												
3401.												
3402.												
3403.												
3498. Summary of remaining write-ins for Line 34 from overflow page												
3499. Totals (Lines 3401 thru 3403 plus 3498)(Line 34 above)												

(a) Finance and service charges not included in Lines 1 to 35 \$ 294,954
(b) For health business on indicated lines report: Number of persons insured under PPO managed care products and number of persons insured under indemnity only products



ANNUAL STATEMENT FOR THE YEAR 2013 OF THE Bristol West Casualty Insurance Company

EXHIBIT OF PREMIUMS AND LOSSES (Statutory Page 14)

NAIC Group Code 0069 BUSINESS IN THE STATE OF Grand Total DURING THE YEAR 2013 NAIC Company Code 11034

Line of Business		Gross Premiums, Including Policy and Membership Fees, Less Return Premiums and Premiums on Policies not Taken		3 Dividends Paid or Credited to Policyholders on Direct Business	4 Direct Unearned Premium Reserves	5 Direct Losses Paid (deducting salvage)	6 Direct Losses Incurred	7 Direct Losses Unpaid	8 Direct Defense and Cost Containment Expense Paid	9 Direct Defense and Cost Containment Expense Incurred	10 Direct Defense and Cost Containment Expense Unpaid	11 Commissions and Brokerage Expenses	12 Taxes, Licenses and Fees
		1 Direct Premiums Written	2 Direct Premiums Earned										
1.	Fire												
2.1	Allied lines												
2.2	Multiple peril crop												
2.3	Federal flood												
3.	Farmowners multiple peril												
4.	Homeowners multiple peril												
5.1	Commercial multiple peril (non-liability portion)												
5.2	Commercial multiple peril (liability portion)												
6.	Mortgage guaranty												
8.	Ocean marine												
9.	Inland marine												
10.	Financial guaranty												
11.	Medical professional liability												
12.	Earthquake												
13.	Group accident and health (b)												
14.	Credit accident and health (group and individual)												
15.1	Collectively renewable accident and health (b)												
15.2	Non-cancelable accident and health(b)												
15.3	Guaranteed renewable accident and health(b)												
15.4	Non-renewable for stated reasons only (b)												
15.5	Other accident only												
15.6	Medicare Title XVIII exempt from state taxes or fees												
15.7	All other accident and health (b)												
15.8	Federal employees health benefits plan premium (b)												
16.	Workers' compensation												
17.1	Other Liability - occurrence												
17.2	Other Liability - claims made												
17.3	Excess workers' compensation												
18.	Products liability												
19.1	Private passenger auto no-fault (personal injury protection)	2,240,477	2,480,955		553,265	1,508,983	1,368,388	481,379	239,073	44,859	219,412	243,356	55,016
19.2	Other private passenger auto liability	12,954,443	13,882,140		3,459,614	10,482,403	6,063,760	8,031,340	621,308	288,394	889,432	1,352,028	374,220
19.3	Commercial auto no-fault (personal injury protection)												
19.4	Other commercial auto liability												
21.1	Private passenger auto physical damage	6,755,434	7,350,877		1,755,550	4,424,985	4,039,292	129,777	12,129	7,149	8,658	732,699	191,529
21.2	Commercial auto physical damage												
22.	Aircraft (all perils)												
23.	Fidelity												
24.	Surety												
26.	Burglary and theft												
27.	Boiler and machinery												
28.	Credit												
30.	Warranty												
34.	Aggregate write-ins for other lines of business												
35.	TOTALS (a)	21,950,354	23,713,972		5,768,429	16,416,371	11,471,440	8,642,496	872,510	340,403	1,117,501	2,328,082	620,765
DETAILS OF WRITE-INS													
3401.												
3402.												
3403.												
3498.	Summary of remaining write-ins for Line 34 from overflow page												
3499.	Totals (Lines 3401 thru 3403 plus 3498)(Line 34 above)												

(a) Finance and service charges not included in Lines 1 to 35 \$ 989,657
(b) For health business on indicated lines report: Number of persons insured under PPO managed care products and number of persons insured under indemnity only products

Schedule F - Part 1
N O N E

Schedule F - Part 2
N O N E

ANNUAL STATEMENT FOR THE YEAR 2013 OF THE Bristol West Casualty Insurance Company

SCHEDULE F - PART 3

Ceded Reinsurance as of December 31, Current Year (000 OMITTED)

1	2	3	4	5	6	Reinsurance Recoverable On									Reinsurance Payable		18	19
						7	8	9	10	11	12	13	14	15	16	17		
ID Number	NAIC Company Code	Name of Reinsurer	Domiciliary Jurisdiction	Reinsurance Contracts Ceding 75% or More of Direct Premiums Written	Reinsurance Premiums Ceded	Paid Losses	Paid LAE	Known Case Loss Reserves	Known Case LAE Reserves	IBNR Loss Reserves	IBNR LAE Reserves	Unearned Premiums	Contingent Commissions	Columns 7 thru 14 Totals	Ceded Balances Payable	Other Amounts Due to Reinsurers	Net Amount Recoverable From Reinsurers Cols. 15 - [16 + 17]	Funds Held By Company Under Reinsurance Treaties
95-2575893	21652	Farmers Insurance Exchange	CA		21,950	1,095	257	5,600	3	3,020	1,544	5,768		17,286	7,417		9,869	
0399999. Total Authorized - Affiliates - U.S. Non-Pool - Other					21,950	1,095	257	5,600	3	3,020	1,544	5,768		17,286	7,417		9,869	
0499999. Total Authorized - Affiliates - U.S. Non-Pool					21,950	1,095	257	5,600	3	3,020	1,544	5,768		17,286	7,417		9,869	
0799999. Total Authorized - Affiliates - Other (Non-U.S.)																		
0899999. Total Authorized - Affiliates					21,950	1,095	257	5,600	3	3,020	1,544	5,768		17,286	7,417		9,869	
0999998. Total Authorized - Other U.S. Unaffiliated Insurers (Under \$100,000)						16	2							18	1		17	
0999999. Total Authorized - Other U.S. Unaffiliated Insurers						16	2							18	1		17	
1299998. Total Authorized - Other Non-U.S. Insurers (Under \$100,000)																		
1299999. Total Authorized - Other Non-U.S. Insurers																		
1399999. Total Authorized					21,950	1,111	259	5,600	3	3,020	1,544	5,768		17,304	7,418		9,887	
1799999. Total Unauthorized - Affiliates - U.S. Non-Pool																		
2099999. Total Unauthorized - Affiliates - Other (Non-U.S.)																		
2199999. Total Unauthorized - Affiliates																		
2299998. Total Unauthorized - Other U.S. Unaffiliated Insurers (Under \$100,000)																		
2299999. Total Unauthorized - Other U.S. Unaffiliated Insurers																		
2599998. Total Unauthorized - Other Non-U.S. Insurers (Under \$100,000)																		
2599999. Total Unauthorized - Other Non-U.S. Insurers																		
2699999. Total Unauthorized																		
3099999. Total Certified - Affiliates - U.S. Non-Pool																		
3399999. Total Certified - Affiliates - Other (Non-U.S.)																		
3499999. Total Certified - Affiliates																		
3599998. Total Certified - Other U.S. Unaffiliated Insurers (Under \$100,000)																		
3599999. Total Certified - Other U.S. Unaffiliated Insurers																		
3899998. Total Certified - Other Non-U.S. Insurers (Under \$100,000)																		
3899999. Total Certified - Other Non-U.S. Insurers																		
3999999. Total Certified																		
4099999. Total Authorized, Unauthorized and Certified					21,950	1,111	259	5,600	3	3,020	1,544	5,768		17,304	7,418		9,887	
4199999. Total Protected Cells																		
9999999 Totals					21,950	1,111	259	5,600	3	3,020	1,544	5,768		17,304	7,418		9,887	

NOTE: A. Report the five largest provisional commission rates included in the cedant's reinsurance treaties.
The commission rate to be reported is by contract with ceded premium in excess of \$50,000:

1	2	3
Name of Reinsurer	Commission Rate	Ceded Premium
1.
2.
3.
4.
5.

B. Report the five largest reinsurance recoverables reported in Column 15, due from any one reinsurer (based on the total recoverables, Line 9999999, Column 15), the amount of ceded premium, and indicate whether the recoverables are due from an affiliated insurer.

1	2	3	4
Name of Reinsurer	Total Recoverables	Ceded Premiums	Affiliated
1. Farmers Insurance Exchange	17,286	21,950	Yes [X] No []
2. Motors Insurance Company	18		Yes [] No [X]
3.			Yes [] No []
4.			Yes [] No []
5.			Yes [] No []

ANNUAL STATEMENT FOR THE YEAR 2013 OF THE Bristol West Casualty Insurance Company

SCHEDULE F - PART 4

Aging of Ceded Reinsurance as of December 31, Current Year (000 OMITTED)

1 ID Number	2 NAIC Com- pany Code	3 Name of Reinsurer	4 Domiciliary Jurisdiction	Reinsurance Recoverable on Paid Losses and Paid Loss Adjustment Expenses							12 Percentage Overdue Col. 10/Col. 11	13 Percentage More Than 120 Days Overdue Col. 9/Col. 11
				5 Current	Overdue					11 Total Due Cols. 5 + 10		
					6 1 to 29 Days	7 30 to 90 Days	8 91 to 120 Days	9 Over 120 Days	10 Total Overdue Cols. 6 + 7 + 8 + 9			
95-2575893	21652	Farmers Insurance Exchange	CA	1,351						1,351		
0399999. Total Authorized - Affiliates - U.S. Non-Pool - Other				1,351						1,351		
0499999. Total Authorized - Affiliates - U.S. Non-Pool				1,351						1,351		
0799999. Total Authorized - Affiliates - Other (Non-U.S.)												
0899999. Total Authorized - Affiliates				1,351						1,351		
38-0855585	22012	Motors Insurance Company	MI	18						18		
0999999. Total Authorized - Other U.S. Unaffiliated Insurers				18						18		
1399999. Total Authorized				1,369						1,369		
1799999. Total Unauthorized - Affiliates - U.S. Non-Pool												
2099999. Total Unauthorized - Affiliates - Other (Non-U.S.)												
2199999. Total Unauthorized - Affiliates												
2699999. Total Unauthorized												
3099999. Total Certified - Affiliates - U.S. Non-Pool												
3399999. Total Certified - Affiliates - Other (Non-U.S.)												
3499999. Total Certified - Affiliates												
3999999. Total Certified												
4099999. Total Authorized, Unauthorized and Certified				1,369						1,369		
4199999. Total Protected Cells												
9999999 Totals				1,369						1,369		

Schedule F - Part 5
N O N E

Schedule F - Part 5 - Bank Footnote
N O N E

Schedule F - Part 6 - Section 1 - Provision for Reinsurance Ceded to Certified Reinsurers
N O N E

Schedule F - Part 6 - Section 1 - Bank Footnote
N O N E

Schedule F - Part 6 - Section 2 - Provision for Overdue Reinsurance Ceded to Certified Reinsurers
N O N E

Schedule F - Part 7 - Provision for Overdue Authorized Reinsurance
N O N E

Schedule F - Part 8 - Provision for Overdue Reinsurance
N O N E

SCHEDULE F - PART 9

Restatement of Balance Sheet to Identify Net Credit for Reinsurance

	1 As Reported (Net of Ceded)	2 Restatement Adjustments	3 Restated (Gross of Ceded)
ASSETS (Page 2, Col. 3)			
1. Cash and invested assets (Line 12)	10,834,043		10,834,043
2. Premiums and considerations (Line 15)	4,613,385		4,613,385
3. Reinsurance recoverable on loss and loss adjustment expense payments (Line 16.1)	1,369,111	(1,369,111)	
4. Funds held by or deposited with reinsured companies (Line 16.2)			
5. Other assets	357,089		357,089
6. Net amount recoverable from reinsurers		9,886,602	9,886,602
7. Protected cell assets (Line 27)			
8. Totals (Line 28)	17,173,628	8,517,491	25,691,119
LIABILITIES (Page 3)			
9. Losses and loss adjustment expenses (Lines 1 through 3)	27,891	10,166,628	10,194,519
10. Taxes, expenses, and other obligations (Lines 4 through 8)	464,750		464,750
11. Unearned premiums (Line 9)		5,768,430	5,768,430
12. Advance premiums (Line 10)	51,344		51,344
13. Dividends declared and unpaid (Line 11.1 and 11.2)			
14. Ceded reinsurance premiums payable (net of ceding commissions (Line 12)	7,417,567	(7,417,567)	
15. Funds held by company under reinsurance treaties (Line 13)			
16. Amounts withheld or retained by company for account of others (Line 14)			
17. Provision for reinsurance (Line 16)			
18. Other liabilities	370,020		370,020
19. Total liabilities excluding protected cell business (Line 26)	8,331,572	8,517,491	16,849,063
20. Protected cell liabilities (Line 27)			
21. Surplus as regards policyholders (Line 37)	8,842,056	XXX	8,842,056
22. Totals (Line 38)	17,173,628	8,517,491	25,691,119

NOTE: Is the restatement of this exhibit the result of grossing up balances ceded to affiliates under 100 percent reinsurance or pooling arrangements? Yes [X] No []

If yes, give full explanation: Bristol West Casualty Insurance Company cedes 100% of its business, after other reinsurance, to Farmers Insurance Exchange, an affiliate domiciled in California.

Schedule H - Part 1

N O N E

Schedule H - Part 2 - Reserves and Liabilities

N O N E

Schedule H - Part 3 - Prior Year's Claim Reserves and Liabilities

N O N E

Schedule H - Part 4 - Reinsurance

N O N E

Schedule H - Part 5 - Health Claims

N O N E

ANNUAL STATEMENT FOR THE YEAR 2013 OF THE Bristol West Casualty Insurance Company

SCHEDULE P - PART 1A - HOMEOWNERS/FARMOWNERS

(\$000 OMITTED)

Years in Which Premiums Were Earned and Losses Were Incurred	Premiums Earned			Loss and Loss Expense Payments								12
	1	2	3	Loss Payments		Defense and Cost Containment Payments		Adjusting and Other Payments		10	11	Number of Claims Reported Direct and Assumed
	Direct and Assumed	Ceded	Net (1 - 2)	4 Direct and Assumed	5 Ceded	6 Direct and Assumed	7 Ceded	8 Direct and Assumed	9 Ceded	Salvage and Subrogation Received	Total Net Paid Cols (4 - 5 + 6 - 7 + 8 - 9)	
1. Prior.....	XXX	XXX	XXX									XXX
2. 2004.....												
3. 2005.....												
4. 2006.....												
5. 2007.....												
6. 2008.....												
7. 2009.....												
8. 2010.....												
9. 2011.....												
10. 2012.....												
11. 2013.....												
12. Totals	XXX	XXX	XXX									XXX

	Losses Unpaid				Defense and Cost Containment Unpaid				Adjusting and Other Unpaid		23 Salvage and Subrogation Anticipated	24 Total Net Losses and Expenses Unpaid	25 Number of Claims Outstanding- Direct and Assumed
	Case Basis		Bulk + IBNR		Case Basis		Bulk + IBNR		Adjusting and Other Unpaid				
	13 Direct and Assumed	14 Ceded	15 Direct and Assumed	16 Ceded	17 Direct and Assumed	18 Ceded	19 Direct and Assumed	20 Ceded	21 Direct and Assumed	22 Ceded			
1. Prior.....													
2. 2004.....													
3. 2005.....													
4. 2006.....													
5. 2007.....													
6. 2008.....													
7. 2009.....													
8. 2010.....													
9. 2011.....													
10. 2012.....													
11. 2013.....													
12. Totals													

	Total Losses and Loss Expenses Incurred			Loss and Loss Expense Percentage (Incurred /Premiums Earned)			Nontabular Discount		34 Inter-Company Pooling Participation Percentage	Net Balance Sheet Reserves After Discount	
	26 Direct and Assumed	27 Ceded	28 Net	29 Direct and Assumed	30 Ceded	31 Net	32 Loss	33 Loss Expense		35 Losses Unpaid	36 Loss Expenses Unpaid
1. Prior.....	XXX	XXX	XXX	XXX	XXX	XXX			XXX		
2. 2004.....											
3. 2005.....											
4. 2006.....											
5. 2007.....											
6. 2008.....											
7. 2009.....											
8. 2010.....											
9. 2011.....											
10. 2012.....											
11. 2013.....											
12. Totals	XXX	XXX	XXX	XXX	XXX	XXX			XXX		

ANNUAL STATEMENT FOR THE YEAR 2013 OF THE Bristol West Casualty Insurance Company

SCHEDULE P - PART 1B - PRIVATE PASSENGER AUTO LIABILITY/MEDICAL

(\$000 OMITTED)

Years in Which Premiums Were Earned and Losses Were Incurred	Premiums Earned			Loss and Loss Expense Payments							12	
	1 Direct and Assumed	2 Ceded	3 Net (1 - 2)	Loss Payments		Defense and Cost Containment Payments		Adjusting and Other Payments		10 Salvage and Subrogation Received	11 Total Net Paid Cols (4 - 5 + 6 - 7 + 8 - 9)	Number of Claims Reported Direct and Assumed
				4 Direct and Assumed	5 Ceded	6 Direct and Assumed	7 Ceded	8 Direct and Assumed	9 Ceded			
1. Prior.....	XXX	XXX	XXX									XXX
2. 2004.....	3,670	3,225	445	2,377	2,132	257	157	426	383	16	388	669
3. 2005.....	3,043	2,079	964	1,546	1,174	119	98	334	242	16	485	568
4. 2006.....	2,080	1,568	512	1,483	1,112	115	98	221	166	11	443	375
5. 2007.....	1,550	1,395	155	830	747	37	34	146	132	2	102	272
6. 2008.....	9,400	8,460	940	6,715	6,044	308	277	740	668	11	774	1,533
7. 2009.....	20,088	18,080	2,008	15,508	13,958	727	654	1,866	1,716	16	1,773	3,134
8. 2010.....	27,410	27,410		19,757	19,757	1,201	1,201	3,081	3,081			4,145
9. 2011.....	23,429	23,429		14,835	14,835	635	635	2,753	2,753			3,594
10. 2012.....	19,798	19,798		10,376	10,376	485	485	2,250	2,250			2,666
11. 2013.....	16,363	16,363		4,649	4,649	56	56	984	984			1,930
12. Totals	XXX	XXX	XXX	78,075	74,782	3,940	3,696	12,802	12,375	71	3,964	XXX

	Losses Unpaid				Defense and Cost Containment Unpaid				Adjusting and Other Unpaid		23	24	25
	Case Basis		Bulk + IBNR		Case Basis		Bulk + IBNR						
	13	14	15	16	17	18	19	20	21	22			
	Direct and Assumed	Ceded	Direct and Assumed	Ceded	Direct and Assumed	Ceded	Direct and Assumed	Ceded	Direct and Assumed	Ceded			
1. Prior.....													1
2. 2004.....													2
3. 2005.....													
4. 2006.....													
5. 2007.....													
6. 2008.....	9	8	2	1			6	5				2	2
7. 2009.....	195	175	27	25	4	3	37	33	4	4		27	30
8. 2010.....	883	883	125	125			167	167	13	13			135
9. 2011.....	857	857	276	276			205	205	30	30			225
10. 2012.....	1,196	1,196	833	833			302	302	79	79			213
11. 2013.....	2,119	2,119	1,990	1,990			388	388	246	246			421
12. Totals	5,259	5,239	3,253	3,250	4	3	1,105	1,101	371	371		28	1,029

	Total Losses and Loss Expenses Incurred			Loss and Loss Expense Percentage (Incurred /Premiums Earned)			Nontabular Discount		34 Inter-Company Pooling Participation Percentage	Net Balance Sheet Reserves After Discount	
	26	27	28	29	30	31	32	33		35	36
	Direct and Assumed	Ceded	Net	Direct and Assumed	Ceded	Net	Loss	Loss Expense		Losses Unpaid	Loss Expenses Unpaid
1. Prior.....	XXX	XXX	XXX	XXX	XXX	XXX			XXX		
2. 2004.....	3,060	2,672	388	83.4	82.9	87.2					
3. 2005.....	1,999	1,514	485	65.7	72.8	50.3					
4. 2006.....	1,819	1,376	443	87.5	87.8	86.6					
5. 2007.....	1,014	912	102	65.4	65.4	65.6					
6. 2008.....	7,780	7,005	775	82.8	82.8	82.5				1	1
7. 2009.....	18,368	16,568	1,799	91.4	91.6	89.6				22	4
8. 2010.....	25,227	25,227		92.0	92.0						
9. 2011.....	19,592	19,592		83.6	83.6						
10. 2012.....	15,520	15,520		78.4	78.4						
11. 2013.....	10,431	10,431		63.7	63.7						
12. Totals	XXX	XXX	XXX	XXX	XXX	XXX			XXX	23	5

Schedule P - Part 1C - Commercial Auto/Truck Liability/Medical
N O N E

Schedule P - Part 1D - Workers' Compensation (Excluding Excess Workers' Compensation)
N O N E

Schedule P - Part 1E - Commercial Multiple Peril
N O N E

Schedule P - Part 1F - Section 1 - Medical Professional Liability - Occurrence
N O N E

Schedule P - Part 1F - Section 2 - Medical Professional Liability - Claims-Made
N O N E

Schedule P - Part 1G - Special Liability (Ocean Marine, Aircraft (all perils), Boiler and Machinery)
N O N E

Schedule P - Part 1H - Section 1 - Other Liability - Occurrence
N O N E

Schedule P - Part 1H - Section 2 - Other Liability - Claims-Made
N O N E

Schedule P - Part 1I - Special Property (Fire, Allied Lines...)
N O N E

ANNUAL STATEMENT FOR THE YEAR 2013 OF THE Bristol West Casualty Insurance Company

SCHEDULE P - PART 1J - AUTO PHYSICAL DAMAGE

(\$000 OMITTED)

Years in Which Premiums Were Earned and Losses Were Incurred	Premiums Earned			Loss and Loss Expense Payments								12
	1 Direct and Assumed	2 Ceded	3 Net (1 - 2)	Loss Payments		Defense and Cost Containment Payments		Adjusting and Other Payments		10 Salvage and Subrogation Received	11 Total Net Paid Cols (4 - 5 + 6 - 7 + 8 - 9)	Number of Claims Reported Direct and Assumed
				4 Direct and Assumed	5 Ceded	6 Direct and Assumed	7 Ceded	8 Direct and Assumed	9 Ceded			
1. Prior.....	XXX	XXX	XXX	9	7	1		4	4	2	3	XXX
2. 2012.....	9,872	9,872		6,044	6,044	37	37	1,296	1,296			3,447
3. 2013.....	7,351	7,351		4,024	4,024	3	3	600	600			2,585
4. Totals	XXX	XXX	XXX	10,077	10,075	41	41	1,900	1,899	2	3	XXX

	Losses Unpaid				Defense and Cost Containment Unpaid				Adjusting and Other Unpaid		23	24	25
	Case Basis		Bulk + IBNR		Case Basis		Bulk + IBNR						
	13	14	15	16	17	18	19	20	21	22			
	Direct and Assumed	Ceded	Direct and Assumed	Ceded	Direct and Assumed	Ceded	Direct and Assumed	Ceded	Direct and Assumed	Ceded			
1. Prior	5	5	(94)	(93)			1	1	4	4		(1)	277
2. 2012	25	25	(51)	(51)			1	1	3	3			132
3. 2013	331	331	(86)	(86)			6	6	57	57			351
4. Totals	361	361	(231)	(230)			9	9	63	63		(1)	760

	Total Losses and Loss Expenses Incurred			Loss and Loss Expense Percentage (Incurred /Premiums Earned)			Nontabular Discount		34 Inter-Company Pooling Participation Percentage	Net Balance Sheet Reserves After Discount	
	26	27	28	29	30	31	32	33		35	36
	Direct and Assumed	Ceded	Net	Direct and Assumed	Ceded	Net	Loss	Loss Expense		Losses Unpaid	Loss Expenses Unpaid
1. Prior.....	XXX	XXX	XXX	XXX	XXX	XXX			XXX	(1)	
2. 2012.....	7,355	7,355		74.5	74.5						
3. 2013.....	4,935	4,935		67.1	67.1						
4. Totals	XXX	XXX	XXX	XXX	XXX	XXX			XXX	(1)	

Schedule P - Part 1K - Fidelity/Surety

N O N E

Schedule P - Part 1L - Other (Including Credit, Accident and Health)

N O N E

Schedule P - Part 1M - International

N O N E

Schedule P - Part 1N - Reinsurance - Nonproportional Assumed Property

N O N E

Schedule P - Part 1O - Reinsurance - Nonproportional Assumed Liability

N O N E

Schedule P - Part 1P - Reinsurance - Nonproportional Assumed Financial Lines

N O N E

Schedule P - Part 1R - Section 1 - Products Liability - Occurrence

N O N E

Schedule P - Part 1R - Section 2 - Products Liability - Claims-Made

N O N E

Schedule P - Part 1S - Financial Guaranty/Mortgage Guaranty

N O N E

Schedule P - Part 1T - Warranty

N O N E

SCHEDULE P - PART 2A - HOMEOWNERS/FARMOWNERS

Years in Which Losses Were Incurred	INCURRED NET LOSSES AND DEFENSE AND COST CONTAINMENT EXPENSES REPORTED AT YEAR END (\$000 OMITTED)										DEVELOPMENT	
	1 2004	2 2005	3 2006	4 2007	5 2008	6 2009	7 2010	8 2011	9 2012	10 2013	11 One Year	12 Two Year
1. Prior.....												
2. 2004.....												
3. 2005.....	XXX											
4. 2006.....	XXX	XXX										
5. 2007.....	XXX	XXX	XXX									
6. 2008.....	XXX	XXX	XXX	XXX								
7. 2009.....	XXX	XXX	XXX	XXX	XXX							
8. 2010.....	XXX	XXX	XXX	XXX	XXX	XXX						
9. 2011.....	XXX	XXX	XXX	XXX	XXX	XXX	XXX					
10. 2012.....	XXX	XXX	XXX	XXX	XXX	XXX	XXX	XXX				XXX
11. 2013.....	XXX	XXX	XXX	XXX	XXX	XXX	XXX	XXX	XXX		XXX	XXX
12. Totals												

SCHEDULE P - PART 2B - PRIVATE PASSENGER AUTO LIABILITY/MEDICAL

1. Prior.....	185	485	457	447	429	426	428	427	426	426		(1)
2. 2004.....	244	285	300	277	356	346	342	340	343	345	2	5
3. 2005.....	XXX	526	476	492	422	398	395	392	392	392		
4. 2006.....	XXX	XXX	356	440	456	402	386	389	388	388		(1)
5. 2007.....	XXX	XXX	XXX	75	83	91	88	89	87	87		(1)
6. 2008.....	XXX	XXX	XXX	XXX	584	712	698	706	703	703		(3)
7. 2009.....	XXX	XXX	XXX	XXX	XXX	1,468	1,544	1,650	1,641	1,649	9	(1)
8. 2010.....	XXX	XXX	XXX	XXX	XXX	XXX						
9. 2011.....	XXX	XXX	XXX	XXX	XXX	XXX	XXX					
10. 2012.....	XXX	XXX	XXX	XXX	XXX	XXX	XXX	XXX				XXX
11. 2013.....	XXX	XXX	XXX	XXX	XXX	XXX	XXX	XXX	XXX		XXX	XXX
12. Totals											11	(3)

SCHEDULE P - PART 2C - COMMERCIAL AUTO/TRUCK LIABILITY/MEDICAL

1. Prior.....												
2. 2004.....												
3. 2005.....	XXX											
4. 2006.....	XXX	XXX										
5. 2007.....	XXX	XXX	XXX									
6. 2008.....	XXX	XXX	XXX	XXX								
7. 2009.....	XXX	XXX	XXX	XXX	XXX							
8. 2010.....	XXX	XXX	XXX	XXX	XXX	XXX						
9. 2011.....	XXX	XXX	XXX	XXX	XXX	XXX	XXX					
10. 2012.....	XXX	XXX	XXX	XXX	XXX	XXX	XXX	XXX				XXX
11. 2013.....	XXX	XXX	XXX	XXX	XXX	XXX	XXX	XXX	XXX		XXX	XXX
12. Totals												

SCHEDULE P - PART 2D - WORKERS' COMPENSATION
(EXCLUDING EXCESS WORKERS' COMPENSATION)

1. Prior.....												
2. 2004.....												
3. 2005.....	XXX											
4. 2006.....	XXX	XXX										
5. 2007.....	XXX	XXX	XXX									
6. 2008.....	XXX	XXX	XXX	XXX								
7. 2009.....	XXX	XXX	XXX	XXX	XXX							
8. 2010.....	XXX	XXX	XXX	XXX	XXX	XXX						
9. 2011.....	XXX	XXX	XXX	XXX	XXX	XXX	XXX					
10. 2012.....	XXX	XXX	XXX	XXX	XXX	XXX	XXX	XXX				XXX
11. 2013.....	XXX	XXX	XXX	XXX	XXX	XXX	XXX	XXX	XXX		XXX	XXX
12. Totals												

SCHEDULE P - PART 2E - COMMERCIAL MULTIPLE PERIL

1. Prior.....												
2. 2004.....												
3. 2005.....	XXX											
4. 2006.....	XXX	XXX										
5. 2007.....	XXX	XXX	XXX									
6. 2008.....	XXX	XXX	XXX	XXX								
7. 2009.....	XXX	XXX	XXX	XXX	XXX							
8. 2010.....	XXX	XXX	XXX	XXX	XXX	XXX						
9. 2011.....	XXX	XXX	XXX	XXX	XXX	XXX	XXX					
10. 2012.....	XXX	XXX	XXX	XXX	XXX	XXX	XXX	XXX				XXX
11. 2013.....	XXX	XXX	XXX	XXX	XXX	XXX	XXX	XXX	XXX		XXX	XXX
12. Totals												

Schedule P - Part 2F - Section 1 - Medical Professional Liability - Occurrence

N O N E

Schedule P - Part 2F - Section 2 - Medical Professional Liability - Claims-Made

N O N E

Schedule P - Part 2G - Special Liability (Ocean Marine, Aircraft (all perils), Boiler and Machinery)

N O N E

Schedule P - Part 2H - Section 1 - Other Liability - Occurrence

N O N E

Schedule P - Part 2H - Section 2- Other Liability - Claims-Made

N O N E

ANNUAL STATEMENT FOR THE YEAR 2013 OF THE Bristol West Casualty Insurance Company

SCHEDULE P - PART 2I - SPECIAL PROPERTY (FIRE, ALLIED LINES, INLAND MARINE, EARTHQUAKE, BURGLARY, AND THEFT)

Years in Which Losses Were Incurred	INCURRED NET LOSSES AND DEFENSE AND COST CONTAINMENT EXPENSES REPORTED AT YEAR END (\$000 OMITTED)										DEVELOPMENT	
	1 2004	2 2005	3 2006	4 2007	5 2008	6 2009	7 2010	8 2011	9 2012	10 2013	11 One Year	12 Two Year
1. Prior.....	XXX	XXX	XXX	XXX	XXX	XXX	XXX	XXX				
2. 2012.....	XXX	XXX	XXX	XXX	XXX	XXX	XXX	XXX				XXX
3. 2013.....	XXX	XXX	XXX	XXX	XXX	XXX	XXX	XXX	XXX		XXX	XXX
4. Totals												

SCHEDULE P - PART 2J - AUTO PHYSICAL DAMAGE

1. Prior.....	XXX	XXX	XXX	XXX	XXX	XXX	XXX	(2)	(4)		4	1
2. 2012.....	XXX	XXX	XXX	XXX	XXX	XXX	XXX	XXX				XXX
3. 2013.....	XXX	XXX	XXX	XXX	XXX	XXX	XXX	XXX	XXX		XXX	XXX
4. Totals											4	1

SCHEDULE P - PART 2K - FIDELITY/SURETY

1. Prior.....	XXX	XXX	XXX	XXX	XXX	XXX	XXX					
2. 2012.....	XXX	XXX	XXX	XXX	XXX	XXX	XXX	XXX				XXX
3. 2013.....	XXX	XXX	XXX	XXX	XXX	XXX	XXX	XXX	XXX		XXX	XXX
4. Totals												

SCHEDULE P - PART 2L - OTHER (INCLUDING CREDIT, ACCIDENT AND HEALTH)

1. Prior.....	XXX	XXX	XXX	XXX	XXX	XXX	XXX					
2. 2012.....	XXX	XXX	XXX	XXX	XXX	XXX	XXX	XXX				XXX
3. 2013.....	XXX	XXX	XXX	XXX	XXX	XXX	XXX	XXX	XXX		XXX	XXX
4. Totals												

SCHEDULE P - PART 2M - INTERNATIONAL

1. Prior.....												
2. 2004.....												
3. 2005.....	XXX											
4. 2006.....	XXX	XXX										
5. 2007.....	XXX	XXX	XXX									
6. 2008.....	XXX	XXX	XXX	XXX								
7. 2009.....	XXX	XXX	XXX	XXX	XXX							
8. 2010.....	XXX	XXX	XXX	XXX	XXX	XXX						
9. 2011.....	XXX	XXX	XXX	XXX	XXX	XXX	XXX					
10. 2012.....	XXX	XXX	XXX	XXX	XXX	XXX	XXX	XXX				XXX
11. 2013.....	XXX	XXX	XXX	XXX	XXX	XXX	XXX	XXX	XXX		XXX	XXX
12. Totals												

Schedule P - Part 2N - Reinsurance - Nonproportional Assumed Property
N O N E

Schedule P - Part 2O - Reinsurance - Nonproportional Assumed Liability
N O N E

Schedule P - Part 2P - Reinsurance - Nonproportional Assumed Financial Lines
N O N E

Schedule P - Part 2R - Section 1 - Products Liability - Occurrence
N O N E

Schedule P - Part 2R - Section 2 - Products Liability - Claims-Made
N O N E

Schedule P - Part 2S - Financial Guaranty/Mortgage Guaranty
N O N E

Schedule P - Part 2T - Warranty
N O N E

SCHEDULE P - PART 3A - HOMEOWNERS/FARMOWNERS

Years in Which Losses Were Incurred	CUMULATIVE PAID NET LOSSES AND DEFENSE AND COST CONTAINMENT EXPENSES REPORTED AT YEAR END (\$000 OMITTED)										11 Number of Claims Closed With Loss Payment	12 Number of Claims Closed Without Loss Payment
	1	2	3	4	5	6	7	8	9	10		
	2004	2005	2006	2007	2008	2009	2010	2011	2012	2013		
1. Prior.....	.000											
2. 2004.....												
3. 2005.....	XXX											
4. 2006.....	XXX	XXX										
5. 2007.....	XXX	XXX	XXX									
6. 2008.....	XXX	XXX	XXX	XXX								
7. 2009.....	XXX	XXX	XXX	XXX	XXX							
8. 2010.....	XXX	XXX	XXX	XXX	XXX	XXX						
9. 2011.....	XXX	XXX	XXX	XXX	XXX	XXX	XXX					
10. 2012.....	XXX	XXX	XXX	XXX	XXX	XXX	XXX	XXX				
11. 2013.....	XXX	XXX	XXX	XXX	XXX	XXX	XXX	XXX	XXX			

SCHEDULE P - PART 3B - PRIVATE PASSENGER AUTO LIABILITY/MEDICAL

1. Prior.....	.000	.124	.321	.369	.419	.419	.428	.427	.426	.426	.29	
2. 2004.....	.113	(.33)	.156	.227	.345	.343	.342	.340	.343	.345	.482	.185
3. 2005.....	XXX	.299	.362	.306	.375	.394	.394	.392	.392	.392	.395	.173
4. 2006.....	XXX	XXX	.180	(.66)	.178	.376	.373	.389	.388	.388	.272	.103
5. 2007.....	XXX	XXX	XXX	.29	.70	.85	.87	.87	.87	.87	.191	.81
6. 2008.....	XXX	XXX	XXX	XXX	.212	.522	.635	.674	.695	.702	1,062	.469
7. 2009.....	XXX	XXX	XXX	XXX	XXX	.623	1,254	1,510	1,579	1,623	2,189	.915
8. 2010.....	XXX	XXX	XXX	XXX	XXX	XXX					3,062	.948
9. 2011.....	XXX	XXX	XXX	XXX	XXX	XXX	XXX				2,530	.839
10. 2012.....	XXX	XXX	XXX	XXX	XXX	XXX	XXX	XXX			1,790	.663
11. 2013.....	XXX	XXX	XXX	XXX	XXX	XXX	XXX	XXX	XXX		1,025	.484

SCHEDULE P - PART 3C - COMMERCIAL AUTO/TRUCK LIABILITY/MEDICAL

1. Prior.....	.000											
2. 2004.....												
3. 2005.....	XXX											
4. 2006.....	XXX	XXX										
5. 2007.....	XXX	XXX	XXX									
6. 2008.....	XXX	XXX	XXX	XXX								
7. 2009.....	XXX	XXX	XXX	XXX	XXX							
8. 2010.....	XXX	XXX	XXX	XXX	XXX	XXX						
9. 2011.....	XXX	XXX	XXX	XXX	XXX	XXX	XXX					
10. 2012.....	XXX	XXX	XXX	XXX	XXX	XXX	XXX	XXX				
11. 2013.....	XXX	XXX	XXX	XXX	XXX	XXX	XXX	XXX	XXX			

SCHEDULE P - PART 3D - WORKERS' COMPENSATION
(EXCLUDING EXCESS WORKERS' COMPENSATION)

1. Prior.....	.000											
2. 2004.....												
3. 2005.....	XXX											
4. 2006.....	XXX	XXX										
5. 2007.....	XXX	XXX	XXX									
6. 2008.....	XXX	XXX	XXX	XXX								
7. 2009.....	XXX	XXX	XXX	XXX	XXX							
8. 2010.....	XXX	XXX	XXX	XXX	XXX	XXX						
9. 2011.....	XXX	XXX	XXX	XXX	XXX	XXX	XXX					
10. 2012.....	XXX	XXX	XXX	XXX	XXX	XXX	XXX	XXX				
11. 2013.....	XXX	XXX	XXX	XXX	XXX	XXX	XXX	XXX	XXX			

SCHEDULE P - PART 3E - COMMERCIAL MULTIPLE PERIL

1. Prior.....	.000											
2. 2004.....												
3. 2005.....	XXX											
4. 2006.....	XXX	XXX										
5. 2007.....	XXX	XXX	XXX									
6. 2008.....	XXX	XXX	XXX	XXX								
7. 2009.....	XXX	XXX	XXX	XXX	XXX							
8. 2010.....	XXX	XXX	XXX	XXX	XXX	XXX						
9. 2011.....	XXX	XXX	XXX	XXX	XXX	XXX	XXX					
10. 2012.....	XXX	XXX	XXX	XXX	XXX	XXX	XXX	XXX				
11. 2013.....	XXX	XXX	XXX	XXX	XXX	XXX	XXX	XXX	XXX			

Schedule P - Part 3F - Section 1 - Medical Professional Liability - Occurrence

N O N E

Schedule P - Part 3F - Section 2 - Medical Professional Liability - Claims-Made

N O N E

Schedule P - Part 3G - Special Liability

N O N E

Schedule P - Part 3H - Section 1 - Other Liability - Occurrence

N O N E

Schedule P - Part 3H - Section 2 - Other Liability - Claims-Made

N O N E

ANNUAL STATEMENT FOR THE YEAR 2013 OF THE Bristol West Casualty Insurance Company

SCHEDULE P - PART 3I - SPECIAL PROPERTY (FIRE, ALLIED LINES, INLAND MARINE, EARTHQUAKE, BURGLARY, AND THEFT)

Years in Which Losses Were Incurred	CUMULATIVE PAID NET LOSSES AND DEFENSE AND COST CONTAINMENT EXPENSES REPORTED AT YEAR END (\$000 OMITTED)										11 Number of Claims Closed With Loss Payment	12 Number of Claims Closed Without Loss Payment
	1	2	3	4	5	6	7	8	9	10		
	2004	2005	2006	2007	2008	2009	2010	2011	2012	2013		
1. Prior.....	XXX	XXX	XXX	XXX	XXX	XXX	XXX	XXX			XXX	XXX
2. 2012.....	XXX	XXX	XXX	XXX	XXX	XXX	XXX	XXX			XXX	XXX
3. 2013.....	XXX	XXX	XXX	XXX	XXX	XXX	XXX	XXX	XXX		XXX	XXX

SCHEDULE P - PART 3J - AUTO PHYSICAL DAMAGE

1. Prior.....	XXX	XXX	XXX	XXX	XXX	XXX	XXX	.000	(3)		14,141	3,408
2. 2012.....	XXX	XXX	XXX	XXX	XXX	XXX	XXX	XXX			2,649	666
3. 2013.....	XXX	XXX	XXX	XXX	XXX	XXX	XXX	XXX	XXX		1,530	704

SCHEDULE P - PART 3K - FIDELITY/SURETY

1. Prior.....	XXX	XXX	XXX	XXX	XXX	XXX	XXX				XXX	XXX
2. 2012.....	XXX	XXX	XXX	XXX	XXX	XXX	XXX	XXX			XXX	XXX
3. 2013.....	XXX	XXX	XXX	XXX	XXX	XXX	XXX	XXX	XXX		XXX	XXX

SCHEDULE P - PART 3L - OTHER (INCLUDING CREDIT, ACCIDENT AND HEALTH)

1. Prior.....	XXX	XXX	XXX	XXX	XXX	XXX	XXX	.000			XXX	XXX
2. 2012.....	XXX	XXX	XXX	XXX	XXX	XXX	XXX	XXX			XXX	XXX
3. 2013.....	XXX	XXX	XXX	XXX	XXX	XXX	XXX	XXX	XXX		XXX	XXX

SCHEDULE P - PART 3M - INTERNATIONAL

1. Prior.....	.000										XXX	XXX
2. 2004.....											XXX	XXX
3. 2005.....	XXX										XXX	XXX
4. 2006.....	XXX	XXX									XXX	XXX
5. 2007.....	XXX	XXX	XXX								XXX	XXX
6. 2008.....	XXX	XXX	XXX	XXX							XXX	XXX
7. 2009.....	XXX	XXX	XXX	XXX	XXX						XXX	XXX
8. 2010.....	XXX	XXX	XXX	XXX	XXX	XXX					XXX	XXX
9. 2011.....	XXX	XXX	XXX	XXX	XXX	XXX	XXX				XXX	XXX
10. 2012.....	XXX	XXX	XXX	XXX	XXX	XXX	XXX	XXX			XXX	XXX
11. 2013.....	XXX	XXX	XXX	XXX	XXX	XXX	XXX	XXX	XXX		XXX	XXX

Schedule P - Part 3N - Reinsurance - Nonproportional Assumed Property
N O N E

Schedule P - Part 3O - Reinsurance - Nonproportional Assumed Liability
N O N E

Schedule P - Part 3P - Reinsurance - Nonproportional Assumed Financial Lines
N O N E

Schedule P - Part 3R - Section 1 - Product Liability - Occurrence
N O N E

Schedule P - Part 3R - Section 2 - Product Liability - Claims-Made
N O N E

Schedule P - Part 3S - Financial Guaranty/Mortgage Guaranty
N O N E

Schedule P - Part 3T - Warranty
N O N E

SCHEDULE P - PART 4A - HOMEOWNERS/FARMOWNERS

Years in Which Losses Were Incurred	BULK AND IBNR RESERVES ON NET LOSSES AND DEFENSE AND COST CONTAINMENT EXPENSES REPORTED AT YEAR END (\$000 OMITTED)									
	1	2	3	4	5	6	7	8	9	10
	2004	2005	2006	2007	2008	2009	2010	2011	2012	2013
1. Prior.....										
2. 2004.....										
3. 2005.....	XXX									
4. 2006.....	XXX	XXX								
5. 2007.....	XXX	XXX	XX							
6. 2008.....	XXX	XXX	XX	XX						
7. 2009.....	XXX	XXX	XX	XXX	XXX					
8. 2010.....	XXX	XXX	XXX	XXX	XXX	XXX				
9. 2011.....	XXX	XXX	XXX	XXX	XXX	XXX	XXX			
10. 2012.....	XXX	XXX	XXX	XXX	XXX	XXX	XXX	XXX		
11. 2013.....	XXX	XXX	XXX	XXX	XXX	XXX	XXX	XXX	XXX	

SCHEDULE P - PART 4B - PRIVATE PASSENGER AUTO LIABILITY/MEDICAL

1. Prior.....	44	71	13	12	3					
2. 2004.....	26	92	82	33	11	3				
3. 2005.....	XXX	93	26	73	15	4	1			
4. 2006.....	XXX	XXX	40	103	62	3	4	1		
5. 2007.....	XXX	XXX	XXX	12	5	2				
6. 2008.....	XXX	XXX	XXX	XXX	122	55	11	4	2	1
7. 2009.....	XXX	XXX	XXX	XXX	XXX	461	108	69	19	6
8. 2010.....	XXX	XXX	XXX	XXX	XXX	XXX				
9. 2011.....	XXX	XXX	XXX	XXX	XXX	XXX	XXX			
10. 2012.....	XXX	XXX	XXX	XXX	XXX	XXX	XXX	XXX		
11. 2013.....	XXX	XXX	XXX	XXX	XXX	XXX	XXX	XXX	XXX	

SCHEDULE P - PART 4C - COMMERCIAL AUTO/TRUCK LIABILITY/MEDICAL

1. Prior.....										
2. 2004.....										
3. 2005.....	XXX									
4. 2006.....	XXX	XXX								
5. 2007.....	XXX	XXX	XXX							
6. 2008.....	XXX	XXX	XX	XX						
7. 2009.....	XXX	XXX	XX	XX	XX					
8. 2010.....	XXX	XXX	XX	XX	XX	XX				
9. 2011.....	XXX	XXX	XX	XXX	XX	XX	XXX			
10. 2012.....	XXX	XXX	XXX	XXX	XXX	XXX	XXX	XXX		
11. 2013.....	XXX	XXX	XXX	XXX	XXX	XXX	XXX	XXX	XXX	

SCHEDULE P - PART 4D - WORKERS' COMPENSATION
(EXCLUDING EXCESS WORKERS' COMPENSATION)

1. Prior.....										
2. 2004.....										
3. 2005.....	XXX									
4. 2006.....	XXX	XXX								
5. 2007.....	XXX	XXX	XXX							
6. 2008.....	XXX	XXX	XX	XX						
7. 2009.....	XXX	XXX	XX	XX	XX					
8. 2010.....	XXX	XXX	XX	XX	XX	XX				
9. 2011.....	XXX	XXX	XX	XXX	XX	XX	XXX			
10. 2012.....	XXX	XXX	XXX	XXX	XXX	XXX	XXX	XXX		
11. 2013.....	XXX	XXX	XXX	XXX	XXX	XXX	XXX	XXX	XXX	

SCHEDULE P - PART 4E - COMMERCIAL MULTIPLE PERIL

1. Prior.....										
2. 2004.....										
3. 2005.....	XXX									
4. 2006.....	XXX	XXX								
5. 2007.....	XXX	XXX	XXX							
6. 2008.....	XXX	XXX	XX	XX						
7. 2009.....	XXX	XXX	XX	XX	XX					
8. 2010.....	XXX	XXX	XX	XX	XX	XX				
9. 2011.....	XXX	XXX	XX	XXX	XX	XX	XXX			
10. 2012.....	XXX	XXX	XXX	XXX	XXX	XXX	XXX	XXX		
11. 2013.....	XXX	XXX	XXX	XXX	XXX	XXX	XXX	XXX	XXX	

Schedule P - Part 4F - Section 1 - Medical Professional Liability - Occurrence

N O N E

Schedule P - Part 4F - Section 2 - Medical Professional Liability - Claims-Made

N O N E

Schedule P - Part 4G - Special Liability

N O N E

Schedule P - Part 4H - Section 1 - Other Liability - Occurrence

N O N E

Schedule P - Part 4H - Section 2 - Other Liability - Claims-Made

N O N E

ANNUAL STATEMENT FOR THE YEAR 2013 OF THE Bristol West Casualty Insurance Company

SCHEDULE P - PART 4I - SPECIAL PROPERTY (FIRE, ALLIED LINES, INLAND MARINE, EARTHQUAKE, BURGLARY, AND THEFT)

Years in Which Losses Were Incurred	BULK AND IBNR RESERVES ON NET LOSSES AND DEFENSE AND COST CONTAINMENT EXPENSES REPORTED AT YEAR END (\$000 OMITTED)									
	1	2	3	4	5	6	7	8	9	10
	2004	2005	2006	2007	2008	2009	2010	2011	2012	2013
1. Prior	XXX	XXX	XXX	XXX	XXX	XXX	XXX			
2. 2012	XXX	XXX	XXX	XXX	XXX	XXX	XXX	XXX		
3. 2013	XXX	XXX	XXX	XXX	XXX	XXX	XXX	XXX	XXX	

SCHEDULE P - PART 4J - AUTO PHYSICAL DAMAGE

1. Prior	XXX	XXX	XXX	XXX	XXX	XXX	XXX	(2)	(1)	(1)
2. 2012	XXX	XXX	XXX	XXX	XXX	XXX	XXX	XXX		
3. 2013	XXX	XXX	XXX	XXX	XXX	XXX	XXX	XXX	XXX	

SCHEDULE P - PART 4K - FIDELITY/SURETY

1. Prior	XXX	XXX	XXX	XXX	XXX	XXX	XXX			
2. 2012	XXX	XXX	XXX	XXX	XXX	XXX	XXX	XXX		
3. 2013	XXX	XXX	XXX	XXX	XXX	XXX	XXX	XXX	XXX	

SCHEDULE P - PART 4L - OTHER (INCLUDING CREDIT, ACCIDENT AND HEALTH)

1. Prior	XXX	XXX	XXX	XXX	XXX	XXX	XXX			
2. 2012	XXX	XXX	XXX	XXX	XXX	XXX	XXX	XXX		
3. 2013	XXX	XXX	XXX	XXX	XXX	XXX	XXX	XXX	XXX	

SCHEDULE P - PART 4M - INTERNATIONAL

1. Prior										
2. 2004										
3. 2005	XXX									
4. 2006	XXX	XXX								
5. 2007	XXX	XXX	XXX							
6. 2008	XXX	XXX	XXX	XXX						
7. 2009	XXX	XXX	XXX	XXX	XXX					
8. 2010	XXX	XXX	XXX	XXX	XXX	XXX				
9. 2011	XXX	XXX	XXX	XXX	XXX	XXX	XXX			
10. 2012	XXX	XXX	XXX	XXX	XXX	XXX	XXX	XXX		
11. 2013	XXX	XXX	XXX	XXX	XXX	XXX	XXX	XXX	XXX	

Schedule P - Part 4N - Reinsurance - Nonproportional Assumed Property
N O N E

Schedule P - Part 4O - Reinsurance - Nonproportional Assumed Liability
N O N E

Schedule P - Part 4P - Reinsurance - Nonproportional Assumed Financial Lines
N O N E

Schedule P - Part 4R - Section 1 - Products Liability - Occurrence
N O N E

Schedule P - Part 4R - Section 2 - Products Liability - Claims-Made
N O N E

Schedule P - Part 4S - Financial Guaranty/Mortgage Guaranty
N O N E

Schedule P - Part 4T - Warranty
N O N E

Schedule P - Part 5A - Homeowners/Farmowners - Section 1
N O N E

Schedule P - Part 5A - Homeowners/Farmowners - Section 2
N O N E

Schedule P - Part 5A - Homeowners/Farmowners - Section 3
N O N E

ANNUAL STATEMENT FOR THE YEAR 2013 OF THE Bristol West Casualty Insurance Company

SCHEDULE P - PART 5B - PRIVATE PASSENGER AUTO LIABILITY/MEDICAL

SECTION 1

Years in Which Premiums Were Earned and Losses Were Incurred	CUMULATIVE NUMBER OF CLAIMS CLOSED WITH LOSS PAYMENT DIRECT AND ASSUMED AT YEAR END									
	1	2	3	4	5	6	7	8	9	10
	2004	2005	2006	2007	2008	2009	2010	2011	2012	2013
1. Prior.....	79	9	9	8	1		1		(1)	2
2. 2004.....	390	436	463	476	478	482	482	482	479	482
3. 2005.....	XXX	307	357	386	393	393	394	394	394	395
4. 2006.....	XXX	XXX	167	239	257	267	271	272	271	272
5. 2007.....	XXX	XXX	XXX	118	173	183	188	190	191	191
6. 2008.....	XXX	XXX	XXX	XXX	578	953	1,029	1,050	1,057	1,062
7. 2009.....	XXX	XXX	XXX	XXX	XXX	1,331	1,943	2,122	2,165	2,189
8. 2010.....	XXX	XXX	XXX	XXX	XXX	XXX	1,564	2,724	2,932	3,062
9. 2011.....	XXX	XXX	XXX	XXX	XXX	XXX	XXX	1,599	2,343	2,530
10. 2012.....	XXX	XXX	XXX	XXX	XXX	XXX	XXX	XXX	1,221	1,790
11. 2013.....	XXX	XXX	XXX	XXX	XXX	XXX	XXX	XXX	XXX	1,025

SECTION 2

Years in Which Premiums Were Earned and Losses Were Incurred	NUMBER OF CLAIMS OUTSTANDING DIRECT AND ASSUMED AT YEAR END									
	1	2	3	4	5	6	7	8	9	10
	2004	2005	2006	2007	2008	2009	2010	2011	2012	2013
1. Prior.....	21	24	14	5	4	3	2	2	3	1
2. 2004.....	45	49	23	8	6	2	2	2	5	2
3. 2005.....	XXX	48	43	11	3	4	2	2	2	
4. 2006.....	XXX	XXX	112	34	17	6	1		1	
5. 2007.....	XXX	XXX	XXX	76	21	9	2	1		
6. 2008.....	XXX	XXX	XXX	XXX	487	106	34	16	6	2
7. 2009.....	XXX	XXX	XXX	XXX	XXX	751	272	95	50	30
8. 2010.....	XXX	XXX	XXX	XXX	XXX	XXX	1,463	483	277	135
9. 2011.....	XXX	XXX	XXX	XXX	XXX	XXX	XXX	1,045	424	225
10. 2012.....	XXX	XXX	XXX	XXX	XXX	XXX	XXX	XXX	776	213
11. 2013.....	XXX	XXX	XXX	XXX	XXX	XXX	XXX	XXX	XXX	421

SECTION 3

Years in Which Premiums Were Earned and Losses Were Incurred	CUMULATIVE NUMBER OF CLAIMS REPORTED DIRECT AND ASSUMED AT YEAR END									
	1	2	3	4	5	6	7	8	9	10
	2004	2005	2006	2007	2008	2009	2010	2011	2012	2013
1. Prior.....	54	30	24	14	5	4	3	2	2	3
2. 2004.....	641	668	669	669	669	669	669	669	669	669
3. 2005.....	XXX	553	566	567	568	568	568	568	568	568
4. 2006.....	XXX	XXX	353	369	375	375	375	375	375	375
5. 2007.....	XXX	XXX	XXX	253	271	272	272	272	272	272
6. 2008.....	XXX	XXX	XXX	XXX	1,414	1,522	1,529	1,532	1,532	1,533
7. 2009.....	XXX	XXX	XXX	XXX	XXX	2,837	3,112	3,126	3,128	3,134
8. 2010.....	XXX	XXX	XXX	XXX	XXX	XXX	3,795	4,123	4,139	4,145
9. 2011.....	XXX	XXX	XXX	XXX	XXX	XXX	XXX	3,349	3,579	3,594
10. 2012.....	XXX	XXX	XXX	XXX	XXX	XXX	XXX	XXX	2,543	2,666
11. 2013.....	XXX	XXX	XXX	XXX	XXX	XXX	XXX	XXX	XXX	1,930

Schedule P - Part 5C - Commercial Auto/Truck Liability/Medical - Section 1

NONE

Schedule P - Part 5C - Commercial Auto/Truck Liability/Medical - Section 2

NONE

Schedule P - Part 5C - Commercial Auto/Truck Liability/Medical - Section 3

NONE

Schedule P-Part 5D-Workers' Compensation (Excluding Excess Workers' Compensation)-Section 1

NONE

Schedule P-Part 5D-Workers' Compensation (Excluding Excess Workers' Compensation)-Section 2

NONE

Schedule P-Part 5D-Workers' Compensation (Excluding Excess Workers' Compensation)-Section 3

NONE

Schedule P - Part 5E - Commercial Multiple Peril - Section 1

NONE

Schedule P - Part 5E - Commercial Multiple Peril - Section 2

NONE

Schedule P - Part 5E - Commercial Multiple Peril - Section 3

NONE

Schedule P - Part 5F - Medical Professional Liability - Occurrence - Section 1A

NONE

Schedule P - Part 5F - Medical Professional Liability - Occurrence - Section 2A

NONE

Schedule P - Part 5F - Medical Professional Liability - Occurrence - Section 3A

NONE

Schedule P - Part 5F - Medical Professional Liability - Claims-Made - Section 1B

NONE

Schedule P - Part 5F - Medical Professional Liability - Claims-Made - Section 2B

NONE

Schedule P - Part 5F - Medical Professional Liability - Claims-Made - Section 3B

NONE

Schedule P - Part 5H - Other Liability - Occurrence - Section 1A

NONE

Schedule P - Part 5H - Other Liability - Occurrence - Section 2A

NONE

Schedule P - Part 5H - Other Liability - Occurrence - Section 3A

NONE

Schedule P - Part 5H - Other Liability - Claims-Made - Section 1B

NONE

Schedule P - Part 5H - Other Liability - Claims-Made - Section 2B

NONE

Schedule P - Part 5H - Other Liability - Claims-Made - Section 3B

NONE

Schedule P - Part 5R - Products Liability - Occurrence - Section 1A

NONE

Schedule P - Part 5R - Products Liability - Occurrence - Section 2A

NONE

Schedule P - Part 5R - Products Liability - Occurrence - Section 3A

NONE

Schedule P - Part 5R - Products Liability - Claims-Made - Section 1B

NONE

Schedule P - Part 5R - Products Liability - Claims-Made - Section 2B

NONE

Schedule P - Part 5R - Products Liability - Claims-Made - Section 3B

NONE

Schedule P - Part 5T - Warranty - Section 1

NONE

Schedule P - Part 5T - Warranty - Section 2
N O N E

Schedule P - Part 5T - Warranty - Section 3
N O N E

Schedule P - Part 6C - Commercial Auto/Truck Liability/Medical - Section 1
N O N E

Schedule P - Part 6C - Commercial Auto/Truck Liability/Medical - Section 2
N O N E

Schedule P-Part 6D-Workers' Compensation (Excluding Excess Workers' Compensation)-Section 1
N O N E

Schedule P-Part 6D-Workers' Compensation (Excluding Excess Workers' Compensation)-Section 2
N O N E

Schedule P - Part 6E - Commercial Multiple Peril - Section 1
N O N E

Schedule P - Part 6E - Commercial Multiple Peril - Section 2
N O N E

Schedule P - Part 6H - Other Liability - Occurrence - Section 1A
N O N E

Schedule P - Part 6H - Other Liability - Occurrence - Section 2A
N O N E

Schedule P - Part 6H - Other Liability - Claims-Made - Section 1B
N O N E

Schedule P - Part 6H - Other Liability - Claims-Made - Section 2B
N O N E

Schedule P - Part 6M - International - Section 1
N O N E

Schedule P - Part 6M - International - Section 2
N O N E

Schedule P - Part 6N- Reinsurance A - Nonproportional Assumed Property - Section 1
N O N E

Schedule P - Part 6N- Reinsurance A - Nonproportional Assumed Property - Section 2
N O N E

Schedule P - Part 6O - Reinsurance B - Nonproportional Liability - Section 1
N O N E

Schedule P - Part 6O - Reinsurance B - Nonproportional Assumed Liability - Section 2
N O N E

Schedule P - Part 6R - Products Liability - Occurrence - Section 1A
N O N E

Schedule P - Part 6R - Products Liability - Occurrence - Section 2A
N O N E

Schedule P - Part 6R - Products Liability - Claims-Made - Section 1B
N O N E

Schedule P - Part 6R - Products Liability - Claims-Made - Section 2B
N O N E

Schedule P - Part 7A - Section 1 - Primary Loss Sensitive Contracts
N O N E

Schedule P - Part 7A - Section 2 - Primary Loss Sensitive Contracts
N O N E

Schedule P - Part 7A - Section 3 - Primary Loss Sensitive Contracts
N O N E

Schedule P - Part 7A - Section 4 - Primary Loss Sensitive Contracts
N O N E

Schedule P - Part 7A - Section 5 - Primary Loss Sensitive Contracts
N O N E

Schedule P - Part 7B - Section 1 - Reinsurance Loss Sensitive Contracts
N O N E

Schedule P - Part 7B - Section 2 - Reinsurance Loss Sensitive Contracts
N O N E

Schedule P - Part 7B - Section 3 - Reinsurance Loss Sensitive Contracts
N O N E

Schedule P - Part 7B - Section 4 - Reinsurance Loss Sensitive Contracts
N O N E

Schedule P - Part 7B - Section 5 - Reinsurance Loss Sensitive Contracts
N O N E

Schedule P - Part 7B - Section 6 - Reinsurance Loss Sensitive Contracts
N O N E

Schedule P - Part 7B - Section 7 - Reinsurance Loss Sensitive Contracts
N O N E

SCHEDULE P INTERROGATORIES

1. The following questions relate to yet-to-be-issued Extended Reporting Endorsements (EREs) arising from Death, Disability, or Retirement (DDR) provisions in Medical Professional Liability Claims Made insurance policies. EREs provided for reasons other than DDR are not to be included.
- 1.1 Does the company issue Medical Professional Liability Claims Made insurance policies that provide tail (also known as an extended reporting endorsement, or “ERE”) benefits in the event of Death, Disability, or Retirement (DDR) at a reduced charge or at no additional cost? Yes [] No [☒]
If the answer to question 1.1 is “no”, leave the following questions blank. If the answer to question 1.1 is “yes”, please answer the following questions:
- 1.2 What is the total amount of the reserve for that provision (DDR Reserve), as reported, explicitly or not, elsewhere in this statement (in dollars)?\$
- 1.3 Does the company report any DDR reserve as Unearned Premium Reserve per SSAP #65? Yes [] No []
- 1.4 Does the company report any DDR reserve as loss or loss adjustment expense reserve? Yes [] No []
- 1.5 If the company reports DDR reserve as Unearned Premium Reserve, does that amount match the figure on the Underwriting and Investment Exhibit, Part 1A – Recapitulation of all Premiums (Page 7) Column 2, Lines 11.1 plus 11.2? Yes [] No [] N/A [☒]
- 1.6 If the company reports DDR reserve as loss or loss adjustment expense reserve, please complete the following table corresponding to where these reserves are reported in Schedule P:

Years in Which Premiums Were Earned and Losses Were Incurred		DDR Reserve Included in Schedule P, Part 1F, Medical Professional Liability Column 24: Total Net Losses and Expenses Unpaid	
		1 Section 1: Occurrence	2 Section 2: Claims-Made
1.601	Prior		
1.602	2004		
1.603	2005		
1.604	2006		
1.605	2007		
1.606	2008		
1.607	2009		
1.608	2010		
1.609	2011		
1.610	2012		
1.611	2013		
1.612	Totals		

2. The definition of allocated loss adjustment expenses (ALAE) and, therefore, unallocated loss adjustment expenses (ULAE) was changed effective January 1, 1998. This change in definition applies to both paid and unpaid expenses. Are these expenses (now reported as “ Defense and Cost Containment” and “Adjusting and Other”) reported in compliance with these definitions in this statement? Yes [☒] No []
3. The Adjusting and Other expense payments and reserves should be allocated to the years in which the losses were incurred based on the number of claims reported, closed and outstanding in those years. When allocating Adjusting and Other expense between companies in a group or a pool, the Adjusting and Other expense should be allocated in the same percentage used for the loss amounts and the claim counts. For reinsurers, Adjusting and Other expense assumed should be reported according to the reinsurance contract. For Adjusting and Other expense incurred by reinsurers, or in those situations where suitable claim count information is not available, Adjusting and Other expense should be allocated by a reasonable method determined by the company and described in Interrogatory 7, below. Are they so reported in this Statement? Yes [] No [☒]
4. Do any lines in Schedule P include reserves that are reported gross of any discount to present value of future payments, and that are reported net of such discounts on Page 10? Yes [] No [☒]

If yes, proper disclosure must be made in the Notes to Financial Statements, as specified in the Instructions. Also, the discounts must be reported in Schedule P - Part 1, Columns 32 and 33. Schedule P must be completed gross of non-tabular discounting. Work papers relating to discount calculations must be available for examination upon request.
Discounting is allowed only if expressly permitted by the state insurance department to which this Annual Statement is being filed.
5. What were the net premiums in force at the end of the year for:
(in thousands of dollars)

5.1 Fidelity
5.2 Surety
6. Claim count information is reported per claim or per claimant (Indicate which).per claim.....
If not the same in all years, explain in Interrogatory 7.
- 7.1 The information provided in Schedule P will be used by many persons to estimate the adequacy of the current loss and expense reserves, among other things. Are there any especially significant events, coverage, retention or accounting changes that have occurred that must be considered when making such analyses? Yes [] No [☒]
- 7.2 (An extended statement may be attached.)
.....

SCHEDULE T - PART 2
INTERSTATE COMPACT - EXHIBIT OF PREMIUMS WRITTEN

Allocated by States and Territories

States, Etc.		Direct Business Only				
		1	2	3	4	6
		Life (Group and Individual)	Annuities (Group and Individual)	Disability Income (Group and Individual)	Long-Term Care (Group and Individual)	Totals
1.	Alabama	AL				
2.	Alaska	AK				
3.	Arizona	AZ				
4.	Arkansas	AR				
5.	California	CA				
6.	Colorado	CO				
7.	Connecticut	CT				
8.	Delaware	DE				
9.	District of Columbia	DC				
10.	Florida	FL				
11.	Georgia	GA				
12.	Hawaii	HI				
13.	Idaho	ID				
14.	Illinois	IL				
15.	Indiana	IN				
16.	Iowa	IA				
17.	Kansas	KS				
18.	Kentucky	KY				
19.	Louisiana	LA				
20.	Maine	ME				
21.	Maryland	MD				
22.	Massachusetts	MA				
23.	Michigan	MI				
24.	Minnesota	MN				
25.	Mississippi	MS				
26.	Missouri	MO				
27.	Montana	MT				
28.	Nebraska	NE				
29.	Nevada	NV				
30.	New Hampshire	NH				
31.	New Jersey	NJ				
32.	New Mexico	NM				
33.	New York	NY				
34.	North Carolina	NC				
35.	North Dakota	ND				
36.	Ohio	OH				
37.	Oklahoma	OK				
38.	Oregon	OR				
39.	Pennsylvania	PA				
40.	Rhode Island	RI				
41.	South Carolina	SC				
42.	South Dakota	SD				
43.	Tennessee	TN				
44.	Texas	TX				
45.	Utah	UT				
46.	Vermont	VT				
47.	Virginia	VA				
48.	Washington	WA				
49.	West Virginia	WV				
50.	Wisconsin	WI				
51.	Wyoming	WY				
52.	American Samoa	AS				
53.	Guam	GU				
54.	Puerto Rico	PR				
55.	U.S. Virgin Islands	VI				
56.	Northern Mariana Islands	MP				
57.	Canada	CAN				
58.	Aggregate Other Alien	OT				
59.	Total					

NONE

ANNUAL STATEMENT FOR THE YEAR 2013 OF THE Bristol West Casualty Insurance Company

SCHEDULE Y

PART 1A - DETAIL OF INSURANCE HOLDING COMPANY SYSTEM

1	2	3	4	5	6	7	8	9	10	11	12	13	14	15
Group Code	Group Name	NAIC Company Code	Federal ID Number	Federal RSSD	CIK	Name of Securities Exchange if Publicly Traded (U.S. or International)	Names of Parent, Subsidiaries Or Affiliates	Domi-ciliary Location	Relation-ship to Reporting Entity	Directly Controlled by (Name of Entity/Person)	Type of Control (Ownership, Board, Management, Attorney-in-Fact, Influence, Other)	If Control is Ownership Provide Percentage	Ultimate Controlling Entity(ies)/Person(s)	*
		00000	95-4723863				20th Century Insurance Services, Inc.	NV	NIA	21st Century Insurance Group	Ownership	100.000	Farmers Insurance Exchange	
.0069	Farmers Insurance Group	25232	22-3398993				21st Century Advantage Insurance Company	IN	IA	21st Century North America Insurance Company	Ownership	100.000	Farmers Insurance Exchange	
.0069	Farmers Insurance Group	44245	13-3551577				21st Century Assurance Company	DE	IA	Farmers Insurance Exchange	Ownership	80.000	Farmers Insurance Exchange	
.0069	Farmers Insurance Group	44245	13-3551577				21st Century Assurance Company	DE	IA	Fire Insurance Exchange	Ownership	10.000	Farmers Insurance Exchange	
.0069	Farmers Insurance Group	44245	13-3551577				21st Century Assurance Company	DE	IA	Truck Insurance Exchange	Ownership	10.000	Farmers Insurance Exchange	
.0069	Farmers Insurance Group	10184	22-3337475				21st Century Auto Insurance Company of New Jersey	NJ	IA	21st Century Centennial Insurance Company	Ownership	100.000	Farmers Insurance Exchange	
.0069	Farmers Insurance Group	36404	95-4136306				21st Century Casualty Company	CA	IA	21st Century Insurance Group	Ownership	100.000	Farmers Insurance Exchange	
.0069	Farmers Insurance Group	34789	23-2044095				21st Century Centennial Insurance Company	PA	IA	Farmers Insurance Exchange	Ownership	80.000	Farmers Insurance Exchange	
.0069	Farmers Insurance Group	34789	23-2044095				21st Century Centennial Insurance Company	PA	IA	Fire Insurance Exchange	Ownership	10.000	Farmers Insurance Exchange	
.0069	Farmers Insurance Group	34789	23-2044095				21st Century Centennial Insurance Company	PA	IA	Truck Insurance Exchange	Ownership	10.000	Farmers Insurance Exchange	
.0069	Farmers Insurance Group	43974	13-1967524				21st Century Indemnity Insurance Company	PA	IA	21st Century Premier Insurance Company	Ownership	100.000	Farmers Insurance Exchange	
		00000	51-0283170				21st Century Insurance and Financial Services, Inc.	DE	NIA	Farmers Insurance Exchange	Ownership	80.000	Farmers Insurance Exchange	
		00000	51-0283170				21st Century Insurance and Financial Services, Inc.	DE	NIA	Fire Insurance Exchange	Ownership	10.000	Farmers Insurance Exchange	
		00000	51-0283170				21st Century Insurance and Financial Services, Inc.	DE	NIA	Truck Insurance Exchange	Ownership	10.000	Farmers Insurance Exchange	
.0069	Farmers Insurance Group	12963	95-2565072				21st Century Insurance Company	CA	IA	21st Century Insurance Group	Ownership	100.000	Farmers Insurance Exchange	
.0069	Farmers Insurance Group	10245	86-0812982				21st Century Insurance Company of the Southwest	TX	IA	21st Century Insurance Group	Ownership	100.000	Farmers Insurance Exchange	
		00000	95-1935264				21st Century Insurance Group	DE	NIA	Farmers Insurance Exchange	Ownership	80.000	Farmers Insurance Exchange	
		00000	95-1935264				21st Century Insurance Group	DE	NIA	Fire Insurance Exchange	Ownership	10.000	Farmers Insurance Exchange	
		00000	95-1935264				21st Century Insurance Group	DE	NIA	Truck Insurance Exchange	Ownership	10.000	Farmers Insurance Exchange	
.0069	Farmers Insurance Group	36587	13-3801089				21st Century National Insurance Company	NY	IA	21st Century Security Insurance Company	Ownership	100.000	Farmers Insurance Exchange	
.0069	Farmers Insurance Group	32220	13-3333609				21st Century North America Insurance Company	NY	IA	Farmers Insurance Exchange	Ownership	80.000	Farmers Insurance Exchange	
.0069	Farmers Insurance Group	32220	13-3333609				21st Century North America Insurance Company	NY	IA	Fire Insurance Exchange	Ownership	10.000	Farmers Insurance Exchange	
.0069	Farmers Insurance Group	32220	13-3333609				21st Century North America Insurance Company	NY	IA	Truck Insurance Exchange	Ownership	10.000	Farmers Insurance Exchange	
.0069	Farmers Insurance Group	23795	02-0226203				21st Century Pacific Insurance Company	CO	IA	Farmers Insurance Exchange	Ownership	80.000	Farmers Insurance Exchange	
.0069	Farmers Insurance Group	23795	02-0226203				21st Century Pacific Insurance Company	CO	IA	Fire Insurance Exchange	Ownership	10.000	Farmers Insurance Exchange	
.0069	Farmers Insurance Group	23795	02-0226203				21st Century Pacific Insurance Company	CO	IA	Truck Insurance Exchange	Ownership	10.000	Farmers Insurance Exchange	
.0069	Farmers Insurance Group	10710	13-3922232				21st Century Pinnacle Insurance Company	NJ	IA	21st Century North America Insurance Company	Ownership	100.000	Farmers Insurance Exchange	
.0069	Farmers Insurance Group	22225	95-2743473				21st Century Preferred Insurance Company	PA	IA	21st Century Centennial Insurance Company	Ownership	100.000	Farmers Insurance Exchange	
.0069	Farmers Insurance Group	20796	22-1721971				21st Century Premier Insurance Company	PA	IA	21st Century Centennial Insurance Company	Ownership	100.000	Farmers Insurance Exchange	
.0069	Farmers Insurance Group	23833	02-0227294				21st Century Security Insurance Company	PA	IA	Farmers Insurance Exchange	Ownership	80.000	Farmers Insurance Exchange	
.0069	Farmers Insurance Group	23833	02-0227294				21st Century Security Insurance Company	PA	IA	Fire Insurance Exchange	Ownership	10.000	Farmers Insurance Exchange	
.0069	Farmers Insurance Group	23833	02-0227294				21st Century Security Insurance Company	PA	IA	Truck Insurance Exchange	Ownership	10.000	Farmers Insurance Exchange	
.0069	Farmers Insurance Group	43761	95-4232263				21st Century Superior Insurance Company	CA	IA	21st Century North America Insurance Company	Ownership	100.000	Farmers Insurance Exchange	
.0069	Farmers Insurance Group	00000	99-0215429				50th State Risk Management Services, Inc.	HI	NIA	Hawaii Insurance Consultants, Ltd.	Ownership	100.000	Farmers Insurance Exchange	
		10805	13-3953213				American Pacific Insurance Company, Inc.	HI	IA	Farmers Insurance Hawaii, Inc.	Ownership	100.000	Farmers Insurance Exchange	
		00000	59-2029544				Apex Adjustment Bureau, Inc.	FL	NIA	Bristol West Holdings, Inc.	Ownership	100.000	Farmers Insurance Exchange	
		00000	65-0221990				Bayview Adjustment Bureau, Inc.	CA	NIA	Bristol West Holdings, Inc.	Ownership	100.000	Farmers Insurance Exchange	
.0069	Farmers Insurance Group	11034	34-1893500				Bristol West Casualty Insurance Company	OH	RE	Coast National Insurance Company	Ownership	100.000	Farmers Insurance Exchange	

SCHEDULE Y
PART 1A - DETAIL OF INSURANCE HOLDING COMPANY SYSTEM

1	2	3	4	5	6	7	8	9	10	11	12	13	14	15
Group Code	Group Name	NAIC Company Code	Federal ID Number	Federal RSSD	CIK	Name of Securities Exchange if Publicly Traded (U.S. or International)	Names of Parent, Subsidiaries Or Affiliates	Domiciliary Location	Relationship to Reporting Entity	Directly Controlled by (Name of Entity/Person)	Type of Control (Ownership, Board, Management, Attorney-in-Fact, Influence, Other)	If Control is Ownership Provide Percentage	Ultimate Controlling Entity(ies)/Person(s)	*
		00000	13-3994449				Bristol West Holdings, Inc.	DE	UIP	Farmers Insurance Exchange	Ownership	42.000	Farmers Insurance Exchange	
		00000	13-3994449				Bristol West Holdings, Inc.	DE	UIP	Fire Insurance Exchange	Ownership	3.750	Farmers Insurance Exchange	
		00000	13-3994449				Bristol West Holdings, Inc.	DE	UIP	Truck Insurance Exchange	Ownership	6.750	Farmers Insurance Exchange	
		00000	13-3994449				Bristol West Holdings, Inc.	DE	UIP	Mid-Century Insurance Company	Ownership	47.500	Farmers Insurance Exchange	
0069	Farmers Insurance Group	19658	38-1865162				Bristol West Insurance Company	OH	IA	Coast National Insurance Company	Ownership	100.000	Farmers Insurance Exchange	
		00000	65-0880876				Bristol West Insurance Services of California, Inc.	CA	NIA	Bristol West Holdings, Inc.	Ownership	100.000	Farmers Insurance Exchange	
		00000	65-0935354				Bristol West Insurance Services of Pennsylvania, Inc.	PA	NIA	Bristol West Holdings, Inc.	Ownership	100.000	Farmers Insurance Exchange	
		00000	75-2791620				Bristol West Insurance Services of Texas, Inc.	TX	NIA	Bristol West Holdings, Inc.	Ownership	100.000	Farmers Insurance Exchange	
		00000	65-0616769				Bristol West Insurance Services, Inc. of Florida	FL	NIA	Bristol West Holdings, Inc.	Ownership	100.000	Farmers Insurance Exchange	
0069	Farmers Insurance Group	12774	86-1174452				Bristol West Preferred Insurance Company	MI	IA	Bristol West Holdings, Inc.	Ownership	100.000	Farmers Insurance Exchange	
		00000	65-0919338				BWIS of Nevada, Inc.	NV	NIA	Bristol West Holdings, Inc.	Ownership	100.000	Farmers Insurance Exchange	
0069	Farmers Insurance Group	10315	95-4528269				Civic Property and Casualty Company	CA	IA	Fire Insurance Exchange	Ownership	80.000	Fire Insurance Exchange	
0069	Farmers Insurance Group	10315	95-4528269				Civic Property and Casualty Company	CA	IA	Truck Insurance Exchange	Ownership	20.000	Fire Insurance Exchange	
		00000	76-0543593				Coast National General Agency, Inc.	TX	NIA	Bristol West Holdings, Inc.	Ownership	100.000	Farmers Insurance Exchange	
0069	Farmers Insurance Group	00000	33-0246699				Coast National Holding Company	CA	UIP	Bristol West Holdings, Inc.	Ownership	100.000	Farmers Insurance Exchange	
0069	Farmers Insurance Group	25089	33-0246701				Coast National Insurance Company	CA	UDP	Coast National Holding Company	Ownership	100.000	Farmers Insurance Exchange	
0069	Farmers Insurance Group	10318	95-4528266				Exact Property and Casualty Company	CA	IA	Fire Insurance Exchange	Ownership	80.000	Fire Insurance Exchange	
0069	Farmers Insurance Group	10318	95-4528266				Exact Property and Casualty Company	CA	IA	Truck Insurance Exchange	Ownership	20.000	Fire Insurance Exchange	
		00000	77-0530616				Farmers Financial Solutions, LLC	NV	NIA	FFS Holding, LLC	Ownership	100.000	Farmers Insurance Exchange	
0069	Farmers Insurance Group	21598	95-2626387				Farmers Insurance Company of Arizona	AZ	IA	Farmers Insurance Exchange	Ownership	70.000	Farmers Insurance Exchange	
0069	Farmers Insurance Group	21598	95-2626387				Farmers Insurance Company of Arizona	AZ	IA	Truck Insurance Exchange	Ownership	20.000	Farmers Insurance Exchange	
0069	Farmers Insurance Group	21598	95-2626387				Farmers Insurance Company of Arizona	AZ	IA	Fire Insurance Exchange	Ownership	10.000	Farmers Insurance Exchange	
0069	Farmers Insurance Group	21601	95-2626385				Farmers Insurance Company of Idaho	ID	IA	Farmers Insurance Exchange	Ownership	80.053	Farmers Insurance Exchange	
0069	Farmers Insurance Group	21601	95-2626385				Farmers Insurance Company of Idaho	ID	IA	Fire Insurance Exchange	Ownership	6.649	Farmers Insurance Exchange	
0069	Farmers Insurance Group	21601	95-2626385				Farmers Insurance Company of Idaho	ID	IA	Truck Insurance Exchange	Ownership	13.298	Farmers Insurance Exchange	
0069	Farmers Insurance Group	21636	95-2655893				Farmers Insurance Company of Oregon	OR	IA	Farmers Insurance Exchange	Ownership	80.000	Farmers Insurance Exchange	
0069	Farmers Insurance Group	21636	95-2655893				Farmers Insurance Company of Oregon	OR	IA	Truck Insurance Exchange	Ownership	20.000	Farmers Insurance Exchange	
0069	Farmers Insurance Group	21644	95-2655894				Farmers Insurance Company of Washington	WA	IA	Fire Insurance Exchange	Ownership	80.000	Fire Insurance Exchange	
0069	Farmers Insurance Group	21644	95-2655894				Farmers Insurance Company of Washington	WA	IA	Truck Insurance Exchange	Ownership	20.000	Fire Insurance Exchange	
0069	Farmers Insurance Group	21628	48-0609012				Farmers Insurance Company, Inc.	KS	IA	Farmers Insurance Exchange	Ownership	90.000	Farmers Insurance Exchange	
0069	Farmers Insurance Group	21628	48-0609012				Farmers Insurance Company, Inc.	KS	IA	Fire Insurance Exchange	Ownership	10.000	Farmers Insurance Exchange	
0069	Farmers Insurance Group	21652	95-2575893				Farmers Insurance Exchange	CA	UIP	See Note 1	Other			
0069	Farmers Insurance Group	28487	22-2640040				Farmers Insurance Hawaii, Inc.	HI	IA	Farmers Insurance Exchange	Ownership	80.000	Farmers Insurance Exchange	
0069	Farmers Insurance Group	28487	22-2640040				Farmers Insurance Hawaii, Inc.	HI	IA	Fire Insurance Exchange	Ownership	10.000	Farmers Insurance Exchange	
0069	Farmers Insurance Group	28487	22-2640040				Farmers Insurance Hawaii, Inc.	HI	IA	Truck Insurance Exchange	Ownership	10.000	Farmers Insurance Exchange	
0069	Farmers Insurance Group	36889	31-0956373				Farmers Insurance of Columbus, Inc.	OH	IA	Farmers Insurance Exchange	Ownership	100.000	Farmers Insurance Exchange	
0069	Farmers Insurance Group	10806	36-4165395				Farmers New Century Insurance Company	IL	IA	Illinois Farmers Insurance Company	Ownership	100.000	Farmers Insurance Exchange	
		00000	95-6048990				Farmers Services Insurance Agency	CA	NIA	Truck Insurance Exchange	Ownership	100.000	Truck Insurance Exchange	
0069	Farmers Insurance Group	43699	59-2326047				Farmers Specialty Insurance Company	MI	IA	Foremost Insurance Company Grand Rapids, Michigan	Ownership	100.000	Farmers Insurance Exchange	
0069	Farmers Insurance Group	24392	74-1067657				Farmers Texas County Mutual Insurance Company	TX	IA	See Note 3	Management		Farmers Insurance Exchange	
		00000	27-0342907				FCOA, LLC	DE	NIA	Foremost Insurance Company Grand Rapids, Michigan	Ownership	100.000	Farmers Insurance Exchange	
		00000	77-0530617				FFS Holding, LLC	NV	NIA	Mid-Century Insurance Company	Ownership	100.000	Farmers Insurance Exchange	
0069	Farmers Insurance Group	21660	95-6235715				Fire Insurance Exchange	CA	IA	See Note 4	Other			
0069	Farmers Insurance Group	29254	38-1721730				Foremost County Mutual Insurance Company	TX	IA	See Note 5	Management		Farmers Insurance Exchange	

ANNUAL STATEMENT FOR THE YEAR 2013 OF THE Bristol West Casualty Insurance Company

SCHEDULE Y

PART 1A - DETAIL OF INSURANCE HOLDING COMPANY SYSTEM

1	2	3	4	5	6	7	8	9	10	11	12	13	14	15
Group Code	Group Name	NAIC Company Code	Federal ID Number	Federal RSSD	CIK	Name of Securities Exchange if Publicly Traded (U.S. or International)	Names of Parent, Subsidiaries Or Affiliates	Domi-ciliary Loca-tion	Relation-ship to Reporting Entity	Directly Controlled by (Name of Entity/Person)	Type of Control (Ownership, Board, Management, Attorney-in-Fact, Influence, Other)	If Control is Ownership Provide Percent-age	Ultimate Controlling Entity(ies)/Person(s)	*
		00000	38-2505922				Foremost Express Insurance Agency, Inc.	MI	NIA	FCOA, LLC	Ownership	100.000	Farmers Insurance Exchange	
		00000	73-0462770				Foremost Financial Services Corporation	DE	NIA	FCOA, LLC	Ownership	100.000	Farmers Insurance Exchange	
0069	Farmers Insurance Group	11185	38-1407533				Foremost Insurance Company Grand Rapids, Michigan	MI	IA	Farmers Insurance Exchange	Ownership	80.000	Farmers Insurance Exchange	
0069	Farmers Insurance Group	11185	38-1407533				Foremost Insurance Company Grand Rapids, Michigan	MI	IA	Fire Insurance Exchange	Ownership	10.000	Farmers Insurance Exchange	
0069	Farmers Insurance Group	11185	38-1407533				Foremost Insurance Company Grand Rapids, Michigan	MI	IA	Truck Insurance Exchange	Ownership	10.000	Farmers Insurance Exchange	
0069	Farmers Insurance Group	41688	75-1779175				Foremost Lloyds of Texas	TX	IA	See Note 6	Management		Farmers Insurance Exchange	
0069	Farmers Insurance Group	11800	35-1604635				Foremost Property and Casualty Insurance Company	MI	IA	Foremost Insurance Company Grand Rapids, Michigan	Ownership	100.000	Farmers Insurance Exchange	
0069	Farmers Insurance Group	41513	38-2430150				Foremost Signature Insurance Company	MI	IA	Michigan	Ownership	100.000	Farmers Insurance Exchange	
		00000	65-1142050				GP, LLC	DE	NIA	Bristol West Holdings, Inc.	Ownership	100.000	Farmers Insurance Exchange	
		00000	99-0083322				Hawaii Insurance Consultants, Ltd.	HI	NIA	Farmers Insurance Exchange	Ownership	80.000	Farmers Insurance Exchange	
		00000	99-0083322				Hawaii Insurance Consultants, Ltd.	HI	NIA	Fire Insurance Exchange	Ownership	10.000	Farmers Insurance Exchange	
		00000	99-0083322				Hawaii Insurance Consultants, Ltd.	HI	NIA	Truck Insurance Exchange	Ownership	10.000	Farmers Insurance Exchange	
0069	Farmers Insurance Group	21679	36-2661515				Illinois Farmers Insurance Company	IL	IA	Farmers Insurance Exchange	Ownership	100.000	Farmers Insurance Exchange	
		00000	65-0881673				Insurance Data Systems, G.P.	FL	NIA	Bristol West Holdings, Inc.	Ownership	99.900	Farmers Insurance Exchange	
		00000	65-0881673				Insurance Data Systems, G.P.	FL	NIA	GP, LLC	Ownership	0.100	Farmers Insurance Exchange	
0069	Farmers Insurance Group	00000	38-2336672				Kraft Lake Insurance Agency, Inc.	MI	OTH	FCOA, LLC	Ownership	100.000	Farmers Insurance Exchange	
0069	Farmers Insurance Group	21687	95-6016640				Mid-Century Insurance Company	CA	IA	Farmers Insurance Exchange	Ownership	80.000	Farmers Insurance Exchange	
0069	Farmers Insurance Group	21687	95-6016640				Mid-Century Insurance Company	CA	IA	Fire Insurance Exchange	Ownership	12.500	Farmers Insurance Exchange	
0069	Farmers Insurance Group	21687	95-6016640				Mid-Century Insurance Company	CA	IA	Truck Insurance Exchange	Ownership	7.500	Farmers Insurance Exchange	
0069	Farmers Insurance Group	28673	74-2448744				Mid-Century Insurance Company of Texas	TX	IA	Farmers Insurance Exchange	Ownership	100.000	Farmers Insurance Exchange	
0069	Farmers Insurance Group	10317	95-4528264				Neighborhood Spirit Property and Casualty Company	CA	IA	Fire Insurance Exchange	Ownership	80.000	Fire Insurance Exchange	
0069	Farmers Insurance Group	10317	95-4528264				Neighborhood Spirit Property and Casualty Company	CA	IA	Truck Insurance Exchange	Ownership	20.000	Fire Insurance Exchange	
0069	Farmers Insurance Group	33120	65-0109120				Security National Insurance Company	FL	IA	Bristol West Holdings, Inc.	Ownership	75.000	Farmers Insurance Exchange	
0069	Farmers Insurance Group	33120	65-0109120				Security National Insurance Company	FL	IA	Insurance Data Systems, G.P.	Ownership	25.000	Farmers Insurance Exchange	
0069	Farmers Insurance Group	21695	94-1663548				Texas Farmers Insurance Company	TX	IA	Farmers Insurance Exchange	Ownership	86.280	Farmers Insurance Exchange	
0069	Farmers Insurance Group	21695	94-1663548				Texas Farmers Insurance Company	TX	IA	Mid Century Insurance Company	Ownership	13.720	Farmers Insurance Exchange	
0069	Farmers Insurance Group	21709	95-2575892				Truck Insurance Exchange	CA	IA	See Note 7	Other			
		00000	20-3821099				Veyond Pacific Technology Solutions, LLC	HI	NIA	Farmers Insurance Hawaii, Inc.	Ownership	99.920	Farmers Insurance Exchange	
										American Pacific Insurance Company, Inc.				
		00000	20-3821099				Veyond Pacific Technology Solutions, LLC	HI	NIA	Veyond Pacific Technology Solutions, LLC	Ownership	0.080	Farmers Insurance Exchange	
		00000	20-3821011				Veyond Pacific Technology, Inc.	HI	NIA		Ownership	100.000	Farmers Insurance Exchange	
		00000	04-3726591				Veyond Technology Solutions, LLC	HI	NIA	Farmers Insurance Hawaii, Inc.	Ownership	92.220	Farmers Insurance Exchange	
										American Pacific Insurance Company, Inc.				
		00000	04-3726591				Veyond Technology Solutions, LLC	HI	NIA		Ownership	7.780	Farmers Insurance Exchange	
		00000	04-3682284				Veyond Technology, Inc.	HI	NIA	Veyond Technology Solutions, LLC	Ownership	100.000	Farmers Insurance Exchange	
		00000	74-1593853				Western Star Insurance Services, Inc.	TX	NIA	FCOA, LLC	Ownership	100.000	Farmers Insurance Exchange	
	***The following are Zurich Insurance Group entities within NAIC Group Code 0212 and are not included in Farmers Insurance Group within NAIC Group Code 0069						***			***			***	

SCHEDULE Y
PART 1A - DETAIL OF INSURANCE HOLDING COMPANY SYSTEM

1	2	3	4	5	6	7	8	9	10	11	12	13	14	15
Group Code	Group Name	NAIC Company Code	Federal ID Number	Federal RSSD	CIK	Name of Securities Exchange if Publicly Traded (U.S. or International)	Names of Parent, Subsidiaries Or Affiliates	Domi-ciliary Loca-tion	Relation-ship to Reporting Entity	Directly Controlled by (Name of Entity/Person)	Type of Control (Ownership, Board, Management, Attorney-in-Fact, Influence, Other)	If Control is Ownership Provide Percentage	Ultimate Controlling Entity(ies)/Person(s)	*
		.00000					17-40 Direct Limited	.GBR	OTH	Endsleigh Insurance Services Limited	Ownership	.100.000	Zurich Insurance Group Ltd.	12
		.00000					2Plan Group Limited	.GBR	OTH	Openwork Independent Solutions Limited	Ownership	.100.000	Zurich Insurance Group Ltd.	12
		.00000					2Plan Limited	.GBR	OTH	Openwork Independent Solutions Limited	Ownership	.100.000	Zurich Insurance Group Ltd.	12
		.00000					2Plan Wealth Management Limited	.GBR	OTH	Openwork Independent Solutions Limited	Ownership	.100.000	Zurich Insurance Group Ltd.	12
		.00000					307-309 Atlantic Avenue Acquisition LLC	.DE	OTH	ZREC, LLC	Ownership	.100.000	Zurich Insurance Group Ltd.	12
		.00000	46-3762438				4622 Wilshire Blvd LLC	.CA	OTH	Farmers Group, Inc.	Ownership	.100.000	Zurich Insurance Group Ltd.	11
		.00000	46-3785528				4680 Wilshire Blvd LLC	.CA	OTH	Farmers Group, Inc.	Ownership	.100.000	Zurich Insurance Group Ltd.	11
		.00000	46-3851771				4700 Wilshire Blvd LLC	.CA	OTH	Farmers Group, Inc.	Ownership	.100.000	Zurich Insurance Group Ltd.	11
		.00000	46-3856319				4750 Wilshire Blvd LLC	.CA	OTH	Farmers Group, Inc.	Ownership	.100.000	Zurich Insurance Group Ltd.	11
		.00000					71M Holdings Limited	.GBR	OTH	Allied Zurich Holdings Limited	Ownership	.74.900	Zurich Insurance Group Ltd.	12
		.00000					Access Franchise Management Limited	.GBR	OTH	Zurich Assurance Ltd	Ownership	.100.000	Zurich Insurance Group Ltd.	12
										Zurich Financial Services Australia Limited	Ownership	.100.000	Zurich Insurance Group Ltd.	12
		.00000					ACN 000 141 051 Ltd.	.AUS	OTH		Ownership	.100.000	Zurich Insurance Group Ltd.	12
		.00000					Activita Care Management AG	.CHE	OTH	Zurich Versicherungs-Gesellschaft AG	Ownership	.30.000	Zurich Insurance Group Ltd.	12
										Zurich Beteiligungs-Aktiengesellschaft (Deutschland)	Ownership	.51.000	Zurich Insurance Group Ltd.	12
		.00000					ADAC Autoversicherung AG	.DEU	OTH		Ownership	.51.000	Zurich Insurance Group Ltd.	12
		.00000					Adjuvantz Inc.	.CAN	OTH	World Travel Protection Canada Inc.	Ownership	.100.000	Zurich Insurance Group Ltd.	12
		.00000					Afterland Limited	.GBR	OTH	Zurich Assurance Ltd	Ownership	.100.000	Zurich Insurance Group Ltd.	12
		.00000					AG Haus der Wirtschaft	.CHE	OTH	Zurich Versicherungs-Gesellschaft AG	Ownership	.8.163	Zurich Insurance Group Ltd.	12
							AIDE Asistencia Seguros y Reaseguros, S.A. - Sociedad Uniper	.ESP	OTH	Zurich Insurance plc, Sucursal en Espana	Ownership	.100.000	Zurich Insurance Group Ltd.	12
		.00000					Albert Road 1 UK Limited	.GBR	OTH	Zurich Assurance Ltd	Ownership	.100.000	Zurich Insurance Group Ltd.	12
		.00000					Albert Road 2 UK Limited	.GBR	OTH	Zurich Assurance Ltd	Ownership	.100.000	Zurich Insurance Group Ltd.	12
		.00000					Allied Dunbar Asset Management plc	.GBR	OTH	Allied Dunbar Assurance plc	Ownership	.99.999	Zurich Insurance Group Ltd.	12
		.00000					Allied Dunbar Asset Management plc	.GBR	OTH	Zurich Trustee Company (UK) Limited	Ownership	.0.001	Zurich Insurance Group Ltd.	12
										Zurich Financial Services (UKISA) Limited	Ownership	.100.000	Zurich Insurance Group Ltd.	12
		.00000					Allied Dunbar Assurance plc	.GBR	OTH		Ownership	.100.000	Zurich Insurance Group Ltd.	12
		.00000					Allied Dunbar Financial Services Limited	.GBR	OTH	Allied Dunbar Assurance plc	Ownership	.100.000	Zurich Insurance Group Ltd.	12
							Allied Dunbar Healthcare Marketing Limited							
		.00000						.GBR	OTH	Allied Dunbar Assurance plc	Ownership	.100.000	Zurich Insurance Group Ltd.	12
							Allied Dunbar International Fund Managers Limited	.GBR	OTH	Zurich Versicherungs-Gesellschaft AG	Ownership	.100.000	Zurich Insurance Group Ltd.	12
		.00000					Allied Dunbar International Nominees Limited	.GBR	OTH	Allied Dunbar International Fund Managers Limited	Ownership	.100.000	Zurich Insurance Group Ltd.	12
		.00000					Allied Dunbar Property Services Limited	.GBR	OTH	Allied Dunbar Assurance plc	Ownership	.100.000	Zurich Insurance Group Ltd.	12
		.00000					Allied Dunbar Provident plc	.GBR	OTH	Allied Dunbar Assurance plc	Ownership	.100.000	Zurich Insurance Group Ltd.	12
		.00000					Allied Dunbar Provident plc	.GBR	OTH	Zurich Trustee Company (UK) Limited	Ownership	.0.000	Zurich Insurance Group Ltd.	12
		.00000					Allied Zurich Holdings Limited	.JEY	OTH	Zurich Versicherungs-Gesellschaft AG	Ownership	.100.000	Zurich Insurance Group Ltd.	12
		.00000					Allied Zurich Limited	.GBR	OTH	Zurich Insurance Group Ltd.	Ownership	.100.000	Zurich Insurance Group Ltd.	12
.0212	Zurich U.S. Insurance Pool Group	.26247	36-6071400				American Guarantee and Liability Insurance Company	.NY	OTH	Zurich American Insurance Company	Ownership	.100.000	Zurich Insurance Group Ltd.	12
.0212	Zurich U.S. Insurance Pool Group	.40142	36-3141762				American Zurich Insurance Company	.IL	OTH	Steadfast Insurance Company	Ownership	.100.000	Zurich Insurance Group Ltd.	12
		.00000					Anglo American Insurance Group (UK) Limited	.GBR	OTH	CMSH Limited	Ownership	.100.000	Zurich Insurance Group Ltd.	12
		.00000					Anglo American Insurance Holdings Limited	.GBR	OTH	Anglo American Insurance Group (UK) Limited	Ownership	.100.000	Zurich Insurance Group Ltd.	12
		.00000								Zurich Insurance Company South Africa Limited	Ownership	.30.000	Zurich Insurance Group Ltd.	12
		.00000					Aquarius Underwriting Managers (Pty) Ltd	.ZAF	OTH		Ownership	.30.000	Zurich Insurance Group Ltd.	12
							Ashdale Land and Property Company Limited	.GBR	OTH	Zurich Insurance plc	Ownership	.100.000	Zurich Insurance Group Ltd.	12

SCHEDULE Y
PART 1A - DETAIL OF INSURANCE HOLDING COMPANY SYSTEM

1	2	3	4	5	6	7	8	9	10	11	12	13	14	15		
Group Code	Group Name	NAIC Company Code	Federal ID Number	Federal RSSD	CIK	Name of Securities Exchange if Publicly Traded (U.S. or International)	Names of Parent, Subsidiaries Or Affiliates	Domi-ciliary Loca-tion	Relation-ship to Reporting Entity	Directly Controlled by (Name of Entity/Person)	Type of Control (Ownership, Board, Management, Attorney-in-Fact, Influence, Other)	If Control is Owner-ship Provide Percen-tage	Ultimate Controlling Entity(ies)/Person(s)	*		
.0212	Zurich U.S. Insurance Pool Group	00000	13-6081895				Associated Marine Insurers Agents Pty. Limited	AUS	OTH	Zurich Financial Services Australia Limited	Ownership	100.000	Zurich Insurance Group Ltd.	12		
		19305					Assurance Company of America	NY	OTH	Maryland Casualty Company	Ownership	100.000	Zurich Insurance Group Ltd.	12		
		00000					Baden-Badener Versicherung	DEU	OTH	Zurich Beteiligungs-Aktiengesellschaft (Deutschland)	Ownership	100.000	Zurich Insurance Group Ltd.	12		
		00000					Aktiengesellschaft		OTH	Zurich Insurance plc	Ownership	100.000	Zurich Insurance Group Ltd.	12		
		00000					Ballykilliane Holdings Limited	JRL	OTH	Zurich Vida, Compañía de Seguros y Reaseguros, S.A. – Sociod	Ownership	50.000	Zurich Insurance Group Ltd.	12		
		00000					Bansabadell Pensiones, E.G.F.P, S.A.	ESP	OTH	Zurich Versicherungs-Gesellschaft AG	Ownership	50.000	Zurich Insurance Group Ltd.	12		
		00000					Bansabadell Seguros Generales, S.A. de Seguros y Reaseguros	ESP	OTH	Bansabadell Seguros Generales, S.A. de Seguros y Reaseguros	Ownership	100.000	Zurich Insurance Group Ltd.	12		
		00000					Bansabadell Servicios Auxiliares De Seguros, S.L.	ESP	OTH	Zurich Vida, Compañía de Seguros y Reaseguros, S.A. – Sociod	Ownership	50.000	Zurich Insurance Group Ltd.	12		
		00000					Bansabadell Vida S.A. de Seguros y Reaseguros	ESP	OTH	Zurich Benefit Finance LLC	Ownership	50.000	Zurich Insurance Group Ltd.	12		
		00000	13-4097988				Benefit Finance Partners, L.L.C.	DE	OTH	Benefit Finance Partners, L.L.C.	Ownership	100.000	Zurich Insurance Group Ltd.	12		
		00000					BFP Securities LLC	DE	OTH	Zurich Deutscher Herold	Ownership	10.000	Zurich Insurance Group Ltd.	12		
		00000					Bizerba GmbH & Co. KG	DEU	OTH	Lebensversicherung Aktiengeselschaf	Ownership	99.000	Zurich Insurance Group Ltd.	12		
		00000					Bloomington Office LP	DE	OTH	Zurich Structured Finance, Inc.	Ownership	99.000	Zurich Insurance Group Ltd.	12		
		00000					Bloomington Office MGP, LLC	DE	OTH	Bloomington Office MGP Manager, Inc	Ownership	1.000	Zurich Insurance Group Ltd.	12		
		00000					Bloomington Office MGP, LLC	DE	OTH	Zurich Structured Finance, Inc.	Ownership	100.000	Zurich Insurance Group Ltd.	12		
		00000					Bloomington Office MGP Manager, Inc	DEU	OTH	Zurich Beteiligungs-Aktiengesellschaft (Deutschland)	Ownership	100.000	Zurich Insurance Group Ltd.	12		
		00000					Bonner Akademie Gesellschaft fur DV- und Management-Training	DEU	OTH	Deutscher Herold Aktiengesellschaft	Ownership	87.500	Zurich Insurance Group Ltd.	12		
		00000					Bonnfinanz Aktiengesellschaft fur Vermögensberatung und Verm	AUT	OTH	Zurich Versicherungs-Aktiengesellschaft	Ownership	50.000	Zurich Insurance Group Ltd.	12		
		00000				BONUS Vorsorgekasse AG	AUT	OTH	Zurich Structured Finance, Inc.	Ownership	99.000	Zurich Insurance Group Ltd.	12			
		00000				Brinker Retail MGP, LLC	DE	OTH	Zurich Assurance Ltd	Ownership	100.000	Zurich Insurance Group Ltd.	12			
		00000				Bristlecourt Limited	GBR	OTH	Zurich Versicherungs-Gesellschaft AG	Ownership	50.000	Zurich Insurance Group Ltd.	12			
		00000				CAN Seguros Generales SA	ESP	OTH	Zurich Insurance Company Ltd, Bermuda Branch	Ownership	100.000	Zurich Insurance Group Ltd.	12			
		00000							Cayley Aviation Ltd.	BMJ	OTH	Centre Financial Services Holdings Limited	Ownership	100.000	Zurich Insurance Group Ltd.	12
		00000							Centre Group Holdings (U.S.) Limited	BMJ	OTH	Centre Solutions (Bermuda) Limited	Ownership	100.000	Zurich Insurance Group Ltd.	12
		00000	CMSH Limited Group	13-4038482				Centre Group Holdings Limited	DE	OTH	CMSH Limited	Ownership	100.000	Zurich Insurance Group Ltd.	12	
		00000						Centre Insurance Company	BMJ	OTH	Centre Solutions (U.S.) Limited	Ownership	100.000	Zurich Insurance Group Ltd.	12	
		34649			13-2653231				Centre Kate Inc. 1	DE	OTH	Zurich Structured Finance, Inc.	Ownership	100.000	Zurich Insurance Group Ltd.	12
00000				Centre Kate Inc. 2		DE	OTH	Centre Solutions (U.S.) Limited	Ownership	100.000	Zurich Insurance Group Ltd.	12				
00000				Centre Life Insurance Company		MA	OTH	Centre Group Holdings (U.S.) Limited	Ownership	100.000	Zurich Insurance Group Ltd.	12				
.0212	CMSH Limited Group	80896	04-1589940				Centre Reinsurance (U.S.) Limited	BMJ	OTH	Centre Solutions (Bermuda) Limited	Ownership	100.000	Zurich Insurance Group Ltd.	12		
		00000		AA-3190673				Centre Reinsurance International Company	JRL	OTH	Orange Stone Reinsurance	Ownership	0.002	Zurich Insurance Group Ltd.	12	
		00000						Centre Reinsurance International Company	JRL	OTH	Centre Group Holdings Limited	Ownership	100.000	Zurich Insurance Group Ltd.	12	
		00000					Centre Solutions (Bermuda) Limited	BMJ	OTH	Centre Group Holdings (U.S.) Limited	Ownership	100.000	Zurich Insurance Group Ltd.	12		
		00000	AA-3190822				Centre Solutions (U.S.) Limited	BMJ	OTH	Centre Structured Inc. 1	Ownership	100.000	Zurich Insurance Group Ltd.	12		
		00000					Centre Structured Inc. 2	DE	OTH	JFS/ZSF 1997 L.P.	Ownership	100.000	Zurich Insurance Group Ltd.	12		
		00000					Centre Structured Inc. 3	DE	OTH	JFS/ZSF 1997 L.P.	Ownership	100.000	Zurich Insurance Group Ltd.	12		
		00000				Centre Structured Inc. 4	DE	OTH	JFS/ZSF 1997 L.P.	Ownership	100.000	Zurich Insurance Group Ltd.	12			
		00000				Centre Structured Inc. 5	DE	OTH	JFS/ZSF 1997 L.P.	Ownership	100.000	Zurich Insurance Group Ltd.	12			
		00000														
		00000														
		00000														
		00000														
		00000														

SCHEDULE Y

PART 1A - DETAIL OF INSURANCE HOLDING COMPANY SYSTEM

1	2	3	4	5	6	7	8	9	10	11	12	13	14	15
Group Code	Group Name	NAIC Company Code	Federal ID Number	Federal RSSD	CIK	Name of Securities Exchange if Publicly Traded (U.S. or International)	Names of Parent, Subsidiaries Or Affiliates	Domi-ciliary Loca-tion	Relation-ship to Reporting Entity	Directly Controlled by (Name of Entity/Person)	Type of Control (Ownership, Board, Management, Attorney-in-Fact, Influence, Other)	If Control is Ownership Provide Percentage	Ultimate Controlling Entity(ies)/Person(s)	*
		.00000					Centre Structured Inc. 6	.DE	.OTH	JFS/ZSF 1997 L.P.	Ownership	.100.000	Zurich Insurance Group Ltd.	.12
		.00000					Centre Structured Inc. 7	.DE	.OTH	JFS/ZSF 1997 L.P.	Ownership	.100.000	Zurich Insurance Group Ltd.	.12
		.00000					Centre Structured Inc. 8	.DE	.OTH	JFS/ZSF 1997 L.P.	Ownership	.100.000	Zurich Insurance Group Ltd.	.12
		.00000					Centre Structured Inc. 9	.DE	.OTH	JFS/ZSF 1997 L.P.	Ownership	.100.000	Zurich Insurance Group Ltd.	.12
		.00000					Centre Structured Inc. 10	.DE	.OTH	JFS/ZSF 1997 L.P.	Ownership	.100.000	Zurich Insurance Group Ltd.	.12
		.00000					Centre Structured Inc. 11	.DE	.OTH	JFS/ZSF 1997 L.P.	Ownership	.100.000	Zurich Insurance Group Ltd.	.12
		.00000					Centre Structured LLC 1	.DE	.OTH	JFS/ZSF 1997 L.P.	Ownership	.100.000	Zurich Insurance Group Ltd.	.12
		.00000					Centre Structured LLC 2	.DE	.OTH	JFS/ZSF 1997 L.P.	Ownership	.100.000	Zurich Insurance Group Ltd.	.12
		.00000					Centre Structured LLC 3	.DE	.OTH	JFS/ZSF 1997 L.P.	Ownership	.100.000	Zurich Insurance Group Ltd.	.12
		.00000					Centre Structured LLC 4	.DE	.OTH	JFS/ZSF 1997 L.P.	Ownership	.100.000	Zurich Insurance Group Ltd.	.12
		.00000					Centre Structured LLC 5	.DE	.OTH	JFS/ZSF 1997 L.P.	Ownership	.100.000	Zurich Insurance Group Ltd.	.12
		.00000					Centre Structured LLC 6	.DE	.OTH	JFS/ZSF 1997 L.P.	Ownership	.100.000	Zurich Insurance Group Ltd.	.12
		.00000					Centre Structured LLC 7	.DE	.OTH	JFS/ZSF 1997 L.P.	Ownership	.100.000	Zurich Insurance Group Ltd.	.12
		.00000					Centre Structured LLC 8	.DE	.OTH	JFS/ZSF 1997 L.P.	Ownership	.100.000	Zurich Insurance Group Ltd.	.12
		.00000					Centre Structured LP 9	.DE	.OTH	JFS/ZSF 1997 L.P.	Ownership	.99.000	Zurich Insurance Group Ltd.	.12
		.00000					Centre Structured LP 9	.DE	.OTH	Centre Structured Inc. 1	Ownership	.1.000	Zurich Insurance Group Ltd.	.12
		.00000					Centre Structured LP 10	.DE	.OTH	JFS/ZSF 1997 L.P.	Ownership	.99.000	Zurich Insurance Group Ltd.	.12
		.00000					Centre Structured LP 10	.DE	.OTH	Centre Structured Inc. 11	Ownership	.1.000	Zurich Insurance Group Ltd.	.12
		.00000					Centre Structured LP 11	.DE	.OTH	JFS/ZSF 1997 L.P.	Ownership	.99.000	Zurich Insurance Group Ltd.	.12
		.00000					Centre Structured LP 11	.DE	.OTH	Centre Structured Inc. 1	Ownership	.1.000	Zurich Insurance Group Ltd.	.12
		.00000					Chilena Consolidada Seguros de Vida S.A.	.CHL	.OTH	Inversiones Suizo Chilena S.A.	Ownership	.98.977	Zurich Insurance Group Ltd.	.12
		.00000	AA-2280100		196453	Bolsa de Comercio de Santiago	Chilena Consolidada Seguros Generales S.A.	.CHL	.OTH	Chilena Consolidada Seguros de Vida S.A.	Ownership	.7.405	Zurich Insurance Group Ltd.	.12
		.00000	AA-2280100		196453	Bolsa de Comercio de Santiago	Chilena Consolidada Seguros Generales S.A.	.CHL	.OTH	Inversiones Suizo Chilena S.A.	Ownership	.82.732	Zurich Insurance Group Ltd.	.12
		.00000					Citicorp KY Office MGP, LLC	.DE	.OTH	Zurich Structured Finance, Inc.	Ownership	.99.000	Zurich Insurance Group Ltd.	.12
		.00000					Citicorp KY Office MGP, LLC	.DE	.OTH	Citicorp KY Office MGP Manager, Inc.	Ownership	.1.000	Zurich Insurance Group Ltd.	.12
		.00000					Citicorp KY Office MGP Manager, Inc.	.DE	.OTH	Zurich Structured Finance, Inc.	Ownership	.100.000	Zurich Insurance Group Ltd.	.12
		.00000					Citicorp MGP Manager, Inc.	.DE	.OTH	Zurich Structured Finance, Inc.	Ownership	.100.000	Zurich Insurance Group Ltd.	.12
		.00000					Citicorp Office MGP, LLC	.DE	.OTH	Zurich Structured Finance, Inc.	Ownership	.99.000	Zurich Insurance Group Ltd.	.12
		.00000					Citicorp Office MGP, LLC	.DE	.OTH	Citicorp MGP Manager, Inc.	Ownership	.1.000	Zurich Insurance Group Ltd.	.12
		.00000					City of London Insurance Company Limited	.GBR	.OTH	Eagle Star Insurance Company Limited	Ownership	.100.000	Zurich Insurance Group Ltd.	.12
		.00000					CMSH Limited	.BMJ	.OTH	Zurich Insurance Company Ltd, Bermuda Branch	Ownership	.35.301	Zurich Insurance Group Ltd.	.12
		.00000					CMSH Limited	.BMJ	.OTH	Zurich Versicherungs-Gesellschaft AG	Ownership	.64.699	Zurich Insurance Group Ltd.	.12
		.00000			0000034431	Second Marché part of Euronext Paris stock exchange since 1987	COFITEM-COFIMUR	.FRA	.OTH	Zurich Versicherungs-Gesellschaft AG	Ownership	.12.405	Zurich Insurance Group Ltd.	.12
		.00000					Collierville Center, LP	.DE	.OTH	Zurich Structured Finance, Inc.	Ownership	.99.000	Zurich Insurance Group Ltd.	.12
		.00000					Collierville MGP Manager, Inc.	.DE	.OTH	Zurich Structured Finance, Inc.	Ownership	.100.000	Zurich Insurance Group Ltd.	.12
		.00000					Collierville Office MGP, LLC	.DE	.OTH	Zurich Structured Finance, Inc.	Ownership	.99.000	Zurich Insurance Group Ltd.	.12
		.00000					Collierville Office MGP, LLC	.DE	.OTH	Collierville MGP Manager, Inc.	Ownership	.1.000	Zurich Insurance Group Ltd.	.12
.0212	Zurich U.S. Insurance Pool Group	.34347	52-1096670				Colonial American Casualty and Surety Company	.MD	.OTH	Fidelity and Deposit Company of Maryland	Ownership	.100.000	Zurich Insurance Group Ltd.	.12
		.00000					Community Trust Services Limited	.GBR	.OTH	Zurich Community Trust (UK) Limited	Ownership	.99.000	Zurich Insurance Group Ltd.	.12
		.00000					Community Trust Services Limited	.GBR	.OTH	Zurich Financial Services (UKISA)	Ownership	.1.000	Zurich Insurance Group Ltd.	.12
		.00000					Concisa Vorsorgeberatung und Management AG	.AUT	.OTH	Nominees Limited	Ownership	.100.000	Zurich Insurance Group Ltd.	.12
		.00000					Concourse Skelmersdale Limited	.GBR	.OTH	Bonus Pensionskassen Aktiengesellschaft Limited	Ownership	.100.000	Zurich Insurance Group Ltd.	.12

SCHEDULE Y
PART 1A - DETAIL OF INSURANCE HOLDING COMPANY SYSTEM

1	2	3	4	5	6	7	8	9	10	11	12	13	14	15
Group Code	Group Name	NAIC Company Code	Federal ID Number	Federal RSSD	CIK	Name of Securities Exchange if Publicly Traded (U.S. or International)	Names of Parent, Subsidiaries Or Affiliates	Domi-ciliary Loca-tion	Relation-ship to Reporting Entity	Directly Controlled by (Name of Entity/Person)	Type of Control (Ownership, Board, Management, Attorney-in-Fact, Influence, Other)	If Control is Ownership Provide Per-cent-age	Ultimate Controlling Entity(ies)/Person(s)	*
		..00000					CP Holding Limited	.VGB.	OTH.	Zurich Insurance Company Ltd, Bermuda Branch	Ownership.	..100.000	Zurich Insurance Group Ltd.	..12
		..00000					Cramson (Malaysia) Bhd	.MYS.	OTH.	MCIS Zurich Insurance Berhad	Ownership.	..100.000	Zurich Insurance Group Ltd.	..12
		..00000	13-3971194				Crown Management Services Limited	.DE.	OTH.	CMSH Limited	Ownership.	..100.000	Zurich Insurance Group Ltd.	..12
		..00000					CTH Affordable Housing Corporation	.DE.	OTH.	Zurich Structured Finance, Inc.	Ownership.	..100.000	Zurich Insurance Group Ltd.	..12
		..00000					CTH Affordable Housing Investor, Inc.	.DE.	OTH.	CTH Affordable Housing Corporation	Ownership.	..100.000	Zurich Insurance Group Ltd.	..12
		..00000					CTH AHP Corporation	.DE.	OTH.	CTH Affordable Housing Corporation	Ownership.	..100.000	Zurich Insurance Group Ltd.	..12
		..00000					CTH MHP, L.L.C.	.DE.	OTH.	CTH Affordable Housing Investor, Inc.	Ownership.	..100.000	Zurich Insurance Group Ltd.	..12
		..00000					CTH Special General Partner, Inc.	.DE.	OTH.	CTH Affordable Housing Corporation	Ownership.	..100.000	Zurich Insurance Group Ltd.	..12
		..00000					CTH WNC, Inc.	.IL.	OTH.	CTH Affordable Housing Corporation	Ownership.	..100.000	Zurich Insurance Group Ltd.	..12
		..00000					CTH/Landmark SLP, Inc.	.IL.	OTH.	CTH Affordable Housing Corporation	Ownership.	..100.000	Zurich Insurance Group Ltd.	..12
		..00000					Cursud N.V.	.ANT.	OTH.	Zurich Versicherungs-Gesellschaft AG	Ownership.	..100.000	Zurich Insurance Group Ltd.	..12
		..00000					DA Deutsche Allgemeine Versicherung Aktiengesellschaft	.DEU.	OTH.	Zurich Beteiligungs-Aktiengesellschaft (Deutschland)	Ownership.	..100.000	Zurich Insurance Group Ltd.	..12
		..00000					Dallas Office MGP, LLC	.DE.	OTH.	Zurich Structured Finance, Inc.	Ownership.	..99.000	Zurich Insurance Group Ltd.	..12
		..00000					Dallas Office MGP, LLC	.DE.	OTH.	Dallas Office MGP Manager, Inc.	Ownership.	..1.000	Zurich Insurance Group Ltd.	..12
		..00000					Dallas Office MGP Manager, Inc.	.DE.	OTH.	Zurich Structured Finance, Inc.	Ownership.	..100.000	Zurich Insurance Group Ltd.	..12
		..00000					Dallas Tower LP	.DE.	OTH.	Zurich Structured Finance, Inc.	Ownership.	..99.000	Zurich Insurance Group Ltd.	..12
		..00000	46-4542195				DB Vita S.A.	.LUX.	OTH.	Deutscher Herold Aktiengesellschaft	Ownership.	..25.000	Zurich Insurance Group Ltd.	..12
		..00000					DC INDUSTRIAL 1, LLC	.DE.	OTH.	FLREC, LLC	Ownership.	..100.000	Zurich Insurance Group Ltd.	..11
		..00000					Delta Wetlands Properties	.IL.	OTH.	KLMLP 2, LLC	Ownership.	..50.000	Zurich Insurance Group Ltd.	..12
		..00000					Delta Wetlands Properties	.IL.	OTH.	KLMLP 3, LLC	Ownership.	..50.000	Zurich Insurance Group Ltd.	..12
		..00000					Deutsche Wohnen AG	.DEU.	OTH.	Zurich Deutscher Herold Lebensversicherung Aktiengesellschaft	Ownership.	..5.748	Zurich Insurance Group Ltd.	..12
		..00000					Deutsche Zurich Pensiones, Entidad Gestora de Fondos de Pens	.ESP.	OTH.	Zurich Vida, Compania de Seguros y Reaseguros, S.A. - Sociad	Ownership.	..50.000	Zurich Insurance Group Ltd.	..12
		..00000					Deutscher Herold Aktiengesellschaft	.DEU.	OTH.	Zurich Beteiligungs-Aktiengesellschaft (Deutschland)	Ownership.	..79.826	Zurich Insurance Group Ltd.	..12
		..00000					Deutscher Pensionsfonds Aktiengesellschaft	.DEU.	OTH.	Deutscher Herold Aktiengesellschaft	Ownership.	..74.900	Zurich Insurance Group Ltd.	..12
		..00000					Deutsches Institut fur Altersvorsorge GmbH	.DEU.	OTH.	Deutscher Herold Aktiengesellschaft	Ownership.	..22.000	Zurich Insurance Group Ltd.	..12
		..00000	06-1427246				Disability Management Services, Inc.	.CT.	OTH.	Centre Group Holdings (U.S.) Limited	Ownership.	..40.000	Zurich Insurance Group Ltd.	..12
		..00000					Dunbar Assets Ireland	.JRL.	OTH.	ZCM Holdings (Bermuda) Limited	Ownership.		Zurich Insurance Group Ltd.	..12
		..00000					Dunbar Assets Ireland	.JRL.	OTH.	ZCMC II Holdings Limited	Ownership.	..99.971	Zurich Insurance Group Ltd.	..12
		..00000					Dunbar Assets plc	.GBR.	OTH.	Dunbar Assets Ireland	Ownership.	..100.000	Zurich Insurance Group Ltd.	..12
		..00000					Dunbar Nominees Limited	.GBR.	OTH.	Dunbar Assets plc	Ownership.	..100.000	Zurich Insurance Group Ltd.	..12
		..00000					Dunbar Sports and Social Club Limited	.GBR.	OTH.	Allied Dunbar Assurance plc	Ownership.	..100.000	Zurich Insurance Group Ltd.	..12
		..00000					Eagle Star (Leasing) Limited	.GBR.	OTH.	Zurich Assurance Ltd	Ownership.	..100.000	Zurich Insurance Group Ltd.	..12
		..00000					Eagle Star (Malta) Limited	.MLT.	OTH.	Zurich Assurance Ltd	Ownership.	..100.000	Zurich Insurance Group Ltd.	..12
		..00000					Eagle Star Computer Services Limited	.GBR.	OTH.	Zurich Assurance Ltd	Ownership.	..100.000	Zurich Insurance Group Ltd.	..12
		..00000					Eagle Star Direct (Camberley) Limited	.GBR.	OTH.	Zurich Insurance Company (U.K.) Limited	Ownership.	..100.000	Zurich Insurance Group Ltd.	..12
		..00000					Eagle Star Direct Services Limited	.GBR.	OTH.	Zurich UK General Services Limited	Ownership.	..100.000	Zurich Insurance Group Ltd.	..12
		..00000					Eagle Star Estates Limited	.GBR.	OTH.	Zurich Assurance Ltd	Ownership.	..100.000	Zurich Insurance Group Ltd.	..12
		..00000					Eagle Star European Life Assurance Company Limited	.JRL.	OTH.	Zurich Life Assurance plc	Ownership.	..100.000	Zurich Insurance Group Ltd.	..12
		..00000					Eagle Star Executives Pension Trustee Limited	.GBR.	OTH.	Zurich Financial Services (UKISA) Limited	Ownership.	..100.000	Zurich Insurance Group Ltd.	..12
		..00000					Eagle Star Farms Limited	.GBR.	OTH.	Zurich Assurance Ltd	Ownership.	..100.000	Zurich Insurance Group Ltd.	..12
		..00000					Eagle Star Forests Limited	.GBR.	OTH.	Zurich Assurance Ltd	Ownership.	..100.000	Zurich Insurance Group Ltd.	..12
		..00000					Eagle Star Group Holdings Limited	.GBR.	OTH.	Eagle Star Holdings Limited	Ownership.	..100.000	Zurich Insurance Group Ltd.	..12

SCHEDULE Y
PART 1A - DETAIL OF INSURANCE HOLDING COMPANY SYSTEM

1	2	3	4	5	6	7	8	9	10	11	12	13	14	15
Group Code	Group Name	NAIC Company Code	Federal ID Number	Federal RSSD	CIK	Name of Securities Exchange if Publicly Traded (U.S. or International)	Names of Parent, Subsidiaries Or Affiliates	Domi-ciliary Location	Relation-ship to Reporting Entity	Directly Controlled by (Name of Entity/Person)	Type of Control (Ownership, Board, Management, Attorney-in-Fact, Influence, Other)	If Control is Ownership Provide Percentage	Ultimate Controlling Entity(ies)/Person(s)	*
		.00000					Eagle Star Group Services Limited	.GBR	OTH	Eagle Star Holdings Limited	Ownership	.100.000	Zurich Insurance Group Ltd.	.12
		.00000					Eagle Star Holding Company of Ireland	.JRL	OTH	Eagle Star Group Holdings Limited	Ownership	.0.000	Zurich Insurance Group Ltd.	.12
		.00000					Eagle Star Holding Company of Ireland	.JRL	OTH	Zurich Assurance Ltd	Ownership	.100.000	Zurich Insurance Group Ltd.	.12
										Zurich Financial Services (UK)ISA)				
		.00000					Eagle Star Holdings Limited	.GBR	OTH	Limited	Ownership	.100.000	Zurich Insurance Group Ltd.	.12
		.00000					Eagle Star Insurance Company Limited	.GBR	OTH	Zurich Insurance plc	Ownership	.100.000	Zurich Insurance Group Ltd.	.12
		.00000					Eagle Star Loans Limited	.GBR	OTH	Zurich Assurance Ltd	Ownership	.100.000	Zurich Insurance Group Ltd.	.12
		.00000					Eagle Star Mortgages Limited	.GBR	OTH	Zurich Assurance Ltd	Ownership	.100.000	Zurich Insurance Group Ltd.	.12
		.00000					Eagle Star Securities Limited	.GBR	OTH	Zurich Insurance plc	Ownership	.100.000	Zurich Insurance Group Ltd.	.12
										Zurich Insurance Company Ltd -				
.0212	Zurich U.S. Insurance Pool Group	.00000					Edilspettacolo SRL	.JTA	OTH	Rappresentanza Generale per l	Ownership	.35.712	Zurich Insurance Group Ltd.	.12
		.21326	47-6022701				Empire Fire and Marine Insurance Company	.NE	OTH	Zurich American Insurance Company	Ownership	.100.000	Zurich Insurance Group Ltd.	.12
.0212	Zurich U.S. Insurance Pool Group	.21334	73-6091717				Empire Indemnity Insurance Company	.OK	OTH	Zurich American Insurance Company	Ownership	.100.000	Zurich Insurance Group Ltd.	.12
										Allied Dunbar Financial Services Limited				
		.00000					Employee Services Limited	.GBR	OTH		Ownership	.100.000	Zurich Insurance Group Ltd.	.12
		.00000					Endsleigh Communications Limited	.GBR	OTH	Endsleigh Insurance Services Limited	Ownership	.100.000	Zurich Insurance Group Ltd.	.12
		.00000					Endsleigh Developments Limited	.GBR	OTH	Endsleigh Insurance Services Limited	Ownership	.100.000	Zurich Insurance Group Ltd.	.12
		.00000					Endsleigh General Trading Limited	.GBR	OTH	Endsleigh Insurance Services Limited	Ownership	.100.000	Zurich Insurance Group Ltd.	.12
							Endsleigh Independent Financial Services			Limited	Ownership	.100.000	Zurich Insurance Group Ltd.	.12
		.00000					Endsleigh Insurance Services Limited	.GBR	OTH	Endsleigh Limited	Ownership	.100.000	Zurich Insurance Group Ltd.	.12
		.00000					Endsleigh Insurances (Brokers) Limited	.GBR	OTH	Endsleigh Insurance Services Limited	Ownership	.100.000	Zurich Insurance Group Ltd.	.12
		.00000					Endsleigh Law Limited	.GBR	OTH	Endsleigh Insurance Services Limited	Ownership	.100.000	Zurich Insurance Group Ltd.	.12
		.00000					Endsleigh Leasing Limited	.GBR	OTH	Endsleigh Insurance Services Limited	Ownership	.100.000	Zurich Insurance Group Ltd.	.12
		.00000					Endsleigh Life & Pensions Limited	.GBR	OTH	Endsleigh Insurance Services Limited	Ownership	.100.000	Zurich Insurance Group Ltd.	.12
		.00000					Endsleigh Limited	.GBR	OTH	Zurich Holdings (UK) Limited	Ownership	.100.000	Zurich Insurance Group Ltd.	.12
		.00000					Endsleigh Pension Trustee Limited	.GBR	OTH	Endsleigh Insurance Services Limited	Ownership	.100.000	Zurich Insurance Group Ltd.	.12
		.00000					Endsleigh Promotions Limited	.GBR	OTH	Endsleigh Insurance Services Limited	Ownership	.100.000	Zurich Insurance Group Ltd.	.12
		.00000					Endsleigh Shopfitting Limited	.GBR	OTH	Endsleigh Insurance Services Limited	Ownership	.100.000	Zurich Insurance Group Ltd.	.12
		.00000					Endsleigh Trustee Services Limited	.GBR	OTH	Endsleigh Insurance Services Limited	Ownership	.100.000	Zurich Insurance Group Ltd.	.12
		.00000					ES (Leeds) Nominee Limited	.GBR	OTH	Zurich Assurance Ltd	Ownership	.100.000	Zurich Insurance Group Ltd.	.12
		.00000					ES (Walsall) Nominee Limited	.GBR	OTH	Zurich Assurance Ltd	Ownership	.100.000	Zurich Insurance Group Ltd.	.12
		.00000					ES Camberley Nominee 1 Limited	.GBR	OTH	Zurich Assurance Ltd	Ownership	.100.000	Zurich Insurance Group Ltd.	.12
		.00000					ES Camberley Nominee 2 Limited	.GBR	OTH	Zurich Assurance Ltd	Ownership	.100.000	Zurich Insurance Group Ltd.	.12
		.00000					ES Cannock Nominee 1 Limited	.GBR	OTH	Zurich Assurance Ltd	Ownership	.100.000	Zurich Insurance Group Ltd.	.12
		.00000					ES Cannock Nominee 2 Limited	.GBR	OTH	Zurich Assurance Ltd	Ownership	.100.000	Zurich Insurance Group Ltd.	.12
		.00000					ES Coventry Nominee 1 Limited	.GBR	OTH	Zurich Assurance Ltd	Ownership	.100.000	Zurich Insurance Group Ltd.	.12
		.00000					ES Coventry Nominee 2 Limited	.GBR	OTH	Zurich Assurance Ltd	Ownership	.100.000	Zurich Insurance Group Ltd.	.12
		.00000					ES Dudley Nominee 1 Limited	.GBR	OTH	Zurich Assurance Ltd	Ownership	.100.000	Zurich Insurance Group Ltd.	.12
		.00000					ES Dudley Nominee 2 Limited	.GBR	OTH	Zurich Assurance Ltd	Ownership	.100.000	Zurich Insurance Group Ltd.	.12
		.00000					ES Hoddesdon Nominee 1 Limited	.GBR	OTH	Zurich Assurance Ltd	Ownership	.100.000	Zurich Insurance Group Ltd.	.12
		.00000					ES Hoddesdon Nominee 2 Limited	.GBR	OTH	Zurich Assurance Ltd	Ownership	.100.000	Zurich Insurance Group Ltd.	.12
		.00000					ES Plympton Nominee 1 Limited	.GBR	OTH	Zurich Assurance Ltd	Ownership	.100.000	Zurich Insurance Group Ltd.	.12
		.00000					ES Plympton Nominee 2 Limited	.GBR	OTH	Zurich Assurance Ltd	Ownership	.100.000	Zurich Insurance Group Ltd.	.12
		.00000					ES Ramsgate Nominee 1 Limited	.GBR	OTH	Zurich Assurance Ltd	Ownership	.100.000	Zurich Insurance Group Ltd.	.12
		.00000					ES Ramsgate Nominee 2 Limited	.GBR	OTH	Zurich Assurance Ltd	Ownership	.100.000	Zurich Insurance Group Ltd.	.12
		.00000					ESI Financing Limited	.GBR	OTH	Eagle Star Insurance Company Limited	Ownership	.0.000	Zurich Insurance Group Ltd.	.12
		.00000					ESI Financing Limited	.GBR	OTH	Zurich Versicherungs-Gesellschaft AG	Ownership	.100.000	Zurich Insurance Group Ltd.	.12
		.00000					Euclid/GPC 1, Inc.	.DE	OTH	Euclid/ZSF LP	Ownership	.100.000	Zurich Insurance Group Ltd.	.12
		.00000					Euclid/GPC 2, Inc.	.DE	OTH	Euclid/ZSF LP	Ownership	.100.000	Zurich Insurance Group Ltd.	.12
		.00000					Euclid KY Annex, LP	.DE	OTH	Zurich Structured Finance, Inc.	Ownership	.99.000	Zurich Insurance Group Ltd.	.12

SCHEDULE Y

PART 1A - DETAIL OF INSURANCE HOLDING COMPANY SYSTEM

1	2	3	4	5	6	7	8	9	10	11	12	13	14	15
Group Code	Group Name	NAIC Company Code	Federal ID Number	Federal RSSD	CIK	Name of Securities Exchange if Publicly Traded (U.S. or International)	Names of Parent, Subsidiaries Or Affiliates	Domi-ciliary Loca-tion	Relation-ship to Reporting Entity	Directly Controlled by (Name of Entity/Person)	Type of Control (Ownership, Board, Management, Attorney-in-Fact, Influence, Other)	If Control is Ownership Provide Percentage	Ultimate Controlling Entity(ies)/Person(s)	*
		.00000					Euclid Office LP	.DE	OTH	Zurich Structured Finance, Inc.	Ownership	.99.000	Zurich Insurance Group Ltd.	.12
		.00000					Euclid Warehouses LP	.DE	OTH	Zurich Structured Finance, Inc.	Ownership	.99.000	Zurich Insurance Group Ltd.	.12
		.00000					Euclid/ZSF LP	.DE	OTH	Zurich Structured Finance, Inc.	Ownership	.99.000	Zurich Insurance Group Ltd.	.12
		.00000					Zurich Insurance plc Niederlassung fur Deutschland	.DEU	OTH		Ownership	.5.000	Zurich Insurance Group Ltd.	.12
		.00000	45-3561769				Extremus Versicherung-Aktiengesellschaft	.CA	OTH	Farmers Group, Inc.	Ownership	.100.000	Zurich Insurance Group Ltd.	.11
		.00000	95-0725935				Farmers Family Fund	.NV	OTH	Zurich Versicherungs-Gesellschaft AG	Ownership	.88.000	Zurich Insurance Group Ltd.	.11
		.00000	95-0725935				Farmers Group, Inc.	.NV	OTH	Zurich Insurance Group Ltd.	Ownership	.12.000	Zurich Insurance Group Ltd.	.11
							Farmers Group, Inc.			Farmers New World Life Insurance Company				
.0212			46-4261000				Farmers Life Insurance Company of New York	.NY	OTH		Ownership	.100.000	Zurich Insurance Group Ltd.	.11
.0212	Zurich Ins Group	.63177	91-0335750				Farmers New World Life Insurance Company	.WA	OTH	Farmers Group, Inc.	Ownership	.100.000	Zurich Insurance Group Ltd.	.11
.0212	Zurich Ins Group	.10873	95-4650862				Farmers Reinsurance Company	.CA	OTH	Farmers Group, Inc.	Ownership	.100.000	Zurich Insurance Group Ltd.	.11
		.00000					Farmers Services Corporation	.NV	OTH	Farmers Group, Inc.	Ownership	.100.000	Zurich Insurance Group Ltd.	.11
		.00000	35-2281892				Farmers Services, LLC	.DE	OTH	ZFUS Services, LLC	Ownership	.100.000	Zurich Insurance Group Ltd.	.2
		.00000					Farmers Underwriters Association	.CA	OTH	Farmers Group, Inc.	Ownership	.100.000	Zurich Insurance Group Ltd.	.11
		.00000					Farmers Value Added, Inc.	.CA	OTH	Farmers Group, Inc.	Ownership	.100.000	Zurich Insurance Group Ltd.	.11
.0212	Zurich U.S. Insurance Pool Group	.39306	13-3046577				Fidelity and Deposit Company of Maryland	.MD	OTH	Zurich American Insurance Company	Ownership	.100.000	Zurich Insurance Group Ltd.	.12
		.00000					FIG Holding Company	.CA	OTH	Farmers Group, Inc.	Ownership	.100.000	Zurich Insurance Group Ltd.	.11
		.00000					FIG Leasing Co., Inc.	.CA	OTH	Farmers Group, Inc.	Ownership	.100.000	Zurich Insurance Group Ltd.	.11
		.00000					Figure Out Limited	.GBR	OTH	Openwork Independent Solutions Limited	Ownership	.100.000	Zurich Insurance Group Ltd.	.12
		.00000	95-2670247				Fire Underwriters Association	.CA	OTH	Farmers Group, Inc.	Ownership	.100.000	Zurich Insurance Group Ltd.	.11
			45-3997487				FLREC, LLC	.DE	OTH	Farmers New World Life Insurance Company	Ownership	.100.000	Zurich Insurance Group Ltd.	.11
		.00000					Futuro de Bolivia S.A. Administradora de Fondos de Pensiones	.BOL	OTH	Zurich Boliviana Seguros Personales S.A.	Ownership	.8.422	Zurich Insurance Group Ltd.	.12
		.00000					Futuro de Bolivia S.A. Administradora de Fondos de Pensiones	.BOL	OTH	Zurich South America Invest AB	Ownership	.71.578	Zurich Insurance Group Ltd.	.12
		.00000					General Surety & Guarantee Co Limited	.GBR	OTH	Zurich Insurance Company (U.K.) Limited	Ownership	.100.000	Zurich Insurance Group Ltd.	.12
		.00000					Genevoise, Compagnie Immobiliere SA	.CHE	OTH	Zurich Lebensversicherungs-Gesellschaft AG	Ownership	.100.000	Zurich Insurance Group Ltd.	.12
		.00000					GPC Retail MGP, LLC	.DE	OTH	Zurich Structured Finance, Inc.	Ownership	.99.000	Zurich Insurance Group Ltd.	.12
		.00000					GPC Retail MGP, LLC	.DE	OTH	GPC Retail MGP Manager, Inc.	Ownership	.1.000	Zurich Insurance Group Ltd.	.12
		.00000					GPC Retail MGP Manager, Inc.	.DE	OTH	Zurich Structured Finance, Inc.	Ownership	.100.000	Zurich Insurance Group Ltd.	.12
		.00000					Greycaines 1 Jersey Limited	.JEY	OTH	Zurich Assurance Ltd	Ownership	.100.000	Zurich Insurance Group Ltd.	.12
		.00000					Greycaines 2 Jersey Limited	.JEY	OTH	Zurich Assurance Ltd	Ownership	.100.000	Zurich Insurance Group Ltd.	.12
		.00000					Grovewood Engineering Limited	.GBR	OTH	Zurich Assurance Ltd	Ownership	.100.000	Zurich Insurance Group Ltd.	.12
		.00000					Grovewood Property Holdings Limited	.GBR	OTH	Eagle Star Holdings Limited	Ownership	.100.000	Zurich Insurance Group Ltd.	.12
		.00000					Hawkcentral Limited	.GBR	OTH	Zurich Assurance Ltd	Ownership	.100.000	Zurich Insurance Group Ltd.	.12
		.00000					Home & Overseas Insurance Company Limited	.GBR	OTH	Eagle Star Insurance Company Limited	Ownership	.100.000	Zurich Insurance Group Ltd.	.12
		.00000					HOU IND 1, LLC	.DE	OTH	ZREC, LLC	Ownership	.100.000	Zurich Insurance Group Ltd.	.12
		.00000					HOU IND 2, LLC	.DE	OTH	ZREC, LLC	Ownership	.100.000	Zurich Insurance Group Ltd.	.12
		.00000					INTEGRA Versicherungsdienst GmbH	.AUT	OTH	Zurich Versicherungs-Aktiengesellschaft	Ownership	.100.000	Zurich Insurance Group Ltd.	.12
		.00000					Inversiones Suizo Chilena S.A.	.CHL	OTH	Inversiones Suizo-Argentina S.A.	Ownership	.0.000	Zurich Insurance Group Ltd.	.12
		.00000					Inversiones Suizo Chilena S.A.	.CHL	OTH	Zurich Versicherungs-Gesellschaft AG	Ownership	.100.000	Zurich Insurance Group Ltd.	.12
		.00000								Zurich Lebensversicherungs-Gesellschaft AG				
		.00000					Inversiones Suizo-Argentina S.A.	.ARG	OTH	AG	Ownership	.5.004	Zurich Insurance Group Ltd.	.12
		.00000					Inversiones Suizo-Argentina S.A.	.ARG	OTH	Zurich Versicherungs-Gesellschaft AG	Ownership	.94.996	Zurich Insurance Group Ltd.	.12
		.00000					Inversiones ZS America Dos Limitada	.CHL	OTH	Inversiones ZS America SpA	Ownership	.100.000	Zurich Insurance Group Ltd.	.12
		.00000								Zurich Santander Insurance America, S.L.				
		.00000					Inversiones ZS America SpA	.CHL	OTH		Ownership	.100.000	Zurich Insurance Group Ltd.	.12

ANNUAL STATEMENT FOR THE YEAR 2013 OF THE Bristol West Casualty Insurance Company

SCHEDULE Y

PART 1A - DETAIL OF INSURANCE HOLDING COMPANY SYSTEM

1	2	3	4	5	6	7	8	9	10	11	12	13	14	15
Group Code	Group Name	NAIC Company Code	Federal ID Number	Federal RSSD	CIK	Name of Securities Exchange if Publicly Traded (U.S. or International)	Names of Parent, Subsidiaries Or Affiliates	Domi-ciliary Loca-tion	Relation-ship to Reporting Entity	Directly Controlled by (Name of Entity/Person)	Type of Control (Ownership, Board, Management, Attorney-in-Fact, Influence, Other)	If Control is Ownership Provide Percentage	Ultimate Controlling Entity(ies)/Person(s)	*
		.00000					Inversiones ZS America Tres SpACHL	OTH	Zurich Santander Insurance America, S.L.	Ownership.....	.100.000	Zurich Insurance Group Ltd.	12
		.00000					Inversora Alpina Financiadora de Primas, C.A.VEN	OTH	Zurich Seguros, S.A.	Ownership.....	.100.000	Zurich Insurance Group Ltd.	12
		.00000					Ipsley Street 1 UK LimitedGBR	OTH	Zurich Assurance Ltd	Ownership.....	.100.000	Zurich Insurance Group Ltd.	12
		.00000					Ipsley Street 2 UK LimitedGBR	OTH	Zurich Assurance Ltd	Ownership.....	.100.000	Zurich Insurance Group Ltd.	12
		.00000					Irish National Insurance Company p.l.c.IRL	OTH	Zurich Insurance plc	Ownership.....	.100.000	Zurich Insurance Group Ltd.	12
		.00000					Isis S.A.ARG	OTH	Inversiones Suizo-Argentina S.A.	Ownership.....	.60.501	Zurich Insurance Group Ltd.	12
		.00000					Isis S.A.ARG	OTH	Zurich Versicherungs-Gesellschaft AG	Ownership.....	.39.499	Zurich Insurance Group Ltd.	12
		.00000					Jewell Insurance Agency LtdGBR	OTH	Woodstock Insurance Brokers Limited	Ownership.....	.100.000	Zurich Insurance Group Ltd.	12
		.00000					JFS/ZSF 1997 L.P.DE	OTH	Zurich Structured Finance, Inc.	Ownership.....	.99.000	Zurich Insurance Group Ltd.	12
		.00000					JFS/ZSF 1998, L.P.DE	OTH	Zurich Structured Finance, Inc.	Ownership.....	.99.000	Zurich Insurance Group Ltd.	12
		.00000					Kansas City Office LPDE	OTH	Zurich Structured Finance, Inc.	Ownership.....	.99.000	Zurich Insurance Group Ltd.	12
		.00000					Kansas Office MGP, LLCDE	OTH	Zurich Structured Finance, Inc.	Ownership.....	.99.000	Zurich Insurance Group Ltd.	12
		.00000					Kansas Office MGP, LLCDE	OTH	Kansas Office MGP Manager, Inc.	Ownership.....	.1.000	Zurich Insurance Group Ltd.	12
		.00000					Kansas Office MGP Manager, Inc.DE	OTH	Zurich Structured Finance, Inc.	Ownership.....	.100.000	Zurich Insurance Group Ltd.	12
		.00000					Kennet Road 1 UK LimitedGBR	OTH	Zurich Assurance Ltd	Ownership.....	.100.000	Zurich Insurance Group Ltd.	12
		.00000					Kennet Road 2 UK LimitedGBR	OTH	Zurich Assurance Ltd	Ownership.....	.100.000	Zurich Insurance Group Ltd.	12
		.00000					KLMLP 2, LLCDE	OTH	KLMLP, L.P.	Ownership.....	.100.000	Zurich Insurance Group Ltd.	12
		.00000					KLMLP 3, LLCDE	OTH	KLMLP 2, LLC	Ownership.....	.100.000	Zurich Insurance Group Ltd.	12
		.00000					KLMLP, L.P.DE	OTH	Zurich American Corporation	Ownership.....	.75.000	Zurich Insurance Group Ltd.	12
		.00000					L&L PARK 80 INVESTORS LLCDE	OTH	ZI PARK 80 WEST LLC	Ownership.....	.90.000	Zurich Insurance Group Ltd.	12
		.00000					LA Office 1, LLCDE	OTH	ZREC, LLC	Ownership.....	.100.000	Zurich Insurance Group Ltd.	12
										Farmers New World Life Insurance Company				
.0212	Zurich Ins Group12888	20-5623867				Leschi Life Assurance CompanySC	OTH		Ownership.....	.100.000	Zurich Insurance Group Ltd.	11
		.00000					Logobrook LimitedGBR	OTH	Zurich Assurance Ltd	Ownership.....	.100.000	Zurich Insurance Group Ltd.	12
		.00000					Manon Vision Co., Ltd.THA	OTH	Centre Group Holdings Limited	Ownership.....	.0.001	Zurich Insurance Group Ltd.	12
		.00000					Manon Vision Co., Ltd.THA	OTH	CMSH Limited	Ownership.....	.0.001	Zurich Insurance Group Ltd.	12
		.00000					Manon Vision Co., Ltd.THA	OTH	Zurich Versicherungs-Gesellschaft AG	Ownership.....	.99.999	Zurich Insurance Group Ltd.	12
.0212	Zurich U.S. Insurance Pool Group19356	52-0403120				Maryland Casualty CompanyMD	OTH	Zurich American Insurance Company	Ownership.....	.100.000	Zurich Insurance Group Ltd.	12
		.00000					Maunaula Associates, Inc.HI	OTH	Zurich American Corporation	Ownership.....	.100.000	Zurich Insurance Group Ltd.	12
										Zurich Insurance Company South Africa				
		.00000					Mauritian Eagle Insurance Company LimitedMUS	OTH	Limited	Ownership.....	.15.000	Zurich Insurance Group Ltd.	12
		.00000					MCIS Zurich Insurance BerhadMYS	OTH	Zurich Asia Holdings Ltd.	Ownership.....	.40.000	Zurich Insurance Group Ltd.	12
		.00000					Medidata AGCHE	OTH	Zurich Versicherungs-Gesellschaft AG	Ownership.....	.8.852	Zurich Insurance Group Ltd.	12
		.00000					Mentionland LimitedGBR	OTH	Zurich Assurance Ltd	Ownership.....	.100.000	Zurich Insurance Group Ltd.	12
		.00000					Meritclass Investments LimitedGBR	OTH	Zurich Assurance Ltd	Ownership.....	.100.000	Zurich Insurance Group Ltd.	12
		.00000					MI Administrators, LLCDE	OTH	FIG Leasing Co., Inc.	Ownership.....	.100.000	Zurich Insurance Group Ltd.	11
		.00000					Minas Brasil Promotora de Servicos S/ABRA	OTH	Zurich Minas Brasil Seguros S.A.,	Ownership.....	.100.000	Zurich Insurance Group Ltd.	12
		.00000					MSHQ, LLCDE	OTH	JFS/ZSF 1998, L.P.	Ownership.....	.100.000	Zurich Insurance Group Ltd.	12
		.00000					Navigators and General Insurance Company LimitedGBR	OTH	Zurich Insurance plc	Ownership.....	.100.000	Zurich Insurance Group Ltd.	12
		.00000					Nearheath LimitedGBR	OTH	Zurich Assurance Ltd	Ownership.....	.100.000	Zurich Insurance Group Ltd.	12
		.00000					NK Zurich Risk Service Co., Ltd.JPN	OTH	Zurich Insurance Company Limited	Ownership.....	.10.000	Zurich Insurance Group Ltd.	12
.0212	Zurich U.S. Insurance Pool Group19372	13-5283360				Northern Insurance Company of New YorkNY	OTH	Maryland Casualty Company	Ownership.....	.100.000	Zurich Insurance Group Ltd.	12
		.00000					Oldco B Member Holdings, LLCDE	OTH	Centre Group Holdings (U.S.) Limited	Ownership.....	.100.000	Zurich Insurance Group Ltd.	12
		.00000					Omnis Investments LimitedGBR	OTH	Openwork Holdings Limited	Ownership.....	.90.000	Zurich Insurance Group Ltd.	12
		.00000					Openwork Access LimitedGBR	OTH	Openwork Holdings Limited	Ownership.....	.100.000	Zurich Insurance Group Ltd.	12
		.00000					Openwork Holdings LimitedGBR	OTH	Allied Zurich Holdings Limited	Ownership.....	.99.993	Zurich Insurance Group Ltd.	12
		.00000					Openwork Independent Solutions LimitedGBR	OTH	Openwork Holdings Limited	Ownership.....	.100.000	Zurich Insurance Group Ltd.	12
		.00000					Openwork LimitedGBR	OTH	Openwork Holdings Limited	Ownership.....	.100.000	Zurich Insurance Group Ltd.	12

SCHEDULE Y

PART 1A - DETAIL OF INSURANCE HOLDING COMPANY SYSTEM

1	2	3	4	5	6	7	8	9	10	11	12	13	14	15
Group Code	Group Name	NAIC Company Code	Federal ID Number	Federal RSSD	CIK	Name of Securities Exchange if Publicly Traded (U.S. or International)	Names of Parent, Subsidiaries Or Affiliates	Domi-ciliary Loca-tion	Relation-ship to Reporting Entity	Directly Controlled by (Name of Entity/Person)	Type of Control (Ownership, Board, Management, Attorney-in-Fact, Influence, Other)	If Control is Ownership Provide Percentage	Ultimate Controlling Entity(ies)/Person(s)	*
		.00000	98-0172213				Openwork Market Solutions LimitedGBR	OTH.....	Openwork Holdings Limited	Ownership.....	.100.000	Zurich Insurance Group Ltd.	12
		.00000					Openwork Services LimitedGBR	OTH.....	Openwork Holdings Limited	Ownership.....	.100.000	Zurich Insurance Group Ltd.	12
		.00000					Orange Stone ReinsuranceJRL	OTH.....	Crown Management Services Limited	Ownership.....	.100.000	Zurich Insurance Group Ltd.	12
		.00000					Orion Rechtsschutz-Versicherung AGCHE	OTH.....	Zurich Versicherungs-Gesellschaft AG	Ownership.....	.78.000	Zurich Insurance Group Ltd.	12
		.00000					Parcelgate LimitedGBR	OTH.....	Zurich Assurance Ltd	Ownership.....	.100.000	Zurich Insurance Group Ltd.	12
		.00000					Perils AGCHE	OTH.....	Zurich Versicherungs-Gesellschaft AG	Ownership.....	.11.111	Zurich Insurance Group Ltd.	12
		.00000					Philadelphia Office MGP, LLCDE	OTH.....	Zurich Structured Finance, Inc.	Ownership.....	.99.000	Zurich Insurance Group Ltd.	12
		.00000					Prematic Service Corporation (California)CA	OTH.....	Farmers Group, Inc.	Ownership.....	.100.000	Zurich Insurance Group Ltd.	11
		.00000					Prematic Service Corporation (Nevada)NV	OTH.....	Prematic Service Corporation (California)	Ownership.....	.100.000	Zurich Insurance Group Ltd.	11
		.00000	AA-5360007				Protektor Lebensversicherungs-AGDEU	OTH.....	Zurich Deutscher Herold	Ownership.....	.5.158	Zurich Insurance Group Ltd.	12
		.00000					PT Zurich Insurance IndonesiaIDN	OTH.....	Lebensversicherung Aktiengesellschaf	Ownership.....	.4.312	Zurich Insurance Group Ltd.	12
		.00000					PT Zurich Insurance IndonesiaIDN	OTH.....	Zurich Asia Holdings Ltd.	Ownership.....	.91.516	Zurich Insurance Group Ltd.	12
		.00000					PT Zurich Topas LifeIDN	OTH.....	Zurich Versicherungs-Gesellschaft AG	Ownership.....	.80.000	Zurich Insurance Group Ltd.	12
		.00000					Raleigh/Durham Offices, L.P.DE	OTH.....	Zurich Versicherungs-Gesellschaft AG	Ownership.....	.99.000	Zurich Insurance Group Ltd.	12
		.00000					Real Garant Espana S.L.ESP	OTH.....	Zurich Structured Finance, Inc.	Ownership.....	.99.000	Zurich Insurance Group Ltd.	12
		.00000					Real Garant Espana S.L.ESP	OTH.....	Real Garant GmbH Garantiesysteme	Ownership.....	.100.000	Zurich Insurance Group Ltd.	12
		.00000					Real Garant GmbH GarantiesystemeDEU	OTH.....	Real Garant Versicherung	Ownership.....	.100.000	Zurich Insurance Group Ltd.	12
		.00000					Real Garant VersicherungDEU	OTH.....	Aktiengesellschaft	Ownership.....	.100.000	Zurich Insurance Group Ltd.	12
		.00000					Research Triangle MGP Manager, Inc.DE	OTH.....	Zurich Beteiligungs-Aktiengesellschaft (Deutschland)	Ownership.....	.100.000	Zurich Insurance Group Ltd.	12
		.00000					Research Triangle Office MGP, LLCDE	OTH.....	Zurich Structured Finance, Inc.	Ownership.....	.100.000	Zurich Insurance Group Ltd.	12
		.00000					Research Triangle Office MGP, LLCDE	OTH.....	Zurich Structured Finance, Inc.	Ownership.....	.99.000	Zurich Insurance Group Ltd.	12
		.00000					Riverside One LimitedGBR	OTH.....	Research Triangle MGP Manager, Inc.	Ownership.....	.1.000	Zurich Insurance Group Ltd.	12
		.00000					SA Fire House LimitedZAF	OTH.....	7IM Holdings Limited	Ownership.....	.100.000	Zurich Insurance Group Ltd.	12
		.00000					Sackville Street LimitedGBR	OTH.....	Zurich Versicherungs-Gesellschaft AG	Ownership.....	.100.000	Zurich Insurance Group Ltd.	12
		.00000					Sacramento Office MGP, LLCDE	OTH.....	Zurich Financial Services (UKISA)	Ownership.....	.100.000	Zurich Insurance Group Ltd.	12
		.00000					Santander Rio Seguros S.A.ARG	OTH.....	Limited	Ownership.....	.99.000	Zurich Insurance Group Ltd.	12
		.00000					Santander Rio Seguros S.A.ARG	OTH.....	Inversiones ZS America SpA	Ownership.....	.4.000	Zurich Insurance Group Ltd.	12
		.00000					Santander Seguros Sociedad AnónimaURY	OTH.....	Zurich Santander Insurance America, S.L.	Ownership.....	.96.000	Zurich Insurance Group Ltd.	12
		.00000					SARL MarofinacMAR	OTH.....	Zurich Santander Insurance America, S.L.	Ownership.....	.100.000	Zurich Insurance Group Ltd.	12
		.00000					Saudi National Insurance CompanyBHR	OTH.....	Zurich Versicherungs-Gesellschaft AG	Ownership.....	.100.000	Zurich Insurance Group Ltd.	12
		.00000					Sceptre Trust LimitedBHS	OTH.....	Zurich Insurance Services (Middle East) EC	Ownership.....	.5.000	Zurich Insurance Group Ltd.	12
		.00000					SEA APARTMENT 1, LLCDE	OTH.....	Eagle Star Holdings Limited	Ownership.....	.0.000	Zurich Insurance Group Ltd.	12
		.00000					SEA APARTMENT 2, LLCDE	OTH.....	Eagle Star Insurance Company Limited	Ownership.....	.100.000	Zurich Insurance Group Ltd.	12
		.00000					Seabrook Warehouse LPDE	OTH.....	ZREC, LLC	Ownership.....	.100.000	Zurich Insurance Group Ltd.	12
		.00000					Seabrook Warehouse MGP, LLCDE	OTH.....	ZREC, LLC	Ownership.....	.100.000	Zurich Insurance Group Ltd.	12
		.00000					Seabrook Warehouse MGP, LLCDE	OTH.....	Zurich Structured Finance, Inc.	Ownership.....	.99.000	Zurich Insurance Group Ltd.	12
		.00000					Seabrook Warehouse MGP Manager, Inc.DE	OTH.....	Zurich Structured Finance, Inc.	Ownership.....	.99.000	Zurich Insurance Group Ltd.	12
		.00000					Serviaide Assistencia e Servicos, Lda.PRT	OTH.....	Seabrook Warehouse MGP Manager, Inc.	Ownership.....	.1.000	Zurich Insurance Group Ltd.	12
		.00000					Serviaide Assistencia e Servicos, Lda.PRT	OTH.....	Zurich Structured Finance, Inc.	Ownership.....	.100.000	Zurich Insurance Group Ltd.	12
		.00000					Serviaide, S.A. - Sociedad UnipersonalESP	OTH.....	AIDE Asistencia Seguros y Reaseguros, S.A. - Sociedad Uniper	Ownership.....	.95.000	Zurich Insurance Group Ltd.	12
		.00000					Serviaide, S.A. - Sociedad UnipersonalESP	OTH.....	Serviaide, S.A. - Sociedad Unipersonal	Ownership.....	.5.000	Zurich Insurance Group Ltd.	12
		.00000					Serviaide, S.A. - Sociedad UnipersonalESP	OTH.....	AIDE Asistencia Seguros y Reaseguros, S.A. - Sociedad Uniper	Ownership.....	.100.000	Zurich Insurance Group Ltd.	12
		.00000					Serviaide, S.A. - Sociedad UnipersonalESP	OTH.....	Serviaide, S.A. - Sociedad Unipersonal	Ownership.....	.100.000	Zurich Insurance Group Ltd.	12
		.00000					Serviaide, S.A. - Sociedad UnipersonalESP	OTH.....	Serviaide, S.A. - Sociedad Unipersonal	Ownership.....	.100.000	Zurich Insurance Group Ltd.	12

ANNUAL STATEMENT FOR THE YEAR 2013 OF THE Bristol West Casualty Insurance Company

SCHEDULE Y

PART 1A - DETAIL OF INSURANCE HOLDING COMPANY SYSTEM

1	2	3	4	5	6	7	8	9	10	11	12	13	14	15
Group Code	Group Name	NAIC Company Code	Federal ID Number	Federal RSSD	CIK	Name of Securities Exchange if Publicly Traded (U.S. or International)	Names of Parent, Subsidiaries Or Affiliates	Domi-ciliary Loca-tion	Relation-ship to Reporting Entity	Directly Controlled by (Name of Entity/Person)	Type of Control (Ownership, Board, Management, Attorney-in-Fact, Influence, Other)	If Control is Ownership Provide Percent-age	Ultimate Controlling Entity(ies)/Person(s)	*
		..00000					Servizurich S.A. – Sociedad Unipersonal	.ESP	OTH	Zurich Insurance plc, Sucursal en Espana	Ownership	..100.000	Zurich Insurance Group Ltd.	..12
		..00000					Seven Investment Management LLP	.GBR	OTH	7IM Holdings Limited	Ownership	..65.000	Zurich Insurance Group Ltd.	..12
		..00000	46-4095281				SF INDUSTRIAL 1, LLC	.DE	OTH	FLREC, LLC	Ownership	..100.000	Zurich Insurance Group Ltd.	..11
		..00000					SF Office 1, LLC	.DE	OTH	ZREC, LLC	Ownership	..100.000	Zurich Insurance Group Ltd.	..12
		..00000					SF Office 2, LLC	.DE	OTH	ZREC, LLC	Ownership	..100.000	Zurich Insurance Group Ltd.	..12
		..00000					Shire Park Limited	.GBR	OTH	Zurich Assurance Ltd	Ownership	..12.419	Zurich Insurance Group Ltd.	..12
		..00000					Societe Continentale d'Investissement Immobilier SA	.FRA	OTH	Zurich Assurance Ltd	Ownership	..100.000	Zurich Insurance Group Ltd.	..12
		..00000					South African Nucleare Pool Administrators (Property) Limite	.ZAF	OTH	Zurich Insurance Company South Africa Limited	Ownership	..25.000	Zurich Insurance Group Ltd.	..12
		..00000	06-1313326				South County Services Co., Inc.	.NY	OTH	Sterling Forest LLC	Ownership	..100.000	Zurich Insurance Group Ltd.	..12
..0212	Zurich U.S. Insurance Pool Group	..26387	52-0981481				Steadfast Insurance Company	.DE	OTH	Zurich American Insurance Company	Ownership	..100.000	Zurich Insurance Group Ltd.	..12
		..00000					Steadfast Santa Clarita Holdings LLC	.DE	OTH	Steadfast Insurance Company	Ownership	..100.000	Zurich Insurance Group Ltd.	..12
		..00000	36-4233459				Sterling Forest LLC	.DE	OTH	Zurich American Insurance Company	Ownership	..99.934	Zurich Insurance Group Ltd.	..12
		..00000					Sterling ISA Managers (Nominees) Limited	.GBR	OTH	Sterling ISA Managers Limited	Ownership	..100.000	Zurich Insurance Group Ltd.	..12
		..00000					Sterling ISA Managers Limited	.GBR	OTH	Zurich Financial Services (UKISA) Limited	Ownership	..100.000	Zurich Insurance Group Ltd.	..12
		..00000					Sunley Homes Limited	.GBR	OTH	Zurich Insurance plc	Ownership	..100.000	Zurich Insurance Group Ltd.	..12
		..00000					Swaziland Royal Insurance Corporation	.SWZ	OTH	Zurich Insurance Company South Africa Limited	Ownership	..9.000	Zurich Insurance Group Ltd.	..12
		..00000					Swiss Insurance Management (Hong Kong) Limited	.HKG	OTH	Zurich Insurance Holdings (Hong Kong) Limited	Ownership	..99.505	Zurich Insurance Group Ltd.	..12
		..00000					Swiss Insurance Management (Hong Kong) Limited	.HKG	OTH	Zurich Services (Hong Kong) Limited	Ownership	..0.495	Zurich Insurance Group Ltd.	..12
		..00000					TCS Loss Adjusters Limited	.GBR	OTH	Endsleigh Insurance Services Limited	Ownership	..100.000	Zurich Insurance Group Ltd.	..12
		..00000					TDG Tele Dienste GmbH	.DEU	OTH	Zurich Beteiligungs-Aktiengesellschaft (Deutschland)	Ownership	..100.000	Zurich Insurance Group Ltd.	..12
		..00000					Techlink Interactive Limited	.GBR	OTH	Technical Connection Limited	Ownership	..100.000	Zurich Insurance Group Ltd.	..12
		..00000					Technical Connection Limited	.GBR	OTH	Zurich Employment Services Limited	Ownership	..51.000	Zurich Insurance Group Ltd.	..12
		..00000					The Liverpool Reversionary Company Limited	.GBR	OTH	Eagle Star Insurance Company Limited	Ownership	..100.000	Zurich Insurance Group Ltd.	..12
		..00000					The Trust Company of Scotland Limited	.GBR	OTH	Zurich Insurance plc	Ownership	..100.000	Zurich Insurance Group Ltd.	..12
		..00000	36-3839542				The Zurich Services Corporation	.IL	OTH	Zurich Holding Company of America, Inc.	Ownership	..100.000	Zurich Insurance Group Ltd.	..12
		..00000					TopReport Schadenbesichtigungs GmbH	.AUT	OTH	Zurich Versicherungs-Aktiengesellschaft Zurich Insurance Company Ltd –	Ownership	..14.286	Zurich Insurance Group Ltd.	..12
		..00000					Toscana Uno SRL	.ITA	OTH	Rappresentanza Generale per l	Ownership	..50.000	Zurich Insurance Group Ltd.	..12
		..00000	95-2670330				Truck Underwriters Association	.CA	OTH	Farmers Group, Inc.	Ownership	..100.000	Zurich Insurance Group Ltd.	..12
		..00000					Turegum Immobilien AG	.CHE	OTH	Zurich Versicherungs-Gesellschaft AG	Ownership	..100.000	Zurich Insurance Group Ltd.	..12
..0212	Zurich U.S. Insurance Pool Group	..41181	43-1249228				Universal Underwriters Insurance Company	.IL	OTH	Zurich American Insurance Company	Ownership	..100.000	Zurich Insurance Group Ltd.	..12
..0212	Zurich U.S. Insurance Pool Group	..70173	43-0824418				Universal Underwriters Life Insurance Company	.KS	OTH	Universal Underwriters Insurance Company	Ownership	..100.000	Zurich Insurance Group Ltd.	..12
..0212	Zurich U.S. Insurance Pool Group	..40843	36-3139101				Universal Underwriters of Texas Insurance Company	.IL	OTH	Universal Underwriters Insurance Company	Ownership	..100.000	Zurich Insurance Group Ltd.	..12
		..00000	43-1269296				Universal Underwriters Service Corporation	.MO	OTH	Zurich Holding Company of America, Inc.	Ownership	..100.000	Zurich Insurance Group Ltd.	..12
		..00000	26-1282208				Vehicle Dealer Solutions, Inc.	.FL	OTH	The Zurich Services Corporation	Ownership	..100.000	Zurich Insurance Group Ltd.	..12
		..00000					Winn-Dixie MGP Manager, Inc.	.DE	OTH	Zurich Structured Finance, Inc.	Ownership	..100.000	Zurich Insurance Group Ltd.	..12
		..00000					Women on Wheels Limited	.GBR	OTH	Endsleigh Insurance Services Limited	Ownership	..100.000	Zurich Insurance Group Ltd.	..12
		..00000					Woodstock Insurance Brokers Limited	.GBR	OTH	Endsleigh Insurance Services Limited	Ownership	..100.000	Zurich Insurance Group Ltd.	..12
		..00000					World Travel Protection Canada Inc.	.CAN	OTH	Zurich Canadian Holdings Limited	Ownership	..100.000	Zurich Insurance Group Ltd.	..12

SCHEDULE Y
PART 1A - DETAIL OF INSURANCE HOLDING COMPANY SYSTEM

1	2	3	4	5	6	7	8	9	10	11	12	13	14	15
Group Code	Group Name	NAIC Company Code	Federal ID Number	Federal RSSD	CIK	Name of Securities Exchange if Publicly Traded (U.S. or International)	Names of Parent, Subsidiaries Or Affiliates	Domi-ciliary Loca-tion	Relation-ship to Reporting Entity	Directly Controlled by (Name of Entity/Person)	Type of Control (Ownership, Board, Management, Attorney-in-Fact, Influence, Other)	If Control is Ownership Provide Percentage	Ultimate Controlling Entity(ies)/Person(s)	*
		.00000					Wren Investments Limited	.GBR	OTH	Zurich Whiteley Trust Limited	Ownership	.100.000	Zurich Insurance Group Ltd.	.12
		.00000					Wrightway Underwriting Limited	.JRL	OTH	Ballykilliane Holdings Limited	Ownership	.100.000	Zurich Insurance Group Ltd.	.12
		.00000					Z flex Gesellschaft fur Personaldienstleistungen mbH	.DEU	OTH	Zurich Beteiligungs-Aktiengesellschaft (Deutschland)	Ownership	.100.000	Zurich Insurance Group Ltd.	.12
		.00000					Z Nominees Limited	.JEY	OTH	Zurich Trust Limited	Ownership	.100.000	Zurich Insurance Group Ltd.	.12
		.00000					Z Secretaries Limited	.JEY	OTH	Zurich Trust Limited	Ownership	.100.000	Zurich Insurance Group Ltd.	.12
		.00000					ZCM (U.S.) Limited	.DE	OTH	ZCM Holdings (Bermuda) Limited	Ownership	.100.000	Zurich Insurance Group Ltd.	.12
		.00000					ZCM Asset Holding Company (Bermuda) Limited	.BMJ	OTH	ZCM Holdings (Bermuda) Limited	Ownership	.100.000	Zurich Insurance Group Ltd.	.12
		.00000					ZCM Holdings (Bermuda) Limited	.BMJ	OTH	CMSH Limited	Ownership	.24.290	Zurich Insurance Group Ltd.	.12
		.00000					ZCM Holdings (Bermuda) Limited	.BMJ	OTH	CMSH Limited	Ownership	.75.710	Zurich Insurance Group Ltd.	.12
		.00000					ZCM Matched Funding Corp.	.CYM	OTH	ZCM (U.S.) Limited	Ownership	.100.000	Zurich Insurance Group Ltd.	.12
		.00000					ZCMC II Holdings Limited	.JRL	OTH	ZCM Asset Holding Company (Bermuda) Limited	Ownership	.0.200	Zurich Insurance Group Ltd.	.12
		.00000					ZCMC II Holdings Limited	.JRL	OTH	Zurich Financial Services EUB Holdings Limited	Ownership	.99.800	Zurich Insurance Group Ltd.	.12
		.00000					Zebra Property Fund I, LP	.DE	OTH	Zurich Holding Company of America, Inc.	Ownership	.100.000	Zurich Insurance Group Ltd.	.12
		.00000	81-0680889				ZFS Finance (USA) LLC II	.DE	OTH	Zurich Holding Company of America, Inc.	Ownership	.100.000	Zurich Insurance Group Ltd.	.12
		.00000	77-0684542				ZFS Finance (USA) LLC V	.DE	OTH	Zurich Holding Company of America, Inc.	Ownership	.100.000	Zurich Insurance Group Ltd.	.12
		.00000	20-5900744				ZFUS Services, LLC	.DE	OTH	Zurich Holding Company of America, Inc.	Ownership	.100.000	Zurich Insurance Group Ltd.	.12
		.00000					ZGEE3 Limited	.GBR	OTH	Zurich Insurance Company (U.K.) Limited	Ownership	.100.000	Zurich Insurance Group Ltd.	.12
		.00000					ZI Park 80 West LLC	.DE	OTH	Zurich American Insurance Company	Ownership	.100.000	Zurich Insurance Group Ltd.	.12
		.00000	02-0802795				ZNA Services, LLC	.DE	OTH	ZFUS Services, LLC	Ownership	.100.000	Zurich Insurance Group Ltd.	.12
		.00000					ZPC Capital Limited	.GBR	OTH	Zurich Holdings (UK) Limited	Ownership	.100.000	Zurich Insurance Group Ltd.	.12
		.00000					ZREC, LLC	.DE	OTH	Zurich American Insurance Company	Ownership	.100.000	Zurich Insurance Group Ltd.	.12
		.00000					ZSF 00-1, Inc.	.IL	OTH	CTH Affordable Housing Corporation	Ownership	.100.000	Zurich Insurance Group Ltd.	.12
		.00000					ZSF 02-1, Inc.	.IL	OTH	CTH Affordable Housing Corporation	Ownership	.100.000	Zurich Insurance Group Ltd.	.12
		.00000					ZSF 99-2 Tyler House, Inc.	.IL	OTH	CTH Affordable Housing Corporation	Ownership	.100.000	Zurich Insurance Group Ltd.	.12
		.00000					ZSF 99-3 Aurora, Inc.	.IL	OTH	CTH Affordable Housing Corporation	Ownership	.100.000	Zurich Insurance Group Ltd.	.12
		.00000					ZSF 99-4, Inc.	.IL	OTH	CTH Affordable Housing Corporation	Ownership	.100.000	Zurich Insurance Group Ltd.	.12
		.00000					ZSF Apollo Corporation	.IL	OTH	CTH Affordable Housing Corporation	Ownership	.100.000	Zurich Insurance Group Ltd.	.12
		.00000					ZSF Blairville, Inc.	.IL	OTH	CTH Affordable Housing Corporation	Ownership	.100.000	Zurich Insurance Group Ltd.	.12
		.00000					ZSF Boston Store, Inc.	.IL	OTH	CTH Affordable Housing Corporation	Ownership	.100.000	Zurich Insurance Group Ltd.	.12
		.00000					ZSF Grant Park, Inc.	.IL	OTH	CTH Affordable Housing Corporation	Ownership	.100.000	Zurich Insurance Group Ltd.	.12
		.00000					ZSF Idlewild, Inc.	.IL	OTH	CTH Affordable Housing Corporation	Ownership	.100.000	Zurich Insurance Group Ltd.	.12
		.00000					ZSF Landmark Corporation	.IL	OTH	CTH Affordable Housing Corporation	Ownership	.100.000	Zurich Insurance Group Ltd.	.12
		.00000					ZSF Newport I Corporation	.IL	OTH	CTH Affordable Housing Corporation	Ownership	.100.000	Zurich Insurance Group Ltd.	.12
		.00000					ZSF/Bloomington, LLC	.DE	OTH	Bloomington Office LP	Ownership	.100.000	Zurich Insurance Group Ltd.	.12
		.00000					ZSF / Collierville, LLC	.DE	OTH	Collierville Center, LP	Ownership	.100.000	Zurich Insurance Group Ltd.	.12
		.00000					ZSF/Dallas Tower, LLC	.DE	OTH	Dallas Tower LP	Ownership	.100.000	Zurich Insurance Group Ltd.	.12
		.00000					ZFS/GPC 1, LLC	.DE	OTH	Euclid/GPC 1, Inc.	Ownership		Zurich Insurance Group Ltd.	.12
		.00000					ZFS/GPC 1, LLC	.DE	OTH	Euclid/ZSF LP	Ownership	.100.000	Zurich Insurance Group Ltd.	.12
		.00000					ZSF/GPC 2, LLC	.DE	OTH	Euclid/GPC 2, Inc.	Ownership		Zurich Insurance Group Ltd.	.12
		.00000					ZSF/GPC 2, LLC	.DE	OTH	Euclid/ZSF LP	Ownership	.100.000	Zurich Insurance Group Ltd.	.12
		.00000					ZSF/Kansas, LLC	.DE	OTH	Kansas City Office LP	Ownership	.100.000	Zurich Insurance Group Ltd.	.12
		.00000					ZSF KY Annex, LLC	.DE	OTH	Euclid KY Annex, LP	Ownership	.100.000	Zurich Insurance Group Ltd.	.12
		.00000					ZSF / Office NY, LLC	.DE	OTH	Euclid Office LP	Ownership	.100.000	Zurich Insurance Group Ltd.	.12
		.00000					ZSF / Office NV, LLC	.DE	OTH	Euclid Office LP	Ownership	.100.000	Zurich Insurance Group Ltd.	.12
		.00000					ZSF / Office FL, LLC	.DE	OTH	Euclid Office LP	Ownership	.100.000	Zurich Insurance Group Ltd.	.12
		.00000					ZSF / Office KY, LLC	.DE	OTH	Euclid Office LP	Ownership	.100.000	Zurich Insurance Group Ltd.	.12
		.00000					ZSF/Research Gateway, LLC	.DE	OTH	Raleigh/Durham Offices, L.P.	Ownership	.100.000	Zurich Insurance Group Ltd.	.12

SCHEDULE Y
PART 1A - DETAIL OF INSURANCE HOLDING COMPANY SYSTEM

1	2	3	4	5	6	7	8	9	10	11	12	13	14	15
Group Code	Group Name	NAIC Company Code	Federal ID Number	Federal RSSD	CIK	Name of Securities Exchange if Publicly Traded (U.S. or International)	Names of Parent, Subsidiaries Or Affiliates	Domi-ciliary Loca-tion	Relation-ship to Reporting Entity	Directly Controlled by (Name of Entity/Person)	Type of Control (Ownership, Board, Management, Attorney-in-Fact, Influence, Other)	If Control is Ownership Provide Percentage	Ultimate Controlling Entity(ies)/Person(s)	*
		.00000					ZSF/Seabrook, LLC	.DE	OTH	Seabrook Warehouse LP	Ownership	.100.000	Zurich Insurance Group Ltd.	12
		.00000					ZSF/WD Fitzgerald, LLC	.DE	OTH	Euclid Warehouses LP	Ownership	.100.000	Zurich Insurance Group Ltd.	12
		.00000					ZSF/WD Hammond, LLC	.DE	OTH	Euclid Warehouses LP	Ownership	.100.000	Zurich Insurance Group Ltd.	12
		.00000					ZSF/WD Montgomery 31, LLC	.DE	OTH	Euclid Warehouses LP	Ownership	.100.000	Zurich Insurance Group Ltd.	12
		.00000					ZSF/WD Jacksonville, LLC	.DE	OTH	Euclid Warehouses LP	Ownership	.100.000	Zurich Insurance Group Ltd.	12
		.00000					ZSF/WD Opa Locka, LLC	.DE	OTH	Euclid Warehouses LP	Ownership	.100.000	Zurich Insurance Group Ltd.	12
		.00000					ZSF/WD Orlando, LLC	.DE	OTH	Euclid Warehouses LP	Ownership	.100.000	Zurich Insurance Group Ltd.	12
		.00000	36-3096373				ZSFH LLC	.DE	OTH	Zurich Holding Company of America, Inc.	Ownership	.100.000	Zurich Insurance Group Ltd.	12
		.00000					ZSG Kfz-ZulassungsservicegesmbH	.AUT	OTH	Zurich Versicherungs-Aktiengesellschaft	Ownership	.33.333	Zurich Insurance Group Ltd.	12
		.00000					ZSL Financing Limited	.GBR	OTH	Zurich Holdings (UK) Limited	Ownership	.1.000	Zurich Insurance Group Ltd.	12
		.00000					ZSL Financing Limited	.GBR	OTH	Zurich Specialties London Limited	Ownership	.99.000	Zurich Insurance Group Ltd.	12
		.00000					Zurich - Companhia de Seguros Vida S.A.	.PRT	OTH	Zurich Finanz-Gesellschaft AG	Ownership	.0.000	Zurich Insurance Group Ltd.	12
		.00000					Zurich - Companhia de Seguros Vida S.A.	.PRT	OTH	Zurich Investments Life S.p.A.	Ownership	.0.000	Zurich Insurance Group Ltd.	12
										Zurich Lebensversicherungs-Gesellschaft AG				
		.00000					Zurich - Companhia de Seguros Vida S.A.	.PRT	OTH	Zurich Versicherungs-Gesellschaft AG	Ownership	.100.000	Zurich Insurance Group Ltd.	12
		.00000					Zurich - Companhia de Seguros Vida S.A.	.PRT	OTH	Zurich Vida, Companhia de Seguros y Reaseguros, S.A. - Sociad	Ownership	.0.000	Zurich Insurance Group Ltd.	12
		.00000					Zurich Administradora General de Fondos S.A.	.CHL	OTH	Chilena Consolidada Seguros de Vida S.A.	Ownership	.99.970	Zurich Insurance Group Ltd.	12
		.00000					Zurich Administradora General de Fondos S.A.	.CHL	OTH	Inversiones Suizo Chilena S.A.	Ownership	.0.030	Zurich Insurance Group Ltd.	12
										Zurich Insurance Holdings (Hong Kong) Limited				
		.00000					Zurich Advice Limited	.HKG	OTH	Limited	Ownership	.100.000	Zurich Insurance Group Ltd.	12
		.00000					Zurich Advice Network Limited	.GBR	OTH	Allied Dunbar Assurance plc	Ownership	.100.000	Zurich Insurance Group Ltd.	12
		.00000					Zurich Advisory (HK) Limited	.HKG	OTH	Zurich Assurance Ltd	Ownership	.100.000	Zurich Insurance Group Ltd.	12
		.00000					Zurich AFIN Mexico, S.A. DE C.V.	.MEX	OTH	Zurich Compania de Sefuros, S.A.	Ownership	.0.002	Zurich Insurance Group Ltd.	12
		.00000					Zurich AFIN Mexico, S.A. DE C.V.	.MEX	OTH	Zurich Versicherungs-Gesellschaft AG	Ownership	.99.998	Zurich Insurance Group Ltd.	12
		.00000	04-2126497				Zurich Agency Services Inc.	.MA	OTH	Zurich Holding Company of America, Inc.	Ownership	.100.000	Zurich Insurance Group Ltd.	12
		.00000	86-1164252				Zurich Alternative Asset Management, LLC	.DE	OTH	Zurich Holding Company of America, Inc.	Ownership	.100.000	Zurich Insurance Group Ltd.	12
										Zurich Lebensversicherungs-Gesellschaft Ltda.				
		.00000					Zurich America Latina Serviços Brasil Ltda.	.BRA	OTH	AG	Ownership	.0.010	Zurich Insurance Group Ltd.	12
		.00000					Zurich America Latina Serviços Brasil Ltda.	.BRA	OTH	Zurich Versicherungs-Gesellschaft AG	Ownership	.99.990	Zurich Insurance Group Ltd.	12
		.00000	36-6169781				Zurich American Corporation	.DE	OTH	Zurich Holding Company of America, Inc.	Ownership	.100.000	Zurich Insurance Group Ltd.	12
.0212	Zurich U.S. Insurance Pool Group	.16535	36-4233459				Zurich American Insurance Company	.NY	OTH	Zurich Holding Company of America, Inc.	Ownership	.100.000	Zurich Insurance Group Ltd.	12
.0212	Zurich U.S. Insurance Pool Group	.27855	36-2781080				Zurich American Insurance Company of Illinois	.IL	OTH	American Zurich Insurance Company	Ownership	.100.000	Zurich Insurance Group Ltd.	12
.0212	Zurich Ins Group	.90557	36-3050975		000351754		Zurich American Life Insurance Company	.IL	OTH	Zurich American Corporation	Ownership	.100.000	Zurich Insurance Group Ltd.	12
.0212	Zurich Ins Group	.14178	27-4746162				Zurich American Life Insurance Company of New York	.NY	OTH	Zurich American Life Insurance Company.	Ownership	.100.000	Zurich Insurance Group Ltd.	12
		.00000					Zurich Argentina Cia. de Seguros S.A.	.ARG	OTH	Inversiones Suizo-Argentina S.A.	Ownership	.55.461	Zurich Insurance Group Ltd.	12
		.00000	AA-2130022				Zurich Argentina Cia. de Seguros S.A.	.ARG	OTH	Zurich Versicherungs-Gesellschaft AG	Ownership	.44.536	Zurich Insurance Group Ltd.	12
		.00000	AA-2130022				Zurich Argentina Compania de Seguros de Retiro S.A.	.ARG	OTH	Zurich Argentina Cia. de Seguros S.A.	Ownership	.46.642	Zurich Insurance Group Ltd.	12
		.00000					Zurich Argentina Compania de Seguros de Retiro S.A.	.ARG	OTH	Zurich Versicherungs-Gesellschaft AG	Ownership	.53.358	Zurich Insurance Group Ltd.	12
		.00000					Zurich Asia Holdings Ltd.	.BMU	OTH	Zurich Versicherungs-Gesellschaft AG	Ownership	.100.000	Zurich Insurance Group Ltd.	12
		.00000					Zurich Asset Management Gerente de Fondos Comunes de Inversi	.ARG	OTH	Inversiones Suizo-Argentina S.A.	Ownership	.90.000	Zurich Insurance Group Ltd.	12

SCHEDULE Y
PART 1A - DETAIL OF INSURANCE HOLDING COMPANY SYSTEM

1	2	3	4	5	6	7	8	9	10	11	12	13	14	15
Group Code	Group Name	NAIC Company Code	Federal ID Number	Federal RSSD	CIK	Name of Securities Exchange if Publicly Traded (U.S. or International)	Names of Parent, Subsidiaries Or Affiliates	Domi-ciliary Loca-tion	Relation-ship to Reporting Entity	Directly Controlled by (Name of Entity/Person)	Type of Control (Ownership, Board, Management, Attorney-in-Fact, Influence, Other)	If Control is Ownership Provide Percent-age	Ultimate Controlling Entity(ies)/Person(s)	*
		..00000					Zurich Asset Management Gerente de Fondos	..ARG	..OTH	Isis S.A.	Ownership	..10.000	Zurich Insurance Group Ltd.	..12
		..00000					Comunes de Inversi	..GBR	..OTH	Zurich Assurance Ltd	Ownership	..100.000	Zurich Insurance Group Ltd.	..12
		..00000					Zurich Assurance (2004) plc	..GBR	..OTH	Eagle Star Holdings Limited	Ownership	..100.000	Zurich Insurance Group Ltd.	..12
		..00000					Zurich Assurance Ltd	..MAR	..OTH	SARL Marofinac	Ownership	..30.099	Zurich Insurance Group Ltd.	..12
		..00000					ZURICH Assurances Maroc	..MAR	..OTH	Zurich Versicherungs-Gesellschaft AG	Ownership	..67.627	Zurich Insurance Group Ltd.	..12
		..00000					ZURICH Assurances Maroc			Zurich Financial Services Australia				
		..00000					Zurich Australia Limited	..AUS	..OTH	Limited	Ownership	..100.000	Zurich Insurance Group Ltd.	..12
		..00000	AA-1930995				Zurich Australian Insurance Limited	..AUS	..OTH	Zurich Financial Services Australia	Ownership	..100.000	Zurich Insurance Group Ltd.	..12
		..00000					Zurich Australian Insurance Properties Pty Limited	..AUS	..OTH	Limited	Ownership	..40.000	Zurich Insurance Group Ltd.	..12
		..00000					Zurich Australian Insurance Properties Pty Limited	..AUS	..OTH	Zurich Australia Limited	Ownership	..60.000	Zurich Insurance Group Ltd.	..12
		..00000					Zurich Australian Superannuation Pty Limited	..AUS	..OTH	Zurich Australian Insurance Limited	Ownership	..100.000	Zurich Insurance Group Ltd.	..12
		..00000					Zurich Bank International Limited	..GBR	..OTH	Limited	Ownership	..100.000	Zurich Insurance Group Ltd.	..12
		..00000	13-4186554				Zurich Benefit Finance LLC	..DE	..OTH	Dunbar Assets Ireland	Ownership	..100.000	Zurich Insurance Group Ltd.	..12
		..00000					Zurich Beteiligungs-Aktiengesellschaft (Deutschland)	..DEU	..OTH	Zurich Holding Company of America, Inc.	Ownership	..100.000	Zurich Insurance Group Ltd.	..12
		..00000					Zurich Beteiligungs-Aktiengesellschaft (Deutschland)	..DEU	..OTH	Zurich IT Service AG Niederlassung fur Deutschland	Ownership	..82.617	Zurich Insurance Group Ltd.	..12
		..00000					Zurich Building Control Services Limited	..GBR	..OTH	Zurich Leben Service AG Niederlassung fur Deutschland	Ownership	..17.383	Zurich Insurance Group Ltd.	..12
		..00000								Zurich Holdings (UK) Limited	Ownership	..100.000	Zurich Insurance Group Ltd.	..12
		..00000					Zurich Canadian Holdings Limited	..CAN	..OTH	Zurich Insurance Company Ltd, Canadian Branch	Ownership	..68.819	Zurich Insurance Group Ltd.	..12
		..00000					Zurich Canadian Holdings Limited	..CAN	..OTH	Zurich Versicherungs-Gesellschaft AG	Ownership	..31.181	Zurich Insurance Group Ltd.	..12
		..00000					Zurich Brasil Capitalizacao S.A	..BRA	..OTH	Zurich Versicherungs-Gesellschaft AG	Ownership	..100.000	Zurich Insurance Group Ltd.	..12
		..00000			0001028769		Zurich Capital Markets Inc.	..DE	..OTH	ZCM (U.S.) Limited	Ownership	..100.000	Zurich Insurance Group Ltd.	..12
		..00000					Zurich Community Trust (UK) Limited	..GBR	..OTH	Zurich Financial Services (UKISA) Limited	Ownership	..50.000	Zurich Insurance Group Ltd.	..12
		..00000					Zurich Community Trust (UK) Limited	..GBR	..OTH	Zurich Financial Services (UKISA) Nominees Limited	Ownership	..50.000	Zurich Insurance Group Ltd.	..12
		..00000					Zurich Compania de Reaseguros Argentina S.A.	..ARG	..OTH	Zurich Versicherungs-Gesellschaft AG	Ownership	..5.000	Zurich Insurance Group Ltd.	..12
		..00000					Zurich Compania de Reaseguros Argentina S.A.	..ARG	..OTH	Inversiones Suizo-Argentina S.A.	Ownership	..95.000	Zurich Insurance Group Ltd.	..12
		..00000					Zurich, Compania de Seguros, S.A.	..MEX	..OTH	Zurich Versicherungs-Gesellschaft AG	Ownership	..99.883	Zurich Insurance Group Ltd.	..12
		..00000					Zurich Computer Services Limited	..GBR	..OTH	Allied Dunbar Assurance plc	Ownership	..100.000	Zurich Insurance Group Ltd.	..12
		..00000					Zurich Consortium Societa Consortile a Responsabilita Limit	..ITA	..OTH	Zurich Insurance plc - Rappresentanza Generale per l'Italia	Ownership	..99.950	Zurich Insurance Group Ltd.	..12
		..00000					Zurich Consortium Societa Consortile a Responsabilita Limit	..ITA	..OTH	Limited	Ownership	..0.010	Zurich Insurance Group Ltd.	..12
		..00000					Zurich Consortium Societa Consortile a Responsabilita Limit	..ITA	..OTH	Zurich Investments Life S.p.A.	Ownership	..0.010	Zurich Insurance Group Ltd.	..12
		..00000					Zurich Consortium Societa Consortile a Responsabilita Limit	..ITA	..OTH	Zurich Life and Pensions S.p.A.	Ownership	..0.010	Zurich Insurance Group Ltd.	..12
		..00000					Zurich Consortium Societa Consortile a Responsabilita Limit	..ITA	..OTH	Zurich Life Assurance plc - Rappresentanza Generale per l'It	Ownership	..0.010	Zurich Insurance Group Ltd.	..12
		..00000					Zurich Consortium Societa Consortile a Responsabilita Limit	..ITA	..OTH	Limited	Ownership	..0.010	Zurich Insurance Group Ltd.	..12
		..00000					Zurich Consortium Societa Consortile a Responsabilita Limit	..ITA	..OTH	Zuritel S.p.A.	Ownership	..0.010	Zurich Insurance Group Ltd.	..12

SCHEDULE Y

PART 1A - DETAIL OF INSURANCE HOLDING COMPANY SYSTEM

1	2	3	4	5	6	7	8	9	10	11	12	13	14	15
Group Code	Group Name	NAIC Company Code	Federal ID Number	Federal RSSD	CIK	Name of Securities Exchange if Publicly Traded (U.S. or International)	Names of Parent, Subsidiaries Or Affiliates	Domi-ciliary Loca-tion	Relation-ship to Reporting Entity	Directly Controlled by (Name of Entity/Person)	Type of Control (Ownership, Board, Management, Attorney-in-Fact, Influence, Other)	If Control is Ownership Provide Percentage	Ultimate Controlling Entity(ies)/Person(s)	*
		..00000					Zurich Consultancy Limited	..HKG	..OTH	Zurich Insurance Holdings (Hong Kong) Limited	Ownership	..100.000	Zurich Insurance Group Ltd.	..12
		..00000					Zurich Consultoria de Riesgos, C.A.	..VEN	..OTH	Zurich Seguros, S.A.	Ownership	..99.990	Zurich Insurance Group Ltd.	..12
		..00000					Zurich Corredora de Bolsa S.A.	..CHL	..OTH	Inversiones Suizo Chilena S.A.	Ownership	..99.000	Zurich Insurance Group Ltd.	..12
		..00000					Zurich Corredora de Bolsa S.A.	..CHL	..OTH	Zurich Investments Chile S.A.	Ownership	..1.000	Zurich Insurance Group Ltd.	..12
										Zurich Global Investment Management Inc.				
		..00000	36-4412924				Zurich CZI Management Holding Ltd.	..DE	..OTH		Ownership	..100.000	Zurich Insurance Group Ltd.	..12
		..00000					Zurich Deutscher Herold Lebensversicherung Aktiengesellschaf	..DEU	..OTH	Deutscher Herold Aktiengesellschaft	Ownership	..67.540	Zurich Insurance Group Ltd.	..12
		..00000					Zurich Deutscher Herold Lebensversicherung Aktiengesellschaf	..DEU	..OTH	Zurich Beteiligungs-Aktiengesellschaft (Deutschland)	Ownership	..32.460	Zurich Insurance Group Ltd.	..12
		..00000					Zurich Direct Agency Limited	..HKG	..OTH	Zurich Advice Limited	Ownership	..100.000	Zurich Insurance Group Ltd.	..12
		..00000	95-4773780				Zurich E&S Insurance Brokerage, Inc.	..CA	..OTH	Zurich American Insurance Company	Ownership	..100.000	Zurich Insurance Group Ltd.	..12
		..00000					Zurich Employment Services Limited	..GBR	..OTH	Zurich Financial Services (UKISA) Limited	Ownership	..100.000	Zurich Insurance Group Ltd.	..12
		..00000					Zurich Eurolife S.A.	..LUX	..OTH	Zurich Lebensversicherungs-Gesellschaft AG	Ownership	..90.000	Zurich Insurance Group Ltd.	..12
		..00000					Zurich Eurolife S.A.	..LUX	..OTH	Zurich Versicherungs-Gesellschaft AG	Ownership	..10.000	Zurich Insurance Group Ltd.	..12
		..00000					Zurich Finance (Bermuda) Ltd.	..BMU	..OTH	Zurich Versicherungs-Gesellschaft AG	Ownership	..100.000	Zurich Insurance Group Ltd.	..12
		..00000					Zurich Finance (Bermuda) Ltd.			Zurich Lebensversicherungs-Gesellschaft AG				
		..00000					Zurich Finance (Luxembourg) S.A.	..LUX	..OTH	Zurich Versicherungs-Gesellschaft AG	Ownership	..0.081	Zurich Insurance Group Ltd.	..12
		..00000					Zurich Finance (Luxembourg) S.A.	..LUX	..OTH	Zurich Versicherungs-Gesellschaft AG	Ownership	..99.919	Zurich Insurance Group Ltd.	..12
		..00000					Zurich Finance (UK) plc	..GBR	..OTH	Zurich Financial Services (UKISA) Limited	Ownership	..99.998	Zurich Insurance Group Ltd.	..12
		..00000					Zurich Finance (UK) plc	..GBR	..OTH	Zurich Financial Services (UKISA) Nominees Limited	Ownership	..0.002	Zurich Insurance Group Ltd.	..12
		..00000	36-4228642				Zurich Finance (USA), Inc.	..DE	..OTH	Zurich Holding Company of America, Inc.	Ownership	..100.000	Zurich Insurance Group Ltd.	..12
		..00000					Zurich Financial Management Limited	..GBR	..OTH	Allied Dunbar Assurance plc	Ownership	..100.000	Zurich Insurance Group Ltd.	..12
		..00000					Zurich Financial Services (Channel Islands) Limited	..JEY	..OTH	Zurich Financial Services (UKISA) Limited	Ownership	..99.909	Zurich Insurance Group Ltd.	..12
		..00000					Zurich Financial Services (Channel Islands) Limited	..JEY	..OTH	Zurich Financial Services (UKISA) Nominees Limited	Ownership	..0.091	Zurich Insurance Group Ltd.	..12
		..00000					Zurich Financial Services (Isle of Man) Group Services Limit	..GBR	..OTH	Zurich Versicherungs-Gesellschaft AG	Ownership	..100.000	Zurich Insurance Group Ltd.	..12
		..00000					Zurich Financial Services (Isle of Man) Holdings Limited	..GBR	..OTH	Zurich Versicherungs-Gesellschaft AG	Ownership	..100.000	Zurich Insurance Group Ltd.	..12
		..00000					Zurich Financial Services (Isle of Man) Insurance Manager Lt	..GBR	..OTH	Zurich Versicherungs-Gesellschaft AG	Ownership	..100.000	Zurich Insurance Group Ltd.	..12
		..00000					Zurich Financial Services (Isle of Man) Reinsurance Company	..GBR	..OTH	Zurich Financial Services (Isle of Man) Holdings Limited	Ownership	..100.000	Zurich Insurance Group Ltd.	..12
		..00000					Zurich Financial Services (UKISA) Group Services Limited	..GBR	..OTH	Zurich Financial Services (UKISA) Limited	Ownership	..100.000	Zurich Insurance Group Ltd.	..12
		..00000					Zurich Financial Services (UKISA) Limited	..GBR	..OTH	Allied Zurich Holdings Limited	Ownership	..90.316	Zurich Insurance Group Ltd.	..12
		..00000					Zurich Financial Services (UKISA) Limited	..GBR	..OTH	Zurich Insurance plc	Ownership	..9.684	Zurich Insurance Group Ltd.	..12
		..00000					Zurich Financial Services (UKISA) Nominees Limited	..GBR	..OTH	Zurich Financial Services (UKISA) Limited	Ownership	..100.000	Zurich Insurance Group Ltd.	..12
		..00000	AA-1930995				Zurich Financial Services Australia Limited	..AUS	..OTH	Zurich Versicherungs-Gesellschaft AG	Ownership	..100.000	Zurich Insurance Group Ltd.	..12
		..00000					Zurich Financial Services EUB Holdings Limited	..IRL	..OTH	ZCM Holdings (Bermuda) Limited	Ownership	..0.083	Zurich Insurance Group Ltd.	..12

SCHEDULE Y

PART 1A - DETAIL OF INSURANCE HOLDING COMPANY SYSTEM

1	2	3	4	5	6	7	8	9	10	11	12	13	14	15
Group Code	Group Name	NAIC Company Code	Federal ID Number	Federal RSSD	CIK	Name of Securities Exchange if Publicly Traded (U.S. or International)	Names of Parent, Subsidiaries Or Affiliates	Domi-ciliary Loca-tion	Relation-ship to Reporting Entity	Directly Controlled by (Name of Entity/Person)	Type of Control (Ownership, Board, Management, Attorney-in-Fact, Influence, Other)	If Control is Ownership Provide Percentage	Ultimate Controlling Entity(ies)/Person(s)	*
		..00000					Zurich Financial Services EUB Holdings Limited	.JRL	..OTH	Zurich Insurance Group Ltd.	Ownership	..99.917	Zurich Insurance Group Ltd.	..12
		..00000					Zurich Financial Services UK Pension Trustee Limited	.GBR	..OTH	Zurich Financial Services (UKISA) Limited	Ownership	..99.000	Zurich Insurance Group Ltd.	..12
		..00000					Zurich Finanz-Gesellschaft AG	.CHE	..OTH	Zurich Versicherungs-Gesellschaft AG	Ownership	..100.000	Zurich Insurance Group Ltd.	..12
		..00000					Zurich Fondos Mexico, S.A. de C.V.	.MEX	..OTH	Zurich Versicherungs-Gesellschaft AG	Ownership	..99.998	Zurich Insurance Group Ltd.	..12
		..00000					Zurich Fondos Mexico, S.A. de C.V.	.MEX	..OTH	Zurich Vida, Compañía de Seguros, S.A.	Ownership	..0.002	Zurich Insurance Group Ltd.	..12
		..00000	AA-0053640				Zurich F&I Reinsurance T&C Limited	.TCA	..OTH	Zurich Agency Services Inc.	Ownership	..0.001	Zurich Insurance Group Ltd.	..12
		..00000	AA-0053640				Zurich F&I Reinsurance T&C Limited	.TCA	..OTH	Universal Underwriters Service Corporation	Ownership	..100.000	Zurich Insurance Group Ltd.	..12
		..00000					Zurich General Insurance Company (China) Limited	.CHN	..OTH	Zurich Versicherungs-Gesellschaft AG	Ownership	..100.000	Zurich Insurance Group Ltd.	..12
		..00000					Zurich Global Corporate UK Limited	.GBR	..OTH	Zurich Specialities London Limited	Ownership	..100.000	Zurich Insurance Group Ltd.	..12
		..00000	04-3729755				Zurich Global Investment Management Inc.	.DE	..OTH	Zurich Holding Company of America, Inc.	Ownership	..100.000	Zurich Insurance Group Ltd.	..12
		..00000	AA-3190947				Zurich Global, Ltd.	.BMJ	..OTH	Zurich Holding Company of America, Inc.	Ownership	..100.000	Zurich Insurance Group Ltd.	..12
		..00000					Zurich Group Funding Luxembourg S.A.	.LUX	..OTH	Zurich Lebensversicherungs-Gesellschaft AG	Ownership	..0.020	Zurich Insurance Group Ltd.	..12
		..00000					Zurich Group Funding Luxembourg S.A.	.LUX	..OTH	Zurich Versicherungs-Gesellschaft AG	Ownership	..99.980	Zurich Insurance Group Ltd.	..12
		..00000					Zurich Group Pension Services (UK) Ltd	.GBR	..OTH	Zurich Assurance Ltd	Ownership	..100.000	Zurich Insurance Group Ltd.	..12
		..00000					Zurich GSG Limited	.GBR	..OTH	Zurich GSH Limited	Ownership	..100.000	Zurich Insurance Group Ltd.	..12
		..00000					Zurich GSH Limited	.GBR	..OTH	Zurich Holdings (UK) Limited	Ownership	..100.000	Zurich Insurance Group Ltd.	..12
		..00000	36-3096373				Zurich Holding Company of America, Inc.	.DE	..OTH	Crown Management Services Limited	Ownership	..0.820	Zurich Insurance Group Ltd.	..12
		..00000	36-3096373				Zurich Holding Company of America, Inc.	.DE	..OTH	Zurich Versicherungs-Gesellschaft AG	Ownership	..99.180	Zurich Insurance Group Ltd.	..12
		..00000					Zurich Holding Ireland Limited	.JRL	..OTH	Zurich Versicherungs-Gesellschaft AG	Ownership	..100.000	Zurich Insurance Group Ltd.	..12
		..00000					Zurich Holdings (UK) Limited	.GBR	..OTH	Zurich Versicherungs-Gesellschaft AG	Ownership	..100.000	Zurich Insurance Group Ltd.	..12
		..00000					Zurich Immobilien							
		..00000					Liegenschaftsverwaltungs-GesmbH	.AUT	..OTH	Zurich Versicherungs-Gesellschaft AG	Ownership	..100.000	Zurich Insurance Group Ltd.	..12
		..00000					Zurich IMRE AG	.CHE	..OTH	Zurich Versicherungs-Gesellschaft AG	Ownership	..100.000	Zurich Insurance Group Ltd.	..12
		..00000					Zurich Independent Wealth Management Limited	.GBR	..OTH	Allied Dunbar Assurance plc	Ownership	..100.000	Zurich Insurance Group Ltd.	..12
		..00000	AA-5280035				Zurich Insurance (Taiwan) Ltd.	.TWN	..OTH	Zurich Asia Holdings Ltd.	Ownership	..51.101	Zurich Insurance Group Ltd.	..12
		..00000	AA-5280035				Zurich Insurance (Taiwan) Ltd.	.TWN	..OTH	Zurich Versicherungs-Gesellschaft AG	Ownership	..48.625	Zurich Insurance Group Ltd.	..12
		..00000					Zurich Insurance Brokers (Beijing) Company Limited	.CHN	..OTH	Zurich Insurance Holdings (Hong Kong) Limited	Ownership	..24.510	Zurich Insurance Group Ltd.	..12
		..00000					Zurich Insurance Company (U.K.) Limited	.GBR	..OTH	Zurich Versicherungs-Gesellschaft AG	Ownership	..100.000	Zurich Insurance Group Ltd.	..12
		..00000					Zurich Insurance Company Botswana Ltd	.BWA	..OTH	Zurich Insurance Company South Africa Limited	Ownership	..100.000	Zurich Insurance Group Ltd.	..12
		..00000					Zurich Insurance Company Escritorio de Representacao no Bras	.BRA	..OTH	Zurich Versicherungs-Gesellschaft AG	Ownership	..100.000	Zurich Insurance Group Ltd.	..12
		..00000	AA-1460190		000941199		Zurich Insurance Company Ltd.	.RUS	..OTH	Zurich Interholding Limited	Ownership	..100.000	Zurich Insurance Group Ltd.	..12
		..00000					Zurich Insurance Company Ltd., Beijing Representative Office	.CHN	..OTH	Zurich Versicherungs-Gesellschaft AG	Ownership	..100.000	Zurich Insurance Group Ltd.	..12
		..00000					Zurich Insurance Company Ltd., Representative Office Buenos Aires	.ARG	..OTH	Zurich Versicherungs-Gesellschaft AG	Ownership	..100.000	Zurich Insurance Group Ltd.	..12
		..00000					Zurich Insurance Company Ltd., Shanghai Representative Office	.CHN	..OTH	Zurich Versicherungs-Gesellschaft AG	Ownership	..100.000	Zurich Insurance Group Ltd.	..12
		..00000	AA-1990925				Zurich Insurance Company South Africa Limited	.ZAF	..OTH	SA Fire House Limited	Ownership	..58.950	Zurich Insurance Group Ltd.	..12
		..00000			0001127799		Zurich Insurance Group Ltd.	.CHE	..OTH	Board of Directors	Board		Shareholders	
		..00000					Zurich Insurance Holding (Cyprus) Ltd	.CYP	..OTH	Zurich Versicherungs-Gesellschaft AG	Ownership	..100.000	Zurich Insurance Group Ltd.	..12

SCHEDULE Y
PART 1A - DETAIL OF INSURANCE HOLDING COMPANY SYSTEM

1	2	3	4	5	6	7	8	9	10	11	12	13	14	15
Group Code	Group Name	NAIC Company Code	Federal ID Number	Federal RSSD	CIK	Name of Securities Exchange if Publicly Traded (U.S. or International)	Names of Parent, Subsidiaries Or Affiliates	Domi-ciliary Loca-tion	Relation-ship to Reporting Entity	Directly Controlled by (Name of Entity/Person)	Type of Control (Ownership, Board, Management, Attorney-in-Fact, Influence, Other)	If Control is Ownership Provide Percentage	Ultimate Controlling Entity(ies)/Person(s)	*
		..00000					Zurich Insurance Holdings (Hong Kong) Limited	..HKG	..OTH	Zurich Versicherungs-Gesellschaft AG	Ownership	..100.000	Zurich Insurance Group Ltd.	..12
		..00000					Zurich Insurance Malaysia Berhad	..MYS	..OTH	Zurich Versicherungs-Gesellschaft AG	Ownership	..100.000	Zurich Insurance Group Ltd.	..12
		..00000					Zurich Insurance Middle East S.A.L.	..LBN	..OTH	Zurich Versicherungs-Gesellschaft AG	Ownership	..99.541	Zurich Insurance Group Ltd.	..12
		..00000	AA-1780059				Zurich Insurance plc	..IRL	..OTH	Zurich Beteiligungs-Aktiengesellschaft (Deutschland)	Ownership	..25.074	Zurich Insurance Group Ltd.	..8
		..00000	AA-1780059				Zurich Insurance plc	..IRL	..OTH	Zurich Holding Ireland Limited	Ownership	..70.405	Zurich Insurance Group Ltd.	..8
		..00000	AA-1780059				Zurich Insurance plc	..IRL	..OTH	Zurich Insurance Company Ltd - Rappresentanza Generale per l	Ownership	..4.521	Zurich Insurance Group Ltd.	..8
		..00000					Zurich Insurance plc, Representative Office Buenos Aires	..ARG	..OTH	Zurich Insurance plc	Ownership	..100.000	Zurich Insurance Group Ltd.	..12
		..00000					Zurich Insurance Services (Middle East) EC	..BHR	..OTH	Zurich Versicherungs-Gesellschaft AG	Ownership	..100.000	Zurich Insurance Group Ltd.	..12
		..00000					Zurich Interholding Limited	..RUS	..OTH	Zurich Insurance Holding (Cyprus) Ltd	Ownership	..99.900	Zurich Insurance Group Ltd.	..12
		..00000					Zurich Interholding Limited	..RUS	..OTH	Zurich Versicherungs-Aktiengesellschaft	Ownership	..0.100	Zurich Insurance Group Ltd.	..12
		..00000					Zurich Intermediary Group Limited	..GBR	..OTH	Zurich Financial Services (UKISA) Limited	Ownership	..100.000	Zurich Insurance Group Ltd.	..12
		..00000					Zurich Intermediary Group Limited	..GBR	..OTH	Zurich Financial Services (UKISA) Nominees Limited	Ownership	..0.000	Zurich Insurance Group Ltd.	..12
		..00000					Zurich Internacional de Venezuela, C.A. de Corretaje de Reas	..VEN	..OTH	Zurich Versicherungs-Gesellschaft AG	Ownership	..100.000	Zurich Insurance Group Ltd.	..12
		..00000	AA-3190185				Zurich International (Bermuda) Ltd.	..BMJ	..OTH	Zurich Insurance Company Ltd, Bermuda Branch	Ownership	..29.268	Zurich Insurance Group Ltd.	..12
		..00000	AA-3190185				Zurich International (Bermuda) Ltd.	..BMJ	..OTH	Zurich Versicherungs-Gesellschaft AG	Ownership	..70.732	Zurich Insurance Group Ltd.	..12
		..00000	AA-1120018				Zurich International (UK) Limited	..GBR	..OTH	Zurich Specialties London Limited	Ownership	..100.000	Zurich Insurance Group Ltd.	..12
		..00000					Zurich International Life Limited	..GBR	..OTH	Zurich Versicherungs-Gesellschaft AG	Ownership	..100.000	Zurich Insurance Group Ltd.	..12
		..00000					Zurich International Services (Luxembourg) S.A.	..LUX	..OTH	Zurich Eurolife S.A.	Ownership	..0.040	Zurich Insurance Group Ltd.	..12
		..00000					Zurich International Services (Luxembourg) S.A.	..LUX	..OTH	Zurich Versicherungs-Gesellschaft AG	Ownership	..99.960	Zurich Insurance Group Ltd.	..12
		..00000					Zurich International Solutions Limited	..GBR	..OTH	Zurich Assurance Ltd	Ownership	..100.000	Zurich Insurance Group Ltd.	..12
		..00000					Zurich Invest AG	..CHE	..OTH	Zurich Versicherungs-Gesellschaft AG	Ownership	..100.000	Zurich Insurance Group Ltd.	..12
		..00000					Zurich Investment Management AG	..CHE	..OTH	Prematic Service Corporation (Nevada)	Ownership	..80.000	Zurich Insurance Group Ltd.	..12
		..00000					Zurich Investment Management AG	..CHE	..OTH	Zurich Versicherungs-Gesellschaft AG	Ownership	..20.000	Zurich Insurance Group Ltd.	..12
		..00000					Zurich Investment Management Limited	..AUS	..OTH	Zurich Australia Limited	Ownership	..100.000	Zurich Insurance Group Ltd.	..12
		..00000					Zurich Investment Services Limited	..BMJ	..OTH	QMSH Limited	Ownership	..100.000	Zurich Insurance Group Ltd.	..12
		..00000					Zurich Investments Chile S.A.	..CHL	..OTH	Chilena Consolidada Seguros de Vida S.A.	Ownership	..0.001	Zurich Insurance Group Ltd.	..12
		..00000					Zurich Investments Chile S.A.	..CHL	..OTH	Inversiones Suizo Chilena S.A.	Ownership	..99.999	Zurich Insurance Group Ltd.	..12
		..00000					Zurich Investments Life S.p.A.	..ITA	..OTH	Zurich Insurance Company Ltd - Rappresentanza Generale per l	Ownership	..100.000	Zurich Insurance Group Ltd.	..12
		..00000					Zurich Kunden Center GmbH	..DEU	..OTH	Zurich Beteiligungs-Aktiengesellschaft (Deutschland)	Ownership	..100.000	Zurich Insurance Group Ltd.	..12
		..00000					Zurich JVCompany Servicios Mexico, S.A. DE C.V.	..MEX	..OTH	Zurich Vida, Compania de Seguros, S.A.	Ownership	..0.002	Zurich Insurance Group Ltd.	..12
		..00000					Zurich JVCompany Servicios Mexico, S.A. DE C.V.	..MEX	..OTH	Zurich Santander Seguros Mexico, S.A.	Ownership	..99.998	Zurich Insurance Group Ltd.	..12
		..00000	26-0530367				Zurich Latin America Corporation	..FL	..OTH	The Zurich Services Corporation	Ownership	..100.000	Zurich Insurance Group Ltd.	..12
		..00000					Zurich Latin America Holding S.L. - Sociedad Unipersonal	..ESP	..OTH	Zurich Lebensversicherungs-Gesellschaft AG	Ownership	..100.000	Zurich Insurance Group Ltd.	..12
		..00000					Zurich Latin American Services S.A.	..ARG	..OTH	Inversiones Suizo-Argentina S.A.	Ownership	..6.320	Zurich Insurance Group Ltd.	..12

SCHEDULE Y

PART 1A - DETAIL OF INSURANCE HOLDING COMPANY SYSTEM

1	2	3	4	5	6	7	8	9	10	11	12	13	14	15
Group Code	Group Name	NAIC Company Code	Federal ID Number	Federal RSSD	CIK	Name of Securities Exchange if Publicly Traded (U.S. or International)	Names of Parent, Subsidiaries Or Affiliates	Domi-ciliary Location	Relation-ship to Reporting Entity	Directly Controlled by (Name of Entity/Person)	Type of Control (Ownership, Board, Management, Attorney-in-Fact, Influence, Other)	If Control is Ownership Provide Percentage	Ultimate Controlling Entity(ies)/Person(s)	*
		.00000					Zurich Latin American Services S.A.ARG	OTH.....	Zurich Versicherungs-Gesellschaft AG	Ownership.....	.93.680	Zurich Insurance Group Ltd.	12
		.00000					Zurich Lebensversicherungs-Gesellschaft AG	.CHE	OTH.....	Zurich Versicherungs-Gesellschaft AG	Ownership.....	.100.000	Zurich Insurance Group Ltd.	12
		.00000					Zurich Leisure Services LimitedGBR	OTH.....	Allied Dunbar Assurance plc	Ownership.....	.100.000	Zurich Insurance Group Ltd.	12
		.00000					Zurich Life and Pensions S.p.A.JTA	OTH.....	Zurich Investments Life S.p.A.	Ownership.....	.100.000	Zurich Insurance Group Ltd.	12
		.00000					Zurich Life Assurance plcJRL	OTH.....	Zurich Holding Ireland Limited	Ownership.....	.100.000	Zurich Insurance Group Ltd.	12
		.00000					Zurich Life Insurance Company Ltd.,			Zurich Lebensversicherungs-Gesellschaft				
		.00000					Representative office Buenos Aires	.ARG	OTH.....	AG	Ownership.....	.100.000	Zurich Insurance Group Ltd.	12
		.00000					Zurich Life Insurance (Singapore) Pte Ltd	.SGP	OTH.....	Zurich Versicherungs-Gesellschaft AG	Ownership.....	.100.000	Zurich Insurance Group Ltd.	12
		.00000					Zurich Life Insurance Italia S.p.A.JTA	OTH.....	Zurich Investments Life S.p.A.	Ownership.....	.100.000	Zurich Insurance Group Ltd.	12
		.00000								Zurich Insurance Company South Africa				
		.00000					Zurich Life SA LtdZAF	OTH.....	Limited	Ownership.....	.100.000	Zurich Insurance Group Ltd.	12
		.00000					Zurich Management Services Limited	.GBR	OTH.....	Zurich Holdings (UK) Limited	Ownership.....	.100.000	Zurich Insurance Group Ltd.	12
		.00000					Zurich Minas Brasil Seguros S.A.,	.BRA	OTH.....	Zurich Versicherungs-Gesellschaft AG	Ownership.....	.100.000	Zurich Insurance Group Ltd.	12
		.00000					Zurich Pension Trustees Ireland Limited	.JRL	OTH.....	Zurich Insurance plc	Ownership.....	.50.000	Zurich Insurance Group Ltd.	12
		.00000					Zurich Pension Trustees Ireland Limited	.JRL	OTH.....	Zurich Trustee Services Limited	Ownership.....	.50.000	Zurich Insurance Group Ltd.	12
		.00000					Zurich Pension Trustees LimitedGBR	OTH.....	Zurich Assurance Ltd	Ownership.....	.100.000	Zurich Insurance Group Ltd.	12
		.00000					Zurich Pensions Management Limited	.GBR	OTH.....	Allied Dunbar Assurance plc	Ownership.....	.100.000	Zurich Insurance Group Ltd.	12
		.00000								Zurich Lebensversicherungs-Gesellschaft				
		.00000					Zurich Pensionskassen-Beratung AGCHE	OTH.....	AG	Ownership.....	.100.000	Zurich Insurance Group Ltd.	12
		.00000					Zurich Professional LimitedGBR	OTH.....	Zurich Holdings (UK) Limited	Ownership.....	.49.000	Zurich Insurance Group Ltd.	12
		.00000					Zurich Professional LimitedGBR	OTH.....	Zurich Specialties London Limited	Ownership.....	.51.000	Zurich Insurance Group Ltd.	12
		.00000					Zurich Properties (Pty) LimitedBWA	OTH.....	Zurich Insurance Company Botswana Ltd	Ownership.....	.100.000	Zurich Insurance Group Ltd.	12
		.00000					Zurich Properties Pty LimitedAUS	OTH.....	Zurich Australia Limited	Ownership.....	.40.001	Zurich Insurance Group Ltd.	12
		.00000					Zurich Properties Pty LimitedAUS	OTH.....	Zurich Australian Insurance Limited	Ownership.....	.59.999	Zurich Insurance Group Ltd.	12
		.00000					Zurich Property Services Malaysia Sdn Bhd	.MYS	OTH.....	Zurich Versicherungs-Gesellschaft AG	Ownership.....	.100.000	Zurich Insurance Group Ltd.	12
		.00000	30-0165071				Zurich Realty, Inc.MD	OTH.....	The Zurich Services Corporation	Ownership.....	.100.000	Zurich Insurance Group Ltd.	12
		.00000								Zurich Beteiligungs-Aktiengesellschaft				
		.00000					Zurich Rechtsschutz-Schadenservice GmbH	.DEU	OTH.....	(Deutschland)	Ownership.....	.100.000	Zurich Insurance Group Ltd.	12
		.00000					Zurich Reliable Insurance LimitedRUS	OTH.....	Zurich Insurance Company Ltd.	Ownership.....	.99.900	Zurich Insurance Group Ltd.	12
		.00000					Zurich Reliable Insurance LimitedRUS	OTH.....	Zurich Interholding Limited	Ownership.....	.0.100	Zurich Insurance Group Ltd.	12
		.00000					Zurich Resseguradora Brasil S.A.BRA	OTH.....	Zurich Versicherungs-Gesellschaft AG	Ownership.....	Zurich Insurance Group Ltd.	12
		.00000								Zurich Lebensversicherungs-Gesellschaft				
		.00000					Zurich Resseguradora Brasil S.A.BRA	OTH.....	AG	Ownership.....	.0.000	Zurich Insurance Group Ltd.	12
		.00000								Zurich Insurance Company South Africa				
		.00000					Zurich Risk Financing SA LimitedZAF	OTH.....	Limited	Ownership.....	.99.990	Zurich Insurance Group Ltd.	12
		.00000					Zurich Risk Management Services (India)							
		.00000					Private LimitedIND	OTH.....	Zurich Asia Holdings Ltd.	Ownership.....	.1.000	Zurich Insurance Group Ltd.	12
		.00000					Zurich Risk Management Services (India)							
		.00000					Private LimitedIND	OTH.....	Zurich Versicherungs-Gesellschaft AG	Ownership.....	.99.000	Zurich Insurance Group Ltd.	12
		.00000					Zurich Risk Services Asia Pacific Sdn Bhd	.MYS	OTH.....	Zurich Management Services Limited	Ownership.....	.100.000	Zurich Insurance Group Ltd.	12
		.00000					Zurich Roadside Assistance Malaysia Sdn							
		.00000					BhdMYS	OTH.....	Zurich Versicherungs-Gesellschaft AG	Ownership.....	.100.000	Zurich Insurance Group Ltd.	12
		.00000					Zurich Ruckversicherungs-Gesellschaft AG	.CHE	OTH.....	Zurich Versicherungs-Gesellschaft AG	Ownership.....	.100.000	Zurich Insurance Group Ltd.	12
		.00000					Zurich Sacramento, Inc.CA	OTH.....	JFS/ZSF 1998, L.P.	Ownership.....	.100.000	Zurich Insurance Group Ltd.	12
		.00000					Zurich Santander Brasil Seguros e			Zurich Santander Insurance America, S.L.				
		.00000					Previdência S.A.BRA	OTH.....		Ownership.....	.100.000	Zurich Insurance Group Ltd.	12
		.00000								Zurich Santander Brasil Seguros e				
		.00000					Zurich Santander Brasil Seguros S.A.BRA	OTH.....	Previdência S.A.	Ownership.....	.100.000	Zurich Insurance Group Ltd.	12
		.00000								Zurich Santander Insurance America, S.L.				
		.00000					Zurich Santander Holding (Spain), S.L.ESP	OTH.....		Ownership.....	.100.000	Zurich Insurance Group Ltd.	12

SCHEDULE Y

PART 1A - DETAIL OF INSURANCE HOLDING COMPANY SYSTEM

1	2	3	4	5	6	7	8	9	10	11	12	13	14	15
Group Code	Group Name	NAIC Company Code	Federal ID Number	Federal RSSD	CIK	Name of Securities Exchange if Publicly Traded (U.S. or International)	Names of Parent, Subsidiaries Or Affiliates	Domi-ciliary Loca-tion	Relation-ship to Reporting Entity	Directly Controlled by (Name of Entity/Person)	Type of Control (Ownership, Board, Management, Attorney-in-Fact, Influence, Other)	If Control is Ownership Provide Percentage	Ultimate Controlling Entity(ies)/Person(s)	*
		..00000					Zurich Santander Holding Dos (Spain), S.L.	.ESP	OTH	Zurich Santander Insurance America, S.L.	Ownership.....	..100.000	Zurich Insurance Group Ltd.	..12
		..00000					Zurich Santander Insurance America, S.L.	.ESP	OTH	Zurich Latin America Holding S.L. - Sociedad Unipersonal	Ownership.....	..51.000	Zurich Insurance Group Ltd.	..12
		..00000					Zurich Santander Seguros de Vida Chile S.A.	.CHL	OTH	Inversiones ZS America Dos Limitada	Ownership.....	..99.782	Zurich Insurance Group Ltd.	..12
		..00000					Zurich Santander Seguros de Vida Chile S.A.	.CHL	OTH	Inversiones ZS America SpA	Ownership.....	..0.218	Zurich Insurance Group Ltd.	..12
		..00000					Zurich Santander Seguros Generales Chile S.A.	.CHL	OTH	Inversiones ZS America Dos Limitada	Ownership.....	..99.505	Zurich Insurance Group Ltd.	..12
		..00000					Zurich Santander Seguros Generales Chile S.A.	.CHL	OTH	Inversiones ZS America SpA	Ownership.....	..0.495	Zurich Insurance Group Ltd.	..12
		..00000					Zurich Santander Seguros Mexico, S.A.	.MEX	OTH	Inversiones ZS America SpA	Ownership.....	..0.001	Zurich Insurance Group Ltd.	..12
		..00000					Zurich Santander Seguros Mexico, S.A.	.MEX	OTH	Zurich Santander Insurance America, S.L.	Ownership.....	..99.999	Zurich Insurance Group Ltd.	..12
		..00000	AA-2990865				Zurich Seguros, S.A.	.VEN	OTH	Cursud N.V.	Ownership.....	..69.208	Zurich Insurance Group Ltd.	..12
		..00000					Zurich Service GmbH	.DEU	OTH	Zurich Beteiligungs-Aktiengesellschaft (Deutschland)	Ownership.....	..100.000	Zurich Insurance Group Ltd.	..12
		..00000					Zurich Service GmbH	.DEU	OTH	Zurich Versicherungs-Aktiengesellschaft	Ownership.....	..100.000	Zurich Insurance Group Ltd.	..12
		..00000					Zurich Services (Hong Kong) Limited	.HKG	OTH	Swiss Insurance Management (Hong Kong) Limited	Ownership.....	..0.003	Zurich Insurance Group Ltd.	..12
		..00000					Zurich Services (Hong Kong) Limited	.HKG	OTH	Zurich Insurance Holdings (Hong Kong) Limited	Ownership.....	..99.997	Zurich Insurance Group Ltd.	..12
		..00000					Zurich Services A.I.E.	.ESP	OTH	AIDE Asistencia Seguros y Reaseguros, S.A. - Sociedad Uniper	Ownership.....	..0.000	Zurich Insurance Group Ltd.	..12
		..00000					Zurich Services A.I.E.	.ESP	OTH	Bansabadell Pensiones, E.G.F.P. S.A.	Ownership.....	..0.000	Zurich Insurance Group Ltd.	..12
		..00000					Zurich Services A.I.E.	.ESP	OTH	Bansabadell Seguros Generales, S.A. de Seguros y Reaseguros	Ownership.....	..0.000	Zurich Insurance Group Ltd.	..12
		..00000					Zurich Services A.I.E.	.ESP	OTH	Bansabadell Vida S.A. de Seguros y Reaseguros	Ownership.....	..0.000	Zurich Insurance Group Ltd.	..12
		..00000					Zurich Services A.I.E.	.ESP	OTH	CaixaSabadell Companyia d'Assegurances	Ownership.....	..0.000	Zurich Insurance Group Ltd.	..12
		..00000					Zurich Services A.I.E.	.ESP	OTH	Generals, S.A.	Ownership.....	..0.000	Zurich Insurance Group Ltd.	..12
		..00000					Zurich Services A.I.E.	.ESP	OTH	CAN Seguros Generales SA	Ownership.....	..0.000	Zurich Insurance Group Ltd.	..12
		..00000					Zurich Services A.I.E.	.ESP	OTH	Zurich Insurance plc, Sucursal en Espana	Ownership.....	..97.184	Zurich Insurance Group Ltd.	..12
		..00000					Zurich Services A.I.E.	.ESP	OTH	Zurich Vida, Compania de Seguros y Reaseguros, S.A. - Sociad	Ownership.....	..2.816	Zurich Insurance Group Ltd.	..12
		..00000					Zurich Servicios de Mexico, S.A. de C.V.	.MEX	OTH	Zurich Vida, Compania de Seguros, S.A.	Ownership.....	..90.000	Zurich Insurance Group Ltd.	..12
		..00000					Zurich Servicios de Mexico, S.A. de C.V.	.MEX	OTH	Zurich, Compania de Seguros, S.A.	Ownership.....	..10.000	Zurich Insurance Group Ltd.	..12
		..00000					Zurich Shared Services Ireland Limited	.JRL	OTH	Zurich Holding Ireland Limited	Ownership.....	..100.000	Zurich Insurance Group Ltd.	..12
		..00000					Zurich Shared Services S.A.	.CHL	OTH	Inversiones Suizo Chilena S.A.	Ownership.....	..99.987	Zurich Insurance Group Ltd.	..12
		..00000					Zurich Shared Services S.A.	.CHL	OTH	Zurich Investments Chile S.A.	Ownership.....	..0.013	Zurich Insurance Group Ltd.	..12
		..00000					Zurich Sigorta A.S.	.TUR	OTH	Zurich Versicherungs-Gesellschaft AG	Ownership.....	..100.000	Zurich Insurance Group Ltd.	..12
		..00000					Zurich South America Invest AB	.SWE	OTH	Zurich Versicherungs-Gesellschaft AG	Ownership.....	..100.000	Zurich Insurance Group Ltd.	..12
		..00000	AA-1120001				Zurich Specialties London Limited	.GBR	OTH	Zurich Holdings (UK) Limited	Ownership.....	..100.000	Zurich Insurance Group Ltd.	..12
		..00000					Zurich Structured Finance, Inc.	.DE	OTH	Centre Financial Services Holdings Limited	Ownership.....	..100.000	Zurich Insurance Group Ltd.	..12
		..00000					Zurich Technical and Consulting Services (Beijing) Co. Ltd.	.CHN	OTH	Zurich Insurance Holdings (Hong Kong) Limited	Ownership.....	..100.000	Zurich Insurance Group Ltd.	..12
		..00000					Zurich Technology Malaysia Sdn Bhd	.MYS	OTH	Zurich Technology Services Malaysia Sdn Bhd	Ownership.....	..100.000	Zurich Insurance Group Ltd.	..12

ANNUAL STATEMENT FOR THE YEAR 2013 OF THE Bristol West Casualty Insurance Company

SCHEDULE Y
PART 1A - DETAIL OF INSURANCE HOLDING COMPANY SYSTEM

1	2	3	4	5	6	7	8	9	10	11	12	13	14	15
Group Code	Group Name	NAIC Company Code	Federal ID Number	Federal RSSD	CIK	Name of Securities Exchange if Publicly Traded (U.S. or International)	Names of Parent, Subsidiaries Or Affiliates	Domi-ciliary Loca-tion	Relation-ship to Reporting Entity	Directly Controlled by (Name of Entity/Person)	Type of Control (Ownership, Board, Management, Attorney-in-Fact, Influence, Other)	If Control is Ownership Provide Percen-tage	Ultimate Controlling Entity(ies)/Person(s)	*
		..00000					Zurich Technology Services Malaysia Sdn Bhd	..MYS	...OTH	Zurich Versicherungs-Gesellschaft AG	Ownership	..100.000	Zurich Insurance Group Ltd.	...12
		..00000					Zurich Training and Development Services Limited	..GBR	...OTH	Allied Dunbar Assurance plc	Ownership	..100.000	Zurich Insurance Group Ltd.	...12
		..00000					Zurich Transitional Services Limited	..GBR	...OTH	Zurich Holdings (UK) Limited	Ownership	..100.000	Zurich Insurance Group Ltd.	...12
		..00000					Zurich Treasury Services Limited	..JRL	...OTH	Zurich Financial Services EUB Holdings Limited	Ownership	..100.000	Zurich Insurance Group Ltd.	...12
		..00000					Zurich Trust Limited	..JEY	...OTH	Zurich Financial Services (Isle of Man) Holdings Limited	Ownership	..100.000	Zurich Insurance Group Ltd.	...12
		..00000					Zurich Trustee Company (UK) Limited	..GBR	...OTH	Allied Dunbar Assurance plc	Ownership	..100.000	Zurich Insurance Group Ltd.	...12
		..00000					Zurich Trustee Services Limited	..JRL	...OTH	Zurich Life Assurance plc	Ownership	..100.000	Zurich Insurance Group Ltd.	...12
		..00000					Zurich UK General Employee Services Limited	..GBR	...OTH	Zurich UK General Services Limited	Ownership	..100.000	Zurich Insurance Group Ltd.	...12
		..00000					Zurich UK General Services Limited	..GBR	...OTH	Zurich Holdings (UK) Limited	Ownership	..100.000	Zurich Insurance Group Ltd.	...12
		..00000	AA-1220080				Zurich Versicherungs-Aktiengesellschaft	..AUT	...OTH	Zurich Versicherungs-Gesellschaft AG	Ownership	..99.981	Zurich Insurance Group Ltd.	...9
		..00000	AA-1460190				Zurich Versicherungs-Gesellschaft AG	..CHE	...OTH	Zurich Insurance Group Ltd.	Ownership	..100.000	Zurich Insurance Group Ltd.	...10
		..00000	AA-1340017				Zurich Vertriebs GmbH	..DEU	...OTH	Zurich Beteiligungs-Aktiengesellschaft (Deutschland)	Ownership	..100.000	Zurich Insurance Group Ltd.	...12
		..00000					Zurich Vida e Previdencia S.A.	..BRA	...OTH	Zurich Minas Brasil Seguros S.A.	Ownership	..100.000	Zurich Insurance Group Ltd.	...12
		..00000	AA-1840022				Zurich Vida, Compañía de Seguros y Reaseguros, S.A. - Socied	..ESP	...OTH	Zurich Lebensversicherungs-Gesellschaft AG	Ownership	..100.000	Zurich Insurance Group Ltd.	...12
		..00000	AA-2734111				Zurich Vida, Compañía de Seguros, S.A.	..MEX	...OTH	Zurich Versicherungs-Gesellschaft AG	Ownership	..100.000	Zurich Insurance Group Ltd.	...12
		..00000	36-4453190				Zurich Warranty Solutions, Inc.	..IL	...OTH	American Zurich Insurance Company	Ownership	..100.000	Zurich Insurance Group Ltd.	...12
		..00000					Zurich Whiteley Investment Trust Limited	..GBR	...OTH	Zurich Insurance plc	Ownership	..100.000	Zurich Insurance Group Ltd.	...12
		..00000					Zurich Whiteley Trust Limited	..GBR	...OTH	Zurich Whiteley Investment Trust Limited	Ownership	..100.000	Zurich Insurance Group Ltd.	...12
		..00000					Zuritel S.p.A.	..ITA	...OTH	Zurich Insurance Company Ltd - Rappresentanza Generale per l	Ownership	..99.993	Zurich Insurance Group Ltd.	...12
		..00000					Zuritel S.p.A.	..ITA	...OTH	Zurich Versicherungs-Gesellschaft AG	Ownership	..0.007	Zurich Insurance Group Ltd.	...12

Asterisk	Explanation
	Note 1: Farmers Insurance Exchange is a California interinsurance exchange owned by its policyholders. Its attorney-in-fact is Farmers Group, Inc, dba Farmers Underwriters Association, which is a subsidiary of Zurich Insurance Group Ltd.
	Note 2: Farmers Services, LLC provides services to Farmers Group, Inc, pursuant to a service agreement among its parent, ZFUS Services, LLC, and Farmers Group, Inc, Truck Underwriters Association and Fire Underwriters Association.
	Note 3: Farmers Group Inc, as attorney-in-fact for Farmers Insurance Exchange, provides management services to Farmers Texas County Mutual Insurance Company.
	Note 4: Fire Insurance Exchange is a California interinsurance exchange owned by its policyholders. Its attorney-in-fact is Fire Underwriters Association, which is a subsidiary of Zurich Insurance Group Ltd.
	Note 5: Foremost County Mutual Insurance Company is a Texas County mutual insurance company managed by Foremost Insurance Company Grand Rapids, Michigan.
	Note 6: Foremost Lloyds of Texas underwriters are officers and/or directors of Foremost Insurance Company Grand Rapids, Michigan.
	Note 7: Truck Insurance Exchange is a California interinsurance exchange owned by its policyholders. Its attorney-in-fact is Truck Underwriters Association, which is a subsidiary of Zurich Insurance Group Ltd.
	Note 8: Zurich Insurance Plc operates branches in the following countries: Italy (AA-1364106), Portugal (AA-1820001), Spain (AA-1840150), and United Kingdom (AA-1780059).
	Note 9: Zurich Versicherungs-Aktiengesellschaft operates a branch in Germany (AA-1340017)
	Note 10: Zurich Versicherungs-Gesellschaft AG also known as Zurich Insurance Company, Ltd operates branches in the following countries: Bermuda (AA-3190825), Canada (AA-1560999), Hong Kong (AA-5324112), Ireland (AA-1780042), Japan (AA-1584115), and Singapore (AA-5760036). It also operates a management entity Alpina International (AA-1460010) in Switzerland.
	Note 11: An affiliate entity is the attorney-in-fact of Farmers Insurance Exchange, Fire Insurance Exchange and Truck Insurance Exchange (collectively Exchanges). The reporting entity's relationship to the Exchanges, their subsidiaries, and the affiliates that they manage is classified as OTHER.
	Note 12: This company is a subsidiary of Zurich Insurance Group Ltd., and is an affiliate of Farmers Group, Inc.

SCHEDULE Y

PART 2 - SUMMARY OF INSURER'S TRANSACTIONS WITH ANY AFFILIATES

1	2	3	4	5	6	7	8	9	10	11	12	13
NAIC Company Code	Federal ID Number	Names of Insurers and Parent, Subsidiaries or Affiliates	Shareholder Dividends	Capital Contributions	Purchases, Sales or Exchanges of Loans, Securities, Real Estate, Mortgage Loans or Other Investments	Income/ (Disbursements) Incurred in Connection with Guarantees or Undertakings for the Benefit of any Affiliate(s)	Management Agreements and Service Contracts	Income/ (Disbursements) Incurred Under Reinsurance Agreements	*	Any Other Material Activity Not in the Ordinary Course of the Insurer's Business	Totals	Reinsurance Recoverable/ (Payable) on Losses and/or Reserve Credit Taken/(Liability)
	95-4723863	20th Century Insurance Services, Inc.					37,039				37,039	
25232	22-3398993	21st Century Advantage Insurance Company					150,117				150,117	55,435,905
44245	13-3551577	21st Century Assurance Insurance Company					1,101,517				1,101,517	86,915,630
10184	22-3337475	21st Century Auto Insurance Company of New Jersey					36,409				36,409	(1,168,596)
36404	95-4136306	21st Century Casualty Company					(19,994)				(19,994)	13,439,588
34789	23-2044095	21st Century Centennial Insurance Company										
							8,524,052				8,524,052	539,431,594
43974	13-1967524	21st Century Indemnity Insurance Company					4,940,942				4,940,942	57,096,298
	51-0283170	21st Century Insurance and Financial Services, Inc.		100,000,000			1,174,906				101,174,906	
12963	95-2565072	21st Century Insurance Company	(55,000,000)				(7,375,915)				(62,375,915)	323,129,097
10245	86-0812982	21st Century Insurance Company of the Southwest					(217)				(217)	451,367
	95-1935264	21st Century Insurance Group	55,000,000				1,891,560				56,891,560	
36587	13-3801089	21st Century National Insurance Company					(163,961)				(163,961)	23,511,278
32220	13-3333609	21st Century North America Insurance Company	(50,000,000)				2,226,846	(9,107,053)			(56,880,207)	117,092,245
23795	02-0226203	21st Century Pacific Insurance Company					(69,170)				(69,170)	15,935,942
10710	13-3922232	21st Century Pinnacle Insurance Company					78,925				78,925	35,700,459
22225	95-2743473	21st Century Preferred Insurance Company					201,580				201,580	16,130,113
20796	22-1721971	21st Century Premier Insurance Company					6,153,681	2,590,385			8,744,066	48,756,291
23833	02-0227294	21st Century Security Insurance Company					(233,247)				(233,247)	10,197,460
43761	95-4232263	21st Century Superior Insurance Company					313,100				313,100	15,892,261
	99-0215429	50th State Risk Management Services, Inc.										
							(10,943)				(10,943)	
10805	13-3953213	American Pacific Insurance Company, Inc.					(52,245)				(52,245)	5,442,559
	59-2029544	Apex Adjustment Bureau, Inc.					(235,012)				(235,012)	
11034	34-1893500	Bristol West Casualty Insurance Company					(2,284,513)	(3,065,960)			(5,350,473)	17,286,240
	13-3994449	Bristol West Holdings, Inc.					(2,167)				(2,167)	
19658	38-1865162	Bristol West Insurance Company					(21,316,917)	(8,664,758)			(29,981,675)	162,872,906
	65-0880876	Bristol West Insurance Services of California, Inc.					395,007				395,007	
	75-2791620	Bristol West Insurance Services of Texas, Inc.					110				110	
	65-0616769	Bristol West Insurance Services, Inc. of Florida					(108,778)				(108,778)	
12774	86-1174452	Bristol West Preferred Insurance Company					(5,681,749)	8,368,180			2,686,431	66,707,377
	65-0919338	BWIS of Nevada, Inc.					1,266				1,266	
10315	95-4528269	Civic Property & Casualty Company					(32,497,789)		*		(32,497,789)	(131,810,822)
	76-0543593	Coast National General Agency					(485,331)				(485,331)	
25089	33-0246701	Coast National Insurance Company					(48,870,070)	(9,043,333)			(57,913,403)	327,111,143
10318	95-4528266	Exact Property & Casualty Company					(32,433,978)		*		(32,433,978)	(139,518,044)
	77-0530616	Farmers Financial Solutions, LLC		2,200,000							2,200,000	

SCHEDULE Y

PART 2 - SUMMARY OF INSURER'S TRANSACTIONS WITH ANY AFFILIATES

1	2	3	4	5	6	7	8	9	10	11	12	13
NAIC Company Code	Federal ID Number	Names of Insurers and Parent, Subsidiaries or Affiliates	Shareholder Dividends	Capital Contributions	Purchases, Sales or Exchanges of Loans, Securities, Real Estate, Mortgage Loans or Other Investments	Income/ (Disbursements) Incurred in Connection with Guarantees or Undertakings for the Benefit of any Affiliate(s)	Management Agreements and Service Contracts	Income/ (Disbursements) Incurred Under Reinsurance Agreements	*	Any Other Material Activity Not in the Ordinary Course of the Insurer's Business	Totals	Reinsurance Recoverable/ (Payable) on Losses and/or Reserve Credit Taken/(Liability)
21598	95-2626387	Farmers Insurance Company of Arizona										495,119,010
21601	95-2626385	Farmers Insurance Company of Idaho					(21,281,622)		*		(21,281,622)	(41,418,036)
21636	95-2655893	Farmers Insurance Company of Oregon					(202,921,792)		*		(202,921,792)	(782,852,048)
21644	95-2655894	Farmers Insurance Company of Washington					(57,737,150)		*		(57,737,150)	99,178,109
21628	48-0609012	Farmers Insurance Company, Inc.					(22,102,164)		*		(22,102,164)	670,718,822
21652	95-2575893	Farmers Insurance Exchange	40,000,000	(80,000,000)			(901,959,074)	422,469,903	*		(519,489,170)	(4,790,488,141)
28487	22-2640040	Farmers Insurance Hawaii, Inc.					273,185				273,185	51,299,576
36889	31-0956373	Farmers Insurance of Columbus Inc.					(28,582,011)		*		(28,582,011)	(37,474,586)
10806	36-4165395	Farmers New Century Insurance Company					(21,598,911)		*		(21,598,911)	(73,001,367)
43699	59-2326047	Farmers Specialty Insurance Company					(163,610)	6,784			(156,826)	475,406
24392	74-1067657	Farmers Texas County Mutual Insurance Company										961,337,073
21660	95-6235715	Fire Insurance Exchange	5,000,000	(10,000,000)			(187,158,203)		*		(192,158,203)	(25,730,261)
29254	38-1721730	Foremost County Mutual Insurance Company					(34,469,419)	(42,988,663)			(77,458,083)	137,915,898
	38-2505922	Foremost Express Insurance Agency, Inc.					(532,267)				(532,267)	
	73-0462770	Foremost Financial Services Corporation					(955)				(955)	
11185	38-1407533	Foremost Insurance Company Grand Rapids, MI					(298,105,681)	(279,029,026)			(577,134,707)	1,356,105,016
41688	75-1779175	Foremost Lloyds of Texas					(25,813,588)	(21,074,254)			(46,887,842)	148,911,542
11800	35-1604635	Foremost Property & Casualty Insurance Company					(25,499,390)	(33,407,026)			(58,906,416)	114,020,615
41513	38-2430150	Foremost Signature Insurance Company					(10,600,240)	(22,878,601)			(33,478,841)	67,043,077
	99-0083322	Hawaii Insurance Consultants, Ltd.					161,138				161,138	
21679	36-2661515	Illinois Farmers Insurance Company					(21,186,065)		*		(21,186,065)	464,793,055
	65-0881673	Insurance Data Systems, G.P.					171,694				171,694	
	38-2336672	Kraft Lake Insurance Agency					(209,966)				(209,966)	
21687	95-6016640	Mid Century Insurance Company		(2,200,000)			(464,708,694)		*		(466,908,694)	479,304,717
28673	74-2448744	Mid Century Insurance Company of Texas					(69,207)				(69,207)	4,084,157
10317	95-4528264	Neighborhood Spirit Property & Casualty Company					(32,923,977)		*		(32,923,977)	(127,662,325)
33120	65-0109120	Security National Insurance Company					(18,312,845)	(4,176,579)			(22,489,424)	149,144,330
21695	94-1663548	Texas Farmers Insurance Company					(29,213,599)		*		(29,213,599)	342,851,238
21709	95-2575892	Truck Insurance Exchange	5,000,000	(10,000,000)			(212,505,680)		*		(217,505,680)	606,688,633
	74-1593853	Western Star Insurance Services, Inc.					(343,740)				(343,740)	
		The following Zurich Insurance Group entities within NAIC Group Code 0212 have transactions with Farmers Insurance Group entities within NAIC Group Code 0069										
40142	36-3141762	American Zurich Insurance Company										6,806,070
19305	13-6081895	Assurance Company of America										243,193,829
	95-0725935	Farmers Group, Inc.	236,000,000				2,416,281,048				2,652,281,048	
63177	91-0335750	Farmers New World Life Insurance Company	(136,000,000)	45,000,000			(106,761,993)	11,020,521			(186,741,472)	424,941,871

SCHEDULE Y

PART 2 - SUMMARY OF INSURER’S TRANSACTIONS WITH ANY AFFILIATES

1	2	3	4	5	6	7	8	9	10	11	12	13
NAIC Company Code	Federal ID Number	Names of Insurers and Parent, Subsidiaries or Affiliates	Shareholder Dividends	Capital Contributions	Purchases, Sales or Exchanges of Loans, Securities, Real Estate, Mortgage Loans or Other Investments	Income/ (Disbursements) Incurred in Connection with Guarantees or Undertakings for the Benefit of any Affiliate(s)	Management Agreements and Service Contracts	Income/ (Disbursements) Incurred Under Reinsurance Agreements	*	Any Other Material Activity Not in the Ordinary Course of the Insurer's Business	Totals	Reinsurance Recoverable/ (Payable) on Losses and/or Reserve Credit Taken/(Liability)
10873	95-4650862	Farmers Reinsurance Company	(100,000,000)								(100,000,000)	(449,092,292)
	95-2670247	Fire Underwriters Association					233,619,147				233,619,147	
12888	20-5623867	Leschi Life Assurance Company		(345,000,000)			(266,871)	(139,620,521)			(484,887,392)	
19356	52-0403120	Maryland Casualty Company										483,135,393
19372	13-5283360	Northern Insurance Company of New York										196,147,705
	95-2670330	Truck Underwriters Association					201,263,444				201,263,444	
70173	43-0824418	Universal Underwriters Life Insurance Company					(1,211,174)				(1,211,174)	
	36-3050975	Zurich America Life Insurance Company					(914,831)				(914,831)	
16535	36-4233459	Zurich American Insurance Company										20,494
	AA-1460190	Zurich Insurance Company, Ltd.		300,000,000				128,600,000			428,600,000	(2,841,554,871)
9999999 Control Totals									XXX			

ANNUAL STATEMENT FOR THE YEAR 2013 OF THE Bristol West Casualty Insurance Company

SUPPLEMENTAL EXHIBITS AND SCHEDULES INTERROGATORIES












The following supplemental reports are required to be filed as part of your statement filing unless specifically waived by the domiciliary state. However, in the event that your domiciliary state waives the filing requirement, your response of **WAIVED** to the specific interrogatory will be accepted in lieu of filing a "NONE" report and a bar code will be printed below. If the supplement is required of your company but is not being filed for whatever reason enter **SEE EXPLANATION** and provide an explanation following the interrogatory questions.

		Responses
MARCH FILING		
1.	Will an actuarial opinion be filed by March 1?	YES
2.	Will the Supplemental Compensation Exhibit be filed with the state of domicile by March 1?	YES
3.	Will the confidential Risk-based Capital Report be filed with the NAIC by March 1?.....	YES
4.	Will the confidential Risk-based Capital Report be filed with the state of domicile, if required by March 1?.....	YES
APRIL FILING		
5.	Will the Insurance Expense Exhibit be filed with the state of domicile and the NAIC by April 1?	YES
6.	Will Management's Discussion and Analysis be filed by April 1?	YES
7.	Will the Supplemental Investment Risk Interrogatories be filed by April 1?	YES
MAY FILING		
8.	Will this company be included in a combined annual statement which is filed with the NAIC by May 1?	YES
JUNE FILING		
9.	Will an audited financial report be filed by June 1?	YES
10.	Will Accountant's Letter of Qualifications be filed with the state of domicile and electronically with the NAIC by June 1?	YES
AUGUST FILING		
11.	Will Communication of Internal Control Related Matters Noted in Audit be filed with the state of domicile by August 1?	YES









The following supplemental reports are required to be filed as part of your annual statement filing. However, in the event that your company does not transact the type of business for which the special report must be filed, your response of **NO** to the specific interrogatory will be accepted in lieu of filing a "NONE" report and a bar code will be printed below. If the supplemental is required of your company but is not being filed for whatever reason enter **SEE EXPLANATION** and provide an explanation following the interrogatory questions.

MARCH FILING		
12.	Will Schedule SIS (Stockholder Information Supplement) be filed with the state of domicile by March 1?	NO
13.	Will the Financial Guaranty Insurance Exhibit be filed by March 1?.....	NO
14.	Will the Medicare Supplement Insurance Experience Exhibit be filed with the state of domicile and the NAIC by March 1?.....	NO
15.	Will Supplement A to Schedule T (Medical Professional Liability Supplement) be filed by March 1?	NO
16.	Will the Trusteed Surplus Statement be filed with the state of domicile and the NAIC by March 1?	NO
17.	Will the Premiums Attributed to Protected Cells Exhibit be filed by March 1?	NO
18.	Will the Reinsurance Summary Supplemental Filing for General Interrogatory 9 be filed with the state of domicile and the NAIC by March 1?	NO
19.	Will the Medicare Part D Coverage Supplement be filed with the state of domicile and the NAIC by March 1?.....	NO
20.	Will the confidential Actuarial Opinion Summary be filed with the state of domicile, if required, by March 15 (or the date otherwise specified)?.....	YES
21.	Will the Reinsurance Attestation Supplement be filed with the state of domicile and the NAIC by March 1?	YES
22.	Will the Exceptions to the Reinsurance Attestation Supplement be filed with the state of domicile by March 1?	NO
23.	Will the Bail Bond Supplement be filed with the state of domicile and the NAIC by March 1?	NO
24.	Will the Director and Officer Insurance Coverage Supplement be filed with the state of domicile and the NAIC by March 1?	NO
25.	Will an approval from the reporting entity's state of domicile for relief related to the five-year rotation requirement for lead audit partner be filed electronically with the NAIC by March 1?	NO
26.	Will an approval from the reporting entity's state of domicile for relief related to the one-year cooling off period for independent CPA be filed electronically with the NAIC by March 1?	NO
27.	Will an approval from the reporting entity's state of domicile for relief related to the Requirements for Audit Committees be filed electronically with the NAIC by March 1?.....	NO
APRIL FILING		
28.	Will the Credit Insurance Experience Exhibit be filed with the state of domicile and the NAIC by April 1?	NO
29.	Will the Long-term Care Experience Reporting Forms be filed with the state of domicile and the NAIC by April 1?	NO
30.	Will the Accident and Health Policy Experience Exhibit be filed by April 1?	NO
31.	Will the Supplemental Health Care Exhibit (Parts 1, 2 and 3) be filed with the state of domicile and the NAIC by April 1?	NO
32.	Will the regulator only (non-public) Supplemental Health Care Exhibit's Expense Allocation Report be filed with the state of domicile and the NAIC by April 1?	NO
AUGUST FILING		
33.	Will Management's Report of Internal Control Over Financial Reporting be filed with the state of domicile by August 1?	YES
Explanations:		
12.		
13.		
14.		
15.		
16.		
17.		
18.		
19.		
22.		
23.		
24.		
25.		
26.		
27.		
28.		
29.		
30.		
31.		
32.		

Bar Codes:

12.	SIS Stockholder Information Supplement [Document Identifier 420]	
13.	Financial Guaranty Insurance Exhibit [Document Identifier 240]	
14.	Medicare Supplement Insurance Experience Exhibit [Document Identifier 360]	
15.	Supplement A to Schedule T [Document Identifier 455]	
16.	Trusteed Surplus Statement [Document Identifier 490]	
17.	Premiums Attributed to Protected Cells [Document Identifier 385]	
18.	Reinsurance Summary Supplemental Filing [Document Identifier 401]	
19.	Medicare Part D Coverage Supplement [Document Identifier 365]	
22.	Exceptions to the Reinsurance Attestation Supplement [Document Identifier 400]	
23.	Bail Bond Supplement [Document Identifier 500]	
24.	Director and Officer Insurance Coverage Supplement [Document Identifier 505]	

SUPPLEMENTAL EXHIBITS AND SCHEDULES INTERROGATORIES

25.	Relief from the five-year rotation requirement for lead audit partner [Document Identifier 224]	 1 1 0 3 4 2 0 1 3 2 2 4 0 0 0 0 0 0
26.	Relief from the one-year cooling off period for independent CPA [Document Identifier 225]	 1 1 0 3 4 2 0 1 3 2 2 5 0 0 0 0 0 0
27.	Relief from the Requirements for Audit Committees [Document Identifier 226]	 1 1 0 3 4 2 0 1 3 2 2 6 0 0 0 0 0 0
28.	Credit Insurance Experience Exhibit [Document Identifier 230]	 1 1 0 3 4 2 0 1 3 2 3 0 0 0 0 0 0 0
29.	Long-Term Care Experience Reporting Forms [Document Identifier 306]	 1 1 0 3 4 2 0 1 3 3 0 6 0 0 0 0 0 0
30.	Accident and Health Policy Experience Exhibit [Document Identifier 210]	 1 1 0 3 4 2 0 1 3 2 1 0 0 0 0 0 0 0
31.	Supplemental Health Care Exhibit (Parts 1, 2 and 3) [Document Identifier 216]	 1 1 0 3 4 2 0 1 3 2 1 6 0 0 0 0 0 0
32.	Supplemental Health Care Exhibit's Expense Allocation Report [Document Identifier 217]	 1 1 0 3 4 2 0 1 3 2 1 7 0 0 0 0 0 0

ANNUAL STATEMENT FOR THE YEAR 2013 OF THE Bristol West Casualty Insurance Company

OVERFLOW PAGE FOR WRITE-INS

Additional Write-ins for Liabilities Line 25

	1 Current Year	2 Prior Year
2504.		
2597. Summary of remaining write-ins for Line 25 from overflow page		

NONE

ALPHABETICAL INDEX

ANNUAL STATEMENT BLANK

Assets	2
Cash Flow	5
Exhibit of Capital Gains (Losses)	12
Exhibit of Net Investment Income	12
Exhibit of Nonadmitted Assets	13
Exhibit of Premiums and Losses (State Page)	19
Five-Year Historical Data	17
General Interrogatories	15
Jurat Page	1
Liabilities, Surplus and Other Funds	3
Notes To Financial Statements	14
Overflow Page For Write-ins	100
Schedule A - Part 1	E01
Schedule A - Part 2	E02
Schedule A - Part 3	E03
Schedule A - Verification Between Years	SI02
Schedule B - Part 1	E04
Schedule B - Part 2	E05
Schedule B - Part 3	E06
Schedule B - Verification Between Years	SI02
Schedule BA - Part 1	E07
Schedule BA - Part 2	E08
Schedule BA - Part 3	E09
Schedule BA - Verification Between Years	SI03
Schedule D - Part 1	E10
Schedule D - Part 1A - Section 1	SI05
Schedule D - Part 1A - Section 2	SI08
Schedule D - Part 2 - Section 1	E11
Schedule D - Part 2 - Section 2	E12
Schedule D - Part 3	E13
Schedule D - Part 4	E14
Schedule D - Part 5	E15
Schedule D - Part 6 - Section 1	E16
Schedule D - Part 6 - Section 2	E16
Schedule D - Summary By Country	SI04
Schedule D - Verification Between Years	SI03
Schedule DA - Part 1	E17
Schedule DA - Verification Between Years	SI10
Schedule DB - Part A - Section 1	E18
Schedule DB - Part A - Section 2	E19
Schedule DB - Part A - Verification Between Years	SI11
Schedule DB - Part B - Section 1	E20
Schedule DB - Part B - Section 2	E21
Schedule DB - Part B - Verification Between Years	SI11
Schedule DB - Part C - Section 1	SI12
Schedule DB - Part C - Section 2	SI13
Schedule DB - Part D - Section 1	E22
Schedule DB - Part D - Section 2	E23
Schedule DB - Verification	SI14
Schedule DL - Part 1	E24
Schedule DL - Part 2	E25
Schedule E - Part 1 - Cash	E26
Schedule E - Part 2 - Cash Equivalents	E27
Schedule E - Part 3 - Special Deposits	E28
Schedule E - Verification Between Years	SI15
Schedule F - Part 1	20
Schedule F - Part 2	21
Schedule F - Part 3	22
Schedule F - Part 4	23
Schedule F - Part 5	24
Schedule F - Part 6 - Section 1	25
Schedule F - Part 6 - Section 2	26
Schedule F - Part 7	27
Schedule F - Part 8	28
Schedule F - Part 9	29

ANNUAL STATEMENT BLANK (Continued)

Schedule H - Accident and Health Exhibit - Part 1	30
Schedule H - Part 2, Part 3 and 4	31
Schedule H - Part 5 - Health Claims	32
Schedule P - Part 1 - Summary	33
Schedule P - Part 1A - Homeowners/Farmowners	35
Schedule P - Part 1B - Private Passenger Auto Liability/Medical	36
Schedule P - Part 1C - Commercial Auto/Truck Liability/Medical	37
Schedule P - Part 1D - Workers' Compensation (Excluding Excess Workers' Compensation)	38
Schedule P - Part 1E - Commercial Multiple Peril	39
Schedule P - Part 1F - Section 1 - Medical Professional Liability - Occurrence	40
Schedule P - Part 1F - Section 2 - Medical Professional Liability - Claims-Made	41
Schedule P - Part 1G - Special Liability (Ocean, Marine, Aircraft (All Perils), Boiler and Machinery)	42
Schedule P - Part 1H - Section 1 - Other Liability - Occurrence	43
Schedule P - Part 1H - Section 2 - Other Liability - Claims-Made	44
Schedule P - Part 1I - Special Property (Fire, Allied Lines, Inland Marine, Earthquake, Burglary & Theft)	45
Schedule P - Part 1J - Auto Physical Damage	46
Schedule P - Part 1K - Fidelity/Surety	47
Schedule P - Part 1L - Other (Including Credit, Accident and Health)	48
Schedule P - Part 1M - International	49
Schedule P - Part 1N - Reinsurance - Nonproportional Assumed Property	50
Schedule P - Part 1O - Reinsurance - Nonproportional Assumed Liability	51
Schedule P - Part 1P - Reinsurance - Nonproportional Assumed Financial Lines	52
Schedule P - Part 1R - Section 1 - Products Liability - Occurrence	53
Schedule P - Part 1R - Section 2 - Products Liability - Claims-Made	54
Schedule P - Part 1S - Financial Guaranty/Mortgage Guaranty	55
Schedule P - Part 1T - Warranty	56
Schedule P - Part 2, Part 3 and Part 4 - Summary	34
Schedule P - Part 2A - Homeowners/Farmowners	57
Schedule P - Part 2B - Private Passenger Auto Liability/Medical	57
Schedule P - Part 2C - Commercial Auto/Truck Liability/Medical	57
Schedule P - Part 2D - Workers' Compensation (Excluding Excess Workers' Compensation)	57
Schedule P - Part 2E - Commercial Multiple Peril	57
Schedule P - Part 2F - Section 1 - Medical Professional Liability - Occurrence	58
Schedule P - Part 2F - Section 2 - Medical Professional Liability - Claims-Made	58
Schedule P - Part 2G - Special Liability (Ocean Marine, Aircraft (All Perils), Boiler and Machinery)	58
Schedule P - Part 2H - Section 1 - Other Liability - Occurrence	58
Schedule P - Part 2H - Section 2 - Other Liability - Claims-Made	58
Schedule P - Part 2I - Special Property (Fire, Allied Lines, Inland Marine, Earthquake, Burglary, and Theft)	59
Schedule P - Part 2J - Auto Physical Damage	59
Schedule P - Part 2K - Fidelity, Surety	59
Schedule P - Part 2L - Other (Including Credit, Accident and Health)	59
Schedule P - Part 2M - International	59
Schedule P - Part 2N - Reinsurance - Nonproportional Assumed Property	60
Schedule P - Part 2O - Reinsurance - Nonproportional Assumed Liability	60
Schedule P - Part 2P - Reinsurance - Nonproportional Assumed Financial Lines	60
Schedule P - Part 2R - Section 1 - Products Liability - Occurrence	61
Schedule P - Part 2R - Section 2 - Products Liability - Claims-Made	61
Schedule P - Part 2S - Financial Guaranty/Mortgage Guaranty	61
Schedule P - Part 2T - Warranty	61
Schedule P - Part 3A - Homeowners/Farmowners	62
Schedule P - Part 3B - Private Passenger Auto Liability/Medical	62
Schedule P - Part 3C - Commercial Auto/Truck Liability/Medical	62
Schedule P - Part 3D - Workers' Compensation (Excluding Excess Workers' Compensation)	62
Schedule P - Part 3E - Commercial Multiple Peril	62
Schedule P - Part 3F - Section 1 - Medical Professional Liability - Occurrence	63
Schedule P - Part 3F - Section 2 - Medical Professional Liability - Claims-Made	63
Schedule P - Part 3G - Special Liability (Ocean Marine, Aircraft (All Perils), Boiler and Machinery)	63
Schedule P - Part 3H - Section 1 - Other Liability - Occurrence	63
Schedule P - Part 3H - Section 2 - Other Liability - Claims-Made	63
Schedule P - Part 3I - Special Property (Fire, Allied Lines, Inland Marine, Earthquake, Burglary, and Theft)	64
Schedule P - Part 3J - Auto Physical Damage	64
Schedule P - Part 3K - Fidelity/Surety	64
Schedule P - Part 3L - Other (Including Credit, Accident and Health)	64
Schedule P - Part 3M - International	64
Schedule P - Part 3N - Reinsurance - Nonproportional Assumed Property	65
Schedule P - Part 3O - Reinsurance - Nonproportional Assumed Liability	65
Schedule P - Part 3P - Reinsurance - Nonproportional Assumed Financial Lines	65
Schedule P - Part 3R - Section 1 - Products Liability - Occurrence	66
Schedule P - Part 3R - Section 2 - Products Liability - Claims-Made	66
Schedule P - Part 3S - Financial Guaranty/Mortgage Guaranty	66
Schedule P - Part 3T - Warranty	66

ANNUAL STATEMENT BLANK (Continued)

Schedule P - Part 4A - Homeowners/Farmowners	67
Schedule P - Part 4B - Private Passenger Auto Liability/Medical	67
Schedule P - Part 4C - Commercial Auto/Truck Liability/Medical	67
Schedule P - Part 4D - Workers' Compensation (Excluding Excess Workers' Compensation)	67
Schedule P - Part 4E - Commercial Multiple Peril	67
Schedule P - Part 4F - Section 1 - Medical Professional Liability - Occurrence	68
Schedule P - Part 4F - Section 2 - Medical Professional Liability - Claims-Made	68
Schedule P - Part 4G - Special Liability (Ocean Marine, Aircraft (All Perils), Boiler and Machinery)	68
Schedule P - Part 4H - Section 1 - Other Liability - Occurrence	68
Schedule P - Part 4H - Section 2 - Other Liability - Claims-Made	68
Schedule P - Part 4I - Special Property (Fire, Allied Lines, Inland Marine, Earthquake, Burglary and Theft)	69
Schedule P - Part 4J - Auto Physical Damage	69
Schedule P - Part 4K - Fidelity/Surety	69
Schedule P - Part 4L - Other (Including Credit, Accident and Health)	69
Schedule P - Part 4M - International	69
Schedule P - Part 4N - Reinsurance - Nonproportional Assumed Property	70
Schedule P - Part 4O - Reinsurance - Nonproportional Assumed Liability	70
Schedule P - Part 4P - Reinsurance - Nonproportional Assumed Financial Lines	70
Schedule P - Part 4R - Section 1 - Products Liability - Occurrence	71
Schedule P - Part 4R - Section 2 - Products Liability - Claims-Made	71
Schedule P - Part 4S - Financial Guaranty/Mortgage Guaranty	71
Schedule P - Part 4T - Warranty	71
Schedule P - Part 5A - Homeowners/Farmowners	72
Schedule P - Part 5B - Private Passenger Auto Liability/Medical	73
Schedule P - Part 5C - Commercial Auto/Truck Liability/Medical	74
Schedule P - Part 5D - Workers' Compensation (Excluding Excess Workers' Compensation)	75
Schedule P - Part 5E - Commercial Multiple Peril	76
Schedule P - Part 5F - Medical Professional Liability - Claims-Made	78
Schedule P - Part 5F - Medical Professional Liability - Occurrence	77
Schedule P - Part 5H - Other Liability - Claims-Made	80
Schedule P - Part 5H - Other Liability - Occurrence	79
Schedule P - Part 5R - Products Liability - Claims-Made	82
Schedule P - Part 5R - Products Liability - Occurrence	81
Schedule P - Part 5T - Warranty	83
Schedule P - Part 6C - Commercial Auto/Truck Liability/Medical	84
Schedule P - Part 6D - Workers' Compensation (Excluding Excess Workers' Compensation)	84
Schedule P - Part 6E - Commercial Multiple Peril	85
Schedule P - Part 6H - Other Liability - Claims-Made	86
Schedule P - Part 6H - Other Liability - Occurrence	85
Schedule P - Part 6M - International	86
Schedule P - Part 6N - Reinsurance - Nonproportional Assumed Property	87
Schedule P - Part 6O - Reinsurance - Nonproportional Assumed Liability	87
Schedule P - Part 6R - Products Liability - Claims-Made	88
Schedule P - Part 6R - Products Liability - Occurrence	88
Schedule P - Part 7A - Primary Loss Sensitive Contracts	89
Schedule P - Part 7B - Reinsurance Loss Sensitive Contracts	91
Schedule P Interrogatories	93
Schedule T - Exhibit of Premiums Written	94
Schedule T - Part 2 - Interstate Compact	95
Schedule Y - Information Concerning Activities of Insurer Members of a Holding Company Group	96
Schedule Y - Part 1A - Detail of Insurance Holding Company System	97
Schedule Y - Part 2 - Summary of Insurer's Transactions With Any Affiliates	98
Statement of Income	4
Summary Investment Schedule	SI01
Supplemental Exhibits and Schedules Interrogatories	99
Underwriting and Investment Exhibit Part 1	6
Underwriting and Investment Exhibit Part 1A	7
Underwriting and Investment Exhibit Part 1B	8
Underwriting and Investment Exhibit Part 2	9
Underwriting and Investment Exhibit Part 2A	10
Underwriting and Investment Exhibit Part 3	11