



PROPERTY AND CASUALTY COMPANIES - ASSOCIATION EDITION

ANNUAL STATEMENT
FOR THE YEAR ENDED DECEMBER 31, 2013
OF THE CONDITION AND AFFAIRS OF THE

Nationwide Insurance Company of Florida

NAIC Group Code	0140 (Current)	0140 (Prior)	NAIC Company Code	10948	Employer's ID Number	31-1613686
Organized under the Laws of	Ohio			State of Domicile or Port of Entry	Ohio	
Country of Domicile	United States of America					
Incorporated/Organized	08/18/1998			Commenced Business	08/18/1998	
Statutory Home Office	One West Nationwide Blvd. (Street and Number)			Columbus , OH, US 43215-2220 (City or Town, State, Country and Zip Code)		
Main Administrative Office	1100 Locust Street (Street and Number)					
	Des Moines , IA, US 50391-1100 (City or Town, State, Country and Zip Code)			614-249-7111 (Area Code) (Telephone Number)		
Mail Address	One West Nationwide Blvd., 1-04-701 (Street and Number or P.O. Box)			Columbus , OH, US 43215-2220 (City or Town, State, Country and Zip Code)		
Primary Location of Books and Records	One West Nationwide Blvd., 1-04-701 (Street and Number)					
	Columbus , OH, US 43215-2220 (City or Town, State, Country and Zip Code)			614-249-1545 (Area Code) (Telephone Number)		
Internet Website Address	www.nationwide.com					
Statutory Statement Contact	Monda S. Caudill (Name)			614-249-1545 (Area Code) (Telephone Number)		
	FinRpt@nationwide.com (E-mail Address)			866-315-1430 (FAX Number)		

OFFICERS

President	James Ernest Larsen #	VP & Treasurer	Wendell Paul Crosser
VP & Secretary	Robert William Horner III		

OTHER

Pamela Ann Biesecker	Sr VP-Head of Taxation	Jennifer Marie Hanley #	Sr VP
----------------------	------------------------	-------------------------	-------

DIRECTORS OR TRUSTEES

David Gerard Arango	Wesley Kim Austen	Mark Allen Berven
Thomas Edward Clark #	Jeff Millard Rommel	

State of	Ohio	SS:
County of	Franklin	

The officers of this reporting entity being duly sworn, each depose and say that they are the described officers of said reporting entity, and that on the reporting period stated above, all of the herein described assets were the absolute property of the said reporting entity, free and clear from any liens or claims thereon, except as herein stated, and that this statement, together with related exhibits, schedules and explanations therein contained, annexed or referred to, is a full and true statement of all the assets and liabilities and of the condition and affairs of the said reporting entity as of the reporting period stated above, and of its income and deductions therefrom for the period ended, and have been completed in accordance with the NAIC Annual Statement Instructions and Accounting Practices and Procedures manual except to the extent that: (1) state law may differ; or, (2) that state rules or regulations require differences in reporting not related to accounting practices and procedures, according to the best of their information, knowledge and belief, respectively. Furthermore, the scope of this attestation by the described officers also includes the related corresponding electronic filing with the NAIC, when required, that is an exact copy (except for formatting differences due to electronic filing) of the enclosed statement. The electronic filing may be requested by various regulators in lieu of or in addition to the enclosed statement.

James Ernest Larsen President	Robert William Horner III VP & Secretary	Wendell Paul Crosser VP & Treasurer
Subscribed and sworn to before me this		a. Is this an original filing?
day of January, 2014		b. If no,
		1. State the amendment number.....
		2. Date filed
		3. Number of pages attached.....



ANNUAL STATEMENT FOR THE YEAR 2013 OF THE NATIONWIDE INSURANCE COMPANY OF FLORIDA

EXHIBIT OF PREMIUMS AND LOSSES (Statutory Page 14)

NAIC Group Code 0140 BUSINESS IN THE STATE OF Florida DURING THE YEAR 2013 NAIC Company Code 10948

Line of Business	Gross Premiums, Including Policy and Membership Fees, Less Return Premiums and Premiums on Policies not Taken		3 Dividends Paid or Credited to Policyholders on Direct Business	4 Direct Unearned Premium Reserves	5 Direct Losses Paid (deducting salvage)	6 Direct Losses Incurred	7 Direct Losses Unpaid	8 Direct Defense and Cost Containment Expense Paid	9 Direct Defense and Cost Containment Expense Incurred	10 Direct Defense and Cost Containment Expense Unpaid	11 Commissions and Brokerage Expenses	12 Taxes, Licenses and Fees
	1 Direct Premiums Written	2 Direct Premiums Earned										
1. Fire							197					
2.1 Allied lines						(18, 275)	(6)					
2.2 Multiple peril crop												
2.3 Federal flood												
3. Farmowners multiple peril												
4. Homeowners multiple peril	48, 239, 146	50, 381, 846		24, 199, 935	27, 596, 682	15, 406, 524	19, 338, 251	2, 347, 474	989, 339	3, 242, 573	5, 313, 287	1, 347, 863
5.1 Commercial multiple peril (non-liability portion)												
5.2 Commercial multiple peril (liability portion)												
6. Mortgage guaranty												
8. Ocean marine												
9. Inland marine	802, 010	864, 860		400, 249	180, 040	199, 195	37, 431	780	(1, 123)	59	88, 649	23, 068
10. Financial guaranty												
11. Medical professional liability												
12. Earthquake	15, 771	16, 336		8, 056	21	(340)	123		(194)	178	1, 569	439
13. Group accident and health (b)												
14. Credit accident and health (group and individual)												
15.1 Collectively renewable accident and health (b)												
15.2 Non-cancelable accident and health(b)												
15.3 Guaranteed renewable accident and health(b)												
15.4 Non-renewable for stated reasons only (b)												
15.5 Other accident only												
15.6 Medicare Title XVIII exempt from state taxes or fees												
15.7 All other accident and health (b)												
15.8 Federal employees health benefits plan premium (b)												
16. Workers' compensation												
17.1 Other Liability - occurrence							(6)					
17.2 Other Liability - claims made												
17.3 Excess workers' compensation												
18. Products liability												
19.1 Private passenger auto no-fault (personal injury protection)												
19.2 Other private passenger auto liability												
19.3 Commercial auto no-fault (personal injury protection)												
19.4 Other commercial auto liability												
21.1 Private passenger auto physical damage												
21.2 Commercial auto physical damage												
22. Aircraft (all perils)												
23. Fidelity												
24. Surety												
26. Burglary and theft												
27. Boiler and machinery												
28. Credit												
30. Warranty												
34. Aggregate write-ins for other lines of business												
35. TOTALS (a)	49, 056, 927	51, 263, 042		24, 608, 240	27, 776, 743	15, 587, 104	19, 375, 990	2, 348, 254	988, 022	3, 242, 810	5, 403, 505	1, 371, 370
DETAILS OF WRITE-INS												
3401.												
3402.												
3403.												
3498. Summary of remaining write-ins for Line 34 from overflow page												
3499. Totals (Lines 3401 thru 3403 plus 3498)(Line 34 above)												

(a) Finance and service charges not included in Lines 1 to 35 \$349, 176
(b) For health business on indicated lines report: Number of persons insured under PPO managed care products and number of persons insured under indemnity only products



ANNUAL STATEMENT FOR THE YEAR 2013 OF THE NATIONWIDE INSURANCE COMPANY OF FLORIDA

EXHIBIT OF PREMIUMS AND LOSSES (Statutory Page 14)

NAIC Group Code 0140 BUSINESS IN THE STATE OF Ohio DURING THE YEAR 2013 NAIC Company Code 10948

Line of Business	Gross Premiums, Including Policy and Membership Fees, Less Return Premiums and Premiums on Policies not Taken		3 Dividends Paid or Credited to Policyholders on Direct Business	4 Direct Unearned Premium Reserves	5 Direct Losses Paid (deducting salvage)	6 Direct Losses Incurred	7 Direct Losses Unpaid	8 Direct Defense and Cost Containment Expense Paid	9 Direct Defense and Cost Containment Expense Incurred	10 Direct Defense and Cost Containment Expense Unpaid	11 Commissions and Brokerage Expenses	12 Taxes, Licenses and Fees
	1 Direct Premiums Written	2 Direct Premiums Earned										
1. Fire												
2.1 Allied lines												
2.2 Multiple peril crop												
2.3 Federal flood												
3. Farmowners multiple peril												
4. Homeowners multiple peril												2,286
5.1 Commercial multiple peril (non-liability portion)												
5.2 Commercial multiple peril (liability portion)												
6. Mortgage guaranty												
8. Ocean marine												
9. Inland marine												
10. Financial guaranty												
11. Medical professional liability												
12. Earthquake												
13. Group accident and health (b)												
14. Credit accident and health (group and individual)												
15.1 Collectively renewable accident and health (b)												
15.2 Non-cancelable accident and health(b)												
15.3 Guaranteed renewable accident and health(b)												
15.4 Non-renewable for stated reasons only (b)												
15.5 Other accident only												
15.6 Medicare Title XVIII exempt from state taxes or fees												
15.7 All other accident and health (b)												
15.8 Federal employees health benefits plan premium (b)												
16. Workers' compensation												
17.1 Other Liability - occurrence												
17.2 Other Liability - claims made												
17.3 Excess workers' compensation												
18. Products liability												
19.1 Private passenger auto no-fault (personal injury protection)												
19.2 Other private passenger auto liability												
19.3 Commercial auto no-fault (personal injury protection)												
19.4 Other commercial auto liability												
21.1 Private passenger auto physical damage												
21.2 Commercial auto physical damage												
22. Aircraft (all perils)												
23. Fidelity												
24. Surety												
26. Burglary and theft												
27. Boiler and machinery												
28. Credit												
30. Warranty												
34. Aggregate write-ins for other lines of business												
35. TOTALS (a)												2,286
DETAILS OF WRITE-INS												
3401.												
3402.												
3403.												
3498. Summary of remaining write-ins for Line 34 from overflow page												
3499. Totals (Lines 3401 thru 3403 plus 3498)(Line 34 above)												

(a) Finance and service charges not included in Lines 1 to 35 \$

(b) For health business on indicated lines report: Number of persons insured under PPO managed care products and number of persons insured under indemnity only products



ANNUAL STATEMENT FOR THE YEAR 2013 OF THE NATIONWIDE INSURANCE COMPANY OF FLORIDA

EXHIBIT OF PREMIUMS AND LOSSES (Statutory Page 14)

NAIC Group Code 0140 BUSINESS IN THE STATE OF Grand Total DURING THE YEAR 2013 NAIC Company Code 10948

Line of Business		Gross Premiums, Including Policy and Membership Fees, Less Return Premiums and Premiums on Policies not Taken		3 Dividends Paid or Credited to Policyholders on Direct Business	4 Direct Unearned Premium Reserves	5 Direct Losses Paid (deducting salvage)	6 Direct Losses Incurred	7 Direct Losses Unpaid	8 Direct Defense and Cost Containment Expense Paid	9 Direct Defense and Cost Containment Expense Incurred	10 Direct Defense and Cost Containment Expense Unpaid	11 Commissions and Brokerage Expenses	12 Taxes, Licenses and Fees
		1 Direct Premiums Written	2 Direct Premiums Earned										
1.	Fire							197					
2.1	Allied lines						(18, 275)	(6)					
2.2	Multiple peril crop												
2.3	Federal flood												
3.	Farmowners multiple peril												
4.	Homeowners multiple peril	48, 239, 146	50, 381, 846		24, 199, 935	27, 596, 682	15, 406, 524	19, 338, 251	2, 347, 474	989, 339	3, 242, 573	5, 313, 287	1, 350, 149
5.1	Commercial multiple peril (non-liability portion)												
5.2	Commercial multiple peril (liability portion)												
6.	Mortgage guaranty												
8.	Ocean marine												
9.	Inland marine	802, 010	864, 860		400, 249	180, 040	199, 195	37, 431	780	(1, 123)	59	88, 649	23, 068
10.	Financial guaranty												
11.	Medical professional liability												
12.	Earthquake	15, 771	16, 336		8, 056	21	(340)	123		(194)	178	1, 569	439
13.	Group accident and health (b)												
14.	Credit accident and health (group and individual)												
15.1	Collectively renewable accident and health (b)												
15.2	Non-cancelable accident and health(b)												
15.3	Guaranteed renewable accident and health(b)												
15.4	Non-renewable for stated reasons only (b)												
15.5	Other accident only												
15.6	Medicare Title XVIII exempt from state taxes or fees												
15.7	All other accident and health (b)												
15.8	Federal employees health benefits plan premium (b)												
16.	Workers' compensation												
17.1	Other Liability - occurrence							(6)					
17.2	Other Liability - claims made												
17.3	Excess workers' compensation												
18.	Products liability												
19.1	Private passenger auto no-fault (personal injury protection)												
19.2	Other private passenger auto liability												
19.3	Commercial auto no-fault (personal injury protection)												
19.4	Other commercial auto liability												
21.1	Private passenger auto physical damage												
21.2	Commercial auto physical damage												
22.	Aircraft (all perils)												
23.	Fidelity												
24.	Surety												
26.	Burglary and theft												
27.	Boiler and machinery												
28.	Credit												
30.	Warranty												
34.	Aggregate write-ins for other lines of business												
35.	TOTALS (a)	49, 056, 927	51, 263, 042		24, 608, 240	27, 776, 743	15, 587, 104	19, 375, 990	2, 348, 254	988, 022	3, 242, 810	5, 403, 505	1, 373, 656
DETAILS OF WRITE-INS													
3401.												
3402.												
3403.												
3498.	Summary of remaining write-ins for Line 34 from overflow page												
3499.	Totals (Lines 3401 thru 3403 plus 3498)(Line 34 above)												

(a) Finance and service charges not included in Lines 1 to 35 \$349, 176

(b) For health business on indicated lines report: Number of persons insured under PPO managed care products and number of persons insured under indemnity only products

Schedule F - Part 1

NONE

Schedule F - Part 2

NONE

ANNUAL STATEMENT FOR THE YEAR 2013 OF THE NATIONWIDE INSURANCE COMPANY OF FLORIDA

SCHEDULE F - PART 3

Ceded Reinsurance as of December 31, Current Year (000 OMITTED)

1	2	3	4	5	6	Reinsurance Recoverable On										Reinsurance Payable		18	19
						7	8	9	10	11	12	13	14	15	16	17			
ID Number	NAIC Company Code	Name of Reinsurer	Domiciliary Jurisdiction	Reinsurance Contracts Ceding 75% or More of Direct Premiums Written	Reinsurance Premiums Ceded	Paid Losses	Paid LAE	Known Case Loss Reserves	Known Case LAE Reserves	IBNR Loss Reserves	IBNR LAE Reserves	Unearned Premiums	Contingent Commissions	Columns 7 thru 14 Totals	Ceded Balances Payable	Other Amounts Due to Reinsurers	Net Amount Recoverable From Reinsurers Cols. 15 - [16 + 17]	Funds Held By Company Under Reinsurance Treaties	
31-4177100	23787	Nationwide Mutual Insurance Co	OH		9,189							266		266			266		
0399999. Total Authorized - Affiliates - U.S. Non-Pool - Other					9,189							266		266			266		
0499999. Total Authorized - Affiliates - U.S. Non-Pool					9,189							266		266			266		
0799999. Total Authorized - Affiliates - Other (Non-U.S.)																			
0899999. Total Authorized - Affiliates					9,189							266		266			266		
36-2661954	10103	American Agricultural Ins Co	IN		15							1		1			1		
22-2005057	26921	Everest Reins Co	DE		38							2		2			2		
13-2673100	22039	General Reins Corp	DE		39							2		2			2		
04-1543470	23043	Liberty Mut Ins Co	MA		23							1		1			1		
13-5669461	12017	Munich Reins Co Us Branch	NY		13							1		1			1		
47-0698507	23680	Odyssey Reins Co	CT		94							4		4	(1)		5		
23-1641984	10219	Qbe Reins Corp	PA		23							1		1			1		
13-1675535	25364	Swiss Reins Amer Corp	NY		390							19		19	(3)		22		
13-5616275	19453	Transatlantic Reins Co	NY		274							13		13	(2)		15		
0999998. Total Authorized - Other U.S. Unaffiliated Insurers (Under \$100,000)																			
0999999. Total Authorized - Other U.S. Unaffiliated Insurers					909							44		44	(6)		50		
AA-9991310	00000	Florida Hurricane Catastrophe Fund	FL		3,022										(1,266)		1,266		
1099999. Total Authorized - Pools - Mandatory Pools					3,022										(1,266)		1,266		
AA-3194168	00000	Aspen Bermuda Ltd	BMU		80							4		4	(1)		5		
AA-3194122	00000	DaVinci Reins Ltd	BMU		5														
AA-3190060	00000	Hannover Re (Bermuda) Ltd	BMU		44							2		2			2		
AA-1127084	00000	Lloyd'S Syndicate Number 1084	GBR		4														
AA-1120085	00000	Lloyd'S Syndicate Number 1274	GBR		2														
AA-1127400	00000	Lloyd'S Syndicate Number 1400	GBR		21							1		1			1		
AA-1120096	00000	Lloyd'S Syndicate Number 1880	GBR		25							1		1			1		
AA-1128003	00000	Lloyd'S Syndicate Number 2003	GBR		28							1		1			1		
AA-1120071	00000	Lloyd'S Syndicate Number 2007	GBR		26							1		1			1		
AA-1128010	00000	Lloyd'S Syndicate Number 2010	GBR		1														
AA-1128623	00000	Lloyd'S Syndicate Number 2623	GBR		25							1		1			1		
AA-1128791	00000	Lloyd'S Syndicate Number 2791	GBR		9														
AA-1128987	00000	Lloyd'S Syndicate Number 2987	GBR		33							2		2			2		
AA-1126033	00000	Lloyd'S Syndicate Number 33	GBR		7														
AA-1126382	00000	Lloyd'S Syndicate Number 382	GBR		17							1		1			1		
AA-1126005	00000	Lloyd'S Syndicate Number 4000	GBR		3														
AA-1120075	00000	Lloyd'S Syndicate Number 4020	GBR		16							1		1			1		
AA-1126004	00000	Lloyd'S Syndicate Number 4444	GBR		4														
AA-1126510	00000	Lloyd'S Syndicate Number 510	GBR		27							1		1			1		
AA-1126623	00000	Lloyd'S Syndicate Number 623	GBR		5														
AA-1840000	00000	Mapfre Re Compania de Reaseguros SA	ESP		41							2		2			2		
AA-3194129	00000	Montpelier Reins Ltd	BMU		52							2		2			2		
AA-3190686	00000	Partner Reins Co Ltd	BMU		90							4		4	(1)		5		
AA-3190339	00000	Renaissance Reins Ltd	BMU		6														
1299998. Total Authorized - Other Non-U.S. Insurers (Under \$100,000)																			
1299999. Total Authorized - Other Non-U.S. Insurers					571							24		24	(2)		26		
1399999. Total Authorized					13,691							334		334	(1,274)		1,608		
1499999. Total Unauthorized - Affiliates - U.S. Intercompany Pooling																			
1799999. Total Unauthorized - Affiliates - U.S. Non-Pool																			
2099999. Total Unauthorized - Affiliates - Other (Non-U.S.)																			
2199999. Total Unauthorized - Affiliates																			
74-2195939	00000	Houston Cas Co	TX		46							2		2			2		
2299998. Total Unauthorized - Other U.S. Unaffiliated Insurers (Under \$100,000)																			

ANNUAL STATEMENT FOR THE YEAR 2013 OF THE NATIONWIDE INSURANCE COMPANY OF FLORIDA

SCHEDULE F - PART 3

Ceded Reinsurance as of December 31, Current Year (000 OMITTED)

1	2	3	4	5	6	Reinsurance Recoverable On									Reinsurance Payable		18	19
						7	8	9	10	11	12	13	14	15	16	17		
ID Number	NAIC Company Code	Name of Reinsurer	Domiciliary Jurisdiction	Reinsurance Contracts Ceding 75% or More of Direct Premiums Written	Reinsurance Premiums Ceded	Paid Losses	Paid LAE	Known Case Loss Reserves	Known Case LAE Reserves	IBNR Loss Reserves	IBNR LAE Reserves	Unearned Premiums	Contingent Commis-sions	Columns 7 thru 14 Totals	Ceded Balances Payable	Other Amounts Due to Reinsurers	Net Amount Recoverable From Reinsurers Cols. 15 - [16 + 17]	Funds Held By Company Under Reinsurance Treaties
2299999. Total Unauthorized - Other U.S. Unaffiliated Insurers					46							2		2			2	
2399999. Total Unauthorized - Pools - Mandatory Pools																		
AA-3190770	..00000	Ace Tempest Reins Co Ltd	BMU		101							5		5	(1)		6	
AA-3194128	..00000	Allied World Assurance Co Ltd	BMU		31							1		1			1	
AA-3194126	..00000	Arch Reins Ltd	BMU		19							1		1			1	
AA-3190932	..00000	Argo Re	BMU		61							3		3			3	
AA-3190873	..00000	Ariel Reins Co Ltd	BMU		22							1		1			1	
AA-3770320	..00000	Caelus Re Ltd	CYM		687										319		(319)	
AA-3194161	..00000	Catlin Ins Co Ltd	BMU		29							1		1			1	
AA-1460006	..00000	Flagstone Reassurance Suisse Sa	CHE		19							1		1			1	
AA-1126435	..00000	Lloyd'S Syndicate Number 435	GBR		126							6		6	(1)		7	
AA-3190829	..00000	Markel Bermuda Ltd	BMU		78							4		4	(1)		5	
AA-3194200	..00000	Ms Frontier Reins Ltd	BMU		28							1		1			1	
AA-3191183	..00000	Pacre Ltd	BMU		6													
AA-1464100	..00000	Scor Switzerland Ltd	CHE		61							3		3			3	
AA-1440076	..00000	Sirius Intl Ins Corp	SWI		68							3		3	(1)		4	
AA-1580110	..00000	Sompo Japan Ins Inc	JPN		13							1		1			1	
AA-3190838	..00000	Tokio Millenium Re Ltd	BMU		43							2		2			2	
AA-3190870	..00000	Validus Reins Ltd	BMU		21							1		1			1	
AA-3190757	..00000	XI Re Ltd	BMU		116							5		5	(1)		6	
2599998. Total Unauthorized - Other Non-U.S. Insurers (Under \$100,000)																		
2599999. Total Unauthorized - Other Non-U.S. Insurers					1,529							39		39	314		(275)	
2699999. Total Unauthorized					1,575							41		41	314		(273)	
2799999. Total Certified - Affiliates - U.S. Intercompany Pooling																		
3099999. Total Certified - Affiliates - U.S. Non-Pool																		
3399999. Total Certified - Affiliates - Other (Non-U.S.)																		
3499999. Total Certified - Affiliates																		
3599998. Total Certified - Other U.S. Unaffiliated Insurers (Under \$100,000)																		
3599999. Total Certified - Other U.S. Unaffiliated Insurers																		
3899998. Total Certified - Other Non-U.S. Insurers (Under \$100,000)																		
3899999. Total Certified - Other Non-U.S. Insurers																		
3999999. Total Certified																		
4099999. Total Authorized, Unauthorized and Certified					15,266							375		375	(960)		1,335	
4199999. Total Protected Cells																		
9999999 Totals					15,266							375		375	(960)		1,335	

NOTE: A. Report the five largest provisional commission rates included in the cedant's reinsurance treaties.
The commission rate to be reported is by contract with ceded premium in excess of \$50,000:

1	2	3
Name of Reinsurer	Commission Rate	Ceded Premium
1.
2.
3.
4.
5.

B. Report the five largest reinsurance recoverables reported in Column 15, due from any one reinsurer (based on the total recoverables, Line 9999999, Column 15), the amount of ceded premium, and indicate whether the recoverables are due from an affiliated insurer.

1	2	3	4
Name of Reinsurer	Total Recoverables	Ceded Premiums	Affiliated
1. NATIONWIDE MUTUAL INS CO	266	9,189	Yes [X] No []
2. SWISS REINS AMER CORP	19	390	Yes [] No [X]

ANNUAL STATEMENT FOR THE YEAR 2013 OF THE NATIONWIDE INSURANCE COMPANY OF FLORIDA

SCHEDULE F - PART 3

Ceded Reinsurance as of December 31, Current Year (000 OMITTED)

1	2	3	4	5	6	Reinsurance Recoverable On									Reinsurance Payable		18	19
						7	8	9	10	11	12	13	14	15	16	17		
ID Number	NAIC Com- pany Code	Name of Reinsurer	Domiciliary Jurisdiction	Reinsurance Contracts Ceding 75% or More of Direct Premiums Written	Reinsurance Premiums Ceded	Paid Losses	Paid LAE	Known Case Loss Reserves	Known Case LAE Reserves	IBNR Loss Reserves	IBNR LAE Reserves	Unearned Premiums	Contingent Commis- sions	Columns 7 thru 14 Totals	Ceded Balances Payable	Other Amounts Due to Reinsurers	Net Amount Recoverable From Reinsurers Cols. 15 - [16 + 17]	Funds Held By Company Under Reinsurance Treaties
3.	TRANSATLANTIC REINS CO			13		274	Yes [] No [X]											
4.	LLOYD'S SYNDICATE NUMBER 435			6		126	Yes [] No [X]											
5.	XL Re Ltd			5		116	Yes [] No [X]											

ANNUAL STATEMENT FOR THE YEAR 2013 OF THE NATIONWIDE INSURANCE COMPANY OF FLORIDA

SCHEDULE F - PART 4

Aging of Ceded Reinsurance as of December 31, Current Year (000 OMITTED)

[illegible]

ANNUAL STATEMENT FOR THE YEAR 2013 OF THE NATIONWIDE INSURANCE COMPANY OF FLORIDA

SCHEDULE F - PART 5

Provision for Unauthorized Reinsurance as of December 31, Current Year (000 OMITTED)

1	2	3	4	5	6	7	8	9	10	11	12	13	14	15	16	17	18
ID Number	NAIC Com- pany Code	Name of Reinsurer	Domi- ciliary Juris- diction	Reinsurance Recoverable all Items Schedule F Part 3, Col. 15	Funds Held By Company Under Reinsurance Treaties	Letters of Credit	Issuing or Confirming Bank Reference Number (a)	Ceded Balances Payable	Miscellaneous Balances Payable	Trust Funds and Other Allowed Offset Items	Total Collateral and Offsets Allowed (Cols. 6+7+9+10 +11 but not in Excess of Col. 5)	Provision for Unauthorized Reinsurance (Col. 5 Minus Col. 12)	Recoverable Paid Losses & LAE Expenses Over 90 Days past Due not in Dispute	20% of Amount in Col. 14	20% of Amount in Dispute Included in Column 5	Provision for Overdue Reinsurance (Col 15 plus Col. 16)	Total Provision for Reinsurance Ceded to Unauthorized Reinsurers (Col. 13 plus Col. 17 but not in Excess of Col. 5)
0499999. Total - U.S. Non-Pool							XXX										
0799999. Total - Other (Non-U.S.)							XXX										
0899999. Total - Affiliates							XXX										
74-2195939	42374	Houston Cas Co	TX	2								2					2
0999999. Total Other U.S. Unaffiliated Insurers				2			XXX					2					2
AA-3190770	00000	Ace Tempest Reins Co Ltd	BMJ	5				(1)			(1)	6					5
AA-3194128	00000	Allied World Assurance Co Ltd	BMJ	1								1					1
AA-3194126	00000	Arch Reins Ltd	BMJ	1								1					1
AA-3190932	00000	Argo Re	BMJ	3								3					3
AA-3190873	00000	Ariel Reins Co Ltd	BMJ	1								1					1
AA-3770320	00000	Caelus Re Ltd	CYM					319									
AA-3194161	00000	Catlin Ins Co Ltd	BMJ	1								1					1
AA-1460006	00000	Flagstone Reassurance Suisse Sa	CHE	1								1					1
AA-1126435	00000	Lloyd'S Syndicate Number 435	GBR	6				(1)			(1)	7					6
AA-3190829	00000	Markel Bermuda Ltd	BMJ	4				(1)			(1)	5					4
AA-3194200	00000	Ms Frontier Reins Ltd	BMJ	1								1					1
AA-1464100	00000	Scor Switzerland Ltd	CHE	3								3					3
AA-1440076	00000	Sirius Intl Ins Corp	SWE	3				(1)			(1)	4					3
AA-1580110	00000	Sompo Japan Ins Inc	JPN	1								1					1
AA-3190838	00000	Tokio Millenium Re Ltd	BMJ	2								2					2
AA-3190870	00000	Validus Reins Ltd	BMJ	1								1					1
AA-3190757	00000	XI Re Ltd	BMJ	5				(1)			(1)	6					5
1299999. Total Other Non-U.S. Insurers				39			XXX	314			(5)	44					39
1399999. Total Affiliates and Others				41			XXX	314			(5)	46					41
1499999. Total Protected Cells							XXX										
9999999 Totals				41			XXX	314			(5)	46					41

1. Amounts in dispute totaling \$ are included in Column 5.
2. Amounts in dispute totaling \$ are excluded from Column 14.

(a)	Issuing or Confirming Bank Reference Number	Letters of Credit Code	American Bankers Association (ABA) Routing Number	Issuing or Confirming Bank Name	Letters of Credit Amount
				NONE	

Schedule F - Part 6 - Section 1 - Provision for Reinsurance Ceded to Certified Reinsurers

N O N E

Schedule F - Part 6 - Section 1 - Bank Footnote

N O N E

Schedule F - Part 6 - Section 2 - Provision for Overdue Reinsurance Ceded to Certified Reinsurers

N O N E

Schedule F - Part 7 - Provision for Overdue Authorized Reinsurance

N O N E

ANNUAL STATEMENT FOR THE YEAR 2013 OF THE NATIONWIDE INSURANCE COMPANY OF FLORIDA

SCHEDULE F - PART 8

Provision for Overdue Reinsurance as of December 31, Current Year

[illegible]

SCHEDULE F - PART 9

Restatement of Balance Sheet to Identify Net Credit for Reinsurance

	1 As Reported (Net of Ceded)	2 Restatement Adjustments	3 Restated (Gross of Ceded)
ASSETS (Page 2, Col. 3)			
1. Cash and invested assets (Line 12)	309,809,804		309,809,804
2. Premiums and considerations (Line 15)	6,612,504		6,612,504
3. Reinsurance recoverable on loss and loss adjustment expense payments (Line 16.1)			
4. Funds held by or deposited with reinsured companies (Line 16.2)			
5. Other assets	8,986,113		8,986,113
6. Net amount recoverable from reinsurers		27,878	27,878
7. Protected cell assets (Line 27)			
8. Totals (Line 28)	325,408,421	27,878	325,436,299
LIABILITIES (Page 3)			
9. Losses and loss adjustment expenses (Lines 1 through 3)	23,028,048		23,028,048
10. Taxes, expenses, and other obligations (Lines 4 through 8)	2,759,026		2,759,026
11. Unearned premiums (Line 9)	24,233,309	374,931	24,608,240
12. Advance premiums (Line 10)	623,641		623,641
13. Dividends declared and unpaid (Line 11.1 and 11.2)			
14. Ceded reinsurance premiums payable (net of ceding commissions (Line 12)	(960,390)	(306,053)	(1,266,443)
15. Funds held by company under reinsurance treaties (Line 13)			
16. Amounts withheld or retained by company for account of others (Line 14)			
17. Provision for reinsurance (Line 16)	41,000	(41,000)	
18. Other liabilities	2,773,126		2,773,126
19. Total liabilities excluding protected cell business (Line 26)	52,497,760	27,878	52,525,638
20. Protected cell liabilities (Line 27)			
21. Surplus as regards policyholders (Line 37)	272,910,661	XXX	272,910,661
22. Totals (Line 38)	325,408,421	27,878	325,436,299

NOTE: Is the restatement of this exhibit the result of grossing up balances ceded to affiliates under 100 percent reinsurance or pooling arrangements?

Yes [] No [X]

If yes, give full explanation:

Schedule H - Part 1

N O N E

Schedule H - Part 2 - Reserves and Liabilities

N O N E

Schedule H - Part 3 - Prior Year's Claim Reserves and Liabilities

N O N E

Schedule H - Part 4 - Reinsurance

N O N E

Schedule H - Part 5 - Health Claims

N O N E

ANNUAL STATEMENT FOR THE YEAR 2013 OF THE NATIONWIDE INSURANCE COMPANY OF FLORIDA

SCHEDULE P - PART 1A - HOMEOWNERS/FARMOWNERS

(\$000 OMITTED)

Years in Which Premiums Were Earned and Losses Were Incurred	Premiums Earned			Loss and Loss Expense Payments								12
	1 Direct and Assumed	2 Ceded	3 Net (1 - 2)	Loss Payments		Defense and Cost Containment Payments		Adjusting and Other Payments		10 Salvage and Subrogation Received	11 Total Net Paid Cols (4 - 5 + 6 - 7 + 8 - 9)	Number of Claims Reported Direct and Assumed
				4 Direct and Assumed	5 Ceded	6 Direct and Assumed	7 Ceded	8 Direct and Assumed	9 Ceded			
1. Prior.....	XXX	XXX	XXX	153		42		7		2	202	XXX
2. 2004.....	203,635	34,088	169,546	743,718	184,062	8,961	7,375	66,905	1,401	1,053	626,746	79,586
3. 2005.....	248,030	28,277	219,753	251,608	35,885	6,898	262	17,318	2,028	1,426	237,649	55,241
4. 2006.....	287,621	108,632	178,989	76,753		4,182		15,571		1,113	96,506	8,248
5. 2007.....	275,445	123,358	152,087	88,351		4,269		5,323		967	97,943	8,137
6. 2008.....	178,812	43,757	135,055	83,786		4,410		6,162		789	94,358	7,621
7. 2009.....	136,166	20,547	115,619	75,891		4,856		6,939		682	87,687	6,081
8. 2010.....	113,957	23,698	90,259	69,109		4,476		4,730		331	78,314	4,754
9. 2011.....	64,607	23,606	41,001	33,473		2,006		2,187		145	37,666	2,906
10. 2012.....	54,539	20,747	33,792	19,165		915		2,171		118	22,251	2,041
11. 2013.....	50,382	15,565	34,816	12,592		280		1,637		29	14,509	1,317
12. Totals	XXX	XXX	XXX	1,454,600	219,947	41,295	7,637	128,950	3,429	6,655	1,393,832	XXX

	Losses Unpaid				Defense and Cost Containment Unpaid				Adjusting and Other Unpaid		23	24	25			
	Case Basis		Bulk + IBNR		Case Basis		Bulk + IBNR									
	13	14	15	16	17	18	19	20	21	22				Salvage and Subrogation Anticipated	Total Net Losses and Expenses Unpaid	Number of Claims Outstanding Direct and Assumed
	Direct and Assumed	Ceded	Direct and Assumed	Ceded	Direct and Assumed	Ceded	Direct and Assumed	Ceded	Direct and Assumed	Ceded						
1. Prior.....	905								29			934	4			
2. 2004.....	138						23		19			180	4			
3. 2005.....	577						40		10			627	8			
4. 2006.....	864		24				86		31			1,005	6			
5. 2007.....	630		54				133		39			857	5			
6. 2008.....	372		124				233		27			756	5			
7. 2009.....	2,104		401				388		32		5	2,926	8			
8. 2010.....	1,143		1,011				679		15		14	2,848				
9. 2011.....	2,794		771				474		25		19	4,064				
10. 2012.....	947		1,201				430		28		25	2,606				
11. 2013.....	2,216		3,062				755		159		63	6,191				
12. Totals	12,691		6,647				3,243		414		126	22,995	40			

	Total Losses and Loss Expenses Incurred			Loss and Loss Expense Percentage (Incurred /Premiums Earned)			Nontabular Discount		34	Net Balance Sheet Reserves After Discount	
	26	27	28	29	30	31	32	33	Inter- Company Pooling Participation Percentage	35	36
	Direct and Assumed	Ceded	Net	Direct and Assumed	Ceded	Net	Loss	Loss Expense		Losses Unpaid	Loss Expenses Unpaid
1. Prior.....	XXX	XXX	XXX	XXX	XXX	XXX			XXX	905	29
2. 2004.....	819,764	192,838	626,926	402.6	565.7	369.8				138	42
3. 2005.....	276,451	38,175	238,276	111.5	135.0	108.4				577	51
4. 2006.....	97,511		97,511	33.9		54.5				888	117
5. 2007.....	98,800		98,800	35.9		65.0				684	173
6. 2008.....	95,115		95,115	53.2		70.4				496	260
7. 2009.....	90,612		90,612	66.5		78.4				2,505	421
8. 2010.....	81,163		81,163	71.2		89.9				2,154	694
9. 2011.....	41,730		41,730	64.6		101.8				3,565	499
10. 2012.....	24,857		24,857	45.6		73.6				2,149	457
11. 2013.....	20,701		20,701	41.1		59.5				5,278	913
12. Totals	XXX	XXX	XXX	XXX	XXX	XXX			XXX	19,338	3,656

Schedule P - Part 1B - Private Passenger Auto Liability/Medical

N O N E

Schedule P - Part 1C - Commercial Auto/Truck Liability/Medical

N O N E

Schedule P - Part 1D - Workers' Compensation (Excluding Excess Workers' Compensation)

N O N E

Schedule P - Part 1E - Commercial Multiple Peril

N O N E

Schedule P - Part 1F - Section 1 - Medical Professional Liability - Occurrence

N O N E

Schedule P - Part 1F - Section 2 - Medical Professional Liability - Claims-Made

N O N E

Schedule P - Part 1G - Special Liability (Ocean Marine, Aircraft (all perils), Boiler and Machinery)

N O N E

ANNUAL STATEMENT FOR THE YEAR 2013 OF THE NATIONWIDE INSURANCE COMPANY OF FLORIDA

SCHEDULE P - PART 1H - SECTION 1 - OTHER LIABILITY - OCCURRENCE

(\$000 OMITTED)

Years in Which Premiums Were Earned and Losses Were Incurred	Premiums Earned			Loss and Loss Expense Payments								12
	1 Direct and Assumed	2 Ceded	3 Net (1 - 2)	Loss Payments		Defense and Cost Containment Payments		Adjusting and Other Payments		10 Salvage and Subrogation Received	11 Total Net Paid Cols (4 - 5 + 6 - 7 + 8 - 9)	Number of Claims Reported Direct and Assumed
				4 Direct and Assumed	5 Ceded	6 Direct and Assumed	7 Ceded	8 Direct and Assumed	9 Ceded			
1. Prior.....	XXX	XXX	XXX									XXX
2. 2004.....				452		157		13			622	3
3. 2005.....				480		2		14			497	3
4. 2006.....				23				19			42	1
5. 2007.....	835		835	502		21		34		(1)	558	15
6. 2008.....	211		211	109				115			224	5
7. 2009.....	373		373	79		17		15			111	10
8. 2010.....	17		17					12			12	
9. 2011.....												
10. 2012.....								2			2	
11. 2013.....												
12. Totals	XXX	XXX	XXX	1,645		197		226		(1)	2,069	XXX

	Losses Unpaid				Defense and Cost Containment Unpaid				Adjusting and Other Unpaid		23	24	25
	Case Basis		Bulk + IBNR		Case Basis		Bulk + IBNR		Adjusting and Other Unpaid		Salvage and Subrogation Anticipated	Total Net Losses and Expenses Unpaid	Number of Claims Outstanding Direct and Assumed
	13	14	15	16	17	18	19	20	21	22			
	Direct and Assumed	Ceded	Direct and Assumed	Ceded	Direct and Assumed	Ceded	Direct and Assumed	Ceded	Direct and Assumed	Ceded			
1. Prior.....													
2. 2004.....													
3. 2005.....													
4. 2006.....													
5. 2007.....													
6. 2008.....													
7. 2009.....													
8. 2010.....													
9. 2011.....													
10. 2012.....													
11. 2013.....													
12. Totals													

	Total Losses and Loss Expenses Incurred			Loss and Loss Expense Percentage (Incurred /Premiums Earned)			Nontabular Discount		34 Inter-Company Pooling Participation Percentage	Net Balance Sheet Reserves After Discount	
	26 Direct and Assumed	27 Ceded	28 Net	29 Direct and Assumed	30 Ceded	31 Net	32 Loss	33 Loss Expense		35 Losses Unpaid	36 Loss Expenses Unpaid
1. Prior.....	XXX	XXX	XXX	XXX	XXX	XXX			XXX		
2. 2004.....	622		622								
3. 2005.....	497		497								
4. 2006.....	42		42								
5. 2007.....	558		558	66.8		66.8					
6. 2008.....	224		224	106.5		106.5					
7. 2009.....	111		111	29.7		29.7					
8. 2010.....	12		12	72.7		72.7					
9. 2011.....											
10. 2012.....	2		2								
11. 2013.....											
12. Totals	XXX	XXX	XXX	XXX	XXX	XXX			XXX		

ANNUAL STATEMENT FOR THE YEAR 2013 OF THE NATIONWIDE INSURANCE COMPANY OF FLORIDA

SCHEDULE P - PART 1H - SECTION 2 - OTHER LIABILITY - CLAIMS-MADE

(\$000 OMITTED)

Years in Which Premiums Were Earned and Losses Were Incurred	Premiums Earned			Loss and Loss Expense Payments								12
	1	2	3	Loss Payments		Defense and Cost Containment Payments		Adjusting and Other Payments		10	11	Number of Claims Reported Direct and Assumed
	Direct and Assumed	Ceded	Net (1 - 2)	4	5	6	7	8	9	Salvage and Subrogation Received	Total Net Paid Cols (4 - 5 + 6 - 7 + 8 - 9)	
				Direct and Assumed	Ceded	Direct and Assumed	Ceded	Direct and Assumed	Ceded			
1. Prior.....	XXX	XXX	XXX									XXX
2. 2004.....												
3. 2005.....												
4. 2006.....												
5. 2007.....												
6. 2008.....												
7. 2009.....												
8. 2010.....												
9. 2011.....												
10. 2012.....												
11. 2013.....												
12. Totals	XXX	XXX	XXX									XXX

	Losses Unpaid				Defense and Cost Containment Unpaid				Adjusting and Other Unpaid		23 Salvage and Subrogation Anticipated	24 Total Net Losses and Expenses Unpaid	25 Number of Claims Outstanding Direct and Assumed
	Case Basis		Bulk + IBNR		Case Basis		Bulk + IBNR		Adjusting and Other Unpaid				
	13	14	15	16	17	18	19	20	21	22			
	Direct and Assumed	Ceded	Direct and Assumed	Ceded	Direct and Assumed	Ceded	Direct and Assumed	Ceded	Direct and Assumed	Ceded			
1. Prior.....													
2. 2004.....													
3. 2005.....													
4. 2006.....													
5. 2007.....													
6. 2008.....													
7. 2009.....													
8. 2010.....													
9. 2011.....													
10. 2012.....													
11. 2013.....													
12. Totals													

	Total Losses and Loss Expenses Incurred			Loss and Loss Expense Percentage (Incurred /Premiums Earned)			Nontabular Discount		34 Inter-Company Pooling Participation Percentage	Net Balance Sheet Reserves After Discount	
	26	27	28	29	30	31	32	33		35	36
	Direct and Assumed	Ceded	Net	Direct and Assumed	Ceded	Net	Loss	Loss Expense		Losses Unpaid	Loss Expenses Unpaid
1. Prior.....	XXX	XXX	XXX	XXX	XXX	XXX			XXX		
2. 2004.....											
3. 2005.....											
4. 2006.....											
5. 2007.....											
6. 2008.....											
7. 2009.....											
8. 2010.....											
9. 2011.....											
10. 2012.....											
11. 2013.....											
12. Totals	XXX	XXX	XXX	XXX	XXX	XXX			XXX		

ANNUAL STATEMENT FOR THE YEAR 2013 OF THE NATIONWIDE INSURANCE COMPANY OF FLORIDA

SCHEDULE P - PART 11 - SPECIAL PROPERTY (FIRE, ALLIED LINES, INLAND MARINE, EARTHQUAKE, BURGLARY AND THEFT)

(\$000 OMITTED)

Years in Which Premiums Were Earned and Losses Were Incurred	Premiums Earned			Loss and Loss Expense Payments								12
	1	2	3	Loss Payments		Defense and Cost Containment Payments		Adjusting and Other Payments		10	11	Number of Claims Reported Direct and Assumed
				4	5	6	7	8	9			
Direct and Assumed	Ceded	Net (1 - 2)	Direct and Assumed	Ceded	Direct and Assumed	Ceded	Direct and Assumed	Ceded	Salvage and Subrogation Received	Total Net Paid Cols (4 - 5 + 6 - 7 + 8 - 9)		
1. Prior.....	XXX	XXX	XXX	(1)						1	(1)	XXX
2. 2012.....	1,007	24	983	122				26		2	148	XXX
3. 2013.....	881	49	832	155		1		21			176	XXX
4. Totals.....	XXX	XXX	XXX	275		1		47		4	323	XXX

	Losses Unpaid				Defense and Cost Containment Unpaid				Adjusting and Other Unpaid		23	24	25
	Case Basis		Bulk + IBNR		Case Basis		Bulk + IBNR						
	13	14	15	16	17	18	19	20	21	22			
	Direct and Assumed	Ceded	Direct and Assumed	Ceded	Direct and Assumed	Ceded	Direct and Assumed	Ceded	Direct and Assumed	Ceded			
1. Prior									(6)			(6)	1
2. 2012													
3. 2013	29		9						1			39	
4. Totals	29		9						(5)			33	1

	Total Losses and Loss Expenses Incurred			Loss and Loss Expense Percentage (Incurred /Premiums Earned)			Nontabular Discount		34 Inter-Company Pooling Participation Percentage	Net Balance Sheet Reserves After Discount	
	26	27	28	29	30	31	32	33		35	36
	Direct and Assumed	Ceded	Net	Direct and Assumed	Ceded	Net	Loss	Loss Expense		Losses Unpaid	Loss Expenses Unpaid
1. Prior	XXX	XXX	XXX	XXX	XXX	XXX			XXX		(6)
2. 2012	148		148	14.7		15.1					
3. 2013	215		215	24.4		25.9				37	2
4. Totals	XXX	XXX	XXX	XXX	XXX	XXX			XXX	38	(4)

Schedule P - Part 1J - Auto Physical Damage

N O N E

Schedule P - Part 1K - Fidelity/Surety

N O N E

Schedule P - Part 1L - Other (Including Credit, Accident and Health)

N O N E

Schedule P - Part 1M - International

N O N E

Schedule P - Part 1N - Reinsurance - Nonproportional Assumed Property

N O N E

Schedule P - Part 1O - Reinsurance - Nonproportional Assumed Liability

N O N E

Schedule P - Part 1P - Reinsurance - Nonproportional Assumed Financial Lines

N O N E

Schedule P - Part 1R - Section 1 - Products Liability - Occurrence

N O N E

Schedule P - Part 1R - Section 2 - Products Liability - Claims-Made

N O N E

Schedule P - Part 1S - Financial Guaranty/Mortgage Guaranty

N O N E

Schedule P - Part 1T - Warranty

N O N E

ANNUAL STATEMENT FOR THE YEAR 2013 OF THE NATIONWIDE INSURANCE COMPANY OF FLORIDA

SCHEDULE P - PART 2A - HOMEOWNERS/FARMOWNERS

Years in Which Losses Were Incurred	INCURRED NET LOSSES AND DEFENSE AND COST CONTAINMENT EXPENSES REPORTED AT YEAR END (\$000 OMITTED)										DEVELOPMENT	
	1 2004	2 2005	3 2006	4 2007	5 2008	6 2009	7 2010	8 2011	9 2012	10 2013	11 One Year	12 Two Year
1. Prior.....	22,582	20,106	21,664	21,934	26,942	25,275	26,309	26,489	26,744	26,951	207	462
2. 2004.....	527,005	579,706	553,549	556,517	558,712	560,063	560,966	561,682	561,684	561,403	(281)	(279)
3. 2005.....	XXX	203,261	207,137	209,870	216,708	219,078	221,212	222,923	223,298	222,976	(322)	53
4. 2006.....	XXX	XXX	72,692	73,410	80,761	81,719	81,524	82,049	81,753	81,909	156	(140)
5. 2007.....	XXX	XXX	XXX	88,469	95,592	93,514	95,086	93,644	93,418	93,437	20	(207)
6. 2008.....	XXX	XXX	XXX	XXX	95,565	91,950	90,109	88,227	89,104	88,926	(178)	699
7. 2009.....	XXX	XXX	XXX	XXX	XXX	79,987	84,404	83,839	83,744	83,641	(103)	(198)
8. 2010.....	XXX	XXX	XXX	XXX	XXX	XXX	81,554	76,941	76,954	76,418	(536)	(523)
9. 2011.....	XXX	XXX	XXX	XXX	XXX	XXX	XXX	39,313	38,382	39,518	1,136	205
10. 2012.....	XXX	XXX	XXX	XXX	XXX	XXX	XXX	XXX	25,266	22,658	(2,607)	XXX
11. 2013.....	XXX	XXX	XXX	XXX	XXX	XXX	XXX	XXX	XXX	18,905	XXX	XXX
12. Totals											(2,509)	73

SCHEDULE P - PART 2B - PRIVATE PASSENGER AUTO LIABILITY/MEDICAL

1. Prior.....												
2. 2004.....												
3. 2005.....	XXX											
4. 2006.....	XXX	XXX										
5. 2007.....	XXX	XXX	XXX									
6. 2008.....	XXX	XXX	XXX	XXX								
7. 2009.....	XXX	XXX	XXX	XXX	XXX							
8. 2010.....	XXX	XXX	XXX	XXX	XXX	XXX						
9. 2011.....	XXX	XXX	XXX	XXX	XXX	XXX	XXX					
10. 2012.....	XXX	XXX	XXX	XXX	XXX	XXX	XXX	XXX				XXX
11. 2013.....	XXX	XXX	XXX	XXX	XXX	XXX	XXX	XXX	XXX		XXX	XXX
12. Totals												

SCHEDULE P - PART 2C - COMMERCIAL AUTO/TRUCK LIABILITY/MEDICAL

1. Prior.....												
2. 2004.....												
3. 2005.....	XXX											
4. 2006.....	XXX	XXX										
5. 2007.....	XXX	XXX	XXX									
6. 2008.....	XXX	XXX	XXX	XXX								
7. 2009.....	XXX	XXX	XXX	XXX	XXX							
8. 2010.....	XXX	XXX	XXX	XXX	XXX	XXX						
9. 2011.....	XXX	XXX	XXX	XXX	XXX	XXX	XXX					
10. 2012.....	XXX	XXX	XXX	XXX	XXX	XXX	XXX	XXX				XXX
11. 2013.....	XXX	XXX	XXX	XXX	XXX	XXX	XXX	XXX	XXX		XXX	XXX
12. Totals												

SCHEDULE P - PART 2D - WORKERS' COMPENSATION
(EXCLUDING EXCESS WORKERS' COMPENSATION)

1. Prior.....												
2. 2004.....												
3. 2005.....	XXX											
4. 2006.....	XXX	XXX										
5. 2007.....	XXX	XXX	XXX									
6. 2008.....	XXX	XXX	XXX	XXX								
7. 2009.....	XXX	XXX	XXX	XXX	XXX							
8. 2010.....	XXX	XXX	XXX	XXX	XXX	XXX						
9. 2011.....	XXX	XXX	XXX	XXX	XXX	XXX	XXX					
10. 2012.....	XXX	XXX	XXX	XXX	XXX	XXX	XXX	XXX				XXX
11. 2013.....	XXX	XXX	XXX	XXX	XXX	XXX	XXX	XXX	XXX		XXX	XXX
12. Totals												

SCHEDULE P - PART 2E - COMMERCIAL MULTIPLE PERIL

1. Prior.....												
2. 2004.....												
3. 2005.....	XXX											
4. 2006.....	XXX	XXX										
5. 2007.....	XXX	XXX	XXX									
6. 2008.....	XXX	XXX	XXX	XXX								
7. 2009.....	XXX	XXX	XXX	XXX	XXX							
8. 2010.....	XXX	XXX	XXX	XXX	XXX	XXX						
9. 2011.....	XXX	XXX	XXX	XXX	XXX	XXX	XXX					
10. 2012.....	XXX	XXX	XXX	XXX	XXX	XXX	XXX	XXX				XXX
11. 2013.....	XXX	XXX	XXX	XXX	XXX	XXX	XXX	XXX	XXX		XXX	XXX
12. Totals												

ANNUAL STATEMENT FOR THE YEAR 2013 OF THE NATIONWIDE INSURANCE COMPANY OF FLORIDA

SCHEDULE P - PART 2F - SECTION 1 - MEDICAL PROFESSIONAL LIABILITY - OCCURRENCE

Years in Which Losses Were Incurred	INCURRED NET LOSSES AND DEFENSE AND COST CONTAINMENT EXPENSES REPORTED AT YEAR END (\$000 OMITTED)										DEVELOPMENT	
	1 2004	2 2005	3 2006	4 2007	5 2008	6 2009	7 2010	8 2011	9 2012	10 2013	11 One Year	12 Two Year
1. Prior.....												
2. 2004.....												
3. 2005.....	XXX											
4. 2006.....	XXX	XXX										
5. 2007.....	XXX	XXX	XXX									
6. 2008.....	XXX	XXX	XXX	XXX								
7. 2009.....	XXX	XXX	XXX	XXX	XXX							
8. 2010.....	XXX	XXX	XXX	XXX	XXX	XXX						
9. 2011.....	XXX	XXX	XXX	XXX	XXX	XXX	XXX					
10. 2012.....	XXX	XXX	XXX	XXX	XXX	XXX	XXX	XXX				XXX
11. 2013.....	XXX	XXX	XXX	XXX	XXX	XXX	XXX	XXX	XXX		XXX	XXX
12. Totals												

SCHEDULE P - PART 2F - SECTION 2 - MEDICAL PROFESSIONAL LIABILITY - CLAIMS-MADE

1. Prior.....												
2. 2004.....												
3. 2005.....	XXX											
4. 2006.....	XXX	XXX										
5. 2007.....	XXX	XXX	XXX									
6. 2008.....	XXX	XXX	XXX	XXX								
7. 2009.....	XXX	XXX	XXX	XXX	XXX							
8. 2010.....	XXX	XXX	XXX	XXX	XXX	XXX						
9. 2011.....	XXX	XXX	XXX	XXX	XXX	XXX	XXX					
10. 2012.....	XXX	XXX	XXX	XXX	XXX	XXX	XXX	XXX				XXX
11. 2013.....	XXX	XXX	XXX	XXX	XXX	XXX	XXX	XXX	XXX		XXX	XXX
12. Totals												

SCHEDULE P - PART 2G - SPECIAL LIABILITY (OCEAN MARINE, AIRCRAFT (ALL PERILS),
BOILER AND MACHINERY)

1. Prior.....												
2. 2004.....												
3. 2005.....	XXX											
4. 2006.....	XXX	XXX										
5. 2007.....	XXX	XXX	XXX									
6. 2008.....	XXX	XXX	XXX	XXX								
7. 2009.....	XXX	XXX	XXX	XXX	XXX							
8. 2010.....	XXX	XXX	XXX	XXX	XXX	XXX						
9. 2011.....	XXX	XXX	XXX	XXX	XXX	XXX	XXX					
10. 2012.....	XXX	XXX	XXX	XXX	XXX	XXX	XXX	XXX				XXX
11. 2013.....	XXX	XXX	XXX	XXX	XXX	XXX	XXX	XXX	XXX		XXX	XXX
12. Totals												

SCHEDULE P - PART 2H - SECTION 1 - OTHER LIABILITY - OCCURRENCE

1. Prior.....				4	6	6	(593)	(593)	(593)	(593)		
2. 2004.....				439	609	609	609	609	609	609		
3. 2005.....	XXX			88	483	482	482	482	482	482		
4. 2006.....	XXX	XXX		155	25	23	23	23	23	23		
5. 2007.....	XXX	XXX	XXX	140	521	523	525	523	523	523		
6. 2008.....	XXX	XXX	XXX	XXX	21	110	110	109	109	109		
7. 2009.....	XXX	XXX	XXX	XXX	XXX	35	80	90	96	96		6
8. 2010.....	XXX	XXX	XXX	XXX	XXX	XXX	1					
9. 2011.....	XXX	XXX	XXX	XXX	XXX	XXX	XXX					
10. 2012.....	XXX	XXX	XXX	XXX	XXX	XXX	XXX	XXX				XXX
11. 2013.....	XXX	XXX	XXX	XXX	XXX	XXX	XXX	XXX	XXX		XXX	XXX
12. Totals												6

SCHEDULE P - PART 2H - SECTION 2 - OTHER LIABILITY - CLAIMS-MADE

1. Prior.....												
2. 2004.....												
3. 2005.....	XXX											
4. 2006.....	XXX	XXX										
5. 2007.....	XXX	XXX	XXX									
6. 2008.....	XXX	XXX	XXX	XXX								
7. 2009.....	XXX	XXX	XXX	XXX	XXX							
8. 2010.....	XXX	XXX	XXX	XXX	XXX	XXX						
9. 2011.....	XXX	XXX	XXX	XXX	XXX	XXX	XXX					
10. 2012.....	XXX	XXX	XXX	XXX	XXX	XXX	XXX	XXX				XXX
11. 2013.....	XXX	XXX	XXX	XXX	XXX	XXX	XXX	XXX	XXX		XXX	XXX
12. Totals												

ANNUAL STATEMENT FOR THE YEAR 2013 OF THE NATIONWIDE INSURANCE COMPANY OF FLORIDA

SCHEDULE P - PART 2I - SPECIAL PROPERTY (FIRE, ALLIED LINES, INLAND MARINE, EARTHQUAKE, BURGLARY, AND THEFT)

Years in Which Losses Were Incurred	INCURRED NET LOSSES AND DEFENSE AND COST CONTAINMENT EXPENSES REPORTED AT YEAR END (\$000 OMITTED)										DEVELOPMENT	
	1 2004	2 2005	3 2006	4 2007	5 2008	6 2009	7 2010	8 2011	9 2012	10 2013	11 One Year	12 Two Year
1. Prior.....	XXX	XXX	XXX	XXX	XXX	XXX	XXX	185	177	154	(24)	(31)
2. 2012.....	XXX	XXX	XXX	XXX	XXX	XXX	XXX	XXX	112	122	10	XXX
3. 2013.....	XXX	XXX	XXX	XXX	XXX	XXX	XXX	XXX	XXX	193	XXX	XXX
4. Totals											(14)	(31)

SCHEDULE P - PART 2J - AUTO PHYSICAL DAMAGE

1. Prior.....	XXX	XXX	XXX	XXX	XXX	XXX	XXX					
2. 2012.....	XXX	XXX	XXX	XXX	XXX	XXX	XXX	XXX				XXX
3. 2013.....	XXX	XXX	XXX	XXX	XXX	XXX	XXX	XXX	XXX		XXX	XXX
4. Totals												

SCHEDULE P - PART 2K - FIDELITY/SURETY

1. Prior.....	XXX	XXX	XXX	XXX	XXX	XXX	XXX					
2. 2012.....	XXX	XXX	XXX	XXX	XXX	XXX	XXX	XXX				XXX
3. 2013.....	XXX	XXX	XXX	XXX	XXX	XXX	XXX	XXX	XXX		XXX	XXX
4. Totals												

SCHEDULE P - PART 2L - OTHER (INCLUDING CREDIT, ACCIDENT AND HEALTH)

1. Prior.....	XXX	XXX	XXX	XXX	XXX	XXX	XXX					
2. 2012.....	XXX	XXX	XXX	XXX	XXX	XXX	XXX	XXX				XXX
3. 2013.....	XXX	XXX	XXX	XXX	XXX	XXX	XXX	XXX	XXX		XXX	XXX
4. Totals												

SCHEDULE P - PART 2M - INTERNATIONAL

1. Prior.....												
2. 2004.....												
3. 2005.....	XXX											
4. 2006.....	XXX	XXX										
5. 2007.....	XXX	XXX	XXX									
6. 2008.....	XXX	XXX	XXX	XXX								
7. 2009.....	XXX	XXX	XXX	XXX	XXX							
8. 2010.....	XXX	XXX	XXX	XXX	XXX	XXX						
9. 2011.....	XXX	XXX	XXX	XXX	XXX	XXX	XXX					
10. 2012.....	XXX	XXX	XXX	XXX	XXX	XXX	XXX	XXX				XXX
11. 2013.....	XXX	XXX	XXX	XXX	XXX	XXX	XXX	XXX	XXX		XXX	XXX
12. Totals												

Schedule P - Part 2N - Reinsurance - Nonproportional Assumed Property

N O N E

Schedule P - Part 2O - Reinsurance - Nonproportional Assumed Liability

N O N E

Schedule P - Part 2P - Reinsurance - Nonproportional Assumed Financial Lines

N O N E

Schedule P - Part 2R - Section 1 - Products Liability - Occurrence

N O N E

Schedule P - Part 2R - Section 2 - Products Liability - Claims-Made

N O N E

Schedule P - Part 2S - Financial Guaranty/Mortgage Guaranty

N O N E

Schedule P - Part 2T - Warranty

N O N E

ANNUAL STATEMENT FOR THE YEAR 2013 OF THE NATIONWIDE INSURANCE COMPANY OF FLORIDA

SCHEDULE P - PART 3A - HOMEOWNERS/FARMOWNERS

Years in Which Losses Were Incurred	CUMULATIVE PAID NET LOSSES AND DEFENSE AND COST CONTAINMENT EXPENSES REPORTED AT YEAR END (\$000 OMITTED)										11 Number of Claims Closed With Loss Payment	12 Number of Claims Closed Without Loss Payment
	1	2	3	4	5	6	7	8	9	10		
	2004	2005	2006	2007	2008	2009	2010	2011	2012	2013		
1. Prior.....	.000	8,026	14,286	18,502	21,237	22,168	26,374	26,031	25,851	26,046	403	
2. 2004.....	476,522	525,452	542,320	550,257	553,867	556,520	558,576	560,572	560,974	561,242	72,476	7,106
3. 2005.....	XXX	137,828	193,177	202,912	210,022	214,564	219,549	220,771	222,197	222,359	52,028	3,205
4. 2006.....	XXX	XXX	35,868	60,863	69,892	75,714	77,959	80,288	80,641	80,935	6,441	1,801
5. 2007.....	XXX	XXX	XXX	48,344	77,822	83,542	87,391	90,331	92,022	92,620	6,545	1,587
6. 2008.....	XXX	XXX	XXX	XXX	49,642	73,990	80,838	82,920	86,852	88,197	6,204	1,412
7. 2009.....	XXX	XXX	XXX	XXX	XXX	42,148	66,007	73,889	78,573	80,748	4,788	1,285
8. 2010.....	XXX	XXX	XXX	XXX	XXX	XXX	40,290	62,865	69,097	73,585	3,429	1,325
9. 2011.....	XXX	XXX	XXX	XXX	XXX	XXX	XXX	22,332	32,339	35,479	2,103	803
10. 2012.....	XXX	XXX	XXX	XXX	XXX	XXX	XXX	XXX	15,671	20,080	1,583	458
11. 2013.....	XXX	XXX	XXX	XXX	XXX	XXX	XXX	XXX	XXX	12,872	1,070	247

SCHEDULE P - PART 3B - PRIVATE PASSENGER AUTO LIABILITY/MEDICAL

1. Prior.....	.000											
2. 2004.....												
3. 2005.....	XXX											
4. 2006.....	XXX	XXX										
5. 2007.....	XXX	XXX	XXX									
6. 2008.....	XXX	XXX	XXX	XXX								
7. 2009.....	XXX	XXX	XXX	XXX	XXX							
8. 2010.....	XXX	XXX	XXX	XXX	XXX	XXX						
9. 2011.....	XXX	XXX	XXX	XXX	XXX	XXX	XXX					
10. 2012.....	XXX	XXX	XXX	XXX	XXX	XXX	XXX	XXX				
11. 2013.....	XXX	XXX	XXX	XXX	XXX	XXX	XXX	XXX	XXX			

SCHEDULE P - PART 3C - COMMERCIAL AUTO/TRUCK LIABILITY/MEDICAL

1. Prior.....	.000											
2. 2004.....												
3. 2005.....	XXX											
4. 2006.....	XXX	XXX										
5. 2007.....	XXX	XXX	XXX									
6. 2008.....	XXX	XXX	XXX	XXX								
7. 2009.....	XXX	XXX	XXX	XXX	XXX							
8. 2010.....	XXX	XXX	XXX	XXX	XXX	XXX						
9. 2011.....	XXX	XXX	XXX	XXX	XXX	XXX	XXX					
10. 2012.....	XXX	XXX	XXX	XXX	XXX	XXX	XXX	XXX				
11. 2013.....	XXX	XXX	XXX	XXX	XXX	XXX	XXX	XXX	XXX	XXX		

**SCHEDULE P - PART 3D - WORKERS' COMPENSATION
(EXCLUDING EXCESS WORKERS' COMPENSATION)**

1. Prior.....	.000											
2. 2004.....												
3. 2005.....	XXX											
4. 2006.....	XXX	XXX										
5. 2007.....	XXX	XXX	XXX									
6. 2008.....	XXX	XXX	XXX	XXX								
7. 2009.....	XXX	XXX	XXX	XXX	XXX							
8. 2010.....	XXX	XXX	XXX	XXX	XXX	XXX						
9. 2011.....	XXX	XXX	XXX	XXX	XXX	XXX	XXX					
10. 2012.....	XXX	XXX	XXX	XXX	XXX	XXX	XXX	XXX				
11. 2013.....	XXX	XXX	XXX	XXX	XXX	XXX	XXX	XXX	XXX	XXX		

SCHEDULE P - PART 3E - COMMERCIAL MULTIPLE PERIL

1. Prior.....	.000											
2. 2004.....												
3. 2005.....	XXX											
4. 2006.....	XXX	XXX										
5. 2007.....	XXX	XXX	XXX									
6. 2008.....	XXX	XXX	XXX	XXX								
7. 2009.....	XXX	XXX	XXX	XXX	XXX							
8. 2010.....	XXX	XXX	XXX	XXX	XXX	XXX						
9. 2011.....	XXX	XXX	XXX	XXX	XXX	XXX	XXX					
10. 2012.....	XXX	XXX	XXX	XXX	XXX	XXX	XXX	XXX				
11. 2013.....	XXX	XXX	XXX	XXX	XXX	XXX	XXX	XXX	XXX	XXX		

ANNUAL STATEMENT FOR THE YEAR 2013 OF THE NATIONWIDE INSURANCE COMPANY OF FLORIDA

SCHEDULE P - PART 3F - SECTION 1 - MEDICAL PROFESSIONAL LIABILITY - OCCURRENCE

Years in Which Losses Were Incurred	CUMULATIVE PAID NET LOSSES AND DEFENSE AND COST CONTAINMENT EXPENSES REPORTED AT YEAR END (\$000 OMITTED)										11 Number of Claims Closed With Loss Payment	12 Number of Claims Closed Without Loss Payment
	1	2	3	4	5	6	7	8	9	10		
	2004	2005	2006	2007	2008	2009	2010	2011	2012	2013		
1. Prior.....	.000											
2. 2004.....												
3. 2005.....	XXX											
4. 2006.....	XXX	XXX										
5. 2007.....	XXX	XXX	XXX									
6. 2008.....	XXX	XXX	XXX	XXX								
7. 2009.....	XXX	XXX	XXX	XXX	XXX							
8. 2010.....	XXX	XXX	XXX	XXX	XXX	XXX						
9. 2011.....	XXX	XXX	XXX	XXX	XXX	XXX	XXX					
10. 2012.....	XXX	XXX	XXX	XXX	XXX	XXX	XXX	XXX				
11. 2013.....	XXX	XXX	XXX	XXX	XXX	XXX	XXX	XXX	XXX			

SCHEDULE P - PART 3F - SECTION 2 - MEDICAL PROFESSIONAL LIABILITY - CLAIMS-MADE

1. Prior.....	.000											
2. 2004.....												
3. 2005.....	XXX											
4. 2006.....	XXX	XXX										
5. 2007.....	XXX	XXX	XXX									
6. 2008.....	XXX	XXX	XXX	XXX								
7. 2009.....	XXX	XXX	XXX	XXX	XXX							
8. 2010.....	XXX	XXX	XXX	XXX	XXX	XXX						
9. 2011.....	XXX	XXX	XXX	XXX	XXX	XXX	XXX					
10. 2012.....	XXX	XXX	XXX	XXX	XXX	XXX	XXX	XXX				
11. 2013.....	XXX	XXX	XXX	XXX	XXX	XXX	XXX	XXX	XXX			

SCHEDULE P - PART 3G - SPECIAL LIABILITY (OCEAN MARINE, AIRCRAFT (ALL PERILS), BOILER AND MACHINERY)

1. Prior.....	.000										XXX	XXX
2. 2004.....											XXX	XXX
3. 2005.....	XXX										XXX	XXX
4. 2006.....	XXX	XXX									XXX	XXX
5. 2007.....	XXX	XXX	XXX								XXX	XXX
6. 2008.....	XXX	XXX	XXX	XXX							XXX	XXX
7. 2009.....	XXX	XXX	XXX	XXX	XXX						XXX	XXX
8. 2010.....	XXX	XXX	XXX	XXX	XXX	XXX					XXX	XXX
9. 2011.....	XXX	XXX	XXX	XXX	XXX	XXX	XXX				XXX	XXX
10. 2012.....	XXX	XXX	XXX	XXX	XXX	XXX	XXX	XXX	XXX		XXX	XXX
11. 2013.....	XXX	XXX	XXX	XXX	XXX	XXX	XXX	XXX	XXX	XXX	XXX	XXX

SCHEDULE P - PART 3H - SECTION 1 - OTHER LIABILITY - OCCURRENCE

1. Prior.....	.000			4	6	6	(593)	(593)	(593)	(593)		
2. 2004.....				456	609	609	609	609	609	609	3	
3. 2005.....	XXX			135	482	482	482	482	482	482	3	
4. 2006.....	XXX	XXX		23	23	23	23	23	23	23	1	
5. 2007.....	XXX	XXX	XXX	74	411	419	524	523	523	523	13	2
6. 2008.....	XXX	XXX	XXX	XXX	8	109	109	109	109	109	5	
7. 2009.....	XXX	XXX	XXX	XXX	XXX	10	29	43	96	96	8	2
8. 2010.....	XXX	XXX	XXX	XXX	XXX	XXX						
9. 2011.....	XXX	XXX	XXX	XXX	XXX	XXX	XXX					
10. 2012.....	XXX	XXX	XXX	XXX	XXX	XXX	XXX	XXX				
11. 2013.....	XXX	XXX	XXX	XXX	XXX	XXX	XXX	XXX	XXX	XXX		

SCHEDULE P - PART 3H - SECTION 2 - OTHER LIABILITY - CLAIMS-MADE

1. Prior.....	.000											
2. 2004.....												
3. 2005.....	XXX											
4. 2006.....	XXX	XXX										
5. 2007.....	XXX	XXX	XXX									
6. 2008.....	XXX	XXX	XXX	XXX								
7. 2009.....	XXX	XXX	XXX	XXX	XXX							
8. 2010.....	XXX	XXX	XXX	XXX	XXX	XXX						
9. 2011.....	XXX	XXX	XXX	XXX	XXX	XXX	XXX					
10. 2012.....	XXX	XXX	XXX	XXX	XXX	XXX	XXX	XXX				
11. 2013.....	XXX	XXX	XXX	XXX	XXX	XXX	XXX	XXX	XXX			

ANNUAL STATEMENT FOR THE YEAR 2013 OF THE NATIONWIDE INSURANCE COMPANY OF FLORIDA

SCHEDULE P - PART 3I - SPECIAL PROPERTY (FIRE, ALLIED LINES, INLAND MARINE, EARTHQUAKE, BURGLARY, AND THEFT)

Years in Which Losses Were Incurred	CUMULATIVE PAID NET LOSSES AND DEFENSE AND COST CONTAINMENT EXPENSES REPORTED AT YEAR END (\$000 OMITTED)										11 Number of Claims Closed With Loss Payment	12 Number of Claims Closed Without Loss Payment
	1	2	3	4	5	6	7	8	9	10		
	2004	2005	2006	2007	2008	2009	2010	2011	2012	2013		
1. Prior.....	XXX	XXX	XXX	XXX	XXX	XXX	XXX	.000	.155	.153	XXX	XXX
2. 2012.....	XXX	XXX	XXX	XXX	XXX	XXX	XXX	XXX	.96	.122	XXX	XXX
3. 2013.....	XXX	XXX	XXX	XXX	XXX	XXX	XXX	XXX	XXX	156	XXX	XXX

SCHEDULE P - PART 3J - AUTO PHYSICAL DAMAGE

1. Prior.....	XXX	XXX	XXX	XXX	XXX	XXX	XXX	.000				
2. 2012.....	XXX	XXX	XXX	XXX	XXX	XXX	XXX	XXX				
3. 2013.....	XXX	XXX	XXX	XXX	XXX	XXX	XXX	XXX	XXX			

SCHEDULE P - PART 3K - FIDELITY/SURETY

1. Prior.....	XXX	XXX	XXX	XXX	XXX	XXX	XXX	.000			XXX	XXX
2. 2012.....	XXX	XXX	XXX	XXX	XXX	XXX	XXX	XXX			XXX	XXX
3. 2013.....	XXX	XXX	XXX	XXX	XXX	XXX	XXX	XXX	XXX		XXX	XXX

SCHEDULE P - PART 3L - OTHER (INCLUDING CREDIT, ACCIDENT AND HEALTH)

1. Prior.....	XXX	XXX	XXX	XXX	XXX	XXX	XXX	.000			XXX	XXX
2. 2012.....	XXX	XXX	XXX	XXX	XXX	XXX	XXX	XXX			XXX	XXX
3. 2013.....	XXX	XXX	XXX	XXX	XXX	XXX	XXX	XXX	XXX		XXX	XXX

SCHEDULE P - PART 3M - INTERNATIONAL

1. Prior.....	.000										XXX	XXX
2. 2004.....											XXX	XXX
3. 2005.....	XXX										XXX	XXX
4. 2006.....	XXX	XXX									XXX	XXX
5. 2007.....	XXX	XXX	XXX								XXX	XXX
6. 2008.....	XXX	XXX	XXX	XXX							XXX	XXX
7. 2009.....	XXX	XXX	XXX	XXX	XXX						XXX	XXX
8. 2010.....	XXX	XXX	XXX	XXX	XXX	XXX					XXX	XXX
9. 2011.....	XXX	XXX	XXX	XXX	XXX	XXX	XXX				XXX	XXX
10. 2012.....	XXX	XXX	XXX	XXX	XXX	XXX	XXX	XXX			XXX	XXX
11. 2013.....	XXX	XXX	XXX	XXX	XXX	XXX	XXX	XXX	XXX		XXX	XXX

Schedule P - Part 3N - Reinsurance - Nonproportional Assumed Property

N O N E

Schedule P - Part 3O - Reinsurance - Nonproportional Assumed Liability

N O N E

Schedule P - Part 3P - Reinsurance - Nonproportional Assumed Financial Lines

N O N E

Schedule P - Part 3R - Section 1 - Product Liability - Occurrence

N O N E

Schedule P - Part 3R - Section 2 - Product Liability - Claims-Made

N O N E

Schedule P - Part 3S - Financial Guaranty/Mortgage Guaranty

N O N E

Schedule P - Part 3T - Warranty

N O N E

ANNUAL STATEMENT FOR THE YEAR 2013 OF THE NATIONWIDE INSURANCE COMPANY OF FLORIDA

SCHEDULE P - PART 4A - HOMEOWNERS/FARMOWNERS

Years in Which Losses Were Incurred	BULK AND IBNR RESERVES ON NET LOSSES AND DEFENSE AND COST CONTAINMENT EXPENSES REPORTED AT YEAR END (\$000 OMITTED)									
	1	2	3	4	5	6	7	8	9	10
	2004	2005	2006	2007	2008	2009	2010	2011	2012	2013
1. Prior.....	8,979	4,599	2,871	778	602	567	68	47	25	
2. 2004.....	(73,118)	(37,560)	(12,578)	(3,288)	(1,571)	(1,964)	217	84	35	23
3. 2005.....	XXX	43,800	2,532	(210)	(168)	(2,200)	(2,711)	214	122	40
4. 2006.....	XXX	XXX	19,014	2,599	3,466	2,074	1,201	389	228	110
5. 2007.....	XXX	XXX	XXX	18,097	7,874	5,085	2,906	991	457	187
6. 2008.....	XXX	XXX	XXX	XXX	24,849	8,745	4,795	1,967	874	357
7. 2009.....	XXX	XXX	XXX	XXX	XXX	18,334	7,326	3,379	1,825	789
8. 2010.....	XXX	XXX	XXX	XXX	XXX	XXX	19,664	4,561	2,934	1,690
9. 2011.....	XXX	XXX	XXX	XXX	XXX	XXX	XXX	7,403	2,620	1,245
10. 2012.....	XXX	XXX	XXX	XXX	XXX	XXX	XXX	XXX	5,793	1,631
11. 2013.....	XXX	XXX	XXX	XXX	XXX	XXX	XXX	XXX	XXX	3,817

SCHEDULE P - PART 4B - PRIVATE PASSENGER AUTO LIABILITY/MEDICAL

1. Prior.....										
2. 2004.....										
3. 2005.....	XXX									
4. 2006.....	XXX	XXX								
5. 2007.....	XXX	XXX	XXX							
6. 2008.....	XXX	XXX	XXX	XXX						
7. 2009.....	XXX	XXX	XXX	XXX	XXX					
8. 2010.....	XXX	XXX	XXX	XXX	XXX	XXX				
9. 2011.....	XXX	XXX	XXX	XXX	XXX	XXX	XXX			
10. 2012.....	XXX	XXX	XXX	XXX	XXX	XXX	XXX	XXX		
11. 2013.....	XXX	XXX	XXX	XXX	XXX	XXX	XXX	XXX	XXX	

SCHEDULE P - PART 4C - COMMERCIAL AUTO/TRUCK LIABILITY/MEDICAL

1. Prior.....										
2. 2004.....										
3. 2005.....	XXX									
4. 2006.....	XXX	XXX								
5. 2007.....	XXX	XXX	XXX							
6. 2008.....	XXX	XXX	XXX	XXX						
7. 2009.....	XXX	XXX	XXX	XXX	XXX					
8. 2010.....	XXX	XXX	XXX	XXX	XXX	XXX				
9. 2011.....	XXX	XXX	XXX	XXX	XXX	XXX	XXX			
10. 2012.....	XXX	XXX	XXX	XXX	XXX	XXX	XXX	XXX		
11. 2013.....	XXX	XXX	XXX	XXX	XXX	XXX	XXX	XXX	XXX	

**SCHEDULE P - PART 4D - WORKERS' COMPENSATION
(EXCLUDING EXCESS WORKERS' COMPENSATION)**

1. Prior.....										
2. 2004.....										
3. 2005.....	XXX									
4. 2006.....	XXX	XXX								
5. 2007.....	XXX	XXX	XXX							
6. 2008.....	XXX	XXX	XXX	XXX						
7. 2009.....	XXX	XXX	XXX	XXX	XXX					
8. 2010.....	XXX	XXX	XXX	XXX	XXX	XXX				
9. 2011.....	XXX	XXX	XXX	XXX	XXX	XXX	XXX			
10. 2012.....	XXX	XXX	XXX	XXX	XXX	XXX	XXX	XXX		
11. 2013.....	XXX	XXX	XXX	XXX	XXX	XXX	XXX	XXX	XXX	

SCHEDULE P - PART 4E - COMMERCIAL MULTIPLE PERIL

1. Prior.....										
2. 2004.....										
3. 2005.....	XXX									
4. 2006.....	XXX	XXX								
5. 2007.....	XXX	XXX	XXX							
6. 2008.....	XXX	XXX	XXX	XXX						
7. 2009.....	XXX	XXX	XXX	XXX	XXX					
8. 2010.....	XXX	XXX	XXX	XXX	XXX	XXX				
9. 2011.....	XXX	XXX	XXX	XXX	XXX	XXX	XXX			
10. 2012.....	XXX	XXX	XXX	XXX	XXX	XXX	XXX	XXX		
11. 2013.....	XXX	XXX	XXX	XXX	XXX	XXX	XXX	XXX	XXX	

ANNUAL STATEMENT FOR THE YEAR 2013 OF THE NATIONWIDE INSURANCE COMPANY OF FLORIDA

SCHEDULE P - PART 4F - SECTION 1 - MEDICAL PROFESSIONAL LIABILITY - OCCURRENCE

Years in Which Losses Were Incurred	BULK AND IBNR RESERVES ON NET LOSSES AND DEFENSE AND COST CONTAINMENT EXPENSES REPORTED AT YEAR END (\$000 OMITTED)									
	1	2	3	4	5	6	7	8	9	10
	2004	2005	2006	2007	2008	2009	2010	2011	2012	2013
1. Prior.....										
2. 2004.....										
3. 2005.....	XXX									
4. 2006.....	XXX	XXX								
5. 2007.....	XXX	XXX	XX							
6. 2008.....	XXX	XXX	XX	XX						
7. 2009.....	XXX	XXX	XX	XXX	XXX					
8. 2010.....	XXX	XXX	XXX	XXX	XXX	XXX				
9. 2011.....	XXX	XXX	XXX	XXX	XXX	XXX	XXX			
10. 2012.....	XXX	XXX	XXX	XXX	XXX	XXX	XXX	XXX		
11. 2013.....	XXX	XXX	XXX	XXX	XXX	XXX	XXX	XXX	XXX	

SCHEDULE P - PART 4F - SECTION 2 - MEDICAL PROFESSIONAL LIABILITY - CLAIMS-MADE

1. Prior.....										
2. 2004.....										
3. 2005.....	XXX									
4. 2006.....	XXX	XXX								
5. 2007.....	XXX	XXX	XXX							
6. 2008.....	XXX	XXX	XX	XX						
7. 2009.....	XXX	XXX	XX	XX	XX					
8. 2010.....	XXX	XXX	XX	XX	XX	XXX				
9. 2011.....	XXX	XXX	XX	XXX	XXX	XXX	XXX			
10. 2012.....	XXX	XXX	XXX	XXX	XXX	XXX	XXX	XXX		
11. 2013.....	XXX	XXX	XXX	XXX	XXX	XXX	XXX	XXX	XXX	

SCHEDULE P - PART 4G - SPECIAL LIABILITY (OCEAN MARINE, AIRCRAFT (ALL PERILS), BOILER AND MACHINERY)

1. Prior.....										
2. 2004.....										
3. 2005.....	XXX									
4. 2006.....	XXX	XXX								
5. 2007.....	XXX	XXX	XXX							
6. 2008.....	XXX	XXX	XX	XX						
7. 2009.....	XXX	XXX	XX	XX	XX					
8. 2010.....	XXX	XXX	XX	XX	XX	XXX				
9. 2011.....	XXX	XXX	XX	XXX	XXX	XX	XXX			
10. 2012.....	XXX	XXX	XXX	XXX	XXX	XXX	XXX	XXX		
11. 2013.....	XXX	XXX	XXX	XXX	XXX	XXX	XXX	XXX	XXX	

SCHEDULE P - PART 4H - SECTION 1 - OTHER LIABILITY - OCCURRENCE

1. Prior.....										
2. 2004.....				9						
3. 2005.....	XXX			3	1					
4. 2006.....	XXX	XXX		(2)	2					
5. 2007.....	XXX	XXX	XXX	21	7	1	1			
6. 2008.....	XXX	XXX	XXX	XXX	13	1	1			
7. 2009.....	XXX	XXX	XXX	XXX	XXX	11	1	1		
8. 2010.....	XXX	XXX	XXX	XXX	XXX	XXX	1			
9. 2011.....	XXX	XXX	XXX	XXX	XXX	XXX	XXX			
10. 2012.....	XXX	XXX	XXX	XXX	XXX	XXX	XXX	XXX		
11. 2013.....	XXX	XXX	XXX	XXX	XXX	XXX	XXX	XXX	XXX	

SCHEDULE P - PART 4H - SECTION 2 - OTHER LIABILITY - CLAIMS-MADE

1. Prior.....										
2. 2004.....										
3. 2005.....	XXX									
4. 2006.....	XXX	XXX								
5. 2007.....	XXX	XXX	XXX							
6. 2008.....	XXX	XXX	XX	XX						
7. 2009.....	XXX	XXX	XX	XX	XX					
8. 2010.....	XXX	XXX	XX	XX	XX	XXX				
9. 2011.....	XXX	XXX	XX	XXX	XXX	XX	XXX			
10. 2012.....	XXX	XXX	XXX	XXX	XXX	XXX	XXX	XXX		
11. 2013.....	XXX	XXX	XXX	XXX	XXX	XXX	XXX	XXX	XXX	

ANNUAL STATEMENT FOR THE YEAR 2013 OF THE NATIONWIDE INSURANCE COMPANY OF FLORIDA

SCHEDULE P - PART 4I - SPECIAL PROPERTY (FIRE, ALLIED LINES, INLAND MARINE, EARTHQUAKE, BURGLARY, AND THEFT)

Years in Which Losses Were Incurred	BULK AND IBNR RESERVES ON NET LOSSES AND DEFENSE AND COST CONTAINMENT EXPENSES REPORTED AT YEAR END (\$000 OMITTED)									
	1	2	3	4	5	6	7	8	9	10
	2004	2005	2006	2007	2008	2009	2010	2011	2012	2013
1. Prior.....	XXX	XXX	XXX	XXX	XXX	XXX	XXX	48	4	
2. 2012.....	XXX	XXX	XXX	XXX	XXX	XXX	XXX	XXX	15	
3. 2013.....	XXX	XXX	XXX	XXX	XXX	XXX	XXX	XXX	XXX	9

SCHEDULE P - PART 4J - AUTO PHYSICAL DAMAGE

1. Prior.....	XXX	XXX	XXX	XXX	XXX	XXX	XXX			
2. 2012.....	XXX	XXX	XXX	XXX	XXX	XXX	XXX	XXX		
3. 2013.....	XXX	XXX	XXX	XXX	XXX	XXX	XXX	XXX	XXX	

SCHEDULE P - PART 4K - FIDELITY/SURETY

1. Prior.....	XXX	XXX	XXX	XXX	XXX	XXX	XXX			
2. 2012.....	XXX	XXX	XXX	XXX	XXX	XXX	XXX	XXX		
3. 2013.....	XXX	XXX	XXX	XXX	XXX	XXX	XXX	XXX	XXX	

SCHEDULE P - PART 4L - OTHER (INCLUDING CREDIT, ACCIDENT AND HEALTH)

1. Prior.....	XXX	XXX	XXX	XXX	XXX	XXX	XXX			
2. 2012.....	XXX	XXX	XXX	XXX	XXX	XXX	XXX	XXX		
3. 2013.....	XXX	XXX	XXX	XXX	XXX	XXX	XXX	XXX	XXX	

SCHEDULE P - PART 4M - INTERNATIONAL

1. Prior.....										
2. 2004.....										
3. 2005.....	XXX									
4. 2006.....	XXX	XXX								
5. 2007.....	XXX	XXX	XXX							
6. 2008.....	XXX	XXX	XXX	XXX						
7. 2009.....	XXX	XXX	XXX	XXX	XXX					
8. 2010.....	XXX	XXX	XXX	XXX	XXX	XXX				
9. 2011.....	XXX	XXX	XXX	XXX	XXX	XXX	XXX			
10. 2012.....	XXX	XXX	XXX	XXX	XXX	XXX	XXX	XXX		
11. 2013.....	XXX	XXX	XXX	XXX	XXX	XXX	XXX	XXX	XXX	

Schedule P - Part 4N - Reinsurance - Nonproportional Assumed Property

N O N E

Schedule P - Part 4O - Reinsurance - Nonproportional Assumed Liability

N O N E

Schedule P - Part 4P - Reinsurance - Nonproportional Assumed Financial Lines

N O N E

Schedule P - Part 4R - Section 1 - Products Liability - Occurrence

N O N E

Schedule P - Part 4R - Section 2 - Products Liability - Claims-Made

N O N E

Schedule P - Part 4S - Financial Guaranty/Mortgage Guaranty

N O N E

Schedule P - Part 4T - Warranty

N O N E

ANNUAL STATEMENT FOR THE YEAR 2013 OF THE NATIONWIDE INSURANCE COMPANY OF FLORIDA

SCHEDULE P - PART 5A - HOMEOWNERS/FARMOWNERS

SECTION 1

Years in Which Premiums Were Earned and Losses Were Incurred	CUMULATIVE NUMBER OF CLAIMS CLOSED WITH LOSS PAYMENT DIRECT AND ASSUMED AT YEAR END									
	1	2	3	4	5	6	7	8	9	10
	2004	2005	2006	2007	2008	2009	2010	2011	2012	2013
1. Prior.....	2,658	157	101	76	28	24	8	6	1	2
2. 2004.....	66,395	66,680	71,184	71,869	72,015	72,153	72,435	72,452	72,463	72,476
3. 2005.....	XXX	45,847	49,222	49,701	49,957	51,732	51,939	52,006	52,023	52,028
4. 2006.....	XXX	XXX	4,971	6,136	6,316	6,391	6,416	6,431	6,437	6,441
5. 2007.....	XXX	XXX	XXX	5,285	6,289	6,446	6,505	6,529	6,542	6,545
6. 2008.....	XXX	XXX	XXX	XXX	5,047	6,021	6,135	6,180	6,196	6,204
7. 2009.....	XXX	XXX	XXX	XXX	XXX	3,945	4,649	4,739	4,777	4,788
8. 2010.....	XXX	XXX	XXX	XXX	XXX	XXX	2,932	3,382	3,416	3,429
9. 2011.....	XXX	XXX	XXX	XXX	XXX	XXX	XXX	1,814	2,078	2,103
10. 2012.....	XXX	XXX	XXX	XXX	XXX	XXX	XXX	XXX	1,357	1,583
11. 2013.....	XXX	XXX	XXX	XXX	XXX	XXX	XXX	XXX	XXX	1,070

SECTION 2

Years in Which Premiums Were Earned and Losses Were Incurred	NUMBER OF CLAIMS OUTSTANDING DIRECT AND ASSUMED AT YEAR END									
	1	2	3	4	5	6	7	8	9	10
	2004	2005	2006	2007	2008	2009	2010	2011	2012	2013
1. Prior.....	516	241	87	2,307	29	27	19	10	7	4
2. 2004.....	12,168	7,119	660	39,129	150	130	45	28	17	4
3. 2005.....	XXX	1,815	345	12,477	183	201	90	34	17	8
4. 2006.....	XXX	XXX	950	13,178	102	49	23	15	7	6
5. 2007.....	XXX	XXX	XXX	6,803	211	97	40	23	8	5
6. 2008.....	XXX	XXX	XXX	XXX	809	164	62	25	12	5
7. 2009.....	XXX	XXX	XXX	XXX	XXX	387	110	44	17	8
8. 2010.....	XXX	XXX	XXX	XXX	XXX	XXX	19	5		
9. 2011.....	XXX	XXX	XXX	XXX	XXX	XXX	XXX	3		
10. 2012.....	XXX	XXX	XXX	XXX	XXX	XXX	XXX	XXX	2	
11. 2013.....	XXX	XXX	XXX	XXX	XXX	XXX	XXX	XXX	XXX	

SECTION 3

Years in Which Premiums Were Earned and Losses Were Incurred	CUMULATIVE NUMBER OF CLAIMS REPORTED DIRECT AND ASSUMED AT YEAR END									
	1	2	3	4	5	6	7	8	9	10
	2004	2005	2006	2007	2008	2009	2010	2011	2012	2013
1. Prior.....	2,221	(58)	9	2,337	(2,231)	35	4	1		1
2. 2004.....	85,084	80,391	78,721	117,947	79,155	79,342	79,570	79,578	79,584	79,586
3. 2005.....	XXX	49,377	52,241	65,023	53,088	55,040	55,206	55,229	55,240	55,241
4. 2006.....	XXX	XXX	7,071	20,968	8,152	8,217	8,230	8,242	8,244	8,248
5. 2007.....	XXX	XXX	XXX	13,255	8,009	8,093	8,116	8,131	8,136	8,137
6. 2008.....	XXX	XXX	XXX	XXX	6,884	7,510	7,586	7,610	7,619	7,621
7. 2009.....	XXX	XXX	XXX	XXX	XXX	5,160	5,971	6,043	6,070	6,081
8. 2010.....	XXX	XXX	XXX	XXX	XXX	XXX	3,979	4,684	4,733	4,754
9. 2011.....	XXX	XXX	XXX	XXX	XXX	XXX	XXX	2,477	2,856	2,906
10. 2012.....	XXX	XXX	XXX	XXX	XXX	XXX	XXX	XXX	1,730	2,041
11. 2013.....	XXX	XXX	XXX	XXX	XXX	XXX	XXX	XXX	XXX	1,317

Schedule P - Part 5B - Private Passenger Auto Liability/Medical - Section 1

N O N E

Schedule P - Part 5B - Private Passenger Auto Liability/Medical - Section 2

N O N E

Schedule P - Part 5B - Private Passenger Auto Liability/Medical - Section 3

N O N E

Schedule P - Part 5C - Commercial Auto/Truck Liability/Medical - Section 1

N O N E

Schedule P - Part 5C - Commercial Auto/Truck Liability/Medical - Section 2

N O N E

Schedule P - Part 5C - Commercial Auto/Truck Liability/Medical - Section 3

N O N E

Schedule P-Part 5D-Workers' Compensation (Excluding Excess Workers' Compensation)-Section 1

N O N E

Schedule P-Part 5D-Workers' Compensation (Excluding Excess Workers' Compensation)-Section 2

N O N E

Schedule P-Part 5D-Workers' Compensation (Excluding Excess Workers' Compensation)-Section 3

N O N E

Schedule P - Part 5E - Commercial Multiple Peril - Section 1

N O N E

Schedule P - Part 5E - Commercial Multiple Peril - Section 2

N O N E

Schedule P - Part 5E - Commercial Multiple Peril - Section 3

N O N E

Schedule P - Part 5F - Medical Professional Liability - Occurrence - Section 1A

N O N E

Schedule P - Part 5F - Medical Professional Liability - Occurrence - Section 2A

N O N E

Schedule P - Part 5F - Medical Professional Liability - Occurrence - Section 3A

N O N E

Schedule P - Part 5F - Medical Professional Liability - Claims-Made - Section 1B

N O N E

Schedule P - Part 5F - Medical Professional Liability - Claims-Made - Section 2B

N O N E

Schedule P - Part 5F - Medical Professional Liability - Claims-Made - Section 3B

N O N E

ANNUAL STATEMENT FOR THE YEAR 2013 OF THE NATIONWIDE INSURANCE COMPANY OF FLORIDA

SCHEDULE P - PART 5H - OTHER LIABILITY - OCCURRENCE

SECTION 1A

Years in Years in Which Premiums Were Earned and Losses Were Incurred	CUMULATIVE NUMBER OF CLAIMS CLOSED WITH LOSS PAYMENT DIRECT AND ASSUMED AT YEAR END									
	1	2	3	4	5	6	7	8	9	10
	2004	2005	2006	2007	2008	2009	2010	2011	2012	2013
1. Prior.....										
2. 2004.....				1	3	3	3	3	3	3
3. 2005.....	XXX			1	3	3	3	3	3	3
4. 2006.....	XXX	XXX		1	1	1	1	1	1	1
5. 2007.....	XXX	XXX	XXX	8	12	12	13	13	13	13
6. 2008.....	XXX	XXX	XXX	XXX	4	5	5	5	5	5
7. 2009.....	XXX	XXX	XXX	XXX	XXX	5	7	7	8	8
8. 2010.....	XXX	XXX	XXX	XXX	XXX	XXX				
9. 2011.....	XXX	XXX	XXX	XXX	XXX	XXX	XXX			
10. 2012.....	XXX	XXX	XXX	XXX	XXX	XXX	XXX	XXX		
11. 2013.....	XXX	XXX	XXX	XXX	XXX	XXX	XXX	XXX	XXX	

SECTION 2A

Years in Years in Which Premiums Were Earned and Losses Were Incurred	NUMBER OF CLAIMS OUTSTANDING DIRECT AND ASSUMED AT YEAR END									
	1	2	3	4	5	6	7	8	9	10
	2004	2005	2006	2007	2008	2009	2010	2011	2012	2013
1. Prior.....				4						
2. 2004.....				55						
3. 2005.....	XXX			59						
4. 2006.....	XXX	XXX		23						
5. 2007.....	XXX	XXX	XXX	26	2	2				
6. 2008.....	XXX	XXX	XXX	XXX						
7. 2009.....	XXX	XXX	XXX	XXX	XXX	2	1	1		
8. 2010.....	XXX	XXX	XXX	XXX	XXX	XXX				
9. 2011.....	XXX	XXX	XXX	XXX	XXX	XXX	XXX			
10. 2012.....	XXX	XXX	XXX	XXX	XXX	XXX	XXX	XXX		
11. 2013.....	XXX	XXX	XXX	XXX	XXX	XXX	XXX	XXX	XXX	

SECTION 3A

Years in Years in Which Premiums Were Earned and Losses Were Incurred	CUMULATIVE NUMBER OF CLAIMS REPORTED DIRECT AND ASSUMED AT YEAR END									
	1	2	3	4	5	6	7	8	9	10
	2004	2005	2006	2007	2008	2009	2010	2011	2012	2013
1. Prior.....				4	(4)					
2. 2004.....				56	3	3	3	3	3	3
3. 2005.....	XXX			60	3	3	3	3	3	3
4. 2006.....	XXX	XXX		24	1	1	1	1	1	1
5. 2007.....	XXX	XXX	XXX	35	15	15	15	15	15	15
6. 2008.....	XXX	XXX	XXX	XXX	4	5	5	5	5	5
7. 2009.....	XXX	XXX	XXX	XXX	XXX	8	10	10	10	10
8. 2010.....	XXX	XXX	XXX	XXX	XXX	XXX				
9. 2011.....	XXX	XXX	XXX	XXX	XXX	XXX	XXX			
10. 2012.....	XXX	XXX	XXX	XXX	XXX	XXX	XXX	XXX		
11. 2013.....	XXX	XXX	XXX	XXX	XXX	XXX	XXX	XXX	XXX	

Schedule P - Part 5H - Other Liability - Claims-Made - Section 1B

NONE

Schedule P - Part 5H - Other Liability - Claims-Made - Section 2B

NONE

Schedule P - Part 5H - Other Liability - Claims-Made - Section 3B

NONE

Schedule P - Part 5R - Products Liability - Occurrence - Section 1A

NONE

Schedule P - Part 5R - Products Liability - Occurrence - Section 2A

NONE

Schedule P - Part 5R - Products Liability - Occurrence - Section 3A

NONE

Schedule P - Part 5R - Products Liability - Claims-Made - Section 1B

NONE

Schedule P - Part 5R - Products Liability - Claims-Made - Section 2B

NONE

Schedule P - Part 5R - Products Liability - Claims-Made - Section 3B

NONE

Schedule P - Part 5T - Warranty - Section 1

NONE

Schedule P - Part 5T - Warranty - Section 2

NONE

Schedule P - Part 5T - Warranty - Section 3

NONE

Schedule P - Part 6C - Commercial Auto/Truck Liability/Medical - Section 1

NONE

Schedule P - Part 6C - Commercial Auto/Truck Liability/Medical - Section 2

NONE

Schedule P-Part 6D-Workers' Compensation (Excluding Excess Workers' Compensation)-Section 1
N O N E

Schedule P-Part 6D-Workers' Compensation (Excluding Excess Workers' Compensation)-Section 2
N O N E

ANNUAL STATEMENT FOR THE YEAR 2013 OF THE NATIONWIDE INSURANCE COMPANY OF FLORIDA

SCHEDULE P - PART 6E - COMMERCIAL MULTIPLE PERIL

SECTION 1

Years in Which Premiums Were Earned and Losses Were Incurred	CUMULATIVE PREMIUMS EARNED DIRECT AND ASSUMED AT YEAR END (\$000 OMITTED)										11 Current Year Premiums Earned
	1	2	3	4	5	6	7	8	9	10	
	2004	2005	2006	2007	2008	2009	2010	2011	2012	2013	
1. Prior.....											
2. 2004.....											
3. 2005.....	XXX										
4. 2006.....	XXX	XXX									
5. 2007.....	XXX	XXX									
6. 2008.....	XXX	XXX	XXX	XXX							
7. 2009.....	XXX	XXX	XXX	XXX	XX						
8. 2010.....	XXX	XXX	XXX	XXX	XX	XX					
9. 2011.....	XXX	XXX	XXX	XXX	XX	XX	XXX				
10. 2012.....	XXX	XXX	XXX	XXX	XXX	XXX	XXX	XXX			
11. 2013.....	XXX	XXX	XXX	XXX	XXX	XXX	XXX	XXX	XXX		
12. Totals.....	XXX	XXX	XXX	XXX	XXX	XXX	XXX	XXX	XXX	XXX	
13. Earned Premiums (Sch P-Pt. 1)											XXX

SECTION 2

Years in Which Premiums Were Earned and Losses Were Incurred	CUMULATIVE PREMIUMS EARNED CEDED AT YEAR END (\$000 OMITTED)										11 Current Year Premiums Earned
	1	2	3	4	5	6	7	8	9	10	
	2004	2005	2006	2007	2008	2009	2010	2011	2012	2013	
1. Prior.....											
2. 2004.....											
3. 2005.....	XXX										
4. 2006.....	XXX	XXX									
5. 2007.....	XXX	XXX									
6. 2008.....	XXX	XXX	XXX	XXX							
7. 2009.....	XXX	XXX	XXX	XXX	XX						
8. 2010.....	XXX	XXX	XXX	XXX	XX	XX					
9. 2011.....	XXX	XXX	XXX	XXX	XX	XX	XXX				
10. 2012.....	XXX	XXX	XXX	XXX	XXX	XXX	XXX	XXX			
11. 2013.....	XXX	XXX	XXX	XXX	XXX	XXX	XXX	XXX	XXX		
12. Totals.....	XXX	XXX	XXX	XXX	XXX	XXX	XXX	XXX	XXX	XXX	
13. Earned Premiums (Sch P-Pt. 1)											XXX

SCHEDULE P - PART 6H - OTHER LIABILITY - OCCURRENCE

SECTION 1A

Years in Which Premiums Were Earned and Losses Were Incurred	CUMULATIVE PREMIUMS EARNED DIRECT AND ASSUMED AT YEAR END (\$000 OMITTED)										11 Current Year Premiums Earned
	1	2	3	4	5	6	7	8	9	10	
	2004	2005	2006	2007	2008	2009	2010	2011	2012	2013	
1. Prior.....											
2. 2004.....											
3. 2005.....	XXX										
4. 2006.....	XXX	XXX									
5. 2007.....	XXX	XXX	XXX	835	835	835	835	835	835	835	
6. 2008.....	XXX	XXX	XXX	XXX	211	211	211	211	211	211	
7. 2009.....	XXX	XXX	XXX	XXX	XXX	373	373	373	373	373	
8. 2010.....	XXX	XXX	XXX	XXX	XXX	XXX	17	17	17	17	
9. 2011.....	XXX	XXX	XXX	XXX	XXX	XXX	XXX				
10. 2012.....	XXX	XXX	XXX	XXX	XXX	XXX	XXX	XXX			
11. 2013.....	XXX	XXX	XXX	XXX	XXX	XXX	XXX	XXX	XXX		
12. Totals.....	XXX	XXX	XXX	XXX	XXX	XXX	XXX	XXX	XXX	XXX	
13. Earned Premiums (Sch P-Pt. 1)				835	211	373	17				XXX

SECTION 2A

Years in Which Premiums Were Earned and Losses Were Incurred	CUMULATIVE PREMIUMS EARNED CEDED AT YEAR END (\$000 OMITTED)										11 Current Year Premiums Earned
	1	2	3	4	5	6	7	8	9	10	
	2004	2005	2006	2007	2008	2009	2010	2011	2012	2013	
1. Prior.....											
2. 2004.....											
3. 2005.....	XXX										
4. 2006.....	XXX	XXX									
5. 2007.....	XXX	XXX									
6. 2008.....	XXX	XXX	XXX	XXX							
7. 2009.....	XXX	XXX	XXX	XXX	XX						
8. 2010.....	XXX	XXX	XXX	XXX	XX	XX					
9. 2011.....	XXX	XXX	XXX	XXX	XX	XX	XXX				
10. 2012.....	XXX	XXX	XXX	XXX	XXX	XXX	XXX	XXX			
11. 2013.....	XXX	XXX	XXX	XXX	XXX	XXX	XXX	XXX	XXX		
12. Totals.....	XXX	XXX	XXX	XXX	XXX	XXX	XXX	XXX	XXX	XXX	
13. Earned Premiums (Sch P-Pt. 1)											XXX

Schedule P - Part 6H - Other Liability - Claims-Made - Section 1B

N O N E

Schedule P - Part 6H - Other Liability - Claims-Made - Section 2B

N O N E

Schedule P - Part 6M - International - Section 1

N O N E

Schedule P - Part 6M - International - Section 2

N O N E

Schedule P - Part 6N- Reinsurance A - Nonproportional Assumed Property - Section 1

N O N E

Schedule P - Part 6N- Reinsurance A - Nonproportional Assumed Property - Section 2

N O N E

Schedule P - Part 6O - Reinsurance B - Nonproportional Liability - Section 1

N O N E

Schedule P - Part 6O - Reinsurance B - Nonproportional Assumed Liability - Section 2

N O N E

Schedule P - Part 6R - Products Liability - Occurrence - Section 1A

N O N E

Schedule P - Part 6R - Products Liability - Occurrence - Section 2A

N O N E

Schedule P - Part 6R - Products Liability - Claims-Made - Section 1B

N O N E

Schedule P - Part 6R - Products Liability - Claims-Made - Section 2B

N O N E

Schedule P - Part 7A - Section 1 - Primary Loss Sensitive Contracts

N O N E

Schedule P - Part 7A - Section 2 - Primary Loss Sensitive Contracts

N O N E

Schedule P - Part 7A - Section 3 - Primary Loss Sensitive Contracts

N O N E

Schedule P - Part 7A - Section 4 - Primary Loss Sensitive Contracts

N O N E

Schedule P - Part 7A - Section 5 - Primary Loss Sensitive Contracts

N O N E

Schedule P - Part 7B - Section 1 - Reinsurance Loss Sensitive Contracts

N O N E

Schedule P - Part 7B - Section 2 - Reinsurance Loss Sensitive Contracts

N O N E

Schedule P - Part 7B - Section 3 - Reinsurance Loss Sensitive Contracts

N O N E

Schedule P - Part 7B - Section 4 - Reinsurance Loss Sensitive Contracts

N O N E

Schedule P - Part 7B - Section 5 - Reinsurance Loss Sensitive Contracts

N O N E

Schedule P - Part 7B - Section 6 - Reinsurance Loss Sensitive Contracts

N O N E

Schedule P - Part 7B - Section 7 - Reinsurance Loss Sensitive Contracts

N O N E

SCHEDULE P INTERROGATORIES

1. The following questions relate to yet-to-be-issued Extended Reporting Endorsements (EREs) arising from Death, Disability, or Retirement (DDR) provisions in Medical Professional Liability Claims Made insurance policies. EREs provided for reasons other than DDR are not to be included.
- 1.1 Does the company issue Medical Professional Liability Claims Made insurance policies that provide tail (also known as an extended reporting endorsement, or “ERE”) benefits in the event of Death, Disability, or Retirement (DDR) at a reduced charge or at no additional cost? Yes [] No [☒]
If the answer to question 1.1 is “no”, leave the following questions blank. If the answer to question 1.1 is “yes”, please answer the following questions:
- 1.2 What is the total amount of the reserve for that provision (DDR Reserve), as reported, explicitly or not, elsewhere in this statement (in dollars)?\$
- 1.3 Does the company report any DDR reserve as Unearned Premium Reserve per SSAP #65? Yes [] No []
- 1.4 Does the company report any DDR reserve as loss or loss adjustment expense reserve? Yes [] No []
- 1.5 If the company reports DDR reserve as Unearned Premium Reserve, does that amount match the figure on the Underwriting and Investment Exhibit, Part 1A – Recapitulation of all Premiums (Page 7) Column 2, Lines 11.1 plus 11.2? Yes [] No [] N/A []
- 1.6 If the company reports DDR reserve as loss or loss adjustment expense reserve, please complete the following table corresponding to where these reserves are reported in Schedule P:

Years in Which Premiums Were Earned and Losses Were Incurred		DDR Reserve Included in Schedule P, Part 1F, Medical Professional Liability Column 24: Total Net Losses and Expenses Unpaid	
		1 Section 1: Occurrence	2 Section 2: Claims-Made
1.601	Prior		
1.602	2004		
1.603	2005		
1.604	2006		
1.605	2007		
1.606	2008		
1.607	2009		
1.608	2010		
1.609	2011		
1.610	2012		
1.611	2013		
1.612	Totals		

2. The definition of allocated loss adjustment expenses (ALAE) and, therefore, unallocated loss adjustment expenses (ULAE) was changed effective January 1, 1998. This change in definition applies to both paid and unpaid expenses. Are these expenses (now reported as “Defense and Cost Containment” and “Adjusting and Other”) reported in compliance with these definitions in this statement? Yes [☒] No []
3. The Adjusting and Other expense payments and reserves should be allocated to the years in which the losses were incurred based on the number of claims reported, closed and outstanding in those years. When allocating Adjusting and Other expense between companies in a group or a pool, the Adjusting and Other expense should be allocated in the same percentage used for the loss amounts and the claim counts. For reinsurers, Adjusting and Other expense assumed should be reported according to the reinsurance contract. For Adjusting and Other expense incurred by reinsurers, or in those situations where suitable claim count information is not available, Adjusting and Other expense should be allocated by a reasonable method determined by the company and described in Interrogatory 7, below. Are they so reported in this Statement? Yes [☒] No []
4. Do any lines in Schedule P include reserves that are reported gross of any discount to present value of future payments, and that are reported net of such discounts on Page 10? Yes [] No [☒]

If yes, proper disclosure must be made in the Notes to Financial Statements, as specified in the Instructions. Also, the discounts must be reported in Schedule P - Part 1, Columns 32 and 33. Schedule P must be completed gross of non-tabular discounting. Work papers relating to discount calculations must be available for examination upon request.

Discounting is allowed only if expressly permitted by the state insurance department to which this Annual Statement is being filed.

5. What were the net premiums in force at the end of the year for:
 (in thousands of dollars)

5.1 Fidelity
5.2 Surety
6. Claim count information is reported per claim or per claimant (Indicate which).per claim.....
If not the same in all years, explain in Interrogatory 7.
- 7.1 The information provided in Schedule P will be used by many persons to estimate the adequacy of the current loss and expense reserves, among other things. Are there any especially significant events, coverage, retention or accounting changes that have occurred that must be considered when making such analyses? Yes [] No [☒]
- 7.2 (An extended statement may be attached.)
.....

SCHEDULE T - PART 2
INTERSTATE COMPACT - EXHIBIT OF PREMIUMS WRITTEN

Allocated by States and Territories

States, Etc.		Direct Business Only				
		1	2	3	4	6
		Life (Group and Individual)	Annuities (Group and Individual)	Disability Income (Group and Individual)	Long-Term Care (Group and Individual)	Totals
1.	Alabama	AL				
2.	Alaska	AK				
3.	Arizona	AZ				
4.	Arkansas	AR				
5.	California	CA				
6.	Colorado	CO				
7.	Connecticut	CT				
8.	Delaware	DE				
9.	District of Columbia	DC				
10.	Florida	FL				
11.	Georgia	GA				
12.	Hawaii	HI				
13.	Idaho	ID				
14.	Illinois	IL				
15.	Indiana	IN				
16.	Iowa	IA				
17.	Kansas	KS				
18.	Kentucky	KY				
19.	Louisiana	LA				
20.	Maine	ME				
21.	Maryland	MD				
22.	Massachusetts	MA				
23.	Michigan	MI				
24.	Minnesota	MN				
25.	Mississippi	MS				
26.	Missouri	MO				
27.	Montana	MT				
28.	Nebraska	NE				
29.	Nevada	NV				
30.	New Hampshire	NH				
31.	New Jersey	NJ				
32.	New Mexico	NM				
33.	New York	NY				
34.	North Carolina	NC				
35.	North Dakota	ND				
36.	Ohio	OH				
37.	Oklahoma	OK				
38.	Oregon	OR				
39.	Pennsylvania	PA				
40.	Rhode Island	RI				
41.	South Carolina	SC				
42.	South Dakota	SD				
43.	Tennessee	TN				
44.	Texas	TX				
45.	Utah	UT				
46.	Vermont	VT				
47.	Virginia	VA				
48.	Washington	WA				
49.	West Virginia	WV				
50.	Wisconsin	WI				
51.	Wyoming	WY				
52.	American Samoa	AS				
53.	Guam	GU				
54.	Puerto Rico	PR				
55.	U.S. Virgin Islands	VI				
56.	Northern Mariana Islands	MP				
57.	Canada	CAN				
58.	Aggregate Other Alien	OT				
59.	Total					

NONE

ANNUAL STATEMENT FOR THE YEAR 2013 OF THE NATIONWIDE INSURANCE COMPANY OF FLORIDA

SCHEDULE Y

PART 1A - DETAIL OF INSURANCE HOLDING COMPANY SYSTEM

1	2	3	4	5	6	7	8	9	10	11	12	13	14	15
Group Code	Group Name	NAIC Company Code	Federal ID Number	Federal RSSD	CIK	Name of Securities Exchange if Publicly Traded (U.S. or International)	Names of Parent, Subsidiaries Or Affiliates	Domiciliary Location	Relationship to Reporting Entity	Directly Controlled by (Name of Entity/Person)	Type of Control (Ownership, Board, Management, Attorney-in-Fact, Influence, Other)	If Control is Ownership Provide Percentage	Ultimate Controlling Entity(ies)/Person(s)	*
0140	Nationwide		31-1486309				10 W. Nationwide, LLC	OH	NIA	Nationwide Realty Investors, Ltd.	Ownership	100.000	Nationwide Mutual Insurance Company	
0140	Nationwide		31-1486309				101 N. Twentieth St, LLC	OH	NIA	Nationwide Realty Investors, Ltd.	Ownership	100.000	Nationwide Mutual Insurance Company	
0140	Nationwide		31-1733036				120 Acre Partners, LLC	DE	NIA	Nationwide Realty Investors, Ltd.	Ownership	95.000	Nationwide Mutual Insurance Company	1
0140	Nationwide		26-2451988	4288132			1492 Capital, LLC	OH	NIA	Nationwide Mutual Insurance Company	Ownership	100.000	Nationwide Mutual Insurance Company	
0140	Nationwide		20-1347603				180 E. Broad Partners, LLC	OH	NIA	Nationwide Realty Investors, Ltd.	Ownership	33.330	Nationwide Mutual Insurance Company	1
0140	Nationwide		31-1580283				400 West Nationwide Boulevard, LLC	OH	NIA	NWD Investments, LLC	Ownership	100.000	Nationwide Mutual Insurance Company	
0140	Nationwide		31-1580283				425 West Nationwide Boulevard, LLC	OH	NIA	NWD Investments, LLC	Ownership	100.000	Nationwide Mutual Insurance Company	
0140	Nationwide		31-1486309				44 Chestnut, LLC	OH	NIA	Nationwide Realty Investors, Ltd.	Ownership	100.000	Nationwide Mutual Insurance Company	
0140	Nationwide		20-4939866				775 Yard Street Restaurant, LLC	OH	NIA	NRI Equity Land Investments, LLC	Ownership	100.000	Nationwide Mutual Insurance Company	
0140	Nationwide		20-4939866				775 Yard Street, LLC	OH	NIA	NRI Equity Land Investments, LLC	Ownership	100.000	Nationwide Mutual Insurance Company	
0140	Nationwide		20-4939866				800 Bobcat Avenue, LLC	OH	NIA	NRI Equity Land Investments, LLC	Ownership	100.000	Nationwide Mutual Insurance Company	
0140	Nationwide		20-4939866				805 Bobcat Avenue, LLC	OH	NIA	NRI Equity Land Investments, LLC	Ownership	100.000	Nationwide Mutual Insurance Company	
0140	Nationwide		20-4939866				845 Yard Street, LLC	OH	NIA	NRI Equity Land Investments, LLC	Ownership	100.000	Nationwide Mutual Insurance Company	
0140	Nationwide		20-4939866				850 Goodale Blvd., LLC	OH	NIA	NRI Equity Land Investments, LLC	Ownership	100.000	Nationwide Mutual Insurance Company	
0140	Nationwide		20-4939866				895 W. Third Ave., LLC	OH	NIA	NRI Equity Land Investments, LLC	Ownership	100.000	Nationwide Mutual Insurance Company	
0140	Nationwide		20-4939866				925 Burrell Avenue Acquisitions, LLC	OH	NIA	NRI Equity Land Investments, LLC	Ownership	100.000	Nationwide Mutual Insurance Company	
0140	Nationwide		31-1680808				AD Investments, LLC	OH	NIA	Nationwide Realty Investors, Ltd.	Ownership	60.000	Nationwide Mutual Insurance Company	1
0140	Nationwide		31-1580283				ADTV, LLC	OH	NIA	NWD Investments, LLC	Ownership	100.000	Nationwide Mutual Insurance Company	
0140	Nationwide		52-2227314				AGMC Reinsurance, Ltd.	TCA	IA	Nationwide Advantage Mortgage Company	Ownership	100.000	Nationwide Mutual Insurance Company	
0140	Nationwide		42-1011300	4287229			ALLIED General Agency Company	IA	IA	AMCO Insurance Company	Ownership	100.000	Nationwide Mutual Insurance Company	
0140	Nationwide		42-0958655				ALLIED Group, Inc.	IA	IA	Nationwide Mutual Insurance Company	Ownership	100.000	Nationwide Mutual Insurance Company	
0140	Nationwide						Allied Holdings (Delaware), Inc.	DE	IA	Nationwide Mutual Insurance Company	Ownership	100.000	Nationwide Mutual Insurance Company	
0140	Nationwide	10127	27-0114983	4288169			ALLIED Insurance Company of America	OH	IA	Nationwide Mutual Insurance Company	Ownership	100.000	Nationwide Mutual Insurance Company	
							ALLIED Property and Casualty Insurance Company	IA	IA	ALLIED Group, Inc.	Ownership	100.000	Nationwide Mutual Insurance Company	
0140	Nationwide	45279	42-1201931	4287144			ALLIED Texas Agency, Inc.	TX	IA	AMCO Insurance Company	Ownership	100.000	Nationwide Mutual Insurance Company	
0140	Nationwide	19100	42-1527863	4287238			AMCO Insurance Company	IA	IA	ALLIED Group, Inc.	Ownership	100.000	Nationwide Mutual Insurance Company	
0140	Nationwide		42-6054959	4287153			American Marine Underwriters, Inc.	FL	IA	Nationwide Mutual Insurance Company	Ownership	100.000	Nationwide Mutual Insurance Company	
0140	Nationwide		59-1031596	4288011			Anderson Meadows, LLC	OH	NIA	Nationwide Realty Investors, Ltd.	Ownership	100.000	Nationwide Mutual Insurance Company	
0140	Nationwide		31-1486309				Arena District CA I, LLC	OH	NIA	NWD Investments, LLC	Ownership	100.000	Nationwide Mutual Insurance Company	
0140	Nationwide		31-1580283				Arena District Owners Association	OH	OTH	Other non-Nationwide	n/a	0.000	Other non-Nationwide	2
0140	Nationwide		90-0280710				Arena Theatres, LLC	OH	NIA	NWD Investments, LLC	Ownership	100.000	Nationwide Mutual Insurance Company	
0140	Nationwide		31-1580283				Artessa at Quarry Village, LLC	TX	OTH	Other non-Nationwide	n/a	0.000	Other non-Nationwide	2
0140	Nationwide						BCCS Investment Fund LLC	DE	OTH	Nationwide Mutual Insurance Company	Ownership	100.000	Nationwide Mutual Insurance Company	
0140	Nationwide		31-1184438				Boulevard Inn Limited Liability Company	OH	NIA	Nationwide Realty Investors, Ltd.	Ownership	94.800	Nationwide Mutual Insurance Company	1
0140	Nationwide		31-1555487				Broad Street Retail, LLC	DE	NIA	Nationwide Realty Investors, Ltd.	Ownership	60.000	Nationwide Mutual Insurance Company	1
0140	Nationwide						Brooke School Investment Fund, LLC	DE	OTH	Nationwide Mutual Insurance Company	Ownership	100.000	Nationwide Mutual Insurance Company	
0140	Nationwide			3730540			CHP New Markets Investment Fund, LLC	OH	OTH	Nationwide Mutual Insurance Company	Limited partner /no control	50.000	other non-Nationwide	1
0140	Nationwide		20-1618232				CNRI-Cannonsport Condominium, LLC	OH	NIA	CNRI-Cannonsport, LLC	Ownership	100.000	Nationwide Mutual Insurance Company	
0140	Nationwide		20-1618232				CNRI-Cannonsport, LLC	OH	NIA	Nationwide Realty Investors, Ltd.	Ownership	100.000	Nationwide Mutual Insurance Company	
0140	Nationwide						Co-Investment Fund, L.P.	DE	OTH	Other non-Nationwide	n/a	0.000	Other non-Nationwide	2
0140	Nationwide		31-1579973				COLHOC Limited Partnership	OH	NIA	NRI Limited Partnership	Ownership	30.760	Other non-Nationwide	1
0140	Nationwide	29262	74-1061659	4288057			Colonial County Mutual Insurance Company	TX	OTH	Other non-Nationwide	contract	0.000	Other non-Nationwide	
							Continental/NRI North Shore Investments, LLC	OH	NIA	Continental/NRI North Shore Investments, LLC	Ownership	100.000	Nationwide Mutual Insurance Company	
0140	Nationwide		04-3750770				Continental/NRI North Shore Investments, LLC	OH	NIA	Continental/NRI North Shore Investments, LLC	Ownership	100.000	Nationwide Mutual Insurance Company	
0140	Nationwide		20-0366090				Continental/NRI North Shore Investments, LLC	OH	NIA	Nationwide Realty Investors, Ltd.	Ownership	50.500	Nationwide Mutual Insurance Company	1
0140	Nationwide		20-0142724				Cotton Mill Partners, LLC	VA	OTH	Nationwide Mutual Insurance Company	Limited partner /no control	2.000	other non-Nationwide	1
0140	Nationwide	18961	68-0066866	4288178			Crestbrook Insurance Company	OH	IA	Nationwide Mutual Insurance Company	Ownership	100.000	Nationwide Mutual Insurance Company	

ANNUAL STATEMENT FOR THE YEAR 2013 OF THE NATIONWIDE INSURANCE COMPANY OF FLORIDA

SCHEDULE Y

PART 1A - DETAIL OF INSURANCE HOLDING COMPANY SYSTEM

1	2	3	4	5	6	7	8	9	10	11	12	13	14	15
Group Code	Group Name	NAIC Company Code	Federal ID Number	Federal RSSD	CIK	Name of Securities Exchange if Publicly Traded (U.S. or International)	Names of Parent, Subsidiaries Or Affiliates	Domi-ciliary Loca-tion	Relation-ship to Reporting Entity	Directly Controlled by (Name of Entity/Person)	Type of Control (Ownership, Board, Management, Attorney-in-Fact, Influence, Other)	If Control is Ownership Provide Percentage	Ultimate Controlling Entity(ies)/Person(s)	*
0140	Nationwide		31-1486309				Crewville, Ltd.	OH	NIA	Nationwide Realty Investors, Ltd.	Ownership	100.000	Nationwide Mutual Insurance Company	
0140	Nationwide	42587	42-1207150	4287162			Depositors Insurance Company	IA	IA	ALLIED Group, Inc.	Ownership	100.000	Nationwide Mutual Insurance Company	
0140	Nationwide		33-0096671	4287694			DVM Insurance Agency, Inc.	CA	NIA	Veterinary Pet Insurance Company	Ownership	100.000	Nationwide Mutual Insurance Company	
0140	Nationwide		20-1945276				East of Madison, LLC	DE	NIA	120 Acre Partners, Ltd.	Ownership	24.910	Nationwide Mutual Insurance Company	1
0140	Nationwide		20-1945276				East of Madison, LLC	DE	NIA	ND La Quinta Partners, LLC	Ownership	76.090	Nationwide Mutual Insurance Company	1
0140	Nationwide						ELH Investment LLC	DE	OTH	Nationwide Mutual Insurance Company	Other	0.000	Nationwide Mutual Insurance Company	2
0140	Nationwide	13838	42-0618271				Farmland Mutual Insurance Company	IA	OTH	Other non-Nationwide	debt	0.000	Other non-Nationwide	2
							Freedom Specialty Insurance Company (fka Atlantic Insurance Company)	OH	IA	Scottsdale Insurance Company	Ownership	100.000	Nationwide Mutual Insurance Company	
0140	Nationwide	22209	75-6013587	4287676			Grandview Yard Hotel Holdings, LLC	OH	NIA	NRI Equity Land Investments, LLC	Ownership	100.000	Nationwide Mutual Insurance Company	
0140	Nationwide		20-4939866				Grandview Yard Hotel, LLC	OH	NIA	Grandview Yard Hotel Holdings, LLC	Ownership	100.000	Nationwide Mutual Insurance Company	
0140	Nationwide		51-0241172				Harleysville Group, Inc.	DE	NIA	Nationwide Mutual Insurance Company	Ownership	100.000	Nationwide Mutual Insurance Company	
0140	Nationwide	23582	41-0417250	4442260			Harleysville Insurance Company	PA	IA	Harleysville Group, Inc.	Ownership	100.000	Nationwide Mutual Insurance Company	
							Harleysville Insurance Company of New Jersey	NJ	IA	Harleysville Group, Inc.	Ownership	100.000	Nationwide Mutual Insurance Company	
0140	Nationwide	33235	16-1075588	4442158			Harleysville Insurance Company of New York							
							Harleysville Lake States Insurance Company	PA	IA	Harleysville Group, Inc.	Ownership	100.000	Nationwide Mutual Insurance Company	
0140	Nationwide	14516	38-3198542	4442251			Harleysville Life Insurance Company	MI	IA	Harleysville Group, Inc.	Ownership	100.000	Nationwide Mutual Insurance Company	
0140	Nationwide	64327	23-1580983	4440659			Harleysville Pennland Insurance Company	PA	IA	Nationwide Mutual Insurance Company	Ownership	100.000	Nationwide Mutual Insurance Company	
0140	Nationwide	40983	23-2612951	4442149			Harleysville Preferred Insurance Company	PA	IA	Nationwide Mutual Insurance Company	Ownership	100.000	Nationwide Mutual Insurance Company	
0140	Nationwide	35896	23-2384978	4442288			Harleysville Worcester Insurance Company	PA	IA	Harleysville Group, Inc.	Ownership	100.000	Nationwide Mutual Insurance Company	
0140	Nationwide	26182	04-1989660	4442372			Harleysville Worcester Insurance Company	PA	IA	Harleysville Group, Inc.	Ownership	100.000	Nationwide Mutual Insurance Company	
							Harleysville Preferred Insurance Company							
0140	Nationwide		23-2403000	4442327			Harleysville, Ltd.	PA	NIA	Harleysville Preferred Insurance Company	Ownership	49.500	Nationwide Mutual Insurance Company	
							Harleysville Worcester Insurance Company							
0140	Nationwide		23-2403000	4442327			Harleysville, Ltd.	PA	NIA	Harleysville Preferred Insurance Company	Ownership	49.500	Nationwide Mutual Insurance Company	
0140	Nationwide		23-2403000	4442327			Harleysville, Ltd.	PA	NIA	Harleysville Group, Inc.	Ownership	1.000	Nationwide Mutual Insurance Company	
0140	Nationwide		32-0051216				Hideaway Properties Corp.	CA	OTH	Nationwide Realty Investors, Ltd.	Ownership	50.000	Nationwide Mutual Insurance Company	1
0140	Nationwide		31-0871532	4288020			Insurance Intermediaries, Inc.	OH	IA	Nationwide Mutual Insurance Company	Ownership	100.000	Nationwide Mutual Insurance Company	
0140	Nationwide		23-2882311				Insurance Management Resources, L.P.	PA	NIA	Harleysville Insurance Company	Ownership	1.000	Nationwide Mutual Insurance Company	
							Harleysville Preferred Insurance Company							
0140	Nationwide		23-2882311				Insurance Management Resources, L.P.	PA	NIA	Harleysville Preferred Insurance Company	Ownership	99.000	Nationwide Mutual Insurance Company	
0140	Nationwide		31-1486309				Jerome Village Company, LLC	OH	NIA	Nationwide Realty Investors, Ltd.	Ownership	100.000	Nationwide Mutual Insurance Company	
							Jerome Village Master Property Owners Association							
0140	Nationwide						Association	OH	OTH	Other non-Nationwide	Ownership	0.000	Other non-Nationwide	2
0140	Nationwide		31-1486309				JV Developers, LLC	OH	OTH	Nationwide Realty Investors, Ltd.	Ownership	100.000	Nationwide Mutual Insurance Company	
							Jerome Village Residential Property Owners Association, Inc.							
0140	Nationwide		46-2956640				Leaguers Investment Fund LLC	OH	NIA	Other non-Nationwide	Ownership	0.000	Other non-Nationwide	2
0140	Nationwide						Life REO Holdings, LLC	DE	OTH	Nationwide Mutual Insurance Company	Other	0.000	Nationwide Mutual Insurance Company	2
0140	Nationwide		56-3789187	4286969			Lone Star General Agency, Inc.	OH	NIA	Nationwide Life Insurance Company	Ownership	100.000	Nationwide Mutual Insurance Company	
0140	Nationwide		74-1395229				Match School Investment Fund, LLC	TX	IA	Nationwide Mutual Insurance Company	Ownership	100.000	Nationwide Mutual Insurance Company	
0140	Nationwide						National Casualty Company	DE	OTH	Nationwide Mutual Insurance Company	Ownership	100.000	Nationwide Mutual Insurance Company	
0140	Nationwide	11991	38-0865250	4288187			National Casualty Company of America, Ltd.	WI	IA	Nationwide Mutual Insurance Company	Ownership	100.000	Nationwide Mutual Insurance Company	
							Nationwide Advantage Mortgage Company							
0140	Nationwide						Nationwide Advantage Mortgage Company	GBR	IA	Nationwide Mutual Insurance Company	Ownership	100.000	Nationwide Mutual Insurance Company	
0140	Nationwide		42-1154244				Nationwide Advantage Mortgage Company	IA	NIA	AMCO Insurance Company	Ownership	87.300	Nationwide Mutual Insurance Company	
							Nationwide Advantage Mortgage Company							
0140	Nationwide		42-1154244				Nationwide Advantage Mortgage Company	IA	NIA	ALLIED Property & Casualty Insurance Company	Ownership	8.470	Nationwide Mutual Insurance Company	
0140	Nationwide		42-1154244				Nationwide Advantage Mortgage Company	IA	NIA	Depositors Insurance Company	Ownership	4.230	Nationwide Mutual Insurance Company	

ANNUAL STATEMENT FOR THE YEAR 2013 OF THE NATIONWIDE INSURANCE COMPANY OF FLORIDA

SCHEDULE Y

PART 1A - DETAIL OF INSURANCE HOLDING COMPANY SYSTEM

1	2	3	4	5	6	7	8	9	10	11	12	13	14	15
Group Code	Group Name	NAIC Company Code	Federal ID Number	Federal RSSD	CIK	Name of Securities Exchange if Publicly Traded (U.S. or International)	Names of Parent, Subsidiaries Or Affiliates	Domi-ciliary Loca-tion	Relation-ship to Reporting Entity	Directly Controlled by (Name of Entity/Person)	Type of Control (Ownership, Board, Management, Attorney-in-Fact, Influence, Other)	If Control is Ownership Provide Percentage	Ultimate Controlling Entity(ies)/Person(s)	*
..0140	Nationwide	..26093	48-0470690	4288196	Nationwide Affinity Insurance Company of America	..OH	..IA	Nationwide Mutual Insurance Company	Ownership	..100.000	Nationwide Mutual Insurance Company
..0140	Nationwide	..28223	42-1015537	4288208	Nationwide Agribusiness Insurance Company	..IA	..IA	Nationwide Mutual Insurance Company	Ownership	..100.000	Nationwide Mutual Insurance Company
..0140	Nationwide	20-5976272	Nationwide Alternative Investments, LLC	..OH	..NIA	Nationwide Mutual Insurance Company	Ownership	..100.000	Nationwide Mutual Insurance Company
..0140	Nationwide	31-1578869	4288075	Nationwide Arena, LLC	..OH	..NIA	NRI Arena, Ltd.	Ownership	..90.000	Nationwide Mutual Insurance Company
..0140	Nationwide	20-8670712	4288114	Nationwide Asset Management, LLC	..OH	..NIA	Nationwide Mutual Insurance Company	Ownership	..100.000	Nationwide Mutual Insurance Company
..0140	Nationwide	..10723	95-0639970	4288217	Nationwide Assurance Company	..WI	..IA	Nationwide Mutual Insurance Company	Ownership	..100.000	Nationwide Mutual Insurance Company
..0140	Nationwide	31-1592130	2729677	Nationwide BankOTH	Nationwide Financial Services, Inc.	Ownership	..100.000	Nationwide Mutual Insurance Company
..0140	Nationwide	52-1776258	4286875	Nationwide Better Health (Ohio), LLC	..OH	..NIA	Nationwide Better Health Holding Company, LLC	Ownership	..100.000	Nationwide Mutual Insurance Company
..0140	Nationwide	11-3766032	4286428	Nationwide Better Health Holding Company, LLC	..OH	..NIA	Nationwide Corporation	Ownership	..75.000	Nationwide Mutual Insurance Company
..0140	Nationwide	11-3766032	4286428	Nationwide Better Health Holding Company, LLC	..OH	..NIA	Nationwide Mutual Fire Insurance Company	Ownership	..25.000	Nationwide Mutual Insurance Company
..0140	Nationwide	31-1036287	4288123	Nationwide Cash Management Company	..OH	..NIA	Nationwide Mutual Insurance Company	Ownership	..100.000	Nationwide Mutual Insurance Company
..0140	Nationwide	31-4416546	3828081	Nationwide Corporation	..OH	..NIA	Nationwide Mutual Insurance Company	Ownership	..95.200	Nationwide Mutual Insurance Company
..0140	Nationwide	31-4416546	3828081	Nationwide Corporation	..OH	..NIA	Nationwide Mutual Fire Insurance Company	Ownership	..4.800	Nationwide Mutual Insurance Company
..0140	Nationwide	04-3679407	4286839	Nationwide Emerging Managers, LLC	..DE	..NIA	NWD Investment Management, Inc.	Ownership	..100.000	Nationwide Mutual Insurance Company
..0140	Nationwide	05-0630007	4288048	Nationwide Exclusive Agent Risk Purchasing Group, LLC	..OH	..NIA	Insurance Intermediaries, Inc.	Ownership	..100.000	Nationwide Mutual Insurance Company
..0140	Nationwide	31-1667326	4286932	Nationwide Financial Assignment Company	..OH	..NIA	Nationwide Life Insurance Company	Ownership	..100.000	Nationwide Mutual Insurance Company
..0140	Nationwide	23-2412039	4287087	Nationwide Financial General Agency, Inc.	..PA	..NIA	NFS Distributors, Inc.	Ownership	..100.000	Nationwide Mutual Insurance Company
..0140	Nationwide	31-1316276	4287069	Nationwide Financial Institution Distributors Agency, Inc.	..DE	..NIA	NFS Distributors, Inc.	Ownership	..100.000	Nationwide Mutual Insurance Company
..0140	Nationwide	31-6554353	4286978	Nationwide Financial Services Capital Trust	..DE	..NIA	Nationwide Financial Services, Inc.	Ownership	..100.000	Nationwide Mutual Insurance Company
..0140	Nationwide	31-1486870	3828063	Nationwide Financial Services, Inc.	..DE	..NIA	Nationwide Corporation	Ownership	..100.000	Nationwide Mutual Insurance Company
..0140	Nationwide	52-6969857	4286996	Nationwide Fund Advisors	..DE	..NIA	Nationwide Financial Services, Inc.	Ownership	..100.000	Nationwide Mutual Insurance Company
..0140	Nationwide	31-1748721	42877050	Nationwide Fund Distributors LLC	..DE	..NIA	NFS Distributors, Inc.	Ownership	..100.000	Nationwide Mutual Insurance Company
..0140	Nationwide	31-0900518	4287041	Nationwide Fund Management LLC	..DE	..NIA	NFS Distributors, Inc.	Ownership	..100.000	Nationwide Mutual Insurance Company
..0140	Nationwide	..23760	31-4425763	4287957	Nationwide General Insurance Company	..OH	..IA	Nationwide Mutual Insurance Company	Ownership	..100.000	Nationwide Mutual Insurance Company
..0140	Nationwide	31-1570938	4286398	Nationwide Global Holdings, Inc.	..OH	..NIA	Nationwide Corporation	Ownership	..100.000	Nationwide Mutual Insurance Company
..0140	Nationwide	04-3732385	4286857	Nationwide Global Ventures, Inc.	..DE	..NIA	Nationwide Asset Management Holdings, Inc.	Ownership	..100.000	Nationwide Mutual Insurance Company
..0140	Nationwide	..10070	31-1399201	Nationwide Indemnity Company	..OH	..IA	Nationwide Mutual Insurance Company	Ownership	..100.000	Nationwide Mutual Insurance Company
..0140	Nationwide	..25453	95-2130882	4287180	Nationwide Insurance Company of America	..WI	..IA	ALLIED Group, Inc.	Ownership	..100.000	Nationwide Mutual Insurance Company
..0140	Nationwide	..10948	31-1613686	4287966	Nationwide Insurance Company of Florida	..OH	..RE	Nationwide Mutual Insurance Company	Ownership	..100.000	Nationwide Mutual Insurance Company
..0140	Nationwide	31-6022301	Nationwide Insurance Foundation	..OH	..OTH	Other non-Nationwide	n/a	..0.000	Other non-Nationwide	..2
..0140	Nationwide	41-2206199	4286950	Nationwide Investment Advisors, LLC	..OH	..NIA	Nationwide Life Insurance Company	Ownership	..100.000	Nationwide Mutual Insurance Company
..0140	Nationwide	73-0988442	4286923	Nationwide Investment Services Corporation	..OK	..NIA	Nationwide Life Insurance Company	Ownership	..100.000	Nationwide Mutual Insurance Company
..0140	Nationwide	..92657	31-1000740	Nationwide Life and Annuity Insurance Company	..OH	..IA	Nationwide Life Insurance Company	Ownership	..100.000	Nationwide Mutual Insurance Company
..0140	Nationwide	..66869	31-4156830	Nationwide Life Insurance Company	..OH	..IA	Nationwide Financial Services, Inc.	Ownership	..100.000	Nationwide Mutual Insurance Company
..0140	Nationwide	13-4212969	Nationwide Life Tax Credit Partners 2002-A, LLC	..OH	..NIA	Nationwide Life Insurance Company	Other	..0.000	Nationwide Mutual Insurance Company	..2
..0140	Nationwide	01-0749754	Nationwide Life Tax Credit Partners 2002-B, LLC	..OH	..NIA	Nationwide Life Insurance Company	Other	..0.000	Nationwide Mutual Insurance Company	..2
..0140	Nationwide	03-0498148	3262573	Nationwide Life Tax Credit Partners 2002-C, LLC	..OH	..NIA	Nationwide Life Insurance Company	Other	..0.000	Nationwide Mutual Insurance Company	..2

ANNUAL STATEMENT FOR THE YEAR 2013 OF THE NATIONWIDE INSURANCE COMPANY OF FLORIDA

SCHEDULE Y

PART 1A - DETAIL OF INSURANCE HOLDING COMPANY SYSTEM

1	2	3	4	5	6	7	8	9	10	11	12	13	14	15
Group Code	Group Name	NAIC Company Code	Federal ID Number	Federal RSSD	CIK	Name of Securities Exchange if Publicly Traded (U.S. or International)	Names of Parent, Subsidiaries Or Affiliates	Domiciliary Location	Relationship to Reporting Entity	Directly Controlled by (Name of Entity/Person)	Type of Control (Ownership, Board, Management, Attorney-in-Fact, Influence, Other)	If Control is Ownership Provide Percentage	Ultimate Controlling Entity(ies)/Person(s)	*
...0140	Nationwide		54-2113175				Nationwide Life Tax Credit Partners 2003-A, LLC	OH	NIA	Nationwide Life Insurance Company	Other	..0.000	Nationwide Mutual Insurance Company	...2
...0140	Nationwide		58-2672725				Nationwide Life Tax Credit Partners 2003-B, LLC	OH	NIA	Nationwide Life Insurance Company	Other	..0.000	Nationwide Mutual Insurance Company	...2
...0140	Nationwide		20-0357951	3811001			Nationwide Life Tax Credit Partners 2003-C, LLC	OH	NIA	Nationwide Life Insurance Company	Other	..0.000	Nationwide Mutual Insurance Company	...2
...0140	Nationwide		20-0382144				Nationwide Life Tax Credit Partners 2004-A, LLC	OH	NIA	Nationwide Life Insurance Company	Other	..0.000	Nationwide Mutual Insurance Company	...2
...0140	Nationwide		20-0745944				Nationwide Life Tax Credit Partners 2004-B, LLC	OH	NIA	Nationwide Life Insurance Company	Other	..0.000	Nationwide Mutual Insurance Company	...2
...0140	Nationwide		20-0745965				Nationwide Life Tax Credit Partners 2004-C, LLC	OH	NIA	Nationwide Life Insurance Company	Other	..0.000	Nationwide Mutual Insurance Company	...2
...0140	Nationwide		20-1128408				Nationwide Life Tax Credit Partners 2004-D, LLC	OH	NIA	Nationwide Life Insurance Company	Other	..0.000	Nationwide Mutual Insurance Company	...2
...0140	Nationwide		20-1128472				Nationwide Life Tax Credit Partners 2004-E, LLC	OH	NIA	Nationwide Life Insurance Company	Other	..0.000	Nationwide Mutual Insurance Company	...2
...0140	Nationwide		20-1918935	3318117			Nationwide Life Tax Credit Partners 2004-F, LLC	OH	NIA	Nationwide Life Insurance Company	Other	..0.000	Nationwide Mutual Insurance Company	...2
...0140	Nationwide		20-2303694				Nationwide Life Tax Credit Partners 2005-A, LLC	OH	NIA	Nationwide Life Insurance Company	Other	..0.000	Nationwide Mutual Insurance Company	...2
...0140	Nationwide		20-2303602				Nationwide Life Tax Credit Partners 2005-B, LLC	OH	NIA	Nationwide Life Insurance Company	Other	..0.000	Nationwide Mutual Insurance Company	...2
...0140	Nationwide		20-2450960				Nationwide Life Tax Credit Partners 2005-C, LLC	OH	NIA	Nationwide Life Insurance Company	Other	..0.000	Nationwide Mutual Insurance Company	...2
...0140	Nationwide		20-2451052				Nationwide Life Tax Credit Partners 2005-D, LLC	OH	NIA	Nationwide Life Insurance Company	Other	..0.000	Nationwide Mutual Insurance Company	...2
...0140	Nationwide		20-2774223				Nationwide Life Tax Credit Partners 2005-E, LLC	OH	NIA	Nationwide Life Insurance Company	Other	..0.000	Nationwide Mutual Insurance Company	...2
...0140	Nationwide		21-1288836				Nationwide Life Tax Credit Partners 2007-A, LLC	OH	NIA	Nationwide Life Insurance Company	Other	..0.000	Nationwide Mutual Insurance Company	...2
...0140	Nationwide		26-3427373				Nationwide Life Tax Credit Partners 2009-A, LLC	OH	NIA	Nationwide Life Insurance Company	Other	..0.000	Nationwide Mutual Insurance Company	...2
...0140	Nationwide		26-3427435				Nationwide Life Tax Credit Partners 2009-B, LLC	OH	NIA	Nationwide Life Insurance Company	Other	..0.000	Nationwide Mutual Insurance Company	...2
...0140	Nationwide		26-3427479				Nationwide Life Tax Credit Partners 2009-C, LLC	OH	NIA	Nationwide Life Insurance Company	Other	..0.000	Nationwide Mutual Insurance Company	...2
...0140	Nationwide		26-3427525				Nationwide Life Tax Credit Partners 2009-D, LLC	OH	NIA	Nationwide Life Insurance Company	Other	..0.000	Nationwide Mutual Insurance Company	...2
...0140	Nationwide		26-4737055				Nationwide Life Tax Credit Partners 2009-E, LLC	OH	NIA	Nationwide Life Insurance Company	Other	..0.000	Nationwide Mutual Insurance Company	...2
...0140	Nationwide		26-4737157				Nationwide Life Tax Credit Partners 2009-F, LLC	OH	NIA	Nationwide Life Insurance Company	Other	..0.000	Nationwide Mutual Insurance Company	...2
...0140	Nationwide		46-1952215				Nationwide Life Tax Credit Partners 2013-A, LLC	OH	NIA	Nationwide Life Insurance Company	Other	..0.000	Nationwide Mutual Insurance Company	...2
...0140	Nationwide		46-1971926				Nationwide Life Tax Credit Partners 2013-B, LLC	OH	NIA	Nationwide Life Insurance Company	Other	..0.000	Nationwide Mutual Insurance Company	...2
...0140	Nationwide		27-1362364				Nationwide Life Tax Credit Partners 2009-I, LLC	OH	NIA	Nationwide Life Insurance Company	Other	..0.000	Nationwide Mutual Insurance Company	...2
...0140	Nationwide			3779811			Nationwide Life Tax Credit Partners No. 1, LLC	OH	NIA	Nationwide Life Insurance Company	Other	..0.000	Nationwide Mutual Insurance Company	...2
...0140	Nationwide	42110	75-1780981	4287984			Nationwide Lloyds	TX	IA	n/a	contract	..0.000	Nationwide Mutual Insurance Company	...2

ANNUAL STATEMENT FOR THE YEAR 2013 OF THE NATIONWIDE INSURANCE COMPANY OF FLORIDA

SCHEDULE Y

PART 1A - DETAIL OF INSURANCE HOLDING COMPANY SYSTEM

1	2	3	4	5	6	7	8	9	10	11	12	13	14	15
Group Code	Group Name	NAIC Company Code	Federal ID Number	Federal RSSD	CIK	Name of Securities Exchange if Publicly Traded (U.S. or International)	Names of Parent, Subsidiaries Or Affiliates	Domiciliary Location	Relationship to Reporting Entity	Directly Controlled by (Name of Entity/Person)	Type of Control (Ownership, Board, Management, Attorney-in-Fact, Influence, Other)	If Control is Ownership Provide Percentage	Ultimate Controlling Entity(ies)/Person(s)	*
0140	Nationwide						Nationwide Mutual Capital I, LLC	DE	NIA	Nationwide Mutual Capital, LLC	Ownership	100.000	Nationwide Mutual Insurance Company	
0140	Nationwide		75-3191025				Nationwide Mutual Capital, LLC	OH	NIA	Nationwide Mutual Insurance Company	Ownership	100.000	Nationwide Mutual Insurance Company	
0140	Nationwide	23779	82-0549218	3828090			Nationwide Mutual Fire Insurance Company	OH	OTH	Other non-Nationwide	n/a	0.000	Other non-Nationwide	
0140	Nationwide	23787	31-4177100	3828072			Nationwide Mutual Insurance Company	OH	UDP	Other non-Nationwide	n/a	0.000	Other non-Nationwide	
0140	Nationwide		34-2012765	4288084			Nationwide Private Equity Fund, LLC	OH	NIA	Nationwide Mutual Insurance Company	Ownership	100.000	Nationwide Mutual Insurance Company	
0140	Nationwide	37877	31-0970750	4287993			Nationwide Property and Casualty Insurance Company	OH	IA	Nationwide Mutual Insurance Company	Ownership	100.000	Nationwide Mutual Insurance Company	
0140	Nationwide		31-1486309	4288105			Nationwide Realty Investors, Ltd.	OH	NIA	Nationwide Mutual Insurance Company	Ownership	96.700	Nationwide Mutual Insurance Company	
0140	Nationwide		31-1486309	4288105			Nationwide Realty Investors, Ltd.	OH	NIA	Nationwide Indemnity Company	Ownership	3.300	Nationwide Mutual Insurance Company	
0140	Nationwide		31-1486309				Nationwide Realty Management, LLC	OH	NIA	Nationwide Realty Investors, Ltd.	Ownership	100.000	Nationwide Mutual Insurance Company	
0140	Nationwide			4288066			Nationwide Realty Services, Ltd.	OH	NIA	Nationwide Mutual Insurance Company	Ownership	100.000	Nationwide Mutual Insurance Company	
0140	Nationwide		06-0987812	4287117			Nationwide Retirement Solutions Insurance Agency, Inc.	MA	IA	Nationwide Retirement Solutions, Inc.	Ownership	100.000	Nationwide Mutual Insurance Company	
0140	Nationwide		73-0948330	4287096			Nationwide Retirement Solutions, Inc.	DE	NIA	NFS Distributors, Inc.	Ownership	100.000	Nationwide Mutual Insurance Company	
0140	Nationwide		86-0924069	4287108			Nationwide Retirement Solutions, Inc. of Arizona	AZ	NIA	Nationwide Retirement Solutions, Inc.	Ownership	100.000	Nationwide Mutual Insurance Company	
0140	Nationwide		31-1331479	4287126			Nationwide Retirement Solutions, Inc. of Ohio	OH	NIA	Nationwide Retirement Solutions, Inc.	contract	0.000	Nationwide Mutual Insurance Company	
0140	Nationwide		74-2200854	4287135			Nationwide Retirement Solutions, Inc. of Texas	TX	NIA	Nationwide Retirement Solutions, Inc.	contract	0.000	Nationwide Mutual Insurance Company	
0140	Nationwide		42-1373380	4287210			Nationwide Sales Solutions, Inc.	IA	NIA	ALLIED Group, Inc.	Ownership	100.000	Nationwide Mutual Insurance Company	
0140	Nationwide		36-2434406	4287078			Nationwide Securities, LLC	OH	NIA	NFS Distributors, Inc.	Ownership	100.000	Nationwide Mutual Insurance Company	
0140	Nationwide		31-4177100	4288093			Nationwide Services Company, LLC	OH	NIA	Nationwide Mutual Insurance Company	Ownership	100.000	Nationwide Mutual Insurance Company	
0140	Nationwide		27-0743545				Nationwide Tax Credit Partners 2009-G, LLC	OH	NIA	Nationwide Mutual Insurance Company	Other	0.000	Nationwide Mutual Insurance Company	2
0140	Nationwide		27-0768791				Nationwide Tax Credit Partners 2009-H, LLC	OH	NIA	Nationwide Mutual Insurance Company	Other	0.000	Nationwide Mutual Insurance Company	2
0140	Nationwide		27-1362364				Nationwide Tax Credit Partners 2009-I, LLC	OH	NIA	Nationwide Life Insurance Company	Other	0.000	Other non-Nationwide	2
0140	Nationwide		46-1952215				Nationwide Tax Credit Partners 2013-A, LLC	OH	NIA	Nationwide Life Insurance Company	Other	0.000	Other non-Nationwide	2
0140	Nationwide		11-3651828				ND La Quinta Partners, LLC	DE	NIA	Nationwide Life Insurance Company	Other	0.000	Other non-Nationwide	2
0140	Nationwide			4286866			Newhouse Capital Partners II, LLC	DE	NIA	Nationwide Realty Investors, Ltd.	Ownership	95.000	Nationwide Mutual Insurance Company	1
0140	Nationwide			4286866			Newhouse Capital Partners II, LLC	DE	NIA	Nationwide Global Ventures, Inc.	Ownership	80.000	Nationwide Mutual Insurance Company	
0140	Nationwide			4286679			Newhouse Capital Partners, LLC	DE	NIA	Nationwide Global Ventures, Inc.	Ownership	99.000	Nationwide Mutual Insurance Company	
0140	Nationwide			4286679			Newhouse Capital Partners, LLC	DE	NIA	NWD Investment Management, Inc.	Ownership	19.000	Nationwide Mutual Insurance Company	
0140	Nationwide			4286679			Newhouse Capital Partners, LLC	DE	NIA	Nationwide Mutual Insurance Company	Ownership	70.000	Nationwide Mutual Insurance Company	
0140	Nationwide			4286679			Newhouse Capital Partners, LLC	DE	NIA	Nationwide Mutual Fire Insurance Company	Ownership	10.000	Nationwide Mutual Insurance Company	
0140	Nationwide		31-1630871	4287032			NFS Distributors, Inc.	DE	NIA	Nationwide Financial Services, Inc.	Ownership	100.000	Nationwide Mutual Insurance Company	
0140	Nationwide		14-1892640				NHT XII Tax Credit Fund, LLC	DC	NIA	Nationwide Life Insurance Company	Ownership	49.990	Nationwide Mutual Insurance Company	
0140	Nationwide		14-1892640				NHT XII Tax Credit Fund, LLC	DC	NIA	Nationwide Assurance Company	Ownership	25.000	Nationwide Mutual Insurance Company	
0140	Nationwide		14-1892640				NHT XII Tax Credit Fund, LLC	DC	NIA	Nationwide Mutual Insurance Company	Ownership	25.000	Nationwide Mutual Insurance Company	
0140	Nationwide						NNOV8, LLC	OH	NIA	Nationwide Mutual Insurance Company	Ownership	100.000	Nationwide Mutual Insurance Company	
0140	Nationwide		26-0351004				North Bank Condominium Home Owners Association	OH	OTH	Other non-Nationwide	n/a	0.000	Other non-Nationwide	2
0140	Nationwide		20-4939866				North of Third, LLC	OH	NIA	NRI Equity Land Investments, LLC	Ownership	100.000	Nationwide Mutual Insurance Company	
0140	Nationwide		26-4083207				Northstar Commercial Development, LLC	OH	NIA	Nationwide Realty Investors, Ltd.	Ownership	50.000	Nationwide Mutual Insurance Company	
0140	Nationwide		26-4083354				Northstar Residential Development, LLC	OH	NIA	Nationwide Realty Investors, Ltd.	Ownership	50.000	Nationwide Mutual Insurance Company	
0140	Nationwide		31-1486309				NRI 12325 Copper Way, LLC	OH	NIA	Nationwide Realty Investors, Ltd.	Ownership	100.000	Nationwide Mutual Insurance Company	
0140	Nationwide		31-1486309				NRI 220 Schrock, LLC	OH	NIA	Nationwide Realty Investors, Ltd.	Ownership	100.000	Nationwide Mutual Insurance Company	
0140	Nationwide		31-1486309				NRI Arena, LLC	OH	NIA	Nationwide Realty Investors, Ltd.	Ownership	100.000	Nationwide Mutual Insurance Company	

ANNUAL STATEMENT FOR THE YEAR 2013 OF THE NATIONWIDE INSURANCE COMPANY OF FLORIDA

SCHEDULE Y

PART 1A - DETAIL OF INSURANCE HOLDING COMPANY SYSTEM

1	2	3	4	5	6	7	8	9	10	11	12	13	14	15
Group Code	Group Name	NAIC Company Code	Federal ID Number	Federal RSSD	CIK	Name of Securities Exchange if Publicly Traded (U.S. or International)	Names of Parent, Subsidiaries Or Affiliates	Domiciliary Location	Relationship to Reporting Entity	Directly Controlled by (Name of Entity/Person)	Type of Control (Ownership, Board, Management, Attorney-in-Fact, Influence, Other)	If Control is Ownership Provide Percentage	Ultimate Controlling Entity(ies)/Person(s)	*
0140	Nationwide		31-1486309				NRI Brookledge, LLC	OH	NIA	Nationwide Realty Investors, Ltd.	Ownership	100.000	Nationwide Mutual Insurance Company	
0140	Nationwide		31-1486309				NRI Builders, LLC	OH	NIA	Nationwide Realty Investors, Ltd.	Ownership	100.000	Nationwide Mutual Insurance Company	
0140	Nationwide		31-1486309				NRI Communities/Charlotte, LLC	OH	NIA	Nationwide Realty Investors, Ltd.	Ownership	100.000	Nationwide Mutual Insurance Company	
0140	Nationwide		31-1486309				NRI Communities/Harris Blvd., LLC	OH	NIA	Nationwide Realty Investors, Ltd.	Ownership	100.000	Nationwide Mutual Insurance Company	
0140	Nationwide		31-1486309				NRI Cramer Creek, LLC	OH	NIA	Nationwide Realty Investors, Ltd.	Ownership	100.000	Nationwide Mutual Insurance Company	
0140	Nationwide		20-4939866				NRI Equity Land Investments, LLC	OH	NIA	Nationwide Realty Investors, Ltd.	Ownership	80.000	Nationwide Mutual Insurance Company	
0140	Nationwide		26-0212217				NRI Equity Tampa, LLC	OH	OTH	Nationwide Realty Investors, Ltd.	Ownership	100.000	Nationwide Mutual Insurance Company	
0140	Nationwide		31-1486309				NRI Maxtown, LLC	OH	OTH	Nationwide Realty Investors, Ltd.	Ownership	100.000	Nationwide Mutual Insurance Company	
0140	Nationwide		30-4939866				NRI Office Ventures, Ltd	OH	NIA	Nationwide Realty Investors, Ltd.	Ownership	100.000	Nationwide Mutual Insurance Company	
0140	Nationwide		31-1486309				NRI-Rivulon, LLC	OH	NIA	Nationwide Realty Investors, Ltd.	Ownership	100.000	Nationwide Mutual Insurance Company	
0140	Nationwide		31-1486309				NRI Telecom, LLC	OH	NIA	NWD Investments, LLC	Ownership	100.000	Nationwide Mutual Insurance Company	
										Nationwide Property and Casualty Company				
0140	Nationwide		45-3123274				NTCIF-2011 Georgia State Investor, LLC	OH	NIA		Ownership	100.000	Nationwide Mutual Insurance Company	
0140	Nationwide		90-0729552				NTCIF-2011, LLC	OH	NIA	Nationwide Life Insurance Company	Ownership	100.000	Nationwide Mutual Insurance Company	
0140	Nationwide		27-4700627				NTCP 2011-A, LLC	OH	NIA	Nationwide Life Insurance Company	Ownership	100.000	Nationwide Mutual Insurance Company	
0140	Nationwide		46-0747898				NTCP 2011-B, LLC	OH	NIA	Nationwide Life Insurance Company	Ownership	100.000	Nationwide Mutual Insurance Company	
0140	Nationwide		46-0741029	4464703			NTCP 2012-A, LLC	OH	NIA	Nationwide Life Insurance Company	Ownership	100.000	Nationwide Mutual Insurance Company	
0140	Nationwide		46-3309896				NTCP 2013-C, LLC	OH	NIA	Nationwide Life Insurance Company	Ownership	100.000	Nationwide Mutual Insurance Company	
0140	Nationwide		46-4104813				NTCP 2013-D, LLC	OH	NIA	Nationwide Life Insurance Company	Ownership	100.000	Nationwide Mutual Insurance Company	
0140	Nationwide		46-4111078				NTCP 2014-A, LLC	OH	NIA	Nationwide Life Insurance Company	Ownership	100.000	Nationwide Mutual Insurance Company	
0140	Nationwide		46-3654078				NW-Amesbury, LLC	OH	NIA	NW-REI, LLC	Ownership	100.000	Nationwide Mutual Insurance Company	
0140	Nationwide		36-4702264				NW-Arvada, LLC	OH	NIA	NW-REI, LLC	Ownership	100.000	Nationwide Mutual Insurance Company	
0140	Nationwide		46-2943666				NW-Bandera, LLC	OH	NIA	NW-REI, LLC	Ownership	100.000	Nationwide Mutual Insurance Company	
0140	Nationwide		45-5159092				NW-Bayshore, LLC	OH	NIA	NW-REI, LLC	Ownership	100.000	Nationwide Mutual Insurance Company	
0140	Nationwide		46-2451156				NW-Bee Cave, LLC	OH	NIA	NW-REI, LLC	Ownership	100.000	Nationwide Mutual Insurance Company	
0140	Nationwide		46-0999932				NW-Bencap, LLC	OH	NIA	NW-REI, LLC	Ownership	100.000	Nationwide Mutual Insurance Company	
0140	Nationwide		46-3707480				NW-Brooklyn, LLC	OH	NIA	NW-REI, LLC	Ownership	100.000	Nationwide Mutual Insurance Company	
0140	Nationwide		46-3968244				NW-Camelback, LLC	OH	NIA	NW-REI, LLC	Ownership	100.000	Nationwide Mutual Insurance Company	
0140	Nationwide		45-2724980				NW-Cameron, LLC	OH	NIA	NW-REI, LLC	Ownership	100.000	Nationwide Mutual Insurance Company	
0140	Nationwide		46-3674167				NW-Cedar Springs, LLC	OH	NIA	NW-REI, LLC	Ownership	100.000	Nationwide Mutual Insurance Company	
0140	Nationwide		46-3994437				NW-Central Station, LLC	OH	NIA	NE-REI, LLC	Ownership	100.000	Nationwide Mutual Insurance Company	
0140	Nationwide		26-0901660				NW-QNC Coppell, LLC	DE	NIA	Nationwide Mutual Insurance Company	Ownership	100.000	Nationwide Mutual Insurance Company	
0140	Nationwide		27-2764819				NW-Commerce Center, LLC	DE	NIA	NW-REI, LLC	Ownership	100.000	Nationwide Mutual Insurance Company	
0140	Nationwide		32-0359208				NW-Corvallis, LLC	OH	NIA	NW-REI, LLC	Ownership	100.000	Nationwide Mutual Insurance Company	
0140	Nationwide		31-1580283				NWD 205 Vine, LLC	OH	NIA	NWD Investments, LLC	Ownership	100.000	Nationwide Mutual Insurance Company	
0140	Nationwide		31-1580283				NWD 225 Nationwide, LLC	OH	NIA	NWD Investments, LLC	Ownership	100.000	Nationwide Mutual Insurance Company	
0140	Nationwide		31-1580283				NWD 230 West, LLC	OH	NIA	NWD Investments, LLC	Ownership	100.000	Nationwide Mutual Insurance Company	
0140	Nationwide		31-1580283				NWD 240 Nationwide, LLC	OH	NIA	NWD Investments, LLC	Ownership	100.000	Nationwide Mutual Insurance Company	
0140	Nationwide		31-1580283				NWD 250 Brodbelt, LLC	OH	NIA	NWD Investments, LLC	Ownership	100.000	Nationwide Mutual Insurance Company	
0140	Nationwide		31-1580283				NWD 265 Neil, LLC	OH	NIA	NWD Investments, LLC	Ownership	100.000	Nationwide Mutual Insurance Company	
0140	Nationwide		31-1580283				NWD 275 Marconi, LLC	OH	NIA	NWD Investments, LLC	Ownership	100.000	Nationwide Mutual Insurance Company	
0140	Nationwide		31-1580283				NWD 295 McConnell, LLC	OH	NIA	NWD Investments, LLC	Ownership	100.000	Nationwide Mutual Insurance Company	
0140	Nationwide		31-1580283				NWD 300 Neil, LLC	OH	NIA	NWD Investments, LLC	Ownership	100.000	Nationwide Mutual Insurance Company	
0140	Nationwide		31-1580283				NWD 300 Spring, LLC	OH	NIA	NWD Investments, LLC	Ownership	100.000	Nationwide Mutual Insurance Company	
0140	Nationwide		31-1580283				NWD 355 McConnell, LLC	OH	NIA	NWD Investments, LLC	Ownership	100.000	Nationwide Mutual Insurance Company	
0140	Nationwide		31-1580283				NWD 425 Nationwide, LLC	OH	NIA	NWD Investments, LLC	Ownership	100.000	Nationwide Mutual Insurance Company	
0140	Nationwide		31-1580283				NWD 500 Nationwide, LLC	OH	NIA	NWD Investments, LLC	Ownership	100.000	Nationwide Mutual Insurance Company	
0140	Nationwide		31-1580283				NWD Arena Crossing, LLC	OH	NIA	NWD Investments, LLC	Ownership	100.000	Nationwide Mutual Insurance Company	
0140	Nationwide		31-1580283				NWD Arena District I, LLC	OH	NIA	NWD Investments, LLC	Ownership	100.000	Nationwide Mutual Insurance Company	
0140	Nationwide		31-1580283				NWD Arena District II, LLC	OH	NIA	NWD Investments, LLC	Ownership	100.000	Nationwide Mutual Insurance Company	
0140	Nationwide		31-1580283				NWD Arena District MM, LLC	OH	NIA	NWD Investments, LLC	Ownership	100.000	Nationwide Mutual Insurance Company	

ANNUAL STATEMENT FOR THE YEAR 2013 OF THE NATIONWIDE INSURANCE COMPANY OF FLORIDA

SCHEDULE Y

PART 1A - DETAIL OF INSURANCE HOLDING COMPANY SYSTEM

1	2	3	4	5	6	7	8	9	10	11	12	13	14	15
Group Code	Group Name	NAIC Company Code	Federal ID Number	Federal RSSD	CIK	Name of Securities Exchange if Publicly Traded (U.S. or International)	Names of Parent, Subsidiaries Or Affiliates	Domiciliary Location	Relationship to Reporting Entity	Directly Controlled by (Name of Entity/Person)	Type of Control (Ownership, Board, Management, Attorney-in-Fact, Influence, Other)	If Control is Ownership Provide Percentage	Ultimate Controlling Entity(ies)/Person(s)	*
0140	Nationwide		31-1580283				NWD Arena District PW, LLC	OH	NIA	NWD Investments, LLC	Ownership	100.000	Nationwide Mutual Insurance Company	
0140	Nationwide		31-1580283				NWD Arena District V, LLC	OH	NIA	NWD Investments, LLC	Ownership	100.000	Nationwide Mutual Insurance Company	
0140	Nationwide		04-3679396	4286848			NWD Asset Management Holdings, Inc.	DE	NIA	NWD Investment Management, Inc.	Ownership	100.000	Nationwide Mutual Insurance Company	
0140	Nationwide		31-1580283				NWD Athletic Club, LLC	OH	NIA	NWD Investments, LLC	Ownership	100.000	Nationwide Mutual Insurance Company	
0140	Nationwide		31-1636299	4286594			NWD Investment Management, Inc.	DE	NIA	Nationwide Corporation	Ownership	100.000	Nationwide Mutual Insurance Company	
0140	Nationwide		31-1580283				NWD Investments, LLC	OH	NIA	Nationwide Realty Investors, Ltd.	Ownership	80.000	Nationwide Mutual Insurance Company	
0140	Nationwide		90-0732898				NW-Dulles, LLC	OH	NIA	NW-REI, LLC	Ownership	100.000	Nationwide Mutual Insurance Company	
0140	Nationwide		46-3267884				NW-Franklin Mills, LLC	OH	NIA	Life Reo Holdings, LLC	Ownership	100.000	Nationwide Mutual Insurance Company	
0140	Nationwide		45-2647960				NW-Grapevine, LLC	OH	NIA	NW-REI, LLC	Ownership	100.000	Nationwide Mutual Insurance Company	
0140	Nationwide		46-2997049				NW-Howell Mill, LLC	OH	NIA	NW-REI, LLC	Ownership	100.000	Nationwide Mutual Insurance Company	
0140	Nationwide		46-4330384				NW-Hudnall, LLC	OH	NIA	NW-REI, LLC	Ownership	100.000	Nationwide Mutual Insurance Company	
0140	Nationwide		45-5408178				NW-Kentwood Towne Center, LLC	OH	NIA	NW-REI, LLC	Ownership	100.000	Nationwide Mutual Insurance Company	
0140	Nationwide		45-5314607				NW-Lovers Lane, LLC	OH	NIA	NW-REI, LLC	Ownership	100.000	Nationwide Mutual Insurance Company	
0140	Nationwide		46-2457568				NW-Montrose, LLC	OH	NIA	NW-REI, LLC	Ownership	100.000	Nationwide Mutual Insurance Company	
0140	Nationwide		45-4630497				NW-Mueller II, LLC	OH	NIA	NW-REI, LLC	Ownership	100.000	Nationwide Mutual Insurance Company	
0140	Nationwide		27-4749848				NW-Northridge, LLC	OH	NIA	NW-REI, LLC	Ownership	100.000	Nationwide Mutual Insurance Company	
0140	Nationwide		46-1089165				NW-Oakley Station, LLC	OH	NIA	NW-REI, LLC	Ownership	100.000	Nationwide Mutual Insurance Company	
0140	Nationwide		46-3888719				NW-Park 288, LLC	OH	NIA	NW-REI, LLC	Ownership	100.000	Nationwide Mutual Insurance Company	
0140	Nationwide		45-5388656				NW-Park Memorial, LLC	OH	NIA	NW-REI, LLC	Ownership	100.000	Nationwide Mutual Insurance Company	
0140	Nationwide		27-4749937				NW-Park Village, LLC	OH	NIA	NW-REI, LLC	Ownership	100.000	Nationwide Mutual Insurance Company	
0140	Nationwide		46-2469044				NW-Portales, LLC	OH	NIA	NW-REI, LLC	Ownership	100.000	Nationwide Mutual Insurance Company	
0140	Nationwide		26-1903919				NW-REI, LLC	DE	NIA	Nationwide Mutual Insurance Company	Ownership	100.000	Nationwide Mutual Insurance Company	
0140	Nationwide		45-5159117				NW-South Park, LLC	OH	NIA	NW-REI, LLC	Ownership	100.000	Nationwide Mutual Insurance Company	
0140	Nationwide		35-2427470				NW-Southline, LLC	OH	NIA	NW-REI, LLC	Ownership	100.000	Nationwide Mutual Insurance Company	
0140	Nationwide		27-4749587				NW-Taylor Farmer Jack, LLC	OH	NIA	NW-REI, LLC	Ownership	100.000	Nationwide Mutual Insurance Company	
0140	Nationwide		46-1100378				NW-Triangle, LLC	OH	NIA	NW-REI, LLC	Ownership	100.000	Nationwide Mutual Insurance Company	
0140	Nationwide		46-1077615				NW-West Ave., LLC	OH	NIA	NW-REI, LLC	Ownership	100.000	Nationwide Mutual Insurance Company	
0140	Nationwide		31-0947092				OCH Company, LLC	OH	NIA	Nationwide Realty Investors, Ltd.	Ownership	100.000	Nationwide Mutual Insurance Company	
0140	Nationwide		31-0947092				Ohio Center Hotel Company, Ltd.	OH	NIA	Nationwide Realty Investors, Ltd.	Ownership	56.250	Nationwide Mutual Insurance Company	
0140	Nationwide		26-0263012				Old Track Street Owners Association	OH	OTH	Other non-Nationwide	n/a	0.000	Other non-Nationwide	2
0140	Nationwide	13999	27-1712056	4286914			Olentangy Reinsurance, LLC	VT	IA	Nationwide Life and Annuity Insurance Company	Ownership	100.000	Nationwide Mutual Insurance Company	
0140	Nationwide						OYS Fund, LLC	DE	OTH	Nationwide Mutual Insurance Company	Ownership	100.000	Nationwide Mutual Insurance Company	
0140	Nationwide						Park 288 Industrial, LLC	TX	OTH	Nationwide Mutual Insurance Company	Investor member / no control	95.000	other non-Nationwide	2
0140	Nationwide		31-1486309				Perimeter A, Ltd	OH	NIA	Nationwide Realty Investors, Ltd.	Ownership	100.000	Nationwide Mutual Insurance Company	
0140	Nationwide		31-1677602				Pizzuti Properties, LLC	OH	NIA	Nationwide Realty Investors, Ltd.	Ownership	65.000	Nationwide Mutual Insurance Company	
0140	Nationwide		31-1486309				Polaris A, Ltd.	OH	NIA	Nationwide Realty Investors, Ltd.	Ownership	100.000	Nationwide Mutual Insurance Company	
0140	Nationwide		39-1907217	4287201			Premier Agency, Inc.	IA	NIA	ALLIED Group, Inc.	Ownership	100.000	Nationwide Mutual Insurance Company	
4664	Pure	12873	20-8287105				Privilege Underwriters Reciprocal Exchange	FL	IA	Other non-Nationwide	n/a	0.000	Other non-Nationwide	2
0140	Pure			4288150			Privilege Underwriters, Inc.	FL	IA	Other non-Nationwide	n/a	0.000	Other non-Nationwide	2
4664	Pure	13204	26-3109178	4288226			Pure Insurance Company	FL	IA	Other non-Nationwide	n/a	0.000	Other non-Nationwide	2
4664	Pure			4288235			Pure Risk Management, LLC	FL	IA	Other non-Nationwide	n/a	0.000	Other non-Nationwide	2
4664	Nationwide		75-2938844	4287005			Registered Investment Advisors Services, Inc.	TX	NIA	Nationwide Financial Services, Inc.	Ownership	100.000	Nationwide Mutual Insurance Company	
0140	Nationwide		82-0549218				Retention Alternatives, Ltd.	BMJ	IA	Nationwide Mutual Fire Insurance Company	Ownership	100.000	Nationwide Mutual Insurance Company	
0140	Nationwide						Riverview Diversified Opportunities Fund, LLC	DE	OTH	Nationwide Mutual Insurance Company	Ownership	0.000	Nationwide Mutual Insurance Company	1
0140	Nationwide						Riverview Diversified Opportunities Fund, LLC	DE	OTH	Nationwide Mutual Fire Insurance Company	Ownership	0.000	Nationwide Mutual Insurance Company	1

ANNUAL STATEMENT FOR THE YEAR 2013 OF THE NATIONWIDE INSURANCE COMPANY OF FLORIDA

SCHEDULE Y

PART 1A - DETAIL OF INSURANCE HOLDING COMPANY SYSTEM

1	2	3	4	5	6	7	8	9	10	11	12	13	14	15
Group Code	Group Name	NAIC Company Code	Federal ID Number	Federal RSSD	CIK	Name of Securities Exchange if Publicly Traded (U.S. or International)	Names of Parent, Subsidiaries Or Affiliates	Domiciliary Location	Relationship to Reporting Entity	Directly Controlled by (Name of Entity/Person)	Type of Control (Ownership, Board, Management, Attorney-in-Fact, Influence, Other)	If Control is Ownership Provide Percentage	Ultimate Controlling Entity(ies)/Person(s)	*
...0140 ...	Nationwide	Riverview Diversified Opportunities Fund, LLC	..DEOTH.....	Nationwide Life Insurance Company	Ownership.....	..0.000	Nationwide Mutual Insurance Company1
...0140 ...	Nationwide	22-3655264	4286530	Riverview International Group, Inc.DENIA.....	NWD Investment Management, Inc.	Ownership.....	..100.000	Nationwide Mutual Insurance Company
...0140 ...	Nationwide	Riverview Multi Series Fund, LL - Class Event	..DEOTH.....	Nationwide Mutual Insurance Company	Ownership.....	..100.000	Nationwide Mutual Insurance Company
...0140 ...	Nationwide	Riverview Multi Series Fund, LL - Class N	..DEOTH.....	Nationwide Mutual Insurance Company	Ownership.....	..100.000	Nationwide Mutual Insurance Company
...0140 ...	Nationwide	Riverview Polyphony Fund, LLC	..DEOTH.....	Nationwide Mutual Insurance Company	Ownership.....	..100.000	Nationwide Mutual Insurance Company
...0140 ...	Nationwide15580	31-1117969	4288002	Scottsdale Indemnity Company	..OHIA.....	Nationwide Mutual Insurance Company	Ownership.....	..100.000	Nationwide Mutual Insurance Company
...0140 ...	Nationwide41297	31-1024978	Scottsdale Insurance Company	..OHIA.....	Nationwide Mutual Insurance Company	Ownership.....	..100.000	Nationwide Mutual Insurance Company
...0140 ...	Nationwide	Scottsdale Surplus Lines Insurance Company
...0140 ...	Nationwide10672	86-0835870	4287649	Streets of Toringdon, LLC	..AZIA.....	Scottsdale Insurance Company	Ownership.....	..100.000	Nationwide Mutual Insurance Company
...0140 ...	Nationwide	31-1486309	The Hideaway Club	..OHNIA.....	Nationwide Realty Investors, Ltd.	Ownership.....	..100.000	Nationwide Mutual Insurance Company
...0140 ...	Nationwide	91-2158214	The Hideaway Owners Association	..CAOTH.....	Other non-Nationwide	n/a0.000	Other non-Nationwide2
...0140 ...	Nationwide	86-1094799	The Madison Club	..CAOTH.....	Other non-Nationwide	n/a0.000	Other non-Nationwide2
...0140 ...	Nationwide	20-3541511	The Madison Club Owners Association	..CAOTH.....	Other non-Nationwide	n/a0.000	Other non-Nationwide2
...0140 ...	Nationwide	20-3541507	The Waterfront Partners, LLC	..OHNIA.....	Nationwide Realty Investors, Ltd.	Ownership.....	..50.000	Nationwide Mutual Insurance Company1
...0140 ...	Nationwide	52-2031677	THI Holdings (Delaware), Inc.	..DENIA.....	Nationwide Mutual Insurance Company	Ownership.....	..100.000	Nationwide Mutual Insurance Company
...0140 ...	Nationwide	74-2825853	4287863	Titan Auto Insurance of New Mexico, Inc.	..NMIA.....	Whitehall Holdings, Inc.	Ownership.....	..100.000	Nationwide Mutual Insurance Company
...0140 ...	Nationwide13242	74-2286759	4287797	Titan Indemnity Company	..TXIA.....	THI Holdings (Delaware), Inc.	Ownership.....	..100.000	Nationwide Mutual Insurance Company
...0140 ...	Nationwide36269	86-0619597	4287845	Titan Insurance Company	..MIIA.....	Titan Indemnity Company	Ownership.....	..100.000	Nationwide Mutual Insurance Company
...0140 ...	Nationwide	75-1284530	4287890	Titan Insurance Services, Inc.	..TXNIA.....	Whitehall Holdings, Inc.	Ownership.....	..100.000	Nationwide Mutual Insurance Company
...0140 ...	Nationwide	33-0160222	V.P.I. Services, Inc.	..CANIA.....	Veterinary Pet Insurance Company	Ownership.....	..100.000	Nationwide Mutual Insurance Company
...0140 ...	Nationwide42285	95-3750113	4287685	Veterinary Pet Insurance Company	..CAIA.....	Scottsdale Insurance Company	Ownership.....	..100.000	Nationwide Mutual Insurance Company
...0140 ...	Nationwide	Victoria Fire & Casualty Insurance Company	..OHIA.....	Victoria Fire & Casualty Insurance Company	Ownership.....	..100.000	Nationwide Mutual Insurance Company
...0140 ...	Nationwide10644	34-1785903	4287911	Victoria Fire & Casualty Company	..OHIA.....	THI Holdings (Delaware), Inc.	Ownership.....	..100.000	Nationwide Mutual Insurance Company
...0140 ...	Nationwide42889	34-1394913	4287827	Victoria National Insurance Company	..OHIA.....	Victoria Fire & Casualty Insurance Company	Ownership.....	..100.000	Nationwide Mutual Insurance Company
...0140 ...	Nationwide	10778	4287920	Victoria Select Insurance Company	..OHIA.....	Victoria Fire & Casualty Insurance Company	Ownership.....	..100.000	Nationwide Mutual Insurance Company
...0140 ...	Nationwide	10105	4287939	Victoria Specialty Insurance Company	..OHIA.....	Victoria Fire & Casualty Insurance Company	Ownership.....	..100.000	Nationwide Mutual Insurance Company
...0140 ...	Nationwide	10777	4287948	Western Heritage Insurance Company	..OHIA.....	Scottsdale Insurance Company	Ownership.....	..100.000	Nationwide Mutual Insurance Company
...0140 ...	Nationwide37150	86-0561941	4287667	Westport Capital Partners II	..CTOTH.....	Nationwide Defined Benefit Master Trust	Investor member / no control71.000	other non-Nationwide2
...0140 ...	Nationwide	74-2767942	4287818	Whitehall Holdings, Inc.	..TXNIA.....	THI Holdings (Delaware), Inc.	Ownership.....	..100.000	Nationwide Mutual Insurance Company
...0140 ...	Nationwide	59-3471667	4287872	Wl of Florida, Inc.	..FLNIA.....	Whitehall Holdings, Inc.	Ownership.....	..100.000	Nationwide Mutual Insurance Company
...0140 ...	Nationwide	31-1486309	Wilson Road Developers, LLC	..OHNIA.....	Nationwide Realty Investors, Ltd.	Ownership.....	..100.000	Nationwide Mutual Insurance Company
...0140 ...	Nationwide	Zais Zephyr A-4, LLC	..DEOTH.....	Nationwide Life Insurance Company	limited member / no control60.000	other non-Nationwide2

Asterisk	Explanation
1	For the purposes of this schedule, Nationwide presumed control of these entities because they are owned by at least 10% and are not wholly-owned by a Nationwide entity.
2	Other ownership indicates a non-ownership circumstance by a Nationwide entity.

ANNUAL STATEMENT FOR THE YEAR 2013 OF THE NATIONWIDE INSURANCE COMPANY OF FLORIDA

SCHEDULE Y

PART 2 - SUMMARY OF INSURER'S TRANSACTIONS WITH ANY AFFILIATES

1	2	3	4	5	6	7	8	9	10	11	12	13
NAIC Company Code	Federal ID Number	Names of Insurers and Parent, Subsidiaries or Affiliates	Shareholder Dividends	Capital Contributions	Purchases, Sales or Exchanges of Loans, Securities, Real Estate, Mortgage Loans or Other Investments	Income/ (Disbursements) Incurred in Connection with Guarantees or Undertakings for the Benefit of any Affiliate(s)	Management Agreements and Service Contracts	Income/ (Disbursements) Incurred Under Reinsurance Agreements	*	Any Other Material Activity Not in the Ordinary Course of the Insurer's Business	Totals	Reinsurance Recoverable/ (Payable) on Losses and/or Reserve Credit Taken/(Liability)
	26-2451988	1492 Capital, LLC	(980,193)	23,583,996							22,603,803	
00000	42-0958655	Allied Group, Inc	67,000,000	(37,000,000)							30,000,000	
		Allied Holding (Delaware) Inc.		(103,247,901)							(103,247,901)	
10127	27-0114983	Allied Insurance Company Of America		2,000,000					*		2,000,000	
42579	42-1201931	Allied Prop & Cas Ins Co							*			945,609,309
19100	42-6054959	Amco Insurance Company	(72,500,000)					(301,150,768)	*		(373,650,768)	1,559,649,420
		BCCS Investment Fund LLC		514,480							514,480	
29262	74-1061659	Colonial County Mutual Insurance Co										192,190,291
18961	68-0066866	Crestbrook Insurance Company	(10,000,000)	400,000					*		(9,600,000)	3,561,831
42587	42-1207150	Depositors Insurance Company							*			635,331,478
		ELH Investment LLC		653,750							653,750	
13838	42-0618271	Farmland Mutual Insurance Company							*			(2,401,322)
22209	75-6013587	Freedom Specialty Insurance Company										103,145,408
23582	41-0417250	Harleysville Insurance Company	(2,500,000)						*		(2,500,000)	246,482,041
10674	23-2864924	Haleysville Insurance Company Of New York										
			(2,500,000)						*		(2,500,000)	331,292,132
00000	51-0241172	Harleysville Group Inc.	59,011,757	103,247,901							162,259,658	
42900	23-2253669	Harleysville Insurance Company Of New Jersey	(14,000,000)						*		(14,000,000)	294,437,636
14516	38-3198542	Harleysville Lake States Insurance Company	(5,500,000)						*		(5,500,000)	189,176,653
00000	23-2403000	Harleysville Limited	(1,175,667)						*		(1,175,667)	
40983	23-2612951	Harleysville Pennland Insurance Company	(15,374,634)	(381,001,741)					*		(396,376,375)	
35696	23-2384978	Harleysville Preferred Insurance Company	(14,918,045)						*		(14,918,045)	447,153,716
00000	51-0259283	Harleysville Services Inc.		(575,427)					*		(575,427)	
26182	04-1989660	Harleysville Worcester Insurance Company	(18,418,045)						*		(18,418,045)	546,451,763
	31-0871532	Insurance Intermediaries Inc	(10,000,000)								(10,000,000)	
		Leaguers Investment Fund LLC		932,400							932,400	
		Match School Investment Fund, LLC		750							750	
	20-5976272	Nationwide Alternative Investments, LLC	(52,760,044)	8,805,378							(43,954,666)	
11991	38-0865250	National Casualty Company										1,164,012,822
26093	48-0470690	Nationwide Affinity Insurance Company Of America							*			747,169,189
28223	42-1015537	Nationwide Agribusiness Insurance Company							*			876,266,904
												25,002,237
10723	95-0639970	Nationwide Assurance Company										
00000	11-3766032	Nationwide Better Health, Inc	(14,000,000)								(14,000,000)	
00000	31-4416546	Nationwide Corporation	(64,294,948)								(64,294,948)	
23760	31-4425763	Nationwide General Insurance Company							*			378,356,885
10070	31-1399201	Nationwide Indemnity Company	(70,000,000)								(70,000,000)	(460,143,592)
25453	95-2130882	Nationwide Insurance Company Of America						(169,177,223)			(169,177,223)	882,998,408
10948	31-1613686	Nationwide Insurance Company Of Florida										266,183
92657	31-1000740	Nationwide Life And Annuity Insurance Company	4,000,000	150,000,000							154,000,000	1,275,867,363

ANNUAL STATEMENT FOR THE YEAR 2013 OF THE NATIONWIDE INSURANCE COMPANY OF FLORIDA

SCHEDULE Y

PART 2 - SUMMARY OF INSURER'S TRANSACTIONS WITH ANY AFFILIATES

1	2	3	4	5	6	7	8	9	10	11	12	13
NAIC Company Code	Federal ID Number	Names of Insurers and Parent, Subsidiaries or Affiliates	Shareholder Dividends	Capital Contributions	Purchases, Sales or Exchanges of Loans, Securities, Real Estate, Mortgage Loans or Other Investments	Income/ (Disbursements) Incurred in Connection with Guarantees or Undertakings for the Benefit of any Affiliate(s)	Management Agreements and Service Contracts	Income/ (Disbursements) Incurred Under Reinsurance Agreements	*	Any Other Material Activity Not in the Ordinary Course of the Insurer's Business	Totals	Reinsurance Recoverable/ (Payable) on Losses and/or Reserve Credit Taken/(Liability)
66869	31-4156830	Nationwide Life Insurance Company	5,375	(150,000,000)							(149,994,625)	(149,805,935)
	26-3427373	Nationwide Life Tax Credit Partners 2009-A, LLC		1,000							1,000	
	46-1971926	Nationwide Life Tax Credit Partners 2013-B, LLC		1,000							1,000	
42110	75-1780981	Nationwide Lloyds										47,058,583
		Nationwide Mutual Capital, LLC	(12,646)	225,900							213,254	
23779	31-4177110	Nationwide Mutual Fire Ins Company	5,338,238						*		5,338,238	(467,204,846)
23787	31-4177100	Nationwide Mutual Ins Company	624,604,811	171,971,724				807,410,051	*		1,603,986,586	(12,538,953,804)
	34-2012765	Nationwide Private Equity Fund, LLC	(303,764,246)	27,709,358							(276,054,888)	
37877	31-0970750	Nationwide Property And Casualty Ins Company						(337,082,060)	*		(337,082,060)	1,334,683,028
00000	31-1486309	Nationwide Realty Investors, Ltd		20,111,172							20,111,172	
	42-1373380	Nationwide Sales Solutions Inc		37,000,000							37,000,000	
	31-4177100	Nationwide Services Co, LLC	(15,646,624)								(15,646,624)	
	46-1952215	Nationwide Tax Credit Partners 2013-A, LLC		1,000							1,000	
	14-1892640	Nht Xii Tax Credit Fund, LLC		5,375							5,375	
		NNOV8 LLC		15,000,000							15,000,000	
	46-3309896	NTCP 2013-C, LLC		1,000							1,000	
	26-1903919	NW-Rei, LLC	(39,615,632)	74,158,885							34,543,253	
13999	27-1712056	Olentangy Reinsurance,LLC	(4,000,000)								(4,000,000)	(1,126,061,428)
		Oys Fund, LLC		35,500,000							35,500,000	
		Riverview Diversified Opportunities Fund, LLC	(287,329)								(287,329)	
		Riverview Multi Series Fund, LI - Class Event	(206,753)								(206,753)	
15580	31-1117969	Scottsdale Indemnity Company										389,401,228
41297	31-1024978	Scottsdale Insurance Company							*			1,267,120,553
10672	86-0835870	Scottsdale Surplus Lines Insurance Company										16,437,159
00000	52-2031677	THI Holdings Inc	(27,500,000)	23,500,000							(4,000,000)	
13242	74-2286759	Titan Indemnity Insurance Company		(17,500,000)							(17,500,000)	159,693,636
36269	86-0619597	Titan Insurance Company										32,860,866
10778	34-1842604	Victoria National Insurance Company							*			9,039
10644	34-1785903	Victoria Auto Insurance Company							*			36,090,392
42889	34-1394913	Victoria Fire & Casualty Insurance Company										
				(6,000,000)					*		(6,000,000)	187,192,045
10108	34-1777972	Victoria Select Insurance Company							*			70,344,331
10777	34-1842602	Victoria Specialty Insurance Company							*			41,444,764
42285	95-3750113	Veterinary Pet Ins Co		(3,500,000)							(3,500,000)	
	33-0160222	V.P.I Services,Inc.		3,500,000							3,500,000	
37150	86-0561941	Western Heritage Insurance Company										317,813,634

SCHEDULE Y

PART 2 - SUMMARY OF INSURER’S TRANSACTIONS WITH ANY AFFILIATES

1	2	3	4	5	6	7	8	9	10	11	12	13
NAIC Company Code	Federal ID Number	Names of Insurers and Parent, Subsidiaries or Affiliates	Shareholder Dividends	Capital Contributions	Purchases, Sales or Exchanges of Loans, Securities, Real Estate, Mortgage Loans or Other Investments	Income/ (Disbursements) Incurred in Connection with Guarantees or Undertakings for the Benefit of any Affiliate(s)	Management Agreements and Service Contracts	Income/ (Disbursements) Incurred Under Reinsurance Agreements	*	Any Other Material Activity Not in the Ordinary Course of the Insurer's Business	Totals	Reinsurance Recoverable/ (Payable) on Losses and/or Reserve Credit Taken/(Liability)
		Zais Zephyr A-4, LLC	(5,375)								(5,375)	
9999999	Control Totals								XXX			

ANNUAL STATEMENT FOR THE YEAR 2013 OF THE NATIONWIDE INSURANCE COMPANY OF FLORIDA

SUPPLEMENTAL EXHIBITS AND SCHEDULES INTERROGATORIES












The following supplemental reports are required to be filed as part of your statement filing unless specifically waived by the domiciliary state. However, in the event that your domiciliary state waives the filing requirement, your response of **WAIVED** to the specific interrogatory will be accepted in lieu of filing a "NONE" report and a bar code will be printed below. If the supplement is required of your company but is not being filed for whatever reason enter **SEE EXPLANATION** and provide an explanation following the interrogatory questions.

		Responses
MARCH FILING		
1.	Will an actuarial opinion be filed by March 1?	YES
2.	Will the Supplemental Compensation Exhibit be filed with the state of domicile by March 1?	YES
3.	Will the confidential Risk-based Capital Report be filed with the NAIC by March 1?.....	YES
4.	Will the confidential Risk-based Capital Report be filed with the state of domicile, if required by March 1?.....	YES
APRIL FILING		
5.	Will the Insurance Expense Exhibit be filed with the state of domicile and the NAIC by April 1?	YES
6.	Will Management's Discussion and Analysis be filed by April 1?	YES
7.	Will the Supplemental Investment Risk Interrogatories be filed by April 1?	YES
MAY FILING		
8.	Will this company be included in a combined annual statement which is filed with the NAIC by May 1?	YES
JUNE FILING		
9.	Will an audited financial report be filed by June 1?	YES
10.	Will Accountant's Letter of Qualifications be filed with the state of domicile and electronically with the NAIC by June 1?	YES
AUGUST FILING		
11.	Will Communication of Internal Control Related Matters Noted in Audit be filed with the state of domicile by August 1?	YES

The following supplemental reports are required to be filed as part of your annual statement filing. However, in the event that your company does not transact the type of business for which the special report must be filed, your response of **NO** to the specific interrogatory will be accepted in lieu of filing a "NONE" report and a bar code will be printed below. If the supplemental is required of your company but is not being filed for whatever reason enter **SEE EXPLANATION** and provide an explanation following the interrogatory questions.

MARCH FILING		
12.	Will Schedule SIS (Stockholder Information Supplement) be filed with the state of domicile by March 1?	NO
13.	Will the Financial Guaranty Insurance Exhibit be filed by March 1?.....	NO
14.	Will the Medicare Supplement Insurance Experience Exhibit be filed with the state of domicile and the NAIC by March 1?.....	NO
15.	Will Supplement A to Schedule T (Medical Professional Liability Supplement) be filed by March 1?	NO
16.	Will the Trusteed Surplus Statement be filed with the state of domicile and the NAIC by March 1?	NO
17.	Will the Premiums Attributed to Protected Cells Exhibit be filed by March 1?	NO
18.	Will the Reinsurance Summary Supplemental Filing for General Interrogatory 9 be filed with the state of domicile and the NAIC by March 1?	NO
19.	Will the Medicare Part D Coverage Supplement be filed with the state of domicile and the NAIC by March 1?.....	NO
20.	Will the confidential Actuarial Opinion Summary be filed with the state of domicile, if required, by March 15 (or the date otherwise specified)?.....	YES
21.	Will the Reinsurance Attestation Supplement be filed with the state of domicile and the NAIC by March 1?	YES
22.	Will the Exceptions to the Reinsurance Attestation Supplement be filed with the state of domicile by March 1?	YES
23.	Will the Bail Bond Supplement be filed with the state of domicile and the NAIC by March 1?	NO
24.	Will the Director and Officer Insurance Coverage Supplement be filed with the state of domicile and the NAIC by March 1?	NO
25.	Will an approval from the reporting entity's state of domicile for relief related to the five-year rotation requirement for lead audit partner be filed electronically with the NAIC by March 1?	NO
26.	Will an approval from the reporting entity's state of domicile for relief related to the one-year cooling off period for independent CPA be filed electronically with the NAIC by March 1?	NO
27.	Will an approval from the reporting entity's state of domicile for relief related to the Requirements for Audit Committees be filed electronically with the NAIC by March 1?.....	NO
APRIL FILING		
28.	Will the Credit Insurance Experience Exhibit be filed with the state of domicile and the NAIC by April 1?	NO
29.	Will the Long-term Care Experience Reporting Forms be filed with the state of domicile and the NAIC by April 1?	NO
30.	Will the Accident and Health Policy Experience Exhibit be filed by April 1?	NO
31.	Will the Supplemental Health Care Exhibit (Parts 1, 2 and 3) be filed with the state of domicile and the NAIC by April 1?	NO
32.	Will the regulator only (non-public) Supplemental Health Care Exhibit's Expense Allocation Report be filed with the state of domicile and the NAIC by April 1?	NO
AUGUST FILING		
33.	Will Management's Report of Internal Control Over Financial Reporting be filed with the state of domicile by August 1?	YES
Explanations:		
12.	This company does not do this type of business.	
13.		
14.		
15.		
16.		
17.		
18.		
19.		
23.		
24.		
25.		
26.		
27.		
28.		
29.		
30.		
31.		
32.		

Bar Codes:

12.	SIS Stockholder Information Supplement [Document Identifier 420]	
13.	Financial Guaranty Insurance Exhibit [Document Identifier 240]	
14.	Medicare Supplement Insurance Experience Exhibit [Document Identifier 360]	
15.	Supplement A to Schedule T [Document Identifier 455]	
16.	Trusteed Surplus Statement [Document Identifier 490]	
17.	Premiums Attributed to Protected Cells [Document Identifier 385]	
18.	Reinsurance Summary Supplemental Filing [Document Identifier 401]	
19.	Medicare Part D Coverage Supplement [Document Identifier 365]	
23.	Bail Bond Supplement [Document Identifier 500]	
24.	Director and Officer Insurance Coverage Supplement [Document Identifier 505]	
25.	Relief from the five-year rotation requirement for lead audit partner [Document Identifier 224]	

ANNUAL STATEMENT FOR THE YEAR 2013 OF THE NATIONWIDE INSURANCE COMPANY OF FLORIDA	
SUPPLEMENTAL EXHIBITS AND SCHEDULES INTERROGATORIES	
26.	Relief from the one-year cooling off period for independent CPA [Document Identifier 225]
27.	Relief from the Requirements for Audit Committees [Document Identifier 226]
28.	Credit Insurance Experience Exhibit [Document Identifier 230]
29.	Long-Term Care Experience Reporting Forms [Document Identifier 306]
30.	Accident and Health Policy Experience Exhibit [Document Identifier 210]
31.	Supplemental Health Care Exhibit (Parts 1, 2 and 3) [Document Identifier 216]
32.	Supplemental Health Care Exhibit's Expense Allocation Report [Document Identifier 217]

NONE

ALPHABETICAL INDEX

ANNUAL STATEMENT BLANK

Assets	2
Cash Flow	5
Exhibit of Capital Gains (Losses)	12
Exhibit of Net Investment Income	12
Exhibit of Nonadmitted Assets	13
Exhibit of Premiums and Losses (State Page)	19
Five-Year Historical Data	17
General Interrogatories	15
Jurat Page	1
Liabilities, Surplus and Other Funds	3
Notes To Financial Statements	14
Overflow Page For Write-ins	100
Schedule A - Part 1	E01
Schedule A - Part 2	E02
Schedule A - Part 3	E03
Schedule A - Verification Between Years	SI02
Schedule B - Part 1	E04
Schedule B - Part 2	E05
Schedule B - Part 3	E06
Schedule B - Verification Between Years	SI02
Schedule BA - Part 1	E07
Schedule BA - Part 2	E08
Schedule BA - Part 3	E09
Schedule BA - Verification Between Years	SI03
Schedule D - Part 1	E10
Schedule D - Part 1A - Section 1	SI05
Schedule D - Part 1A - Section 2	SI08
Schedule D - Part 2 - Section 1	E11
Schedule D - Part 2 - Section 2	E12
Schedule D - Part 3	E13
Schedule D - Part 4	E14
Schedule D - Part 5	E15
Schedule D - Part 6 - Section 1	E16
Schedule D - Part 6 - Section 2	E16
Schedule D - Summary By Country	SI04
Schedule D - Verification Between Years	SI03
Schedule DA - Part 1	E17
Schedule DA - Verification Between Years	SI10
Schedule DB - Part A - Section 1	E18
Schedule DB - Part A - Section 2	E19
Schedule DB - Part A - Verification Between Years	SI11
Schedule DB - Part B - Section 1	E20
Schedule DB - Part B - Section 2	E21
Schedule DB - Part B - Verification Between Years	SI11
Schedule DB - Part C - Section 1	SI12
Schedule DB - Part C - Section 2	SI13
Schedule DB - Part D - Section 1	E22
Schedule DB - Part D - Section 2	E23
Schedule DB - Verification	SI14
Schedule DL - Part 1	E24
Schedule DL - Part 2	E25
Schedule E - Part 1 - Cash	E26
Schedule E - Part 2 - Cash Equivalents	E27
Schedule E - Part 3 - Special Deposits	E28
Schedule E - Verification Between Years	SI15
Schedule F - Part 1	20
Schedule F - Part 2	21
Schedule F - Part 3	22
Schedule F - Part 4	23
Schedule F - Part 5	24
Schedule F - Part 6 - Section 1	25
Schedule F - Part 6 - Section 2	26
Schedule F - Part 7	27
Schedule F - Part 8	28
Schedule F - Part 9	29

ANNUAL STATEMENT BLANK (Continued)

Schedule H - Accident and Health Exhibit - Part 1 30

Schedule H - Part 2, Part 3 and 4 31

Schedule H - Part 5 - Health Claims 32

Schedule P - Part 1 - Summary 33

Schedule P - Part 1A - Homeowners/Farmowners 35

Schedule P - Part 1B - Private Passenger Auto Liability/Medical 36

Schedule P - Part 1C - Commercial Auto/Truck Liability/Medical 37

Schedule P - Part 1D - Workers' Compensation (Excluding Excess Workers' Compensation) 38

Schedule P - Part 1E - Commercial Multiple Peril 39

Schedule P - Part 1F - Section 1 - Medical Professional Liability - Occurrence 40

Schedule P - Part 1F - Section 2 - Medical Professional Liability - Claims-Made 41

Schedule P - Part 1G - Special Liability (Ocean, Marine, Aircraft (All Perils), Boiler and Machinery) 42

Schedule P - Part 1H - Section 1 - Other Liability-Occurrence 43

Schedule P - Part 1H - Section 2 - Other Liability - Claims-Made 44

Schedule P - Part 1I - Special Property (Fire, Allied Lines, Inland Marine, Earthquake, Burglary & Theft) 45

Schedule P - Part 1J - Auto Physical Damage 46

Schedule P - Part 1K - Fidelity/Surety 47

Schedule P - Part 1L - Other (Including Credit, Accident and Health) 48

Schedule P - Part 1M - International 49

Schedule P - Part 1N - Reinsurance - Nonproportional Assumed Property 50

Schedule P - Part 1O - Reinsurance - Nonproportional Assumed Liability 51

Schedule P - Part 1P - Reinsurance - Nonproportional Assumed Financial Lines 52

Schedule P - Part 1R - Section 1 - Products Liability - Occurrence 53

Schedule P - Part 1R - Section 2 - Products Liability - Claims-Made 54

Schedule P - Part 1S - Financial Guaranty/Mortgage Guaranty 55

Schedule P - Part 1T - Warranty 56

Schedule P - Part 2, Part 3 and Part 4 - Summary 34

Schedule P - Part 2A - Homeowners/Farmowners 57

Schedule P - Part 2B - Private Passenger Auto Liability/Medical 57

Schedule P - Part 2C - Commercial Auto/Truck Liability/Medical 57

Schedule P - Part 2D - Workers' Compensation (Excluding Excess Workers' Compensation) 57

Schedule P - Part 2E - Commercial Multiple Peril 57

Schedule P - Part 2F - Section 1 - Medical Professional Liability - Occurrence 58

Schedule P - Part 2F - Section 2 - Medical Professional Liability - Claims-Made 58

Schedule P - Part 2G - Special Liability (Ocean Marine, Aircraft (All Perils), Boiler and Machinery) 58

Schedule P - Part 2H - Section 1 - Other Liability - Occurrence 58

Schedule P - Part 2H - Section 2 - Other Liability - Claims-Made 58

Schedule P - Part 2I - Special Property (Fire, Allied Lines, Inland Marine, Earthquake, Burglary, and Theft) 59

Schedule P - Part 2J - Auto Physical Damage 59

Schedule P - Part 2K - Fidelity, Surety 59

Schedule P - Part 2L - Other (Including Credit, Accident and Health) 59

Schedule P - Part 2M - International 59

Schedule P - Part 2N - Reinsurance - Nonproportional Assumed Property 60

Schedule P - Part 2O - Reinsurance - Nonproportional Assumed Liability 60

Schedule P - Part 2P - Reinsurance - Nonproportional Assumed Financial Lines 60

Schedule P - Part 2R - Section 1 - Products Liability - Occurrence 61

Schedule P - Part 2R - Section 2 - Products Liability - Claims-Made 61

Schedule P - Part 2S - Financial Guaranty/Mortgage Guaranty 61

Schedule P - Part 2T - Warranty 61

Schedule P - Part 3A - Homeowners/Farmowners 62

Schedule P - Part 3B - Private Passenger Auto Liability/Medical 62

Schedule P - Part 3C - Commercial Auto/Truck Liability/Medical 62

Schedule P - Part 3D - Workers' Compensation (Excluding Excess Workers' Compensation) 62

Schedule P - Part 3E - Commercial Multiple Peril 62

Schedule P - Part 3F - Section 1 - Medical Professional Liability - Occurrence 63

Schedule P - Part 3F - Section 2 - Medical Professional Liability - Claims-Made 63

Schedule P - Part 3G - Special Liability (Ocean Marine, Aircraft (All Perils), Boiler and Machinery) 63

Schedule P - Part 3H - Section 1 - Other Liability - Occurrence 63

Schedule P - Part 3H - Section 2 - Other Liability - Claims-Made 63

Schedule P - Part 3I - Special Property (Fire, Allied Lines, Inland Marine, Earthquake, Burglary, and Theft) 64

Schedule P - Part 3J - Auto Physical Damage 64

Schedule P - Part 3K - Fidelity/Surety 64

Schedule P - Part 3L - Other (Including Credit, Accident and Health) 64

Schedule P - Part 3M - International 64

Schedule P - Part 3N - Reinsurance - Nonproportional Assumed Property 65

Schedule P - Part 3O - Reinsurance - Nonproportional Assumed Liability 65

Schedule P - Part 3P - Reinsurance - Nonproportional Assumed Financial Lines 65

Schedule P - Part 3R - Section 1 - Products Liability - Occurrence 66

Schedule P - Part 3R - Section 2 - Products Liability - Claims-Made 66

Schedule P - Part 3S - Financial Guaranty/Mortgage Guaranty 66

Schedule P - Part 3T - Warranty 66

ANNUAL STATEMENT BLANK (Continued)

Schedule P - Part 4A - Homeowners/Farmowners	67
Schedule P - Part 4B - Private Passenger Auto Liability/Medical	67
Schedule P - Part 4C - Commercial Auto/Truck Liability/Medical	67
Schedule P - Part 4D - Workers' Compensation (Excluding Excess Workers' Compensation)	67
Schedule P - Part 4E - Commercial Multiple Peril	67
Schedule P - Part 4F - Section 1 - Medical Professional Liability - Occurrence	68
Schedule P - Part 4F - Section 2 - Medical Professional Liability - Claims-Made	68
Schedule P - Part 4G - Special Liability (Ocean Marine, Aircraft (All Perils), Boiler and Machinery)	68
Schedule P - Part 4H - Section 1 - Other Liability - Occurrence	68
Schedule P - Part 4H - Section 2 - Other Liability - Claims-Made	68
Schedule P - Part 4I - Special Property (Fire, Allied Lines, Inland Marine, Earthquake, Burglary and Theft)	69
Schedule P - Part 4J - Auto Physical Damage	69
Schedule P - Part 4K - Fidelity/Surety	69
Schedule P - Part 4L - Other (Including Credit, Accident and Health)	69
Schedule P - Part 4M - International	69
Schedule P - Part 4N - Reinsurance - Nonproportional Assumed Property	70
Schedule P - Part 4O - Reinsurance - Nonproportional Assumed Liability	70
Schedule P - Part 4P - Reinsurance - Nonproportional Assumed Financial Lines	70
Schedule P - Part 4R - Section 1 - Products Liability - Occurrence	71
Schedule P - Part 4R - Section 2 - Products Liability - Claims-Made	71
Schedule P - Part 4S - Financial Guaranty/Mortgage Guaranty	71
Schedule P - Part 4T - Warranty	71
Schedule P - Part 5A - Homeowners/Farmowners	72
Schedule P - Part 5B - Private Passenger Auto Liability/Medical	73
Schedule P - Part 5C - Commercial Auto/Truck Liability/Medical	74
Schedule P - Part 5D - Workers' Compensation (Excluding Excess Workers' Compensation)	75
Schedule P - Part 5E - Commercial Multiple Peril	76
Schedule P - Part 5F - Medical Professional Liability - Claims-Made	78
Schedule P - Part 5F - Medical Professional Liability - Occurrence	77
Schedule P - Part 5H - Other Liability - Claims-Made	80
Schedule P - Part 5H - Other Liability - Occurrence	79
Schedule P - Part 5R - Products Liability - Claims-Made	82
Schedule P - Part 5R - Products Liability - Occurrence	81
Schedule P - Part 5T - Warranty	83
Schedule P - Part 6C - Commercial Auto/Truck Liability/Medical	84
Schedule P - Part 6D - Workers' Compensation (Excluding Excess Workers' Compensation)	84
Schedule P - Part 6E - Commercial Multiple Peril	85
Schedule P - Part 6H - Other Liability - Claims-Made	86
Schedule P - Part 6H - Other Liability - Occurrence	85
Schedule P - Part 6M - International	86
Schedule P - Part 6N - Reinsurance - Nonproportional Assumed Property	87
Schedule P - Part 6O - Reinsurance - Nonproportional Assumed Liability	87
Schedule P - Part 6R - Products Liability - Claims-Made	88
Schedule P - Part 6R - Products Liability - Occurrence	88
Schedule P - Part 7A - Primary Loss Sensitive Contracts	89
Schedule P - Part 7B - Reinsurance Loss Sensitive Contracts	91
Schedule P Interrogatories	93
Schedule T - Exhibit of Premiums Written	94
Schedule T - Part 2 - Interstate Compact	95
Schedule Y - Information Concerning Activities of Insurer Members of a Holding Company Group	96
Schedule Y - Part 1A - Detail of Insurance Holding Company System	97
Schedule Y - Part 2 - Summary of Insurer's Transactions With Any Affiliates	98
Statement of Income	4
Summary Investment Schedule	SI01
Supplemental Exhibits and Schedules Interrogatories	99
Underwriting and Investment Exhibit Part 1	6
Underwriting and Investment Exhibit Part 1A	7
Underwriting and Investment Exhibit Part 1B	8
Underwriting and Investment Exhibit Part 2	9
Underwriting and Investment Exhibit Part 2A	10
Underwriting and Investment Exhibit Part 3	11