



HEALTH ANNUAL STATEMENT

FOR THE YEAR ENDED DECEMBER 31, 2013
OF THE CONDITION AND AFFAIRS OF THE

AMERIGROUP Ohio, Inc. dba AMERIGROUP Community Care

NAIC Group Code	<u>0671</u> (Current)	<u>0671</u> (Prior)	NAIC Company Code	<u>10767</u>	Employer's ID Number	<u>13-4212818</u>
Organized under the Laws of	<u>Ohio</u>		State of Domicile or Port of Entry		<u>Ohio</u>	
Country of Domicile	<u>United States of America</u>					
Licensed as business type:	<u>Health Maintenance Organization</u>					
Is HMO Federally Qualified?	Yes [<input type="checkbox"/>] No [<input checked="" type="checkbox"/>]					
Incorporated/Organized	<u>03/08/2002</u>		Commenced Business		<u>09/01/2005</u>	
Statutory Home Office	<u>4361 Irwin Simpson Road, C/O Community Ins. Co.</u> (Street and Number)		<u>Mason , OH, US 45040</u> (City or Town, State, Country and Zip Code)			
Main Administrative Office	<u>4425 Corporation Lane</u> (Street and Number)		<u>757-490-6900</u> (Area Code) (Telephone Number)			
	<u>Virginia Beach , VA, US 23462</u> (City or Town, State, Country and Zip Code)					
Mail Address	<u>N17 W24340 Riverwood Drive</u> (Street and Number or P.O. Box)		<u>Waukesha , WI, US 53188</u> (City or Town, State, Country and Zip Code)			
Primary Location of Books and Records	<u>N17 W24340 Riverwood Drive</u> (Street and Number)		<u>262-523-2439</u> (Area Code) (Telephone Number)			
	<u>Waukesha , WI, US 53188</u> (City or Town, State, Country and Zip Code)					
Internet Website Address	<u>www.amerigroup.com</u>					
Statutory Statement Contact	<u>Brenda J. Buss</u> (Name)		<u>262-523-2439</u> (Area Code) (Telephone Number)			
	<u>brenda.buss@bcbswi.com</u> (E-mail Address)		<u>262-523-4945</u> (FAX Number)			

OFFICERS

President/Chief Executive Officer	<u>Gary Michael Radtke</u>	Treasurer	<u>Robert David Kretschmer</u>
Secretary	<u>Kathleen Susan Kiefer</u>	Vice President/Assistant Secretary	<u>Jack Louis Young #</u>

OTHER

<u>Eric (Rick) Kenneth Noble # Assistant Treasurer</u>	<u>Tunde Sotayo Sotunde # Chairperson</u>
--	---

DIRECTORS OR TRUSTEES

<u>Gary Michael Radtke</u>	<u>Carter Allen Beck</u>	<u>Tunde Sotayo Sotunde #</u>
<u>Wayne Scott DeVeydt</u>	<u>Catherine Irene Kelaghan</u>	

State of Virginia SS:
County of Virginia Beach

The officers of this reporting entity being duly sworn, each depose and say that they are the described officers of said reporting entity, and that on the reporting period stated above, all of the herein described assets were the absolute property of the said reporting entity, free and clear from any liens or claims thereon, except as herein stated, and that this statement, together with related exhibits, schedules and explanations therein contained, annexed or referred to, is a full and true statement of all the assets and liabilities and of the condition and affairs of the said reporting entity as of the reporting period stated above, and of its income and deductions therefrom for the period ended, and have been completed in accordance with the NAIC Annual Statement Instructions and Accounting Practices and Procedures manual except to the extent that: (1) state law may differ; or, (2) that state rules or regulations require differences in reporting not related to accounting practices and procedures, according to the best of their information, knowledge and belief, respectively. Furthermore, the scope of this attestation by the described officers also includes the related corresponding electronic filing with the NAIC, when required, that is an exact copy (except for formatting differences due to electronic filing) of the enclosed statement. The electronic filing may be requested by various regulators in lieu of or in addition to the enclosed statement.

<u>Gary Michael Radtke</u> President/Chief Executive Officer	<u>Kathleen Susan Kiefer</u> Secretary	<u>Robert David Kretschmer</u> Treasurer
---	---	---

Subscribed and sworn to before me this 17th day of February 2014
Linda M. Jennings

- a. Is this an original filing? Yes [☒] No [☐]
b. If no,
1. State the amendment number.....
2. Date filed.....
3. Number of pages attached.....




EXHIBIT 2 - ACCIDENT AND HEALTH PREMIUMS DUE AND UNPAID

[illegible]

EXHIBIT 3 - HEALTH CARE RECEIVABLES

1 Name of Debtor	2 1 - 30 Days	3 31 - 60 Days	4 61 - 90 Days	5 Over 90 Days	6 Nonadmitted	7 Admitted
0199998. Aggregate Pharmaceutical Rebate Receivables Not Individually Listed						
0199999. Total Pharmaceutical Rebate Receivables	0	0	0	0	0	0
0299998. Aggregate Claim Overpayment Receivables Not Individually Listed	205,649	41,844	122,682	277,970	648,145	
0299999. Total Claim Overpayment Receivables	205,649	41,844	122,682	277,970	648,145	0
Cincinnati Children's Hospital				850,000	850,000	
0399998. Aggregate Loans and Advances to Providers Not Individually Listed						
0399999. Total Loans and Advances to Providers	0	0	0	850,000	850,000	0
0499998. Aggregate Capitation Arrangement Receivables Not Individually Listed						
0499999. Total Capitation Arrangement Receivables	0	0	0	0	0	0
0599998. Aggregate Risk Sharing Receivables Not Individually Listed						
0599999. Total Risk Sharing Receivables	0	0	0	0	0	0
0699998. Aggregate Other Receivables Not Individually Listed						
0699999. Total Other Receivables	0	0	0	0	0	0
0799999 Gross health care receivables	205,649	41,844	122,682	1,127,970	1,498,145	0

EXHIBIT 3A - ANALYSIS OF HEALTH CARE RECEIVABLES COLLECTED AND ACCRUED

Type of Health Care Receivable	Health Care Receivables Collected During the Year		Health Care Receivables Accrued as of December 31 of Current Year		5	6
	1 On Amounts Accrued Prior to January 1 of Current Year	2 On Amounts Accrued During the Year	3 On Amounts Accrued December 31 of Prior Year	4 On Amounts Accrued During the Year	Health Care Receivables in Prior Years (Columns 1 + 3)	Estimated Health Care Receivables Accrued as of December 31 of Prior Year
1. Pharmaceutical rebate receivables	133,420	136,476			133,420	132,565
2. Claim overpayment receivables	245,042	326,058	170,517	477,628	415,559	47,588
3. Loans and advances to providers			850,000		850,000	850,000
4. Capitation arrangement receivables					0	
5. Risk sharing receivables					0	
6. Other health care receivables.....					0	
7. Totals (Lines 1 through 6)	378,462	462,534	1,020,517	477,628	1,398,979	1,030,153

Note that the accrued amounts in Columns 3, 4, and 6 are the total health care receivables, not just the admitted portion.

EXHIBIT 4 - CLAIMS UNPAID AND INCENTIVE POOL, WITHHOLD AND BONUS (Reported and Unreported)

21

EXHIBIT 5 - AMOUNTS DUE FROM PARENT, SUBSIDIARIES AND AFFILIATES

1 Name of Affiliate	2 1 - 30 Days	3 31 - 60 Days	4 61 - 90 Days	5 Over 90 Days	6 Nonadmitted	Admitted	
						7 Current	8 Non-Current
NONE							

EXHIBIT 6 - AMOUNTS DUE TO PARENT, SUBSIDIARIES AND AFFILIATES

[illegible]

Payment Method	1 Direct Medical Expense Payment	2 Column 1 as a % of Total Payments	3 Total Members Covered	4 Column 3 as a % of Total Members	5 Column 1 Expenses Paid to Affiliated Providers	6 Column 1 Expenses Paid to Non-Affiliated Providers
Capitation Payments:						
1. Medical groups	69,910	0.1		0.0		69,910
2. Intermediaries	0	0.0		0.0		
3. All other providers	294,920	0.5		0.0		294,920
4. Total capitation payments	364,830	0.6	0	0.0	0	364,830
Other Payments:						
5. Fee-for-service	1,990,312	3.2	XXX	XXX		1,990,312
6. Contractual fee payments	58,987,320	95.1	XXX	XXX		58,987,320
7. Bonus/withhold arrangements - fee-for-service	0	0.0	XXX	XXX		
8. Bonus/withhold arrangements - contractual fee payments	700,000	1.1	XXX	XXX		700,000
9. Non-contingent salaries	0	0.0	XXX	XXX		
10. Aggregate cost arrangements	0	0.0	XXX	XXX		
11. All other payments	0	0.0	XXX	XXX		
12. Total other payments	61,677,632	99.4	XXX	XXX	0	61,677,632
13. TOTAL (Line 4 plus Line 12)	62,042,462	100%	XXX	XXX	0	62,042,462

EXHIBIT 7 - PART 2 - SUMMARY OF TRANSACTIONS WITH INTERMEDIARIES

[illegible]

EXHIBIT 8 - FURNITURE, EQUIPMENT AND SUPPLIES OWNED

		1	2	3	4	5	6
Description		Cost	Improvements	Accumulated Depreciation	Book Value Less Encumbrances	Assets Not Admitted	Net Admitted Assets
1.	Administrative furniture and equipment	729,329		561,496	167,833	167,833	
2.	Medical furniture, equipment and fixtures						
3.	Pharmaceuticals and surgical supplies						
4.	Durable medical equipment						
5.	Other property and equipment	272,543		135,013	137,530	137,530	
6.	Total	1,001,872	0	696,509	305,363	305,363	0



ANNUAL STATEMENT FOR THE YEAR 2013 OF THE Amerigroup Ohio, Inc.

EXHIBIT OF PREMIUMS, ENROLLMENT AND UTILIZATION (a)

REPORT FOR: 1. CORPORATION AMERIGROUP Ohio, Inc. dba AMERIGROUP Community Care 2. Mason, OH

NAIC Group Code		BUSINESS IN THE STATE OF		DURING THE YEAR							(LOCATION)	
0671		Ohio		2013							NAIC Company Code	
		Comprehensive (Hospital & Medical)									10767	
		1	2	3	4	5	6	7	8	9	10	
		Total	Individual	Group	Medicare Supplement	Vision Only	Dental Only	Federal Employees Health Benefit Plan	Title XVIII Medicare	Title XIX Medicaid	Other	
Total Members at end of:												
1. Prior Year		53,672	0	0	0	0	0	0	0	53,672	0	
2. First Quarter		53,358								53,358		
3. Second Quarter		49,983								49,983		
4. Third Quarter		0										
5. Current Year		0										
6. Current Year Member Months		315,416								315,416		
Total Member Ambulatory Encounters for Year:												
7. Physician		127,953								127,953		
8. Non-Physician		93,872								93,872		
9. Total		221,825	0	0	0	0	0	0	0	221,825	0	
10. Hospital Patient Days Incurred		10,021								10,021		
11. Number of Inpatient Admissions		2,185								2,185		
12. Health Premiums Written (b)		81,868,435								81,868,435		
13. Life Premiums Direct		0										
14. Property/Casualty Premiums Written		0										
15. Health Premiums Earned		82,079,249								82,079,249		
16. Property/Casualty Premiums Earned		0										
17. Amount Paid for Provision of Health Care Services		62,042,462								62,042,462		
18. Amount Incurred for Provision of Health Care Services		54,137,022								54,137,022		

(a) For health business: number of persons insured under PPO managed care products and number of persons insured under indemnity only products
(b) For health premiums written: amount of Medicare Title XVIII exempt from state taxes or fees \$

HO OH



ANNUAL STATEMENT FOR THE YEAR 2013 OF THE Amerigroup Ohio, Inc.

EXHIBIT OF PREMIUMS, ENROLLMENT AND UTILIZATION (a)

REPORT FOR: 1. CORPORATION AMERIGROUP Ohio, Inc. dba AMERIGROUP Community Care 2. Mason, OH

NAIC Group Code		BUSINESS IN THE STATE OF		Grand Total		DURING THE YEAR		2013		(LOCATION)	
0671										NAIC Company Code	
		1	Comprehensive (Hospital & Medical)		4	5	6	7	8	9	10
		Total	2	3	Medicare Supplement	Vision Only	Dental Only	Federal Employees Health Benefit Plan	Title XVIII Medicare	Title XIX Medicaid	Other
			Individual	Group							
Total Members at end of:											
1.	Prior Year	53,672	0	0	0	0	0	0	0	53,672	0
2.	First Quarter	53,358	0	0	0	0	0	0	0	53,358	0
3.	Second Quarter	49,983	0	0	0	0	0	0	0	49,983	0
4.	Third Quarter	0	0	0	0	0	0	0	0	0	0
5.	Current Year	0	0	0	0	0	0	0	0	0	0
6.	Current Year Member Months	315,416	0	0	0	0	0	0	0	315,416	0
Total Member Ambulatory Encounters for Year:											
7.	Physician	127,953	0	0	0	0	0	0	0	127,953	0
8.	Non-Physician	93,872	0	0	0	0	0	0	0	93,872	0
9.	Total	221,825	0	0	0	0	0	0	0	221,825	0
10.	Hospital Patient Days Incurred	10,021	0	0	0	0	0	0	0	10,021	0
11.	Number of Inpatient Admissions	2,185	0	0	0	0	0	0	0	2,185	0
12.	Health Premiums Written (b)	81,868,435	0	0	0	0	0	0	0	81,868,435	0
13.	Life Premiums Direct	0	0	0	0	0	0	0	0	0	0
14.	Property/Casualty Premiums Written	0	0	0	0	0	0	0	0	0	0
15.	Health Premiums Earned	82,079,249	0	0	0	0	0	0	0	82,079,249	0
16.	Property/Casualty Premiums Earned	0	0	0	0	0	0	0	0	0	0
17.	Amount Paid for Provision of Health Care Services	62,042,462	0	0	0	0	0	0	0	62,042,462	0
18.	Amount Incurred for Provision of Health Care Services	54,137,022	0	0	0	0	0	0	0	54,137,022	0

(a) For health business: number of persons insured under PPO managed care products0 and number of persons insured under indemnity only products0 .

(b) For health premiums written: amount of Medicare Title XVIII exempt from state taxes or fees \$0

30.GT

ANNUAL STATEMENT FOR THE YEAR 2013 OF THE Amerigroup Ohio, Inc.

SCHEDULE S - PART 1 - SECTION 2

Reinsurance Assumed Accident and Health Insurance Listed by Reinsured Company as of December 31, Current Year

1 NAIC Company Code	2 ID Number	3 Effective Date	4 Name of Reinsured	5 Domiciliary Jurisdiction	6 Type of Reinsurance Assumed	7 Premiums	8 Unearned Premiums	9 Reserve Liability Other Than for Unearned Premiums	10 Reinsurance Payable on Paid and Unpaid Losses	11 Modified Coinsurance Reserve	12 Funds Withheld Under Coinsurance
NONE											
9999999 - Totals											

SCHEDULE S - PART 2

[illegible]

ANNUAL STATEMENT FOR THE YEAR 2013 OF THE Amerigroup Ohio, Inc.

SCHEDULE S - PART 3 - SECTION 2

Reinsurance Ceded Accident and Health Insurance Listed by Reinsuring Company as of December 31, Current Year

1 NAIC Company Code	2 ID Number	3 Effective Date	4 Name of Company	5 Domiciliary Jurisdiction	6 Type	7 Premiums	8 Unearned Premiums (Estimated)	9 Reserve Credit Taken Other than for Unearned Premiums	Outstanding Surplus Relief		12 Modified Coinsurance Reserve	13 Funds Withheld Under Coinsurance
									10 Current Year	11 Prior Year		
0399999. Total General Account - Authorized U.S. Affiliates						0	0	0	0	0	0	0
0699999. Total General Account - Authorized Non-U.S. Affiliates						0	0	0	0	0	0	0
0799999. Total General Account - Authorized Affiliates						0	0	0	0	0	0	0
.....9357243-123586807/01/2012 ...	RGa Reins Co	MO.....SSL/L/G.....	2,036,910						
0899999. General Account - Authorized U.S. Non-Affiliates						2,036,910	0	0	0	0	0	0
1099999. Total General Account - Authorized Non-Affiliates						2,036,910	0	0	0	0	0	0
1199999. Total General Account Authorized						2,036,910	0	0	0	0	0	0
1499999. Total General Account - Unauthorized U.S. Affiliates						0	0	0	0	0	0	0
1799999. Total General Account - Unauthorized Non-U.S. Affiliates						0	0	0	0	0	0	0
1899999. Total General Account - Unauthorized Affiliates						0	0	0	0	0	0	0
2199999. Total General Account - Unauthorized Non-Affiliates						0	0	0	0	0	0	0
2299999. Total General Account Unauthorized						0	0	0	0	0	0	0
2599999. Total General Account - Certified U.S. Affiliates						0	0	0	0	0	0	0
2899999. Total General Account - Certified Non-U.S. Affiliates						0	0	0	0	0	0	0
2999999. Total General Account - Certified Affiliates						0	0	0	0	0	0	0
3299999. Total General Account - Certified Non-Affiliates						0	0	0	0	0	0	0
3399999. Total General Account Certified						0	0	0	0	0	0	0
3499999. Total General Account Authorized, Unauthorized and Certified						2,036,910	0	0	0	0	0	0
3799999. Total Separate Accounts - Authorized U.S. Affiliates						0	0	0	0	0	0	0
4099999. Total Separate Accounts - Authorized Non-U.S. Affiliates						0	0	0	0	0	0	0
4199999. Total Separate Accounts - Authorized Affiliates						0	0	0	0	0	0	0
4499999. Total Separate Accounts - Authorized Non-Affiliates						0	0	0	0	0	0	0
4599999. Total Separate Accounts Authorized						0	0	0	0	0	0	0
4899999. Total Separate Accounts - Unauthorized U.S. Affiliates						0	0	0	0	0	0	0
5199999. Total Separate Accounts - Unauthorized Non-U.S. Affiliates						0	0	0	0	0	0	0
5299999. Total Separate Accounts - Unauthorized Affiliates						0	0	0	0	0	0	0
5599999. Total Separate Accounts - Unauthorized Non-Affiliates						0	0	0	0	0	0	0
5699999. Total Separate Accounts Unauthorized						0	0	0	0	0	0	0
5999999. Total Separate Accounts - Certified U.S. Affiliates						0	0	0	0	0	0	0
6299999. Total Separate Accounts - Certified Non-U.S. Affiliates						0	0	0	0	0	0	0
6399999. Total Separate Accounts - Certified Affiliates						0	0	0	0	0	0	0
6699999. Total Separate Accounts - Certified Non-Affiliates						0	0	0	0	0	0	0
6799999. Total Separate Accounts Certified						0	0	0	0	0	0	0
6899999. Total Separate Accounts Authorized, Unauthorized and Certified						0	0	0	0	0	0	0
6999999. Total U.S. (Sum of 0399999, 0899999, 1499999, 1999999, 2599999, 3099999, 3799999, 4299999, 4899999, 5399999, 5999999 and 6499999)						2,036,910	0	0	0	0	0	0
7099999. Total Non-U.S. (Sum of 0699999, 0999999, 1799999, 2099999, 2899999, 3199999, 4099999, 4399999, 5199999, 5499999, 6299999 and 6599999)						0	0	0	0	0	0	0
9999999 - Totals						2,036,910	0	0	0	0	0	0

Schedule S - Part 4

N O N E

Schedule S - Part 4 - Bank Footnote

N O N E

Schedule S - Part 5

N O N E

Schedule S - Part 5 - Bank Footnote

N O N E

SCHEDULE S - PART 6

Five Year Exhibit of Reinsurance Ceded Business (000 Omitted)

	1 2013	2 2012	3 2011	4 2010	5 2009
A. OPERATIONS ITEMS					
1. Premiums	0	0	0	0	0
2. Title XVIII - Medicare	0	0	0	0	0
3. Title XIX - Medicaid	2,037	4,265	3,513	2,944	2,327
4. Commissions and reinsurance expense allowance					
5. Total hospital and medical expenses					
B. BALANCE SHEET ITEMS					
6. Premiums receivable					
7. Claims payable	0	0	0	0	0
8. Reinsurance recoverable on paid losses	328	168	489	900	900
9. Experience rating refunds due or unpaid					
10. Commissions and reinsurance expense allowances due					
11. Unauthorized reinsurance offset					
12. Offset for reinsurance with Certified Reinsurers			XXX	XXX	XXX
C. UNAUTHORIZED REINSURANCE (DEPOSITS BY AND FUNDS WITHHELD FROM)					
13. Funds deposited by and withheld from (F)	0	0	0	0	0
14. Letters of credit (L)	0	0	0	0	0
15. Trust agreements (T)	0	0	0	0	0
16. Other (O)	0	0	0	0	0
D. REINSURANCE WITH CERTIFIED REINSURERS (DEPOSITS BY AND FUNDS WITHHELD FROM)					
17. Multiple Beneficiary Trust		0	XXX	XXX	XXX
18. Funds deposited by and withheld from (F)		0	XXX	XXX	XXX
19. Letters of credit (L)		0	XXX	XXX	XXX
20. Trust agreements (T)		0	XXX	XXX	XXX
21. Other (O)		0	XXX	XXX	XXX

SCHEDULE S - PART 7

Restatement of Balance Sheet to Identify Net Credit For Ceded Reinsurance

	1 As Reported (net of ceded)	2 Restatement Adjustments	3 Restated (gross of ceded)
ASSETS (Page 2, Col. 3)			
1. Cash and invested assets (Line 12)	37,360,186		37,360,186
2. Accident and health premiums due and unpaid (Line 15)	38,961		38,961
3. Amounts recoverable from reinsurers (Line 16.1)	328,126	(328,126)	0
4. Net credit for ceded reinsurance	XXX	328,126	328,126
5. All other admitted assets (Balance)	993,182		993,182
6. Total assets (Line 28)	38,720,455	0	38,720,455
LIABILITIES, CAPITAL AND SURPLUS (Page 3)			
7. Claims unpaid (Line 1)	3,216,038		3,216,038
8. Accrued medical incentive pool and bonus payments (Line 2)	0		0
9. Premiums received in advance (Line 8)	0		0
10. Funds held under reinsurance treaties with authorized and unauthorized reinsurers (Line 19 first inset amount plus second inset amount)	0		0
11. Reinsurance in unauthorized companies (Line 20 minus inset amount)	0		0
12. Reinsurance with Certified Reinsurers (Line 20 inset amount)			0
13. Funds held under reinsurance treaties with Certified Reinsurers (Line 19 third inset amount)	0		0
14. All other liabilities (Balance)	1,664,612		1,664,612
15. Total liabilities (Line 24)	4,880,650	0	4,880,650
16. Total capital and surplus (Line 33)	33,839,805	XXX	33,839,805
17. Total liabilities, capital and surplus (Line 34)	38,720,455	0	38,720,455
NET CREDIT FOR CEDED REINSURANCE			
18. Claims unpaid	0		
19. Accrued medical incentive pool	0		
20. Premiums received in advance	0		
21. Reinsurance recoverable on paid losses	328,126		
22. Other ceded reinsurance recoverables	0		
23. Total ceded reinsurance recoverables	328,126		
24. Premiums receivable	0		
25. Funds held under reinsurance treaties with authorized and unauthorized reinsurers	0		
26. Unauthorized reinsurance	0		
27. Reinsurance with Certified Reinsurers	0		
28. Funds held under reinsurance treaties with Certified Reinsurers	0		
29. Other ceded reinsurance payables/offsets	0		
30. Total ceded reinsurance payables/offsets	0		
31. Total net credit for ceded reinsurance	328,126		

SCHEDULE T - PART 2
INTERSTATE COMPACT - EXHIBIT OF PREMIUMS WRITTEN

Allocated by States and Territories

States, Etc.		Direct Business Only				
		1	2	3	4	6
		Life (Group and Individual)	Annuities (Group and Individual)	Disability Income (Group and Individual)	Long-Term Care (Group and Individual)	Totals
1.	Alabama	AL				
2.	Alaska	AK				
3.	Arizona	AZ				
4.	Arkansas	AR				
5.	California	CA				
6.	Colorado	CO				
7.	Connecticut	CT				
8.	Delaware	DE				
9.	District of Columbia	DC				
10.	Florida	FL				
11.	Georgia	GA				
12.	Hawaii	HI				
13.	Idaho	ID				
14.	Illinois	IL				
15.	Indiana	IN				
16.	Iowa	IA				
17.	Kansas	KS				
18.	Kentucky	KY				
19.	Louisiana	LA				
20.	Maine	ME				
21.	Maryland	MD				
22.	Massachusetts	MA				
23.	Michigan	MI				
24.	Minnesota	MN				
25.	Mississippi	MS				
26.	Missouri	MO				
27.	Montana	MT				
28.	Nebraska	NE				
29.	Nevada	NV				
30.	New Hampshire	NH				
31.	New Jersey	NJ				
32.	New Mexico	NM				
33.	New York	NY				
34.	North Carolina	NC				
35.	North Dakota	ND				
36.	Ohio	OH				
37.	Oklahoma	OK				
38.	Oregon	OR				
39.	Pennsylvania	PA				
40.	Rhode Island	RI				
41.	South Carolina	SC				
42.	South Dakota	SD				
43.	Tennessee	TN				
44.	Texas	TX				
45.	Utah	UT				
46.	Vermont	VT				
47.	Virginia	VA				
48.	Washington	WA				
49.	West Virginia	WV				
50.	Wisconsin	WI				
51.	Wyoming	WY				
52.	American Samoa	AS				
53.	Guam	GU				
54.	Puerto Rico	PR				
55.	U.S. Virgin Islands	VI				
56.	Northern Mariana Islands	MP				
57.	Canada	CAN				
58.	Aggregate Other Alien	OT				
59.	Total					

NONE

SCHEDULE Y
PART 1A - DETAIL OF INSURANCE HOLDING COMPANY SYSTEM

1	2	3	4	5	6	7	8	9	10	11	12	13	14	15
Group Code	Group Name	NAIC Company Code	Federal ID Number	Federal RSSD	CIK	Name of Securities Exchange if Publicly Traded (U.S. or International)	Names of Parent, Subsidiaries Or Affiliates	Domiciliary Location	Relationship to Reporting Entity	Directly Controlled by (Name of Entity/Person)	Type of Control (Ownership, Board, Management, Attorney-in-Fact, Influence, Other)	If Control is Ownership Provide Percentage	Ultimate Controlling Entity(ies)/Person(s)	*
...0671	WellPoint, Inc.		87-0571643				1-800 CONTACTS, INC.	DE	NIA	1-800 CONTACTS PARENT CORP.	Ownership	100.000	WellPoint, Inc.	
...0671	WellPoint, Inc.						1-800 CONTACTS JAPAN, KK	JPN	NIA	1-800 CONTACTS, INC.	Ownership	100.000	WellPoint, Inc.	
...0671	WellPoint, Inc.		87-0806322				1-800 CONTACTS PARENT CORP.	DE	NIA	1-800 CONTACTS PARENT HOLDINGS CORP.	Ownership	100.000	WellPoint, Inc.	
...0671	WellPoint, Inc.		26-2169703				1-800 CONTACTS PARENT HOLDINGS CORP.	DE	NIA	ATH Holding Company, LLC	Ownership	100.000	WellPoint, Inc.	
...0671	WellPoint, Inc.	11069	36-4384128				American Imaging Management East, LLC	DE	IA	American Imaging Management, Inc.	Ownership	100.000	WellPoint, Inc.	
...0671	WellPoint, Inc.		36-3692630				American Imaging Management, Inc.	IL	NIA	Imaging Management Holdings, L.L.C.	Ownership	100.000	WellPoint, Inc.	
...0671	WellPoint, Inc.						AMERIGROUP Arizona, Inc.	AZ	NIA	AMERIGROUP Corporation	Ownership	100.000	WellPoint, Inc.	
...0671	WellPoint, Inc.		13-4212810				AMERIGROUP California, Inc.	CA	NIA	AMERIGROUP Corporation	Ownership	100.000	WellPoint, Inc.	
...0671	WellPoint, Inc.		20-3250780				AMERIGROUP Colorado, Inc.	CO	NIA	AMERIGROUP Corporation	Ownership	100.000	WellPoint, Inc.	
							AMERIGROUP Community Care of Arizona, Inc.							
...0671	WellPoint, Inc.		13-4212808					AZ	NIA	AMERIGROUP Corporation	Ownership	100.000	WellPoint, Inc.	
							AMERIGROUP Community Care of Mississippi, Inc.	MS	NIA	AMERIGROUP Corporation	Ownership	100.000	WellPoint, Inc.	
...0671	WellPoint, Inc.		26-4362114				AMERIGROUP Community Care of New Mexico, Inc.	NM	IA	AMERIGROUP Corporation	Ownership	100.000	WellPoint, Inc.	
...0671	WellPoint, Inc.	12354	20-2073598				AMERIGROUP Connecticut, Inc.	CT	NIA	AMERIGROUP Corporation	Ownership	100.000	WellPoint, Inc.	
...0671	WellPoint, Inc.		13-4212811				AMERIGROUP Corporation	DE	UDP	ATH Holding Company, LLC	Ownership	100.000	WellPoint, Inc.	
...0671	WellPoint, Inc.						AMERIGROUP Delaware, Inc.	DE	NIA	AMERIGROUP Corporation	Ownership	100.000	WellPoint, Inc.	
...0671	WellPoint, Inc.	95093	65-0318864				AMERIGROUP Florida, Inc.	FL	IA	PHP Holdings, Inc.	Ownership	100.000	WellPoint, Inc.	
...0671	WellPoint, Inc.		26-1406543				AMERIGROUP Hawaii, Inc.	HI	NIA	AMERIGROUP Corporation	Ownership	100.000	WellPoint, Inc.	
...0671	WellPoint, Inc.		26-1248083				AMERIGROUP Health Solutions, Inc.	DE	NIA	AMERIGROUP Corporation	Ownership	100.000	WellPoint, Inc.	
...0671	WellPoint, Inc.		13-4212813				AMERIGROUP Indiana, Inc.	IN	NIA	AMERIGROUP Corporation	Ownership	100.000	WellPoint, Inc.	
...0671	WellPoint, Inc.	14078	45-2485907				Amerigroup Insurance Company	TX	IA	AMERIGROUP Corporation	Ownership	100.000	WellPoint, Inc.	
...0671	WellPoint, Inc.	14276	45-3358287				Amerigroup Kansas, Inc.	KS	IA	AMERIGROUP Corporation	Ownership	100.000	WellPoint, Inc.	
...0671	WellPoint, Inc.	14064	26-4674149				AMERIGROUP Louisiana, Inc.	LA	IA	AMERIGROUP Corporation	Ownership	100.000	WellPoint, Inc.	
...0671	WellPoint, Inc.		27-3516009				AMERIGROUP Maine, Inc.	ME	NIA	AMERIGROUP Corporation	Ownership	100.000	WellPoint, Inc.	
...0671	WellPoint, Inc.	95832	51-0387398				AMERIGROUP Maryland, Inc.	MD	IA	AMERIGROUP Corporation	Ownership	100.000	WellPoint, Inc.	
...0671	WellPoint, Inc.		13-4212815				AMERIGROUP Massachusetts, Inc.	MA	NIA	AMERIGROUP Corporation	Ownership	100.000	WellPoint, Inc.	
...0671	WellPoint, Inc.		13-4212816				AMERIGROUP Michigan, Inc.	MI	NIA	AMERIGROUP Corporation	Ownership	100.000	WellPoint, Inc.	
...0671	WellPoint, Inc.	12586	20-3317697				AMERIGROUP Nevada, Inc.	NV	IA	AMERIGROUP Corporation	Ownership	100.000	WellPoint, Inc.	
...0671	WellPoint, Inc.	95373	22-3375292				AMERIGROUP New Jersey, Inc.	NJ	IA	AMERIGROUP Corporation	Ownership	100.000	WellPoint, Inc.	
...0671	WellPoint, Inc.		13-3865627				AMERIGROUP New York, LLC	NY	IA	AMERIGROUP Corporation	Ownership	100.000	WellPoint, Inc.	0100
...0671	WellPoint, Inc.	10767	13-4212818				AMERIGROUP Ohio, Inc.	OH	RE	AMERIGROUP Corporation	Ownership	100.000	WellPoint, Inc.	
...0671	WellPoint, Inc.		13-4212819				AMERIGROUP Pennsylvania, Inc.	PA	NIA	AMERIGROUP Corporation	Ownership	100.000	WellPoint, Inc.	
...0671	WellPoint, Inc.		13-4212820				AMERIGROUP Puerto Rico, Inc.	PR	NIA	AMERIGROUP Corporation	Ownership	100.000	WellPoint, Inc.	
...0671	WellPoint, Inc.		80-0771594				Amerigroup Services, Inc.	VA	NIA	AMERIGROUP Corporation	Ownership	100.000	WellPoint, Inc.	
...0671	WellPoint, Inc.	12941	20-4776597				AMERIGROUP Tennessee, Inc.	TN	IA	AMERIGROUP Corporation	Ownership	100.000	WellPoint, Inc.	
...0671	WellPoint, Inc.	95314	75-2603231				AMERIGROUP Texas, Inc.	TX	IA	AMERIGROUP Corporation	Ownership	100.000	WellPoint, Inc.	
...0671	WellPoint, Inc.	14073	27-3510384				AMERIGROUP Washington, Inc.	WA	IA	AMERIGROUP Corporation	Ownership	100.000	WellPoint, Inc.	
...0671	WellPoint, Inc.		13-4212821				AMERIGROUP Wisconsin, Inc.	WI	NIA	AMERIGROUP Corporation	Ownership	100.000	WellPoint, Inc.	
...0671	WellPoint, Inc.		54-2014061				AMGP Georgia, Inc.	GA	NIA	AMERIGROUP Corporation	Ownership	100.000	WellPoint, Inc.	
...0671	WellPoint, Inc.	12229	06-1696189				AMGP Georgia Managed Care Company, Inc.	GA	IA	AMERIGROUP Corporation	Ownership	100.000	WellPoint, Inc.	
							Anthem Blue Cross Life and Health Insurance Company	CA	IA	WellPoint California Services, Inc.	Ownership	100.000	WellPoint, Inc.	
...0671	WellPoint, Inc.	62825	95-4331852				Anthem Financial, Inc.	DE	NIA	Associated Group, Inc.	Ownership	100.000	WellPoint, Inc.	
...0671	WellPoint, Inc.		35-1898945				Anthem Health Insurance Company of Nevada	NV	NIA	HMO Colorado, Inc.	Ownership	100.000	WellPoint, Inc.	
...0671	WellPoint, Inc.		26-1498094				Anthem Health Plans of Kentucky, Inc.	KY	IA	ATH Holding Company, LLC	Ownership	100.000	WellPoint, Inc.	
...0671	WellPoint, Inc.	95120	61-1237516				Anthem Health Plans of Maine, Inc.	ME	IA	ATH Holding Company, LLC	Ownership	100.000	WellPoint, Inc.	
...0671	WellPoint, Inc.	52618	31-1705652				Anthem Health Plans of New Hampshire, Inc.							
...0671	WellPoint, Inc.													
...0671	WellPoint, Inc.	53759	02-0510530					NH	IA	ATH Holding Company, LLC	Ownership	100.000	WellPoint, Inc.	
...0671	WellPoint, Inc.	71835	54-0357120	40003317			Anthem Health Plans of Virginia, Inc.	VA	IA	Anthem Southeast, Inc.	Ownership	100.000	WellPoint, Inc.	

ANNUAL STATEMENT FOR THE YEAR 2013 OF THE Amerigroup Ohio, Inc.

SCHEDULE Y
PART 1A - DETAIL OF INSURANCE HOLDING COMPANY SYSTEM

1	2	3	4	5	6	7	8	9	10	11	12	13	14	15
Group Code	Group Name	NAIC Company Code	Federal ID Number	Federal RSSD	CIK	Name of Securities Exchange if Publicly Traded (U.S. or International)	Names of Parent, Subsidiaries Or Affiliates	Domi-ciliary Location	Relation-ship to Reporting Entity	Directly Controlled by (Name of Entity/Person)	Type of Control (Ownership, Board, Management, Attorney-in-Fact, Influence, Other)	If Control is Ownership Provide Percentage	Ultimate Controlling Entity(ies)/Person(s)	*
..0671	WellPoint, Inc.60217	06-1475928				Anthem Health Plans, Inc.CT	..IA	ATH Holding Company, LLC	Ownership.....	..100.000	WellPoint, Inc.	
..0671	WellPoint, Inc.		61-1459939				Anthem Holding Corp.IN	..NIA	WellPoint, Inc.	Ownership.....	..100.000	WellPoint, Inc.	
..0671	WellPoint, Inc.28207	35-0781558				Anthem Insurance Companies, Inc.IN	..IA	WellPoint, Inc.	Ownership.....	..100.000	WellPoint, Inc.	
..0671	WellPoint, Inc.13573	20-5876774				Anthem Life & Disability Insurance Company							
..0671	WellPoint, Inc.		35-0980405				Anthem Life Insurance CompanyIN	..IA	WellPoint Acquisition, LLC	Ownership.....	..100.000	WellPoint, Inc.	
..0671	WellPoint, Inc.61069	32-0031791				Anthem Southeast, Inc.IN	..NIA	Rocky Mountain Hospital and Medical Service, Inc.	Ownership.....	..100.000	WellPoint, Inc.	
..0671	WellPoint, Inc.		35-2129194				Anthem UM Services, Inc.IN	..NIA	WellPoint, Inc.	Ownership.....	..100.000	WellPoint, Inc.	
..0671	WellPoint, Inc.		30-0606541				Anthem Workers' Compensation, LLCIN	..NIA	UNICARE Specialty Services, Inc.	Ownership.....	..100.000	WellPoint, Inc.	
..0671	WellPoint, Inc.		30-0606541				Anthem Workers' Compensation, LLCIN	..NIA	Anthem Blue Cross Life and Health Insurance Company	Ownership.....	..75.000	WellPoint, Inc.	
..0671	WellPoint, Inc.		95-4640529				AQUASOFT, LLCUT	..NIA	HealthLink, Inc.	Ownership.....	..25.000	WellPoint, Inc.	
..0671	WellPoint, Inc.		20-2858384				ARCUS Enterprises, Inc.DE	..NIA	1-800 CONTACTS, INC.	Ownership.....	..100.000	WellPoint, Inc.	
..0671	WellPoint, Inc.		35-1292384				ARCUS HealthLiving Services, Inc.IN	..NIA	Anthem Holding Corp.	Ownership.....	..100.000	WellPoint, Inc.	
..0671	WellPoint, Inc.		11-3713086				Associated Group, Inc.IN	..NIA	Arcus Enterprises, Inc.	Ownership.....	..100.000	WellPoint, Inc.	
..0671	WellPoint, Inc.		58-0469845				ATH Holding Company, LLCIN	..UIP	Anthem Insurance Companies, Inc.	Ownership.....	..100.000	WellPoint, Inc.	
..0671	WellPoint, Inc.54801	58-0469845				Blue Cross and Blue Shield of Georgia, Inc.GA	..IA	WellPoint, Inc.	Ownership.....	..100.000	WellPoint, Inc.	
..0671	WellPoint, Inc.96962	58-1638390				Blue Cross Blue Shield Healthcare Plan of Georgia, Inc.GA	..IA	Cerulean Companies, Inc.	Ownership.....	..100.000	WellPoint, Inc.	
..0671	WellPoint, Inc.54003	39-0138065				Blue Cross Blue Shield of Wisconsin	..WI	..IA	Cerulean Companies, Inc.	Ownership.....	..100.000	WellPoint, Inc.	
..0671	WellPoint, Inc.		95-3760980				Blue Cross of CaliforniaCA	..IA	Crossroads Acquisition Corp.	Ownership.....	..100.000	WellPoint, Inc.0101
..0671	WellPoint, Inc.		20-2994048				Blue Cross of California Partnership Plan, Inc.CA	..IA	WellPoint California Services, Inc.	Ownership.....	..100.000	WellPoint, Inc.0101
..0671	WellPoint, Inc.		20-4307514				CareMore Health Group, Inc.DE	..NIA	Blue Cross of California	Ownership.....	..100.000	WellPoint, Inc.0102
..0671	WellPoint, Inc.		95-4694706				CareMore Health PlanCA	..IA	ATH Holding Company, LLC	Ownership.....	..100.000	WellPoint, Inc.0103
..0671	WellPoint, Inc.13562	38-3795280				CareMore Health Plan of Arizona, Inc.AZ	..IA	CareMore Health System	Ownership.....	..100.000	WellPoint, Inc.	
..0671	WellPoint, Inc.13753	27-1848815				CareMore Health Plan of Colorado, Inc.CO	..IA	CareMore Health System	Ownership.....	..100.000	WellPoint, Inc.	
..0671	WellPoint, Inc.		46-2406017				CareMore Health Plan of Georgia, Inc.GA	..NIA	CareMore Health System	Ownership.....	..100.000	WellPoint, Inc.	
..0671	WellPoint, Inc.13605	26-4001602				CareMore Health Plan of NevadaNV	..IA	CareMore Health System	Ownership.....	..100.000	WellPoint, Inc.	
..0671	WellPoint, Inc.		27-1625392				CareMore Health Plan of Texas, Inc.TX	..NIA	CareMore Health System	Ownership.....	..100.000	WellPoint, Inc.	
..0671	WellPoint, Inc.		20-4307555				CareMore Holdings, Inc.DE	..NIA	CareMore Health System	Ownership.....	..100.000	WellPoint, Inc.	
..0671	WellPoint, Inc.		45-4985009				CareMore IPA of New York, LLCNY	..NIA	CareMore Health Group, Inc.	Ownership.....	..100.000	WellPoint, Inc.	
..0671	WellPoint, Inc.		32-0373216				CareMore, LLCIN	..NIA	CareMore, LLC	Ownership.....	..100.000	WellPoint, Inc.	
..0671	WellPoint, Inc.		20-2076421				CareMore Health SystemCA	..NIA	CareMore Health System	Ownership.....	..100.000	WellPoint, Inc.	
..0671	WellPoint, Inc.		95-4420935				CareMore Medical Management CompanyCA	..NIA	CareMore Holdings, Inc.	Ownership.....	..100.000	WellPoint, Inc.	
..0671	WellPoint, Inc.		95-4420935				CareMore Medical Management CompanyCA	..NIA	CareMore Health System	Ownership.....	..98.000	WellPoint, Inc.	
..0671	WellPoint, Inc.						CareNex Health Services, LLCDE	..NIA	CareMore Medical Management Company	Ownership.....	..2.000	WellPoint, Inc.	
..0671	WellPoint, Inc.		58-2217138				Cerulean Companies, Inc.GA	..NIA	CMMC Holding Company, LLC	Ownership.....	..100.000	WellPoint, Inc.	
..0671	WellPoint, Inc.		87-0661210				CL4, Inc.UT	..NIA	SellCore, Inc.	Ownership.....	..100.000	WellPoint, Inc.	
..0671	WellPoint, Inc.		39-1413702				Claim Management Services, Inc.WI	..NIA	Anthem Holding Corp.	Ownership.....	..100.000	WellPoint, Inc.	
..0671	WellPoint, Inc.						CMMC Holding Company, LLCDE	..NIA	1-800 Contacts, Inc.	Ownership.....	..100.000	WellPoint, Inc.	
..0671	WellPoint, Inc.10345	31-1440175				Community Insurance CompanyOH	..IA	Blue Cross Blue Shield of Wisconsin	Ownership.....	..100.000	WellPoint, Inc.	
..0671	WellPoint, Inc.95693	39-1462554				Compcare Health Services Insurance CorporationWI	..IA	CareMore Health System	Ownership.....	..100.000	WellPoint, Inc.	
..0671	WellPoint, Inc.		20-0334650				Crossroads Acquisition Corp.DE	..NIA	ATH Holding Company, LLC	Ownership.....	..100.000	WellPoint, Inc.	
..0671	WellPoint, Inc.		41-1905556				DeCare Analytics, LLCMN	..NIA	Anthem Holding Corp.	Ownership.....	..100.000	WellPoint, Inc.	
..0671	WellPoint, Inc.		02-0574609				DeCare Dental Health International, LLCMN	..NIA	DeCare Dental, LLC	Ownership.....	..100.000	WellPoint, Inc.	
..0671	WellPoint, Inc.						DeCare Dental Insurance Ireland, Ltd.JRL	..NIA	DeCare Dental, LLC	Ownership.....	..100.000	WellPoint, Inc.	
..0671	WellPoint, Inc.		73-1665525				DeCare Dental Networks, LLCMN	..NIA	DeCare Dental, LLC	Ownership.....	..100.000	WellPoint, Inc.	

SCHEDULE Y
PART 1A - DETAIL OF INSURANCE HOLDING COMPANY SYSTEM

1	2	3	4	5	6	7	8	9	10	11	12	13	14	15
Group Code	Group Name	NAIC Company Code	Federal ID Number	Federal RSSD	CIK	Name of Securities Exchange if Publicly Traded (U.S. or International)	Names of Parent, Subsidiaries Or Affiliates	Domiciliary Location	Relationship to Reporting Entity	Directly Controlled by (Name of Entity/Person)	Type of Control (Ownership, Board, Management, Attorney-in-Fact, Influence, Other)	If Control is Ownership Provide Percentage	Ultimate Controlling Entity(ies)/Person(s)	*
0671	WellPoint, Inc.		01-0822645				DeCare Dental, LLC	IN	NIA	Anthem Holding Corp.	Ownership	100.000	WellPoint, Inc.	
0671	WellPoint, Inc.						DeCare Operations Ireland, Limited	JRL	NIA	DeCare Dental, LLC	Ownership	100.000	WellPoint, Inc.	
0671	WellPoint, Inc.						DeCare Systems Ireland, Limited	JRL	NIA	DeCare Dental, LLC	Ownership	100.000	WellPoint, Inc.	
0671	WellPoint, Inc.		26-2544715				Designated Agent Company, Inc.	KY	NIA	Anthem Health Plans of Kentucky, Inc.	Ownership	100.000	WellPoint, Inc.	
0671	WellPoint, Inc.		13-3934328				EHC Benefits Agency, Inc.	NY	NIA	WellPoint Holding Corp	Ownership	100.000	WellPoint, Inc.	
0671	WellPoint, Inc.	55093	23-7391136				Empire HealthChoice Assurance, Inc.	NY	IA	WellPoint Holding Corp	Ownership	100.000	WellPoint, Inc.	
0671	WellPoint, Inc.	95433	13-3874803				Empire HealthChoice HMO, Inc.	NY	IA	Empire HealthChoice Assurance, Inc.	Ownership	100.000	WellPoint, Inc.	
0671	WellPoint, Inc.		11-3700531				EVISION, INC.	OR	NIA	1-800 CONTACTS, INC.	Ownership	100.000	WellPoint, Inc.	
0671	WellPoint, Inc.						Forty-Four Forty-Four Forest Park Redevelopment Corp.	MO	NIA	RightCHOICE Managed Care, Inc.	Ownership	100.000	WellPoint, Inc.	
0671	WellPoint, Inc.		43-1047923				Golden West Health Plan, Inc.	CA	IA	WellPoint California Services, Inc.	Ownership	100.000	WellPoint, Inc.	0104
0671	WellPoint, Inc.		26-4286154				Government Health Services, LLC	WI	NIA	ATH Holding Company, LLC	Ownership	100.000	WellPoint, Inc.	
0671	WellPoint, Inc.	97217	58-1473042				Greater Georgia Life Insurance Company	GA	IA	Blue Cross and Blue Shield of Georgia, Inc.	Ownership	100.000	WellPoint, Inc.	
0671	WellPoint, Inc.		51-0365660				Health Core, Inc.	DE	NIA	Arcus Enterprises, Inc.	Ownership	100.000	WellPoint, Inc.	
0671	WellPoint, Inc.		54-1237939				Health Management Corporation	VA	NIA	Southeast Services, Inc.	Ownership	100.000	WellPoint, Inc.	
0671	WellPoint, Inc.		36-3897701				Health Ventures Partner, L.L.C.	IL	NIA	UNICARE National Services, Inc.	Ownership	100.000	WellPoint, Inc.	
0671	WellPoint, Inc.	95169	54-1356687				HealthKeepers, Inc.	VA	IA	Anthem Southeast, Inc.	Ownership	92.510	WellPoint, Inc.	
0671	WellPoint, Inc.	95169	54-1356687				HealthKeepers, Inc.	VA	IA	UNICARE National Services, Inc.	Ownership	7.490	WellPoint, Inc.	
0671	WellPoint, Inc.	96475	43-1616135				HealthLink HMO, Inc.	MO	IA	HealthLink, Inc.	Ownership	100.000	WellPoint, Inc.	
0671	WellPoint, Inc.		43-1364135				HealthLink, Inc.	IL	NIA	RightCHOICE Managed Care, Inc.	Ownership	100.000	WellPoint, Inc.	
0671	WellPoint, Inc.	78972	86-0257201				Healthy Alliance Life Insurance Company	MO	IA	RightCHOICE Managed Care, Inc.	Ownership	100.000	WellPoint, Inc.	
0671	WellPoint, Inc.	95473	84-1017384				HMO Colorado, Inc.	CO	IA	Rocky Mountain Hospital and Medical Service, Inc.	Ownership	100.000	WellPoint, Inc.	
0671	WellPoint, Inc.	95358	37-1216698				HMO Missouri, Inc.	MO	IA	RightCHOICE Managed Care, Inc.	Ownership	100.000	WellPoint, Inc.	
0671	WellPoint, Inc.		75-2619605				Imaging Management Holdings, L.L.C.	DE	UIP	ATH Holding Company, LLC	Ownership	100.000	WellPoint, Inc.	
0671	WellPoint, Inc.		56-2368286				Imaging Providers of Texas (non-profit)	TX	NIA	American Imaging Management, Inc.	Ownership	100.000	WellPoint, Inc.	
0671	WellPoint, Inc.	95527	02-0494919				Matthew Thornton Health Plan, Inc.	NH	IA	Anthem Health Plans of New Hampshire, Inc.	Ownership	100.000	WellPoint, Inc.	
0671	WellPoint, Inc.						Compcare Health Services Insurance Corporation				Ownership	100.000	WellPoint, Inc.	
0671	WellPoint, Inc.		39-2013971				Meridian Resource Company, LLC	WI	NIA	Corporation	Ownership	100.000	WellPoint, Inc.	
0671	WellPoint, Inc.		35-1840597				National Government Services, Inc.	IN	NIA	Anthem Insurance Companies, Inc.	Ownership	100.000	WellPoint, Inc.	
0671	WellPoint, Inc.		46-1595582				National Telehealth Network, LLC	DE	NIA	Sellcore, Inc.	Ownership	50.000	WellPoint, Inc.	0105
0671	WellPoint, Inc.	85286	75-1461960				OneNation Insurance Company	IN	IA	ATH Holding Company, LLC	Ownership	100.000	WellPoint, Inc.	
0671	WellPoint, Inc.		95-4249368				Park Square Holdings, Inc.	CA	NIA	WellPoint California Services, Inc.	Ownership	100.000	WellPoint, Inc.	
0671	WellPoint, Inc.		95-4386221				Park Square I, Inc.	CA	NIA	WellPoint California Services, Inc.	Ownership	100.000	WellPoint, Inc.	
0671	WellPoint, Inc.		95-4249345				Park Square II, Inc.	CA	NIA	WellPoint California Services, Inc.	Ownership	100.000	WellPoint, Inc.	
0671	WellPoint, Inc.						PHP Holdings, Inc.	FL	NIA	AMERIGROUP Corporation	Ownership	100.000	WellPoint, Inc.	
0671	WellPoint, Inc.		43-1595640				R & P Realty, Inc.	MO	NIA	RightCHOICE Managed Care, Inc.	Ownership	100.000	WellPoint, Inc.	
0671	WellPoint, Inc.		56-2396739				Resolution Health, Inc.	DE	NIA	Anthem Southeast, Inc.	Ownership	100.000	WellPoint, Inc.	
0671	WellPoint, Inc.		27-4410025				Radiant Services, LLC	IN	NIA	Community Insurance Company	Ownership	100.000	WellPoint, Inc.	
0671	WellPoint, Inc.	83640	36-3506910				RightCHOICE Insurance Company	IL	IA	RightCHOICE Managed Care, Inc.	Ownership	100.000	WellPoint, Inc.	
0671	WellPoint, Inc.		47-0851593				RightCHOICE Managed Care, Inc.	DE	NIA	Anthem Holding Corp.	Ownership	100.000	WellPoint, Inc.	
0671	WellPoint, Inc.	11011	84-0747736				Rocky Mountain Hospital and Medical Service, Inc.	CO	IA	ATH Holding Company, LLC	Ownership	100.000	WellPoint, Inc.	
0671	WellPoint, Inc.		20-0473316				SellCore, Inc.	DE	NIA	WellPoint, Inc.	Ownership	100.000	WellPoint, Inc.	
0671	WellPoint, Inc.		55-0712302				Southeast Services, Inc.	VA	NIA	Anthem Southeast, Inc.	Ownership	100.000	WellPoint, Inc.	
0671	WellPoint, Inc.						State Sponsored Business UM Services, Inc.				Ownership	100.000	WellPoint, Inc.	
0671	WellPoint, Inc.		45-4071004					IN	NIA	UNICARE Specialty Services, Inc.	Ownership	100.000	WellPoint, Inc.	
0671	WellPoint, Inc.		35-1835818				The WellPoint Companies, Inc.	IN	NIA	ATH Holding Company, LLC	Ownership	100.000	WellPoint, Inc.	

ANNUAL STATEMENT FOR THE YEAR 2013 OF THE Amerigroup Ohio, Inc.

SCHEDULE Y
PART 1A - DETAIL OF INSURANCE HOLDING COMPANY SYSTEM

1	2	3	4	5	6	7	8	9	10	11	12	13	14	15
Group Code	Group Name	NAIC Company Code	Federal ID Number	Federal RSSD	CIK	Name of Securities Exchange if Publicly Traded (U.S. or International)	Names of Parent, Subsidiaries Or Affiliates	Domi-ciliary Loca-tion	Relation-ship to Reporting Entity	Directly Controlled by (Name of Entity/Person)	Type of Control (Ownership, Board, Management, Attorney-in-Fact, Influence, Other)	If Control is Ownership Provide Percen-tage	Ultimate Controlling Entity(ies)/Person(s)	*
...0671 ...	WellPoint, Inc.	45-5443372	The WellPoint Companies of California, Inc.CA.....	..NIA.....	ATH Holding Company, LLC	Ownership.....	..100.000	WellPoint, Inc.
...0671 ...	WellPoint, Inc.	43-1967924	TrustSolutions, LLCWI.....	..NIA.....	Government Health Services, LLC	Ownership.....	..100.000	WellPoint, Inc.
...0671 ...	WellPoint, Inc.70700	36-3304416	UNICARE Health Insurance Company of the MidwestIL.....	..IA.....	UNICARE Illinois Services, Inc.	Ownership.....	..100.000	WellPoint, Inc.
...0671 ...	WellPoint, Inc.12805	20-4842073	UNICARE Health Plan of Kansas, Inc.KS.....	..IA.....	UNICARE National Services, Inc.	Ownership.....	..100.000	WellPoint, Inc.
...0671 ...	WellPoint, Inc.	UNICARE Health Plan of West Virginia, Inc.
...0671 ...	WellPoint, Inc.11810	84-1620480WV.....	..IA.....	UNICARE National Services, Inc.	Ownership.....	..100.000	WellPoint, Inc.
...0671 ...	WellPoint, Inc.95420	74-2151310	UNICARE Health Plans of Texas, Inc.TX.....	..IA.....	UNICARE Illinois Services, Inc.	Ownership.....	..100.000	WellPoint, Inc.
...0671 ...	WellPoint, Inc.95505	36-3897076	UNICARE Health Plans of the Midwest, Inc.IL.....	..IA.....	UNICARE Illinois Services, Inc.	Ownership.....	..100.000	WellPoint, Inc.
...0671 ...	WellPoint, Inc.	36-3899137	UNICARE Illinois Services, Inc.IL.....	..NIA.....	UNICARE National Services, Inc.	Ownership.....	..100.000	WellPoint, Inc.
...0671 ...	WellPoint, Inc.80314	52-0913817	UNICARE Life & Health Insurance CompanyIN.....	..IA.....	UNICARE National Services, Inc.	Ownership.....	..100.000	WellPoint, Inc.
...0671 ...	WellPoint, Inc.	95-4635507	UNICARE National Services, Inc.DE.....	..NIA.....	Anthem Holding Corp.	Ownership.....	..100.000	WellPoint, Inc.
...0671 ...	WellPoint, Inc.	77-0494551	UNICARE Specialty Services, Inc.DE.....	..NIA.....	Anthem Holding Corp.	Ownership.....	..100.000	WellPoint, Inc.
...0671 ...	WellPoint, Inc.	36-4014617	UtiliMED IPA, Inc.NY.....	..NIA.....	American Imaging Management, Inc.	Ownership.....	..100.000	WellPoint, Inc.
...0671 ...	WellPoint, Inc.	20-4405193	WellPoint Acquisition, LLCIN.....	..NIA.....	WellPoint, Inc.	Ownership.....	..100.000	WellPoint, Inc.
...0671 ...	WellPoint, Inc.	20-2156380	WellPoint Behavioral Health, Inc.DE.....	..NIA.....	UNICARE Specialty Services, Inc.	Ownership.....	..100.000	WellPoint, Inc.
...0671 ...	WellPoint, Inc.	95-4640531	WellPoint California Services, Inc.DE.....	..NIA.....	Anthem Holding Corp.	Ownership.....	..100.000	WellPoint, Inc.
...0671 ...	WellPoint, Inc.	95-4657170	WellPoint Dental Services, Inc.DE.....	..NIA.....	UNICARE Specialty Services, Inc.	Ownership.....	..100.000	WellPoint, Inc.
...0671 ...	WellPoint, Inc.	20-3620996	WellPoint Holding CorpDE.....	..NIA.....	WellPoint, Inc.	Ownership.....	..100.000	WellPoint, Inc.
...0671 ...	WellPoint, Inc.	45-2736438	WellPoint Information Technology Services, Inc.CA.....	..NIA.....	Blue Cross of California	Ownership.....	..100.000	WellPoint, Inc.
...0671 ...	WellPoint, Inc.	36-4595641	WellPoint Insurance Services, Inc.HI.....	..NIA.....	WellPoint, Inc.	Ownership.....	..100.000	WellPoint, Inc.
...0671 ...	WellPoint, Inc.	36-3897080	WellPoint Partnership Plan, LLCIL.....	..NIA.....	Health Ventures Partner, L.L.C.	Ownership.....	..75.000	WellPoint, Inc.
...0671 ...	WellPoint, Inc.	36-3897080	WellPoint Partnership Plan, LLCIL.....	..NIA.....	UNICARE Illinois Services, Inc.	Ownership.....	..25.000	WellPoint, Inc.
...0671 ...	WellPoint, Inc.	35-2145715	6324	New York Stock Exchange (NYSE)	WellPoint, Inc.IN.....	..UIP.....	WellPoint, Inc.
...0671 ...	WellPoint, Inc.	98-0552141	WPMI (Shanghai) Enterprise Service Co. Ltd.CHN.....	..NIA.....	WPMI, LLC	Ownership.....	..100.000	WellPoint, Inc.
...0671 ...	WellPoint, Inc.	20-8672847	WPMI, LLCDE.....	..NIA.....	ATH Holding Company, LLC	Ownership.....	..63.880	WellPoint, Inc.0106

Asterisk	Explanation
0100	Insurer is deemed to be an insurance affiliate in column 10, but doesn't have an NAIC code in column 3 because it is regulated by the New York State Department of Health.
0101	Insurer is deemed to be an insurance affiliate in column 10, but doesn't have an NAIC code in column 3 because it is regulated by the California Department of Managed Health Care.
0102	Insurer is deemed to be an insurance affiliate in column 10, but doesn't have an NAIC code in column 3 because it is regulated by the California Department of Managed Health Care.
0103	Insurer is deemed to be an insurance affiliate in column 10, but doesn't have an NAIC code in column 3 because it is regulated by the California Department of Managed Health Care.
0104	Insurer is deemed to be an insurance affiliate in column 10, but doesn't have an NAIC code in column 3 because it is regulated by the California Department of Managed Health Care.
0105	50% owned by American Well Corporation
0106	36.12% owned by unaffiliated investors

SCHEDULE Y
PART 2 - SUMMARY OF INSURER’S TRANSACTIONS WITH ANY AFFILIATES

1	2	3	4	5	6	7	8	9	10	11	12	13
NAIC Company Code	Federal ID Number	Names of Insurers and Parent, Subsidiaries or Affiliates	Shareholder Dividends	Capital Contributions	Purchases, Sales or Exchanges of Loans, Securities, Real Estate, Mortgage Loans or Other Investments	Income/ (Disbursements) Incurred in Connection with Guarantees or Undertakings for the Benefit of any Affiliate(s)	Management Agreements and Service Contracts	Income/ (Disbursements) Incurred Under Reinsurance Agreements	*	Any Other Material Activity Not in the Ordinary Course of the Insurer's Business	Totals	Reinsurance Recoverable/ (Payable) on Losses and/or Reserve Credit Taken/(Liability)
	87-0571643	1-800 Contacts, Inc.					(71,636,284)	.0			(71,636,284)	.0
11069	36-4384128	American Imaging Management East, LLC					(54,968)	.0			(54,968)	.0
	36-3692630	American Imaging Management, Inc.					(32,850,056)	.0			(32,850,056)	.0
12229	06-1696189	AMGP Georgia Managed Care Company, Inc.	(40,000,000)				(65,986,457)	.0			(105,986,457)	.0
12354	20-2073598	AMERIGROUP Community Care of New Mexico, Inc.					(21,184,186)	.0			(21,184,186)	.0
	54-1739323	AMERIGROUP Corporation		(25,000,000)			556,882,597	.0			531,882,597	.0
95093	65-0318864	AMERIGROUP Florida, Inc.					(42,648,499)	.0			(42,648,499)	.0
14078	45-2485907	AMERIGROUP Insurance Company					(26,820,711)	.0			(26,820,711)	.0
14276	45-3358287	AMERIGROUP Kansas, Inc.		117,000,000			(34,462,058)	.0			82,537,942	.0
14064	26-4674149	AMERIGROUP Louisiana, Inc.					(25,917,632)	.0			(25,917,632)	.0
95832	51-0387398	AMERIGROUP Maryland, Inc.	(60,000,000)				(59,823,790)	.0			(119,823,790)	.0
12586	20-3317697	AMERIGROUP Nevada, Inc.	(15,000,000)				(16,088,846)	.0			(31,088,846)	.0
95373	22-3375292	AMERIGROUP New Jersey, Inc.					(46,006,316)	.0			(46,006,316)	.0
	13-3865627	AMERIGROUP New York, LLC					(123,023,719)	.0			(123,023,719)	.0
10767	13-4212818	AMERIGROUP Ohio Inc	(16,000,000)				(8,306,340)	.0			(24,306,340)	.0
95314	75-2603231	AMERIGROUP Texas, Inc.					(169,831,045)	.0			(169,831,045)	.0
12941	20-4776597	AMERIGROUP Tennessee, Inc.	(24,000,000)				(52,020,682)	.0			(76,020,682)	.0
14073	27-3510384	AMERIGROUP Washington, Inc.					(11,522,673)	.0			(11,522,673)	.0
62825	95-4331852	Anthem Blue Cross Life and Health Insurance Company, Inc.	(321,300,000)				(1,090,005,560)	(6,593,452)			(1,417,899,012)	5,276,555
95120	61-1237516	Anthem Health Plans of Kentucky, Inc.	(110,000,000)				(283,561,492)	.0			(393,561,492)	.0
52618	31-1705652	Anthem Health Plans of Maine, Inc.	(39,900,000)				(93,580,646)	.0			(133,480,646)	.0
53759	02-0510530	Anthem Health Plans of New Hampshire, Inc.	(30,000,000)				(48,631,838)	(349,381)			(78,981,219)	25,832
71835	54-0357120	Anthem Health Plans of Virginia, Inc.	(333,200,000)				(561,705,247)	(1,016,277)			(895,921,524)	(2,941,370)
60217	06-1475928	Anthem Health Plans, Inc.	(132,000,000)				(286,399,596)	.0			(418,399,596)	.0
28207	35-0781558	Anthem Insurance Companies, Inc.	(327,500,000)				(1,078,538,841)	14,321,969			(1,391,716,872)	(2,951,578)
13573	20-5876774	Anthem Life and Disability Insurance Company					(845,967)	.0			(845,967)	.0
61069	35-0980405	Anthem Life Insurance Company	(15,000,000)				(34,780,409)	21,821,972			(27,958,437)	(21,802,090)
	11-3713086	ATH Holding Company, LLC					15,601,368	.0			15,601,368	.0
54801	58-0469845	Blue Cross and Blue Shield of Georgia, Inc.	(78,400,000)				(333,131,142)	.0			(411,531,142)	.0
96962	58-1638390	Blue Cross Blue Shield Healthcare Plan of Georgia, Inc.	(56,300,000)				(226,757,945)	.0			(283,057,945)	.0
54003	39-0138065	Blue Cross Blue Shield of Wisconsin	(30,000,000)				(107,754,274)	(147,616)			(137,901,890)	(44,200)
	95-3760980	Blue Cross of California	(350,000,000)	(15,000,000)			(790,553,784)	(302,527)			(1,155,856,311)	850
	20-2994048	Blue Cross of California Partnership Plan, Inc.		15,000,000			(65,670,967)	.0			(50,670,967)	.0
	95-4694706	Caremore Health Plan	(35,000,000)				(124,876,847)	.0			(159,876,847)	.0
13562	38-3975280	Caremore Health Plan of Arizona, Inc.		5,000,000			(48,618,892)	.0			(43,618,892)	.0
13753	27-1848815	CareMore Health Plan of Colorado, Inc.		200,000			357	.0			200,357	.0
13605	26-4001602	Caremore Health Plan of Nevada		10,000,000			(15,025,792)	.0			(5,025,792)	.0

SCHEDULE Y
PART 2 - SUMMARY OF INSURER’S TRANSACTIONS WITH ANY AFFILIATES

1	2	3	4	5	6	7	8	9	10	11	12	13
NAIC Company Code	Federal ID Number	Names of Insurers and Parent, Subsidiaries or Affiliates	Shareholder Dividends	Capital Contributions	Purchases, Sales or Exchanges of Loans, Securities, Real Estate, Mortgage Loans or Other Investments	Income/ (Disbursements) Incurred in Connection with Guarantees or Undertakings for the Benefit of any Affiliate(s)	Management Agreements and Service Contracts	Income/ (Disbursements) Incurred Under Reinsurance Agreements	*	Any Other Material Activity Not in the Ordinary Course of the Insurer's Business	Totals	Reinsurance Recoverable/ (Payable) on Losses and/or Reserve Credit Taken/(Liability)
	20-2076421	CareMore Health System					41,391,962	.0			41,391,962	.0
10345	31-1440175	Community Insurance Company	(380,000,000)				(767,017,828)	.0			(1,147,017,828)	.0
95693	39-1462554	Compcare Health Services Insurance Corporation	(20,000,000)				(64,211,947)	.0			(84,211,947)	.0
	01-0822645	DeCare Dental, LLC					(35,945,015)	.0			(35,945,015)	.0
55093	23-7391136	Empire HealthChoice Assurance, Inc.	(90,000,000)				(551,789,204)	.0			(641,789,204)	.0
95433	13-3874803	Empire HealthChoice HMO, Inc.	(90,000,000)				(122,752,929)	.0			(212,752,929)	.0
	95-2907752	Golden West Health Plan, Inc.					(1,656,382)	.0			(1,656,382)	.0
97217	58-1473042	Greater Georgia Life Insurance Company					(5,300,908)	.0			(5,300,908)	.0
	51-0365660	Health Core, Inc.					(18,960,920)	.0			(18,960,920)	.0
95169	54-1356687	HealthKeepers, Inc.	(94,500,000)				(157,545,508)	1,016,277			(251,029,231)	2,941,370
96475	43-1616135	HealthLink HMO, Inc.	(10,500,000)				10,690,950	35,729			226,679	11,330
	43-1364135	HealthLink, Inc.					(76,135,091)	.0			(76,135,091)	.0
78972	86-0257201	Healthy Alliance Life Insurance Company	(100,000,000)				(241,720,419)	.0			(341,720,419)	.0
95473	84-1017384	HMO Colorado, Inc.	(15,600,000)				(18,101,756)	.0			(33,701,756)	.0
95358	37-1216698	HMO Missouri, Inc.	(35,000,000)				(12,589,331)	.0			(47,589,331)	.0
	98-0408753	HTH Re, LTD					.0	6,593,452			6,593,452	(5,276,555)
95527	02-0494919	Matthew Thornton Health Plan, Inc.	(20,000,000)				(61,751,313)	.0			(81,751,313)	.0
	35-1840597	National Government Services, Inc.					(17,667,016)	.0			(17,667,016)	.0
85286	75-1461960	OneNation Insurance Company					(240,804)	126,268			(114,536)	281,477
60024	13-3989915	Rayant Insurance Company of New York					37,095	.0			37,095	.0
83640	36-3506910	RightCHOICE Insurance Company		10,500,000			(98,820)	.0			10,401,180	.0
	47-0851593	RightCHOICE Managed Care, Inc.					(17,164,319)	.0			(17,164,319)	.0
11011	84-0747736	Rocky Mountain Hospital and Medical Service, Inc.	(65,200,000)				(233,768,331)	(14,634,342)			(313,602,673)	(305,194)
	35-1835818	The WellPoint Companies, Inc.					3,389,737,335	.0			3,389,737,335	.0
	45-5443372	The WellPoint Companies of California, Inc.					178,639,347	.0			178,639,347	.0
70700	36-3304416	UNICARE Health Insurance Company of the Midwest					(1,110,196)	.0			(1,110,196)	.0
12805	20-4842073	UNICARE Health Plan of Kansas, Inc.	(34,000,000)	3,000,000			635,870	.0			(30,364,130)	.0
11810	84-1620480	UNICARE Health Plan of West Virginia, Inc.					(23,040,355)	.0			(26,140,355)	.0
			(3,100,000)									
95420	74-2151310	UNICARE Health Plans of Texas, Inc.					524,526	.0			524,526	.0
95505	36-3897076	UNICARE Health Plans of the Midwest, Inc.					(895,820)	.0			(895,820)	.0
80314	52-0913817	UNICARE Life & Health Insurance Company	(75,000,000)				(65,973,848)	(20,872,072)			(161,845,920)	24,783,573
	20-3620996	WellPoint Holding Corp	270,000,000				19,226,711	.0			289,226,711	.0
	45-2736438	WellPoint Information Technology Services										
							224,290,807	.0			224,290,807	.0
	36-3897080	WellPoint Partnership Plan, LLC					(18,577,288)	.0			(18,577,288)	.0
	35-2145715	WellPoint, Inc.	2,776,500,000	(120,700,000)			4,074,979,924	.0			6,730,779,924	.0
9999999	Control Totals		0	0	0	0	0	0	XXX	0	0	0

ANNUAL STATEMENT FOR THE YEAR 2013 OF THE Amerigroup Ohio, Inc.

SUPPLEMENTAL EXHIBITS AND SCHEDULES INTERROGATORIES










The following supplemental reports are required to be filed as part of your statement filing unless specifically waived by the domiciliary state. However, in the event that your domiciliary state waives the filing requirement, your response of WAIVED to the specific interrogatory will be accepted in lieu of filing a "NONE" report and a bar code will be printed below. If the supplement is required of your company but is not being filed for whatever reason enter SEE EXPLANATION and provide an explanation following the interrogatory questions.

		Responses
MARCH FILING		
1.	Will the Supplemental Compensation Exhibit be filed with the state of domicile by March 1?	YES
2.	Will an actuarial opinion be filed by March 1?	YES
3.	Will the confidential Risk-based Capital Report be filed with the NAIC by March 1?.....	YES
4.	Will the confidential Risk-based Capital Report be filed with the state of domicile, if required, by March 1?.....	YES
APRIL FILING		
5.	Will Management's Discussion and Analysis be filed by April 1?	YES
6.	Will the Supplemental Investment Risks Interrogatories be filed by April 1?	YES
7.	Will the Accident and Health Policy Experience Exhibit be filed by April 1?	YES
JUNE FILING		
8.	Will an audited financial report be filed by June 1?	YES
9.	Will Accountant's Letter of Qualifications be filed with the state of domicile and electronically with the NAIC by June 1?	YES
AUGUST FILING		
10.	Will Communication of Internal Control Related Matters Noted in Audit be filed with the state of domicile by August 1?	YES








The following supplemental reports are required to be filed as part of your annual statement filing. However, in the event that your company does not transact the type of business for which the special report must be filed, your response of NO to the specific interrogatory will be accepted in lieu of filing a "NONE" report and a bar code will be printed below. If the supplement is required of your company but is not being filed for whatever reason enter SEE EXPLANATION and provide an explanation following the interrogatory questions.

MARCH FILING		
11.	Will the Medicare Supplement Insurance Experience Exhibit be filed with the state of domicile and the NAIC by March 1?	NO
12.	Will the Supplemental Life data due March 1 be filed with the state of domicile and the NAIC?	NO
13.	Will the Supplemental Property/Casualty data due March 1 be filed with the state of domicile and the NAIC?.....	NO
14.	Will Schedule SIS (Stockholder Information Supplement) be filed with the state of domicile by March 1?.....	NO
15.	Will the actuarial opinion on participating and non-participating policies as required in Interrogatories 1 and 2 on Exhibit 5 to Life Supplement be filed with the state of domicile and electronically with the NAIC by March 1?	NO
16.	Will the actuarial opinion on non-guaranteed elements as required in Interrogatory 3 to Exhibit 5 to Life Supplement be filed with the state of domicile and electronically with the NAIC by March 1?.....	NO
17.	Will the Medicare Part D Coverage Supplement be filed with the state of domicile and the NAIC by March 1?.....	NO
18.	Will an approval from the reporting entity's state of domicile for relief related to the five-year rotation requirement for lead audit partner be filed electronically with the NAIC by March 1?	NO
19.	Will an approval from the reporting entity's state of domicile for relief related to the one-year cooling off period for independent CPA be filed electronically with the NAIC by March 1?	NO
20.	Will an approval from the reporting entity's state of domicile for relief related to the Requirements for Audit Committees be filed electronically with the NAIC by March 1?.....	NO
APRIL FILING		
21.	Will the Long-Term Care Experience Reporting Forms be filed with the state of domicile and the NAIC by April 1?	NO
22.	Will the Supplemental Life data due April 1 be filed with the state of domicile and the NAIC?	NO
23.	Will the Supplemental Property/Casualty Insurance Expense Exhibit due April 1 be filed with any state that requires it, and, if so, the NAIC?	NO
24.	Will the Supplemental Health Care Exhibit (Parts 1, 2 and 3) be filed with the state of domicile and the NAIC by April 1?	NO
25.	Will the regulator only (non-public) Supplemental Health Care Exhibit's Expense Allocation Report be filed with the state of domicile and the NAIC by April 1?	NO
AUGUST FILING		
26.	Will Management's Report of Internal Control Over Financial Reporting be filed with the state of domicile by August 1?	NO
Explanations:		
11.		
12.		
13.		
14.		
15.		
16.		
17.		
18.		
19.		
20.		
21.		
22.		
23.		
24.		
25.		
26.		

Bar Codes:

11.	Medicare Supplement Insurance Experience Exhibit [Document Identifier 360]	
12.	Life Supplement [Document Identifier 205]	
13.	Property/Casualty Supplement [Document Identifier 207]	
14.	SIS Stockholder Information Supplement [Document Identifier 420]	
15.	Participating Opinion for Exhibit 5 [Document Identifier 371]	
16.	Non-Guaranteed Opinion for Exhibit 5 [Document Identifier 370]	
17.	Medicare Part D Coverage Supplement [Document Identifier 365]	
18.	Relief from the five-year rotation requirement for lead audit partner [Document Identifier 224]	
19.	Relief from the one-year cooling off period for independent CPA [Document Identifier 225]	

SUPPLEMENTAL EXHIBITS AND SCHEDULES INTERROGATORIES

20.	Relief from the Requirements for Audit Committees [Document Identifier 226]	 1 0 7 6 7 2 0 1 3 2 2 6 0 0 0 0 0
21.	Long-Term Care Experience Reporting Forms [Document Identifier 306]	 1 0 7 6 7 2 0 1 3 3 0 6 0 0 0 0 0
22.	Life Supplement [Document Identifier 211]	 1 0 7 6 7 2 0 1 3 2 1 1 0 0 0 0 0
23.	Property/Casualty Supplement Insurance Expense Exhibit [Document Identifier 213]	 1 0 7 6 7 2 0 1 3 2 1 3 0 0 0 0 0
24.	Supplemental Health Care Exhibit (Parts 1, 2 and 3) [Document Identifier 216]	 1 0 7 6 7 2 0 1 3 2 1 6 0 0 0 0 0
25.	Supplemental Health Care Exhibit's Expense Allocation Report [Document Identifier 217]	 1 0 7 6 7 2 0 1 3 2 1 7 0 0 0 0 0
26.	Management's Report of Internal Control Over Financial Reporting [Document Identifier 223]	 1 0 7 6 7 2 0 1 3 2 2 3 0 0 0 0 0

ALPHABETICAL INDEX

ANNUAL STATEMENT BLANK

Analysis of Operations By Lines of Business 7

Assets 2

Cash Flow 6

Exhibit 1 - Enrollment By Product Type for Health Business Only 17

Exhibit 2 - Accident and Health Premiums Due and Unpaid 18

Exhibit 3 - Health Care Receivables 19

Exhibit 3A - Analysis of Health Care Receivables Collected and Accrued 20

Exhibit 4 - Claims Unpaid and Incentive Pool, Withhold and Bonus 21

Exhibit 5 - Amounts Due From Parent, Subsidiaries and Affiliates 22

Exhibit 6 - Amounts Due To Parent, Subsidiaries and Affiliates 23

Exhibit 7 - Part 1 - Summary of Transactions With Providers 24

Exhibit 7 - Part 2 - Summary of Transactions With Intermediaries 24

Exhibit 8 - Furniture, Equipment and Supplies Owned 25

Exhibit of Capital Gains (Losses) 15

Exhibit of Net Investment Income 15

Exhibit of Nonadmitted Assets 16

Exhibit of Premiums, Enrollment and Utilization (State Page) 30

Five-Year Historical Data 29

General Interrogatories 27

Jurat Page 1

Liabilities, Capital and Surplus 3

Notes To Financial Statements 26

Overflow Page For Write-ins 44

Schedule A - Part 1 E01

Schedule A - Part 2 E02

Schedule A - Part 3 E03

Schedule A - Verification Between Years SI02

Schedule B - Part 1 E04

Schedule B - Part 2 E05

Schedule B - Part 3 E06

Schedule B - Verification Between Years SI02

Schedule BA - Part 1 E07

Schedule BA - Part 2 E08

Schedule BA - Part 3 E09

Schedule BA - Verification Between Years SI03

Schedule D - Part 1 E10

Schedule D - Part 1A - Section 1 SI05

Schedule D - Part 1A - Section 2 SI08

Schedule D - Part 2 - Section 1 E11

Schedule D - Part 2 - Section 2 E12

Schedule D - Part 3 E13

Schedule D - Part 4 E14

Schedule D - Part 5 E15

Schedule D - Part 6 - Section 1 E16

Schedule D - Part 6 - Section 2 E16

Schedule D - Summary By Country SI04

Schedule D - Verification Between Years SI03

Schedule DA - Part 1 E17

Schedule DA - Verification Between Years SI10

Schedule DB - Part A - Section 1 E18

Schedule DB - Part A - Section 2 E19

Schedule DB - Part A - Verification Between Years SI11

Schedule DB - Part B - Section 1 E20

Schedule DB - Part B - Section 2 E21

Schedule DB - Part B - Verification Between Years SI11

Schedule DB - Part C - Section 1 SI12

Schedule DB - Part C - Section 2 SI13

Schedule DB - Part D - Section 1 E22

Schedule DB - Part D - Section 2 E23

Schedule DB - Verification SI14

Schedule DL - Part 1 E24

Schedule DL - Part 2 E25

Schedule E - Part 1 - Cash E26

Schedule E - Part 2 - Cash Equivalents E27

Schedule E - Part 3 - Special Deposits E28

Schedule E - Verification Between Years SI15

ANNUAL STATEMENT BLANK (Continued)

Schedule S - Part 1 - Section 2	31
Schedule S - Part 2	32
Schedule S - Part 3 - Section 2	33
Schedule S - Part 4	34
Schedule S - Part 5	35
Schedule S - Part 6.....	36
Schedule S - Part 7.....	37
Schedule T - Part 2 - Interstate Compact	39
Schedule T - Premiums and Other Considerations	38
Schedule Y - Information Concerning Activities of Insurer Members of a Holding Company Group	40
Schedule Y - Part 1A - Detail of Insurance Holding Company System	41
Schedule Y - Part 2 - Summary of Insurer's Transactions With Any Affiliates	42
Statement of Revenue and Expenses	4
Summary Investment Schedule	SI01
Supplemental Exhibits and Schedules Interrogatories	43
Underwriting and Investment Exhibit - Part 1	8
Underwriting and Investment Exhibit - Part 2	9
Underwriting and Investment Exhibit - Part 2A	10
Underwriting and Investment Exhibit - Part 2B	11
Underwriting and Investment Exhibit - Part 2C	12
Underwriting and Investment Exhibit - Part 2D	13
Underwriting and Investment Exhibit - Part 3	14