



PROPERTY AND CASUALTY COMPANIES - ASSOCIATION EDITION

ANNUAL STATEMENT  
FOR THE YEAR ENDED DECEMBER 31, 2013  
OF THE CONDITION AND AFFAIRS OF THE

Nationwide Indemnity Company

NAIC Group Code	0140 (Current)	0140 (Prior)	NAIC Company Code	10070	Employer's ID Number	31-1399201
Organized under the Laws of	Ohio			State of Domicile or Port of Entry	Ohio	
Country of Domicile	United States of America					
Incorporated/Organized	02/16/1994			Commenced Business	04/15/1994	
Statutory Home Office	One West Nationwide Blvd. (Street and Number)			Columbus , OH, US 43215-2220 (City or Town, State, Country and Zip Code)		
Main Administrative Office	One West Nationwide Blvd. (Street and Number)					
	Columbus , OH, US 43215-2220 (City or Town, State, Country and Zip Code)			614-249-7111 (Area Code) (Telephone Number)		
Mail Address	One West Nationwide Blvd., 1-04-701 (Street and Number or P.O. Box)			Columbus , OH, US 43215-2220 (City or Town, State, Country and Zip Code)		
Primary Location of Books and Records	One West Nationwide Blvd., 1-04-701 (Street and Number)					
	Columbus , OH, US 43215-2220 (City or Town, State, Country and Zip Code)			614-249-1545 (Area Code) (Telephone Number)		
Internet Website Address	www.nationwide.com					
Statutory Statement Contact	Monda S. Caudill (Name)			614-249-1545 (Area Code) (Telephone Number)		
	FinRpt@nationwide.com (E-mail Address)			866-315-1430 (FAX Number)		

OFFICERS

President & COO	David Alan Bano	VP & Treasurer	Timothy John Dwyer #
VP & Secretary	Robert William Horner III		

OTHER

Pamela Ann Biesecker	Sr VP-Head of Taxation	Harry Hansen Hallowell	Sr VP - CIO	Mark Raymond Thresher	Exec VP - CFO
----------------------	------------------------	------------------------	-------------	-----------------------	---------------

DIRECTORS OR TRUSTEES

David Alan Bano	James David Benson	Kevin Thomas Hilyard
Michael Patrick Leach	Duane Lee Meyer	Mark Raymond Thresher

State of	Ohio	SS:
County of	Franklin	

The officers of this reporting entity being duly sworn, each depose and say that they are the described officers of said reporting entity, and that on the reporting period stated above, all of the herein described assets were the absolute property of the said reporting entity, free and clear from any liens or claims thereon, except as herein stated, and that this statement, together with related exhibits, schedules and explanations therein contained, annexed or referred to, is a full and true statement of all the assets and liabilities and of the condition and affairs of the said reporting entity as of the reporting period stated above, and of its income and deductions therefrom for the period ended, and have been completed in accordance with the NAIC Annual Statement Instructions and Accounting Practices and Procedures manual except to the extent that: (1) state law may differ; or, (2) that state rules or regulations require differences in reporting not related to accounting practices and procedures, according to the best of their information, knowledge and belief, respectively. Furthermore, the scope of this attestation by the described officers also includes the related corresponding electronic filing with the NAIC, when required, that is an exact copy (except for formatting differences due to electronic filing) of the enclosed statement. The electronic filing may be requested by various regulators in lieu of or in addition to the enclosed statement.

David Alan Bano President & COO	Robert William Horner III VP & Secretary	Timothy John Dwyer VP & Treasurer
Subscribed and sworn to before me this		a. Is this an original filing? .....
day of January, 2014		b. If no,
		1. State the amendment number.....
		2. Date filed .....
		3. Number of pages attached.....



ANNUAL STATEMENT FOR THE YEAR 2013 OF THE NATIONWIDE INDEMNITY COMPANY  
EXHIBIT OF PREMIUMS AND LOSSES (Statutory Page 14)

NAIC Group Code 0140 BUSINESS IN THE STATE OF Illinois DURING THE YEAR 2013 NAIC Company Code 10070

Line of Business	Gross Premiums, Including Policy and Membership Fees, Less Return Premiums and Premiums on Policies not Taken		3 Dividends Paid or Credited to Policyholders on Direct Business	4 Direct Unearned Premium Reserves	5 Direct Losses Paid (deducting salvage)	6 Direct Losses Incurred	7 Direct Losses Unpaid	8 Direct Defense and Cost Containment Expense Paid	9 Direct Defense and Cost Containment Expense Incurred	10 Direct Defense and Cost Containment Expense Unpaid	11 Commissions and Brokerage Expenses	12 Taxes, Licenses and Fees
	1 Direct Premiums Written	2 Direct Premiums Earned										
1. Fire .....												
2.1 Allied lines .....												
2.2 Multiple peril crop .....												
2.3 Federal flood .....												
3. Farmowners multiple peril .....												
4. Homeowners multiple peril .....												
5.1 Commercial multiple peril (non-liability portion) .....												
5.2 Commercial multiple peril (liability portion) .....												
6. Mortgage guaranty .....												
8. Ocean marine .....												
9. Inland marine .....												
10. Financial guaranty .....												
11. Medical professional liability .....												
12. Earthquake .....												
13. Group accident and health (b) .....												
14. Credit accident and health (group and individual) .....												
15.1 Collectively renewable accident and health (b) .....												
15.2 Non-cancelable accident and health(b) .....												
15.3 Guaranteed renewable accident and health(b) .....												
15.4 Non-renewable for stated reasons only (b) .....												
15.5 Other accident only .....												
15.6 Medicare Title XVIII exempt from state taxes or fees .....												
15.7 All other accident and health (b) .....												
15.8 Federal employees health benefits plan premium (b) .....												
16. Workers' compensation .....												
17.1 Other Liability - occurrence .....												
17.2 Other Liability - claims made .....												
17.3 Excess workers' compensation .....												
18. Products liability .....												
19.1 Private passenger auto no-fault (personal injury protection) .....												
19.2 Other private passenger auto liability .....												
19.3 Commercial auto no-fault (personal injury protection) .....												
19.4 Other commercial auto liability .....												
21.1 Private passenger auto physical damage .....												
21.2 Commercial auto physical damage .....												
22. Aircraft (all perils) .....												
23. Fidelity .....												
24. Surety .....												
26. Burglary and theft .....												
27. Boiler and machinery .....												
28. Credit .....												
30. Warranty .....												
34. Aggregate write-ins for other lines of business .....												
35. TOTALS (a) .....												
DETAILS OF WRITE-INS												
3401. ....												
3402. ....												
3403. ....												
3498. Summary of remaining write-ins for Line 34 from overflow page .....												
3499. Totals (Lines 3401 thru 3403 plus 3498)(Line 34 above) .....												

(a) Finance and service charges not included in Lines 1 to 35 \$ .....  
(b) For health business on indicated lines report: Number of persons insured under PPO managed care products ..... and number of persons insured under indemnity only products .....



ANNUAL STATEMENT FOR THE YEAR 2013 OF THE NATIONWIDE INDEMNITY COMPANY  
EXHIBIT OF PREMIUMS AND LOSSES (Statutory Page 14)

NAIC Group Code 0140 BUSINESS IN THE STATE OF Iowa DURING THE YEAR 2013 NAIC Company Code 10070

Line of Business	Gross Premiums, Including Policy and Membership Fees, Less Return Premiums and Premiums on Policies not Taken		3 Dividends Paid or Credited to Policyholders on Direct Business	4 Direct Unearned Premium Reserves	5 Direct Losses Paid (deducting salvage)	6 Direct Losses Incurred	7 Direct Losses Unpaid	8 Direct Defense and Cost Containment Expense Paid	9 Direct Defense and Cost Containment Expense Incurred	10 Direct Defense and Cost Containment Expense Unpaid	11 Commissions and Brokerage Expenses	12 Taxes, Licenses and Fees
	1 Direct Premiums Written	2 Direct Premiums Earned										
1. Fire .....												
2.1 Allied lines .....												
2.2 Multiple peril crop .....												
2.3 Federal flood .....												
3. Farmowners multiple peril .....												
4. Homeowners multiple peril .....												
5.1 Commercial multiple peril (non-liability portion) .....												
5.2 Commercial multiple peril (liability portion) .....												
6. Mortgage guaranty .....												
8. Ocean marine .....												
9. Inland marine .....												
10. Financial guaranty .....												
11. Medical professional liability .....												
12. Earthquake .....												
13. Group accident and health (b) .....												
14. Credit accident and health (group and individual) .....												
15.1 Collectively renewable accident and health (b) .....												
15.2 Non-cancelable accident and health(b) .....												
15.3 Guaranteed renewable accident and health(b) .....												
15.4 Non-renewable for stated reasons only (b) .....												
15.5 Other accident only .....												
15.6 Medicare Title XVIII exempt from state taxes or fees .....												
15.7 All other accident and health (b) .....												
15.8 Federal employees health benefits plan premium (b) .....												
16. Workers' compensation .....												
17.1 Other Liability - occurrence .....												
17.2 Other Liability - claims made .....												
17.3 Excess workers' compensation .....												
18. Products liability .....												
19.1 Private passenger auto no-fault (personal injury protection) .....												
19.2 Other private passenger auto liability .....												
19.3 Commercial auto no-fault (personal injury protection) .....												
19.4 Other commercial auto liability .....												
21.1 Private passenger auto physical damage .....												
21.2 Commercial auto physical damage .....												
22. Aircraft (all perils) .....												
23. Fidelity .....												
24. Surety .....												
26. Burglary and theft .....												
27. Boiler and machinery .....												
28. Credit .....												
30. Warranty .....												
34. Aggregate write-ins for other lines of business .....												
35. TOTALS (a) .....												
DETAILS OF WRITE-INS												
3401. ....												
3402. ....												
3403. ....												
3498. Summary of remaining write-ins for Line 34 from overflow page .....												
3499. Totals (Lines 3401 thru 3403 plus 3498)(Line 34 above) .....												

(a) Finance and service charges not included in Lines 1 to 35 \$ .....  
(b) For health business on indicated lines report: Number of persons insured under PPO managed care products ..... and number of persons insured under indemnity only products .....



ANNUAL STATEMENT FOR THE YEAR 2013 OF THE NATIONWIDE INDEMNITY COMPANY  
EXHIBIT OF PREMIUMS AND LOSSES (Statutory Page 14)

NAIC Group Code 0140 BUSINESS IN THE STATE OF New York DURING THE YEAR 2013 NAIC Company Code 10070

Line of Business		Gross Premiums, Including Policy and Membership Fees, Less Return Premiums and Premiums on Policies not Taken		3 Dividends Paid or Credited to Policyholders on Direct Business	4 Direct Unearned Premium Reserves	5 Direct Losses Paid (deducting salvage)	6 Direct Losses Incurred	7 Direct Losses Unpaid	8 Direct Defense and Cost Containment Expense Paid	9 Direct Defense and Cost Containment Expense Incurred	10 Direct Defense and Cost Containment Expense Unpaid	11 Commissions and Brokerage Expenses	12 Taxes, Licenses and Fees
		1 Direct Premiums Written	2 Direct Premiums Earned										
1.	Fire .....												
2.1	Allied lines .....												
2.2	Multiple peril crop .....												
2.3	Federal flood .....												
3.	Farmowners multiple peril .....												
4.	Homeowners multiple peril .....												
5.1	Commercial multiple peril (non-liability portion) .....												
5.2	Commercial multiple peril (liability portion) .....												
6.	Mortgage guaranty .....												
8.	Ocean marine .....												
9.	Inland marine .....												
10.	Financial guaranty .....												
11.	Medical professional liability .....												
12.	Earthquake .....												
13.	Group accident and health (b) .....												
14.	Credit accident and health (group and individual) .....												
15.1	Collectively renewable accident and health (b) .....												
15.2	Non-cancelable accident and health(b) .....												
15.3	Guaranteed renewable accident and health(b) .....												
15.4	Non-renewable for stated reasons only (b) .....												
15.5	Other accident only .....												
15.6	Medicare Title XVIII exempt from state taxes or fees .....												
15.7	All other accident and health (b) .....												
15.8	Federal employees health benefits plan premium (b) .....												
16.	Workers' compensation .....												
17.1	Other Liability - occurrence .....												
17.2	Other Liability - claims made .....												
17.3	Excess workers' compensation .....												
18.	Products liability .....												
19.1	Private passenger auto no-fault (personal injury protection) .....												
19.2	Other private passenger auto liability .....												
19.3	Commercial auto no-fault (personal injury protection) .....												
19.4	Other commercial auto liability .....												
21.1	Private passenger auto physical damage .....												
21.2	Commercial auto physical damage .....												
22.	Aircraft (all perils) .....												
23.	Fidelity .....												
24.	Surety .....												
26.	Burglary and theft .....												
27.	Boiler and machinery .....												
28.	Credit .....												
30.	Warranty .....												
34.	Aggregate write-ins for other lines of business .....												
35.	TOTALS (a) .....												
DETAILS OF WRITE-INS													
3401.	.....												
3402.	.....												
3403.	.....												
3498.	Summary of remaining write-ins for Line 34 from overflow page .....												
3499.	Totals (Lines 3401 thru 3403 plus 3498)(Line 34 above) .....												

(a) Finance and service charges not included in Lines 1 to 35 \$ .....  
(b) For health business on indicated lines report: Number of persons insured under PPO managed care products ..... and number of persons insured under indemnity only products .....



ANNUAL STATEMENT FOR THE YEAR 2013 OF THE NATIONWIDE INDEMNITY COMPANY

EXHIBIT OF PREMIUMS AND LOSSES (Statutory Page 14)

NAIC Group Code 0140 BUSINESS IN THE STATE OF Ohio DURING THE YEAR 2013 NAIC Company Code 10070

Line of Business		Gross Premiums, Including Policy and Membership Fees, Less Return Premiums and Premiums on Policies not Taken		3 Dividends Paid or Credited to Policyholders on Direct Business	4 Direct Unearned Premium Reserves	5 Direct Losses Paid (deducting salvage)	6 Direct Losses Incurred	7 Direct Losses Unpaid	8 Direct Defense and Cost Containment Expense Paid	9 Direct Defense and Cost Containment Expense Incurred	10 Direct Defense and Cost Containment Expense Unpaid	11 Commissions and Brokerage Expenses	12 Taxes, Licenses and Fees
		1 Direct Premiums Written	2 Direct Premiums Earned										
1.	Fire .....												
2.1	Allied lines .....												
2.2	Multiple peril crop .....												
2.3	Federal flood .....												
3.	Farmowners multiple peril .....												
4.	Homeowners multiple peril .....												
5.1	Commercial multiple peril (non-liability portion) .....												
5.2	Commercial multiple peril (liability portion) .....												
6.	Mortgage guaranty .....												
8.	Ocean marine .....												
9.	Inland marine .....												
10.	Financial guaranty .....												
11.	Medical professional liability .....												
12.	Earthquake .....												
13.	Group accident and health (b) .....												
14.	Credit accident and health (group and individual) .....												
15.1	Collectively renewable accident and health (b) .....												
15.2	Non-cancelable accident and health(b) .....												
15.3	Guaranteed renewable accident and health(b) .....												
15.4	Non-renewable for stated reasons only (b) .....												
15.5	Other accident only .....												
15.6	Medicare Title XVIII exempt from state taxes or fees .....												
15.7	All other accident and health (b) .....												
15.8	Federal employees health benefits plan premium (b) .....												
16.	Workers' compensation .....												
17.1	Other Liability - occurrence .....												
17.2	Other Liability - claims made .....												
17.3	Excess workers' compensation .....												
18.	Products liability .....												
19.1	Private passenger auto no-fault (personal injury protection) .....												
19.2	Other private passenger auto liability .....												
19.3	Commercial auto no-fault (personal injury protection) .....												
19.4	Other commercial auto liability .....												
21.1	Private passenger auto physical damage .....												
21.2	Commercial auto physical damage .....												
22.	Aircraft (all perils) .....												
23.	Fidelity .....												
24.	Surety .....												
26.	Burglary and theft .....												
27.	Boiler and machinery .....												
28.	Credit .....												
30.	Warranty .....												
34.	Aggregate write-ins for other lines of business .....												
35.	TOTALS (a) .....												
DETAILS OF WRITE-INS													
3401.	.....												
3402.	.....												
3403.	.....												
3498.	Summary of remaining write-ins for Line 34 from overflow page .....												
3499.	Totals (Lines 3401 thru 3403 plus 3498)(Line 34 above) .....												

(a) Finance and service charges not included in Lines 1 to 35 \$ .....  
(b) For health business on indicated lines report: Number of persons insured under PPO managed care products ..... and number of persons insured under indemnity only products .....



ANNUAL STATEMENT FOR THE YEAR 2013 OF THE NATIONWIDE INDEMNITY COMPANY

EXHIBIT OF PREMIUMS AND LOSSES (Statutory Page 14)

NAIC Group Code 0140 BUSINESS IN THE STATE OF Wisconsin DURING THE YEAR 2013 NAIC Company Code 10070

Line of Business		Gross Premiums, Including Policy and Membership Fees, Less Return Premiums and Premiums on Policies not Taken		3 Dividends Paid or Credited to Policyholders on Direct Business	4 Direct Unearned Premium Reserves	5 Direct Losses Paid (deducting salvage)	6 Direct Losses Incurred	7 Direct Losses Unpaid	8 Direct Defense and Cost Containment Expense Paid	9 Direct Defense and Cost Containment Expense Incurred	10 Direct Defense and Cost Containment Expense Unpaid	11 Commissions and Brokerage Expenses	12 Taxes, Licenses and Fees
		1 Direct Premiums Written	2 Direct Premiums Earned										
1.	Fire .....												
2.1	Allied lines .....												
2.2	Multiple peril crop .....												
2.3	Federal flood .....												
3.	Farmowners multiple peril .....												
4.	Homeowners multiple peril .....												
5.1	Commercial multiple peril (non-liability portion) .....												
5.2	Commercial multiple peril (liability portion) .....												
6.	Mortgage guaranty .....												
8.	Ocean marine .....												
9.	Inland marine .....												
10.	Financial guaranty .....												
11.	Medical professional liability .....												
12.	Earthquake .....												
13.	Group accident and health (b) .....												
14.	Credit accident and health (group and individual) .....												
15.1	Collectively renewable accident and health (b) .....												
15.2	Non-cancelable accident and health(b) .....												
15.3	Guaranteed renewable accident and health(b) .....												
15.4	Non-renewable for stated reasons only (b) .....												
15.5	Other accident only .....												
15.6	Medicare Title XVIII exempt from state taxes or fees .....												
15.7	All other accident and health (b) .....												
15.8	Federal employees health benefits plan premium (b) .....												
16.	Workers' compensation .....												
17.1	Other Liability - occurrence .....												
17.2	Other Liability - claims made .....												
17.3	Excess workers' compensation .....												
18.	Products liability .....												
19.1	Private passenger auto no-fault (personal injury protection) .....												
19.2	Other private passenger auto liability .....												
19.3	Commercial auto no-fault (personal injury protection) .....												
19.4	Other commercial auto liability .....												
21.1	Private passenger auto physical damage .....												
21.2	Commercial auto physical damage .....												
22.	Aircraft (all perils) .....												
23.	Fidelity .....												
24.	Surety .....												
26.	Burglary and theft .....												
27.	Boiler and machinery .....												
28.	Credit .....												
30.	Warranty .....												
34.	Aggregate write-ins for other lines of business .....												
35.	TOTALS (a) .....												
DETAILS OF WRITE-INS													
3401.	.....												
3402.	.....												
3403.	.....												
3498.	Summary of remaining write-ins for Line 34 from overflow page .....												
3499.	Totals (Lines 3401 thru 3403 plus 3498)(Line 34 above) .....												

(a) Finance and service charges not included in Lines 1 to 35 \$ .....  
(b) For health business on indicated lines report: Number of persons insured under PPO managed care products ..... and number of persons insured under indemnity only products .....



ANNUAL STATEMENT FOR THE YEAR 2013 OF THE NATIONWIDE INDEMNITY COMPANY  
EXHIBIT OF PREMIUMS AND LOSSES (Statutory Page 14)

NAIC Group Code 0140 BUSINESS IN THE STATE OF Grand Total DURING THE YEAR 2013 NAIC Company Code 10070

Line of Business		Gross Premiums, Including Policy and Membership Fees, Less Return Premiums and Premiums on Policies not Taken		3 Dividends Paid or Credited to Policyholders on Direct Business	4 Direct Unearned Premium Reserves	5 Direct Losses Paid (deducting salvage)	6 Direct Losses Incurred	7 Direct Losses Unpaid	8 Direct Defense and Cost Containment Expense Paid	9 Direct Defense and Cost Containment Expense Incurred	10 Direct Defense and Cost Containment Expense Unpaid	11 Commissions and Brokerage Expenses	12 Taxes, Licenses and Fees
		1 Direct Premiums Written	2 Direct Premiums Earned										
1.	Fire .....												
2.1	Allied lines .....												
2.2	Multiple peril crop .....												
2.3	Federal flood .....												
3.	Farmowners multiple peril .....												
4.	Homeowners multiple peril .....												
5.1	Commercial multiple peril (non-liability portion) .....												
5.2	Commercial multiple peril (liability portion) .....												
6.	Mortgage guaranty .....												
8.	Ocean marine .....												
9.	Inland marine .....												
10.	Financial guaranty .....												
11.	Medical professional liability .....												
12.	Earthquake .....												
13.	Group accident and health (b) .....												
14.	Credit accident and health (group and individual) .....												
15.1	Collectively renewable accident and health (b) .....												
15.2	Non-cancelable accident and health(b) .....												
15.3	Guaranteed renewable accident and health(b) .....												
15.4	Non-renewable for stated reasons only (b) .....												
15.5	Other accident only .....												
15.6	Medicare Title XVIII exempt from state taxes or fees .....												
15.7	All other accident and health (b) .....												
15.8	Federal employees health benefits plan premium (b) .....												
16.	Workers' compensation .....												
17.1	Other Liability - occurrence .....												
17.2	Other Liability - claims made .....												
17.3	Excess workers' compensation .....												
18.	Products liability .....												
19.1	Private passenger auto no-fault (personal injury protection) .....												
19.2	Other private passenger auto liability .....												
19.3	Commercial auto no-fault (personal injury protection) .....												
19.4	Other commercial auto liability .....												
21.1	Private passenger auto physical damage .....												
21.2	Commercial auto physical damage .....												
22.	Aircraft (all perils) .....												
23.	Fidelity .....												
24.	Surety .....												
26.	Burglary and theft .....												
27.	Boiler and machinery .....												
28.	Credit .....												
30.	Warranty .....												
34.	Aggregate write-ins for other lines of business .....												
35.	TOTALS (a) .....												
DETAILS OF WRITE-INS													
3401.	.....												
3402.	.....												
3403.	.....												
3498.	Summary of remaining write-ins for Line 34 from overflow page .....												
3499.	Totals (Lines 3401 thru 3403 plus 3498)(Line 34 above) .....												

(a) Finance and service charges not included in Lines 1 to 35 \$ .....  
(b) For health business on indicated lines report: Number of persons insured under PPO managed care products ..... and number of persons insured under indemnity only products .....

ANNUAL STATEMENT FOR THE YEAR 2013 OF THE  NATIONWIDE INDEMNITY COMPANY

**SCHEDULE F - PART 1**

Assumed Reinsurance as of December 31, Current Year (000 OMITTED)

1  ID Number	2  NAIC Com- pany Code	3  Name of Reinsured	4  Domiciliary Jurisdiction	5  Assumed Premium	Reinsurance On		8  Cols. 6 + 7	9  Contingent Commissions Payable	10  Assumed Premiums Receivable	11  Unearned Premium	12  Funds Held By or Deposited With Reinsured Companies	13  Letters of Credit Posted	14  Amount of Assets Pledged or Compensating Balances to Secure Letters of Credit	15  Amount of Assets Pledged or Collateral Held in Trust
					6  Paid Losses and Loss Adjustment Expenses	7  Known Case Losses and LAE								
42-0618271	13838	Farmland Mutual Insurance Company	IA			1,785	1,785							
38-0865250	11991	National Casualty Company	WI	(248)	42,826	42,826	42,826		(617)		2,134			
31-4425763	23760	Nationwide General Insurance Company	OH	1	4,956	4,956	4,956		1,392		500			
31-4177110	23779	Nationwide Mutual Fire Insurance Company	OH		1,962	1,962	1,962							
31-4177100	23787	Nationwide Mutual Insurance Company	OH	(23)	49,586	49,586	49,586		1,544	49	3,542			
31-0970750	37877	Nationwide Property & Casualty Insurance Company	OH		1,216	1,216	1,216							
31-1024978	41297	Scottsdale Insurance Company	OH			11	11							
0399999. Affiliates - U.S. Non-Pool - Other				(270)		102,342	102,342		2,319	49	6,176			
0499999. Total - U.S. Non-Pool				(270)		102,342	102,342		2,319	49	6,176			
0799999. Total - Other (Non-U.S.)														
0899999. Total - Affiliates				(270)		102,342	102,342		2,319	49	6,176			
39-0264050	21458	Employers Insurance Wausau	WI	483		391,835	391,835		523		1,284			
0999998. Other U.S. Unaffiliated Insurers Reinsurance for which the total of Column 8 is less than \$100,000														
0999999. Total Other U.S. Unaffiliated Insurers				483		391,835	391,835		523		1,284			
1099998. Pools and Associations - Reinsurance for which the total of Column 8 is less than \$100,000 - Mandatory Pools														
1099999. Total Pools, Associations or Other Similar Facilities - Mandatory Pools														
1199998. Pools and Associations - Reinsurance for which the total of Column 8 is less than \$100,000 - Voluntary Pools														
1199999. Total Pools, Associations or Other Similar Facilities - Voluntary Pools														
1299999. Total - Pools and Associations														
1399998. Other Non-U.S. Insurers - Reinsurance for which the total of Column 8 is less than \$100,000														
1399999. Total Other Non-U.S. Insurers														
9999999 Totals				213		494,177	494,177		2,842	49	7,460			



Schedule F - Part 2

NONE

Schedule F - Part 3

NONE

Schedule F - Part 4

NONE

Schedule F - Part 5

NONE

Schedule F - Part 5 - Bank Footnote

NONE

Schedule F - Part 6 - Section 1 - Provision for Reinsurance Ceded to Certified Reinsurers

NONE

Schedule F - Part 6 - Section 1 - Bank Footnote

NONE

Schedule F - Part 6 - Section 2 - Provision for Overdue Reinsurance Ceded to Certified Reinsurers

NONE

Schedule F - Part 7 - Provision for Overdue Authorized Reinsurance

NONE

Schedule F - Part 8 - Provision for Overdue Reinsurance

NONE

Schedule F - Part 9 - Restatement of Balance Sheet to Identify Net Credit for Reinsurance

NONE

ANNUAL STATEMENT FOR THE YEAR 2013 OF THE   NATIONWIDE INDEMNITY COMPANY

**SCHEDULE H - ACCIDENT AND HEALTH EXHIBIT**

	Total		Group Accident and Health		Credit Accident and Health (Group and Individual)		Collectively Renewable		Other Individual Contracts									
									Non-Cancelable		Guaranteed Renewable		Non-Renewable for Stated Reasons Only		Other Accident Only		All Other	
	1 Amount	2 %	3 Amount	4 %	5 Amount	6 %	7 Amount	8 %	9 Amount	10 %	11 Amount	12 %	13 Amount	14 %	15 Amount	16 %	17 Amount	18 %
PART 1. - ANALYSIS OF UNDERWRITING OPERATIONS																		
1.   Premiums written .....		XXX		XXX		XXX		XXX		XXX		XXX		XXX		XXX		XXX
2.   Premiums earned .....		XXX		XXX		XXX		XXX		XXX		XXX		XXX		XXX		XXX
3.   Incurred claims .....	5,945		6,208														(263)	
4.   Cost containment expenses .....																		
5.   Incurred claims and cost containment expenses (Lines 3 and 4) .....	5,945		6,208														(263)	
6.   Increase in contract reserves .....																		
7.   Commissions (a) .....																		
8.   Other general insurance expenses .....																		
9.   Taxes, licenses and fees .....																		
10.   Total other expenses incurred .....																		
11.   Aggregate write-ins for deductions .....																		
12.   Gain from underwriting before dividends or refunds .....	(5,945)		(6,208)														263	
13.   Dividends or refunds .....																		
14.   Gain from underwriting after dividends or refunds .....	(5,945)		(6,208)														263	
DETAILS OF WRITE-INS																		
1101. ....																		
1102. ....																		
1103. ....																		
1198.   Summary of remaining write-ins for Line 11 from overflow page .....																		
1199.   Totals (Lines 1101 thru 1103 plus 1198)(Line 11 above) .....																		

(a) Includes \$                      reported as "Contract, membership and other fees retained by agents."

ANNUAL STATEMENT FOR THE YEAR 2013 OF THE NATIONWIDE INDEMNITY COMPANY

**SCHEDULE H - ACCIDENT AND HEALTH EXHIBIT (Continued)**

	1	2	3	4	Other Individual Contracts				
					5	6	7	8	9
	Total	Group Accident and Health	Credit Accident and Health (Group and Individual)	Collectively Renewable	Non-Cancelable	Guaranteed Renewable	Non-Renewable for Stated Reasons Only	Other Accident Only	All Other
<b>PART 2. - RESERVES AND LIABILITIES</b>									
A. Premium Reserves:									
1. Unearned premiums .....									
2. Advance premiums .....									
3. Reserve for rate credits .....									
4. Total premium reserves, current year .....									
5. Total premium reserves, prior year .....									
6. Increase in total premium reserves .....									
B. Contract Reserves:									
1. Additional reserves (a) .....									
2. Reserve for future contingent benefits (deferred maternity and other similar benefits) .....									
3. Total contract reserves, current year .....									
4. Total contract reserves, prior year .....									
5. Increase in contract reserves .....									
C. Claim Reserves and Liabilities:									
1. Total current year .....	26,063	16,242							9,821
2. Total prior year .....	20,586	9,871							10,715
3. Increase .....	5,477	6,371							(894)

<b>PART 3. - TEST OF PRIOR YEAR'S CLAIM RESERVES AND LIABILITIES</b>									
1. Claims paid during the year:									
1.1 On claims incurred prior to current year .....	468	(163)							631
1.2 On claims incurred during current year .....									
2. Claim reserves and liabilities, December 31, current year:									
2.1 On claims incurred prior to current year .....	26,063	16,242							9,821
2.2 On claims incurred during current year .....									
3. Test:									
3.1 Line 1.1 and 2.1 .....	26,531	16,079							10,452
3.2 Claim reserves and liabilities, December 31, prior year .....	20,586	9,871							10,715
3.3 Line 3.1 minus Line 3.2 .....	5,945	6,208							(263)

<b>PART 4. - REINSURANCE</b>									
A. Reinsurance Assumed:									
1. Premiums written .....									
2. Premiums earned .....									
3. Incurred claims .....	5,945	6,208							(263)
4. Commissions .....									
B. Reinsurance Ceded:									
1. Premiums written .....									
2. Premiums earned .....									
3. Incurred claims .....									
4. Commissions .....									

(a) Includes \$ ..... premium deficiency reserve.

ANNUAL STATEMENT FOR THE YEAR 2013 OF THE NATIONWIDE INDEMNITY COMPANY

**SCHEDULE H - PART 5 - HEALTH CLAIMS**

	1 Medical	2 Dental	3 Other	4 Total
A. Direct:				
1. Incurred Claims .....				
2. Beginning claim reserves and liabilities .....				
3. Ending claim reserves and liabilities .....				
4. Claims paid				
B. Assumed Reinsurance:				
5. Incurred Claims.....	5,945			5,945
6. Beginning claim reserves and liabilities .....	20,586			20,586
7. Ending claim reserves and liabilities .....	26,063			26,063
8. Claims paid	468			468
C. Ceded Reinsurance:				
9. Incurred Claims.....				
10. Beginning claim reserves and liabilities .....				
11. Ending claim reserves and liabilities .....				
12. Claims paid				
D. Net:				
13. Incurred Claims.....	5,945			5,945
14. Beginning claim reserves and liabilities .....	20,586			20,586
15. Ending claim reserves and liabilities .....	26,063			26,063
16. Claims paid	468			468
E. Net Incurred Claims and Cost Containment Expenses:				
17. Incurred claims and cost containment expenses .....	5,945			5,945
18. Beginning reserves and liabilities .....	20,586			20,586
19. Ending reserves and liabilities .....	26,063			26,063
20. Paid claims and cost containment expenses	468			468

ANNUAL STATEMENT FOR THE YEAR 2013 OF THE NATIONWIDE INDEMNITY COMPANY

**SCHEDULE P - PART 1A - HOMEOWNERS/FARMOWNERS**

(\$000 OMITTED)

Years in Which Premiums Were Earned and Losses Were Incurred	Premiums Earned			Loss and Loss Expense Payments								12
	1  Direct and Assumed	2  Ceded	3  Net (1 - 2)	Loss Payments		Defense and Cost Containment Payments		Adjusting and Other Payments		10  Salvage and Subrogation Received	11  Total Net Paid Cols (4 - 5 + 6 - 7 + 8 - 9)	Number of Claims Reported Direct and Assumed
				4  Direct and Assumed	5  Ceded	6  Direct and Assumed	7  Ceded	8  Direct and Assumed	9  Ceded			
1. Prior.....	XXX	XXX	XXX	(7)		7						XXX
2. 2004.....												
3. 2005.....												
4. 2006.....												
5. 2007.....	300		300									
6. 2008.....												
7. 2009.....												
8. 2010.....												
9. 2011.....												
10. 2012.....												
11. 2013.....												
12. Totals	XXX	XXX	XXX	(7)		7						XXX

	Losses Unpaid				Defense and Cost Containment Unpaid				Adjusting and Other Unpaid		23	24	25
	Case Basis		Bulk + IBNR		Case Basis		Bulk + IBNR		Adjusting and Other Unpaid		Salvage and Subrogation Anticipated	Total Net Losses and Expenses Unpaid	Number of Claims Outstanding Direct and Assumed
	13	14	15	16	17	18	19	20	21	22			
	Direct and Assumed	Ceded	Direct and Assumed	Ceded	Direct and Assumed	Ceded	Direct and Assumed	Ceded	Direct and Assumed	Ceded			
1. Prior.....	243		35		25							303	7
2. 2004.....													
3. 2005.....													
4. 2006.....													
5. 2007.....													
6. 2008.....													
7. 2009.....													
8. 2010.....													
9. 2011.....													
10. 2012.....													
11. 2013.....													
12. Totals	243		35		25							303	7

	Total Losses and Loss Expenses Incurred			Loss and Loss Expense Percentage (Incurred /Premiums Earned)			Nontabular Discount		34 Inter-Company Pooling Participation Percentage	Net Balance Sheet Reserves After Discount	
	26	27	28	29	30	31	32	33		35	36
	Direct and Assumed	Ceded	Net	Direct and Assumed	Ceded	Net	Loss	Loss Expense		Losses Unpaid	Loss Expenses Unpaid
1. Prior.....	XXX	XXX	XXX	XXX	XXX	XXX			XXX	278	25
2. 2004.....											
3. 2005.....											
4. 2006.....											
5. 2007.....											
6. 2008.....											
7. 2009.....											
8. 2010.....											
9. 2011.....											
10. 2012.....											
11. 2013.....											
12. Totals	XXX	XXX	XXX	XXX	XXX	XXX			XXX	278	25

ANNUAL STATEMENT FOR THE YEAR 2013 OF THE NATIONWIDE INDEMNITY COMPANY

**SCHEDULE P - PART 1B - PRIVATE PASSENGER AUTO LIABILITY/MEDICAL**

(\$000 OMITTED)

Years in Which Premiums Were Earned and Losses Were Incurred	Premiums Earned			Loss and Loss Expense Payments								12
	1  Direct and Assumed	2  Ceded	3  Net (1 - 2)	Loss Payments		Defense and Cost Containment Payments		Adjusting and Other Payments		10  Salvage and Subrogation Received	11  Total Net Paid Cols (4 - 5 + 6 - 7 + 8 - 9)	Number of Claims Reported Direct and Assumed
				4  Direct and Assumed	5  Ceded	6  Direct and Assumed	7  Ceded	8  Direct and Assumed	9  Ceded			
1. Prior.....	XXX	XXX	XXX	297							297	XXX
2. 2004.....	126		126									
3. 2005.....	(75)		(75)									
4. 2006.....	30		30									
5. 2007.....	(6)		(6)									
6. 2008.....	(16)		(16)									
7. 2009.....	4		4									
8. 2010.....	5		5									
9. 2011.....	(2)		(2)									
10. 2012.....	1		1									
11. 2013.....	2		2									
12. Totals	XXX	XXX	XXX	297							297	XXX

	Losses Unpaid				Defense and Cost Containment Unpaid				Adjusting and Other Unpaid		23	24	25
	Case Basis		Bulk + IBNR		Case Basis		Bulk + IBNR		Adjusting and Other Unpaid		Salvage and Subrogation Anticipated	Total Net Losses and Expenses Unpaid	Number of Claims Outstanding Direct and Assumed
	13	14	15	16	17	18	19	20	21	22			
	Direct and Assumed	Ceded	Direct and Assumed	Ceded	Direct and Assumed	Ceded	Direct and Assumed	Ceded	Direct and Assumed	Ceded			
1. Prior.....	1,851		(112)		(9)							1,730	616
2. 2004.....													
3. 2005.....													
4. 2006.....													
5. 2007.....													
6. 2008.....													
7. 2009.....													
8. 2010.....													
9. 2011.....													
10. 2012.....													
11. 2013.....													
12. Totals	1,851		(112)		(9)							1,730	616

	Total Losses and Loss Expenses Incurred			Loss and Loss Expense Percentage (Incurred /Premiums Earned)			Nontabular Discount		34 Inter-Company Pooling Participation Percentage	Net Balance Sheet Reserves After Discount	
	26	27	28	29	30	31	32	33		35	36
	Direct and Assumed	Ceded	Net	Direct and Assumed	Ceded	Net	Loss	Loss Expense		Losses Unpaid	Loss Expenses Unpaid
1. Prior.....	XXX	XXX	XXX	XXX	XXX	XXX			XXX	1,739	(9)
2. 2004.....											
3. 2005.....											
4. 2006.....											
5. 2007.....											
6. 2008.....											
7. 2009.....											
8. 2010.....											
9. 2011.....											
10. 2012.....											
11. 2013.....											
12. Totals	XXX	XXX	XXX	XXX	XXX	XXX			XXX	1,739	(9)

ANNUAL STATEMENT FOR THE YEAR 2013 OF THE NATIONWIDE INDEMNITY COMPANY  
**SCHEDULE P - PART 1C - COMMERCIAL AUTO/TRUCK LIABILITY/MEDICAL**  
(\$000 OMITTED)

Years in Which Premiums Were Earned and Losses Were Incurred	Premiums Earned			Loss and Loss Expense Payments								12
	1  Direct and Assumed	2  Ceded	3  Net (1 - 2)	Loss Payments		Defense and Cost Containment Payments		Adjusting and Other Payments		10  Salvage and Subrogation Received	11  Total Net Paid Cols (4 - 5 + 6 - 7 + 8 - 9)	Number of Claims Reported Direct and Assumed
				4	5	6	7	8	9			
				Direct and Assumed	Ceded	Direct and Assumed	Ceded	Direct and Assumed	Ceded			
1. Prior.....	XXX	XXX	XXX	(61)							(61)	XXX
2. 2004.....	(34)		(34)									
3. 2005.....	(2)		(2)									
4. 2006.....	(100)		(100)									
5. 2007.....	96		96									
6. 2008.....	(6)		(6)									
7. 2009.....	(58)		(58)									
8. 2010.....	(43)		(43)									
9. 2011.....	(18)		(18)									
10. 2012.....	(8)		(8)									
11. 2013.....	(38)		(38)									
12. Totals	XXX	XXX	XXX	(61)							(61)	XXX

	Losses Unpaid				Defense and Cost Containment Unpaid				Adjusting and Other Unpaid		23	24	25
	Case Basis		Bulk + IBNR		Case Basis		Bulk + IBNR						
	13	14	15	16	17	18	19	20	21	22			
	Direct and Assumed	Ceded	Direct and Assumed	Ceded	Direct and Assumed	Ceded	Direct and Assumed	Ceded	Direct and Assumed	Ceded			
1. Prior.....	2,775		(99)		52							2,728	164
2. 2004.....													
3. 2005.....													
4. 2006.....													
5. 2007.....													
6. 2008.....													
7. 2009.....													
8. 2010.....													
9. 2011.....													
10. 2012.....													
11. 2013.....													
12. Totals	2,775		(99)		52							2,728	164

	Total Losses and Loss Expenses Incurred			Loss and Loss Expense Percentage (Incurred /Premiums Earned)			Nontabular Discount		34 Inter-Company Pooling Participation Percentage	Net Balance Sheet Reserves After Discount	
	26	27	28	29	30	31	32	33		35	36
	Direct and Assumed	Ceded	Net	Direct and Assumed	Ceded	Net	Loss	Loss Expense		Losses Unpaid	Loss Expenses Unpaid
1. Prior.....	XXX	XXX	XXX	XXX	XXX	XXX			XXX	2,676	52
2. 2004.....											
3. 2005.....											
4. 2006.....											
5. 2007.....											
6. 2008.....											
7. 2009.....											
8. 2010.....											
9. 2011.....											
10. 2012.....											
11. 2013.....											
12. Totals	XXX	XXX	XXX	XXX	XXX	XXX			XXX	2,676	52

ANNUAL STATEMENT FOR THE YEAR 2013 OF THE NATIONWIDE INDEMNITY COMPANY

SCHEDULE P - PART 1D - WORKERS' COMPENSATION  
(EXCLUDING EXCESS WORKERS' COMPENSATION)

(\$000 OMITTED)

Years in Which Premiums Were Earned and Losses Were Incurred	Premiums Earned			Loss and Loss Expense Payments								12
	1  Direct and Assumed	2  Ceded	3  Net (1 - 2)	Loss Payments		Defense and Cost Containment Payments		Adjusting and Other Payments		10  Salvage and Subrogation Received	11  Total Net Paid Cols (4 - 5 + 6 - 7 + 8 - 9)	Number of Claims Reported Direct and Assumed
				4	5	6	7	8	9			
				Direct and Assumed	Ceded	Direct and Assumed	Ceded	Direct and Assumed	Ceded			
1. Prior.....	XXX	XXX	XXX	1,885		201					2,085	XXX
2. 2004.....	83		83									
3. 2005.....	62		62									
4. 2006.....	32		32									
5. 2007.....	28		28									
6. 2008.....	130		130									
7. 2009.....	(1)		(1)									
8. 2010.....	62		62									
9. 2011.....	(7)		(7)									
10. 2012.....	(1)		(1)									
11. 2013.....	11		11									
12. Totals	XXX	XXX	XXX	1,885		201					2,085	XXX

	Losses Unpaid				Defense and Cost Containment Unpaid				Adjusting and Other Unpaid		23	24	25
	Case Basis		Bulk + IBNR		Case Basis		Bulk + IBNR		Adjusting and Other Unpaid		Salvage and Subrogation Anticipated	Total Net Losses and Expenses Unpaid	Number of Claims Outstanding Direct and Assumed
	13	14	15	16	17	18	19	20	21	22			
	Direct and Assumed	Ceded	Direct and Assumed	Ceded	Direct and Assumed	Ceded	Direct and Assumed	Ceded	Direct and Assumed	Ceded			
1. Prior.....	12,787		12,707		963		2,864					29,322	2,109
2. 2004.....													
3. 2005.....													
4. 2006.....													
5. 2007.....													
6. 2008.....													
7. 2009.....													
8. 2010.....													
9. 2011.....													
10. 2012.....													
11. 2013.....													
12. Totals	12,787		12,707		963		2,864					29,322	2,109

	Total Losses and Loss Expenses Incurred			Loss and Loss Expense Percentage (Incurred /Premiums Earned)			Nontabular Discount		34	Net Balance Sheet Reserves After Discount	
	26	27	28	29	30	31	32	33	Inter- Company Pooling Participation Percentage	35	36
	Direct and Assumed	Ceded	Net	Direct and Assumed	Ceded	Net	Loss	Loss Expense		Losses Unpaid	Loss Expenses Unpaid
1. Prior.....	XXX	XXX	XXX	XXX	XXX	XXX			XXX	25,494	3,827
2. 2004.....											
3. 2005.....											
4. 2006.....											
5. 2007.....											
6. 2008.....											
7. 2009.....											
8. 2010.....											
9. 2011.....											
10. 2012.....											
11. 2013.....											
12. Totals	XXX	XXX	XXX	XXX	XXX	XXX			XXX	25,494	3,827



ANNUAL STATEMENT FOR THE YEAR 2013 OF THE NATIONWIDE INDEMNITY COMPANY

**SCHEDULE P - PART 1E - COMMERCIAL MULTIPLE PERIL**

(\$000 OMITTED)

Years in Which Premiums Were Earned and Losses Were Incurred	Premiums Earned			Loss and Loss Expense Payments								12
	1  Direct and Assumed	2  Ceded	3  Net (1 - 2)	Loss Payments		Defense and Cost Containment Payments		Adjusting and Other Payments		10  Salvage and Subrogation Received	11  Total Net Paid Cols (4 - 5 + 6 - 7 + 8 - 9)	Number of Claims Reported Direct and Assumed
				4  Direct and Assumed	5  Ceded	6  Direct and Assumed	7  Ceded	8  Direct and Assumed	9  Ceded			
1. Prior.....	XXX	XXX	XXX	(736)		733		157			154	XXX
2. 2004.....	(2)		(2)									
3. 2005.....	7		7									
4. 2006.....	7		7									
5. 2007.....	1		1									
6. 2008.....												
7. 2009.....	(3)		(3)									
8. 2010.....	(3)		(3)									
9. 2011.....												
10. 2012.....												
11. 2013.....												
12. Totals	XXX	XXX	XXX	(736)		733		157			154	XXX

	Losses Unpaid				Defense and Cost Containment Unpaid				Adjusting and Other Unpaid		23	24	25
	Case Basis		Bulk + IBNR		Case Basis		Bulk + IBNR		Adjusting and Other Unpaid		Salvage and Subrogation Anticipated	Total Net Losses and Expenses Unpaid	Number of Claims Outstanding Direct and Assumed
	13	14	15	16	17	18	19	20	21	22			
	Direct and Assumed	Ceded	Direct and Assumed	Ceded	Direct and Assumed	Ceded	Direct and Assumed	Ceded	Direct and Assumed	Ceded			
1. Prior.....	4,387		12,602		8,557		14,385		269			40,199	8,025
2. 2004.....													
3. 2005.....													
4. 2006.....													
5. 2007.....													
6. 2008.....													
7. 2009.....													
8. 2010.....													
9. 2011.....													
10. 2012.....													
11. 2013.....													
12. Totals	4,387		12,602		8,557		14,385		269			40,199	8,025

	Total Losses and Loss Expenses Incurred			Loss and Loss Expense Percentage (Incurred /Premiums Earned)			Nontabular Discount		34 Inter-Company Pooling Participation Percentage	Net Balance Sheet Reserves After Discount	
	26	27	28	29	30	31	32	33		35	36
	Direct and Assumed	Ceded	Net	Direct and Assumed	Ceded	Net	Loss	Loss Expense		Losses Unpaid	Loss Expenses Unpaid
1. Prior.....	XXX	XXX	XXX	XXX	XXX	XXX			XXX	16,988	23,211
2. 2004.....											
3. 2005.....											
4. 2006.....											
5. 2007.....											
6. 2008.....											
7. 2009.....											
8. 2010.....											
9. 2011.....											
10. 2012.....											
11. 2013.....											
12. Totals	XXX	XXX	XXX	XXX	XXX	XXX			XXX	16,988	23,211

ANNUAL STATEMENT FOR THE YEAR 2013 OF THE NATIONWIDE INDEMNITY COMPANY

SCHEDULE P - PART 1F - SECTION 1 - MEDICAL PROFESSIONAL LIABILITY - OCCURRENCE

(\$000 OMITTED)

Years in Which Premiums Were Earned and Losses Were Incurred	Premiums Earned			Loss and Loss Expense Payments								12
	1  Direct and Assumed	2  Ceded	3  Net (1 - 2)	Loss Payments		Defense and Cost Containment Payments		Adjusting and Other Payments		10  Salvage and Subrogation Received	11  Total Net Paid Cols (4 - 5 + 6 - 7 + 8 - 9)	Number of Claims Reported Direct and Assumed
				4  Direct and Assumed	5  Ceded	6  Direct and Assumed	7  Ceded	8  Direct and Assumed	9  Ceded			
1. Prior.....	XXX	XXX	XXX	(15)		(11)					(26)	XXX
2. 2004.....												
3. 2005.....												
4. 2006.....												
5. 2007.....												
6. 2008.....												
7. 2009.....												
8. 2010.....												
9. 2011.....												
10. 2012.....												
11. 2013.....												
12. Totals	XXX	XXX	XXX	(15)		(11)					(26)	XXX

	Losses Unpaid				Defense and Cost Containment Unpaid				Adjusting and Other Unpaid		23	24	25
	Case Basis		Bulk + IBNR		Case Basis		Bulk + IBNR		Adjusting and Other Unpaid		Salvage and Subrogation Anticipated	Total Net Losses and Expenses Unpaid	Number of Claims Outstanding Direct and Assumed
	13	14	15	16	17	18	19	20	21	22			
	Direct and Assumed	Ceded	Direct and Assumed	Ceded	Direct and Assumed	Ceded	Direct and Assumed	Ceded	Direct and Assumed	Ceded			
1. Prior.....	(28)				(1)		(13)					(43)	76
2. 2004.....													
3. 2005.....													
4. 2006.....													
5. 2007.....													
6. 2008.....													
7. 2009.....													
8. 2010.....													
9. 2011.....													
10. 2012.....													
11. 2013.....													
12. Totals	(28)				(1)		(13)					(43)	76

	Total Losses and Loss Expenses Incurred			Loss and Loss Expense Percentage (Incurred /Premiums Earned)			Nontabular Discount		34 Inter-Company Pooling Participation Percentage	Net Balance Sheet Reserves After Discount	
	26	27	28	29	30	31	32	33		35	36
	Direct and Assumed	Ceded	Net	Direct and Assumed	Ceded	Net	Loss	Loss Expense		Losses Unpaid	Loss Expenses Unpaid
1. Prior.....	XXX	XXX	XXX	XXX	XXX	XXX			XXX	(28)	(15)
2. 2004.....											
3. 2005.....											
4. 2006.....											
5. 2007.....											
6. 2008.....											
7. 2009.....											
8. 2010.....											
9. 2011.....											
10. 2012.....											
11. 2013.....											
12. Totals	XXX	XXX	XXX	XXX	XXX	XXX			XXX	(28)	(15)

ANNUAL STATEMENT FOR THE YEAR 2013 OF THE NATIONWIDE INDEMNITY COMPANY

SCHEDULE P - PART 1F - SECTION 2 - MEDICAL PROFESSIONAL LIABILITY - CLAIMS-MADE

(\$000 OMITTED)

Years in Which Premiums Were Earned and Losses Were Incurred	Premiums Earned			Loss and Loss Expense Payments								12
	1 Direct and Assumed	2 Ceded	3 Net (1 - 2)	Loss Payments		Defense and Cost Containment Payments		Adjusting and Other Payments		10 Salvage and Subrogation Received	11 Total Net Paid Cols (4 - 5 + 6 - 7 + 8 - 9)	Number of Claims Reported Direct and Assumed
				4	5	6	7	8	9			
				Direct and Assumed	Ceded	Direct and Assumed	Ceded	Direct and Assumed	Ceded			
1. Prior.....	XXX	XXX	XXX									XXX
2. 2004.....												
3. 2005.....												
4. 2006.....												
5. 2007.....												
6. 2008.....												
7. 2009.....												
8. 2010.....												
9. 2011.....												
10. 2012.....												
11. 2013.....												
12. Totals	XXX	XXX	XXX									XXX

	Losses Unpaid				Defense and Cost Containment Unpaid				Adjusting and Other Unpaid		23	24	25
	Case Basis		Bulk + IBNR		Case Basis		Bulk + IBNR						
	13	14	15	16	17	18	19	20	21	22			
	Direct and Assumed	Ceded	Direct and Assumed	Ceded	Direct and Assumed	Ceded	Direct and Assumed	Ceded	Direct and Assumed	Ceded			
1. Prior.....													
2. 2004.....													
3. 2005.....													
4. 2006.....													
5. 2007.....													
6. 2008.....													
7. 2009.....													
8. 2010.....													
9. 2011.....													
10. 2012.....													
11. 2013.....													
12. Totals													

	Total Losses and Loss Expenses Incurred			Loss and Loss Expense Percentage (Incurred /Premiums Earned)			Nontabular Discount		34 Inter-Company Pooling Participation Percentage	Net Balance Sheet Reserves After Discount	
	26	27	28	29	30	31	32	33		35	36
	Direct and Assumed	Ceded	Net	Direct and Assumed	Ceded	Net	Loss	Loss Expense		Losses Unpaid	Loss Expenses Unpaid
1. Prior.....	XXX	XXX	XXX	XXX	XXX	XXX			XXX		
2. 2004.....											
3. 2005.....											
4. 2006.....											
5. 2007.....											
6. 2008.....											
7. 2009.....											
8. 2010.....											
9. 2011.....											
10. 2012.....											
11. 2013.....											
12. Totals	XXX	XXX	XXX	XXX	XXX	XXX			XXX		

ANNUAL STATEMENT FOR THE YEAR 2013 OF THE NATIONWIDE INDEMNITY COMPANY

SCHEDULE P - PART 1G - SPECIAL LIABILITY (OCEAN MARINE, AIRCRAFT (ALL PERILS),  
BOILER AND MACHINERY)

(\$000 OMITTED)

Years in Which Premiums Were Earned and Losses Were Incurred	Premiums Earned			Loss and Loss Expense Payments								12
	1	2	3	Loss Payments		Defense and Cost Containment Payments		Adjusting and Other Payments		10	11	Number of Claims Reported Direct and Assumed
	Direct and Assumed	Ceded	Net (1 - 2)	4  Direct and Assumed	5  Ceded	6  Direct and Assumed	7  Ceded	8  Direct and Assumed	9  Ceded	Salvage and Subrogation Received	Total Net Paid Cols (4 - 5 + 6 - 7 + 8 - 9)	
1. Prior.....	XXX	XXX	XXX	16		7					23	XXX
2. 2004.....	(20)		(20)									XXX
3. 2005.....	144		144									XXX
4. 2006.....	31		31									XXX
5. 2007.....	1		1									XXX
6. 2008.....	20		20									XXX
7. 2009.....	(13)		(13)									XXX
8. 2010.....	3		3									XXX
9. 2011.....	3		3									XXX
10. 2012.....	(3)		(3)									XXX
11. 2013.....												XXX
12. Totals	XXX	XXX	XXX	16		7					23	XXX

	Losses Unpaid				Defense and Cost Containment Unpaid				Adjusting and Other Unpaid		23	24	25
	Case Basis		Bulk + IBNR		Case Basis		Bulk + IBNR				Salvage and Subrogation Anticipated	Total Net Losses and Expenses Unpaid	Number of Claims Outstanding Direct and Assumed
	13	14	15	16	17	18	19	20	21	22			
	Direct and Assumed	Ceded	Direct and Assumed	Ceded	Direct and Assumed	Ceded	Direct and Assumed	Ceded	Direct and Assumed	Ceded			
1. Prior.....	490		769		93							1,352	137
2. 2004.....													
3. 2005.....													
4. 2006.....													
5. 2007.....													
6. 2008.....													
7. 2009.....													
8. 2010.....													
9. 2011.....													
10. 2012.....													
11. 2013.....													
12. Totals	490		769		93							1,352	137

	Total Losses and Loss Expenses Incurred			Loss and Loss Expense Percentage (Incurred /Premiums Earned)			Nontabular Discount		34	Net Balance Sheet Reserves After Discount	
	26	27	28	29	30	31	32	33	Inter-Company Pooling Participation Percentage	35	36
	Direct and Assumed	Ceded	Net	Direct and Assumed	Ceded	Net	Loss	Loss Expense		Losses Unpaid	Loss Expenses Unpaid
1. Prior.....	XXX	XXX	XXX	XXX	XXX	XXX			XXX	1,259	93
2. 2004.....											
3. 2005.....											
4. 2006.....											
5. 2007.....											
6. 2008.....											
7. 2009.....											
8. 2010.....											
9. 2011.....											
10. 2012.....											
11. 2013.....											
12. Totals	XXX	XXX	XXX	XXX	XXX	XXX			XXX	1,259	93

ANNUAL STATEMENT FOR THE YEAR 2013 OF THE NATIONWIDE INDEMNITY COMPANY

**SCHEDULE P - PART 1H - SECTION 1 - OTHER LIABILITY - OCCURRENCE**

(\$000 OMITTED)

Years in Which Premiums Were Earned and Losses Were Incurred	Premiums Earned			Loss and Loss Expense Payments								12
	1  Direct and Assumed	2  Ceded	3  Net (1 - 2)	Loss Payments		Defense and Cost Containment Payments		Adjusting and Other Payments		10  Salvage and Subrogation Received	11  Total Net Paid Cols (4 - 5 + 6 - 7 + 8 - 9)	Number of Claims Reported Direct and Assumed
				4  Direct and Assumed	5  Ceded	6  Direct and Assumed	7  Ceded	8  Direct and Assumed	9  Ceded			
1. Prior.....	XXX	XXX	XXX	28,154		18,786		16,366			63,306	XXX
2. 2004.....	1,483		1,483					211			211	
3. 2005.....	2,448		2,448					375			375	
4. 2006.....	(518)		(518)					119			119	
5. 2007.....	1,509		1,509					305			305	
6. 2008.....	1,114		1,114									
7. 2009.....	3,887		3,887									
8. 2010.....	908		908									
9. 2011.....	530		530									
10. 2012.....	1,570		1,570									
11. 2013.....	553		553									
12. Totals	XXX	XXX	XXX	28,154		18,786		17,376			64,316	XXX

	Losses Unpaid				Defense and Cost Containment Unpaid				Adjusting and Other Unpaid		23	24	25
	Case Basis		Bulk + IBNR		Case Basis		Bulk + IBNR		Adjusting and Other Unpaid		Salvage and Subrogation Anticipated	Total Net Losses and Expenses Unpaid	Number of Claims Outstanding Direct and Assumed
	13	14	15	16	17	18	19	20	21	22			
	Direct and Assumed	Ceded	Direct and Assumed	Ceded	Direct and Assumed	Ceded	Direct and Assumed	Ceded	Direct and Assumed	Ceded			
1. Prior.....	53,429		195,749		22,250		169,269		5,197			445,894	31,524
2. 2004.....													
3. 2005.....													
4. 2006.....													
5. 2007.....													
6. 2008.....													
7. 2009.....													
8. 2010.....													
9. 2011.....													
10. 2012.....													
11. 2013.....													
12. Totals	53,429		195,749		22,250		169,269		5,197			445,894	31,524

	Total Losses and Loss Expenses Incurred			Loss and Loss Expense Percentage (Incurred /Premiums Earned)			Nontabular Discount		34 Inter-Company Pooling Participation Percentage	Net Balance Sheet Reserves After Discount	
	26	27	28	29	30	31	32	33		35	36
	Direct and Assumed	Ceded	Net	Direct and Assumed	Ceded	Net	Loss	Loss Expense		Losses Unpaid	Loss Expenses Unpaid
1. Prior.....	XXX	XXX	XXX	XXX	XXX	XXX			XXX	249,178	196,716
2. 2004.....	211		211	14.2		14.2					
3. 2005.....	375		375	15.3		15.3					
4. 2006.....	119		119	(23.0)		(23.0)					
5. 2007.....	305		305	20.2		20.2					
6. 2008.....											
7. 2009.....											
8. 2010.....											
9. 2011.....											
10. 2012.....											
11. 2013.....											
12. Totals	XXX	XXX	XXX	XXX	XXX	XXX			XXX	249,178	196,716

ANNUAL STATEMENT FOR THE YEAR 2013 OF THE NATIONWIDE INDEMNITY COMPANY

**SCHEDULE P - PART 1H - SECTION 2 - OTHER LIABILITY - CLAIMS-MADE**

(\$000 OMITTED)

Years in Which Premiums Were Earned and Losses Were Incurred	Premiums Earned			Loss and Loss Expense Payments								12
	1  Direct and Assumed	2  Ceded	3  Net (1 - 2)	Loss Payments		Defense and Cost Containment Payments		Adjusting and Other Payments		10  Salvage and Subrogation Received	11  Total Net Paid Cols (4 - 5 + 6 - 7 + 8 - 9)	Number of Claims Reported Direct and Assumed
				4	5	6	7	8	9			
				Direct and Assumed	Ceded	Direct and Assumed	Ceded	Direct and Assumed	Ceded			
1. Prior.....	XXX	XXX	XXX	231		74					305	XXX
2. 2004.....												
3. 2005.....												
4. 2006.....												
5. 2007.....												
6. 2008.....												
7. 2009.....												
8. 2010.....												
9. 2011.....												
10. 2012.....												
11. 2013.....												
12. Totals	XXX	XXX	XXX	231		74					305	XXX

	Losses Unpaid				Defense and Cost Containment Unpaid				Adjusting and Other Unpaid		23	24	25
	Case Basis		Bulk + IBNR		Case Basis		Bulk + IBNR		Adjusting and Other Unpaid		Salvage and Subrogation Anticipated	Total Net Losses and Expenses Unpaid	Number of Claims Outstanding Direct and Assumed
	13	14	15	16	17	18	19	20	21	22			
	Direct and Assumed	Ceded	Direct and Assumed	Ceded	Direct and Assumed	Ceded	Direct and Assumed	Ceded	Direct and Assumed	Ceded			
1. Prior.....	(11)											(11)	53
2. 2004.....													
3. 2005.....													
4. 2006.....													
5. 2007.....													
6. 2008.....													
7. 2009.....													
8. 2010.....													
9. 2011.....													
10. 2012.....													
11. 2013.....													
12. Totals	(11)											(11)	53

	Total Losses and Loss Expenses Incurred			Loss and Loss Expense Percentage (Incurred /Premiums Earned)			Nontabular Discount		34 Inter-Company Pooling Participation Percentage	Net Balance Sheet Reserves After Discount	
	26	27	28	29	30	31	32	33		35	36
	Direct and Assumed	Ceded	Net	Direct and Assumed	Ceded	Net	Loss	Loss Expense		Losses Unpaid	Loss Expenses Unpaid
1. Prior.....	XXX	XXX	XXX	XXX	XXX	XXX			XXX	(11)	
2. 2004.....											
3. 2005.....											
4. 2006.....											
5. 2007.....											
6. 2008.....											
7. 2009.....											
8. 2010.....											
9. 2011.....											
10. 2012.....											
11. 2013.....											
12. Totals	XXX	XXX	XXX	XXX	XXX	XXX			XXX	(11)	

ANNUAL STATEMENT FOR THE YEAR 2013 OF THE NATIONWIDE INDEMNITY COMPANY

**SCHEDULE P - PART 11 - SPECIAL PROPERTY (FIRE, ALLIED LINES, INLAND MARINE, EARTHQUAKE, BURGLARY AND THEFT)**

(\$000 OMITTED)

Years in Which Premiums Were Earned and Losses Were Incurred	Premiums Earned			Loss and Loss Expense Payments								12
	1  Direct and Assumed	2  Ceded	3  Net (1 - 2)	Loss Payments		Defense and Cost Containment Payments		Adjusting and Other Payments		10  Salvage and Subrogation Received	11  Total Net Paid Cols (4 - 5 + 6 - 7 + 8 - 9)	Number of Claims Reported Direct and Assumed
				4	5	6	7	8	9			
				Direct and Assumed	Ceded	Direct and Assumed	Ceded	Direct and Assumed	Ceded			
1. Prior.....	XXX	XXX	XXX	587		1					588	XXX
2. 2012.....	(27)		(27)									XXX
3. 2013.....	(3)		(3)									XXX
4. Totals	XXX	XXX	XXX	587		1					588	XXX

	Losses Unpaid				Defense and Cost Containment Unpaid				Adjusting and Other Unpaid		23	24	25
	Case Basis		Bulk + IBNR		Case Basis		Bulk + IBNR				Salvage and Subrogation Anticipated	Total Net Losses and Expenses Unpaid	Number of Claims Outstanding Direct and Assumed
	13	14	15	16	17	18	19	20	21	22			
	Direct and Assumed	Ceded	Direct and Assumed	Ceded	Direct and Assumed	Ceded	Direct and Assumed	Ceded	Direct and Assumed	Ceded			
1. Prior.....	(716)		2,408		13							1,706	218
2. 2012.....													
3. 2013.....													
4. Totals	(716)		2,408		13							1,706	218

	Total Losses and Loss Expenses Incurred			Loss and Loss Expense Percentage (Incurred /Premiums Earned)			Nontabular Discount		34	Net Balance Sheet Reserves After Discount	
	26	27	28	29	30	31	32	33	Inter-Company Pooling Participation Percentage	35	36
	Direct and Assumed	Ceded	Net	Direct and Assumed	Ceded	Net	Loss	Loss Expense		Losses Unpaid	Loss Expenses Unpaid
1. Prior.....	XXX	XXX	XXX	XXX	XXX	XXX			XXX	1,693	13
2. 2012.....											
3. 2013.....											
4. Totals	XXX	XXX	XXX	XXX	XXX	XXX			XXX	1,693	13

ANNUAL STATEMENT FOR THE YEAR 2013 OF THE NATIONWIDE INDEMNITY COMPANY

**SCHEDULE P - PART 1J - AUTO PHYSICAL DAMAGE**

(\$000 OMITTED)

Years in Which Premiums Were Earned and Losses Were Incurred	Premiums Earned			Loss and Loss Expense Payments								12
	1  Direct and Assumed	2  Ceded	3  Net (1 - 2)	Loss Payments		Defense and Cost Containment Payments		Adjusting and Other Payments		10  Salvage and Subrogation Received	11  Total Net Paid Cols (4 - 5 + 6 - 7 + 8 - 9)	Number of Claims Reported Direct and Assumed
				4	5	6	7	8	9			
				Direct and Assumed	Ceded	Direct and Assumed	Ceded	Direct and Assumed	Ceded			
1. Prior.....	XXX	XXX	XXX							1		XXX
2. 2012.....												
3. 2013.....												
4. Totals	XXX	XXX	XXX							1		XXX

	Losses Unpaid				Defense and Cost Containment Unpaid				Adjusting and Other Unpaid		23	24	25
	Case Basis		Bulk + IBNR		Case Basis		Bulk + IBNR						
	13	14	15	16	17	18	19	20	21	22			
	Direct and Assumed	Ceded	Direct and Assumed	Ceded	Direct and Assumed	Ceded	Direct and Assumed	Ceded	Direct and Assumed	Ceded			
1. Prior	5				2							7	9
2. 2012													
3. 2013													
4. Totals	5				2							7	9

	Total Losses and Loss Expenses Incurred			Loss and Loss Expense Percentage (Incurred /Premiums Earned)			Nontabular Discount		34  Inter- Company Pooling Participation Percentage	Net Balance Sheet Reserves After Discount	
	26  Direct and Assumed	27  Ceded	28  Net	29  Direct and Assumed	30  Ceded	31  Net	32  Loss	33  Loss Expense		35  Losses Unpaid	36  Loss Expenses Unpaid
1. Prior	XXX	XXX	XXX	XXX	XXX	XXX			XXX	5	2
2. 2012											
3. 2013											
4. Totals	XXX	XXX	XXX	XXX	XXX	XXX			XXX	5	2



ANNUAL STATEMENT FOR THE YEAR 2013 OF THE NATIONWIDE INDEMNITY COMPANY

**SCHEDULE P - PART 1K - FIDELITY/SURETY**

(\$000 OMITTED)

Years in Which Premiums Were Earned and Losses Were Incurred	Premiums Earned			Loss and Loss Expense Payments								12
	1  Direct and Assumed	2  Ceded	3  Net (1 - 2)	Loss Payments		Defense and Cost Containment Payments		Adjusting and Other Payments		10  Salvage and Subrogation Received	11  Total Net Paid Cols (4 - 5 + 6 - 7 + 8 - 9)	Number of Claims Reported Direct and Assumed
				4	5	6	7	8	9			
				Direct and Assumed	Ceded	Direct and Assumed	Ceded	Direct and Assumed	Ceded			
1. Prior.....	XXX	XXX	XXX	(30)							(30)	XXX
2. 2012.....	(1)		(1)									XXX
3. 2013.....	(14)		(14)									XXX
4. Totals	XXX	XXX	XXX	(30)							(30)	XXX

	Losses Unpaid				Defense and Cost Containment Unpaid				Adjusting and Other Unpaid		23	24	25
	Case Basis		Bulk + IBNR		Case Basis		Bulk + IBNR						
	13	14	15	16	17	18	19	20	21	22			
	Direct and Assumed	Ceded	Direct and Assumed	Ceded	Direct and Assumed	Ceded	Direct and Assumed	Ceded	Direct and Assumed	Ceded			
1. Prior	1,085		484						4			1,573	10
2. 2012													
3. 2013													
4. Totals	1,085		484						4			1,573	10

	Total Losses and Loss Expenses Incurred			Loss and Loss Expense Percentage (Incurred /Premiums Earned)			Nontabular Discount		34  Inter- Company Pooling Participation Percentage	Net Balance Sheet Reserves After Discount	
	26  Direct and Assumed	27  Ceded	28  Net	29  Direct and Assumed	30  Ceded	31  Net	32  Loss	33  Loss Expense		35  Losses Unpaid	36  Loss Expenses Unpaid
1. Prior .....	XXX	XXX	XXX	XXX	XXX	XXX			XXX	1,569	4
2. 2012 .....											
3. 2013 .....											
4. Totals	XXX	XXX	XXX	XXX	XXX	XXX			XXX	1,569	4

ANNUAL STATEMENT FOR THE YEAR 2013 OF THE NATIONWIDE INDEMNITY COMPANY

**SCHEDULE P - PART 1L - OTHER (INCLUDING CREDIT, ACCIDENT AND HEALTH)**

(\$000 OMITTED)

Years in Which Premiums Were Earned and Losses Were Incurred	Premiums Earned			Loss and Loss Expense Payments								12 Number of Claims Reported Direct and Assumed
	1	2	3	Loss Payments		Defense and Cost Containment Payments		Adjusting and Other Payments		10	11	
	Direct and Assumed	Ceded	Net (1 - 2)	4 Direct and Assumed	5 Ceded	6 Direct and Assumed	7 Ceded	8 Direct and Assumed	9 Ceded	Salvage and Subrogation Received	Total Net Paid Cols (4 - 5 + 6 - 7 + 8 - 9)	
1. Prior.....	XXX	XXX	XXX									XXX
2. 2012.....	1		1									XXX
3. 2013												XXX
4. Totals	XXX	XXX	XXX									XXX

	Losses Unpaid				Defense and Cost Containment Unpaid				Adjusting and Other Unpaid		23	24	25
	Case Basis		Bulk + IBNR		Case Basis		Bulk + IBNR		Adjusting and Other Unpaid		Salvage and Subrogation Anticipated	Total Net Losses and Expenses Unpaid	Number of Claims Outstanding Direct and Assumed
	13 Direct and Assumed	14 Ceded	15 Direct and Assumed	16 Ceded	17 Direct and Assumed	18 Ceded	19 Direct and Assumed	20 Ceded	21 Direct and Assumed	22 Ceded			
1. Prior.....	17		9									26	
2. 2012.....													
3. 2013													
4. Totals	17		9									26	

	Total Losses and Loss Expenses Incurred			Loss and Loss Expense Percentage (Incurred /Premiums Earned)			Nontabular Discount		34	Net Balance Sheet Reserves After Discount	
	26	27	28	29	30	31	32	33	Inter-Company Pooling Participation Percentage	35	36
	Direct and Assumed	Ceded	Net	Direct and Assumed	Ceded	Net	Loss	Loss Expense		Losses Unpaid	Loss Expenses Unpaid
1. Prior.....	XXX	XXX	XXX	XXX	XXX	XXX			XXX	26	
2. 2012.....											
3. 2013											
4. Totals	XXX	XXX	XXX	XXX	XXX	XXX			XXX	26	

ANNUAL STATEMENT FOR THE YEAR 2013 OF THE NATIONWIDE INDEMNITY COMPANY

**SCHEDULE P - PART 1M - INTERNATIONAL**

(\$000 OMITTED)

Years in Which Premiums Were Earned and Losses Were Incurred	Premiums Earned			Loss and Loss Expense Payments								12
	1  Direct and Assumed	2  Ceded	3  Net (1 - 2)	Loss Payments		Defense and Cost Containment Payments		Adjusting and Other Payments		10  Salvage and Subrogation Received	11  Total Net Paid Cols (4 - 5 + 6 - 7 + 8 - 9)	Number of Claims Reported Direct and Assumed
				4	5	6	7	8	9			
				Direct and Assumed	Ceded	Direct and Assumed	Ceded	Direct and Assumed	Ceded			
1. Prior.....	XXX	XXX	XXX	97		12		42			150	XXX
2. 2004.....	287		287									XXX
3. 2005.....	738		738									XXX
4. 2006.....	128		128									XXX
5. 2007.....	215		215									XXX
6. 2008.....	109		109									XXX
7. 2009.....	20		20									XXX
8. 2010.....	49		49									XXX
9. 2011.....	89		89									XXX
10. 2012.....	5		5									XXX
11. 2013.....	34		34									XXX
12. Totals	XXX	XXX	XXX	97		12		42			150	XXX

	Losses Unpaid				Defense and Cost Containment Unpaid				Adjusting and Other Unpaid		23	24	25
	Case Basis		Bulk + IBNR		Case Basis		Bulk + IBNR						
	13	14	15	16	17	18	19	20	21	22			
	Direct and Assumed	Ceded	Direct and Assumed	Ceded	Direct and Assumed	Ceded	Direct and Assumed	Ceded	Direct and Assumed	Ceded			
1. Prior.....	4,291		8,560									12,852	16,189
2. 2004.....													
3. 2005.....													
4. 2006.....													
5. 2007.....													
6. 2008.....													
7. 2009.....													
8. 2010.....													
9. 2011.....													
10. 2012.....													
11. 2013.....													
12. Totals	4,291		8,560									12,852	16,189

	Total Losses and Loss Expenses Incurred			Loss and Loss Expense Percentage (Incurred /Premiums Earned)			Nontabular Discount		34 Inter-Company Pooling Participation Percentage	Net Balance Sheet Reserves After Discount	
	26 Direct and Assumed	27 Ceded	28 Net	29 Direct and Assumed	30 Ceded	31 Net	32 Loss	33 Loss Expense		35 Losses Unpaid	36 Loss Expenses Unpaid
1. Prior.....	XXX	XXX	XXX	XXX	XXX	XXX			XXX	12,852	
2. 2004.....											
3. 2005.....											
4. 2006.....											
5. 2007.....											
6. 2008.....											
7. 2009.....											
8. 2010.....											
9. 2011.....											
10. 2012.....											
11. 2013.....											
12. Totals	XXX	XXX	XXX	XXX	XXX	XXX			XXX	12,852	

ANNUAL STATEMENT FOR THE YEAR 2013 OF THE NATIONWIDE INDEMNITY COMPANY

SCHEDULE P - PART 1N - REINSURANCE - NONPROPORTIONAL ASSUMED PROPERTY

(\$000 OMITTED)

Years in Which Premiums Were Earned and Losses Were Incurred	Premiums Earned			Loss and Loss Expense Payments								12
	1  Direct and Assumed	2  Ceded	3  Net (1 - 2)	Loss Payments		Defense and Cost Containment Payments		Adjusting and Other Payments		10  Salvage and Subrogation Received	11  Total Net Paid Cols (4 - 5 + 6 - 7 + 8 - 9)	Number of Claims Reported Direct and Assumed
				4	5	6	7	8	9			
				Direct and Assumed	Ceded	Direct and Assumed	Ceded	Direct and Assumed	Ceded			
1. Prior.....	XXX	XXX	XXX	(47)							(47)	XXX
2. 2004.....	1,020		1,020									XXX
3. 2005.....	433		433									XXX
4. 2006.....	18		18									XXX
5. 2007.....	8		8									XXX
6. 2008.....	42		42									XXX
7. 2009.....	47		47									XXX
8. 2010.....	(2)		(2)									XXX
9. 2011.....	(4)		(4)									XXX
10. 2012.....												XXX
11. 2013.....												XXX
12. Totals	XXX	XXX	XXX	(47)							(47)	XXX

	Losses Unpaid				Defense and Cost Containment Unpaid				Adjusting and Other Unpaid		23	24	25
	Case Basis		Bulk + IBNR		Case Basis		Bulk + IBNR						
	13	14	15	16	17	18	19	20	21	22			
	Direct and Assumed	Ceded	Direct and Assumed	Ceded	Direct and Assumed	Ceded	Direct and Assumed	Ceded	Direct and Assumed	Ceded			
1. Prior.....	1,478		885									2,363	XXX
2. 2004.....													XXX
3. 2005.....													XXX
4. 2006.....													XXX
5. 2007.....													XXX
6. 2008.....													XXX
7. 2009.....													XXX
8. 2010.....													XXX
9. 2011.....													XXX
10. 2012.....													XXX
11. 2013.....													XXX
12. Totals	1,478		885									2,363	XXX

	Total Losses and Loss Expenses Incurred			Loss and Loss Expense Percentage (Incurred /Premiums Earned)			Nontabular Discount		34 Inter-Company Pooling Participation Percentage	Net Balance Sheet Reserves After Discount	
	26	27	28	29	30	31	32	33		35	36
	Direct and Assumed	Ceded	Net	Direct and Assumed	Ceded	Net	Loss	Loss Expense		Losses Unpaid	Loss Expenses Unpaid
1. Prior.....	XXX	XXX	XXX	XXX	XXX	XXX			XXX	2,363	
2. 2004.....											
3. 2005.....											
4. 2006.....											
5. 2007.....											
6. 2008.....											
7. 2009.....											
8. 2010.....											
9. 2011.....											
10. 2012.....											
11. 2013.....											
12. Totals	XXX	XXX	XXX	XXX	XXX	XXX			XXX	2,363	

ANNUAL STATEMENT FOR THE YEAR 2013 OF THE NATIONWIDE INDEMNITY COMPANY

**SCHEDULE P - PART 10 - REINSURANCE - NONPROPORTIONAL ASSUMED LIABILITY**

(\$000 OMITTED)

Years in Which Premiums Were Earned and Losses Were Incurred	Premiums Earned			Loss and Loss Expense Payments								12
	1  Direct and Assumed	2  Ceded	3  Net (1 - 2)	Loss Payments		Defense and Cost Containment Payments		Adjusting and Other Payments		10  Salvage and Subrogation Received	11  Total Net Paid Cols (4 - 5 + 6 - 7 + 8 - 9)	Number of Claims Reported Direct and Assumed
				4	5	6	7	8	9			
				Direct and Assumed	Ceded	Direct and Assumed	Ceded	Direct and Assumed	Ceded			
1. Prior.....	XXX	XXX	XXX	16,237		2,169		158			18,564	XXX
2. 2004.....	56		56									XXX
3. 2005.....	41		41									XXX
4. 2006.....								(72)			(72)	XXX
5. 2007.....	104		104									XXX
6. 2008.....	7		7					208			208	XXX
7. 2009.....	219		219									XXX
8. 2010.....	226		226									XXX
9. 2011.....	9		9									XXX
10. 2012.....	(34)		(34)									XXX
11. 2013.....	(43)		(43)									XXX
12. Totals	XXX	XXX	XXX	16,237		2,169		294			18,700	XXX

	Losses Unpaid				Defense and Cost Containment Unpaid				Adjusting and Other Unpaid		23	24	25
	Case Basis		Bulk + IBNR		Case Basis		Bulk + IBNR		Adjusting and Other Unpaid		Salvage and Subrogation Anticipated	Total Net Losses and Expenses Unpaid	Number of Claims Outstanding Direct and Assumed
	13	14	15	16	17	18	19	20	21	22			
	Direct and Assumed	Ceded	Direct and Assumed	Ceded	Direct and Assumed	Ceded	Direct and Assumed	Ceded	Direct and Assumed	Ceded			
1. Prior.....	116,818		343,699		4,065		26,889					491,471	XXX
2. 2004.....													XXX
3. 2005.....													XXX
4. 2006.....													XXX
5. 2007.....													XXX
6. 2008.....													XXX
7. 2009.....													XXX
8. 2010.....													XXX
9. 2011.....													XXX
10. 2012.....													XXX
11. 2013.....													XXX
12. Totals	116,818		343,699		4,065		26,889					491,471	XXX

	Total Losses and Loss Expenses Incurred			Loss and Loss Expense Percentage (Incurred /Premiums Earned)			Nontabular Discount		34 Inter-Company Pooling Participation Percentage	Net Balance Sheet Reserves After Discount	
	26	27	28	29	30	31	32	33		35	36
	Direct and Assumed	Ceded	Net	Direct and Assumed	Ceded	Net	Loss	Loss Expense		Losses Unpaid	Loss Expenses Unpaid
1. Prior.....	XXX	XXX	XXX	XXX	XXX	XXX			XXX	460,516	30,954
2. 2004.....											
3. 2005.....											
4. 2006.....	(72)		(72)								
5. 2007.....											
6. 2008.....	208		208	2,809.1		2,809.1					
7. 2009.....											
8. 2010.....											
9. 2011.....											
10. 2012.....											
11. 2013.....											
12. Totals	XXX	XXX	XXX	XXX	XXX	XXX			XXX	460,516	30,954

ANNUAL STATEMENT FOR THE YEAR 2013 OF THE   NATIONWIDE INDEMNITY COMPANY

SCHEDULE P - PART 1P - REINSURANCE - NONPROPORTIONAL ASSUMED FINANCIAL LINES

(\$000 OMITTED)

Years in Which Premiums Were Earned and Losses Were Incurred	Premiums Earned			Loss and Loss Expense Payments								12
	1  Direct and Assumed	2  Ceded	3  Net (1 - 2)	Loss Payments		Defense and Cost Containment Payments		Adjusting and Other Payments		10  Salvage and Subrogation Received	11  Total Net Paid Cols (4 - 5 + 6 - 7 + 8 - 9)	Number of Claims Reported Direct and Assumed
				4	5	6	7	8	9			
				Direct and Assumed	Ceded	Direct and Assumed	Ceded	Direct and Assumed	Ceded			
1. Prior.....	XXX	XXX	XXX									XXX
2. 2004.....												XXX
3. 2005.....												XXX
4. 2006.....												XXX
5. 2007.....												XXX
6. 2008.....												XXX
7. 2009.....												XXX
8. 2010.....												XXX
9. 2011.....												XXX
10. 2012.....												XXX
11. 2013.....												XXX
12. Totals	XXX	XXX	XXX									XXX

	Losses Unpaid				Defense and Cost Containment Unpaid				Adjusting and Other Unpaid		23	24	25
	Case Basis		Bulk + IBNR		Case Basis		Bulk + IBNR		Adjusting and Other Unpaid		Salvage and Subrogation Anticipated	Total Net Losses and Expenses Unpaid	Number of Claims Outstanding Direct and Assumed
	13	14	15	16	17	18	19	20	21	22			
	Direct and Assumed		Direct and Assumed		Direct and Assumed		Direct and Assumed		Direct and Assumed				
1. Prior.....			29									29	XXX
2. 2004.....													XXX
3. 2005.....													XXX
4. 2006.....													XXX
5. 2007.....													XXX
6. 2008.....													XXX
7. 2009.....													XXX
8. 2010.....													XXX
9. 2011.....													XXX
10. 2012.....													XXX
11. 2013.....													XXX
12. Totals			29									29	XXX

	Total Losses and Loss Expenses Incurred			Loss and Loss Expense Percentage (Incurred /Premiums Earned)			Nontabular Discount		34 Inter-Company Pooling Participation Percentage	Net Balance Sheet Reserves After Discount	
	26	27	28	29	30	31	32	33		35	36
	Direct and Assumed	Ceded	Net	Direct and Assumed	Ceded	Net	Loss	Loss Expense		Losses Unpaid	Loss Expenses Unpaid
1. Prior.....	XXX	XXX	XXX	XXX	XXX	XXX			XXX	29	
2. 2004.....											
3. 2005.....											
4. 2006.....											
5. 2007.....											
6. 2008.....											
7. 2009.....											
8. 2010.....											
9. 2011.....											
10. 2012.....											
11. 2013.....											
12. Totals	XXX	XXX	XXX	XXX	XXX	XXX			XXX	29	

ANNUAL STATEMENT FOR THE YEAR 2013 OF THE NATIONWIDE INDEMNITY COMPANY

**SCHEDULE P - PART 1R - SECTION 1 - PRODUCTS LIABILITY - OCCURRENCE**

(\$000 OMITTED)

Years in Which Premiums Were Earned and Losses Were Incurred	Premiums Earned			Loss and Loss Expense Payments								12
	1	2	3	Loss Payments		Defense and Cost Containment Payments		Adjusting and Other Payments		10	11	Number of Claims Reported Direct and Assumed
				4	5	6	7	8	9			
	Direct and Assumed	Ceded	Net (1 - 2)	Direct and Assumed	Ceded	Direct and Assumed	Ceded	Direct and Assumed	Ceded	Salvage and Subrogation Received	Total Net Paid Cols (4 - 5 + 6 - 7 + 8 - 9)	
1. Prior.....	XXX	XXX	XXX	37,305		58,140		1,297			96,742	XXX
2. 2004.....	404		404									
3. 2005.....	23		23					6			6	
4. 2006.....	(5)		(5)									
5. 2007.....	3		3									
6. 2008.....	1		1									
7. 2009.....	272		272									
8. 2010.....	49		49									
9. 2011.....	1		1									
10. 2012.....	(120)		(120)									
11. 2013.....	(282)		(282)									
12. Totals	XXX	XXX	XXX	37,305		58,140		1,303			96,748	XXX

	Losses Unpaid				Defense and Cost Containment Unpaid				Adjusting and Other Unpaid		23	24	25
	Case Basis		Bulk + IBNR		Case Basis		Bulk + IBNR		Adjusting and Other Unpaid		Salvage and Subrogation Anticipated	Total Net Losses and Expenses Unpaid	Number of Claims Outstanding Direct and Assumed
	13	14	15	16	17	18	19	20	21	22			
	Direct and Assumed	Ceded	Direct and Assumed	Ceded	Direct and Assumed	Ceded	Direct and Assumed	Ceded	Direct and Assumed	Ceded			
1. Prior.....	99,654		354,034		152,898		216,633		264,568			1,087,788	105,800
2. 2004.....													
3. 2005.....													
4. 2006.....													
5. 2007.....													
6. 2008.....													
7. 2009.....													
8. 2010.....													
9. 2011.....													
10. 2012.....													
11. 2013.....													
12. Totals	99,654		354,034		152,898		216,633		264,568			1,087,788	105,800

	Total Losses and Loss Expenses Incurred			Loss and Loss Expense Percentage (Incurred /Premiums Earned)			Nontabular Discount		34 Inter-Company Pooling Participation Percentage	Net Balance Sheet Reserves After Discount	
	26	27	28	29	30	31	32	33		35	36
	Direct and Assumed	Ceded	Net	Direct and Assumed	Ceded	Net	Loss	Loss Expense		Losses Unpaid	Loss Expenses Unpaid
1. Prior.....	XXX	XXX	XXX	XXX	XXX	XXX			XXX	453,688	634,099
2. 2004.....											
3. 2005.....	6		6	26.1		26.1					
4. 2006.....											
5. 2007.....											
6. 2008.....											
7. 2009.....											
8. 2010.....											
9. 2011.....											
10. 2012.....											
11. 2013.....											
12. Totals	XXX	XXX	XXX	XXX	XXX	XXX			XXX	453,688	634,099

ANNUAL STATEMENT FOR THE YEAR 2013 OF THE  NATIONWIDE INDEMNITY COMPANY

SCHEDULE P - PART 1R - SECTION 2 - PRODUCTS LIABILITY - CLAIMS-MADE

(\$000 OMITTED)

Years in Which Premiums Were Earned and Losses Were Incurred	Premiums Earned			Loss and Loss Expense Payments								12
	1	2	3	Loss Payments		Defense and Cost Containment Payments		Adjusting and Other Payments		10	11	Number of Claims Reported Direct and Assumed
	Direct and Assumed	Ceded	Net (1 - 2)	4 Direct and Assumed	5 Ceded	6 Direct and Assumed	7 Ceded	8 Direct and Assumed	9 Ceded	Salvage and Subrogation Received	Total Net Paid Cols (4 - 5 + 6 - 7 + 8 - 9)	
1. Prior.....	XXX	XXX	XXX	(26)		(1)					(27)	XXX
2. 2004.....												
3. 2005.....												
4. 2006.....												
5. 2007.....												
6. 2008.....												
7. 2009.....												
8. 2010.....												
9. 2011.....												
10. 2012.....												
11. 2013.....												
12. Totals	XXX	XXX	XXX	(26)		(1)					(27)	XXX

	Losses Unpaid				Defense and Cost Containment Unpaid				Adjusting and Other Unpaid		23	24	25
	Case Basis		Bulk + IBNR		Case Basis		Bulk + IBNR		Adjusting and Other Unpaid		Salvage and Subrogation Anticipated	Total Net Losses and Expenses Unpaid	Number of Claims Outstanding Direct and Assumed
	13	14	15	16	17	18	19	20	21	22			
	Direct and Assumed	Ceded	Direct and Assumed	Ceded	Direct and Assumed	Ceded	Direct and Assumed	Ceded	Direct and Assumed	Ceded			
1. Prior.....	437											437	72
2. 2004.....													
3. 2005.....													
4. 2006.....													
5. 2007.....													
6. 2008.....													
7. 2009.....													
8. 2010.....													
9. 2011.....													
10. 2012.....													
11. 2013.....													
12. Totals	437											437	72

	Total Losses and Loss Expenses Incurred			Loss and Loss Expense Percentage (Incurred /Premiums Earned)			Nontabular Discount		34 Inter-Company Pooling Participation Percentage	Net Balance Sheet Reserves After Discount	
	26	27	28	29	30	31	32	33		35	36
	Direct and Assumed	Ceded	Net	Direct and Assumed	Ceded	Net	Loss	Loss Expense		Losses Unpaid	Loss Expenses Unpaid
1. Prior.....	XXX	XXX	XXX	XXX	XXX	XXX			XXX	437	
2. 2004.....											
3. 2005.....											
4. 2006.....											
5. 2007.....											
6. 2008.....											
7. 2009.....											
8. 2010.....											
9. 2011.....											
10. 2012.....											
11. 2013.....											
12. Totals	XXX	XXX	XXX	XXX	XXX	XXX			XXX	437	



Schedule P - Part 1S - Financial Guaranty/Mortgage Guaranty

N O N E

Schedule P - Part 1T - Warranty

N O N E

ANNUAL STATEMENT FOR THE YEAR 2013 OF THE NATIONWIDE INDEMNITY COMPANY

SCHEDULE P - PART 2A - HOMEOWNERS/FARMOWNERS

Years in Which Losses Were Incurred	INCURRED NET LOSSES AND DEFENSE AND COST CONTAINMENT EXPENSES REPORTED AT YEAR END (\$000 OMITTED)										DEVELOPMENT	
	1 2004	2 2005	3 2006	4 2007	5 2008	6 2009	7 2010	8 2011	9 2012	10 2013	11 One Year	12 Two Year
1. Prior.....	363	487	656	527	534	470	467	620	807	913	107	293
2. 2004.....												
3. 2005.....	XXX											
4. 2006.....	XXX	XXX										
5. 2007.....	XXX	XXX	XXX									
6. 2008.....	XXX	XXX	XXX	XXX								
7. 2009.....	XXX	XXX	XXX	XXX	XXX							
8. 2010.....	XXX	XXX	XXX	XXX	XXX	XXX						
9. 2011.....	XXX	XXX	XXX	XXX	XXX	XXX	XXX					
10. 2012.....	XXX	XXX	XXX	XXX	XXX	XXX	XXX	XXX				XXX
11. 2013.....	XXX	XXX	XXX	XXX	XXX	XXX	XXX	XXX	XXX		XXX	XXX
12. Totals											107	293

SCHEDULE P - PART 2B - PRIVATE PASSENGER AUTO LIABILITY/MEDICAL

1. Prior.....	62,762	60,760	57,633	55,104	44,397	45,121	45,270	12,111	9,028	8,781	(247)	(3,330)
2. 2004.....												
3. 2005.....	XXX											
4. 2006.....	XXX	XXX										
5. 2007.....	XXX	XXX	XXX									
6. 2008.....	XXX	XXX	XXX	XXX								
7. 2009.....	XXX	XXX	XXX	XXX	XXX							
8. 2010.....	XXX	XXX	XXX	XXX	XXX	XXX						
9. 2011.....	XXX	XXX	XXX	XXX	XXX	XXX	XXX					
10. 2012.....	XXX	XXX	XXX	XXX	XXX	XXX	XXX	XXX				XXX
11. 2013.....	XXX	XXX	XXX	XXX	XXX	XXX	XXX	XXX	XXX		XXX	XXX
12. Totals											(247)	(3,330)

SCHEDULE P - PART 2C - COMMERCIAL AUTO/TRUCK LIABILITY/MEDICAL

1. Prior.....	6,970	6,662	6,443	6,677	8,640	9,444	8,752	4,882	12,238	6,041	(6,196)	1,160
2. 2004.....												
3. 2005.....	XXX											
4. 2006.....	XXX	XXX										
5. 2007.....	XXX	XXX	XXX									
6. 2008.....	XXX	XXX	XXX	XXX								
7. 2009.....	XXX	XXX	XXX	XXX	XXX							
8. 2010.....	XXX	XXX	XXX	XXX	XXX	XXX						
9. 2011.....	XXX	XXX	XXX	XXX	XXX	XXX	XXX					
10. 2012.....	XXX	XXX	XXX	XXX	XXX	XXX	XXX	XXX				XXX
11. 2013.....	XXX	XXX	XXX	XXX	XXX	XXX	XXX	XXX	XXX		XXX	XXX
12. Totals											(6,196)	1,160

SCHEDULE P - PART 2D - WORKERS' COMPENSATION  
(EXCLUDING EXCESS WORKERS' COMPENSATION)

1. Prior.....	47,679	47,032	57,239	53,993	57,025	57,120	70,471	67,054	63,771	55,751	(8,020)	(11,302)
2. 2004.....												
3. 2005.....	XXX											
4. 2006.....	XXX	XXX										
5. 2007.....	XXX	XXX	XXX									
6. 2008.....	XXX	XXX	XXX	XXX								
7. 2009.....	XXX	XXX	XXX	XXX	XXX							
8. 2010.....	XXX	XXX	XXX	XXX	XXX	XXX						
9. 2011.....	XXX	XXX	XXX	XXX	XXX	XXX	XXX					
10. 2012.....	XXX	XXX	XXX	XXX	XXX	XXX	XXX	XXX				XXX
11. 2013.....	XXX	XXX	XXX	XXX	XXX	XXX	XXX	XXX	XXX		XXX	XXX
12. Totals											(8,020)	(11,302)

SCHEDULE P - PART 2E - COMMERCIAL MULTIPLE PERIL

1. Prior.....	123,910	149,086	140,034	130,408	137,394	147,210	155,892	127,728	127,669	116,186	(11,484)	(11,542)
2. 2004.....												
3. 2005.....	XXX											
4. 2006.....	XXX	XXX										
5. 2007.....	XXX	XXX	XXX									
6. 2008.....	XXX	XXX	XXX	XXX								
7. 2009.....	XXX	XXX	XXX	XXX	XXX							
8. 2010.....	XXX	XXX	XXX	XXX	XXX	XXX						
9. 2011.....	XXX	XXX	XXX	XXX	XXX	XXX	XXX					
10. 2012.....	XXX	XXX	XXX	XXX	XXX	XXX	XXX	XXX				XXX
11. 2013.....	XXX	XXX	XXX	XXX	XXX	XXX	XXX	XXX	XXX		XXX	XXX
12. Totals											(11,484)	(11,542)

ANNUAL STATEMENT FOR THE YEAR 2013 OF THE NATIONWIDE INDEMNITY COMPANY

SCHEDULE P - PART 2F - SECTION 1 - MEDICAL PROFESSIONAL LIABILITY - OCCURRENCE

Years in Which Losses Were Incurred	INCURRED NET LOSSES AND DEFENSE AND COST CONTAINMENT EXPENSES REPORTED AT YEAR END (\$000 OMITTED)										DEVELOPMENT	
	1 2004	2 2005	3 2006	4 2007	5 2008	6 2009	7 2010	8 2011	9 2012	10 2013	11 One Year	12 Two Year
1. Prior.....	5,228	930	949	781	797	797	761	662	736	777	42	115
2. 2004.....												
3. 2005.....	XXX											
4. 2006.....	XXX	XXX										
5. 2007.....	XXX	XXX	XXX									
6. 2008.....	XXX	XXX	XXX	XXX								
7. 2009.....	XXX	XXX	XXX	XXX	XXX							
8. 2010.....	XXX	XXX	XXX	XXX	XXX	XXX						
9. 2011.....	XXX	XXX	XXX	XXX	XXX	XXX	XXX					
10. 2012.....	XXX	XXX	XXX	XXX	XXX	XXX	XXX	XXX				XXX
11. 2013.....	XXX	XXX	XXX	XXX	XXX	XXX	XXX	XXX	XXX		XXX	XXX
12. Totals											42	115

SCHEDULE P - PART 2F - SECTION 2 - MEDICAL PROFESSIONAL LIABILITY - CLAIMS-MADE

1. Prior.....		10	33	33	33	33	33	33	33	33		
2. 2004.....												
3. 2005.....	XXX											
4. 2006.....	XXX	XXX										
5. 2007.....	XXX	XXX	XXX									
6. 2008.....	XXX	XXX	XXX	XXX								
7. 2009.....	XXX	XXX	XXX	XXX	XXX							
8. 2010.....	XXX	XXX	XXX	XXX	XXX	XXX						
9. 2011.....	XXX	XXX	XXX	XXX	XXX	XXX	XXX					
10. 2012.....	XXX	XXX	XXX	XXX	XXX	XXX	XXX	XXX				XXX
11. 2013.....	XXX	XXX	XXX	XXX	XXX	XXX	XXX	XXX	XXX		XXX	XXX
12. Totals												

SCHEDULE P - PART 2G - SPECIAL LIABILITY (OCEAN MARINE, AIRCRAFT (ALL PERILS),  
BOILER AND MACHINERY)

1. Prior.....	5,356	5,482	6,009	5,531	4,907	4,861	4,621	4,303	3,529	3,632	102	(672)
2. 2004.....												
3. 2005.....	XXX											
4. 2006.....	XXX	XXX										
5. 2007.....	XXX	XXX	XXX									
6. 2008.....	XXX	XXX	XXX	XXX								
7. 2009.....	XXX	XXX	XXX	XXX	XXX							
8. 2010.....	XXX	XXX	XXX	XXX	XXX	XXX						
9. 2011.....	XXX	XXX	XXX	XXX	XXX	XXX	XXX					
10. 2012.....	XXX	XXX	XXX	XXX	XXX	XXX	XXX	XXX				XXX
11. 2013.....	XXX	XXX	XXX	XXX	XXX	XXX	XXX	XXX	XXX		XXX	XXX
12. Totals											102	(672)

SCHEDULE P - PART 2H - SECTION 1 - OTHER LIABILITY - OCCURRENCE

1. Prior.....	1,111,581	1,605,515	1,617,439	1,660,876	1,596,675	1,574,859	1,503,789	767,726	911,511	952,087	40,576	184,361
2. 2004.....												
3. 2005.....	XXX											
4. 2006.....	XXX	XXX										
5. 2007.....	XXX	XXX	XXX									
6. 2008.....	XXX	XXX	XXX	XXX								
7. 2009.....	XXX	XXX	XXX	XXX	XXX							
8. 2010.....	XXX	XXX	XXX	XXX	XXX	XXX						
9. 2011.....	XXX	XXX	XXX	XXX	XXX	XXX	XXX					
10. 2012.....	XXX	XXX	XXX	XXX	XXX	XXX	XXX	XXX				XXX
11. 2013.....	XXX	XXX	XXX	XXX	XXX	XXX	XXX	XXX	XXX		XXX	XXX
12. Totals											40,576	184,361

SCHEDULE P - PART 2H - SECTION 2 - OTHER LIABILITY - CLAIMS-MADE

1. Prior.....	74	281	304	440	436	435	572	528	527	829	302	302
2. 2004.....												
3. 2005.....	XXX											
4. 2006.....	XXX	XXX										
5. 2007.....	XXX	XXX	XXX									
6. 2008.....	XXX	XXX	XXX	XXX								
7. 2009.....	XXX	XXX	XXX	XXX	XXX							
8. 2010.....	XXX	XXX	XXX	XXX	XXX	XXX						
9. 2011.....	XXX	XXX	XXX	XXX	XXX	XXX	XXX					
10. 2012.....	XXX	XXX	XXX	XXX	XXX	XXX	XXX	XXX				XXX
11. 2013.....	XXX	XXX	XXX	XXX	XXX	XXX	XXX	XXX	XXX		XXX	XXX
12. Totals											302	302

ANNUAL STATEMENT FOR THE YEAR 2013 OF THE NATIONWIDE INDEMNITY COMPANY

**SCHEDULE P - PART 2I - SPECIAL PROPERTY (FIRE, ALLIED LINES, INLAND MARINE, EARTHQUAKE, BURGLARY, AND THEFT)**

Years in Which Losses Were Incurred	INCURRED NET LOSSES AND DEFENSE AND COST CONTAINMENT EXPENSES REPORTED AT YEAR END (\$000 OMITTED)										DEVELOPMENT	
	1 2004	2 2005	3 2006	4 2007	5 2008	6 2009	7 2010	8 2011	9 2012	10 2013	11 One Year	12 Two Year
1. Prior.....	XXX	XXX	XXX	XXX	XXX	XXX	XXX	4,230	3,773	2,292	(1,480)	(1,938)
2. 2012.....	XXX	XXX	XXX	XXX	XXX	XXX	XXX	XXX				XXX
3. 2013.....	XXX	XXX	XXX	XXX	XXX	XXX	XXX	XXX	XXX		XXX	XXX
4. Totals											(1,480)	(1,938)

**SCHEDULE P - PART 2J - AUTO PHYSICAL DAMAGE**

1. Prior.....	XXX	XXX	XXX	XXX	XXX	XXX	XXX	9	6	6		(4)
2. 2012.....	XXX	XXX	XXX	XXX	XXX	XXX	XXX	XXX				XXX
3. 2013.....	XXX	XXX	XXX	XXX	XXX	XXX	XXX	XXX	XXX		XXX	XXX
4. Totals												(4)

**SCHEDULE P - PART 2K - FIDELITY/SURETY**

1. Prior.....	XXX	XXX	XXX	XXX	XXX	XXX	XXX	1,833	1,816	1,814	(1)	(19)
2. 2012.....	XXX	XXX	XXX	XXX	XXX	XXX	XXX	XXX				XXX
3. 2013.....	XXX	XXX	XXX	XXX	XXX	XXX	XXX	XXX	XXX		XXX	XXX
4. Totals											(1)	(19)

**SCHEDULE P - PART 2L - OTHER (INCLUDING CREDIT, ACCIDENT AND HEALTH)**

1. Prior.....	XXX	XXX	XXX	XXX	XXX	XXX	XXX	20	46	52	6	32
2. 2012.....	XXX	XXX	XXX	XXX	XXX	XXX	XXX	XXX				XXX
3. 2013.....	XXX	XXX	XXX	XXX	XXX	XXX	XXX	XXX	XXX		XXX	XXX
4. Totals											6	32

**SCHEDULE P - PART 2M - INTERNATIONAL**

1. Prior.....	197,783	19,649	30,025	26,845	47,638	39,638	28,381	16,732	10,081	9,138	(943)	(7,594)
2. 2004.....												
3. 2005.....	XXX											
4. 2006.....	XXX	XXX										
5. 2007.....	XXX	XXX	XXX									
6. 2008.....	XXX	XXX	XXX	XXX								
7. 2009.....	XXX	XXX	XXX	XXX	XXX							
8. 2010.....	XXX	XXX	XXX	XXX	XXX	XXX						
9. 2011.....	XXX	XXX	XXX	XXX	XXX	XXX	XXX					
10. 2012.....	XXX	XXX	XXX	XXX	XXX	XXX	XXX	XXX				XXX
11. 2013.....	XXX	XXX	XXX	XXX	XXX	XXX	XXX	XXX	XXX		XXX	XXX
12. Totals											(943)	(7,594)

SCHEDULE P - PART 2N - REINSURANCE  
NONPROPORTIONAL ASSUMED PROPERTY

Years in Which Losses Were Incurred	INCURRED NET LOSSES AND DEFENSE AND COST CONTAINMENT EXPENSES REPORTED AT YEAR END (\$000 OMITTED)										DEVELOPMENT	
	1 2004	2 2005	3 2006	4 2007	5 2008	6 2009	7 2010	8 2011	9 2012	10 2013	11 One Year	12 Two Year
1. Prior.....	18,124	12,624	8,504	7,758	5,072	11,061	6,849	10,765	10,742	10,695	(47)	(70)
2. 2004.....												
3. 2005.....	XXX											
4. 2006.....	XXX	XXX										
5. 2007.....	XXX	XXX	XXX									
6. 2008.....	XXX	XXX	XXX	XXX								
7. 2009.....	XXX	XXX	XXX	XXX	XXX							
8. 2010.....	XXX	XXX	XXX	XXX	XXX	XXX						
9. 2011.....	XXX	XXX	XXX	XXX	XXX	XXX	XXX					
10. 2012.....	XXX	XXX	XXX	XXX	XXX	XXX	XXX	XXX				XXX
11. 2013.....	XXX	XXX	XXX	XXX	XXX	XXX	XXX	XXX	XXX		XXX	XXX
12. Totals											(47)	(70)

SCHEDULE P - PART 2O - REINSURANCE  
NONPROPORTIONAL ASSUMED LIABILITY

1. Prior.....	410,364	455,645	500,049	598,876	598,119	492,988	541,668	756,897	780,274	805,664	25,390	48,766
2. 2004.....												
3. 2005.....	XXX											
4. 2006.....	XXX	XXX										
5. 2007.....	XXX	XXX	XXX									
6. 2008.....	XXX	XXX	XXX	XXX								
7. 2009.....	XXX	XXX	XXX	XXX	XXX							
8. 2010.....	XXX	XXX	XXX	XXX	XXX	XXX						
9. 2011.....	XXX	XXX	XXX	XXX	XXX	XXX	XXX					
10. 2012.....	XXX	XXX	XXX	XXX	XXX	XXX	XXX	XXX				XXX
11. 2013.....	XXX	XXX	XXX	XXX	XXX	XXX	XXX	XXX	XXX		XXX	XXX
12. Totals											25,390	48,766

SCHEDULE P - PART 2P - REINSURANCE  
NONPROPORTIONAL ASSUMED FINANCIAL LINES

1. Prior.....		485	485	485	485	485	485	514	514	514		
2. 2004.....												
3. 2005.....	XXX											
4. 2006.....	XXX	XXX										
5. 2007.....	XXX	XXX	XXX									
6. 2008.....	XXX	XXX	XXX	XXX								
7. 2009.....	XXX	XXX	XXX	XXX	XXX							
8. 2010.....	XXX	XXX	XXX	XXX	XXX	XXX						
9. 2011.....	XXX	XXX	XXX	XXX	XXX	XXX	XXX					
10. 2012.....	XXX	XXX	XXX	XXX	XXX	XXX	XXX	XXX				XXX
11. 2013.....	XXX	XXX	XXX	XXX	XXX	XXX	XXX	XXX	XXX		XXX	XXX
12. Totals												

ANNUAL STATEMENT FOR THE YEAR 2013 OF THE NATIONWIDE INDEMNITY COMPANY

**SCHEDULE P - PART 2R - SECTION 1 - PRODUCTS LIABILITY - OCCURENCE**

Years in Which Losses Were Incurred	INCURRED NET LOSSES AND DEFENSE AND COST CONTAINMENT EXPENSES REPORTED AT YEAR END (\$000 OMITTED)										DEVELOPMENT	
	1 2004	2 2005	3 2006	4 2007	5 2008	6 2009	7 2010	8 2011	9 2012	10 2013	11 One Year	12 Two Year
1. Prior.....	345,690	562,474	683,953	730,401	803,647	916,460	998,409	1,606,898	1,563,266	1,676,028	112,762	69,130
2. 2004.....												
3. 2005.....	XXX											
4. 2006.....	XXX	XXX										
5. 2007.....	XXX	XXX	XXX									
6. 2008.....	XXX	XXX	XXX	XXX								
7. 2009.....	XXX	XXX	XXX	XXX	XXX							
8. 2010.....	XXX	XXX	XXX	XXX	XXX	XXX						
9. 2011.....	XXX	XXX	XXX	XXX	XXX	XXX	XXX					
10. 2012.....	XXX	XXX	XXX	XXX	XXX	XXX	XXX	XXX				XXX
11. 2013.....	XXX	XXX	XXX	XXX	XXX	XXX	XXX	XXX	XXX		XXX	XXX
12. Totals											112,762	69,130

**SCHEDULE P - PART 2R - SECTION 2 - PRODUCTS LIABILITY - CLAIMS-MADE**

1. Prior.....	459	503	16	372	355	375	421	192	186	539	353	346
2. 2004.....												
3. 2005.....	XXX											
4. 2006.....	XXX	XXX										
5. 2007.....	XXX	XXX	XXX									
6. 2008.....	XXX	XXX	XXX	XXX								
7. 2009.....	XXX	XXX	XXX	XXX	XXX							
8. 2010.....	XXX	XXX	XXX	XXX	XXX	XXX						
9. 2011.....	XXX	XXX	XXX	XXX	XXX	XXX	XXX					
10. 2012.....	XXX	XXX	XXX	XXX	XXX	XXX	XXX	XXX				XXX
11. 2013.....	XXX	XXX	XXX	XXX	XXX	XXX	XXX	XXX	XXX		XXX	XXX
12. Totals											353	346

**SCHEDULE P - PART 2S - FINANCIAL GUARANTY/MORTGAGE GUARANTY**

1. Prior.....	XXX	XXX	XXX	XXX	XXX	XXX	XXX					
2. 2012.....	XXX	XXX	XXX	XXX	XXX	XXX	XXX	XXX				XXX
3. 2013.....	XXX	XXX	XXX	XXX	XXX	XXX	XXX	XXX	XXX		XXX	XXX
4. Totals												

**SCHEDULE P - PART 2T - WARRANTY**

1. Prior.....	XXX	XXX	XXX	XXX	XXX	XXX	XXX					
2. 2012.....	XXX	XXX	XXX	XXX	XXX	XXX	XXX	XXX				XXX
3. 2013.....	XXX	XXX	XXX	XXX	XXX	XXX	XXX	XXX	XXX		XXX	XXX
4. Totals												

ANNUAL STATEMENT FOR THE YEAR 2013 OF THE NATIONWIDE INDEMNITY COMPANY

SCHEDULE P - PART 3A - HOMEOWNERS/FARMOWNERS

Years in Which Losses Were Incurred	CUMULATIVE PAID NET LOSSES AND DEFENSE AND COST CONTAINMENT EXPENSES REPORTED AT YEAR END (\$000 OMITTED)										11 Number of Claims Closed With Loss Payment	12 Number of Claims Closed Without Loss Payment
	1	2	3	4	5	6	7	8	9	10		
	2004	2005	2006	2007	2008	2009	2010	2011	2012	2013		
1. Prior.....	.000	.190	.485	.492	.490	.492	.490	.611	.611	.610	.17	
2. 2004.....												
3. 2005.....	XXX											
4. 2006.....	XXX	XXX										
5. 2007.....	XXX	XXX	XXX									
6. 2008.....	XXX	XXX	XXX	XXX								
7. 2009.....	XXX	XXX	XXX	XXX	XXX							
8. 2010.....	XXX	XXX	XXX	XXX	XXX	XXX						
9. 2011.....	XXX	XXX	XXX	XXX	XXX	XXX	XXX					
10. 2012.....	XXX	XXX	XXX	XXX	XXX	XXX	XXX	XXX				
11. 2013.....	XXX	XXX	XXX	XXX	XXX	XXX	XXX	XXX	XXX			

SCHEDULE P - PART 3B - PRIVATE PASSENGER AUTO LIABILITY/MEDICAL

1. Prior.....	.000	4,555	5,152	5,261	5,483	5,980	6,209	6,578	6,754	7,051	.373	
2. 2004.....												
3. 2005.....	XXX											
4. 2006.....	XXX	XXX										
5. 2007.....	XXX	XXX	XXX									
6. 2008.....	XXX	XXX	XXX	XXX								
7. 2009.....	XXX	XXX	XXX	XXX	XXX							
8. 2010.....	XXX	XXX	XXX	XXX	XXX	XXX						
9. 2011.....	XXX	XXX	XXX	XXX	XXX	XXX	XXX					
10. 2012.....	XXX	XXX	XXX	XXX	XXX	XXX	XXX	XXX				
11. 2013.....	XXX	XXX	XXX	XXX	XXX	XXX	XXX	XXX	XXX			

SCHEDULE P - PART 3C - COMMERCIAL AUTO/TRUCK LIABILITY/MEDICAL

1. Prior.....	.000	2,030	3,053	2,722	3,272	3,987	2,837	3,064	3,374	3,313	.314	
2. 2004.....												
3. 2005.....	XXX											
4. 2006.....	XXX	XXX										
5. 2007.....	XXX	XXX	XXX									
6. 2008.....	XXX	XXX	XXX	XXX								
7. 2009.....	XXX	XXX	XXX	XXX	XXX							
8. 2010.....	XXX	XXX	XXX	XXX	XXX	XXX						
9. 2011.....	XXX	XXX	XXX	XXX	XXX	XXX	XXX					
10. 2012.....	XXX	XXX	XXX	XXX	XXX	XXX	XXX	XXX				
11. 2013.....	XXX	XXX	XXX	XXX	XXX	XXX	XXX	XXX	XXX			

SCHEDULE P - PART 3D - WORKERS' COMPENSATION  
(EXCLUDING EXCESS WORKERS' COMPENSATION)

1. Prior.....	.000	3,989	7,567	10,637	13,636	17,594	20,458	23,009	24,344	26,430	1,065	
2. 2004.....												
3. 2005.....	XXX											
4. 2006.....	XXX	XXX										
5. 2007.....	XXX	XXX	XXX									
6. 2008.....	XXX	XXX	XXX	XXX								
7. 2009.....	XXX	XXX	XXX	XXX	XXX							
8. 2010.....	XXX	XXX	XXX	XXX	XXX	XXX						
9. 2011.....	XXX	XXX	XXX	XXX	XXX	XXX	XXX					
10. 2012.....	XXX	XXX	XXX	XXX	XXX	XXX	XXX	XXX				
11. 2013.....	XXX	XXX	XXX	XXX	XXX	XXX	XXX	XXX	XXX			

SCHEDULE P - PART 3E - COMMERCIAL MULTIPLE PERIL

1. Prior.....	.000	17,357	31,472	42,677	54,060	61,951	66,572	72,968	76,258	76,256	10,847	
2. 2004.....												
3. 2005.....	XXX											
4. 2006.....	XXX	XXX										
5. 2007.....	XXX	XXX	XXX									
6. 2008.....	XXX	XXX	XXX	XXX								
7. 2009.....	XXX	XXX	XXX	XXX	XXX							
8. 2010.....	XXX	XXX	XXX	XXX	XXX	XXX						
9. 2011.....	XXX	XXX	XXX	XXX	XXX	XXX	XXX					
10. 2012.....	XXX	XXX	XXX	XXX	XXX	XXX	XXX	XXX				
11. 2013.....	XXX	XXX	XXX	XXX	XXX	XXX	XXX	XXX	XXX			

ANNUAL STATEMENT FOR THE YEAR 2013 OF THE   NATIONWIDE INDEMNITY COMPANY

SCHEDULE P - PART 3F - SECTION 1 - MEDICAL PROFESSIONAL LIABILITY - OCCURRENCE

Years in Which Losses Were Incurred	CUMULATIVE PAID NET LOSSES AND DEFENSE AND COST CONTAINMENT EXPENSES REPORTED AT YEAR END (\$000 OMITTED)										11 Number of Claims Closed With Loss Payment	12 Number of Claims Closed Without Loss Payment
	1	2	3	4	5	6	7	8	9	10		
	2004	2005	2006	2007	2008	2009	2010	2011	2012	2013		
1. Prior.....	.000	.638	.664	.731	.744	.743	.739	.761	.846	.820	200	
2. 2004.....												
3. 2005.....	XXX											
4. 2006.....	XXX	XXX										
5. 2007.....	XXX	XXX	XXX									
6. 2008.....	XXX	XXX	XXX	XXX								
7. 2009.....	XXX	XXX	XXX	XXX	XXX							
8. 2010.....	XXX	XXX	XXX	XXX	XXX	XXX						
9. 2011.....	XXX	XXX	XXX	XXX	XXX	XXX	XXX					
10. 2012.....	XXX	XXX	XXX	XXX	XXX	XXX	XXX	XXX				
11. 2013.....	XXX	XXX	XXX	XXX	XXX	XXX	XXX	XXX	XXX			

SCHEDULE P - PART 3F - SECTION 2 - MEDICAL PROFESSIONAL LIABILITY - CLAIMS-MADE

1. Prior.....	.000	.10	.33	.33	.33	.33	.33	.33	.33	.33	.1	
2. 2004.....												
3. 2005.....	XXX											
4. 2006.....	XXX	XXX										
5. 2007.....	XXX	XXX	XXX									
6. 2008.....	XXX	XXX	XXX	XXX								
7. 2009.....	XXX	XXX	XXX	XXX	XXX							
8. 2010.....	XXX	XXX	XXX	XXX	XXX	XXX						
9. 2011.....	XXX	XXX	XXX	XXX	XXX	XXX	XXX					
10. 2012.....	XXX	XXX	XXX	XXX	XXX	XXX	XXX	XXX				
11. 2013.....	XXX	XXX	XXX	XXX	XXX	XXX	XXX	XXX	XXX			

SCHEDULE P - PART 3G - SPECIAL LIABILITY (OCEAN MARINE, AIRCRAFT (ALL PERILS),  
BOILER AND MACHINERY)

1. Prior.....	.000	1,580	1,726	2,187	2,115	2,181	1,966	2,102	2,257	2,280	XXX	XXX
2. 2004.....											XXX	XXX
3. 2005.....	XXX										XXX	XXX
4. 2006.....	XXX	XXX									XXX	XXX
5. 2007.....	XXX	XXX	XXX								XXX	XXX
6. 2008.....	XXX	XXX	XXX	XXX							XXX	XXX
7. 2009.....	XXX	XXX	XXX	XXX	XXX						XXX	XXX
8. 2010.....	XXX	XXX	XXX	XXX	XXX	XXX					XXX	XXX
9. 2011.....	XXX	XXX	XXX	XXX	XXX	XXX	XXX				XXX	XXX
10. 2012.....	XXX	XXX	XXX	XXX	XXX	XXX	XXX	XXX			XXX	XXX
11. 2013.....	XXX	XXX	XXX	XXX	XXX	XXX	XXX	XXX	XXX	XXX	XXX	XXX

SCHEDULE P - PART 3H - SECTION 1 - OTHER LIABILITY - OCCURRENCE

1. Prior.....	.000	.73,123	.198,105	.235,314	.287,542	.341,998	.369,276	.413,700	.464,450	.511,391	.37,488	
2. 2004.....												
3. 2005.....	XXX											
4. 2006.....	XXX	XXX										
5. 2007.....	XXX	XXX	XXX									
6. 2008.....	XXX	XXX	XXX	XXX								
7. 2009.....	XXX	XXX	XXX	XXX	XXX							
8. 2010.....	XXX	XXX	XXX	XXX	XXX	XXX						
9. 2011.....	XXX	XXX	XXX	XXX	XXX	XXX	XXX					
10. 2012.....	XXX	XXX	XXX	XXX	XXX	XXX	XXX	XXX				
11. 2013.....	XXX	XXX	XXX	XXX	XXX	XXX	XXX	XXX	XXX			

SCHEDULE P - PART 3H - SECTION 2 - OTHER LIABILITY - CLAIMS-MADE

1. Prior.....	.000	.211	.213	.353	.353	.353	.522	.532	.535	.840	.261	
2. 2004.....												
3. 2005.....	XXX											
4. 2006.....	XXX	XXX										
5. 2007.....	XXX	XXX	XXX									
6. 2008.....	XXX	XXX	XXX	XXX								
7. 2009.....	XXX	XXX	XXX	XXX	XXX							
8. 2010.....	XXX	XXX	XXX	XXX	XXX	XXX						
9. 2011.....	XXX	XXX	XXX	XXX	XXX	XXX	XXX					
10. 2012.....	XXX	XXX	XXX	XXX	XXX	XXX	XXX	XXX				
11. 2013.....	XXX	XXX	XXX	XXX	XXX	XXX	XXX	XXX	XXX			



ANNUAL STATEMENT FOR THE YEAR 2013 OF THE NATIONWIDE INDEMNITY COMPANY

**SCHEDULE P - PART 3I - SPECIAL PROPERTY (FIRE, ALLIED LINES, INLAND MARINE, EARTHQUAKE, BURGLARY, AND THEFT)**

Years in Which Losses Were Incurred	CUMULATIVE PAID NET LOSSES AND DEFENSE AND COST CONTAINMENT EXPENSES REPORTED AT YEAR END (\$000 OMITTED)										11 Number of Claims Closed With Loss Payment	12 Number of Claims Closed Without Loss Payment
	1	2	3	4	5	6	7	8	9	10		
	2004	2005	2006	2007	2008	2009	2010	2011	2012	2013		
1. Prior.....	XXX	XXX	XXX	XXX	XXX	XXX	XXX	.000	(2)	586	XXX	XXX
2. 2012.....	XXX	XXX	XXX	XXX	XXX	XXX	XXX	XXX			XXX	XXX
3. 2013.....	XXX	XXX	XXX	XXX	XXX	XXX	XXX	XXX	XXX		XXX	XXX

**SCHEDULE P - PART 3J - AUTO PHYSICAL DAMAGE**

1. Prior.....	XXX	XXX	XXX	XXX	XXX	XXX	XXX	.000	(1)	(1)		
2. 2012.....	XXX	XXX	XXX	XXX	XXX	XXX	XXX	XXX				
3. 2013.....	XXX	XXX	XXX	XXX	XXX	XXX	XXX	XXX	XXX			

**SCHEDULE P - PART 3K - FIDELITY/SURETY**

1. Prior.....	XXX	XXX	XXX	XXX	XXX	XXX	XXX	.000	275	245	XXX	XXX
2. 2012.....	XXX	XXX	XXX	XXX	XXX	XXX	XXX	XXX			XXX	XXX
3. 2013.....	XXX	XXX	XXX	XXX	XXX	XXX	XXX	XXX	XXX		XXX	XXX

**SCHEDULE P - PART 3L - OTHER (INCLUDING CREDIT, ACCIDENT AND HEALTH)**

1. Prior.....	XXX	XXX	XXX	XXX	XXX	XXX	XXX	.000	26	26	XXX	XXX
2. 2012.....	XXX	XXX	XXX	XXX	XXX	XXX	XXX	XXX			XXX	XXX
3. 2013.....	XXX	XXX	XXX	XXX	XXX	XXX	XXX	XXX	XXX		XXX	XXX

**SCHEDULE P - PART 3M - INTERNATIONAL**

1. Prior.....	.000	(866)	5,715	(4,803)	(4,715)	(5,828)	(4,557)	(4,098)	(3,823)	(3,714)	XXX	XXX
2. 2004.....											XXX	XXX
3. 2005.....	XXX										XXX	XXX
4. 2006.....	XXX	XXX									XXX	XXX
5. 2007.....	XXX	XXX	XXX								XXX	XXX
6. 2008.....	XXX	XXX	XXX	XXX							XXX	XXX
7. 2009.....	XXX	XXX	XXX	XXX	XXX						XXX	XXX
8. 2010.....	XXX	XXX	XXX	XXX	XXX	XXX					XXX	XXX
9. 2011.....	XXX	XXX	XXX	XXX	XXX	XXX	XXX				XXX	XXX
10. 2012.....	XXX	XXX	XXX	XXX	XXX	XXX	XXX	XXX			XXX	XXX
11. 2013.....	XXX	XXX	XXX	XXX	XXX	XXX	XXX	XXX	XXX		XXX	XXX

ANNUAL STATEMENT FOR THE YEAR 2013 OF THE NATIONWIDE INDEMNITY COMPANY

SCHEDULE P - PART 3N - REINSURANCE  
NONPROPORTIONAL ASSUMED PROPERTY

Years in Which Losses Were Incurred	CUMULATIVE PAID NET LOSSES AND DEFENSE AND COST CONTAINMENT EXPENSES REPORTED AT YEAR END (\$000 OMITTED)										11 Number of Claims Closed With Loss Payment	12 Number of Claims Closed Without Loss Payment
	1	2	3	4	5	6	7	8	9	10		
	2004	2005	2006	2007	2008	2009	2010	2011	2012	2013		
1. Prior.....	.000	2,266	(892)	(397)	(211)	11,603	8,527	8,402	8,379	8,332	XXX	XXX
2. 2004.....											XXX	XXX
3. 2005.....	XXX										XXX	XXX
4. 2006.....	XXX	XXX									XXX	XXX
5. 2007.....	XXX	XXX	XXX								XXX	XXX
6. 2008.....	XXX	XXX	XXX	XXX							XXX	XXX
7. 2009.....	XXX	XXX	XXX	XXX	XXX						XXX	XXX
8. 2010.....	XXX	XXX	XXX	XXX	XXX	XXX					XXX	XXX
9. 2011.....	XXX	XXX	XXX	XXX	XXX	XXX	XXX				XXX	XXX
10. 2012.....	XXX	XXX	XXX	XXX	XXX	XXX	XXX	XXX			XXX	XXX
11. 2013.....	XXX	XXX	XXX	XXX	XXX	XXX	XXX	XXX	XXX		XXX	XXX

SCHEDULE P - PART 3O - REINSURANCE  
NONPROPORTIONAL ASSUMED LIABILITY

1. Prior.....	.000	26,369	51,128	80,858	120,309	171,551	242,591	270,224	295,787	314,193	XXX	XXX
2. 2004.....											XXX	XXX
3. 2005.....	XXX										XXX	XXX
4. 2006.....	XXX	XXX									XXX	XXX
5. 2007.....	XXX	XXX	XXX								XXX	XXX
6. 2008.....	XXX	XXX	XXX	XXX							XXX	XXX
7. 2009.....	XXX	XXX	XXX	XXX	XXX						XXX	XXX
8. 2010.....	XXX	XXX	XXX	XXX	XXX	XXX					XXX	XXX
9. 2011.....	XXX	XXX	XXX	XXX	XXX	XXX	XXX				XXX	XXX
10. 2012.....	XXX	XXX	XXX	XXX	XXX	XXX	XXX	XXX			XXX	XXX
11. 2013.....	XXX	XXX	XXX	XXX	XXX	XXX	XXX	XXX	XXX		XXX	XXX

SCHEDULE P - PART 3P - REINSURANCE  
NONPROPORTIONAL ASSUMED FINANCIAL LINES

1. Prior.....	.000	485	485	485	485	485	485	485	485	485	XXX	XXX
2. 2004.....											XXX	XXX
3. 2005.....	XXX										XXX	XXX
4. 2006.....	XXX	XXX									XXX	XXX
5. 2007.....	XXX	XXX	XXX								XXX	XXX
6. 2008.....	XXX	XXX	XXX	XXX							XXX	XXX
7. 2009.....	XXX	XXX	XXX	XXX	XXX						XXX	XXX
8. 2010.....	XXX	XXX	XXX	XXX	XXX	XXX					XXX	XXX
9. 2011.....	XXX	XXX	XXX	XXX	XXX	XXX	XXX				XXX	XXX
10. 2012.....	XXX	XXX	XXX	XXX	XXX	XXX	XXX	XXX			XXX	XXX
11. 2013.....	XXX	XXX	XXX	XXX	XXX	XXX	XXX	XXX	XXX		XXX	XXX

ANNUAL STATEMENT FOR THE YEAR 2013 OF THE NATIONWIDE INDEMNITY COMPANY

**SCHEDULE P - PART 3R - SECTION 1 - PRODUCTS LIABILITY - OCCURENCE**

Years in Which Losses Were Incurred	CUMULATIVE PAID NET LOSSES AND DEFENSE AND COST CONTAINMENT EXPENSES REPORTED AT YEAR END (\$000 OMITTED)										11 Number of Claims Closed With Loss Payment	12 Number of Claims Closed Without Loss Payment
	1	2	3	4	5	6	7	8	9	10		
	2004	2005	2006	2007	2008	2009	2010	2011	2012	2013		
1. Prior.....	.000	120,075	249,579	340,008	408,030	478,366	551,159	649,815	757,362	852,808	113,304	
2. 2004.....												
3. 2005.....	XXX											
4. 2006.....	XXX	XXX										
5. 2007.....	XXX	XXX	XXX									
6. 2008.....	XXX	XXX	XXX	XXX								
7. 2009.....	XXX	XXX	XXX	XXX	XXX							
8. 2010.....	XXX	XXX	XXX	XXX	XXX	XXX						
9. 2011.....	XXX	XXX	XXX	XXX	XXX	XXX	XXX					
10. 2012.....	XXX	XXX	XXX	XXX	XXX	XXX	XXX	XXX				
11. 2013.....	XXX	XXX	XXX	XXX	XXX	XXX	XXX	XXX	XXX			

**SCHEDULE P - PART 3R - SECTION 2 - PRODUCTS LIABILITY - CLAIMS-MADE**

1. Prior.....	.000	32	(88)	(88)	(88)	(85)	(74)	115	129	101	34	
2. 2004.....												
3. 2005.....	XXX											
4. 2006.....	XXX	XXX										
5. 2007.....	XXX	XXX	XXX									
6. 2008.....	XXX	XXX	XXX	XXX								
7. 2009.....	XXX	XXX	XXX	XXX	XXX							
8. 2010.....	XXX	XXX	XXX	XXX	XXX	XXX						
9. 2011.....	XXX	XXX	XXX	XXX	XXX	XXX	XXX					
10. 2012.....	XXX	XXX	XXX	XXX	XXX	XXX	XXX	XXX				
11. 2013.....	XXX	XXX	XXX	XXX	XXX	XXX	XXX	XXX	XXX			

**SCHEDULE P - PART 3S - FINANCIAL GUARANTY/MORTGAGE GUARANTY**

1. Prior.....	XXX	XXX	XXX	XXX	XXX	XXX	XXX	.000			XXX	XXX
2. 2012.....	XXX	XXX	XXX	XXX	XXX	XXX	XXX	XXX			XXX	XXX
3. 2013.....	XXX	XXX	XXX	XXX	XXX	XXX	XXX	XXX	XXX		XXX	XXX

**SCHEDULE P - PART 3T - WARRANTY**

1. Prior.....	XXX	XXX	XXX	XXX	XXX	XXX	XXX	.000				
2. 2012.....	XXX	XXX	XXX	XXX	XXX	XXX	XXX	XXX				
3. 2013.....	XXX	XXX	XXX	XXX	XXX	XXX	XXX	XXX	XXX			

ANNUAL STATEMENT FOR THE YEAR 2013 OF THE NATIONWIDE INDEMNITY COMPANY

SCHEDULE P - PART 4A - HOMEOWNERS/FARMOWNERS

Years in Which Losses Were Incurred	BULK AND IBNR RESERVES ON NET LOSSES AND DEFENSE AND COST CONTAINMENT EXPENSES REPORTED AT YEAR END (\$000 OMITTED)									
	1	2	3	4	5	6	7	8	9	10
	2004	2005	2006	2007	2008	2009	2010	2011	2012	2013
1. Prior.....	123	113	63	23	29	1	1	8	8	35
2. 2004.....										
3. 2005.....	XXX									
4. 2006.....	XXX	XXX								
5. 2007.....	XXX	XXX	XXX							
6. 2008.....	XXX	XXX	XXX	XXX						
7. 2009.....	XXX	XXX	XXX	XXX	XXX					
8. 2010.....	XXX	XXX	XXX	XXX	XXX	XXX				
9. 2011.....	XXX	XXX	XXX	XXX	XXX	XXX	XXX			
10. 2012.....	XXX	XXX	XXX	XXX	XXX	XXX	XXX	XXX		
11. 2013.....	XXX	XXX	XXX	XXX	XXX	XXX	XXX	XXX	XXX	

SCHEDULE P - PART 4B - PRIVATE PASSENGER AUTO LIABILITY/MEDICAL

1. Prior.....	23,762	36,363	35,563	35,574	36,595	37,568	36,621	4,111	(171)	(112)
2. 2004.....										
3. 2005.....	XXX									
4. 2006.....	XXX	XXX								
5. 2007.....	XXX	XXX	XXX							
6. 2008.....	XXX	XXX	XXX	XXX						
7. 2009.....	XXX	XXX	XXX	XXX	XXX					
8. 2010.....	XXX	XXX	XXX	XXX	XXX	XXX				
9. 2011.....	XXX	XXX	XXX	XXX	XXX	XXX	XXX			
10. 2012.....	XXX	XXX	XXX	XXX	XXX	XXX	XXX	XXX		
11. 2013.....	XXX	XXX	XXX	XXX	XXX	XXX	XXX	XXX	XXX	

SCHEDULE P - PART 4C - COMMERCIAL AUTO/TRUCK LIABILITY/MEDICAL

1. Prior.....	2,427	1,406	692	612	1,218	1,213	1,185	1,075	(99)	(99)
2. 2004.....										
3. 2005.....	XXX									
4. 2006.....	XXX	XXX								
5. 2007.....	XXX	XXX	XXX							
6. 2008.....	XXX	XXX	XXX	XXX						
7. 2009.....	XXX	XXX	XXX	XXX	XXX					
8. 2010.....	XXX	XXX	XXX	XXX	XXX	XXX				
9. 2011.....	XXX	XXX	XXX	XXX	XXX	XXX	XXX			
10. 2012.....	XXX	XXX	XXX	XXX	XXX	XXX	XXX	XXX		
11. 2013.....	XXX	XXX	XXX	XXX	XXX	XXX	XXX	XXX	XXX	

SCHEDULE P - PART 4D - WORKERS' COMPENSATION  
(EXCLUDING EXCESS WORKERS' COMPENSATION)

1. Prior.....	21,709	17,375	21,759	14,928	15,184	12,772	21,843	21,652	21,856	15,571
2. 2004.....										
3. 2005.....	XXX									
4. 2006.....	XXX	XXX								
5. 2007.....	XXX	XXX	XXX							
6. 2008.....	XXX	XXX	XXX	XXX						
7. 2009.....	XXX	XXX	XXX	XXX	XXX					
8. 2010.....	XXX	XXX	XXX	XXX	XXX	XXX				
9. 2011.....	XXX	XXX	XXX	XXX	XXX	XXX	XXX			
10. 2012.....	XXX	XXX	XXX	XXX	XXX	XXX	XXX	XXX		
11. 2013.....	XXX	XXX	XXX	XXX	XXX	XXX	XXX	XXX	XXX	

SCHEDULE P - PART 4E - COMMERCIAL MULTIPLE PERIL

1. Prior.....	80,492	102,220	83,837	63,688	55,451	48,232	45,365	37,772	38,308	26,987
2. 2004.....										
3. 2005.....	XXX									
4. 2006.....	XXX	XXX								
5. 2007.....	XXX	XXX	XXX							
6. 2008.....	XXX	XXX	XXX	XXX						
7. 2009.....	XXX	XXX	XXX	XXX	XXX					
8. 2010.....	XXX	XXX	XXX	XXX	XXX	XXX				
9. 2011.....	XXX	XXX	XXX	XXX	XXX	XXX	XXX			
10. 2012.....	XXX	XXX	XXX	XXX	XXX	XXX	XXX	XXX		
11. 2013.....	XXX	XXX	XXX	XXX	XXX	XXX	XXX	XXX	XXX	

ANNUAL STATEMENT FOR THE YEAR 2013 OF THE NATIONWIDE INDEMNITY COMPANY

SCHEDULE P - PART 4F - SECTION 1 - MEDICAL PROFESSIONAL LIABILITY - OCCURRENCE

Years in Which Losses Were Incurred	BULK AND IBNR RESERVES ON NET LOSSES AND DEFENSE AND COST CONTAINMENT EXPENSES REPORTED AT YEAR END (\$000 OMITTED)									
	1	2	3	4	5	6	7	8	9	10
	2004	2005	2006	2007	2008	2009	2010	2011	2012	2013
1. Prior.....	4,354	15	2		(1)					(13)
2. 2004.....										
3. 2005.....	XXX									
4. 2006.....	XXX	XXX								
5. 2007.....	XXX	XXX	XXX							
6. 2008.....	XXX	XXX	XXX	XXX						
7. 2009.....	XXX	XXX	XXX	XXX	XXX					
8. 2010.....	XXX	XXX	XXX	XXX	XXX	XXX				
9. 2011.....	XXX	XXX	XXX	XXX	XXX	XXX	XXX			
10. 2012.....	XXX	XXX	XXX	XXX	XXX	XXX	XXX	XXX		
11. 2013.....	XXX	XXX	XXX	XXX	XXX	XXX	XXX	XXX	XXX	

SCHEDULE P - PART 4F - SECTION 2 - MEDICAL PROFESSIONAL LIABILITY - CLAIMS-MADE

1. Prior.....										
2. 2004.....										
3. 2005.....	XXX									
4. 2006.....	XXX	XXX								
5. 2007.....	XXX	XXX	XXX							
6. 2008.....	XXX	XXX	XXX	XXX						
7. 2009.....	XXX	XXX	XXX	XXX	XXX					
8. 2010.....	XXX	XXX	XXX	XXX	XXX	XXX				
9. 2011.....	XXX	XXX	XXX	XXX	XXX	XXX	XXX			
10. 2012.....	XXX	XXX	XXX	XXX	XXX	XXX	XXX	XXX		
11. 2013.....	XXX	XXX	XXX	XXX	XXX	XXX	XXX	XXX	XXX	

NONE

SCHEDULE P - PART 4G - SPECIAL LIABILITY (OCEAN MARINE, AIRCRAFT (ALL PERILS), BOILER AND MACHINERY)

1. Prior.....	2,440	2,059	2,506	2,390	1,751	1,739	1,750	1,496	767	769
2. 2004.....										
3. 2005.....	XXX									
4. 2006.....	XXX	XXX								
5. 2007.....	XXX	XXX	XXX							
6. 2008.....	XXX	XXX	XXX	XXX						
7. 2009.....	XXX	XXX	XXX	XXX	XXX					
8. 2010.....	XXX	XXX	XXX	XXX	XXX	XXX				
9. 2011.....	XXX	XXX	XXX	XXX	XXX	XXX	XXX			
10. 2012.....	XXX	XXX	XXX	XXX	XXX	XXX	XXX	XXX		
11. 2013.....	XXX	XXX	XXX	XXX	XXX	XXX	XXX	XXX	XXX	

SCHEDULE P - PART 4H - SECTION 1 - OTHER LIABILITY - OCCURRENCE

1. Prior.....	768,258	1,206,069	1,092,812	1,112,240	1,002,652	927,775	823,310	265,404	363,452	365,018
2. 2004.....										
3. 2005.....	XXX									
4. 2006.....	XXX	XXX								
5. 2007.....	XXX	XXX	XXX							
6. 2008.....	XXX	XXX	XXX	XXX						
7. 2009.....	XXX	XXX	XXX	XXX	XXX					
8. 2010.....	XXX	XXX	XXX	XXX	XXX	XXX				
9. 2011.....	XXX	XXX	XXX	XXX	XXX	XXX	XXX			
10. 2012.....	XXX	XXX	XXX	XXX	XXX	XXX	XXX	XXX		
11. 2013.....	XXX	XXX	XXX	XXX	XXX	XXX	XXX	XXX	XXX	

SCHEDULE P - PART 4H - SECTION 2 - OTHER LIABILITY - CLAIMS-MADE

1. Prior.....	8	17	21	15	11	11	10	9	9	
2. 2004.....										
3. 2005.....	XXX									
4. 2006.....	XXX	XXX								
5. 2007.....	XXX	XXX	XXX							
6. 2008.....	XXX	XXX	XXX	XXX						
7. 2009.....	XXX	XXX	XXX	XXX	XXX					
8. 2010.....	XXX	XXX	XXX	XXX	XXX	XXX				
9. 2011.....	XXX	XXX	XXX	XXX	XXX	XXX	XXX			
10. 2012.....	XXX	XXX	XXX	XXX	XXX	XXX	XXX	XXX		
11. 2013.....	XXX	XXX	XXX	XXX	XXX	XXX	XXX	XXX	XXX	

ANNUAL STATEMENT FOR THE YEAR 2013 OF THE NATIONWIDE INDEMNITY COMPANY

**SCHEDULE P - PART 4I - SPECIAL PROPERTY (FIRE, ALLIED LINES, INLAND MARINE, EARTHQUAKE, BURGLARY, AND THEFT)**

Years in Which Losses Were Incurred	BULK AND IBNR RESERVES ON NET LOSSES AND DEFENSE AND COST CONTAINMENT EXPENSES REPORTED AT YEAR END (\$000 OMITTED)									
	1	2	3	4	5	6	7	8	9	10
	2004	2005	2006	2007	2008	2009	2010	2011	2012	2013
1. Prior.....	XXX	XXX	XXX	XXX	XXX	XXX	XXX	3,387	3,199	2,408
2. 2012.....	XXX	XXX	XXX	XXX	XXX	XXX	XXX	XXX		
3. 2013.....	XXX	XXX	XXX	XXX	XXX	XXX	XXX	XXX	XXX	

**SCHEDULE P - PART 4J - AUTO PHYSICAL DAMAGE**

1. Prior.....	XXX	XXX	XXX	XXX	XXX	XXX	XXX			
2. 2012.....	XXX	XXX	XXX	XXX	XXX	XXX	XXX	XXX		
3. 2013.....	XXX	XXX	XXX	XXX	XXX	XXX	XXX	XXX	XXX	

**SCHEDULE P - PART 4K - FIDELITY/SURETY**

1. Prior.....	XXX	XXX	XXX	XXX	XXX	XXX	XXX	447	503	484
2. 2012.....	XXX	XXX	XXX	XXX	XXX	XXX	XXX	XXX		
3. 2013.....	XXX	XXX	XXX	XXX	XXX	XXX	XXX	XXX	XXX	

**SCHEDULE P - PART 4L - OTHER (INCLUDING CREDIT, ACCIDENT AND HEALTH)**

1. Prior.....	XXX	XXX	XXX	XXX	XXX	XXX	XXX	9	4	9
2. 2012.....	XXX	XXX	XXX	XXX	XXX	XXX	XXX	XXX		
3. 2013.....	XXX	XXX	XXX	XXX	XXX	XXX	XXX	XXX	XXX	

**SCHEDULE P - PART 4M - INTERNATIONAL**

1. Prior.....	123,739	13,598	10,722	16,611	37,983	29,018	17,866	16,068	8,625	8,560
2. 2004.....										
3. 2005.....	XXX									
4. 2006.....	XXX	XXX								
5. 2007.....	XXX	XXX	XXX							
6. 2008.....	XXX	XXX	XXX	XXX						
7. 2009.....	XXX	XXX	XXX	XXX	XXX					
8. 2010.....	XXX	XXX	XXX	XXX	XXX	XXX				
9. 2011.....	XXX	XXX	XXX	XXX	XXX	XXX	XXX			
10. 2012.....	XXX	XXX	XXX	XXX	XXX	XXX	XXX	XXX		
11. 2013.....	XXX	XXX	XXX	XXX	XXX	XXX	XXX	XXX	XXX	

ANNUAL STATEMENT FOR THE YEAR 2013 OF THE NATIONWIDE INDEMNITY COMPANY

SCHEDULE P - PART 4N - REINSURANCE  
NONPROPORTIONAL ASSUMED PROPERTY

Years in Which Losses Were Incurred	BULK AND IBNR RESERVES ON NET LOSSES AND DEFENSE AND COST CONTAINMENT EXPENSES REPORTED AT YEAR END (\$000 OMITTED)									
	1	2	3	4	5	6	7	8	9	10
	2004	2005	2006	2007	2008	2009	2010	2011	2012	2013
1. Prior.....	3,250	709	50	156	(850)	(805)	(782)	885	885	885
2. 2004.....										
3. 2005.....	XXX									
4. 2006.....	XXX	XXX								
5. 2007.....	XXX	XXX	XXX							
6. 2008.....	XXX	XXX	XXX	XXX						
7. 2009.....	XXX	XXX	XXX	XXX	XXX					
8. 2010.....	XXX	XXX	XXX	XXX	XXX	XXX				
9. 2011.....	XXX	XXX	XXX	XXX	XXX	XXX	XXX			
10. 2012.....	XXX	XXX	XXX	XXX	XXX	XXX	XXX	XXX		
11. 2013.....	XXX	XXX	XXX	XXX	XXX	XXX	XXX	XXX	XXX	

SCHEDULE P - PART 4O - REINSURANCE  
NONPROPORTIONAL ASSUMED LIABILITY

1. Prior.....	267,357	287,752	298,191	382,445	351,183	242,354	230,772	351,559	356,261	370,588
2. 2004.....										
3. 2005.....	XXX									
4. 2006.....	XXX	XXX								
5. 2007.....	XXX	XXX	XXX							
6. 2008.....	XXX	XXX	XXX	XXX						
7. 2009.....	XXX	XXX	XXX	XXX	XXX					
8. 2010.....	XXX	XXX	XXX	XXX	XXX	XXX				
9. 2011.....	XXX	XXX	XXX	XXX	XXX	XXX	XXX			
10. 2012.....	XXX	XXX	XXX	XXX	XXX	XXX	XXX	XXX		
11. 2013.....	XXX	XXX	XXX	XXX	XXX	XXX	XXX	XXX	XXX	

SCHEDULE P - PART 4P - REINSURANCE  
NONPROPORTIONAL ASSUMED FINANCIAL LINES

1. Prior.....									29	29
2. 2004.....										
3. 2005.....	XXX									
4. 2006.....	XXX	XXX								
5. 2007.....	XXX	XXX	XXX							
6. 2008.....	XXX	XXX	XXX	XXX						
7. 2009.....	XXX	XXX	XXX	XXX	XXX					
8. 2010.....	XXX	XXX	XXX	XXX	XXX	XXX				
9. 2011.....	XXX	XXX	XXX	XXX	XXX	XXX	XXX			
10. 2012.....	XXX	XXX	XXX	XXX	XXX	XXX	XXX	XXX		
11. 2013.....	XXX	XXX	XXX	XXX	XXX	XXX	XXX	XXX	XXX	

ANNUAL STATEMENT FOR THE YEAR 2013 OF THE NATIONWIDE INDEMNITY COMPANY

**SCHEDULE P - PART 4R - SECTION 1 - PRODUCTS LIABILITY - OCCURENCE**

Years in Which Losses Were Incurred	BULK AND IBNR RESERVES ON NET LOSSES AND DEFENSE AND COST CONTAINMENT EXPENSES REPORTED AT YEAR END (\$000 OMITTED)									
	1	2	3	4	5	6	7	8	9	10
	2004	2005	2006	2007	2008	2009	2010	2011	2012	2013
1. Prior.....	154,425	218,068	246,264	252,604	257,885	293,426	291,651	599,458	485,931	570,668
2. 2004.....										
3. 2005.....	XXX									
4. 2006.....	XXX	XXX								
5. 2007.....	XXX	XXX	XXX							
6. 2008.....	XXX	XXX	XXX	XXX						
7. 2009.....	XXX	XXX	XXX	XXX	XXX					
8. 2010.....	XXX	XXX	XXX	XXX	XXX	XXX				
9. 2011.....	XXX	XXX	XXX	XXX	XXX	XXX	XXX			
10. 2012.....	XXX	XXX	XXX	XXX	XXX	XXX	XXX	XXX		
11. 2013.....	XXX	XXX	XXX	XXX	XXX	XXX	XXX	XXX	XXX	

**SCHEDULE P - PART 4R - SECTION 2 - PRODUCTS LIABILITY - CLAIMS-MADE**

1. Prior.....	410	422	55	32	89	90	87	35	35	
2. 2004.....										
3. 2005.....	XXX									
4. 2006.....	XXX	XXX								
5. 2007.....	XXX	XXX	XXX							
6. 2008.....	XXX	XXX	XXX	XXX						
7. 2009.....	XXX	XXX	XXX	XXX	XXX					
8. 2010.....	XXX	XXX	XXX	XXX	XXX	XXX				
9. 2011.....	XXX	XXX	XXX	XXX	XXX	XXX	XXX			
10. 2012.....	XXX	XXX	XXX	XXX	XXX	XXX	XXX	XXX		
11. 2013.....	XXX	XXX	XXX	XXX	XXX	XXX	XXX	XXX	XXX	

**SCHEDULE P - PART 4S - FINANCIAL GUARANTY/MORTGAGE GUARANTY**

1. Prior.....	XXX	XXX	XXX	XXX	XXX	XXX	XXX			
2. 2012.....	XXX	XXX	XXX	XXX	XXX	XXX	XXX	XXX		
3. 2013.....	XXX	XXX	XXX	XXX	XXX	XXX	XXX	XXX	XXX	

NONE

**SCHEDULE P - PART 4T - WARRANTY**

1. Prior.....	XXX	XXX	XXX	XXX	XXX	XXX	XXX			
2. 2012.....	XXX	XXX	XXX	XXX	XXX	XXX	XXX	XXX		
3. 2013.....	XXX	XXX	XXX	XXX	XXX	XXX	XXX	XXX	XXX	

NONE



ANNUAL STATEMENT FOR THE YEAR 2013 OF THE NATIONWIDE INDEMNITY COMPANY

**SCHEDULE P - PART 5A - HOMEOWNERS/FARMOWNERS**

**SECTION 1**

Years in Which Premiums Were Earned and Losses Were Incurred	CUMULATIVE NUMBER OF CLAIMS CLOSED WITH LOSS PAYMENT DIRECT AND ASSUMED AT YEAR END									
	1	2	3	4	5	6	7	8	9	10
	2004	2005	2006	2007	2008	2009	2010	2011	2012	2013
1. Prior.....	20		4	8	2	2			1	
2. 2004.....										
3. 2005.....	XXX									
4. 2006.....	XXX	XXX								
5. 2007.....	XXX	XXX	XXX							
6. 2008.....	XXX	XXX	XXX	XXX						
7. 2009.....	XXX	XXX	XXX	XXX	XXX					
8. 2010.....	XXX	XXX	XXX	XXX	XXX	XXX				
9. 2011.....	XXX	XXX	XXX	XXX	XXX	XXX	XXX			
10. 2012.....	XXX	XXX	XXX	XXX	XXX	XXX	XXX	XXX		
11. 2013.....	XXX	XXX	XXX	XXX	XXX	XXX	XXX	XXX	XXX	

**SECTION 2**

Years in Which Premiums Were Earned and Losses Were Incurred	NUMBER OF CLAIMS OUTSTANDING DIRECT AND ASSUMED AT YEAR END									
	1	2	3	4	5	6	7	8	9	10
	2004	2005	2006	2007	2008	2009	2010	2011	2012	2013
1. Prior.....	22	22	23	14	7	6	5	9	7	7
2. 2004.....										
3. 2005.....	XXX									
4. 2006.....	XXX	XXX								
5. 2007.....	XXX	XXX	XXX							
6. 2008.....	XXX	XXX	XXX	XXX						
7. 2009.....	XXX	XXX	XXX	XXX	XXX					
8. 2010.....	XXX	XXX	XXX	XXX	XXX	XXX				
9. 2011.....	XXX	XXX	XXX	XXX	XXX	XXX	XXX			
10. 2012.....	XXX	XXX	XXX	XXX	XXX	XXX	XXX	XXX		
11. 2013.....	XXX	XXX	XXX	XXX	XXX	XXX	XXX	XXX	XXX	

**SECTION 3**

Years in Which Premiums Were Earned and Losses Were Incurred	CUMULATIVE NUMBER OF CLAIMS REPORTED DIRECT AND ASSUMED AT YEAR END									
	1	2	3	4	5	6	7	8	9	10
	2004	2005	2006	2007	2008	2009	2010	2011	2012	2013
1. Prior.....	12		9	11	(2)	1	2	4	2	1
2. 2004.....										
3. 2005.....	XXX									
4. 2006.....	XXX	XXX								
5. 2007.....	XXX	XXX	XXX							
6. 2008.....	XXX	XXX	XXX	XXX						
7. 2009.....	XXX	XXX	XXX	XXX	XXX					
8. 2010.....	XXX	XXX	XXX	XXX	XXX	XXX				
9. 2011.....	XXX	XXX	XXX	XXX	XXX	XXX	XXX			
10. 2012.....	XXX	XXX	XXX	XXX	XXX	XXX	XXX	XXX		
11. 2013.....	XXX	XXX	XXX	XXX	XXX	XXX	XXX	XXX	XXX	

ANNUAL STATEMENT FOR THE YEAR 2013 OF THE NATIONWIDE INDEMNITY COMPANY

**SCHEDULE P - PART 5B - PRIVATE PASSENGER AUTO LIABILITY/MEDICAL**

**SECTION 1**

Years in Which Premiums Were Earned and Losses Were Incurred	CUMULATIVE NUMBER OF CLAIMS CLOSED WITH LOSS PAYMENT DIRECT AND ASSUMED AT YEAR END									
	1	2	3	4	5	6	7	8	9	10
	2004	2005	2006	2007	2008	2009	2010	2011	2012	2013
1. Prior.....	112		29	58	50	95	26	25	59	31
2. 2004.....										
3. 2005.....	XXX									
4. 2006.....	XXX	XXX								
5. 2007.....	XXX	XXX	XXX							
6. 2008.....	XXX	XXX	XXX	XXX						
7. 2009.....	XXX	XXX	XXX	XXX	XXX					
8. 2010.....	XXX	XXX	XXX	XXX	XXX	XXX				
9. 2011.....	XXX	XXX	XXX	XXX	XXX	XXX	XXX			
10. 2012.....	XXX	XXX	XXX	XXX	XXX	XXX	XXX	XXX		
11. 2013.....	XXX	XXX	XXX	XXX	XXX	XXX	XXX	XXX	XXX	

**SECTION 2**

Years in Which Premiums Were Earned and Losses Were Incurred	NUMBER OF CLAIMS OUTSTANDING DIRECT AND ASSUMED AT YEAR END									
	1	2	3	4	5	6	7	8	9	10
	2004	2005	2006	2007	2008	2009	2010	2011	2012	2013
1. Prior.....	993	993	994	869	777	685	669	680	595	616
2. 2004.....										
3. 2005.....	XXX									
4. 2006.....	XXX	XXX								
5. 2007.....	XXX	XXX	XXX							
6. 2008.....	XXX	XXX	XXX	XXX						
7. 2009.....	XXX	XXX	XXX	XXX	XXX					
8. 2010.....	XXX	XXX	XXX	XXX	XXX	XXX				
9. 2011.....	XXX	XXX	XXX	XXX	XXX	XXX	XXX			
10. 2012.....	XXX	XXX	XXX	XXX	XXX	XXX	XXX	XXX		
11. 2013.....	XXX	XXX	XXX	XXX	XXX	XXX	XXX	XXX	XXX	

**SECTION 3**

Years in Which Premiums Were Earned and Losses Were Incurred	CUMULATIVE NUMBER OF CLAIMS REPORTED DIRECT AND ASSUMED AT YEAR END									
	1	2	3	4	5	6	7	8	9	10
	2004	2005	2006	2007	2008	2009	2010	2011	2012	2013
1. Prior.....	57		140	(37)	62	34	30	89	81	101
2. 2004.....										
3. 2005.....	XXX									
4. 2006.....	XXX	XXX								
5. 2007.....	XXX	XXX	XXX							
6. 2008.....	XXX	XXX	XXX	XXX						
7. 2009.....	XXX	XXX	XXX	XXX	XXX					
8. 2010.....	XXX	XXX	XXX	XXX	XXX	XXX				
9. 2011.....	XXX	XXX	XXX	XXX	XXX	XXX	XXX			
10. 2012.....	XXX	XXX	XXX	XXX	XXX	XXX	XXX	XXX		
11. 2013.....	XXX	XXX	XXX	XXX	XXX	XXX	XXX	XXX	XXX	

ANNUAL STATEMENT FOR THE YEAR 2013 OF THE NATIONWIDE INDEMNITY COMPANY

**SCHEDULE P - PART 5C - COMMERCIAL AUTO/TRUCK LIABILITY/MEDICAL**

**SECTION 1**

Years in Which Premiums Were Earned and Losses Were Incurred	CUMULATIVE NUMBER OF CLAIMS CLOSED WITH LOSS PAYMENT DIRECT AND ASSUMED AT YEAR END									
	1	2	3	4	5	6	7	8	9	10
	2004	2005	2006	2007	2008	2009	2010	2011	2012	2013
1. Prior.....	333	34	12	12	50	115	51	11	19	10
2. 2004.....										
3. 2005.....	XXX									
4. 2006.....	XXX	XXX								
5. 2007.....	XXX	XXX	XXX							
6. 2008.....	XXX	XXX	XXX	XXX						
7. 2009.....	XXX	XXX	XXX	XXX	XXX					
8. 2010.....	XXX	XXX	XXX	XXX	XXX	XXX				
9. 2011.....	XXX	XXX	XXX	XXX	XXX	XXX	XXX			
10. 2012.....	XXX	XXX	XXX	XXX	XXX	XXX	XXX	XXX		
11. 2013.....	XXX	XXX	XXX	XXX	XXX	XXX	XXX	XXX	XXX	

**SECTION 2**

Years in Which Premiums Were Earned and Losses Were Incurred	NUMBER OF CLAIMS OUTSTANDING DIRECT AND ASSUMED AT YEAR END									
	1	2	3	4	5	6	7	8	9	10
	2004	2005	2006	2007	2008	2009	2010	2011	2012	2013
1. Prior.....	563	527	501	406	377	257	205	183	161	164
2. 2004.....										
3. 2005.....	XXX									
4. 2006.....	XXX	XXX								
5. 2007.....	XXX	XXX	XXX							
6. 2008.....	XXX	XXX	XXX	XXX						
7. 2009.....	XXX	XXX	XXX	XXX	XXX					
8. 2010.....	XXX	XXX	XXX	XXX	XXX	XXX				
9. 2011.....	XXX	XXX	XXX	XXX	XXX	XXX	XXX			
10. 2012.....	XXX	XXX	XXX	XXX	XXX	XXX	XXX	XXX		
11. 2013.....	XXX	XXX	XXX	XXX	XXX	XXX	XXX	XXX	XXX	

**SECTION 3**

Years in Which Premiums Were Earned and Losses Were Incurred	CUMULATIVE NUMBER OF CLAIMS REPORTED DIRECT AND ASSUMED AT YEAR END									
	1	2	3	4	5	6	7	8	9	10
	2004	2005	2006	2007	2008	2009	2010	2011	2012	2013
1. Prior.....	287	6	1	(68)	31	5	6	6	27	23
2. 2004.....										
3. 2005.....	XXX									
4. 2006.....	XXX	XXX								
5. 2007.....	XXX	XXX	XXX							
6. 2008.....	XXX	XXX	XXX	XXX						
7. 2009.....	XXX	XXX	XXX	XXX	XXX					
8. 2010.....	XXX	XXX	XXX	XXX	XXX	XXX				
9. 2011.....	XXX	XXX	XXX	XXX	XXX	XXX	XXX			
10. 2012.....	XXX	XXX	XXX	XXX	XXX	XXX	XXX	XXX		
11. 2013.....	XXX	XXX	XXX	XXX	XXX	XXX	XXX	XXX	XXX	

ANNUAL STATEMENT FOR THE YEAR 2013 OF THE NATIONWIDE INDEMNITY COMPANY

**SCHEDULE P - PART 5D - WORKERS' COMPENSATION**  
**(EXCLUDING EXCESS WORKERS' COMPENSATION)**

**SECTION 1**

Years in Which Premiums Were Earned and Losses Were Incurred	CUMULATIVE NUMBER OF CLAIMS CLOSED WITH LOSS PAYMENT DIRECT AND ASSUMED AT YEAR END									
	1	2	3	4	5	6	7	8	9	10
	2004	2005	2006	2007	2008	2009	2010	2011	2012	2013
1. Prior.....	431	90	106	96	88	206	103	101	102	173
2. 2004.....										
3. 2005.....	XXX									
4. 2006.....	XXX	XXX								
5. 2007.....	XXX	XXX	XXX							
6. 2008.....	XXX	XXX	XXX	XXX						
7. 2009.....	XXX	XXX	XXX	XXX	XXX					
8. 2010.....	XXX	XXX	XXX	XXX	XXX	XXX				
9. 2011.....	XXX	XXX	XXX	XXX	XXX	XXX	XXX			
10. 2012.....	XXX	XXX	XXX	XXX	XXX	XXX	XXX	XXX		
11. 2013.....	XXX	XXX	XXX	XXX	XXX	XXX	XXX	XXX	XXX	

**SECTION 2**

Years in Which Premiums Were Earned and Losses Were Incurred	NUMBER OF CLAIMS OUTSTANDING DIRECT AND ASSUMED AT YEAR END									
	1	2	3	4	5	6	7	8	9	10
	2004	2005	2006	2007	2008	2009	2010	2011	2012	2013
1. Prior.....	3,022	3,018	3,030	2,567	2,584	2,478	2,147	2,208	2,116	2,109
2. 2004.....										
3. 2005.....	XXX									
4. 2006.....	XXX	XXX								
5. 2007.....	XXX	XXX	XXX							
6. 2008.....	XXX	XXX	XXX	XXX						
7. 2009.....	XXX	XXX	XXX	XXX	XXX					
8. 2010.....	XXX	XXX	XXX	XXX	XXX	XXX				
9. 2011.....	XXX	XXX	XXX	XXX	XXX	XXX	XXX			
10. 2012.....	XXX	XXX	XXX	XXX	XXX	XXX	XXX	XXX		
11. 2013.....	XXX	XXX	XXX	XXX	XXX	XXX	XXX	XXX	XXX	

**SECTION 3**

Years in Which Premiums Were Earned and Losses Were Incurred	CUMULATIVE NUMBER OF CLAIMS REPORTED DIRECT AND ASSUMED AT YEAR END									
	1	2	3	4	5	6	7	8	9	10
	2004	2005	2006	2007	2008	2009	2010	2011	2012	2013
1. Prior.....	575	113	317	(142)	267	198	174	409	218	443
2. 2004.....										
3. 2005.....	XXX									
4. 2006.....	XXX	XXX								
5. 2007.....	XXX	XXX	XXX							
6. 2008.....	XXX	XXX	XXX	XXX						
7. 2009.....	XXX	XXX	XXX	XXX	XXX					
8. 2010.....	XXX	XXX	XXX	XXX	XXX	XXX				
9. 2011.....	XXX	XXX	XXX	XXX	XXX	XXX	XXX			
10. 2012.....	XXX	XXX	XXX	XXX	XXX	XXX	XXX	XXX		
11. 2013.....	XXX	XXX	XXX	XXX	XXX	XXX	XXX	XXX	XXX	

ANNUAL STATEMENT FOR THE YEAR 2013 OF THE NATIONWIDE INDEMNITY COMPANY

**SCHEDULE P - PART 5E - COMMERCIAL MULTIPLE PERIL**

**SECTION 1**

Years in Which Premiums Were Earned and Losses Were Incurred	CUMULATIVE NUMBER OF CLAIMS CLOSED WITH LOSS PAYMENT DIRECT AND ASSUMED AT YEAR END									
	1	2	3	4	5	6	7	8	9	10
	2004	2005	2006	2007	2008	2009	2010	2011	2012	2013
1. Prior.....	2,573	1,661	7	1,152	1,302	1,415	823	1,702	1,968	817
2. 2004.....										
3. 2005.....	XXX									
4. 2006.....	XXX	XXX								
5. 2007.....	XXX	XXX	XXX							
6. 2008.....	XXX	XXX	XXX	XXX						
7. 2009.....	XXX	XXX	XXX	XXX	XXX					
8. 2010.....	XXX	XXX	XXX	XXX	XXX	XXX				
9. 2011.....	XXX	XXX	XXX	XXX	XXX	XXX	XXX			
10. 2012.....	XXX	XXX	XXX	XXX	XXX	XXX	XXX	XXX		
11. 2013.....	XXX	XXX	XXX	XXX	XXX	XXX	XXX	XXX	XXX	

**SECTION 2**

Years in Which Premiums Were Earned and Losses Were Incurred	NUMBER OF CLAIMS OUTSTANDING DIRECT AND ASSUMED AT YEAR END									
	1	2	3	4	5	6	7	8	9	10
	2004	2005	2006	2007	2008	2009	2010	2011	2012	2013
1. Prior.....	21,342	23,035	23,041	9,351	9,607	9,298	9,481	8,631	7,824	8,025
2. 2004.....										
3. 2005.....	XXX									
4. 2006.....	XXX	XXX								
5. 2007.....	XXX	XXX	XXX							
6. 2008.....	XXX	XXX	XXX	XXX						
7. 2009.....	XXX	XXX	XXX	XXX	XXX					
8. 2010.....	XXX	XXX	XXX	XXX	XXX	XXX				
9. 2011.....	XXX	XXX	XXX	XXX	XXX	XXX	XXX			
10. 2012.....	XXX	XXX	XXX	XXX	XXX	XXX	XXX	XXX		
11. 2013.....	XXX	XXX	XXX	XXX	XXX	XXX	XXX	XXX	XXX	

**SECTION 3**

Years in Which Premiums Were Earned and Losses Were Incurred	CUMULATIVE NUMBER OF CLAIMS REPORTED DIRECT AND ASSUMED AT YEAR END									
	1	2	3	4	5	6	7	8	9	10
	2004	2005	2006	2007	2008	2009	2010	2011	2012	2013
1. Prior.....	6,865	6,265	20	(11,732)	2,063	1,770	2,221	1,974	1,722	1,300
2. 2004.....										
3. 2005.....	XXX									
4. 2006.....	XXX	XXX								
5. 2007.....	XXX	XXX	XXX							
6. 2008.....	XXX	XXX	XXX	XXX						
7. 2009.....	XXX	XXX	XXX	XXX	XXX					
8. 2010.....	XXX	XXX	XXX	XXX	XXX	XXX				
9. 2011.....	XXX	XXX	XXX	XXX	XXX	XXX	XXX			
10. 2012.....	XXX	XXX	XXX	XXX	XXX	XXX	XXX	XXX		
11. 2013.....	XXX	XXX	XXX	XXX	XXX	XXX	XXX	XXX	XXX	

ANNUAL STATEMENT FOR THE YEAR 2013 OF THE NATIONWIDE INDEMNITY COMPANY

**SCHEDULE P - PART 5F - MEDICAL PROFESSIONAL LIABILITY - OCCURRENCE**

**SECTION 1A**

Years in Years in Which Premiums Were Earned and Losses Were Incurred	CUMULATIVE NUMBER OF CLAIMS CLOSED WITH LOSS PAYMENT DIRECT AND ASSUMED AT YEAR END									
	1	2	3	4	5	6	7	8	9	10
	2004	2005	2006	2007	2008	2009	2010	2011	2012	2013
1. Prior.....	198	4	34	65	19	24	27	11	11	5
2. 2004.....										
3. 2005.....	XXX									
4. 2006.....	XXX	XXX								
5. 2007.....	XXX	XXX	XXX							
6. 2008.....	XXX	XXX	XXX	XXX						
7. 2009.....	XXX	XXX	XXX	XXX	XXX					
8. 2010.....	XXX	XXX	XXX	XXX	XXX	XXX				
9. 2011.....	XXX	XXX	XXX	XXX	XXX	XXX	XXX			
10. 2012.....	XXX	XXX	XXX	XXX	XXX	XXX	XXX	XXX		
11. 2013.....	XXX	XXX	XXX	XXX	XXX	XXX	XXX	XXX	XXX	

**SECTION 2A**

Years in Years in Which Premiums Were Earned and Losses Were Incurred	NUMBER OF CLAIMS OUTSTANDING DIRECT AND ASSUMED AT YEAR END									
	1	2	3	4	5	6	7	8	9	10
	2004	2005	2006	2007	2008	2009	2010	2011	2012	2013
1. Prior.....	360	353	338	186	168	135	111	90	79	76
2. 2004.....										
3. 2005.....	XXX									
4. 2006.....	XXX	XXX								
5. 2007.....	XXX	XXX	XXX							
6. 2008.....	XXX	XXX	XXX	XXX						
7. 2009.....	XXX	XXX	XXX	XXX	XXX					
8. 2010.....	XXX	XXX	XXX	XXX	XXX	XXX				
9. 2011.....	XXX	XXX	XXX	XXX	XXX	XXX	XXX			
10. 2012.....	XXX	XXX	XXX	XXX	XXX	XXX	XXX	XXX		
11. 2013.....	XXX	XXX	XXX	XXX	XXX	XXX	XXX	XXX	XXX	

**SECTION 3A**

Years in Years in Which Premiums Were Earned and Losses Were Incurred	CUMULATIVE NUMBER OF CLAIMS REPORTED DIRECT AND ASSUMED AT YEAR END									
	1	2	3	4	5	6	7	8	9	10
	2004	2005	2006	2007	2008	2009	2010	2011	2012	2013
1. Prior.....	200		63	(53)	22	10	14	16	18	14
2. 2004.....										
3. 2005.....	XXX									
4. 2006.....	XXX	XXX								
5. 2007.....	XXX	XXX	XXX							
6. 2008.....	XXX	XXX	XXX	XXX						
7. 2009.....	XXX	XXX	XXX	XXX	XXX					
8. 2010.....	XXX	XXX	XXX	XXX	XXX	XXX				
9. 2011.....	XXX	XXX	XXX	XXX	XXX	XXX	XXX			
10. 2012.....	XXX	XXX	XXX	XXX	XXX	XXX	XXX	XXX		
11. 2013.....	XXX	XXX	XXX	XXX	XXX	XXX	XXX	XXX	XXX	

ANNUAL STATEMENT FOR THE YEAR 2013 OF THE NATIONWIDE INDEMNITY COMPANY

**SCHEDULE P - PART 5F - MEDICAL PROFESSIONAL LIABILITY - CLAIMS-MADE**

**SECTION 1B**

Years in Years in Which Premiums Were Earned and Losses Were Incurred	CUMULATIVE NUMBER OF CLAIMS CLOSED WITH LOSS PAYMENT DIRECT AND ASSUMED AT YEAR END									
	1	2	3	4	5	6	7	8	9	10
	2004	2005	2006	2007	2008	2009	2010	2011	2012	2013
1. Prior.....			1							
2. 2004.....										
3. 2005.....	XXX									
4. 2006.....	XXX	XXX								
5. 2007.....	XXX	XXX	XXX							
6. 2008.....	XXX	XXX	XXX	XXX						
7. 2009.....	XXX	XXX	XXX	XXX	XXX					
8. 2010.....	XXX	XXX	XXX	XXX	XXX	XXX				
9. 2011.....	XXX	XXX	XXX	XXX	XXX	XXX	XXX			
10. 2012.....	XXX	XXX	XXX	XXX	XXX	XXX	XXX	XXX		
11. 2013.....	XXX	XXX	XXX	XXX	XXX	XXX	XXX	XXX	XXX	

**SECTION 2B**

Years in Years in Which Premiums Were Earned and Losses Were Incurred	NUMBER OF CLAIMS OUTSTANDING DIRECT AND ASSUMED AT YEAR END									
	1	2	3	4	5	6	7	8	9	10
	2004	2005	2006	2007	2008	2009	2010	2011	2012	2013
1. Prior.....	2	2		4						
2. 2004.....										
3. 2005.....	XXX									
4. 2006.....	XXX	XXX								
5. 2007.....	XXX	XXX	XXX							
6. 2008.....	XXX	XXX	XXX	XXX						
7. 2009.....	XXX	XXX	XXX	XXX	XXX					
8. 2010.....	XXX	XXX	XXX	XXX	XXX	XXX				
9. 2011.....	XXX	XXX	XXX	XXX	XXX	XXX	XXX			
10. 2012.....	XXX	XXX	XXX	XXX	XXX	XXX	XXX	XXX		
11. 2013.....	XXX	XXX	XXX	XXX	XXX	XXX	XXX	XXX	XXX	

**SECTION 3B**

Years in Years in Which Premiums Were Earned and Losses Were Incurred	CUMULATIVE NUMBER OF CLAIMS REPORTED DIRECT AND ASSUMED AT YEAR END									
	1	2	3	4	5	6	7	8	9	10
	2004	2005	2006	2007	2008	2009	2010	2011	2012	2013
1. Prior.....				4						
2. 2004.....										
3. 2005.....	XXX									
4. 2006.....	XXX	XXX								
5. 2007.....	XXX	XXX	XXX							
6. 2008.....	XXX	XXX	XXX	XXX						
7. 2009.....	XXX	XXX	XXX	XXX	XXX					
8. 2010.....	XXX	XXX	XXX	XXX	XXX	XXX				
9. 2011.....	XXX	XXX	XXX	XXX	XXX	XXX	XXX			
10. 2012.....	XXX	XXX	XXX	XXX	XXX	XXX	XXX	XXX		
11. 2013.....	XXX	XXX	XXX	XXX	XXX	XXX	XXX	XXX	XXX	

ANNUAL STATEMENT FOR THE YEAR 2013 OF THE NATIONWIDE INDEMNITY COMPANY

**SCHEDULE P - PART 5H - OTHER LIABILITY - OCCURRENCE**

**SECTION 1A**

Years in Years in Which Premiums Were Earned and Losses Were Incurred	CUMULATIVE NUMBER OF CLAIMS CLOSED WITH LOSS PAYMENT DIRECT AND ASSUMED AT YEAR END									
	1	2	3	4	5	6	7	8	9	10
	2004	2005	2006	2007	2008	2009	2010	2011	2012	2013
1. Prior.....	4,283	18,730	977	1,594	1,617	5,085	2,026	2,311	1,746	3,402
2. 2004.....										
3. 2005.....	XXX									
4. 2006.....	XXX	XXX								
5. 2007.....	XXX	XXX	XXX							
6. 2008.....	XXX	XXX	XXX	XXX						
7. 2009.....	XXX	XXX	XXX	XXX	XXX					
8. 2010.....	XXX	XXX	XXX	XXX	XXX	XXX				
9. 2011.....	XXX	XXX	XXX	XXX	XXX	XXX	XXX			
10. 2012.....	XXX	XXX	XXX	XXX	XXX	XXX	XXX	XXX		
11. 2013.....	XXX	XXX	XXX	XXX	XXX	XXX	XXX	XXX	XXX	

**SECTION 2A**

Years in Years in Which Premiums Were Earned and Losses Were Incurred	NUMBER OF CLAIMS OUTSTANDING DIRECT AND ASSUMED AT YEAR END									
	1	2	3	4	5	6	7	8	9	10
	2004	2005	2006	2007	2008	2009	2010	2011	2012	2013
1. Prior.....	68,807	43,792	41,132	36,064	37,302	34,474	34,257	33,452	33,555	31,524
2. 2004.....										
3. 2005.....	XXX									
4. 2006.....	XXX	XXX								
5. 2007.....	XXX	XXX	XXX							
6. 2008.....	XXX	XXX	XXX	XXX						
7. 2009.....	XXX	XXX	XXX	XXX	XXX					
8. 2010.....	XXX	XXX	XXX	XXX	XXX	XXX				
9. 2011.....	XXX	XXX	XXX	XXX	XXX	XXX	XXX			
10. 2012.....	XXX	XXX	XXX	XXX	XXX	XXX	XXX	XXX		
11. 2013.....	XXX	XXX	XXX	XXX	XXX	XXX	XXX	XXX	XXX	

**SECTION 3A**

Years in Years in Which Premiums Were Earned and Losses Were Incurred	CUMULATIVE NUMBER OF CLAIMS REPORTED DIRECT AND ASSUMED AT YEAR END									
	1	2	3	4	5	6	7	8	9	10
	2004	2005	2006	2007	2008	2009	2010	2011	2012	2013
1. Prior.....	15,023	6,124	2,810	2,034	8,113	7,959	7,413	7,507	7,955	9,581
2. 2004.....										
3. 2005.....	XXX									
4. 2006.....	XXX	XXX								
5. 2007.....	XXX	XXX	XXX							
6. 2008.....	XXX	XXX	XXX	XXX						
7. 2009.....	XXX	XXX	XXX	XXX	XXX					
8. 2010.....	XXX	XXX	XXX	XXX	XXX	XXX				
9. 2011.....	XXX	XXX	XXX	XXX	XXX	XXX	XXX			
10. 2012.....	XXX	XXX	XXX	XXX	XXX	XXX	XXX	XXX		
11. 2013.....	XXX	XXX	XXX	XXX	XXX	XXX	XXX	XXX	XXX	



ANNUAL STATEMENT FOR THE YEAR 2013 OF THE NATIONWIDE INDEMNITY COMPANY

**SCHEDULE P - PART 5H - OTHER LIABILITY - CLAIMS-MADE**

**SECTION 1B**

Years in Years in Which Premiums Were Earned and Losses Were Incurred	CUMULATIVE NUMBER OF CLAIMS CLOSED WITH LOSS PAYMENT DIRECT AND ASSUMED AT YEAR END									
	1	2	3	4	5	6	7	8	9	10
	2004	2005	2006	2007	2008	2009	2010	2011	2012	2013
1. Prior.....	72		19	125	20	48	19	15	12	3
2. 2004.....										
3. 2005.....	XXX									
4. 2006.....	XXX	XXX								
5. 2007.....	XXX	XXX	XXX							
6. 2008.....	XXX	XXX	XXX	XXX						
7. 2009.....	XXX	XXX	XXX	XXX	XXX					
8. 2010.....	XXX	XXX	XXX	XXX	XXX	XXX				
9. 2011.....	XXX	XXX	XXX	XXX	XXX	XXX	XXX			
10. 2012.....	XXX	XXX	XXX	XXX	XXX	XXX	XXX	XXX		
11. 2013.....	XXX	XXX	XXX	XXX	XXX	XXX	XXX	XXX	XXX	

**SECTION 2B**

Years in Years in Which Premiums Were Earned and Losses Were Incurred	NUMBER OF CLAIMS OUTSTANDING DIRECT AND ASSUMED AT YEAR END									
	1	2	3	4	5	6	7	8	9	10
	2004	2005	2006	2007	2008	2009	2010	2011	2012	2013
1. Prior.....	305	305	290	158	179	146	124	94	60	53
2. 2004.....										
3. 2005.....	XXX									
4. 2006.....	XXX	XXX								
5. 2007.....	XXX	XXX	XXX							
6. 2008.....	XXX	XXX	XXX	XXX						
7. 2009.....	XXX	XXX	XXX	XXX	XXX					
8. 2010.....	XXX	XXX	XXX	XXX	XXX	XXX				
9. 2011.....	XXX	XXX	XXX	XXX	XXX	XXX	XXX			
10. 2012.....	XXX	XXX	XXX	XXX	XXX	XXX	XXX	XXX		
11. 2013.....	XXX	XXX	XXX	XXX	XXX	XXX	XXX	XXX	XXX	

**SECTION 3B**

Years in Years in Which Premiums Were Earned and Losses Were Incurred	CUMULATIVE NUMBER OF CLAIMS REPORTED DIRECT AND ASSUMED AT YEAR END									
	1	2	3	4	5	6	7	8	9	10
	2004	2005	2006	2007	2008	2009	2010	2011	2012	2013
1. Prior.....	45		34	31	49	20	20	5	19	19
2. 2004.....										
3. 2005.....	XXX									
4. 2006.....	XXX	XXX								
5. 2007.....	XXX	XXX	XXX							
6. 2008.....	XXX	XXX	XXX	XXX						
7. 2009.....	XXX	XXX	XXX	XXX	XXX					
8. 2010.....	XXX	XXX	XXX	XXX	XXX	XXX				
9. 2011.....	XXX	XXX	XXX	XXX	XXX	XXX	XXX			
10. 2012.....	XXX	XXX	XXX	XXX	XXX	XXX	XXX	XXX		
11. 2013.....	XXX	XXX	XXX	XXX	XXX	XXX	XXX	XXX	XXX	

ANNUAL STATEMENT FOR THE YEAR 2013 OF THE NATIONWIDE INDEMNITY COMPANY

**SCHEDULE P - PART 5R - PRODUCTS LIABILITY - OCCURRENCE**

**SECTION 1A**

Years in Years in Which Premiums Were Earned and Losses Were Incurred	CUMULATIVE NUMBER OF CLAIMS CLOSED WITH LOSS PAYMENT DIRECT AND ASSUMED AT YEAR END									
	1	2	3	4	5	6	7	8	9	10
	2004	2005	2006	2007	2008	2009	2010	2011	2012	2013
1. Prior.....	12,839	18,929	800	11,866	11,236	14,256	10,892	11,808	18,205	15,312
2. 2004.....										
3. 2005.....	XXX									
4. 2006.....	XXX	XXX								
5. 2007.....	XXX	XXX	XXX							
6. 2008.....	XXX	XXX	XXX	XXX						
7. 2009.....	XXX	XXX	XXX	XXX	XXX					
8. 2010.....	XXX	XXX	XXX	XXX	XXX	XXX				
9. 2011.....	XXX	XXX	XXX	XXX	XXX	XXX	XXX			
10. 2012.....	XXX	XXX	XXX	XXX	XXX	XXX	XXX	XXX		
11. 2013.....	XXX	XXX	XXX	XXX	XXX	XXX	XXX	XXX	XXX	

**SECTION 2A**

Years in Years in Which Premiums Were Earned and Losses Were Incurred	NUMBER OF CLAIMS OUTSTANDING DIRECT AND ASSUMED AT YEAR END									
	1	2	3	4	5	6	7	8	9	10
	2004	2005	2006	2007	2008	2009	2010	2011	2012	2013
1. Prior.....	156,290	159,733	161,360	163,090	160,067	148,523	145,874	139,591	121,412	105,800
2. 2004.....										
3. 2005.....	XXX									
4. 2006.....	XXX	XXX								
5. 2007.....	XXX	XXX	XXX							
6. 2008.....	XXX	XXX	XXX	XXX						
7. 2009.....	XXX	XXX	XXX	XXX	XXX					
8. 2010.....	XXX	XXX	XXX	XXX	XXX	XXX				
9. 2011.....	XXX	XXX	XXX	XXX	XXX	XXX	XXX			
10. 2012.....	XXX	XXX	XXX	XXX	XXX	XXX	XXX	XXX		
11. 2013.....	XXX	XXX	XXX	XXX	XXX	XXX	XXX	XXX	XXX	

**SECTION 3A**

Years in Years in Which Premiums Were Earned and Losses Were Incurred	CUMULATIVE NUMBER OF CLAIMS REPORTED DIRECT AND ASSUMED AT YEAR END									
	1	2	3	4	5	6	7	8	9	10
	2004	2005	2006	2007	2008	2009	2010	2011	2012	2013
1. Prior.....	36,616	38,620	4,661	34,553	17,672	17,900	19,670	19,985	21,802	23,518
2. 2004.....										
3. 2005.....	XXX									
4. 2006.....	XXX	XXX								
5. 2007.....	XXX	XXX	XXX							
6. 2008.....	XXX	XXX	XXX	XXX						
7. 2009.....	XXX	XXX	XXX	XXX	XXX					
8. 2010.....	XXX	XXX	XXX	XXX	XXX	XXX				
9. 2011.....	XXX	XXX	XXX	XXX	XXX	XXX	XXX			
10. 2012.....	XXX	XXX	XXX	XXX	XXX	XXX	XXX	XXX		
11. 2013.....	XXX	XXX	XXX	XXX	XXX	XXX	XXX	XXX	XXX	

ANNUAL STATEMENT FOR THE YEAR 2013 OF THE NATIONWIDE INDEMNITY COMPANY

**SCHEDULE P - PART 5R - PRODUCTS LIABILITY - CLAIMS-MADE**

**SECTION 1B**

Years in Years in Which Premiums Were Earned and Losses Were Incurred	CUMULATIVE NUMBER OF CLAIMS CLOSED WITH LOSS PAYMENT DIRECT AND ASSUMED AT YEAR END									
	1	2	3	4	5	6	7	8	9	10
	2004	2005	2006	2007	2008	2009	2010	2011	2012	2013
1. Prior.....				2	2	7	2	6	3	12
2. 2004.....										
3. 2005.....	XXX									
4. 2006.....	XXX	XXX								
5. 2007.....	XXX	XXX	XXX							
6. 2008.....	XXX	XXX	XXX	XXX						
7. 2009.....	XXX	XXX	XXX	XXX	XXX					
8. 2010.....	XXX	XXX	XXX	XXX	XXX	XXX				
9. 2011.....	XXX	XXX	XXX	XXX	XXX	XXX	XXX			
10. 2012.....	XXX	XXX	XXX	XXX	XXX	XXX	XXX	XXX		
11. 2013.....	XXX	XXX	XXX	XXX	XXX	XXX	XXX	XXX	XXX	

**SECTION 2B**

Years in Years in Which Premiums Were Earned and Losses Were Incurred	NUMBER OF CLAIMS OUTSTANDING DIRECT AND ASSUMED AT YEAR END									
	1	2	3	4	5	6	7	8	9	10
	2004	2005	2006	2007	2008	2009	2010	2011	2012	2013
1. Prior.....	8	8	31	188	161	155	109	93	72	72
2. 2004.....										
3. 2005.....	XXX									
4. 2006.....	XXX	XXX								
5. 2007.....	XXX	XXX	XXX							
6. 2008.....	XXX	XXX	XXX	XXX						
7. 2009.....	XXX	XXX	XXX	XXX	XXX					
8. 2010.....	XXX	XXX	XXX	XXX	XXX	XXX				
9. 2011.....	XXX	XXX	XXX	XXX	XXX	XXX	XXX			
10. 2012.....	XXX	XXX	XXX	XXX	XXX	XXX	XXX	XXX		
11. 2013.....	XXX	XXX	XXX	XXX	XXX	XXX	XXX	XXX	XXX	

**SECTION 3B**

Years in Years in Which Premiums Were Earned and Losses Were Incurred	CUMULATIVE NUMBER OF CLAIMS REPORTED DIRECT AND ASSUMED AT YEAR END									
	1	2	3	4	5	6	7	8	9	10
	2004	2005	2006	2007	2008	2009	2010	2011	2012	2013
1. Prior.....			24	161	(23)	7	18	10	6	27
2. 2004.....										
3. 2005.....	XXX									
4. 2006.....	XXX	XXX								
5. 2007.....	XXX	XXX	XXX							
6. 2008.....	XXX	XXX	XXX	XXX						
7. 2009.....	XXX	XXX	XXX	XXX	XXX					
8. 2010.....	XXX	XXX	XXX	XXX	XXX	XXX				
9. 2011.....	XXX	XXX	XXX	XXX	XXX	XXX	XXX			
10. 2012.....	XXX	XXX	XXX	XXX	XXX	XXX	XXX	XXX		
11. 2013.....	XXX	XXX	XXX	XXX	XXX	XXX	XXX	XXX	XXX	

Schedule P - Part 5T - Warranty - Section 1

N O N E

Schedule P - Part 5T - Warranty - Section 2

N O N E

Schedule P - Part 5T - Warranty - Section 3

N O N E

ANNUAL STATEMENT FOR THE YEAR 2013 OF THE NATIONWIDE INDEMNITY COMPANY

**SCHEDULE P - PART 6C - COMMERCIAL AUTO/TRUCK LIABILITY/MEDICAL**

**SECTION 1**

Years in Which Premiums Were Earned and Losses Were Incurred	CUMULATIVE PREMIUMS EARNED DIRECT AND ASSUMED AT YEAR END (\$000 OMITTED)										11 Current Year Premiums Earned
	1	2	3	4	5	6	7	8	9	10	
	2004	2005	2006	2007	2008	2009	2010	2011	2012	2013	
1. Prior.....											
2. 2004.....	(34)	(34)	(34)	(34)	(34)	(34)	(34)	(34)	(34)	(34)	
3. 2005.....	XXX	(2)	(2)	(2)	(2)	(2)	(2)	(2)	(2)	(2)	
4. 2006.....	XXX	XXX	(100)	(100)	(100)	(100)	(100)	(100)	(100)	(100)	
5. 2007.....	XXX	XXX	XXX	96	96	96	96	96	96	96	
6. 2008.....	XXX	XXX	XXX	XXX	(6)	(6)	(6)	(6)	(6)	(6)	
7. 2009.....	XXX	XXX	XXX	XXX	XXX	(58)	(58)	(58)	(58)	(58)	
8. 2010.....	XXX	XXX	XXX	XXX	XXX	XXX	(43)	(43)	(43)	(43)	
9. 2011.....	XXX	XXX	XXX	XXX	XXX	XXX	XXX	(18)	(18)	(18)	
10. 2012.....	XXX	XXX	XXX	XXX	XXX	XXX	XXX	XXX	(8)	(8)	
11. 2013.....	XXX	XXX	XXX	XXX	XXX	XXX	XXX	XXX	XXX	(38)	(38)
12. Totals.....	XXX	XXX	XXX	XXX	XXX	XXX	XXX	XXX	XXX	XXX	(38)
13. Earned Premiums (Sch P-Pt. 1)	(34)	(2)	(100)	96	(6)	(58)	(43)	(18)	(8)	(38)	XXX

**SECTION 2**

Years in Which Premiums Were Earned and Losses Were Incurred	CUMULATIVE PREMIUMS EARNED CEDED AT YEAR END (\$000 OMITTED)										11 Current Year Premiums Earned
	1	2	3	4	5	6	7	8	9	10	
	2004	2005	2006	2007	2008	2009	2010	2011	2012	2013	
1. Prior.....											
2. 2004.....											
3. 2005.....	XXX										
4. 2006.....	XXX	XXX									
5. 2007.....	XXX	XXX	XXX								
6. 2008.....	XXX	XXX	XXX	XXX							
7. 2009.....	XXX	XXX	XXX	XXX	XXX						
8. 2010.....	XXX	XXX	XXX	XXX	XXX	XXX					
9. 2011.....	XXX	XXX	XXX	XXX	XXX	XXX	XXX				
10. 2012.....	XXX	XXX	XXX	XXX	XXX	XXX	XXX	XXX			
11. 2013.....	XXX	XXX	XXX	XXX	XXX	XXX	XXX	XXX	XXX		
12. Totals.....	XXX	XXX	XXX	XXX	XXX	XXX	XXX	XXX	XXX	XXX	
13. Earned Premiums (Sch P-Pt. 1)											XXX

**SCHEDULE P - PART 6D - WORKERS' COMPENSATION**

**(EXCLUDING EXCESS WORKERS' COMPENSATION)**

**SECTION 1**

Years in Which Premiums Were Earned and Losses Were Incurred	CUMULATIVE PREMIUMS EARNED DIRECT AND ASSUMED AT YEAR END (\$000 OMITTED)										11 Current Year Premiums Earned
	1	2	3	4	5	6	7	8	9	10	
	2004	2005	2006	2007	2008	2009	2010	2011	2012	2013	
1. Prior.....											
2. 2004.....	83	83	83	83	83	83	83	83	83	83	
3. 2005.....	XXX	62	62	62	62	62	62	62	62	62	
4. 2006.....	XXX	XXX	32	32	32	32	32	32	32	32	
5. 2007.....	XXX	XXX	XXX	28	28	28	28	28	28	28	
6. 2008.....	XXX	XXX	XXX	XXX	130	130	130	130	130	130	
7. 2009.....	XXX	XXX	XXX	XXX	XXX	(1)	(1)	(1)	(1)	(1)	
8. 2010.....	XXX	XXX	XXX	XXX	XXX	XXX	62	62	62	62	
9. 2011.....	XXX	XXX	XXX	XXX	XXX	XXX	XXX	(7)	(7)	(7)	
10. 2012.....	XXX	XXX	XXX	XXX	XXX	XXX	XXX	XXX	(1)	(1)	
11. 2013.....	XXX	XXX	XXX	XXX	XXX	XXX	XXX	XXX	XXX	11	11
12. Totals.....	XXX	XXX	XXX	XXX	XXX	XXX	XXX	XXX	XXX	XXX	11
13. Earned Premiums (Sch P-Pt. 1)	83	62	32	28	130	(1)	62	(7)	(1)	11	XXX

**SECTION 2**

Years in Which Premiums Were Earned and Losses Were Incurred	CUMULATIVE PREMIUMS EARNED CEDED AT YEAR END (\$000 OMITTED)										11 Current Year Premiums Earned
	1	2	3	4	5	6	7	8	9	10	
	2004	2005	2006	2007	2008	2009	2010	2011	2012	2013	
1. Prior.....											
2. 2004.....											
3. 2005.....	XXX										
4. 2006.....	XXX	XXX									
5. 2007.....	XXX	XXX	XXX								
6. 2008.....	XXX	XXX	XXX	XXX							
7. 2009.....	XXX	XXX	XXX	XXX	XXX						
8. 2010.....	XXX	XXX	XXX	XXX	XXX	XXX					
9. 2011.....	XXX	XXX	XXX	XXX	XXX	XXX	XXX				
10. 2012.....	XXX	XXX	XXX	XXX	XXX	XXX	XXX	XXX			
11. 2013.....	XXX	XXX	XXX	XXX	XXX	XXX	XXX	XXX	XXX		
12. Totals.....	XXX	XXX	XXX	XXX	XXX	XXX	XXX	XXX	XXX	XXX	
13. Earned Premiums (Sch P-Pt. 1)											XXX

ANNUAL STATEMENT FOR THE YEAR 2013 OF THE NATIONWIDE INDEMNITY COMPANY

SCHEDULE P - PART 6E - COMMERCIAL MULTIPLE PERIL

SECTION 1

Years in Which Premiums Were Earned and Losses Were Incurred	CUMULATIVE PREMIUMS EARNED DIRECT AND ASSUMED AT YEAR END (\$000 OMITTED)										11 Current Year Premiums Earned
	1	2	3	4	5	6	7	8	9	10	
	2004	2005	2006	2007	2008	2009	2010	2011	2012	2013	
1. Prior.....											
2. 2004.....	(2)	(2)	(2)	(2)	(2)	(2)	(2)	(2)	(2)	(2)	
3. 2005.....	XXX	7	7	7	7	7	7	7	7	7	
4. 2006.....	XXX	XXX	7	7	7	7	7	7	7	7	
5. 2007.....	XXX	XXX	XXX	1	1	1	1	1	1	1	
6. 2008.....	XXX	XXX	XXX	XXX							
7. 2009.....	XXX	XXX	XXX	XXX	XXX	(3)	(3)	(3)	(3)	(3)	
8. 2010.....	XXX	XXX	XXX	XXX	XXX	XXX	(3)	(3)	(3)	(3)	
9. 2011.....	XXX	XXX	XXX	XXX	XXX	XXX	XXX				
10. 2012.....	XXX	XXX	XXX	XXX	XXX	XXX	XXX	XXX			
11. 2013.....	XXX	XXX	XXX	XXX	XXX	XXX	XXX	XXX	XXX		
12. Totals.....	XXX	XXX	XXX	XXX	XXX	XXX	XXX	XXX	XXX	XXX	
13. Earned Premiums (Sch P-Pt. 1)	(2)	7	7	1		(3)	(3)				XXX

SECTION 2

Years in Which Premiums Were Earned and Losses Were Incurred	CUMULATIVE PREMIUMS EARNED CEDED AT YEAR END (\$000 OMITTED)										11 Current Year Premiums Earned
	1	2	3	4	5	6	7	8	9	10	
	2004	2005	2006	2007	2008	2009	2010	2011	2012	2013	
1. Prior.....											
2. 2004.....											
3. 2005.....	XXX										
4. 2006.....	XXX	XXX									
5. 2007.....	XXX	XXX									
6. 2008.....	XXX	XXX									
7. 2009.....	XXX	XXX									
8. 2010.....	XXX	XXX									
9. 2011.....	XXX	XXX									
10. 2012.....	XXX	XXX									
11. 2013.....	XXX	XXX									
12. Totals.....	XXX	XXX									
13. Earned Premiums (Sch P-Pt. 1)											XXX

SCHEDULE P - PART 6H - OTHER LIABILITY - OCCURRENCE

SECTION 1A

Years in Which Premiums Were Earned and Losses Were Incurred	CUMULATIVE PREMIUMS EARNED DIRECT AND ASSUMED AT YEAR END (\$000 OMITTED)										11 Current Year Premiums Earned
	1	2	3	4	5	6	7	8	9	10	
	2004	2005	2006	2007	2008	2009	2010	2011	2012	2013	
1. Prior.....											
2. 2004.....	1,483	1,483	1,483	1,483	1,483	1,483	1,483	1,483	1,483	1,483	
3. 2005.....	XXX	2,448	2,448	2,448	2,448	2,448	2,448	2,448	2,448	2,448	
4. 2006.....	XXX	XXX	(518)	(518)	(518)	(518)	(518)	(518)	(518)	(518)	
5. 2007.....	XXX	XXX	XXX	1,509	1,509	1,509	1,509	1,509	1,509	1,509	
6. 2008.....	XXX	XXX	XXX	XXX	1,114	1,114	1,114	1,114	1,114	1,114	
7. 2009.....	XXX	XXX	XXX	XXX	XXX	3,887	3,887	3,887	3,887	3,887	
8. 2010.....	XXX	XXX	XXX	XXX	XXX	XXX	908	908	908	908	
9. 2011.....	XXX	XXX	XXX	XXX	XXX	XXX	XXX	530	530	530	
10. 2012.....	XXX	XXX	XXX	XXX	XXX	XXX	XXX	XXX	1,570	1,570	
11. 2013.....	XXX	XXX	XXX	XXX	XXX	XXX	XXX	XXX	XXX	553	553
12. Totals.....	XXX	XXX	XXX	XXX	XXX	XXX	XXX	XXX	XXX	XXX	553
13. Earned Premiums (Sch P-Pt. 1)	1,483	2,448	(518)	1,509	1,114	3,887	908	530	1,570	553	XXX

SECTION 2A

Years in Which Premiums Were Earned and Losses Were Incurred	CUMULATIVE PREMIUMS EARNED CEDED AT YEAR END (\$000 OMITTED)										11 Current Year Premiums Earned
	1	2	3	4	5	6	7	8	9	10	
	2004	2005	2006	2007	2008	2009	2010	2011	2012	2013	
1. Prior.....											
2. 2004.....											
3. 2005.....	XXX										
4. 2006.....	XXX	XXX									
5. 2007.....	XXX	XXX									
6. 2008.....	XXX	XXX									
7. 2009.....	XXX	XXX									
8. 2010.....	XXX	XXX									
9. 2011.....	XXX	XXX									
10. 2012.....	XXX	XXX									
11. 2013.....	XXX	XXX									
12. Totals.....	XXX	XXX									
13. Earned Premiums (Sch P-Pt. 1)											XXX

ANNUAL STATEMENT FOR THE YEAR 2013 OF THE NATIONWIDE INDEMNITY COMPANY

**SCHEDULE P - PART 6H - OTHER LIABILITY - CLAIMS-MADE**

**SECTION 1B**

Years in Which Premiums Were Earned and Losses Were Incurred	CUMULATIVE PREMIUMS EARNED DIRECT AND ASSUMED AT YEAR END (\$000 OMITTED)										11 Current Year Premiums Earned
	1	2	3	4	5	6	7	8	9	10	
	2004	2005	2006	2007	2008	2009	2010	2011	2012	2013	
1. Prior.....											
2. 2004.....											
3. 2005.....	XXX										
4. 2006.....	XXX	XXX									
5. 2007.....	XXX	XXX									
6. 2008.....	XXX	XXX	XXX	XXX							
7. 2009.....	XXX	XXX	XXX	XXX	XX						
8. 2010.....	XXX	XXX	XXX	XXX	XX	XX					
9. 2011.....	XXX	XXX	XXX	XXX	XX	XX	XXX				
10. 2012.....	XXX	XXX	XXX	XXX	XXX	XXX	XXX	XXX			
11. 2013.....	XXX	XXX	XXX	XXX	XXX	XXX	XXX	XXX	XXX		
12. Totals.....	XXX	XXX	XXX	XXX	XXX	XXX	XXX	XXX	XXX	XXX	
13. Earned Premiums (Sch P-Pt. 1)											XXX

**SECTION 2B**

Years in Which Premiums Were Earned and Losses Were Incurred	CUMULATIVE PREMIUMS EARNED CEDED AT YEAR END (\$000 OMITTED)										11 Current Year Premiums Earned
	1	2	3	4	5	6	7	8	9	10	
	2004	2005	2006	2007	2008	2009	2010	2011	2012	2013	
1. Prior.....											
2. 2004.....											
3. 2005.....	XXX										
4. 2006.....	XXX	XXX									
5. 2007.....	XXX	XXX									
6. 2008.....	XXX	XXX	XXX	XXX							
7. 2009.....	XXX	XXX	XXX	XXX	XX						
8. 2010.....	XXX	XXX	XXX	XXX	XX	XX					
9. 2011.....	XXX	XXX	XXX	XXX	XX	XX	XXX				
10. 2012.....	XXX	XXX	XXX	XXX	XXX	XXX	XXX	XXX			
11. 2013.....	XXX	XXX	XXX	XXX	XXX	XXX	XXX	XXX	XXX		
12. Totals.....	XXX	XXX	XXX	XXX	XXX	XXX	XXX	XXX	XXX	XXX	
13. Earned Premiums (Sch P-Pt. 1)											XXX

**SCHEDULE P - PART 6M - INTERNATIONAL**

**SECTION 1**

Years in Which Premiums Were Earned and Losses Were Incurred	CUMULATIVE PREMIUMS EARNED DIRECT AND ASSUMED AT YEAR END (\$000 OMITTED)										11 Current Year Premiums Earned
	1	2	3	4	5	6	7	8	9	10	
	2004	2005	2006	2007	2008	2009	2010	2011	2012	2013	
1. Prior.....											
2. 2004.....	287	287	287	287	287	287	287	287	287	287	
3. 2005.....	XXX	738	738	738	738	738	738	738	738	738	
4. 2006.....	XXX	XXX	128	128	128	128	128	128	128	128	
5. 2007.....	XXX	XXX	XXX	215	215	215	215	215	215	215	
6. 2008.....	XXX	XXX	XXX	XXX	109	109	109	109	109	109	
7. 2009.....	XXX	XXX	XXX	XXX	XXX	20	20	20	20	20	
8. 2010.....	XXX	XXX	XXX	XXX	XXX	XXX	49	49	49	49	
9. 2011.....	XXX	XXX	XXX	XXX	XXX	XXX	XXX	89	89	89	
10. 2012.....	XXX	XXX	XXX	XXX	XXX	XXX	XXX	XXX	5	5	
11. 2013.....	XXX	XXX	XXX	XXX	XXX	XXX	XXX	XXX	XXX	34	34
12. Totals.....	XXX	XXX	XXX	XXX	XXX	XXX	XXX	XXX	XXX	XXX	34
13. Earned Premiums (Sch P-Pt. 1)	287	738	128	215	109	20	49	89	5	34	XXX

**SECTION 2**

Years in Which Premiums Were Earned and Losses Were Incurred	CUMULATIVE PREMIUMS EARNED CEDED AT YEAR END (\$000 OMITTED)										11 Current Year Premiums Earned
	1	2	3	4	5	6	7	8	9	10	
	2004	2005	2006	2007	2008	2009	2010	2011	2012	2013	
1. Prior.....											
2. 2004.....											
3. 2005.....	XXX										
4. 2006.....	XXX	XXX									
5. 2007.....	XXX	XXX									
6. 2008.....	XXX	XXX	XXX	XXX							
7. 2009.....	XXX	XXX	XXX	XXX	XX						
8. 2010.....	XXX	XXX	XXX	XXX	XX	XX					
9. 2011.....	XXX	XXX	XXX	XXX	XX	XX	XXX				
10. 2012.....	XXX	XXX	XXX	XXX	XXX	XXX	XXX	XXX			
11. 2013.....	XXX	XXX	XXX	XXX	XXX	XXX	XXX	XXX	XXX		
12. Totals.....	XXX	XXX	XXX	XXX	XXX	XXX	XXX	XXX	XXX	XXX	
13. Earned Premiums (Sch P-Pt. 1)											XXX

ANNUAL STATEMENT FOR THE YEAR 2013 OF THE NATIONWIDE INDEMNITY COMPANY

SCHEDULE P - PART 6N - REINSURANCE - NONPROPORTIONAL ASSUMED PROPERTY

SECTION 1

Years in Which Premiums Were Earned and Losses Were Incurred	CUMULATIVE PREMIUMS EARNED DIRECT AND ASSUMED AT YEAR END (\$000 OMITTED)										11 Current Year Premiums Earned
	1	2	3	4	5	6	7	8	9	10	
	2004	2005	2006	2007	2008	2009	2010	2011	2012	2013	
1. Prior.....											
2. 2004.....	1,020	1,020	1,020	1,020	1,020	1,020	1,020	1,020	1,020	1,020	
3. 2005.....	XXX	433	433	433	433	433	433	433	433	433	
4. 2006.....	XXX	XXX	18	18	18	18	18	18	18	18	
5. 2007.....	XXX	XXX	XXX	8	8	8	8	8	8	8	
6. 2008.....	XXX	XXX	XXX	XXX	42	42	42	42	42	42	
7. 2009.....	XXX	XXX	XXX	XXX	XXX	47	47	47	47	47	
8. 2010.....	XXX	XXX	XXX	XXX	XXX	XXX	(2)	(2)	(2)	(2)	
9. 2011.....	XXX	XXX	XXX	XXX	XXX	XXX	XXX	(4)	(4)	(4)	
10. 2012.....	XXX	XXX	XXX	XXX	XXX	XXX	XXX	XXX			
11. 2013.....	XXX	XXX	XXX	XXX	XXX	XXX	XXX	XXX	XXX		
12. Totals.....	XXX	XXX	XXX	XXX	XXX	XXX	XXX	XXX	XXX	XXX	
13. Earned Premiums (Sch P-Pt. 1)	1,020	433	18	8	42	47	(2)	(4)			XXX

SECTION 2

Years in Which Premiums Were Earned and Losses Were Incurred	CUMULATIVE PREMIUMS EARNED CEDED AT YEAR END (\$000 OMITTED)										11 Current Year Premiums Earned
	1	2	3	4	5	6	7	8	9	10	
	2004	2005	2006	2007	2008	2009	2010	2011	2012	2013	
1. Prior.....											
2. 2004.....											
3. 2005.....	XXX										
4. 2006.....	XXX	XXX									
5. 2007.....	XXX	XXX									
6. 2008.....	XXX	XXX	XXX	XXX							
7. 2009.....	XXX	XXX	XXX	XXX	XXX						
8. 2010.....	XXX	XXX	XXX	XXX	XXX	XXX					
9. 2011.....	XXX	XXX	XXX	XXX	XXX	XXX	XXX				
10. 2012.....	XXX	XXX	XXX	XXX	XXX	XXX	XXX	XXX			
11. 2013.....	XXX	XXX	XXX	XXX	XXX	XXX	XXX	XXX	XXX		
12. Totals.....	XXX	XXX	XXX	XXX	XXX	XXX	XXX	XXX	XXX	XXX	
13. Earned Premiums (Sch P-Pt. 1)											XXX

SCHEDULE P - PART 6O - REINSURANCE - NONPROPORTIONAL ASSUMED LIABILITY

SECTION 1

Years in Which Premiums Were Earned and Losses Were Incurred	CUMULATIVE PREMIUMS EARNED DIRECT AND ASSUMED AT YEAR END (\$000 OMITTED)										11 Current Year Premiums Earned
	1	2	3	4	5	6	7	8	9	10	
	2004	2005	2006	2007	2008	2009	2010	2011	2012	2013	
1. Prior.....											
2. 2004.....	56	56	56	56	56	56	56	56	56	56	
3. 2005.....	XXX	41	41	41	41	41	41	41	41	41	
4. 2006.....	XXX	XXX									
5. 2007.....	XXX	XXX	XXX	104	104	104	104	104	104	104	
6. 2008.....	XXX	XXX	XXX	XXX	7	7	7	7	7	7	
7. 2009.....	XXX	XXX	XXX	XXX	XXX	219	219	219	219	219	
8. 2010.....	XXX	XXX	XXX	XXX	XXX	XXX	226	226	226	226	
9. 2011.....	XXX	XXX	XXX	XXX	XXX	XXX	XXX	9	9	9	
10. 2012.....	XXX	XXX	XXX	XXX	XXX	XXX	XXX	XXX	(34)	(34)	
11. 2013.....	XXX	XXX	XXX	XXX	XXX	XXX	XXX	XXX	XXX	(43)	(43)
12. Totals.....	XXX	XXX	XXX	XXX	XXX	XXX	XXX	XXX	XXX	XXX	(43)
13. Earned Premiums (Sch P-Pt. 1)	56	41		104	7	219	226	9	(34)	(43)	XXX

SECTION 2

Years in Which Premiums Were Earned and Losses Were Incurred	CUMULATIVE PREMIUMS EARNED CEDED AT YEAR END (\$000 OMITTED)										11 Current Year Premiums Earned
	1	2	3	4	5	6	7	8	9	10	
	2004	2005	2006	2007	2008	2009	2010	2011	2012	2013	
1. Prior.....											
2. 2004.....											
3. 2005.....	XXX										
4. 2006.....	XXX	XXX									
5. 2007.....	XXX	XXX									
6. 2008.....	XXX	XXX	XXX	XXX							
7. 2009.....	XXX	XXX	XXX	XXX	XXX						
8. 2010.....	XXX	XXX	XXX	XXX	XXX	XXX					
9. 2011.....	XXX	XXX	XXX	XXX	XXX	XXX	XXX				
10. 2012.....	XXX	XXX	XXX	XXX	XXX	XXX	XXX	XXX			
11. 2013.....	XXX	XXX	XXX	XXX	XXX	XXX	XXX	XXX	XXX		
12. Totals.....	XXX	XXX	XXX	XXX	XXX	XXX	XXX	XXX	XXX	XXX	
13. Earned Premiums (Sch P-Pt. 1)											XXX



ANNUAL STATEMENT FOR THE YEAR 2013 OF THE NATIONWIDE INDEMNITY COMPANY

**SCHEDULE P - PART 6R - PRODUCTS LIABILITY - OCCURRENCE**

**SECTION 1A**

Years in Which Premiums Were Earned and Losses Were Incurred	CUMULATIVE PREMIUMS EARNED DIRECT AND ASSUMED AT YEAR END (\$000 OMITTED)										11 Current Year Premiums Earned
	1	2	3	4	5	6	7	8	9	10	
	2004	2005	2006	2007	2008	2009	2010	2011	2012	2013	
1. Prior.....											
2. 2004.....											
3. 2005.....	XXX										
4. 2006.....	XXX	XXX									
5. 2007.....	XXX	XXX	XXX	3	3	3	3	3	3	3	
6. 2008.....	XXX	XXX	XXX	XXX	1	1	1	1	1	1	
7. 2009.....	XXX	XXX	XXX	XXX	XXX	272	272	272	272	272	
8. 2010.....	XXX	XXX	XXX	XXX	XXX	XXX	49	49	49	49	
9. 2011.....	XXX	XXX	XXX	XXX	XXX	XXX	XXX	1	1	1	
10. 2012.....	XXX	XXX	XXX	XXX	XXX	XXX	XXX	XXX	(120)	(120)	
11. 2013.....	XXX	XXX	XXX	XXX	XXX	XXX	XXX	XXX	XXX	(282)	(282)
12. Totals.....	XXX	XXX	XXX	XXX	XXX	XXX	XXX	XXX	XXX	XXX	(282)
13. Earned Premiums (Sch P-Pt. 1)				3	1	272	49	1	(120)	(282)	XXX

**SECTION 2A**

Years in Which Premiums Were Earned and Losses Were Incurred	CUMULATIVE PREMIUMS EARNED CEDED AT YEAR END (\$000 OMITTED)										11 Current Year Premiums Earned
	1	2	3	4	5	6	7	8	9	10	
	2004	2005	2006	2007	2008	2009	2010	2011	2012	2013	
1. Prior.....											
2. 2004.....											
3. 2005.....	XXX										
4. 2006.....	XXX	XXX									
5. 2007.....	XXX	XXX	XXX	XXX	XXX	XXX	XXX	XXX	XXX	XXX	
6. 2008.....	XXX	XXX	XXX	XXX	XXX	XXX	XXX	XXX	XXX	XXX	
7. 2009.....	XXX	XXX	XXX	XXX	XXX	XXX	XXX	XXX	XXX	XXX	
8. 2010.....	XXX	XXX	XXX	XXX	XXX	XXX	XXX	XXX	XXX	XXX	
9. 2011.....	XXX	XXX	XXX	XXX	XXX	XXX	XXX	XXX	XXX	XXX	
10. 2012.....	XXX	XXX	XXX	XXX	XXX	XXX	XXX	XXX	XXX	XXX	
11. 2013.....	XXX	XXX	XXX	XXX	XXX	XXX	XXX	XXX	XXX	XXX	
12. Totals.....	XXX	XXX	XXX	XXX	XXX	XXX	XXX	XXX	XXX	XXX	
13. Earned Premiums (Sch P-Pt. 1)											XXX

**SCHEDULE P - PART 6R - PRODUCTS LIABILITY - CLAIMS-MADE**

**SECTION 1B**

Years in Which Premiums Were Earned and Losses Were Incurred	CUMULATIVE PREMIUMS EARNED DIRECT AND ASSUMED AT YEAR END (\$000 OMITTED)										11 Current Year Premiums Earned
	1	2	3	4	5	6	7	8	9	10	
	2004	2005	2006	2007	2008	2009	2010	2011	2012	2013	
1. Prior.....											
2. 2004.....											
3. 2005.....	XXX										
4. 2006.....	XXX	XXX									
5. 2007.....	XXX	XXX	XXX	XXX	XXX	XXX	XXX	XXX	XXX	XXX	
6. 2008.....	XXX	XXX	XXX	XXX	XXX	XXX	XXX	XXX	XXX	XXX	
7. 2009.....	XXX	XXX	XXX	XXX	XXX	XXX	XXX	XXX	XXX	XXX	
8. 2010.....	XXX	XXX	XXX	XXX	XXX	XXX	XXX	XXX	XXX	XXX	
9. 2011.....	XXX	XXX	XXX	XXX	XXX	XXX	XXX	XXX	XXX	XXX	
10. 2012.....	XXX	XXX	XXX	XXX	XXX	XXX	XXX	XXX	XXX	XXX	
11. 2013.....	XXX	XXX	XXX	XXX	XXX	XXX	XXX	XXX	XXX	XXX	
12. Totals.....	XXX	XXX	XXX	XXX	XXX	XXX	XXX	XXX	XXX	XXX	
13. Earned Premiums (Sch P-Pt. 1)											XXX

**SECTION 2B**

Years in Which Premiums Were Earned and Losses Were Incurred	CUMULATIVE PREMIUMS EARNED CEDED AT YEAR END (\$000 OMITTED)										11 Current Year Premiums Earned
	1	2	3	4	5	6	7	8	9	10	
	2004	2005	2006	2007	2008	2009	2010	2011	2012	2013	
1. Prior.....											
2. 2004.....											
3. 2005.....	XXX										
4. 2006.....	XXX	XXX									
5. 2007.....	XXX	XXX	XXX	XXX	XXX	XXX	XXX	XXX	XXX	XXX	
6. 2008.....	XXX	XXX	XXX	XXX	XXX	XXX	XXX	XXX	XXX	XXX	
7. 2009.....	XXX	XXX	XXX	XXX	XXX	XXX	XXX	XXX	XXX	XXX	
8. 2010.....	XXX	XXX	XXX	XXX	XXX	XXX	XXX	XXX	XXX	XXX	
9. 2011.....	XXX	XXX	XXX	XXX	XXX	XXX	XXX	XXX	XXX	XXX	
10. 2012.....	XXX	XXX	XXX	XXX	XXX	XXX	XXX	XXX	XXX	XXX	
11. 2013.....	XXX	XXX	XXX	XXX	XXX	XXX	XXX	XXX	XXX	XXX	
12. Totals.....	XXX	XXX	XXX	XXX	XXX	XXX	XXX	XXX	XXX	XXX	
13. Earned Premiums (Sch P-Pt. 1)											XXX

Schedule P - Part 7A - Section 1 - Primary Loss Sensitive Contracts

NONE

Schedule P - Part 7A - Section 2 - Primary Loss Sensitive Contracts

NONE

Schedule P - Part 7A - Section 3 - Primary Loss Sensitive Contracts

NONE

Schedule P - Part 7A - Section 4 - Primary Loss Sensitive Contracts

NONE

Schedule P - Part 7A - Section 5 - Primary Loss Sensitive Contracts

NONE

Schedule P - Part 7B - Section 1 - Reinsurance Loss Sensitive Contracts

NONE

Schedule P - Part 7B - Section 2 - Reinsurance Loss Sensitive Contracts

NONE

Schedule P - Part 7B - Section 3 - Reinsurance Loss Sensitive Contracts

NONE

Schedule P - Part 7B - Section 4 - Reinsurance Loss Sensitive Contracts

NONE

Schedule P - Part 7B - Section 5 - Reinsurance Loss Sensitive Contracts

NONE

Schedule P - Part 7B - Section 6 - Reinsurance Loss Sensitive Contracts

NONE

Schedule P - Part 7B - Section 7 - Reinsurance Loss Sensitive Contracts

NONE

SCHEDULE P INTERROGATORIES

1. The following questions relate to yet-to-be-issued Extended Reporting Endorsements (EREs) arising from Death, Disability, or Retirement (DDR) provisions in Medical Professional Liability Claims Made insurance policies. EREs provided for reasons other than DDR are not to be included.
- 1.1 Does the company issue Medical Professional Liability Claims Made insurance policies that provide tail (also known as an extended reporting endorsement, or “ERE”) benefits in the event of Death, Disability, or Retirement (DDR) at a reduced charge or at no additional cost? ..... Yes [    ] No [ ☒ ]  
If the answer to question 1.1 is “no”, leave the following questions blank. If the answer to question 1.1 is “yes”, please answer the following questions:
- 1.2 What is the total amount of the reserve for that provision (DDR Reserve), as reported, explicitly or not, elsewhere in this statement (in dollars)? .....\$ .....
- 1.3 Does the company report any DDR reserve as Unearned Premium Reserve per SSAP #65? ..... Yes [    ] No [    ]
- 1.4 Does the company report any DDR reserve as loss or loss adjustment expense reserve? ..... Yes [    ] No [    ]
- 1.5 If the company reports DDR reserve as Unearned Premium Reserve, does that amount match the figure on the Underwriting and Investment Exhibit, Part 1A – Recapitulation of all Premiums (Page 7) Column 2, Lines 11.1 plus 11.2? ..... Yes [    ] No [    ] N/A [    ]
- 1.6 If the company reports DDR reserve as loss or loss adjustment expense reserve, please complete the following table corresponding to where these reserves are reported in Schedule P:

Years in Which Premiums Were Earned and Losses Were Incurred	DDR Reserve Included in Schedule P, Part 1F, Medical Professional Liability Column 24: Total Net Losses and Expenses Unpaid	
	1 Section 1: Occurrence	2 Section 2: Claims-Made
1.601 Prior .....		
1.602 2004 .....		
1.603 2005 .....		
1.604 2006 .....		
1.605 2007 .....		
1.606 2008 .....		
1.607 2009 .....		
1.608 2010 .....		
1.609 2011 .....		
1.610 2012 .....		
1.611 2013 .....		
1.612 Totals		

2. The definition of allocated loss adjustment expenses (ALAE) and, therefore, unallocated loss adjustment expenses (ULAE) was changed effective January 1, 1998. This change in definition applies to both paid and unpaid expenses. Are these expenses (now reported as “Defense and Cost Containment” and “Adjusting and Other” ) reported in compliance with these definitions in this statement? ..... Yes [ ☒ ] No [    ]
3. The Adjusting and Other expense payments and reserves should be allocated to the years in which the losses were incurred based on the number of claims reported, closed and outstanding in those years. When allocating Adjusting and Other expense between companies in a group or a pool, the Adjusting and Other expense should be allocated in the same percentage used for the loss amounts and the claim counts. For reinsurers, Adjusting and Other expense assumed should be reported according to the reinsurance contract. For Adjusting and Other expense incurred by reinsurers, or in those situations where suitable claim count information is not available, Adjusting and Other expense should be allocated by a reasonable method determined by the company and described in Interrogatory 7, below. Are they so reported in this Statement? ..... Yes [ ☒ ] No [    ]
4. Do any lines in Schedule P include reserves that are reported gross of any discount to present value of future payments, and that are reported net of such discounts on Page 10? ..... Yes [    ] No [ ☒ ]  
  
If yes, proper disclosure must be made in the Notes to Financial Statements, as specified in the Instructions. Also, the discounts must be reported in Schedule P - Part 1, Columns 32 and 33. Schedule P must be completed gross of non-tabular discounting. Work papers relating to discount calculations must be available for examination upon request.  
Discounting is allowed only if expressly permitted by the state insurance department to which this Annual Statement is being filed.
5. What were the net premiums in force at the end of the year for:  
(in thousands of dollars)

5.1 Fidelity .....  
5.2 Surety .....
6. Claim count information is reported per claim or per claimant (Indicate which). .....per claim.....  
If not the same in all years, explain in Interrogatory 7.
- 7.1 The information provided in Schedule P will be used by many persons to estimate the adequacy of the current loss and expense reserves, among other things. Are there any especially significant events, coverage, retention or accounting changes that have occurred that must be considered when making such analyses? ..... Yes [    ] No [ ☒ ]
- 7.2 (An extended statement may be attached.)  
.....

**SCHEDULE T - PART 2**  
**INTERSTATE COMPACT - EXHIBIT OF PREMIUMS WRITTEN**

Allocated by States and Territories

		Direct Business Only				
		1	2	3	4	6
States, Etc.		Life (Group and Individual)	Annuities (Group and Individual)	Disability Income (Group and Individual)	Long-Term Care (Group and Individual)	Totals
1.	Alabama .....	AL				
2.	Alaska .....	AK				
3.	Arizona .....	AZ				
4.	Arkansas .....	AR				
5.	California .....	CA				
6.	Colorado .....	CO				
7.	Connecticut .....	CT				
8.	Delaware .....	DE				
9.	District of Columbia .....	DC				
10.	Florida .....	FL				
11.	Georgia .....	GA				
12.	Hawaii .....	HI				
13.	Idaho .....	ID				
14.	Illinois .....	IL				
15.	Indiana .....	IN				
16.	Iowa .....	IA				
17.	Kansas .....	KS				
18.	Kentucky .....	KY				
19.	Louisiana .....	LA				
20.	Maine .....	ME				
21.	Maryland .....	MD				
22.	Massachusetts .....	MA				
23.	Michigan .....	MI				
24.	Minnesota .....	MN				
25.	Mississippi .....	MS				
26.	Missouri .....	MO				
27.	Montana .....	MT				
28.	Nebraska .....	NE				
29.	Nevada .....	NV				
30.	New Hampshire .....	NH				
31.	New Jersey .....	NJ				
32.	New Mexico .....	NM				
33.	New York .....	NY				
34.	North Carolina .....	NC				
35.	North Dakota .....	ND				
36.	Ohio .....	OH				
37.	Oklahoma .....	OK				
38.	Oregon .....	OR				
39.	Pennsylvania .....	PA				
40.	Rhode Island .....	RI				
41.	South Carolina .....	SC				
42.	South Dakota .....	SD				
43.	Tennessee .....	TN				
44.	Texas .....	TX				
45.	Utah .....	UT				
46.	Vermont .....	VT				
47.	Virginia .....	VA				
48.	Washington .....	WA				
49.	West Virginia .....	WV				
50.	Wisconsin .....	WI				
51.	Wyoming .....	WY				
52.	American Samoa .....	AS				
53.	Guam .....	GU				
54.	Puerto Rico .....	PR				
55.	U.S. Virgin Islands .....	VI				
56.	Northern Mariana Islands .....	MP				
57.	Canada .....	CAN				
58.	Aggregate Other Alien .....	OT				
59.	Total					

NONE

ANNUAL STATEMENT FOR THE YEAR 2013 OF THE NATIONWIDE INDEMNITY COMPANY

SCHEDULE Y  
PART 1A - DETAIL OF INSURANCE HOLDING COMPANY SYSTEM

1	2	3	4	5	6	7	8	9	10	11	12	13	14	15
Group Code	Group Name	NAIC Company Code	Federal ID Number	Federal RSSD	CIK	Name of Securities Exchange if Publicly Traded (U.S. or International)	Names of Parent, Subsidiaries Or Affiliates	Domiciliary Location	Relationship to Reporting Entity	Directly Controlled by (Name of Entity/Person)	Type of Control (Ownership, Board, Management, Attorney-in-Fact, Influence, Other)	If Control is Ownership Provide Percentage	Ultimate Controlling Entity(ies)/Person(s)	*
0140	Nationwide		31-1486309				10 W. Nationwide, LLC	OH	NIA	Nationwide Realty Investors, Ltd.	Ownership	100.000	Nationwide Mutual Insurance Company	
0140	Nationwide		31-1486309				101 N. Twentieth St, LLC	OH	NIA	Nationwide Realty Investors, Ltd.	Ownership	100.000	Nationwide Mutual Insurance Company	
0140	Nationwide		31-1733036				120 Acre Partners, LLC	DE	NIA	Nationwide Realty Investors, Ltd.	Ownership	95.000	Nationwide Mutual Insurance Company	1
0140	Nationwide		26-2451988	4288132			1492 Capital, LLC	OH	NIA	Nationwide Mutual Insurance Company	Ownership	100.000	Nationwide Mutual Insurance Company	
0140	Nationwide		20-1347603				180 E. Broad Partners, LLC	OH	NIA	Nationwide Realty Investors, Ltd.	Ownership	33.330	Nationwide Mutual Insurance Company	1
0140	Nationwide		31-1580283				400 West Nationwide Boulevard, LLC	OH	NIA	NWD Investments, LLC	Ownership	100.000	Nationwide Mutual Insurance Company	
0140	Nationwide		31-1580283				425 West Nationwide Boulevard, LLC	OH	NIA	NWD Investments, LLC	Ownership	100.000	Nationwide Mutual Insurance Company	
0140	Nationwide		31-1486309				44 Chestnut, LLC	OH	NIA	Nationwide Realty Investors, Ltd.	Ownership	100.000	Nationwide Mutual Insurance Company	
0140	Nationwide		20-4939866				775 Yard Street Restaurant, LLC	OH	NIA	NRI Equity Land Investments, LLC	Ownership	100.000	Nationwide Mutual Insurance Company	
0140	Nationwide		20-4939866				775 Yard Street, LLC	OH	NIA	NRI Equity Land Investments, LLC	Ownership	100.000	Nationwide Mutual Insurance Company	
0140	Nationwide		20-4939866				800 Bobcat Avenue, LLC	OH	NIA	NRI Equity Land Investments, LLC	Ownership	100.000	Nationwide Mutual Insurance Company	
0140	Nationwide		20-4939866				805 Bobcat Avenue, LLC	OH	NIA	NRI Equity Land Investments, LLC	Ownership	100.000	Nationwide Mutual Insurance Company	
0140	Nationwide		20-4939866				845 Yard Street, LLC	OH	NIA	NRI Equity Land Investments, LLC	Ownership	100.000	Nationwide Mutual Insurance Company	
0140	Nationwide		20-4939866				850 Goodale Blvd., LLC	OH	NIA	NRI Equity Land Investments, LLC	Ownership	100.000	Nationwide Mutual Insurance Company	
0140	Nationwide		20-4939866				895 W. Third Ave., LLC	OH	NIA	NRI Equity Land Investments, LLC	Ownership	100.000	Nationwide Mutual Insurance Company	
0140	Nationwide		20-4939866				925 Burrell Avenue Acquisitions, LLC	OH	NIA	NRI Equity Land Investments, LLC	Ownership	100.000	Nationwide Mutual Insurance Company	
0140	Nationwide		31-1680808				AD Investments, LLC	OH	NIA	Nationwide Realty Investors, Ltd.	Ownership	60.000	Nationwide Mutual Insurance Company	1
0140	Nationwide		31-1580283				ADTV, LLC	OH	NIA	NWD Investments, LLC	Ownership	100.000	Nationwide Mutual Insurance Company	
0140	Nationwide		52-2227314				AGMC Reinsurance, Ltd.	TCA	IA	Nationwide Advantage Mortgage Company	Ownership	100.000	Nationwide Mutual Insurance Company	
0140	Nationwide		42-1011300	4287229			ALLIED General Agency Company	IA	IA	AMCO Insurance Company	Ownership	100.000	Nationwide Mutual Insurance Company	
0140	Nationwide		42-0958655				ALLIED Group, Inc.	IA	IA	Nationwide Mutual Insurance Company	Ownership	100.000	Nationwide Mutual Insurance Company	
0140	Nationwide						Allied Holdings (Delaware), Inc.	DE	IA	Nationwide Mutual Insurance Company	Ownership	100.000	Nationwide Mutual Insurance Company	
0140	Nationwide	10127	27-0114983	4288169			ALLIED Insurance Company of America	OH	IA	Nationwide Mutual Insurance Company	Ownership	100.000	Nationwide Mutual Insurance Company	
							ALLIED Property and Casualty Insurance Company							
0140	Nationwide	45279	42-1201931	4287144			Company	IA	IA	ALLIED Group, Inc.	Ownership	100.000	Nationwide Mutual Insurance Company	
0140	Nationwide		42-1527863	4287238			ALLIED Texas Agency, Inc.	TX	IA	AMCO Insurance Company	Ownership	100.000	Nationwide Mutual Insurance Company	
0140	Nationwide	19100	42-6054959	4287153			AMCO Insurance Company	IA	IA	ALLIED Group, Inc.	Ownership	100.000	Nationwide Mutual Insurance Company	
0140	Nationwide		59-1031596	4288011			American Marine Underwriters, Inc.	FL	IA	Nationwide Mutual Insurance Company	Ownership	100.000	Nationwide Mutual Insurance Company	
0140	Nationwide		31-1486309				Anderson Meadows, LLC	OH	NIA	Nationwide Realty Investors, Ltd.	Ownership	100.000	Nationwide Mutual Insurance Company	
0140	Nationwide		31-1580283				Arena District CA I, LLC	OH	NIA	NWD Investments, LLC	Ownership	100.000	Nationwide Mutual Insurance Company	
0140	Nationwide		90-0280710				Arena District Owners Association	OH	OTH	Other non-Nationwide	n/a	0.000	Other non-Nationwide	2
0140	Nationwide		31-1580283				Arena Theatres, LLC	OH	NIA	NWD Investments, LLC	Ownership	100.000	Nationwide Mutual Insurance Company	
0140	Nationwide						Artessa at Quarry Village, LLC	TX	OTH	Other non-Nationwide	n/a	0.000	Other non-Nationwide	2
0140	Nationwide						BCCS Investment Fund LLC	DE	OTH	Nationwide Mutual Insurance Company	Ownership	100.000	Nationwide Mutual Insurance Company	
0140	Nationwide		31-1184438				Boulevard Inn Limited Liability Company	OH	NIA	Nationwide Realty Investors, Ltd.	Ownership	94.800	Nationwide Mutual Insurance Company	1
0140	Nationwide		31-1555487				Broad Street Retail, LLC	DE	NIA	Nationwide Realty Investors, Ltd.	Ownership	60.000	Nationwide Mutual Insurance Company	1
0140	Nationwide						Brooke School Investment Fund, LLC	DE	OTH	Nationwide Mutual Insurance Company	Ownership	100.000	Nationwide Mutual Insurance Company	
0140	Nationwide			3730540			CHP New Markets Investment Fund, LLC	OH	OTH	Nationwide Mutual Insurance Company	Limited partner /no control	50.000	other non-Nationwide	1
0140	Nationwide		20-1618232				CNRI-Cannonsport Condominium, LLC	OH	NIA	CNRI-Cannonsport, LLC	Ownership	100.000	Nationwide Mutual Insurance Company	
0140	Nationwide		20-1618232				CNRI-Cannonsport, LLC	OH	NIA	Nationwide Realty Investors, Ltd.	Ownership	100.000	Nationwide Mutual Insurance Company	
0140	Nationwide						Co-Investment Fund, L.P.	DE	OTH	Other non-Nationwide	n/a	0.000	Other non-Nationwide	2
0140	Nationwide		31-1579973				COLHOC Limited Partnership	OH	NIA	NRI Limited Partnership	Ownership	30.760	Other non-Nationwide	1
0140	Nationwide	29262	74-1061659	4288057			Colonial County Mutual Insurance Company	TX	OTH	Other non-Nationwide	contract	0.000	Other non-Nationwide	
							Continental/NRI North Shore Investments, LLC							
0140	Nationwide		04-3750770				Continental/NRI North Shore Investments, LLC	OH	NIA	Continental/NRI North Shore Investments, LLC	Ownership	100.000	Nationwide Mutual Insurance Company	
0140	Nationwide		20-0366090				Continental/NRI North Shore Investments, LLC	OH	NIA	Continental/NRI North Shore Investments, LLC	Ownership	100.000	Nationwide Mutual Insurance Company	
0140	Nationwide		20-0142724				Continental/NRI North Shore Investments, LLC	OH	NIA	Nationwide Realty Investors, Ltd.	Ownership	50.500	Nationwide Mutual Insurance Company	1
0140	Nationwide						Cotton Mill Partners, LLC	VA	OTH	Nationwide Mutual Insurance Company	Limited partner /no control	2.000	other non-Nationwide	1
0140	Nationwide	18961	68-0066866	4288178			Crestbrook Insurance Company	OH	IA	Nationwide Mutual Insurance Company	Ownership	100.000	Nationwide Mutual Insurance Company	

ANNUAL STATEMENT FOR THE YEAR 2013 OF THE NATIONWIDE INDEMNITY COMPANY

SCHEDULE Y  
PART 1A - DETAIL OF INSURANCE HOLDING COMPANY SYSTEM

1	2	3	4	5	6	7	8	9	10	11	12	13	14	15
Group Code	Group Name	NAIC Company Code	Federal ID Number	Federal RSSD	CIK	Name of Securities Exchange if Publicly Traded (U.S. or International)	Names of Parent, Subsidiaries Or Affiliates	Domi-ciliary Loca-tion	Relation-ship to Reporting Entity	Directly Controlled by (Name of Entity/Person)	Type of Control (Ownership, Board, Management, Attorney-in-Fact, Influence, Other)	If Control is Ownership Provide Percentage	Ultimate Controlling Entity(ies)/Person(s)	*
...0140	Nationwide		31-1486309				Crewville, Ltd.	..OH	..NIA	Nationwide Realty Investors, Ltd.	Ownership	..100.000	Nationwide Mutual Insurance Company	
...0140	Nationwide	..42587	42-1207150	4287162			Depositors Insurance Company	..IA	..IA	ALLIED Group, Inc.	Ownership	..100.000	Nationwide Mutual Insurance Company	
...0140	Nationwide		33-0096671	4287694			DVM Insurance Agency, Inc.	..CA	..NIA	Veterinary Pet Insurance Company	Ownership	..100.000	Nationwide Mutual Insurance Company	
...0140	Nationwide		20-1945276				East of Madison, LLC	..DE	..NIA	120 Acre Partners, Ltd.	Ownership	..24.910	Nationwide Mutual Insurance Company	..1
...0140	Nationwide		20-1945276				East of Madison, LLC	..DE	..NIA	ND La Quinta Partners, LLC	Ownership	..76.090	Nationwide Mutual Insurance Company	..1
...0140	Nationwide						ELH Investment LLC	..DE	..OTH	Nationwide Mutual Insurance Company	Other	..0.000	Nationwide Mutual Insurance Company	..2
...0140	Nationwide	..13838	42-0618271				Farmland Mutual Insurance Company	..IA	..OTH	Other non-Nationwide	debt	..0.000	Other non-Nationwide	..2
...0140	Nationwide						Freedom Specialty Insurance Company (fka Atlantic Insurance Company)	..OH	..IA	Scottsdale Insurance Company	Ownership	..100.000	Nationwide Mutual Insurance Company	
...0140	Nationwide	..22209	75-6013587	4287676			Grandview Yard Hotel Holdings, LLC	..OH	..NIA	NRI Equity Land Investments, LLC	Ownership	..100.000	Nationwide Mutual Insurance Company	
...0140	Nationwide		20-4939866				Grandview Yard Hotel, LLC	..OH	..NIA	Grandview Yard Hotel Holdings, LLC	Ownership	..100.000	Nationwide Mutual Insurance Company	
...0140	Nationwide		51-0241172				Harleysville Group, Inc.	..DE	..NIA	Nationwide Mutual Insurance Company	Ownership	..100.000	Nationwide Mutual Insurance Company	
...0140	Nationwide	..23582	41-0417250	4442260			Harleysville Insurance Company	..PA	..IA	Harleysville Group, Inc.	Ownership	..100.000	Nationwide Mutual Insurance Company	
...0140	Nationwide						Harleysville Insurance Company of New Jersey	..NJ	..IA	Harleysville Group, Inc.	Ownership	..100.000	Nationwide Mutual Insurance Company	
...0140	Nationwide						Harleysville Insurance Company of New York							
...0140	Nationwide	..10674	23-2864924	4442242			Harleysville Lake States Insurance Company	..PA	..IA	Harleysville Group, Inc.	Ownership	..100.000	Nationwide Mutual Insurance Company	
...0140	Nationwide													
...0140	Nationwide	..14516	38-3198542	4442251			Harleysville Life Insurance Company	..MI	..IA	Harleysville Group, Inc.	Ownership	..100.000	Nationwide Mutual Insurance Company	
...0140	Nationwide	..64327	23-1580983	4440659			Harleysville Pennland Insurance Company	..PA	..IA	Nationwide Mutual Insurance Company	Ownership	..100.000	Nationwide Mutual Insurance Company	
...0140	Nationwide	..40983	23-2612951	4442149			Harleysville Preferred Insurance Company	..PA	..IA	Nationwide Mutual Insurance Company	Ownership	..100.000	Nationwide Mutual Insurance Company	
...0140	Nationwide	..35896	23-2384978	4442288			Harleysville Worcester Insurance Company	..PA	..IA	Harleysville Group, Inc.	Ownership	..100.000	Nationwide Mutual Insurance Company	
...0140	Nationwide	..26182	04-1989660	4442372			Harleysville Worcester Insurance Company	..PA	..IA	Harleysville Group, Inc.	Ownership	..100.000	Nationwide Mutual Insurance Company	
...0140	Nationwide									Harleysville Preferred Insurance Company				
...0140	Nationwide		23-2403000	4442327			Harleysville, Ltd.	..PA	..NIA	Harleysville Worcester Insurance Company	Ownership	..49.500	Nationwide Mutual Insurance Company	
...0140	Nationwide													
...0140	Nationwide						Harleysville, Ltd.	..PA	..NIA	Harleysville Group, Inc.	Ownership	..49.500	Nationwide Mutual Insurance Company	
...0140	Nationwide						Harleysville, Ltd.	..PA	..NIA	Harleysville Group, Inc.	Ownership	..1.000	Nationwide Mutual Insurance Company	
...0140	Nationwide		32-0051216				Hideaway Properties Corp.	..CA	..OTH	Nationwide Realty Investors, Ltd.	Ownership	..50.000	Nationwide Mutual Insurance Company	..1
...0140	Nationwide		31-0871532	4288020			Insurance Intermediaries, Inc.	..OH	..IA	Nationwide Mutual Insurance Company	Ownership	..100.000	Nationwide Mutual Insurance Company	
...0140	Nationwide		23-2882311				Insurance Management Resources, L.P.	..PA	..NIA	Harleysville Insurance Company	Ownership	..1.000	Nationwide Mutual Insurance Company	
...0140	Nationwide									Harleysville Preferred Insurance Company				
...0140	Nationwide		23-2882311				Insurance Management Resources, L.P.	..PA	..NIA	Harleysville Preferred Insurance Company	Ownership	..99.000	Nationwide Mutual Insurance Company	
...0140	Nationwide		31-1486309				Jerome Village Company, LLC	..OH	..NIA	Nationwide Realty Investors, Ltd.	Ownership	..100.000	Nationwide Mutual Insurance Company	
...0140	Nationwide						Jerome Village Master Property Owners Association	..OH	..OTH	Other non-Nationwide	Ownership	..0.000	Other non-Nationwide	..2
...0140	Nationwide		31-1486309				JV Developers, LLC	..OH	..OTH	Nationwide Realty Investors, Ltd.	Ownership	..100.000	Nationwide Mutual Insurance Company	
...0140	Nationwide						Jerome Village Residential Property Owners Association, Inc.	..OH	..NIA	Other non-Nationwide	Ownership	..0.000	Other non-Nationwide	..2
...0140	Nationwide						Leaguers Investment Fund LLC	..DE	..OTH	Other non-Nationwide	Ownership	..0.000	Other non-Nationwide	..2
...0140	Nationwide		56-3789187	4286969			Life REO Holdings, LLC	..OH	..NIA	Nationwide Mutual Insurance Company	Other	..0.000	Nationwide Mutual Insurance Company	..2
...0140	Nationwide		74-1395229				Lone Star General Agency, Inc.	..TX	..IA	Nationwide Life Insurance Company	Ownership	..100.000	Nationwide Mutual Insurance Company	
...0140	Nationwide						Match School Investment Fund, LLC	..DE	..OTH	Nationwide Mutual Insurance Company	Ownership	..100.000	Nationwide Mutual Insurance Company	
...0140	Nationwide	..11991	38-0865250	4288187			National Casualty Company	..WI	..IA	Nationwide Mutual Insurance Company	Ownership	..100.000	Nationwide Mutual Insurance Company	
...0140	Nationwide						National Casualty Company of America, Ltd.							
...0140	Nationwide							..GBR	..IA	National Casualty Company	Ownership	..100.000	Nationwide Mutual Insurance Company	
...0140	Nationwide		42-1154244				Nationwide Advantage Mortgage Company	..IA	..NIA	AMCO Insurance Company	Ownership	..87.300	Nationwide Mutual Insurance Company	
...0140	Nationwide									ALLIED Property & Casualty Insurance Company				
...0140	Nationwide		42-1154244				Nationwide Advantage Mortgage Company	..IA	..NIA	Company	Ownership	..8.470	Nationwide Mutual Insurance Company	
...0140	Nationwide		42-1154244				Nationwide Advantage Mortgage Company	..IA	..NIA	Depositors Insurance Company	Ownership	..4.230	Nationwide Mutual Insurance Company	

ANNUAL STATEMENT FOR THE YEAR 2013 OF THE NATIONWIDE INDEMNITY COMPANY

SCHEDULE Y  
PART 1A - DETAIL OF INSURANCE HOLDING COMPANY SYSTEM

1	2	3	4	5	6	7	8	9	10	11	12	13	14	15
Group Code	Group Name	NAIC Company Code	Federal ID Number	Federal RSSD	CIK	Name of Securities Exchange if Publicly Traded (U.S. or International)	Names of Parent, Subsidiaries Or Affiliates	Domi-ciliary Loca-tion	Relation-ship to Reporting Entity	Directly Controlled by (Name of Entity/Person)	Type of Control (Ownership, Board, Management, Attorney-in-Fact, Influence, Other)	If Control is Ownership Provide Percentage	Ultimate Controlling Entity(ies)/Person(s)	*
..0140 .....	Nationwide .....	..26093 .....	48-0470690 .....	4288196 .....	.....	.....	Nationwide Affinity Insurance Company of America .....	..OH .....	..IA .....	Nationwide Mutual Insurance Company .....	Ownership.....	..100.000 .....	Nationwide Mutual Insurance Company .....	.....
..0140 .....	Nationwide .....	..28223 .....	42-1015537 .....	4288208 .....	.....	.....	Nationwide Agribusiness Insurance Company .....	..IA .....	..IA .....	Nationwide Mutual Insurance Company .....	Ownership.....	..100.000 .....	Nationwide Mutual Insurance Company .....	.....
..0140 .....	Nationwide .....	.....	20-5976272 .....	.....	.....	.....	Nationwide Alternative Investments, LLC .....	..OH .....	..NIA .....	Nationwide Mutual Insurance Company .....	Ownership.....	..100.000 .....	Nationwide Mutual Insurance Company .....	.....
..0140 .....	Nationwide .....	.....	31-1578869 .....	4288075 .....	.....	.....	Nationwide Arena, LLC .....	..OH .....	..NIA .....	NRI Arena, Ltd. ....	Ownership.....	..90.000 .....	Nationwide Mutual Insurance Company .....	.....
..0140 .....	Nationwide .....	.....	20-8670712 .....	4288114 .....	.....	.....	Nationwide Asset Management, LLC .....	..OH .....	..NIA .....	Nationwide Mutual Insurance Company .....	Ownership.....	..100.000 .....	Nationwide Mutual Insurance Company .....	.....
..0140 .....	Nationwide .....	..10723 .....	95-0639970 .....	4288217 .....	.....	.....	Nationwide Assurance Company .....	..WI .....	..IA .....	Nationwide Mutual Insurance Company .....	Ownership.....	..100.000 .....	Nationwide Mutual Insurance Company .....	.....
..0140 .....	Nationwide .....	.....	31-1592130 .....	2729677 .....	.....	.....	Nationwide Bank .....	.....	..OTH .....	Nationwide Financial Services, Inc. ....	Ownership.....	..100.000 .....	Nationwide Mutual Insurance Company .....	.....
..0140 .....	Nationwide .....	.....	52-1776258 .....	4286875 .....	.....	.....	Nationwide Better Health (Ohio), LLC .....	..OH .....	..NIA .....	Nationwide Better Health Holding Company, LLC .....	Ownership.....	..100.000 .....	Nationwide Mutual Insurance Company .....	.....
..0140 .....	Nationwide .....	.....	11-3766032 .....	4286428 .....	.....	.....	Nationwide Better Health Holding Company, LLC .....	..OH .....	..NIA .....	Nationwide Corporation .....	Ownership.....	..75.000 .....	Nationwide Mutual Insurance Company .....	.....
..0140 .....	Nationwide .....	.....	11-3766032 .....	4286428 .....	.....	.....	Nationwide Better Health Holding Company, LLC .....	..OH .....	..NIA .....	Nationwide Mutual Fire Insurance Company .....	Ownership.....	..25.000 .....	Nationwide Mutual Insurance Company .....	.....
..0140 .....	Nationwide .....	.....	31-1036287 .....	4288123 .....	.....	.....	Nationwide Cash Management Company .....	..OH .....	..NIA .....	Nationwide Mutual Insurance Company .....	Ownership.....	..100.000 .....	Nationwide Mutual Insurance Company .....	.....
..0140 .....	Nationwide .....	.....	31-4416546 .....	3828081 .....	.....	.....	Nationwide Corporation .....	..OH .....	..NIA .....	Nationwide Mutual Insurance Company .....	Ownership.....	..95.200 .....	Nationwide Mutual Insurance Company .....	.....
..0140 .....	Nationwide .....	.....	31-4416546 .....	3828081 .....	.....	.....	Nationwide Corporation .....	..OH .....	..NIA .....	Nationwide Mutual Fire Insurance Company .....	Ownership.....	..4.800 .....	Nationwide Mutual Insurance Company .....	.....
..0140 .....	Nationwide .....	.....	04-3679407 .....	4286839 .....	.....	.....	Nationwide Emerging Managers, LLC .....	..DE .....	..NIA .....	NWD Investment Management, Inc. ....	Ownership.....	..100.000 .....	Nationwide Mutual Insurance Company .....	.....
..0140 .....	Nationwide .....	.....	05-0630007 .....	4288048 .....	.....	.....	Nationwide Exclusive Agent Risk Purchasing Group, LLC .....	..OH .....	..NIA .....	Insurance Intermediaries, Inc. ....	Ownership.....	..100.000 .....	Nationwide Mutual Insurance Company .....	.....
..0140 .....	Nationwide .....	.....	31-1667326 .....	4286932 .....	.....	.....	Nationwide Financial Assignment Company .....	..OH .....	..NIA .....	Nationwide Life Insurance Company .....	Ownership.....	..100.000 .....	Nationwide Mutual Insurance Company .....	.....
..0140 .....	Nationwide .....	.....	23-2412039 .....	4287087 .....	.....	.....	Nationwide Financial General Agency, Inc. ....	..PA .....	..NIA .....	NFS Distributors, Inc. ....	Ownership.....	..100.000 .....	Nationwide Mutual Insurance Company .....	.....
..0140 .....	Nationwide .....	.....	31-1316276 .....	4287069 .....	.....	.....	Nationwide Financial Institution Distributors Agency, Inc. ....	..DE .....	..NIA .....	NFS Distributors, Inc. ....	Ownership.....	..100.000 .....	Nationwide Mutual Insurance Company .....	.....
..0140 .....	Nationwide .....	.....	31-6554353 .....	4286978 .....	.....	.....	Nationwide Financial Services Capital Trust .....	..DE .....	..NIA .....	Nationwide Financial Services, Inc. ....	Ownership.....	..100.000 .....	Nationwide Mutual Insurance Company .....	.....
..0140 .....	Nationwide .....	.....	31-1486870 .....	3828063 .....	.....	.....	Nationwide Financial Services, Inc. ....	..DE .....	..NIA .....	Nationwide Corporation .....	Ownership.....	..100.000 .....	Nationwide Mutual Insurance Company .....	.....
..0140 .....	Nationwide .....	.....	52-6969857 .....	4286996 .....	.....	.....	Nationwide Fund Advisors .....	..DE .....	..NIA .....	Nationwide Financial Services, Inc. ....	Ownership.....	..100.000 .....	Nationwide Mutual Insurance Company .....	.....
..0140 .....	Nationwide .....	.....	31-1748721 .....	42877050 .....	.....	.....	Nationwide Fund Distributors LLC .....	..DE .....	..NIA .....	NFS Distributors, Inc. ....	Ownership.....	..100.000 .....	Nationwide Mutual Insurance Company .....	.....
..0140 .....	Nationwide .....	.....	31-0900518 .....	4287041 .....	.....	.....	Nationwide Fund Management LLC .....	..DE .....	..NIA .....	NFS Distributors, Inc. ....	Ownership.....	..100.000 .....	Nationwide Mutual Insurance Company .....	.....
..0140 .....	Nationwide .....	..23760 .....	31-4425763 .....	4287957 .....	.....	.....	Nationwide General Insurance Company .....	..OH .....	..IA .....	Nationwide Mutual Insurance Company .....	Ownership.....	..100.000 .....	Nationwide Mutual Insurance Company .....	.....
..0140 .....	Nationwide .....	.....	31-1570938 .....	4286398 .....	.....	.....	Nationwide Global Holdings, Inc. ....	..OH .....	..NIA .....	Nationwide Corporation .....	Ownership.....	..100.000 .....	Nationwide Mutual Insurance Company .....	.....
..0140 .....	Nationwide .....	.....	04-3732385 .....	4286857 .....	.....	.....	Nationwide Global Ventures, Inc. ....	..DE .....	..NIA .....	Nationwide Asset Management Holdings, Inc. ....	Ownership.....	..100.000 .....	Nationwide Mutual Insurance Company .....	.....
..0140 .....	Nationwide .....	..10070 .....	31-1399201 .....	.....	.....	.....	Nationwide Indemnity Company .....	..OH .....	..RE .....	Nationwide Mutual Insurance Company .....	Ownership.....	..100.000 .....	Nationwide Mutual Insurance Company .....	.....
..0140 .....	Nationwide .....	..25453 .....	95-2130882 .....	4287180 .....	.....	.....	Nationwide Insurance Company of America .....	..WI .....	..IA .....	ALLIED Group, Inc. ....	Ownership.....	..100.000 .....	Nationwide Mutual Insurance Company .....	.....
..0140 .....	Nationwide .....	..10948 .....	31-1613686 .....	4287966 .....	.....	.....	Nationwide Insurance Company of Florida .....	..OH .....	..IA .....	Nationwide Mutual Insurance Company .....	Ownership.....	..100.000 .....	Nationwide Mutual Insurance Company .....	.....
..0140 .....	Nationwide .....	.....	31-6022301 .....	.....	.....	.....	Nationwide Insurance Foundation .....	..OH .....	..OTH .....	Other non-Nationwide .....	n/a .....	..0.000 .....	Other non-Nationwide .....	..2 .....
..0140 .....	Nationwide .....	.....	41-2206199 .....	4286950 .....	.....	.....	Nationwide Investment Advisors, LLC .....	..OH .....	..NIA .....	Nationwide Life Insurance Company .....	Ownership.....	..100.000 .....	Nationwide Mutual Insurance Company .....	.....
..0140 .....	Nationwide .....	.....	73-0988442 .....	4286923 .....	.....	.....	Nationwide Investment Services Corporation .....	..OK .....	..NIA .....	Nationwide Life Insurance Company .....	Ownership.....	..100.000 .....	Nationwide Mutual Insurance Company .....	.....
..0140 .....	Nationwide .....	..92657 .....	31-1000740 .....	.....	.....	.....	Nationwide Life and Annuity Insurance Company .....	..OH .....	..IA .....	Nationwide Life Insurance Company .....	Ownership.....	..100.000 .....	Nationwide Mutual Insurance Company .....	.....
..0140 .....	Nationwide .....	..66869 .....	31-4156830 .....	.....	.....	.....	Nationwide Life Insurance Company .....	..OH .....	..IA .....	Nationwide Financial Services, Inc. ....	Ownership.....	..100.000 .....	Nationwide Mutual Insurance Company .....	.....
..0140 .....	Nationwide .....	.....	13-4212969 .....	.....	.....	.....	Nationwide Life Tax Credit Partners 2002-A, LLC .....	..OH .....	..NIA .....	Nationwide Life Insurance Company .....	Other.....	..0.000 .....	Nationwide Mutual Insurance Company .....	..2 .....
..0140 .....	Nationwide .....	.....	01-0749754 .....	.....	.....	.....	Nationwide Life Tax Credit Partners 2002-B, LLC .....	..OH .....	..NIA .....	Nationwide Life Insurance Company .....	Other.....	..0.000 .....	Nationwide Mutual Insurance Company .....	..2 .....
..0140 .....	Nationwide .....	.....	03-0498148 .....	3262573 .....	.....	.....	Nationwide Life Tax Credit Partners 2002-C, LLC .....	..OH .....	..NIA .....	Nationwide Life Insurance Company .....	Other.....	..0.000 .....	Nationwide Mutual Insurance Company .....	..2 .....

ANNUAL STATEMENT FOR THE YEAR 2013 OF THE NATIONWIDE INDEMNITY COMPANY

SCHEDULE Y  
PART 1A - DETAIL OF INSURANCE HOLDING COMPANY SYSTEM

1	2	3	4	5	6	7	8	9	10	11	12	13	14	15
Group Code	Group Name	NAIC Company Code	Federal ID Number	Federal RSSD	CIK	Name of Securities Exchange if Publicly Traded (U.S. or International)	Names of Parent, Subsidiaries Or Affiliates	Domi-ciliary Loca-tion	Relation-ship to Reporting Entity	Directly Controlled by (Name of Entity/Person)	Type of Control (Ownership, Board, Management, Attorney-in-Fact, Influence, Other)	If Control is Ownership Provide Percentage	Ultimate Controlling Entity(ies)/Person(s)	*
...0140 ...	Nationwide .....	.....	54-2113175 .....	.....	.....	.....	Nationwide Life Tax Credit Partners 2003-A, LLC .....	..OH.....	..NIA.....	Nationwide Life Insurance Company .....	Other.....	...0.000 .....	Nationwide Mutual Insurance Company .....	...2 .....
...0140 ...	Nationwide .....	.....	58-2672725 .....	.....	.....	.....	Nationwide Life Tax Credit Partners 2003-B, LLC .....	..OH.....	..NIA.....	Nationwide Life Insurance Company .....	Other.....	...0.000 .....	Nationwide Mutual Insurance Company .....	...2 .....
...0140 ...	Nationwide .....	.....	20-0357951 .....	3811001 .....	.....	.....	Nationwide Life Tax Credit Partners 2003-C, LLC .....	..OH.....	..NIA.....	Nationwide Life Insurance Company .....	Other.....	...0.000 .....	Nationwide Mutual Insurance Company .....	...2 .....
...0140 ...	Nationwide .....	.....	20-0382144 .....	.....	.....	.....	Nationwide Life Tax Credit Partners 2004-A, LLC .....	..OH.....	..NIA.....	Nationwide Life Insurance Company .....	Other.....	...0.000 .....	Nationwide Mutual Insurance Company .....	...2 .....
...0140 ...	Nationwide .....	.....	20-0745944 .....	.....	.....	.....	Nationwide Life Tax Credit Partners 2004-B, LLC .....	..OH.....	..NIA.....	Nationwide Life Insurance Company .....	Other.....	...0.000 .....	Nationwide Mutual Insurance Company .....	...2 .....
...0140 ...	Nationwide .....	.....	20-0745965 .....	.....	.....	.....	Nationwide Life Tax Credit Partners 2004-C, LLC .....	..OH.....	..NIA.....	Nationwide Life Insurance Company .....	Other.....	...0.000 .....	Nationwide Mutual Insurance Company .....	...2 .....
...0140 ...	Nationwide .....	.....	20-1128408 .....	.....	.....	.....	Nationwide Life Tax Credit Partners 2004-D, LLC .....	..OH.....	..NIA.....	Nationwide Life Insurance Company .....	Other.....	...0.000 .....	Nationwide Mutual Insurance Company .....	...2 .....
...0140 ...	Nationwide .....	.....	20-1128472 .....	.....	.....	.....	Nationwide Life Tax Credit Partners 2004-E, LLC .....	..OH.....	..NIA.....	Nationwide Life Insurance Company .....	Other.....	...0.000 .....	Nationwide Mutual Insurance Company .....	...2 .....
...0140 ...	Nationwide .....	.....	20-1918935 .....	3318117 .....	.....	.....	Nationwide Life Tax Credit Partners 2004-F, LLC .....	..OH.....	..NIA.....	Nationwide Life Insurance Company .....	Other.....	...0.000 .....	Nationwide Mutual Insurance Company .....	...2 .....
...0140 ...	Nationwide .....	.....	20-2303694 .....	.....	.....	.....	Nationwide Life Tax Credit Partners 2005-A, LLC .....	..OH.....	..NIA.....	Nationwide Life Insurance Company .....	Other.....	...0.000 .....	Nationwide Mutual Insurance Company .....	...2 .....
...0140 ...	Nationwide .....	.....	20-2303602 .....	.....	.....	.....	Nationwide Life Tax Credit Partners 2005-B, LLC .....	..OH.....	..NIA.....	Nationwide Life Insurance Company .....	Other.....	...0.000 .....	Nationwide Mutual Insurance Company .....	...2 .....
...0140 ...	Nationwide .....	.....	20-2450960 .....	.....	.....	.....	Nationwide Life Tax Credit Partners 2005-C, LLC .....	..OH.....	..NIA.....	Nationwide Life Insurance Company .....	Other.....	...0.000 .....	Nationwide Mutual Insurance Company .....	...2 .....
...0140 ...	Nationwide .....	.....	20-2451052 .....	.....	.....	.....	Nationwide Life Tax Credit Partners 2005-D, LLC .....	..OH.....	..NIA.....	Nationwide Life Insurance Company .....	Other.....	...0.000 .....	Nationwide Mutual Insurance Company .....	...2 .....
...0140 ...	Nationwide .....	.....	20-2774223 .....	.....	.....	.....	Nationwide Life Tax Credit Partners 2005-E, LLC .....	..OH.....	..NIA.....	Nationwide Life Insurance Company .....	Other.....	...0.000 .....	Nationwide Mutual Insurance Company .....	...2 .....
...0140 ...	Nationwide .....	.....	21-1288836 .....	.....	.....	.....	Nationwide Life Tax Credit Partners 2007-A, LLC .....	..OH.....	..NIA.....	Nationwide Life Insurance Company .....	Other.....	...0.000 .....	Nationwide Mutual Insurance Company .....	...2 .....
...0140 ...	Nationwide .....	.....	26-3427373 .....	.....	.....	.....	Nationwide Life Tax Credit Partners 2009-A, LLC .....	..OH.....	..NIA.....	Nationwide Life Insurance Company .....	Other.....	...0.000 .....	Nationwide Mutual Insurance Company .....	...2 .....
...0140 ...	Nationwide .....	.....	26-3427435 .....	.....	.....	.....	Nationwide Life Tax Credit Partners 2009-B, LLC .....	..OH.....	..NIA.....	Nationwide Life Insurance Company .....	Other.....	...0.000 .....	Nationwide Mutual Insurance Company .....	...2 .....
...0140 ...	Nationwide .....	.....	26-3427479 .....	.....	.....	.....	Nationwide Life Tax Credit Partners 2009-C, LLC .....	..OH.....	..NIA.....	Nationwide Life Insurance Company .....	Other.....	...0.000 .....	Nationwide Mutual Insurance Company .....	...2 .....
...0140 ...	Nationwide .....	.....	26-3427525 .....	.....	.....	.....	Nationwide Life Tax Credit Partners 2009-D, LLC .....	..OH.....	..NIA.....	Nationwide Life Insurance Company .....	Other.....	...0.000 .....	Nationwide Mutual Insurance Company .....	...2 .....
...0140 ...	Nationwide .....	.....	26-4737055 .....	.....	.....	.....	Nationwide Life Tax Credit Partners 2009-E, LLC .....	..OH.....	..NIA.....	Nationwide Life Insurance Company .....	Other.....	...0.000 .....	Nationwide Mutual Insurance Company .....	...2 .....
...0140 ...	Nationwide .....	.....	26-4737157 .....	.....	.....	.....	Nationwide Life Tax Credit Partners 2009-F, LLC .....	..OH.....	..NIA.....	Nationwide Life Insurance Company .....	Other.....	...0.000 .....	Nationwide Mutual Insurance Company .....	...2 .....
...0140 ...	Nationwide .....	.....	46-1952215 .....	.....	.....	.....	Nationwide Life Tax Credit Partners 2013-A, LLC .....	..OH.....	..NIA.....	Nationwide Life Insurance Company .....	Other.....	...0.000 .....	Nationwide Mutual Insurance Company .....	...2 .....
...0140 ...	Nationwide .....	.....	46-1971926 .....	.....	.....	.....	Nationwide Life Tax Credit Partners 2013-B, LLC .....	..OH.....	..NIA.....	Nationwide Life Insurance Company .....	Other.....	...0.000 .....	Nationwide Mutual Insurance Company .....	...2 .....
...0140 ...	Nationwide .....	.....	27-1362364 .....	.....	.....	.....	Nationwide Life Tax Credit Partners 2009-I, LLC .....	..OH.....	..NIA.....	Nationwide Life Insurance Company .....	Other.....	...0.000 .....	Nationwide Mutual Insurance Company .....	...2 .....
...0140 ...	Nationwide .....	.....	.....	3779811 .....	.....	.....	Nationwide Life Tax Credit Partners No. 1, LLC .....	..OH.....	..NIA.....	Nationwide Life Insurance Company .....	Other.....	...0.000 .....	Nationwide Mutual Insurance Company .....	...2 .....
...0140 ...	Nationwide .....	42110 .....	75-1780981 .....	4287984 .....	.....	.....	Nationwide Lloyds .....	..TX.....	..IA.....	n/a .....	contract .....	...0.000 .....	Nationwide Mutual Insurance Company .....	...2 .....



ANNUAL STATEMENT FOR THE YEAR 2013 OF THE NATIONWIDE INDEMNITY COMPANY

SCHEDULE Y  
PART 1A - DETAIL OF INSURANCE HOLDING COMPANY SYSTEM

1	2	3	4	5	6	7	8	9	10	11	12	13	14	15
Group Code	Group Name	NAIC Company Code	Federal ID Number	Federal RSSD	CIK	Name of Securities Exchange if Publicly Traded (U.S. or International)	Names of Parent, Subsidiaries Or Affiliates	Domi-ciliary Location	Relation-ship to Reporting Entity	Directly Controlled by (Name of Entity/Person)	Type of Control (Ownership, Board, Management, Attorney-in-Fact, Influence, Other)	If Control is Ownership Provide Percentage	Ultimate Controlling Entity(ies)/Person(s)	*
0140	Nationwide						Nationwide Mutual Capital I, LLC	DE	NIA	Nationwide Mutual Capital, LLC	Ownership	100.000	Nationwide Mutual Insurance Company	
0140	Nationwide		75-3191025				Nationwide Mutual Capital, LLC	OH	NIA	Nationwide Mutual Insurance Company	Ownership	100.000	Nationwide Mutual Insurance Company	
0140	Nationwide	23779	82-0549218	3828090			Nationwide Mutual Fire Insurance Company	OH	OTH	Other non-Nationwide	n/a	0.000	Other non-Nationwide	
0140	Nationwide	23787	31-4177100	3828072			Nationwide Mutual Insurance Company	OH	UDP	Other non-Nationwide	n/a	0.000	Other non-Nationwide	
0140	Nationwide		34-2012765	4288084			Nationwide Private Equity Fund, LLC	OH	NIA	Nationwide Mutual Insurance Company	Ownership	100.000	Nationwide Mutual Insurance Company	
0140	Nationwide	37877	31-0970750	4287993			Nationwide Property and Casualty Insurance Company	OH	IA	Nationwide Mutual Insurance Company	Ownership	100.000	Nationwide Mutual Insurance Company	
0140	Nationwide		31-1486309	4288105			Nationwide Realty Investors, Ltd.	OH	NIA	Nationwide Mutual Insurance Company	Ownership	96.700	Nationwide Mutual Insurance Company	
0140	Nationwide		31-1486309	4288105			Nationwide Realty Investors, Ltd.	OH	NIA	Nationwide Indemnity Company	Ownership	3.300	Nationwide Mutual Insurance Company	
0140	Nationwide		31-1486309				Nationwide Realty Management, LLC	OH	NIA	Nationwide Realty Investors, Ltd.	Ownership	100.000	Nationwide Mutual Insurance Company	
0140	Nationwide			4288066			Nationwide Realty Services, Ltd.	OH	NIA	Nationwide Mutual Insurance Company	Ownership	100.000	Nationwide Mutual Insurance Company	
0140	Nationwide		06-0987812	4287117			Nationwide Retirement Solutions Insurance Agency, Inc.	MA	IA	Nationwide Retirement Solutions, Inc.	Ownership	100.000	Nationwide Mutual Insurance Company	
0140	Nationwide		73-0948330	4287096			Nationwide Retirement Solutions, Inc.	DE	NIA	NFS Distributors, Inc.	Ownership	100.000	Nationwide Mutual Insurance Company	
0140	Nationwide		86-0924069	4287108			Nationwide Retirement Solutions, Inc. of Arizona	AZ	NIA	Nationwide Retirement Solutions, Inc.	Ownership	100.000	Nationwide Mutual Insurance Company	
0140	Nationwide		31-1331479	4287126			Nationwide Retirement Solutions, Inc. of Ohio	OH	NIA	Nationwide Retirement Solutions, Inc.	contract	0.000	Nationwide Mutual Insurance Company	
0140	Nationwide		74-2200854	4287135			Nationwide Retirement Solutions, Inc. of Texas	TX	NIA	Nationwide Retirement Solutions, Inc.	contract	0.000	Nationwide Mutual Insurance Company	
0140	Nationwide		42-1373380	4287210			Nationwide Sales Solutions, Inc.	IA	NIA	ALLIED Group, Inc.	Ownership	100.000	Nationwide Mutual Insurance Company	
0140	Nationwide		36-2434406	4287078			Nationwide Securities, LLC	OH	NIA	NFS Distributors, Inc.	Ownership	100.000	Nationwide Mutual Insurance Company	
0140	Nationwide		31-4177100	4288093			Nationwide Services Company, LLC	OH	NIA	Nationwide Mutual Insurance Company	Ownership	100.000	Nationwide Mutual Insurance Company	
0140	Nationwide		27-0743545				Nationwide Tax Credit Partners 2009-G, LLC	OH	NIA	Nationwide Mutual Insurance Company	Other	0.000	Nationwide Mutual Insurance Company	2
0140	Nationwide		27-0768791				Nationwide Tax Credit Partners 2009-H, LLC	OH	NIA	Nationwide Mutual Insurance Company	Other	0.000	Nationwide Mutual Insurance Company	2
0140	Nationwide		27-1362364				Nationwide Tax Credit Partners 2009-I, LLC	OH	NIA	Nationwide Life Insurance Company	Other	0.000	Other non-Nationwide	2
0140	Nationwide		46-1952215				Nationwide Tax Credit Partners 2013-A, LLC	OH	NIA	Nationwide Life Insurance Company	Other	0.000	Other non-Nationwide	2
0140	Nationwide		11-3651828				ND La Quinta Partners, LLC	DE	NIA	Nationwide Realty Investors, Ltd.	Ownership	95.000	Nationwide Mutual Insurance Company	1
0140	Nationwide			4286866			Newhouse Capital Partners II, LLC	DE	NIA	Nationwide Global Ventures, Inc.	Ownership	80.000	Nationwide Mutual Insurance Company	
0140	Nationwide			4286866			Newhouse Capital Partners II, LLC	DE	NIA	Nationwide Global Ventures, Inc.	Ownership	99.000	Nationwide Mutual Insurance Company	
0140	Nationwide			4286679			Newhouse Capital Partners, LLC	DE	NIA	NWD Investment Management, Inc.	Ownership	19.000	Nationwide Mutual Insurance Company	
0140	Nationwide			4286679			Newhouse Capital Partners, LLC	DE	NIA	Nationwide Mutual Insurance Company	Ownership	70.000	Nationwide Mutual Insurance Company	
0140	Nationwide			4286679			Nationwide Mutual Fire Insurance Company							
0140	Nationwide			428679			Newhouse Capital Partners, LLC	DE	NIA		Ownership	10.000	Nationwide Mutual Insurance Company	
0140	Nationwide		31-1630871	4287032			NFS Distributors, Inc.	DE	NIA	Nationwide Financial Services, Inc.	Ownership	100.000	Nationwide Mutual Insurance Company	
0140	Nationwide		14-1892640				NHT XII Tax Credit Fund, LLC	DC	NIA	Nationwide Life Insurance Company	Ownership	49.990	Nationwide Mutual Insurance Company	
0140	Nationwide		14-1892640				NHT XII Tax Credit Fund, LLC	DC	NIA	Nationwide Assurance Company	Ownership	25.000	Nationwide Mutual Insurance Company	
0140	Nationwide		14-1892640				NHT XII Tax Credit Fund, LLC	DC	NIA	Nationwide Mutual Insurance Company	Ownership	25.000	Nationwide Mutual Insurance Company	
0140	Nationwide						NNOV8, LLC	OH	NIA	Nationwide Mutual Insurance Company	Ownership	100.000	Nationwide Mutual Insurance Company	
0140	Nationwide		26-0351004				North Bank Condominium Home Owners Association	OH	OTH	Other non-Nationwide	n/a	0.000	Other non-Nationwide	2
0140	Nationwide		20-4939866				North of Third, LLC	OH	NIA	NRI Equity Land Investments, LLC	Ownership	100.000	Nationwide Mutual Insurance Company	
0140	Nationwide		26-4083207				Northstar Commercial Development, LLC	OH	NIA	Nationwide Realty Investors, Ltd.	Ownership	50.000	Nationwide Mutual Insurance Company	
0140	Nationwide		26-4083354				Northstar Residential Development, LLC	OH	NIA	Nationwide Realty Investors, Ltd.	Ownership	50.000	Nationwide Mutual Insurance Company	
0140	Nationwide		31-1486309				NRI 12325 Copper Way, LLC	OH	NIA	Nationwide Realty Investors, Ltd.	Ownership	100.000	Nationwide Mutual Insurance Company	
0140	Nationwide		31-1486309				NRI 220 Schrock, LLC	OH	NIA	Nationwide Realty Investors, Ltd.	Ownership	100.000	Nationwide Mutual Insurance Company	
0140	Nationwide		31-1486309				NRI Arena, LLC	OH	NIA	Nationwide Realty Investors, Ltd.	Ownership	100.000	Nationwide Mutual Insurance Company	

ANNUAL STATEMENT FOR THE YEAR 2013 OF THE NATIONWIDE INDEMNITY COMPANY

SCHEDULE Y  
PART 1A - DETAIL OF INSURANCE HOLDING COMPANY SYSTEM

1	2	3	4	5	6	7	8	9	10	11	12	13	14	15
Group Code	Group Name	NAIC Company Code	Federal ID Number	Federal RSSD	CIK	Name of Securities Exchange if Publicly Traded (U.S. or International)	Names of Parent, Subsidiaries Or Affiliates	Domi-ciliary Loca-tion	Rela-tion-ship to Reporting Entity	Directly Controlled by (Name of Entity/Person)	Type of Control (Ownership, Board, Management, Attorney-in-Fact, Influence, Other)	If Control is Ownership Provide Percentage	Ultimate Controlling Entity(ies)/Person(s)	*
0140	Nationwide		31-1486309				NRI Brookledge, LLC	OH	NIA	Nationwide Realty Investors, Ltd.	Ownership	100.000	Nationwide Mutual Insurance Company	
0140	Nationwide		31-1486309				NRI Builders, LLC	OH	NIA	Nationwide Realty Investors, Ltd.	Ownership	100.000	Nationwide Mutual Insurance Company	
0140	Nationwide		31-1486309				NRI Communities/Charlotte, LLC	OH	NIA	Nationwide Realty Investors, Ltd.	Ownership	100.000	Nationwide Mutual Insurance Company	
0140	Nationwide		31-1486309				NRI Communities/Harris Blvd., LLC	OH	NIA	Nationwide Realty Investors, Ltd.	Ownership	100.000	Nationwide Mutual Insurance Company	
0140	Nationwide		31-1486309				NRI Cramer Creek, LLC	OH	NIA	Nationwide Realty Investors, Ltd.	Ownership	100.000	Nationwide Mutual Insurance Company	
0140	Nationwide		20-4939866				NRI Equity Land Investments, LLC	OH	NIA	Nationwide Realty Investors, Ltd.	Ownership	80.000	Nationwide Mutual Insurance Company	
0140	Nationwide		26-0212217				NRI Equity Tampa, LLC	OH	OTH	Nationwide Realty Investors, Ltd.	Ownership	100.000	Nationwide Mutual Insurance Company	
0140	Nationwide		31-1486309				NRI Maxtown, LLC	OH	OTH	Nationwide Realty Investors, Ltd.	Ownership	100.000	Nationwide Mutual Insurance Company	
0140	Nationwide		30-4939866				NRI Office Ventures, Ltd	OH	NIA	Nationwide Realty Investors, Ltd.	Ownership	100.000	Nationwide Mutual Insurance Company	
0140	Nationwide		31-1486309				NRI-Rivulon, LLC	OH	NIA	Nationwide Realty Investors, Ltd.	Ownership	100.000	Nationwide Mutual Insurance Company	
0140	Nationwide		31-1486309				NRI Telecom, LLC	OH	NIA	NWD Investments, LLC	Ownership	100.000	Nationwide Mutual Insurance Company	
										Nationwide Property and Casualty Company				
0140	Nationwide		45-3123274				NTCIF-2011 Georgia State Investor, LLC	OH	NIA		Ownership	100.000	Nationwide Mutual Insurance Company	
0140	Nationwide		90-0729552				NTCIF-2011, LLC	OH	NIA	Nationwide Life Insurance Company	Ownership	100.000	Nationwide Mutual Insurance Company	
0140	Nationwide		27-4700627				NTCP 2011-A, LLC	OH	NIA	Nationwide Life Insurance Company	Ownership	100.000	Nationwide Mutual Insurance Company	
0140	Nationwide		46-0747898				NTCP 2011-B, LLC	OH	NIA	Nationwide Life Insurance Company	Ownership	100.000	Nationwide Mutual Insurance Company	
0140	Nationwide		46-0741029	4464703			NTCP 2012-A, LLC	OH	NIA	Nationwide Life Insurance Company	Ownership	100.000	Nationwide Mutual Insurance Company	
0140	Nationwide		46-3309896				NTCP 2013-C, LLC	OH	NIA	Nationwide Life Insurance Company	Ownership	100.000	Nationwide Mutual Insurance Company	
0140	Nationwide		46-4104813				NTCP 2013-D, LLC	OH	NIA	Nationwide Life Insurance Company	Ownership	100.000	Nationwide Mutual Insurance Company	
0140	Nationwide		46-4111078				NTCP 2014-A, LLC	OH	NIA	Nationwide Life Insurance Company	Ownership	100.000	Nationwide Mutual Insurance Company	
0140	Nationwide		46-3654078				NW-Amesbury, LLC	OH	NIA	NW-REI, LLC	Ownership	100.000	Nationwide Mutual Insurance Company	
0140	Nationwide		36-4702264				NW-Arvada, LLC	OH	NIA	NW-REI, LLC	Ownership	100.000	Nationwide Mutual Insurance Company	
0140	Nationwide		46-2943666				NW-Bandera, LLC	OH	NIA	NW-REI, LLC	Ownership	100.000	Nationwide Mutual Insurance Company	
0140	Nationwide		45-5159092				NW-Bayshore, LLC	OH	NIA	NW-REI, LLC	Ownership	100.000	Nationwide Mutual Insurance Company	
0140	Nationwide		46-2451156				NW-Bee Cave, LLC	OH	NIA	NW-REI, LLC	Ownership	100.000	Nationwide Mutual Insurance Company	
0140	Nationwide		46-0999932				NW-Bencap, LLC	OH	NIA	NW-REI, LLC	Ownership	100.000	Nationwide Mutual Insurance Company	
0140	Nationwide		46-3707480				NW-Brooklyn, LLC	OH	NIA	NW-REI, LLC	Ownership	100.000	Nationwide Mutual Insurance Company	
0140	Nationwide		46-3968244				NW-Camelback, LLC	OH	NIA	NW-REI, LLC	Ownership	100.000	Nationwide Mutual Insurance Company	
0140	Nationwide		45-2724980				NW-Cameron, LLC	OH	NIA	NW-REI, LLC	Ownership	100.000	Nationwide Mutual Insurance Company	
0140	Nationwide		46-3674167				NW-Cedar Springs, LLC	OH	NIA	NW-REI, LLC	Ownership	100.000	Nationwide Mutual Insurance Company	
0140	Nationwide		46-3994437				NW-Central Station, LLC	OH	NIA	NE-REI, LLC	Ownership	100.000	Nationwide Mutual Insurance Company	
0140	Nationwide		26-0901660				NW-QNC CoppelI, LLC	DE	NIA	Nationwide Mutual Insurance Company	Ownership	100.000	Nationwide Mutual Insurance Company	
0140	Nationwide		27-2764819				NW-Commerce Center, LLC	DE	NIA	NW-REI, LLC	Ownership	100.000	Nationwide Mutual Insurance Company	
0140	Nationwide		32-0359208				NW-Corvallis, LLC	OH	NIA	NW-REI, LLC	Ownership	100.000	Nationwide Mutual Insurance Company	
0140	Nationwide		31-1580283				NWD 205 Vine, LLC	OH	NIA	NWD Investments, LLC	Ownership	100.000	Nationwide Mutual Insurance Company	
0140	Nationwide		31-1580283				NWD 225 Nationwide, LLC	OH	NIA	NWD Investments, LLC	Ownership	100.000	Nationwide Mutual Insurance Company	
0140	Nationwide		31-1580283				NWD 230 West, LLC	OH	NIA	NWD Investments, LLC	Ownership	100.000	Nationwide Mutual Insurance Company	
0140	Nationwide		31-1580283				NWD 240 Nationwide, LLC	OH	NIA	NWD Investments, LLC	Ownership	100.000	Nationwide Mutual Insurance Company	
0140	Nationwide		31-1580283				NWD 250 Brodbelt, LLC	OH	NIA	NWD Investments, LLC	Ownership	100.000	Nationwide Mutual Insurance Company	
0140	Nationwide		31-1580283				NWD 265 Neil, LLC	OH	NIA	NWD Investments, LLC	Ownership	100.000	Nationwide Mutual Insurance Company	
0140	Nationwide		31-1580283				NWD 275 Marconi, LLC	OH	NIA	NWD Investments, LLC	Ownership	100.000	Nationwide Mutual Insurance Company	
0140	Nationwide		31-1580283				NWD 295 McConnell, LLC	OH	NIA	NWD Investments, LLC	Ownership	100.000	Nationwide Mutual Insurance Company	
0140	Nationwide		31-1580283				NWD 300 Neil, LLC	OH	NIA	NWD Investments, LLC	Ownership	100.000	Nationwide Mutual Insurance Company	
0140	Nationwide		31-1580283				NWD 300 Spring, LLC	OH	NIA	NWD Investments, LLC	Ownership	100.000	Nationwide Mutual Insurance Company	
0140	Nationwide		31-1580283				NWD 355 McConnell, LLC	OH	NIA	NWD Investments, LLC	Ownership	100.000	Nationwide Mutual Insurance Company	
0140	Nationwide		31-1580283				NWD 425 Nationwide, LLC	OH	NIA	NWD Investments, LLC	Ownership	100.000	Nationwide Mutual Insurance Company	
0140	Nationwide		31-1580283				NWD 500 Nationwide, LLC	OH	NIA	NWD Investments, LLC	Ownership	100.000	Nationwide Mutual Insurance Company	
0140	Nationwide		31-1580283				NWD Arena Crossing, LLC	OH	NIA	NWD Investments, LLC	Ownership	100.000	Nationwide Mutual Insurance Company	
0140	Nationwide		31-1580283				NWD Arena District I, LLC	OH	NIA	NWD Investments, LLC	Ownership	100.000	Nationwide Mutual Insurance Company	
0140	Nationwide		31-1580283				NWD Arena District II, LLC	OH	NIA	NWD Investments, LLC	Ownership	100.000	Nationwide Mutual Insurance Company	
0140	Nationwide		31-1580283				NWD Arena District MM, LLC	OH	NIA	NWD Investments, LLC	Ownership	100.000	Nationwide Mutual Insurance Company	

ANNUAL STATEMENT FOR THE YEAR 2013 OF THE NATIONWIDE INDEMNITY COMPANY

SCHEDULE Y  
PART 1A - DETAIL OF INSURANCE HOLDING COMPANY SYSTEM

1	2	3	4	5	6	7	8	9	10	11	12	13	14	15
Group Code	Group Name	NAIC Company Code	Federal ID Number	Federal RSSD	CIK	Name of Securities Exchange if Publicly Traded (U.S. or International)	Names of Parent, Subsidiaries Or Affiliates	Domi-ciliary Loca-tion	Relation-ship to Reporting Entity	Directly Controlled by (Name of Entity/Person)	Type of Control (Ownership, Board, Management, Attorney-in-Fact, Influence, Other)	If Control is Ownership Provide Percentage	Ultimate Controlling Entity(ies)/Person(s)	*
0140	Nationwide		31-1580283				NWD Arena District PW, LLC	OH	NIA	NWD Investments, LLC	Ownership	100.000	Nationwide Mutual Insurance Company	
0140	Nationwide		31-1580283				NWD Arena District V, LLC	OH	NIA	NWD Investments, LLC	Ownership	100.000	Nationwide Mutual Insurance Company	
0140	Nationwide		04-3679396	4286848			NWD Asset Management Holdings, Inc.	DE	NIA	NWD Investment Management, Inc.	Ownership	100.000	Nationwide Mutual Insurance Company	
0140	Nationwide		31-1580283				NWD Athletic Club, LLC	OH	NIA	NWD Investments, LLC	Ownership	100.000	Nationwide Mutual Insurance Company	
0140	Nationwide		31-1636299	4286594			NWD Investment Management, Inc.	DE	NIA	Nationwide Corporation	Ownership	100.000	Nationwide Mutual Insurance Company	
0140	Nationwide		31-1580283				NWD Investments, LLC	OH	NIA	Nationwide Realty Investors, Ltd.	Ownership	80.000	Nationwide Mutual Insurance Company	
0140	Nationwide		90-0732898				NW-Dulles, LLC	OH	NIA	NW-REI, LLC	Ownership	100.000	Nationwide Mutual Insurance Company	
0140	Nationwide		46-3267884				NW-Franklin Mills, LLC	OH	NIA	Life Reo Holdings, LLC	Ownership	100.000	Nationwide Mutual Insurance Company	
0140	Nationwide		45-2647960				NW-Grapevine, LLC	OH	NIA	NW-REI, LLC	Ownership	100.000	Nationwide Mutual Insurance Company	
0140	Nationwide		46-2997049				NW-Howell Mill, LLC	OH	NIA	NW-REI, LLC	Ownership	100.000	Nationwide Mutual Insurance Company	
0140	Nationwide		46-4330384				NW-Hudnall, LLC	OH	NIA	NW-REI, LLC	Ownership	100.000	Nationwide Mutual Insurance Company	
0140	Nationwide		45-5408178				NW-Kentwood Towne Center, LLC	OH	NIA	NW-REI, LLC	Ownership	100.000	Nationwide Mutual Insurance Company	
0140	Nationwide		45-5314607				NW-Lovers Lane, LLC	OH	NIA	NW-REI, LLC	Ownership	100.000	Nationwide Mutual Insurance Company	
0140	Nationwide		46-2457568				NW-Montrose, LLC	OH	NIA	NW-REI, LLC	Ownership	100.000	Nationwide Mutual Insurance Company	
0140	Nationwide		45-4630497				NW-Mueller II, LLC	OH	NIA	NW-REI, LLC	Ownership	100.000	Nationwide Mutual Insurance Company	
0140	Nationwide		27-4749848				NW-Northridge, LLC	OH	NIA	NW-REI, LLC	Ownership	100.000	Nationwide Mutual Insurance Company	
0140	Nationwide		46-1089165				NW-Oakley Station, LLC	OH	NIA	NW-REI, LLC	Ownership	100.000	Nationwide Mutual Insurance Company	
0140	Nationwide		46-3888719				NW-Park 288, LLC	OH	NIA	NW-REI, LLC	Ownership	100.000	Nationwide Mutual Insurance Company	
0140	Nationwide		45-5388656				NW-Park Memorial, LLC	OH	NIA	NW-REI, LLC	Ownership	100.000	Nationwide Mutual Insurance Company	
0140	Nationwide		27-4749937				NW-Park Village, LLC	OH	NIA	NW-REI, LLC	Ownership	100.000	Nationwide Mutual Insurance Company	
0140	Nationwide		46-2469044				NW-Portales, LLC	OH	NIA	NW-REI, LLC	Ownership	100.000	Nationwide Mutual Insurance Company	
0140	Nationwide		26-1903919				NW-REI, LLC	DE	NIA	Nationwide Mutual Insurance Company	Ownership	100.000	Nationwide Mutual Insurance Company	
0140	Nationwide		45-5159117				NW-South Park, LLC	OH	NIA	NW-REI, LLC	Ownership	100.000	Nationwide Mutual Insurance Company	
0140	Nationwide		35-2427470				NW-Southline, LLC	OH	NIA	NW-REI, LLC	Ownership	100.000	Nationwide Mutual Insurance Company	
0140	Nationwide		27-4749587				NW-Taylor Farmer Jack, LLC	OH	NIA	NW-REI, LLC	Ownership	100.000	Nationwide Mutual Insurance Company	
0140	Nationwide		46-1100378				NW-Triangle, LLC	OH	NIA	NW-REI, LLC	Ownership	100.000	Nationwide Mutual Insurance Company	
0140	Nationwide		46-1077615				NW-West Ave., LLC	OH	NIA	NW-REI, LLC	Ownership	100.000	Nationwide Mutual Insurance Company	
0140	Nationwide		31-0947092				OCH Company, LLC	OH	NIA	Nationwide Realty Investors, Ltd.	Ownership	100.000	Nationwide Mutual Insurance Company	
0140	Nationwide		31-0947092				Ohio Center Hotel Company, Ltd.	OH	NIA	Nationwide Realty Investors, Ltd.	Ownership	56.250	Nationwide Mutual Insurance Company	
0140	Nationwide		26-0263012				Old Track Street Owners Association	OH	OTH	Other non-Nationwide	n/a	0.000	Other non-Nationwide	2
0140	Nationwide	13999	27-1712056	4286914			Olentangy Reinsurance, LLC	VT	IA	Nationwide Life and Annuity Insurance Company	Ownership	100.000	Nationwide Mutual Insurance Company	
0140	Nationwide						OYS Fund, LLC	DE	OTH	Nationwide Mutual Insurance Company	Ownership	100.000	Nationwide Mutual Insurance Company	
0140	Nationwide						Park 288 Industrial, LLC	TX	OTH	Nationwide Mutual Insurance Company	Investor member / no control	95.000	other non-Nationwide	2
0140	Nationwide		31-1486309				Perimeter A, Ltd	OH	NIA	Nationwide Realty Investors, Ltd.	Ownership	100.000	Nationwide Mutual Insurance Company	
0140	Nationwide		31-1677602				Pizzuti Properties, LLC	OH	NIA	Nationwide Realty Investors, Ltd.	Ownership	65.000	Nationwide Mutual Insurance Company	
0140	Nationwide		31-1486309				Polaris A, Ltd.	OH	NIA	Nationwide Realty Investors, Ltd.	Ownership	100.000	Nationwide Mutual Insurance Company	
0140	Nationwide		39-1907217	4287201			Premier Agency, Inc.	IA	NIA	ALLIED Group, Inc.	Ownership	100.000	Nationwide Mutual Insurance Company	
4664	Pure	12873	20-8287105				Privilege Underwriters Reciprocal Exchange	FL	IA	Other non-Nationwide	n/a	0.000	Other non-Nationwide	2
0140	Pure			4288150			Privilege Underwriters, Inc.	FL	IA	Other non-Nationwide	n/a	0.000	Other non-Nationwide	2
4664	Pure	13204	26-3109178	4288226			Pure Insurance Company	FL	IA	Other non-Nationwide	n/a	0.000	Other non-Nationwide	2
4664	Pure			4288235			Pure Risk Management, LLC	FL	IA	Other non-Nationwide	n/a	0.000	Other non-Nationwide	2
4664	Nationwide		75-2938844	4287005			Registered Investment Advisors Services, Inc.	TX	NIA	Nationwide Financial Services, Inc.	Ownership	100.000	Nationwide Mutual Insurance Company	
0140	Nationwide		82-0549218				Retention Alternatives, Ltd.	BMJ	IA	Nationwide Mutual Fire Insurance Company	Ownership	100.000	Nationwide Mutual Insurance Company	
0140	Nationwide						Riverview Diversified Opportunities Fund, LLC	DE	OTH	Nationwide Mutual Insurance Company	Ownership	0.000	Nationwide Mutual Insurance Company	1
0140	Nationwide						Riverview Diversified Opportunities Fund, LLC	DE	OTH	Nationwide Mutual Fire Insurance Company	Ownership	0.000	Nationwide Mutual Insurance Company	1

ANNUAL STATEMENT FOR THE YEAR 2013 OF THE NATIONWIDE INDEMNITY COMPANY

SCHEDULE Y  
PART 1A - DETAIL OF INSURANCE HOLDING COMPANY SYSTEM

1	2	3	4	5	6	7	8	9	10	11	12	13	14	15
Group Code	Group Name	NAIC Company Code	Federal ID Number	Federal RSSD	CIK	Name of Securities Exchange if Publicly Traded (U.S. or International)	Names of Parent, Subsidiaries Or Affiliates	Domi-ciliary Loca-tion	Relation-ship to Reporting Entity	Directly Controlled by (Name of Entity/Person)	Type of Control (Ownership, Board, Management, Attorney-in-Fact, Influence, Other)	If Control is Ownership Provide Percent-age	Ultimate Controlling Entity(ies)/Person(s)	*
...0140 ...	Nationwide .....	.....	.....	.....	.....	.....	Riverview Diversified Opportunities Fund, LLC	..DE .....	..OTH.....	Nationwide Life Insurance Company .....	Ownership.....	...0.000 .....	Nationwide Mutual Insurance Company .....	.....1 .....
...0140 ...	Nationwide .....	.....	22-3655264	4286530	.....	.....	Riverview International Group, Inc. ....	..DE .....	..NIA.....	NWD Investment Management, Inc. ....	Ownership.....	...100.000 .....	Nationwide Mutual Insurance Company .....	.....
...0140 ...	Nationwide .....	.....	.....	.....	.....	.....	Riverview Multi Series Fund, LL - Class Event	..DE .....	..OTH.....	Nationwide Mutual Insurance Company .....	Ownership.....	...100.000 .....	Nationwide Mutual Insurance Company .....	.....
...0140 ...	Nationwide .....	.....	.....	.....	.....	.....	Riverview Multi Series Fund, LL - Class N	..DE .....	..OTH.....	Nationwide Mutual Insurance Company .....	Ownership.....	...100.000 .....	Nationwide Mutual Insurance Company .....	.....
...0140 ...	Nationwide .....	.....	.....	.....	.....	.....	Riverview Polyphony Fund, LLC	..DE .....	..OTH.....	Nationwide Mutual Insurance Company .....	Ownership.....	...100.000 .....	Nationwide Mutual Insurance Company .....	.....
...0140 ...	Nationwide .....	...15580 .....	31-1117969	4288002	.....	.....	Scottsdale Indemnity Company	..OH .....	..IA.....	Nationwide Mutual Insurance Company .....	Ownership.....	...100.000 .....	Nationwide Mutual Insurance Company .....	.....
...0140 ...	Nationwide .....	...41297 .....	31-1024978	.....	.....	.....	Scottsdale Insurance Company	..OH .....	..IA.....	Nationwide Mutual Insurance Company .....	Ownership.....	...100.000 .....	Nationwide Mutual Insurance Company .....	.....
...0140 ...	Nationwide .....	.....	.....	.....	.....	.....	Scottsdale Surplus Lines Insurance Company	.....	.....	.....	.....	.....	.....	.....
...0140 ...	Nationwide .....	...10672 .....	86-0835870	4287649	.....	.....	Streets of Toringdon, LLC	..AZ .....	..IA.....	Scottsdale Insurance Company	Ownership.....	...100.000 .....	Nationwide Mutual Insurance Company .....	.....
...0140 ...	Nationwide .....	.....	31-1486309	.....	.....	.....	The Hideaway Club	..OH .....	..NIA.....	Nationwide Realty Investors, Ltd. ....	Ownership.....	...100.000 .....	Nationwide Mutual Insurance Company .....	.....
...0140 ...	Nationwide .....	.....	91-2158214	.....	.....	.....	The Hideaway Owners Association	..CA .....	..OTH.....	Other non-Nationwide	n/a .....	...0.000 .....	Other non-Nationwide	.....2 .....
...0140 ...	Nationwide .....	.....	86-1094799	.....	.....	.....	The Madison Club	..CA .....	..OTH.....	Other non-Nationwide	n/a .....	...0.000 .....	Other non-Nationwide	.....2 .....
...0140 ...	Nationwide .....	.....	20-3541511	.....	.....	.....	The Madison Club Owners Association	..CA .....	..OTH.....	Other non-Nationwide	n/a .....	...0.000 .....	Other non-Nationwide	.....2 .....
...0140 ...	Nationwide .....	.....	20-3541507	.....	.....	.....	The Waterfront Partners, LLC	..OH .....	..NIA.....	Nationwide Realty Investors, Ltd. ....	Ownership.....	...50.000 .....	Nationwide Mutual Insurance Company .....	.....1 .....
...0140 ...	Nationwide .....	.....	52-2031677	.....	.....	.....	THI Holdings (Delaware), Inc.	..DE .....	..NIA.....	Nationwide Mutual Insurance Company .....	Ownership.....	...100.000 .....	Nationwide Mutual Insurance Company .....	.....
...0140 ...	Nationwide .....	.....	74-2825853	4287863	.....	.....	Titan Auto Insurance of New Mexico, Inc.	..NM .....	..IA.....	Whitehall Holdings, Inc.	Ownership.....	...100.000 .....	Nationwide Mutual Insurance Company .....	.....
...0140 ...	Nationwide .....	...13242 .....	74-2286759	4287797	.....	.....	Titan Indemnity Company	..TX .....	..IA.....	THI Holdings (Delaware), Inc.	Ownership.....	...100.000 .....	Nationwide Mutual Insurance Company .....	.....
...0140 ...	Nationwide .....	...36269 .....	86-0619597	4287845	.....	.....	Titan Insurance Company	..MI .....	..IA.....	Titan Indemnity Company	Ownership.....	...100.000 .....	Nationwide Mutual Insurance Company .....	.....
...0140 ...	Nationwide .....	.....	75-1284530	4287890	.....	.....	Titan Insurance Services, Inc.	..TX .....	..NIA.....	Whitehall Holdings, Inc.	Ownership.....	...100.000 .....	Nationwide Mutual Insurance Company .....	.....
...0140 ...	Nationwide .....	.....	33-0160222	.....	.....	.....	V.P.I. Services, Inc.	..CA .....	..NIA.....	Veterinary Pet Insurance Company	Ownership.....	...100.000 .....	Nationwide Mutual Insurance Company .....	.....
...0140 ...	Nationwide .....	...42285 .....	95-3750113	4287685	.....	.....	Veterinary Pet Insurance Company	..CA .....	..IA.....	Scottsdale Insurance Company	Ownership.....	...100.000 .....	Nationwide Mutual Insurance Company .....	.....
...0140 ...	Nationwide .....	...10644 .....	34-1785903	4287911	.....	.....	Victoria Automobile Insurance Company	..OH .....	..IA.....	Victoria Fire & Casualty Insurance Company	Ownership.....	...100.000 .....	Nationwide Mutual Insurance Company .....	.....
...0140 ...	Nationwide .....	...42889 .....	34-1394913	4287827	.....	.....	Victoria Fire & Casualty Company	..OH .....	..IA.....	THI Holdings (Delaware), Inc.	Ownership.....	...100.000 .....	Nationwide Mutual Insurance Company .....	.....
...0140 ...	Nationwide .....	...10778 .....	34-1842604	4287920	.....	.....	Victoria National Insurance Company	..OH .....	..IA.....	Victoria Fire & Casualty Insurance Company	Ownership.....	...100.000 .....	Nationwide Mutual Insurance Company .....	.....
...0140 ...	Nationwide .....	...10105 .....	34-1777972	4287939	.....	.....	Victoria Select Insurance Company	..OH .....	..IA.....	Victoria Fire & Casualty Insurance Company	Ownership.....	...100.000 .....	Nationwide Mutual Insurance Company .....	.....
...0140 ...	Nationwide .....	...10777 .....	34-1842602	4287948	.....	.....	Victoria Specialty Insurance Company	..OH .....	..IA.....	Victoria Fire & Casualty Insurance Company	Ownership.....	...100.000 .....	Nationwide Mutual Insurance Company .....	.....
...0140 ...	Nationwide .....	...37150 .....	86-0561941	4287667	.....	.....	Western Heritage Insurance Company	..AZ .....	..IA.....	Scottsdale Insurance Company	Ownership.....	...100.000 .....	Nationwide Mutual Insurance Company .....	.....
...0140 ...	Nationwide .....	.....	.....	.....	.....	.....	Nationwide Mutual Insurance Company	.....	.....	.....	.....	.....	.....	.....
...0140 ...	Nationwide .....	.....	.....	.....	.....	.....	Westport Capital Partners II	..CT .....	..OTH.....	Nationwide Defined Benefit Master Trust	Investor member / no control .....	...71.000 .....	other non-Nationwide	.....2 .....
...0140 ...	Nationwide .....	.....	74-2767942	4287818	.....	.....	Whitehall Holdings, Inc.	..TX .....	..NIA.....	THI Holdings (Delaware), Inc.	Ownership.....	...100.000 .....	Nationwide Mutual Insurance Company .....	.....
...0140 ...	Nationwide .....	.....	59-3471667	4287872	.....	.....	Wl of Florida, Inc.	..FL .....	..NIA.....	Whitehall Holdings, Inc.	Ownership.....	...100.000 .....	Nationwide Mutual Insurance Company .....	.....
...0140 ...	Nationwide .....	.....	31-1486309	.....	.....	.....	Wilson Road Developers, LLC	..OH .....	..NIA.....	Nationwide Realty Investors, Ltd.	Ownership.....	...100.000 .....	Nationwide Mutual Insurance Company .....	.....
...0140 ...	Nationwide .....	.....	.....	.....	.....	.....	Zais Zephyr A-4, LLC	..DE .....	..OTH.....	Nationwide Life Insurance Company	limited member / no control .....	...60.000 .....	other non-Nationwide	.....2 .....

Asterisk	Explanation
1 .....	For the purposes of this schedule, Nationwide presumed control of these entities because they are owned by at least 10% and are not wholly-owned by a Nationwide entity. ....
2 .....	Other ownership indicates a non-ownership circumstance by a Nationwide entity. ....

ANNUAL STATEMENT FOR THE YEAR 2013 OF THE NATIONWIDE INDEMNITY COMPANY

SCHEDULE Y

PART 2 - SUMMARY OF INSURER’S TRANSACTIONS WITH ANY AFFILIATES

1	2	3	4	5	6	7	8	9	10	11	12	13
NAIC Company Code	Federal ID Number	Names of Insurers and Parent, Subsidiaries or Affiliates	Shareholder Dividends	Capital Contributions	Purchases, Sales or Exchanges of Loans, Securities, Real Estate, Mortgage Loans or Other Investments	Income/ (Disbursements) Incurred in Connection with Guarantees or Undertakings for the Benefit of any Affiliate(s)	Management Agreements and Service Contracts	Income/ (Disbursements) Incurred Under Reinsurance Agreements	*	Any Other Material Activity Not in the Ordinary Course of the Insurer's Business	Totals	Reinsurance Recoverable/ (Payable) on Losses and/or Reserve Credit Taken/(Liability)
	26-2451988	1492 Capital, LLC	(980,193)	23,583,996							22,603,803	
00000	42-0958655	Allied Group, Inc	67,000,000	(37,000,000)							30,000,000	
		Allied Holding (Delaware) Inc.		(103,247,901)							(103,247,901)	
10127	27-0114983	Allied Insurance Company Of America		2,000,000					*		2,000,000	
42579	42-1201931	Allied Prop & Cas Ins Co							*			945,609,309
19100	42-6054959	Amco Insurance Company	(72,500,000)					(301,150,768)	*		(373,650,768)	1,559,649,420
		BCCS Investment Fund LLC		514,480							514,480	
29262	74-1061659	Colonial County Mutual Insurance Co										192,190,291
18961	68-0066866	Crestbrook Insurance Company	(10,000,000)	400,000					*		(9,600,000)	3,561,831
42587	42-1207150	Depositors Insurance Company							*			635,331,478
		ELH Investment LLC		653,750							653,750	
13838	42-0618271	Farmland Mutual Insurance Company							*			(2,401,322)
22209	75-6013587	Freedom Specialty Insurance Company										103,145,408
23582	41-0417250	Harleysville Insurance Company	(2,500,000)						*		(2,500,000)	246,482,041
10674	23-2864924	Haleysville Insurance Company Of New York										
			(2,500,000)						*		(2,500,000)	331,292,132
00000	51-0241172	Harleysville Group Inc.	59,011,757	103,247,901							162,259,658	
42900	23-2253669	Harleysville Insurance Company Of New Jersey	(14,000,000)						*		(14,000,000)	294,437,636
14516	38-3198542	Harleysville Lake States Insurance Company		(5,500,000)					*		(5,500,000)	189,176,653
00000	23-2403000	Harleysville Limited	(1,175,667)						*		(1,175,667)	
40983	23-2612951	Harleysville Pennland Insurance Company	(15,374,634)	(381,001,741)					*		(396,376,375)	
35696	23-2384978	Harleysville Preferred Insurance Company	(14,918,045)						*		(14,918,045)	447,153,716
00000	51-0259283	Harleysville Services Inc.		(575,427)							(575,427)	
26182	04-1989660	Harleysville Worcester Insurance Company	(18,418,045)						*		(18,418,045)	546,451,763
	31-0871532	Insurance Intermediaries Inc	(10,000,000)								(10,000,000)	
		Leaguers Investment Fund LLC		932,400							932,400	
		Match School Investment Fund, LLC		750							750	
	20-5976272	Nationwide Alternative Investments, LLC	(52,760,044)	8,805,378							(43,954,666)	
11991	38-0865250	National Casualty Company										1,164,012,822
26093	48-0470690	Nationwide Affinity Insurance Company Of America							*			747,169,189
28223	42-1015537	Nationwide Agribusiness Insurance Company							*			876,266,904
												25,002,237
10723	95-0639970	Nationwide Assurance Company										
00000	11-3766032	Nationwide Better Health, Inc	(14,000,000)								(14,000,000)	
00000	31-4416546	Nationwide Corporation	(64,294,948)								(64,294,948)	
23760	31-4425763	Nationwide General Insurance Company							*			378,356,885
10070	31-1399201	Nationwide Indemnity Company	(70,000,000)								(70,000,000)	(460,143,592)
25453	95-2130882	Nationwide Insurance Company Of America						(169,177,223)			(169,177,223)	882,998,408
10948	31-1613686	Nationwide Insurance Company Of Florida										266,183
92657	31-1000740	Nationwide Life And Annuity Insurance Company	4,000,000	150,000,000							154,000,000	1,275,867,363

## 98.1

## 98.1

## 98.1

98.1

SCHEDULE Y

PART 2 - SUMMARY OF INSURER’S TRANSACTIONS WITH ANY AFFILIATES

1	2	3	4	5	6	7	8	9	10	11	12	13
NAIC Company Code	Federal ID Number	Names of Insurers and Parent, Subsidiaries or Affiliates	Shareholder Dividends	Capital Contributions	Purchases, Sales or Exchanges of Loans, Securities, Real Estate, Mortgage Loans or Other Investments	Income/ (Disbursements) Incurred in Connection with Guarantees or Undertakings for the Benefit of any Affiliate(s)	Management Agreements and Service Contracts	Income/ (Disbursements) Incurred Under Reinsurance Agreements	*	Any Other Material Activity Not in the Ordinary Course of the Insurer's Business	Totals	Reinsurance Recoverable/ (Payable) on Losses and/or Reserve Credit Taken/(Liability)
		Zais Zephyr A-4, LLC	(5,375)								(5,375)	
9999999	Control Totals								XXX			

ANNUAL STATEMENT FOR THE YEAR 2013 OF THE NATIONWIDE INDEMNITY COMPANY












SUPPLEMENTAL EXHIBITS AND SCHEDULES INTERROGATORIES

The following supplemental reports are required to be filed as part of your statement filing unless specifically waived by the domiciliary state. However, in the event that your domiciliary state waives the filing requirement, your response of **WAIVED** to the specific interrogatory will be accepted in lieu of filing a "NONE" report and a bar code will be printed below. If the supplement is required of your company but is not being filed for whatever reason enter **SEE EXPLANATION** and provide an explanation following the interrogatory questions.

		Responses
MARCH FILING		
1.	Will an actuarial opinion be filed by March 1? .....	YES
2.	Will the Supplemental Compensation Exhibit be filed with the state of domicile by March 1? .....	YES
3.	Will the confidential Risk-based Capital Report be filed with the NAIC by March 1?.....	YES
4.	Will the confidential Risk-based Capital Report be filed with the state of domicile, if required by March 1?.....	YES
APRIL FILING		
5.	Will the Insurance Expense Exhibit be filed with the state of domicile and the NAIC by April 1? .....	YES
6.	Will Management's Discussion and Analysis be filed by April 1? .....	YES
7.	Will the Supplemental Investment Risk Interrogatories be filed by April 1? .....	YES
MAY FILING		
8.	Will this company be included in a combined annual statement which is filed with the NAIC by May 1? .....	YES
JUNE FILING		
9.	Will an audited financial report be filed by June 1? .....	YES
10.	Will Accountant's Letter of Qualifications be filed with the state of domicile and electronically with the NAIC by June 1? .....	YES
AUGUST FILING		
11.	Will Communication of Internal Control Related Matters Noted in Audit be filed with the state of domicile by August 1? .....	YES

The following supplemental reports are required to be filed as part of your annual statement filing. However, in the event that your company does not transact the type of business for which the special report must be filed, your response of **NO** to the specific interrogatory will be accepted in lieu of filing a "NONE" report and a bar code will be printed below. If the supplemental is required of your company but is not being filed for whatever reason enter **SEE EXPLANATION** and provide an explanation following the interrogatory questions.








MARCH FILING		
12.	Will Schedule SIS (Stockholder Information Supplement) be filed with the state of domicile by March 1? .....	NO
13.	Will the Financial Guaranty Insurance Exhibit be filed by March 1?.....	NO
14.	Will the Medicare Supplement Insurance Experience Exhibit be filed with the state of domicile and the NAIC by March 1?.....	NO
15.	Will Supplement A to Schedule T (Medical Professional Liability Supplement) be filed by March 1? .....	YES
16.	Will the Trusteed Surplus Statement be filed with the state of domicile and the NAIC by March 1? .....	NO
17.	Will the Premiums Attributed to Protected Cells Exhibit be filed by March 1? .....	NO
18.	Will the Reinsurance Summary Supplemental Filing for General Interrogatory 9 be filed with the state of domicile and the NAIC by March 1? .....	NO
19.	Will the Medicare Part D Coverage Supplement be filed with the state of domicile and the NAIC by March 1?.....	NO
20.	Will the confidential Actuarial Opinion Summary be filed with the state of domicile, if required, by March 15 (or the date otherwise specified)?.....	YES
21.	Will the Reinsurance Attestation Supplement be filed with the state of domicile and the NAIC by March 1? .....	NO
22.	Will the Exceptions to the Reinsurance Attestation Supplement be filed with the state of domicile by March 1? .....	NO
23.	Will the Bail Bond Supplement be filed with the state of domicile and the NAIC by March 1? .....	NO
24.	Will the Director and Officer Insurance Coverage Supplement be filed with the state of domicile and the NAIC by March 1? .....	NO
25.	Will an approval from the reporting entity's state of domicile for relief related to the five-year rotation requirement for lead audit partner be filed electronically with the NAIC by March 1? .....	NO
26.	Will an approval from the reporting entity's state of domicile for relief related to the one-year cooling off period for independent CPA be filed electronically with the NAIC by March 1? .....	NO
27.	Will an approval from the reporting entity's state of domicile for relief related to the Requirements for Audit Committees be filed electronically with the NAIC by March 1?.....	NO
APRIL FILING		
28.	Will the Credit Insurance Experience Exhibit be filed with the state of domicile and the NAIC by April 1? .....	NO
29.	Will the Long-term Care Experience Reporting Forms be filed with the state of domicile and the NAIC by April 1? .....	NO
30.	Will the Accident and Health Policy Experience Exhibit be filed by April 1? .....	YES
31.	Will the Supplemental Health Care Exhibit (Parts 1, 2 and 3) be filed with the state of domicile and the NAIC by April 1? .....	NO
32.	Will the regulator only (non-public) Supplemental Health Care Exhibit's Expense Allocation Report be filed with the state of domicile and the NAIC by April 1? .....	NO
AUGUST FILING		
33.	Will Management's Report of Internal Control Over Financial Reporting be filed with the state of domicile by August 1? .....	YES
Explanations:		
12.	This company does not do this type of business.	
13.		
14.		
16.		
17.		
18.		
19.		
21.		
22.		
23.		
24.		
25.		
26.		
27.		
28.		
29.		
31.		
32.		

Bar Codes:		
12.	SIS Stockholder Information Supplement [Document Identifier 420]	 1 0 0 7 0 2 0 1 3 4 2 0 0 0 0 0 0
13.	Financial Guaranty Insurance Exhibit [Document Identifier 240]	 1 0 0 7 0 2 0 1 3 2 4 0 0 0 0 0 0
14.	Medicare Supplement Insurance Experience Exhibit [Document Identifier 360]	 1 0 0 7 0 2 0 1 3 3 6 0 0 0 0 0 0
16.	Trusteed Surplus Statement [Document Identifier 490]	 1 0 0 7 0 2 0 1 3 4 9 0 0 0 0 0 0
17.	Premiums Attributed to Protected Cells [Document Identifier 385]	 1 0 0 7 0 2 0 1 3 3 8 5 0 0 0 0 0
18.	Reinsurance Summary Supplemental Filing [Document Identifier 401]	 1 0 0 7 0 2 0 1 3 4 0 1 0 0 0 0 0
19.	Medicare Part D Coverage Supplement [Document Identifier 365]	 1 0 0 7 0 2 0 1 3 3 6 5 0 0 0 0 0
21.	Reinsurance Attestation Supplement [Document Identifier 399]	 1 0 0 7 0 2 0 1 3 3 9 9 0 0 0 0 0
22.	Exceptions to the Reinsurance Attestation Supplement [Document Identifier 400]	 1 0 0 7 0 2 0 1 3 4 0 0 0 0 0 0 0
23.	Bail Bond Supplement [Document Identifier 500]	 1 0 0 7 0 2 0 1 3 5 0 0 0 0 0 0 0
24.	Director and Officer Insurance Coverage Supplement [Document Identifier 505]	 1 0 0 7 0 2 0 1 3 5 0 5 0 0 0 0 0



ANNUAL STATEMENT FOR THE YEAR 2013 OF THE NATIONWIDE INDEMNITY COMPANY

SUPPLEMENTAL EXHIBITS AND SCHEDULES INTERROGATORIES

25.	Relief from the five-year rotation requirement for lead audit partner [Document Identifier 224]	 1 0 0 7 0 2 0 1 3 2 2 4 0 0 0 0 0 0
26.	Relief from the one-year cooling off period for independent CPA [Document Identifier 225]	 1 0 0 7 0 2 0 1 3 2 2 5 0 0 0 0 0 0
27.	Relief from the Requirements for Audit Committees [Document Identifier 226]	 1 0 0 7 0 2 0 1 3 2 2 6 0 0 0 0 0 0
28.	Credit Insurance Experience Exhibit [Document Identifier 230]	 1 0 0 7 0 2 0 1 3 2 3 0 0 0 0 0 0 0
29.	Long-Term Care Experience Reporting Forms [Document Identifier 306]	 1 0 0 7 0 2 0 1 3 3 0 6 0 0 0 0 0 0
31.	Supplemental Health Care Exhibit (Parts 1, 2 and 3) [Document Identifier 216]	 1 0 0 7 0 2 0 1 3 2 1 6 0 0 0 0 0 0
32.	Supplemental Health Care Exhibit's Expense Allocation Report [Document Identifier 217]	 1 0 0 7 0 2 0 1 3 2 1 7 0 0 0 0 0 0

ANNUAL STATEMENT FOR THE YEAR 2013 OF THE NATIONWIDE INDEMNITY COMPANY

OVERFLOW PAGE FOR WRITE-INS

Additional Write-ins for Assets Line 25

		Current Year			Prior Year
		1	2	3	4
		Assets	Nonadmitted Assets	Net Admitted Assets (Cols. 1 - 2)	Net Admitted Assets
2504.	Other assets nonadmitted .....	48,218	48,218		
2597.	Summary of remaining write-ins for Line 25 from overflow page	48,218	48,218		

Additional Write-ins for Exhibit of Nonadmitted Assets Line 25

		1	2	3
		Current Year Total Nonadmitted Assets	Prior Year Total Nonadmitted Assets	Change in Total Nonadmitted Assets (Col. 2 - Col. 1)
2504.	Miscellaneous assets .....		180,623	180,623
2597.	Summary of remaining write-ins for Line 25 from overflow page		180,623	180,623



Designate the type of health care  
providers reported on this page:  
Physicians, including surgeons  
and osteopaths

SUPPLEMENT "A" TO SCHEDULE T  
EXHIBIT OF MEDICAL PROFESSIONAL LIABILITY PREMIUMS WRITTEN  
ALLOCATED BY STATES AND TERRITORIES

States, etc.	1  Direct Premiums Written	2  Direct Premiums Earned	Direct Losses Paid		5  Direct Losses Incurred	Direct Losses Unpaid		8  Direct Losses Incurred But Not Reported
			3  Amount	4  Number of Claims		6  Amount Reported	7  Number of Claims	
1. Alabama.....AL								
2. Alaska.....AK								
3. Arizona.....AZ								
4. Arkansas.....AR								
5. California.....CA								
6. Colorado.....CO								
7. Connecticut.....CT								
8. Delaware.....DE								
9. District of Columbia.....DC								
10. Florida.....FL								
11. Georgia.....GA								
12. Hawaii.....HI								
13. Idaho.....ID								
14. Illinois.....IL								
15. Indiana.....IN								
16. Iowa.....IA								
17. Kansas.....KS								
18. Kentucky.....KY								
19. Louisiana.....LA								
20. Maine.....ME								
21. Maryland.....MD								
22. Massachusetts.....MA								
23. Michigan.....MI								
24. Minnesota.....MN								
25. Mississippi.....MS								
26. Missouri.....MO								
27. Montana.....MT								
28. Nebraska.....NE								
29. Nevada.....NV								
30. New Hampshire.....NH								
31. New Jersey.....NJ								
32. New Mexico.....NM								
33. New York.....NY								
34. North Carolina.....NC								
35. North Dakota.....ND								
36. Ohio.....OH								
37. Oklahoma.....OK								
38. Oregon.....OR								
39. Pennsylvania.....PA								
40. Rhode Island.....RI								
41. South Carolina.....SC								
42. South Dakota.....SD								
43. Tennessee.....TN								
44. Texas.....TX								
45. Utah.....UT								
46. Vermont.....VT								
47. Virginia.....VA								
48. Washington.....WA								
49. West Virginia.....WV								
50. Wisconsin.....WI								
51. Wyoming.....WY								
52. American Samoa.....AS								
53. Guam.....GU								
54. Puerto Rico.....PR								
55. U.S. Virgin Islands.....VI								
56. Northern Mariana Islands.....MP								
57. Canada.....CAN								
58. Aggregate other alien.....OT								
59. Total								
DETAILS OF WRITE-INS								
58001. ....								
58002. ....								
58003. ....								
58998. Summary of remaining write-ins for Line 58 from overflow page								
58999. Totals (Lines 58001 thru 58003 plus 58998)(Line 58 above)								



Designate the type of health care  
providers reported on this page:  
Hospitals

SUPPLEMENT "A" TO SCHEDULE T  
EXHIBIT OF MEDICAL PROFESSIONAL LIABILITY PREMIUMS WRITTEN  
ALLOCATED BY STATES AND TERRITORIES

		1	2	Direct Losses Paid		5	Direct Losses Unpaid		8
				3	4		6	7	
States, etc.		Direct Premiums Written	Direct Premiums Earned	Amount	Number of Claims	Direct Losses Incurred	Amount Reported	Number of Claims	Direct Losses Incurred But Not Reported
1.	Alabama.....AL								
2.	Alaska.....AK								
3.	Arizona.....AZ								
4.	Arkansas.....AR								
5.	California.....CA								
6.	Colorado.....CO								
7.	Connecticut.....CT								
8.	Delaware.....DE								
9.	District of Columbia.....DC								
10.	Florida.....FL								
11.	Georgia.....GA								
12.	Hawaii.....HI								
13.	Idaho.....ID								
14.	Illinois.....IL								
15.	Indiana.....IN								
16.	Iowa.....IA								
17.	Kansas.....KS								
18.	Kentucky.....KY								
19.	Louisiana.....LA								
20.	Maine.....ME								
21.	Maryland.....MD								
22.	Massachusetts.....MA								
23.	Michigan.....MI								
24.	Minnesota.....MN								
25.	Mississippi.....MS								
26.	Missouri.....MO								
27.	Montana.....MT								
28.	Nebraska.....NE								
29.	Nevada.....NV								
30.	New Hampshire.....NH								
31.	New Jersey.....NJ								
32.	New Mexico.....NM								
33.	New York.....NY								
34.	North Carolina.....NC								
35.	North Dakota.....ND								
36.	Ohio.....OH								
37.	Oklahoma.....OK								
38.	Oregon.....OR								
39.	Pennsylvania.....PA								
40.	Rhode Island.....RI								
41.	South Carolina.....SC								
42.	South Dakota.....SD								
43.	Tennessee.....TN								
44.	Texas.....TX								
45.	Utah.....UT								
46.	Vermont.....VT								
47.	Virginia.....VA								
48.	Washington.....WA								
49.	West Virginia.....WV								
50.	Wisconsin.....WI								
51.	Wyoming.....WY								
52.	American Samoa.....AS								
53.	Guam.....GU								
54.	Puerto Rico.....PR								
55.	U.S. Virgin Islands.....VI								
56.	Northern Mariana Islands.....MP								
57.	Canada.....CAN								
58.	Aggregate other alien.....OT								
59.	Total								
DETAILS OF WRITE-INS									
58001.	.....								
58002.	.....								
58003.	.....								
58998.	Summary of remaining write-ins for Line 58 from overflow page.....								
58999.	Totals (Lines 58001 thru 58003 plus 58998)(Line 58 above)								

NONE



Designate the type of health care providers reported on this page:  
Other health care professionals, including dentists, chiropractors, and podiatrists

SUPPLEMENT "A" TO SCHEDULE T  
EXHIBIT OF MEDICAL PROFESSIONAL LIABILITY PREMIUMS WRITTEN  
ALLOCATED BY STATES AND TERRITORIES

			1	2	Direct Losses Paid		5	Direct Losses Unpaid		8
					3	4		6	7	
States, etc.			Direct Premiums Written	Direct Premiums Earned	Amount	Number of Claims	Direct Losses Incurred	Amount Reported	Number of Claims	Direct Losses Incurred But Not Reported
1.	Alabama .....	AL								
2.	Alaska .....	AK								
3.	Arizona .....	AZ								
4.	Arkansas .....	AR								
5.	California .....	CA								
6.	Colorado .....	CO								
7.	Connecticut .....	CT								
8.	Delaware .....	DE								
9.	District of Columbia .....	DC								
10.	Florida .....	FL								
11.	Georgia .....	GA								
12.	Hawaii .....	HI								
13.	Idaho .....	ID								
14.	Illinois .....	IL								
15.	Indiana .....	IN								
16.	Iowa .....	IA								
17.	Kansas .....	KS								
18.	Kentucky .....	KY								
19.	Louisiana .....	LA								
20.	Maine .....	ME								
21.	Maryland .....	MD								
22.	Massachusetts .....	MA								
23.	Michigan .....	MI								
24.	Minnesota .....	MN								
25.	Mississippi .....	MS								
26.	Missouri .....	MO								
27.	Montana .....	MT								
28.	Nebraska .....	NE								
29.	Nevada .....	NV								
30.	New Hampshire .....	NH								
31.	New Jersey .....	NJ								
32.	New Mexico .....	NM								
33.	New York .....	NY								
34.	North Carolina .....	NC								
35.	North Dakota .....	ND								
36.	Ohio .....	OH								
37.	Oklahoma .....	OK								
38.	Oregon .....	OR								
39.	Pennsylvania .....	PA								
40.	Rhode Island .....	RI								
41.	South Carolina .....	SC								
42.	South Dakota .....	SD								
43.	Tennessee .....	TN								
44.	Texas .....	TX								
45.	Utah .....	UT								
46.	Vermont .....	VT								
47.	Virginia .....	VA								
48.	Washington .....	WA								
49.	West Virginia .....	WV								
50.	Wisconsin .....	WI								
51.	Wyoming .....	WY								
52.	American Samoa .....	AS								
53.	Guam .....	GU								
54.	Puerto Rico .....	PR								
55.	U.S. Virgin Islands .....	VI								
56.	Northern Mariana Islands .....	MP								
57.	Canada .....	CAN								
58.	Aggregate other alien .....	OT								
59.	Total									
DETAILS OF WRITE-INS										
58001.										
58002.										
58003.										
58998.	Summary of remaining write-ins for Line 58 from overflow page									
58999.	Totals (Lines 58001 thru 58003 plus 58998)(Line 58 above)									



Designate the type of health care  
providers reported on this page:  
Other health care facilities

SUPPLEMENT "A" TO SCHEDULE T  
EXHIBIT OF MEDICAL PROFESSIONAL LIABILITY PREMIUMS WRITTEN  
ALLOCATED BY STATES AND TERRITORIES

	1	2	Direct Losses Paid		5	Direct Losses Unpaid		8
			3	4		6	7	
States, etc.	Direct Premiums Written	Direct Premiums Earned	Amount	Number of Claims	Direct Losses Incurred	Amount Reported	Number of Claims	Direct Losses Incurred But Not Reported
1. Alabama.....AL								
2. Alaska.....AK								
3. Arizona.....AZ								
4. Arkansas.....AR								
5. California.....CA								
6. Colorado.....CO								
7. Connecticut.....CT								
8. Delaware.....DE								
9. District of Columbia.....DC								
10. Florida.....FL								
11. Georgia.....GA								
12. Hawaii.....HI								
13. Idaho.....ID								
14. Illinois.....IL								
15. Indiana.....IN								
16. Iowa.....IA								
17. Kansas.....KS								
18. Kentucky.....KY								
19. Louisiana.....LA								
20. Maine.....ME								
21. Maryland.....MD								
22. Massachusetts.....MA								
23. Michigan.....MI								
24. Minnesota.....MN								
25. Mississippi.....MS								
26. Missouri.....MO								
27. Montana.....MT								
28. Nebraska.....NE								
29. Nevada.....NV								
30. New Hampshire.....NH								
31. New Jersey.....NJ								
32. New Mexico.....NM								
33. New York.....NY								
34. North Carolina.....NC								
35. North Dakota.....ND								
36. Ohio.....OH								
37. Oklahoma.....OK								
38. Oregon.....OR								
39. Pennsylvania.....PA								
40. Rhode Island.....RI								
41. South Carolina.....SC								
42. South Dakota.....SD								
43. Tennessee.....TN								
44. Texas.....TX								
45. Utah.....UT								
46. Vermont.....VT								
47. Virginia.....VA								
48. Washington.....WA								
49. West Virginia.....WV								
50. Wisconsin.....WI								
51. Wyoming.....WY								
52. American Samoa.....AS								
53. Guam.....GU								
54. Puerto Rico.....PR								
55. U.S. Virgin Islands.....VI								
56. Northern Mariana Islands.....MP								
57. Canada.....CAN								
58. Aggregate other alien.....OT								
59. Total								
DETAILS OF WRITE-INS								
58001. ....								
58002. ....								
58003. ....								
58998. Summary of remaining write-ins for Line 58 from overflow page.....								
58999. Totals (Lines 58001 thru 58003 plus 58998)(Line 58 above)								

NONE

ANNUAL STATEMENT BLANK

ALPHABETICAL INDEX

Assets .....	2
Cash Flow .....	5
Exhibit of Capital Gains (Losses) .....	12
Exhibit of Net Investment Income .....	12
Exhibit of Nonadmitted Assets .....	13
Exhibit of Premiums and Losses (State Page) .....	19
Five-Year Historical Data .....	17
General Interrogatories .....	15
Jurat Page .....	1
Liabilities, Surplus and Other Funds .....	3
Notes To Financial Statements .....	14
Overflow Page For Write-ins .....	100
Schedule A - Part 1 .....	E01
Schedule A - Part 2 .....	E02
Schedule A - Part 3 .....	E03
Schedule A - Verification Between Years .....	SI02
Schedule B - Part 1 .....	E04
Schedule B - Part 2 .....	E05
Schedule B - Part 3 .....	E06
Schedule B - Verification Between Years .....	SI02
Schedule BA - Part 1 .....	E07
Schedule BA - Part 2 .....	E08
Schedule BA - Part 3 .....	E09
Schedule BA - Verification Between Years .....	SI03
Schedule D - Part 1 .....	E10
Schedule D - Part 1A - Section 1 .....	SI05
Schedule D - Part 1A - Section 2 .....	SI08
Schedule D - Part 2 - Section 1 .....	E11
Schedule D - Part 2 - Section 2 .....	E12
Schedule D - Part 3 .....	E13
Schedule D - Part 4 .....	E14
Schedule D - Part 5 .....	E15
Schedule D - Part 6 - Section 1 .....	E16
Schedule D - Part 6 - Section 2 .....	E16
Schedule D - Summary By Country .....	SI04
Schedule D - Verification Between Years .....	SI03
Schedule DA - Part 1 .....	E17
Schedule DA - Verification Between Years .....	SI10
Schedule DB - Part A - Section 1 .....	E18
Schedule DB - Part A - Section 2 .....	E19
Schedule DB - Part A - Verification Between Years .....	SI11
Schedule DB - Part B - Section 1 .....	E20
Schedule DB - Part B - Section 2 .....	E21
Schedule DB - Part B - Verification Between Years .....	SI11
Schedule DB - Part C - Section 1 .....	SI12
Schedule DB - Part C - Section 2 .....	SI13
Schedule DB - Part D - Section 1 .....	E22
Schedule DB - Part D - Section 2 .....	E23
Schedule DB - Verification .....	SI14
Schedule DL - Part 1 .....	E24
Schedule DL - Part 2 .....	E25
Schedule E - Part 1 - Cash .....	E26
Schedule E - Part 2 - Cash Equivalents .....	E27
Schedule E - Part 3 - Special Deposits .....	E28
Schedule E - Verification Between Years .....	SI15
Schedule F - Part 1 .....	20
Schedule F - Part 2 .....	21
Schedule F - Part 3 .....	22
Schedule F - Part 4 .....	23
Schedule F - Part 5 .....	24
Schedule F - Part 6 - Section 1 .....	25
Schedule F - Part 6 - Section 2 .....	26
Schedule F - Part 7 .....	27
Schedule F - Part 8 .....	28
Schedule F - Part 9 .....	29

ANNUAL STATEMENT BLANK (Continued)

Schedule H - Accident and Health Exhibit - Part 1 ..... 30

Schedule H - Part 2, Part 3 and 4 ..... 31

Schedule H - Part 5 - Health Claims ..... 32

Schedule P - Part 1 - Summary ..... 33

Schedule P - Part 1A - Homeowners/Farmowners ..... 35

Schedule P - Part 1B - Private Passenger Auto Liability/Medical ..... 36

Schedule P - Part 1C - Commercial Auto/Truck Liability/Medical ..... 37

Schedule P - Part 1D - Workers' Compensation (Excluding Excess Workers' Compensation) ..... 38

Schedule P - Part 1E - Commercial Multiple Peril ..... 39

Schedule P - Part 1F - Section 1 - Medical Professional Liability - Occurrence ..... 40

Schedule P - Part 1F - Section 2 - Medical Professional Liability - Claims-Made ..... 41

Schedule P - Part 1G - Special Liability (Ocean, Marine, Aircraft (All Perils), Boiler and Machinery) ..... 42

Schedule P - Part 1H - Section 1 - Other Liability-Occurrence ..... 43

Schedule P - Part 1H - Section 2 - Other Liability - Claims-Made ..... 44

Schedule P - Part 1I - Special Property (Fire, Allied Lines, Inland Marine, Earthquake, Burglary & Theft) ..... 45

Schedule P - Part 1J - Auto Physical Damage ..... 46

Schedule P - Part 1K - Fidelity/Surety ..... 47

Schedule P - Part 1L - Other (Including Credit, Accident and Health) ..... 48

Schedule P - Part 1M - International ..... 49

Schedule P - Part 1N - Reinsurance - Nonproportional Assumed Property ..... 50

Schedule P - Part 1O - Reinsurance - Nonproportional Assumed Liability ..... 51

Schedule P - Part 1P - Reinsurance - Nonproportional Assumed Financial Lines ..... 52

Schedule P - Part 1R - Section 1 - Products Liability - Occurrence ..... 53

Schedule P - Part 1R - Section 2 - Products Liability - Claims-Made ..... 54

Schedule P - Part 1S - Financial Guaranty/Mortgage Guaranty ..... 55

Schedule P - Part 1T - Warranty ..... 56

Schedule P - Part 2, Part 3 and Part 4 - Summary ..... 34

Schedule P - Part 2A - Homeowners/Farmowners ..... 57

Schedule P - Part 2B - Private Passenger Auto Liability/Medical ..... 57

Schedule P - Part 2C - Commercial Auto/Truck Liability/Medical ..... 57

Schedule P - Part 2D - Workers' Compensation (Excluding Excess Workers' Compensation) ..... 57

Schedule P - Part 2E - Commercial Multiple Peril ..... 57

Schedule P - Part 2F - Section 1 - Medical Professional Liability - Occurrence ..... 58

Schedule P - Part 2F - Section 2 - Medical Professional Liability - Claims-Made ..... 58

Schedule P - Part 2G - Special Liability (Ocean Marine, Aircraft (All Perils), Boiler and Machinery) ..... 58

Schedule P - Part 2H - Section 1 - Other Liability - Occurrence ..... 58

Schedule P - Part 2H - Section 2 - Other Liability - Claims-Made ..... 58

Schedule P - Part 2I - Special Property (Fire, Allied Lines, Inland Marine, Earthquake, Burglary, and Theft) ..... 59

Schedule P - Part 2J - Auto Physical Damage ..... 59

Schedule P - Part 2K - Fidelity, Surety ..... 59

Schedule P - Part 2L - Other (Including Credit, Accident and Health) ..... 59

Schedule P - Part 2M - International ..... 59

Schedule P - Part 2N - Reinsurance - Nonproportional Assumed Property ..... 60

Schedule P - Part 2O - Reinsurance - Nonproportional Assumed Liability ..... 60

Schedule P - Part 2P - Reinsurance - Nonproportional Assumed Financial Lines ..... 60

Schedule P - Part 2R - Section 1 - Products Liability - Occurrence ..... 61

Schedule P - Part 2R - Section 2 - Products Liability - Claims-Made ..... 61

Schedule P - Part 2S - Financial Guaranty/Mortgage Guaranty ..... 61

Schedule P - Part 2T - Warranty ..... 61

Schedule P - Part 3A - Homeowners/Farmowners ..... 62

Schedule P - Part 3B - Private Passenger Auto Liability/Medical ..... 62

Schedule P - Part 3C - Commercial Auto/Truck Liability/Medical ..... 62

Schedule P - Part 3D - Workers' Compensation (Excluding Excess Workers' Compensation) ..... 62

Schedule P - Part 3E - Commercial Multiple Peril ..... 62

Schedule P - Part 3F - Section 1 - Medical Professional Liability - Occurrence ..... 63

Schedule P - Part 3F - Section 2 - Medical Professional Liability - Claims-Made ..... 63

Schedule P - Part 3G - Special Liability (Ocean Marine, Aircraft (All Perils), Boiler and Machinery) ..... 63

Schedule P - Part 3H - Section 1 - Other Liability - Occurrence ..... 63

Schedule P - Part 3H - Section 2 - Other Liability - Claims-Made ..... 63

Schedule P - Part 3I - Special Property (Fire, Allied Lines, Inland Marine, Earthquake, Burglary, and Theft) ..... 64

Schedule P - Part 3J - Auto Physical Damage ..... 64

Schedule P - Part 3K - Fidelity/Surety ..... 64

Schedule P - Part 3L - Other (Including Credit, Accident and Health) ..... 64

Schedule P - Part 3M - International ..... 64

Schedule P - Part 3N - Reinsurance - Nonproportional Assumed Property ..... 65

Schedule P - Part 3O - Reinsurance - Nonproportional Assumed Liability ..... 65

Schedule P - Part 3P - Reinsurance - Nonproportional Assumed Financial Lines ..... 65

Schedule P - Part 3R - Section 1 - Products Liability - Occurrence ..... 66

Schedule P - Part 3R - Section 2 - Products Liability - Claims-Made ..... 66

Schedule P - Part 3S - Financial Guaranty/Mortgage Guaranty ..... 66

Schedule P - Part 3T - Warranty ..... 66



**ANNUAL STATEMENT BLANK (Continued)**

Schedule P - Part 4A - Homeowners/Farmowners .....	67
Schedule P - Part 4B - Private Passenger Auto Liability/Medical .....	67
Schedule P - Part 4C - Commercial Auto/Truck Liability/Medical .....	67
Schedule P - Part 4D - Workers' Compensation (Excluding Excess Workers' Compensation) .....	67
Schedule P - Part 4E - Commercial Multiple Peril .....	67
Schedule P - Part 4F - Section 1 - Medical Professional Liability - Occurrence .....	68
Schedule P - Part 4F - Section 2 - Medical Professional Liability - Claims-Made .....	68
Schedule P - Part 4G - Special Liability (Ocean Marine, Aircraft (All Perils), Boiler and Machinery) .....	68
Schedule P - Part 4H - Section 1 - Other Liability - Occurrence .....	68
Schedule P - Part 4H - Section 2 - Other Liability - Claims-Made .....	68
Schedule P - Part 4I - Special Property (Fire, Allied Lines, Inland Marine, Earthquake, Burglary and Theft) .....	69
Schedule P - Part 4J - Auto Physical Damage .....	69
Schedule P - Part 4K - Fidelity/Surety .....	69
Schedule P - Part 4L - Other (Including Credit, Accident and Health) .....	69
Schedule P - Part 4M - International .....	69
Schedule P - Part 4N - Reinsurance - Nonproportional Assumed Property .....	70
Schedule P - Part 4O - Reinsurance - Nonproportional Assumed Liability .....	70
Schedule P - Part 4P - Reinsurance - Nonproportional Assumed Financial Lines .....	70
Schedule P - Part 4R - Section 1 - Products Liability - Occurrence .....	71
Schedule P - Part 4R - Section 2 - Products Liability - Claims-Made .....	71
Schedule P - Part 4S - Financial Guaranty/Mortgage Guaranty .....	71
Schedule P - Part 4T - Warranty .....	71
Schedule P - Part 5A - Homeowners/Farmowners .....	72
Schedule P - Part 5B - Private Passenger Auto Liability/Medical .....	73
Schedule P - Part 5C - Commercial Auto/Truck Liability/Medical .....	74
Schedule P - Part 5D - Workers' Compensation (Excluding Excess Workers' Compensation) .....	75
Schedule P - Part 5E - Commercial Multiple Peril .....	76
Schedule P - Part 5F - Medical Professional Liability - Claims-Made .....	78
Schedule P - Part 5F - Medical Professional Liability - Occurrence .....	77
Schedule P - Part 5H - Other Liability - Claims-Made .....	80
Schedule P - Part 5H - Other Liability - Occurrence .....	79
Schedule P - Part 5R - Products Liability - Claims-Made .....	82
Schedule P - Part 5R - Products Liability - Occurrence .....	81
Schedule P - Part 5T - Warranty .....	83
Schedule P - Part 6C - Commercial Auto/Truck Liability/Medical .....	84
Schedule P - Part 6D - Workers' Compensation (Excluding Excess Workers' Compensation) .....	84
Schedule P - Part 6E - Commercial Multiple Peril .....	85
Schedule P - Part 6H - Other Liability - Claims-Made .....	86
Schedule P - Part 6H - Other Liability - Occurrence .....	85
Schedule P - Part 6M - International .....	86
Schedule P - Part 6N - Reinsurance - Nonproportional Assumed Property .....	87
Schedule P - Part 6O - Reinsurance - Nonproportional Assumed Liability .....	87
Schedule P - Part 6R - Products Liability - Claims-Made .....	88
Schedule P - Part 6R - Products Liability - Occurrence .....	88
Schedule P - Part 7A - Primary Loss Sensitive Contracts .....	89
Schedule P - Part 7B - Reinsurance Loss Sensitive Contracts .....	91
Schedule P Interrogatories .....	93
Schedule T - Exhibit of Premiums Written .....	94
Schedule T - Part 2 - Interstate Compact .....	95
Schedule Y - Information Concerning Activities of Insurer Members of a Holding Company Group .....	96
Schedule Y - Part 1A - Detail of Insurance Holding Company System .....	97
Schedule Y - Part 2 - Summary of Insurer's Transactions With Any Affiliates .....	98
Statement of Income .....	4
Summary Investment Schedule .....	SI01
Supplemental Exhibits and Schedules Interrogatories .....	99
Underwriting and Investment Exhibit Part 1 .....	6
Underwriting and Investment Exhibit Part 1A .....	7
Underwriting and Investment Exhibit Part 1B .....	8
Underwriting and Investment Exhibit Part 2 .....	9
Underwriting and Investment Exhibit Part 2A .....	10
Underwriting and Investment Exhibit Part 3 .....	11