

RECEIVED

ANNUAL STATEMENT

FEB 13 2014

For the Year Ended

December 31 , 2013

BY _____

OF THE CONDITION AND AFFAIRS OF THE

GERMAN FARMERS MUTUAL INSURANCE COMPANY

ORGANIZED UNDER THE LAWS OF THE STATE OF OHIO

Made to the

INSURANCE COMMISSIONER OF THE STATE OF OHIO

Pursuant to the Laws thereof

NAIC Company Code	10307		
Home Office	208 West Spring Street Street and Number	New Knoxville 45871 City Zip Code	OH
Mail Address	P. O. Box 357 Street and Number	New Knoxville 45871-0357 City Zip Code	OH
Main Administrative Office	(419) 753-2575 Telephone Number		
Organized	July 1, 1877	Commenced Business	December 15, 1877
Annual Statement Contact Person	James P. Wellman	Telephone Number	(419) 753-2575
Contact Person Email Address	germanfarmers@nktelco.net		

OFFICERS

President	David Wolters	Vice President	Edythe Henschen
Secretary	James P. Wellman	Treasurer	James P. Wellman

DIRECTORS

(ALL DIRECTORS MUST BE SHOWN)

Edythe Henschen	Thomas Dickman	Daniel Bensman	Joshua Buehler
Timothy May	David Wolters	Tim Hegemier	

State of Ohio
County of
Auglaize

David Wolters	President and	James P. Wellman	Secretary of the
---------------	---------------	------------------	------------------



GERMAN FARMERS MUTUAL INSURANCE COMPANY

, being duly sworn each for himself/herself deposes and says, that they are the above described officers of said reporting entity, and that on the reporting period stated above all the herein described assets were the absolute property of the said reporting entity, free and clear from any liens or claims thereon, except as herein stated, and that this statement, with the schedules and explanations herein contained, annexed or referred to, is a full and correct statement of all the assets and liabilities and of the condition and affairs of the said reporting entity as of the reporting period stated above, and of its income and deductions therefrom for the period ended, according to the best of their information, knowledge and belief, respectively.

Subscribed and sworn to before me, this 11th day of Feb. 2014


Notary Public

LISA THOBE
Notary Public, State of Ohio
My Commission Expires 11.30.15

	David Wolters
	James P. Wellman

President
Secretary

Signature of Person Preparing Statement

ANNUAL STATEMENT FOR THE YEAR
GERMAN FARMERS MUTUAL INSURANCE COMPANY

2013

ASSETS

		Assets Current Year	Nonadmitted Assets Current Year	Net Admitted Assets Current Year	Net Admitted Assets Prior Year
1	Bonds (Schedule D - Part 1)	157,563.00	0.00	157,563.00	169,184.00
2	Preferred stocks, common stocks and mutual funds (Schedule D - Part 2)	1,133,223.00	0.00	1,133,223.00	1,017,999.00
3	Real estate (less liens, encumbrances) (Schedule A)	10,562.00	0.00	10,562.00	11,007.00
4	Cash (Schedule E)	1,566,247.00	0.00	1,566,247.00	1,599,470.00
5	Short-term investments		0.00	0.00	
6	Aggregate write-ins for invested assets		0.00	0.00	
7	Subtotals, cash and invested assets	2,867,595.00	0.00	2,867,595.00	2,797,660.00
8	Investment income due and accrued	8,285.00	0.00	8,285.00	6,244.00
9.1	Assessments or premiums in the course of collection (including agents balances)	207,026.00	0.00	207,026.00	167,701.00
9.2	Deferred premiums, agents' balances and installments booked but deferred and not yet due		0.00	0.00	
9.3	Earned but unbilled premiums (post assessment)		0.00	0.00	
10.1	Amounts recoverable from reinsurers	4,350.00	0.00	4,350.00	21,013.00
10.2	Funds held by or deposited with reinsured companies		0.00	0.00	
11.1	Current federal income tax recoverable and interest thereon	2,699.00	0.00	2,699.00	1,583.00
11.2	Net deferred tax asset		0.00	0.00	
12	Electronic data processing equipment and software	253.00	253.00	0.00	
13	Furniture and equipment		0.00	0.00	
14	Receivables from parent, subsidiaries and affiliates		0.00	0.00	
15	Aggregate write-ins for other than invested assets	0.00	0.00	0.00	0.00
16	Total Assets	3,090,208.00	253.00	3,089,955.00	2,994,201.00
	Details of Write-Ins for Assets:				
1501				0.00	
1502				0.00	
1503				0.00	
1598	Summary or remaining write-ins from overflow page	0.00	0.00	0.00	0.00
1599	Total aggregate write-ins	0.00	0.00	0.00	0.00

**ANNUAL STATEMENT FOR THE YEAR
GERMAN FARMERS MUTUAL INSURANCE COMPANY**

2013

LIABILITIES, SURPLUS AND OTHER FUNDS

		Current Year	Prior Year
1	Unpaid Losses (Underwriting Exhibit - Part 2A)	20,200.00	
2	Unpaid loss adjustment expenses (Underwriting Exhibit - Part 2A)	0.00	
3	Commissions due and payable to agents	39,138.00	35,198.00
4	Other expenses (excluding taxes, licenses and fees)	5,516.00	3,742.00
5	Taxes, licenses and fees (excluding federal income taxes)		
6	Current federal income taxes (including \$0 on realized capital gains (losses))		
7	Net deferred tax liability	8,222.00	2,493.00
8	Borrowed money and interest thereon		
9	Unearned assessment/premium reserve	623,771.00	536,473.00
10	Advance premium		
11	Ceded reinsurance premiums payable	29,334.00	21,637.00
12	Funds held by company under reinsurance treaties		
13	Amounts withheld or retained by company for account of others		
14	Provision for unauthorized reinsurance		
15	Payable to parent, subsidiaries and affiliates		
16	Aggregate write-ins for liabilities	28,110.00	0.00
17	Total liabilities	754,291.00	599,543.00
18	Surplus as regards policyholders	2,335,664.00	2,394,658.00
19	Total liabilities and surplus	3,089,955.00	2,994,201.00
	Details of Write-Ins for Liabilities:		
1601	Deferred Compensation	28,110.00	
1602			
1603			
1698	Summary or remaining write-ins from overflow page	0.00	0.00
1699	Total aggregate write-ins	28,110.00	0.00

ANNUAL STATEMENT FOR THE YEAR
GERMAN FARMERS MUTUAL INSURANCE COMPANY
STATEMENT OF INCOME

2013

		Current Year	Prior Year
	UNDERWRITING INCOME		
1.1	Gross Assessments/Premiums earned	1,013,337.00	865,353.00
1.2	Less: Return Assessments/Premiums earned		
1.3	Direct Assessments/Premiums earned	1,013,337.00	865,353.00
1.4	Deduct premiums for reinsurance ceded (Reinsurance Schedule)	214,340.00	156,955.00
1.5	Add premiums received for reinsurance assumed (Reinsurance Schedule)	0.00	
1.6	Net Assessments/Premiums earned	798,997.00	708,398.00
	DEDUCTIONS		
2	Losses incurred (Underwriting Exhibit - Part 2)	595,971.00	708,416.00
3	Loss expenses incurred (Expense Exhibit)	8,234.00	46,157.00
4	Other underwriting expenses incurred (Expense Exhibit)	382,477.00	321,806.00
5	Aggregate write-ins for underwriting deductions	0.00	0.00
6	Total underwriting deductions	986,682.00	1,076,379.00
7	Net underwriting gain (loss)	-187,685.00	-367,981.00
	INVESTMENT INCOME		
8	Net investment income earned	61,626.00	60,204.00
9	Net realized capital gains (losses) less capital gains tax	10,398.00	4,247.00
10	Net investment gain (loss)	72,024.00	64,451.00
	OTHER INCOME		
11	Net gain (loss) from agents' or premium balances charged off		
12	Finance and service charges not included in premiums		
13	Aggregate write-ins for miscellaneous income	31,403.00	18,869.00
14	Total other income	31,403.00	18,869.00
15	Net income, after capital gains tax and before federal income taxes	-84,258.00	-284,661.00
16	Federal income taxes incurred	10,189.00	4,880.00
17	Net income	-94,447.00	-289,541.00
	SURPLUS ACCOUNT		
18	Surplus as regards policyholders, December 31 prior year	2,394,658.00	2,651,692.00
19	Net income	-94,447.00	-289,541.00
20	Change in net unrealized capital gains or (losses) less capital gains tax	35,165.00	32,219.00
21	Change in net deferred income tax		
22	Change in nonadmitted assets (Exhibit of Nonadmitted Assets)	288.00	288.00
23	Change in provision for reinsurance		
24	Aggregate write-ins for gains and losses in surplus	0.00	0.00
25	Change in surplus as regards policyholders for the year	-58,994.00	-257,034.00
26	Surplus as regards policyholders, December 31 current year	2,335,664.00	2,394,658.00
	DETAILS OF WRITE-INS		
0501			
0502			
0503			
0599	Total Aggregate write-ins for underwriting deductions	0.00	0.00
1301	Miscellaneous	31,403.00	18,869.00
1302			
1303			
1304			
1399	Total Aggregate write-ins for miscellaneous income	31,403.00	18,869.00
2401			
2402			
2499	Total Aggregate write-ins for gains and losses in surplus	0.00	0.00

**ANNUAL STATEMENT FOR THE YEAR
GERMAN FARMERS MUTUAL INSURANCE COMPANY**

2013

CASH FLOW STATEMENT

		Current Year	Prior Year
Cash from Operations			
1	Premiums/Assessments collected net of reinsurance	854,667.00	792,823.00
2	Net investment income	70,994.00	65,124.00
3	Miscellaneous income	31,403.00	18,869.00
4	Total	957,064.00	876,816.00
5	Benefit and loss related payments	567,342.00	792,632.00
6	Commissions, expenses paid and aggregate write-ins for deductions	347,920.00	312,762.00
7	Federal and foreign income taxes paid (recovered)	11,305.00	2,820.00
8	Total	926,567.00	1,108,214.00
9	Net cash from operations	30,497.00	-231,398.00
Cash from Investments			
10	Proceeds from investments sold, matured or repaid:		
10.1	Bonds	30,935.00	12,000.00
10.2	Stocks	262,859.00	14,500.00
10.3	Real estate		
10.4	Net gains (losses) on cash, cash equivalents and short- term investments		
10.5	Miscellaneous proceeds		
10.6	Total investment proceeds	293,794.00	26,500.00
11	Cost of investments acquired (long-term only):		
11.1	Bonds	20,325.00	9,970.00
11.2	Stocks	337,189.00	533,393.00
11.3	Real estate		
11.4	Miscellaneous applications		
11.5	Total investments acquired	357,514.00	543,363.00
11.6	Net cash from investments	-63,720.00	-516,863.00
Cash from Financing and Miscellaneous Sources			
12.1	Borrowed funds (cash provided/applied)		
12.2	Other cash provided (applied)		
13	Net cash from financing and miscellaneous sources	0.00	0.00
RECONCILIATION OF CASH, CASH EQUIVALENTS AND SHORT-TERM INVESTMENTS			
14	Net change in cash, cash equivalents and short-term investments	-33,223.00	-748,261.00
15.1	Beginning of year (cash, cash equivalents and short-term investments)	1,599,470.00	2,347,731.00
15.2	End of year (cash, cash equivalents and short-term investments)	1,566,247.00	1,599,470.00

**ANNUAL STATEMENT FOR THE YEAR
GERMAN FARMERS MUTUAL INSURANCE COMPANY**

2013

EXPENSE EXHIBIT

		Current Year
	Claim Adjusting:	
1.1	Direct	0.00
1.2	Reinsurance assumed	0.00
1.3	Reinsurance ceded excluding contingent (commission and brokerage)	0.00
1.4	Net claim adjusting	0.00
	Commission and Brokerage:	
2.1	Direct commission and brokerage	180,143.00
2.2	Reinsurance assumed excluding contingent	0.00
2.3	Reinsurance ceded excluding contingent (commission and brokerage)	0.00
2.4	Contingent - direct (commission and brokerage)	0.00
2.5	Contingent - reinsurance assumed (commission and brokerage)	0.00
2.6	Contingent - reinsurance ceded (commission and brokerage)	0.00
2.7	Policy and membership fees (commission and brokerage)	0.00
2.8	Net commission and brokerage	180,143.00
3	Allowances to managers and agents	0.00
4	Advertising	3,954.00
5	Boards, bureaus and associations	4,255.00
6	Surveys and underwriting reports	0.00
7	Audit of assureds' records	0.00
	Salary and related items:	
8.1	Salaries	94,194.00
8.2	Payroll taxes	10,449.00
9	Employee relations and welfare	4,403.00
10	Insurance	13,454.00
11	Directors' fees	11,880.00
12	Travel and travel items	9,015.00
13	Rent and rent items	4,800.00
14	Equipment	0.00
15	Cost or depreciation of EDP equipment and software	288.00
16	Printing and stationery	16,347.00
17	Postage, telephone, exchange and express	5,552.00
18	Legal and auditing	13,893.00
19	Loss adjustment expenses	8,234.00
18	Investment expenses	0.00
19	Totals	200,718.00
	Taxes, licenses and fees:	
20.1	State and local insurance taxes	0.00
20.2	Insurance department licenses and fees	7,309.00
20.3	All other (excluding federal income and real estate)	417.00
20.4	Total taxes, licenses and fees	7,726.00
21	Real estate expenses	1,327.00
22	Real estate taxes	797.00
23	Aggregate write-ins for miscellaneous expenses	0.00
24	Total expenses incurred (a)	390,711.00
25	Less unpaid expenses - current year	44,654.00
26	Add unpaid expenses - prior year	38,940.00
27	Total expenses paid	384,997.00
	Details of Write-Ins:	
2301		
2302		
2303		
2304		
2305		
2399	Total Write-ins	0.00

(a) Includes management fees of \$0 to affiliates and \$0 to non-affiliates

ANNUAL STATEMENT FOR THE YEAR 2013
GERMAN FARMERS MUTUAL INSURANCE COMPANY

INSURANCE IN FORCE

		Amount (dollars)	Number
1	In force December 31 of previous year (to equal prior year's statement)	392,184,821	1,159
2	Written during the year	102,138,158	233
3	Total	494,322,979	1,392
4	Deduct those expired and cancelled	29,551,403	148
5	In force December 31 of current year	464,771,576	1,244
6	Deduct amount reinsured	0	XXX
7	Net amount in force	464,771,576	XXX

UNDERWRITING EXHIBIT - PART 2
LOSSES INCURRED

1	2	3	4	5	6
Lines of Business	Direct Losses Incurred	Losses Incurred on Reinsurance Assumed	Deduct: Reinsurance Recovered on Incurred Losses	Deduct: Salvage and Subrogation Converted To Cash	* Net Losses Incurred Columns 2 and 3 minus Columns 4 and 5
Property	697,878.00		101,907.00		595,971.00
					-
					-
					-
					-
					-
					-
OVERFLOW AMOUNTS					-
Totals	\$ 697,878.00	\$ -	\$ 101,907.00	\$ -	\$ 595,971.00

* Total should equal Line 2, Page 4, Current Year.

UNDERWRITING EXHIBIT - PART 2A
UNPAID LOSSES and LOSS ADJUSTMENT EXPENSES

1	2	3	4	5	6
Lines of Business	Direct Unpaid Losses	Unpaid Losses on Reinsurance Assumed	Deduct: Reinsurance Recoverable on Unpaid Losses	** Unpaid Loss Adjustment Expenses	*** Net Unpaid Losses Columns 2 and 3 minus Column 4
Property	47,257.00		27,057.00		20,200.00
					-
					-
					-
					-
					-
					-
OVERFLOW AMOUNTS					-
Totals	\$ 47,257.00	\$ -	\$ 27,057.00	\$ -	\$ 20,200.00

** Total should equal Line 2, Page 3, Current Year.

*** Total should equal Line 1, Page 3, Current Year.

**ANNUAL STATEMENT FOR THE YEAR
GERMAN FARMERS MUTUAL INSURANCE COMPANY**

2013

EXHIBIT OF NONADMITTED ASSETS

		Current Year Total Nonadmitted Assets	Prior Year Total Nonadmitted Assets	Change in Total Nonadmitted Assets
1	Bonds			0.00
2	Preferred and common stocks and mutual funds			0.00
3	Real estate (less liens, encumbrances)			0.00
4	Cash			0.00
5	Short-term investments			0.00
6	Aggregate write-ins for invested assets			0.00
7	Subtotals, cash and invested assets	0.00	0.00	0.00
8	Investment income due and accrued			0.00
9.1	Assessments or premiums in the course of collection (including agents balances)			0.00
9.2	Premium receivable for advance pay			0.00
9.3	Earned but unbilled premiums (post assessment)			0.00
10.1	Amounts recoverable from reinsurers			0.00
10.2	Funds held by or deposited with reinsured companies			0.00
11.1	Current federal income tax recoverable and interest thereon			0.00
11.2	Net deferred tax asset			0.00
12	Electronic data processing equipment and software	253.00	541.00	288.00
13	Furniture and equipment			0.00
14	Receivables from parent, subsidiaries and affiliates			0.00
15	Aggregate write-ins for other than invested assets	0.00	0.00	0.00
16	Total Assets	253.00	541.00	288.00
	Details of Write-Ins for Assets:			
1501		0.00	0.00	0.00
1502		0.00	0.00	0.00
1503		0.00	0.00	0.00
1598	Summary or remaining write-ins from overflow page	0.00	0.00	0.00
1599	Total aggregate write-ins	0.00	0.00	0.00

SCHEDULE A

Showing All Real Estate Owned December 31 of Current Year

1	2	3	4	5	6	7	8	9	10
Description of Property	Date Acquired	Name of Vendor	Actual Cost	Current Year Acquisitions or Permanent Improvements	Accumulated Depreciation	Amount of Encumbrances	Book Value End of Current Year (Col. 4+5-6-7) *	Gross Income Current Year (Real Estate)	Gross Expenses Current Year (Real Estate)
Lot 3 Bellcrest SC 101.5 x 127 with Office Building	6/15/1989		21,500.00		10,938.00		10,562.00		
							-		
							-		
							-		
							-		
OVERFLOW AMOUNTS							-		
Totals	XXX	XXX	\$ 21,500.00	-	\$ 10,938.00	\$ -	\$ 10,562.00	\$ -	\$ -

*Total to agree with Page 2, Line 3, Current Year.

FURNITURE, FIXTURES and AUTOMOBILES

Showing All Furniture, Fixtures and Automobiles Owned December 31 of Current Year

1	2	3	4	5	6	7	8
Description	Date Acquired	Name of Vendor	Actual Cost	Current Year Acquisitions or Permanent Improvements	Accumulated Depreciation	Amount of Encumbrances	Book Value End of Current Year (Col. 4+5-6-7)
Computers	11/16/2006	Dell	1,838.00		1,838.00		-
Computers	10/16/2009	Dell	1,442.00		1,190.00		252.00
							-
							-
							-
							-
							-
							-
							-
							-
							-
							-
OVERFLOW AMOUNTS							-
Totals	XXX	XXX	\$ 3,280.00	-	\$ 3,028.00	\$ -	\$ 252.00

SCHEDULE D - PART 3

Showing all Bonds and Preferred & Common Stocks ACQUIRED During the Current Year

Bonds, preferred stocks, common stocks and mutual funds to be grouped separately.

1 CUSIP #	2 Description Give complete and accurate description of each bond and stock. If bonds are serial issues give amounts maturing each year.	3 * Date Acquired	4 Name of Vendor	5 No. of Shares of Stock	6 Cost to Company (Excluding Accrued Interest on Bonds)	7 Par Value of Bonds	8 Paid for Accrued Interest and Dividends
BONDS - POLITICAL SUBDIVISIONS OF STATES, TERRITORIES AND POSSESSIONS							
677632A76	OHIO STATE UNIV GEN REC REV 3.50%	2/1/2013	EDWARD JONES		10,179.95	10,000.00	
BONDS - INDUSTRIAL AND MISCELLANEOUS							
00206RCA8	A T & T INC GLOBAL NOTE 2.375%	12/18/2013	EDWARD JONES		10,144.95	10,000.00	
STOCKS - MUTUAL FUNDS							
024071102	AMERICAN BALANCED FUND CL A	VARIOUS	EDWARD JONES	2830.92	60,276.75		
023547109	AMERICAN HIGH INCOME TRUST A	VARIOUS	AMERICAN FUNDS	206.94	2,352.79		
027681105	AMERICAN MUTUAL FUND CL A	VARIOUS	EDWARD JONES	84.04	2,803.86		
140193103	CAPITAL INCOME BUILDER A	VARIOUS	AMERICAN FUNDS	31.04	1,740.06		
45956T105	CAPITAL WORLD GROWTH & INCOME FUND A	VARIOUS	AMERICAN FUNDS	11.12	458.77		
354723710	FRANKLIN FED INTR-TM TAX FREE INCOME A	VARIOUS	EDWARD JONES	5721.17	71,953.42		
354723108	FRANKLIN INSURED TAX FREE INCOME A	VARIOUS	EDWARD JONES	21.70	274.03		
353612203	FRANKLIN LIMITED MAT US GOVT SEC A	VARIOUS	EDWARD JONES	2112.10	21,557.12		
353612690	FRANKLIN LOW DURATION TOTAL RETURN A	VARIOUS	EDWARD JONES	6927.91	70,990.46		
354723504	FRANKLIN OH TAX FREE INCOME A	VARIOUS	EDWARD JONES	23.34	306.39		
353825102	FRANKLIN RISING DIVIDENDS FUND A	VARIOUS	EDWARD JONES	6.19	294.32		
353612856	FRANKLIN TOTAL RETURN FUND A	VARIOUS	EDWARD JONES	223.60	2,309.79		
453320103	INCOME FUND OF AMERICA	VARIOUS	AMERICAN FUNDS	94.46	1,843.47		
458809100	INTERMEDIATE BOND FUND OF AMERICA A	VARIOUS	AMERICAN FUNDS	45.60	618.37		
140543109	INTERNATIONAL GROWTH & INCOME FUND A	VARIOUS	AMERICAN FUNDS	68.34	2,312.34		
628380859	MUTUAL GLOBAL DISCOVERY FUND A	VARIOUS	EDWARD JONES	125.09	4,084.34		
693390445	PIMCO TOTAL RETURN FUND CL A	VARIOUS	EDWARD JONES	148.66	1,633.29		
72201W691	PIMCO TOTAL RETURN FUND IV CL A	VARIOUS	EDWARD JONES	5020.14	54,349.79		
885215442	THORNBURG LIMITED TERM MUNICIPAL FD	VARIOUS	EDWARD JONES	2399.12	35,285.11		
939330106	WASHINGTON MUTUAL INVESTORS FUND A	VARIOUS	AMERICAN FUNDS	46.35	1,745.18		
	** You can insert additional rows in yellow above if needed!						
XXX	Totals	XXX	XXX	XXX	\$ 357,514.55	\$ 20,000.00	\$ -

*The items with reference to each issue of bonds or stocks acquired at public offerings may be totaled in one line and the word "various" inserted in Columns 2 and 3.

GERMAN FARMERS MUTUAL INSURANCE COMPANY

SCHEDULE D - PART 4

Showing all Bonds and Preferred & Common Stocks **SOLD, REDEEMED OR** Otherwise **DISPOSED OF** During the Current Year

Bonds, preferred stocks, common stocks and mutual funds to be grouped separately

[illegible]

REINSURANCE SCHEDULE

Reinsurance Ceded and Reinsurance Assumed

1	2	3	4	5	6	7	8
Reinsurer or Reinsured	Ceded or Assumed	Location of Company	Total Amount Reinsured	Total Premiums Ceded *	Total Premiums Assumed **	Largest Risk Ceded or Assumed	Remarks
Grinnell Mutual Reinsurance Company	Ceded	4215 Hwy 146 P. O. Box 790 Grinnell, IA 50112-0790		214,340.00		4,266,725	
OVERFLOW AMOUNTS							
Totals	XXX	XXX	\$ -	\$ 214,340.00	\$ -	XXX	XXX

*Total to agree with Page 4, Line 1.4, Current Year.
**Total to agree with Page 4, Line 1.5, Current Year.

COMPENSATION SCHEDULE

Show all salaries, commissions, claim adjustment expenses, directors fees and expenses, and travel items paid in the current year for the top 5 officers/employees and all directors, travel or car allowances, if paid, are to be included.

1	2	3	4	5	6	7	8	9
Name of Payee	Title	Salaries	Commissions	Claim Adjustment Expenses	Directors Fees & Expenses	Travel & Travel Items	All Other	Total
Officers/Employees:								
1) David Wolters	President				2,880.00			\$ 2,880.00
2) Edythe Henschen	Vice President	3,100.00			1,440.00			\$ 4,540.00
3) James P. Wellman	Secretary/Treasurer	65,000.00	37,575.00					\$ 102,575.00
4)								\$ -
5)								\$ -
								\$ -
Directors:								
Thomas Dickman	Director				1,440.00			\$ 1,440.00
Daniel Bensman	Director				1,560.00			\$ 1,560.00
Joshua Buehler	Director				1,680.00			\$ 1,680.00
Timothy May	Director				1,440.00			\$ 1,440.00
Tim Hegemier	Director				1,440.00			\$ 1,440.00
								\$ -
								\$ -
								\$ -
								\$ -
								\$ -
								\$ -
Totals	XXXX	\$ 68,100.00	\$ 37,575.00	\$ -	\$ 11,880.00	\$ -	\$ -	\$ 117,555.00

GENERAL INTERROGATORIES

(Answer all questions and attach additional sheets if necessary.)

1. Company's retention:

Fire

\$100,000

Wind

\$100,000

Other

1a. Retention before reinsurance applies for:

Catastrophe Reinsurance

\$4,266,725

Aggregate excess of loss

\$866,351

2. What is the largest risk assumed and retained:

3. What kind of perils are being covered?

Farm Sites, Dwellings and Personal and Farm Personal Property

4. Have the by-laws been amended during the current year?

No

If so, were such amendments filed with the Ohio Department of Insurance?

No

5. In what counties does the Company operate:

Allen, Auglaize, Darke, Logan, Mercer, Miami and Shelby

6. Name of Principal Officer and amount of bond.

James P. Wellman

7. Are all of the persons who handle funds of the Company bonded?

Yes

X

No

State the name and amount of each bond on each, except person named in Item 6 above.

Blanket Bond \$75,000

8. Does the Company have an annual audit conducted by an independent CPA?

Yes

9. State the number of members holding policies in the Company.

1244

10. Was an annual report of the Company made available to each policyholder?

Yes

If so, did such report agree with the annual statement filed with the Ohio Department of Insurance?

Yes

11. State as of what date the latest examination of the Company was made by the Ohio Department of Insurance.

9-Sep-13

12. How many assessments were made during the year?

24

Date of last assessment

15-Dec-13

13. Did the assessment provide for all losses, expenses and all other liabilities prior to the date of assessment?

14. Rate of policy fee

0

15. State the amount of borrowed money since date of last assessment

interest thereon

16. Does any person, firm, corporation or association have any claim, contingent or otherwise, against this Company which is NOT included in the liabilities on page 2 of this statement?

Yes

No

X

If yes, give the amount, terms for payment and reasons why such were not recorded as a liability on page 2 of this statement.

**ANNUAL STATEMENT FOR THE YEAR
GERMAN FARMERS MUTUAL INSURANCE COMPANY**

2013

SCHEDULE E - CASH or CASH EQUIVALENTS

Showing All Balances (according to Company's Records) Carried in Each Bank or Savings and Loan

All Columns Must Be Completed for Each Deposit, CD, Checking Account, etc.

1	2	3	4	5
DEPOSITORY	Interest	Amount of	Amount of Interest	Book Balance
Give Full Name and Location	Rate	Interest Received	Accrued Dec. 31 of	Dec. 31 of
		During Year	Current Year	Current Year *
OPEN DEPOSITORIES:				
FIRST NATIONAL BANK				
435 SOUTH WASHINGTON STREET	MMKT	200.53		134,500.00
NEW BREMEN, OH 45869	CHCKING			117,393.00
MINSTER BANK				
P.O. BOX 90				
MINSTER, OH 45885	MMKT	6.43		12,872.00
PEOPLES FEDERAL SAVINGS AND LOAN				
101 EAST COURT STREET	1.250%	2,028.37		150,000.00
SIDNEY, OH 45365	1.350%	1,304.00		100,000.00
MERCER SAVINGS BANK				
1166 INDIANA AVENUE				
ST. MARYS, OH 45881	1.010%	855.02		100,000.00
ST. HENRY BANK				
231 EAST MAIN STREET	1.400%	1,224.99	158.41	70,000.00
ST. HENRY, OH 45883	1.400%		3,824.88	180,000.00
HOME SAVINGS BANK				
1 SOUTH BLACKHOOF STREET	1.500%	2,249.99	585.62	150,000.00
WAPAKONETA, OH 45895	2.000%	2,000.00	504.11	100,000.00
MUTUAL FEDERAL BNAK				
121 SOUTH OHIO AVENUE	1.250%	273.86	157.53	50,000.00
SIDNEY, OH 45365	1.740%	873.87	219.29	50,000.00
U.S. BANK				
30 SOUTH MAIN STREET				
MINSTER, OH 45865-1303	3.920%	3,938.62	150.36	100,000.00
PEOPLES BANK				
112-114 W. MAIN STREET	1.750%	1,312.50	28.77	75,000.00
COLDWATER, OH 45828	1.200%		1,356.16	110,000.00
	1.000%	776.64	149.59	65,000.00
NATIONAL PLANNING CORPORATION				
AMERICAN FUNDS MONEY MARKET FUND A				
3680 DIXIE HIGHWAY				
LIMA, OH 45804-3752	MMKT			218.00
EDWARD JONES				
480 S. WASHINGTON STREET				
NEW BREMEN, OH 45869	MMKT			1,064.00
CASH ON HAND				200.00
OVERFLOW AMOUNTS	xxxx	0.00	0.00	0.00
Total	xxxx	\$ 17,044.82	\$ 7,134.72	\$ 1,566,247.00

*Total to agree with Page 2, Line 4, Current Year.


ANNUAL STATEMENT FOR THE YEAR
GERMAN FARMERS MUTUAL INSURANCE COMPANY

2013

ORGANIZATIONAL CHART

**LIST ALL ENTITIES THAT ARE MEMBERS OF AN INSURANCE COMPANY HOLDING SYSTEM AS
DEFINED IN ORC 3901.32**

German Farmers Mutual Insurance Company (Parent Company)
German Farmers Insurance Agency, Inc. (Wholly Owned Subsidiary)



ANNUAL STATEMENT FOR THE YEAR
GERMAN FARMERS MUTUAL INSURANCE COMPANY
Overflow Page for Write-ins

2013

Additional Write-ins for Assets:

		Assets Current Year	Nonadmitted Assets Current Year	Net Admitted Assets Current Year	Net Admitted Assets Prior Year
1504				0.00	
1505				0.00	
1506	None				
1507					
1508					
1509					
1510					
1511				0.00	
1597	Summary of remaining write-ins for Line 15 page 2	0.00	0.00	0.00	0.00

Additional Write-ins for Liabilities:

		Current Year	Prior Year
1604			
1605			
1606	None		
1607			
1608			
1609			
1610			
1606			
1697	Summary of remaining write-ins for Line 16 page 3	0.00	0.00

Additional Write-ins for Statement of Income:

		Current Year	Prior Year
	None		
	Summary of remaining write-ins for Statement of Income page 4	0.00	0.00

Additional Write-ins for Nonadmitted Assets:

		Current Year Total Nonadmitted Assets	Prior Year Total Nonadmitted Assets	Change in Total Nonadmitted Assets
1504				0.00
1505	None			0.00
1506				
1507				
1508				
1509				
1510				
1511				0.00
1597	Summary of remaining write-ins for Line 15 page 9	0.00	0.00	0.00

Cusip #	and mutual funds owned.	From Whom Acquired	Acquired	Shares	Stocks)	Book Value	Value	Current Year	Actual Cost	Year	Dec. 31	During Year	During Year
62989105	NAMICO INSURANCE COMPANY INC	NAMICO		30.00		7,251.30	241.71	7,251.30	1,500.00				
	GERMAN FARMERS INSURANCE AGENCY INC	SAWE	12/1/1993	100.00		20,883.00	208.83	20,883.00	100.00				
STOCKS - MUTUAL FUNDS													
02407102	AMERICAN BALANCED FUND CL A	EDWARD JONES	VARIOUS	2,830.92		69,131.04	24.42	69,131.04	60,276.75	1,064.72			
02364709	AMERICAN HIGH INCOME TRUST A	AMERICAN FUNDS	VARIOUS	3,420.66		38,858.70	11.36	38,858.70	40,032.37	2,352.79			
02768105	AMERICAN MUTUAL FUND CL A	EDWARD JONES	VARIOUS	2,078.65		72,357.77	34.81	72,357.77	53,748.74	1,367.36			
140193103	CAPITAL INCOME BUILDER A	AMERICAN FUNDS	VARIOUS	902.60		52,847.17	58.55	52,847.17	48,460.27	1,740.06			
459567105	CAPITAL WORLD GROWTH & INCOME FUND A	AMERICAN FUNDS	VARIOUS	461.32		20,907.16	45.32	20,907.16	16,398.37	458.77			
354723710	FRANKLIN FED INTR-TM TAX FREE INCOME A	EDWARD JONES	VARIOUS	5,721.17		68,253.57	11.93	68,253.57	71,953.42	1,525.90			
354723108	FRANKLIN INSURED TAX FREE INCOME A	EDWARD JONES	VARIOUS	5,507.23		64,489.65	11.71	64,489.65	69,568.28	2,489.63			
353612203	FRANKLIN LIMITED MAT US GOVT SEC A	EDWARD JONES	VARIOUS	2,112.10		21,120.97	10.00	21,120.97	21,557.12	348.92			
353612690	FRANKLIN LOW DURATION TOTAL RETURN A	EDWARD JONES	VARIOUS	6,927.91		70,179.73	10.13	70,179.73	70,990.46	1,194.31			
354723504	FRANKLIN OH TAX FREE INCOME A	EDWARD JONES	VARIOUS	5,298.88		64,169.45	12.11	64,169.45	69,929.45	2,448.36			
353825102	FRANKLIN RISING DIVIDENDS FUND A	EDWARD JONES	VARIOUS	699.02		33,881.50	48.47	33,881.50	25,672.26	294.32			
353612856	FRANKLIN TOTAL RETURN FUND A	EDWARD JONES	VARIOUS	6,768.88		66,673.49	9.85	66,673.49	70,810.42	2,980.52			
353496607	FRANKLIN US GOVERNMENT SECS A	EDWARD JONES	VARIOUS	10,316.65		66,542.36	6.45	66,542.36	72,540.75	2,237.66			
453320103	INCOME FUND OF AMERICA	AMERICAN FUNDS	VARIOUS	2,851.75		58,888.68	20.65	58,888.68	53,141.52	1,843.47			
458809100	INTERMEDIATE BOND FUND OF AMERICA A	AMERICAN FUNDS	VARIOUS	3,474.18		46,623.44	13.42	46,623.44	46,650.75	618.37			
140543109	INTERNATIONAL GROWTH & INCOME FUND A	AMERICAN FUNDS	VARIOUS	1,059.30		37,107.17	35.03	37,107.17	30,369.25	919.82			
628380859	MUTUAL GLOBAL DISCOVERY FUND A	EDWARD JONES	VARIOUS	2,039.29		67,786.03	33.24	67,786.03	58,538.27	1,324.18			
693390445	PIMCO TOTAL RETURN FUND CL A	EDWARD JONES	VARIOUS	4,898.70		52,367.06	10.69	52,367.06	55,021.03	1,240.01			
72201W691	PIMCO TOTAL RETURN FUND IV CL A	EDWARD JONES	VARIOUS	5,020.14		52,309.82	10.42	52,309.82	54,349.79	725.07			
885215442	THORNBURG LIMITED TERM MUNICIPAL FD	EDWARD JONES	VARIOUS	2,399.12		34,547.27	14.40	34,547.27	35,285.11	285.11			
939330106	WASHINGTON MUTUAL INVESTORS FUND A	AMERICAN FUNDS	VARIOUS	1,098.10		43,298.04	39.43	43,298.04	28,728.86	907.25			
STOCKS - UNIT TRUSTS													
92116G797	INVSCO INT GRADE MUN TR #111	EDWARD JONES	9/23/2010	3.00		2,748.54	916.18	2,748.54	1,990.56	135.00			
	ROUNDING					0.09							
	** You can insert additional rows in yellow above if needed!												
XXX	Totals to Page 12	XXX	XXX	XXX	XXX	\$ 1,133,223.00	XXX	\$ 1,133,222.91	\$ 1,057,624.80	\$28,502.60	\$	-	\$

2013

Showing All Balances (according to Company's Records) Carried in Each Bank or Savings and Loan

All Columns Must Be Completed for Each Deposit, CD, Checking Account, etc.

20