



QUARTERLY STATEMENT

AS OF JUNE 30, 2013  
OF THE CONDITION AND AFFAIRS OF THE

MENNONITE MUTUAL INSURANCE COMPANY

NAIC Group Code	0000	(Current Period)	0000	(Prior Period)	NAIC Company Code	17299	Employer's ID Number	34-0396080	
Organized under the Laws of	Ohio				State of Domicile or Port of Entry	Ohio			
Country of Domicile	United States								
Incorporated/Organized	02/01/1905				Commenced Business	02/01/1895			
Statutory Home Office	1000 South Main Street				(Street and Number)	Orrville, OH, US 44667-0300			(City or Town, State, Country and Zip Code)
Main Administrative Office	1000 South Main Street				(Street and Number)	Orrville, OH, US 44667-0300		330-683-3730-21	(City or Town, State, Country and Zip Code) (Area Code) (Telephone Number)
Mail Address	PO Box 300				(Street and Number or P.O. Box)	Orrville, OH, US 44667-0300		(City or Town, State, Country and Zip Code)	
Primary Location of Books and Records	1000 South Main Street				(Street and Number)	Orrville, OH, US 44667-0300		330-683-3730-118	(City or Town, State, Country and Zip Code) (Area Code) (Telephone Number)
Internet Web Site Address	mennonitemutual.com								
Statutory Statement Contact	Ric Hochstetler				(Name)	330-683-3730-118			(Area Code) (Telephone Number) (Extension)
	rhochstetler@mennonitemutual.com				(E-Mail Address)	330-683-2083			(Fax Number)

OFFICERS

Name	Title	Name	Title
DAVID LUTHER LEHMAN	President	GEORGE BIXLER JR	Secretary
DAVID LUTHER LEHMAN	Treasurer		

OTHER OFFICERS

J MARK ZOOK	Vice-President of Underwriting		
-------------	--------------------------------	--	--

DIRECTORS OR TRUSTEES

ROBERT EUGENE ASCHILMAN	GEORGE BIXLER JR	PAUL BONTRAGER	DAVID LUTHER LEHMAN
MORRIS STUTZMAN	CRAIG THOMAS MERCER	DONALD DRAVENSTOTT	TYSON L STUCKEY

State of .....Ohio.....  
County of .....Wayne.....

ss

The officers of this reporting entity being duly sworn, each depose and say that they are the described officers of said reporting entity, and that on the reporting period stated above, all of the herein described assets were the absolute property of the said reporting entity, free and clear from any liens or claims thereon, except as herein stated, and that this statement, together with related exhibits, schedules and explanations therein contained, annexed or referred to, is a full and true statement of all the assets and liabilities and of the condition and affairs of the said reporting entity as of the reporting period stated above, and of its income and deductions therefrom for the period ended, and have been completed in accordance with the NAIC Annual Statement Instructions and Accounting Practices and Procedures manual except to the extent that: (1) state law may differ; or, (2) that state rules or regulations require differences in reporting not related to accounting practices and procedures, according to the best of their information, knowledge and belief, respectively. Furthermore, the scope of this attestation by the described officers also includes the related corresponding electronic filing with the NAIC, when required, that is an exact copy (except for formatting differences due to electronic filing) of the enclosed statement. The electronic filing may be requested by various regulators in lieu of or in addition to the enclosed statement.

DAVID LUTHER LEHMAN President	GEORGE BIXLER, JR Secretary	DAVID LUTHER LEHMAN Treasurer
Subscribed and sworn to before me this 13 day of August, 2013		a. Is this an original filing? Yes [ X ] No [ ]
Melanie J Alger, Notary Public April 9, 2016		b. If no, 1. State the amendment number 2. Date filed 3. Number of pages attached

STATEMENT AS OF JUNE 30, 2013 OF THE MENNONITE MUTUAL INSURANCE COMPANY

ASSETS

	Current Statement Date			4  December 31 Prior Year Net Admitted Assets
	1  Assets	2  Nonadmitted Assets	3  Net Admitted Assets (Cols. 1 - 2)	
1. Bonds .....	9,946,287		9,946,287	10,619,071
2. Stocks:				
2.1 Preferred stocks .....			0	0
2.2 Common stocks .....	2,203,057		2,203,057	1,490,570
3. Mortgage loans on real estate:				
3.1 First liens .....			0	0
3.2 Other than first liens .....			0	0
4. Real estate:				
4.1 Properties occupied by the company (less \$ ..... encumbrances).....	940,877		940,877	965,808
4.2 Properties held for the production of income (less \$ ..... encumbrances) .....			0	0
4.3 Properties held for sale (less \$ ..... encumbrances) .....			0	0
5. Cash (\$ .....(986,613) ), cash equivalents (\$ .....0 ) and short-term investments (\$ .....4,719,078 ) .....	3,732,465		3,732,465	3,046,767
6. Contract loans (including \$ .....premium notes)			0	0
7. Derivatives .....			0	0
8. Other invested assets .....	0		0	0
9. Receivables for securities .....			0	0
10. Securities lending reinvested collateral assets.....			0	0
11. Aggregate write-ins for invested assets .....	0	0	0	0
12. Subtotals, cash and invested assets (Lines 1 to 11) .....	16,822,686	0	16,822,686	16,122,216
13. Title plants less \$ .....charged off (for Title insurers only)			0	0
14. Investment income due and accrued .....	62,864		62,864	69,260
15. Premiums and considerations:				
15.1 Uncollected premiums and agents' balances in the course of collection .....	312,740		312,740	262,213
15.2 Deferred premiums, agents' balances and installments booked but deferred and not yet due (including \$ .....earned but unbilled premiums).....	2,777,025		2,777,025	2,604,936
15.3 Accrued retrospective premiums .....			0	0
16. Reinsurance:				
16.1 Amounts recoverable from reinsurers .....			0	273,244
16.2 Funds held by or deposited with reinsured companies .....			0	0
16.3 Other amounts receivable under reinsurance contracts .....			0	0
17. Amounts receivable relating to uninsured plans .....			0	0
18.1 Current federal and foreign income tax recoverable and interest thereon .....			0	117,377
18.2 Net deferred tax asset.....	446,503		446,503	495,094
19. Guaranty funds receivable or on deposit .....			0	0
20. Electronic data processing equipment and software .....	113,312	106,842	6,470	18,791
21. Furniture and equipment, including health care delivery assets (\$ .....)	97,194	97,194	0	0
22. Net adjustment in assets and liabilities due to foreign exchange rates .....			0	0
23. Receivables from parent, subsidiaries and affiliates .....	41,361		41,361	0
24. Health care (\$ ..... ) and other amounts receivable.....			0	0
25. Aggregate write-ins for other than invested assets .....	30,000	0	30,000	30,000
26. Total assets excluding Separate Accounts, Segregated Accounts and Protected Cell Accounts (Lines 12 to 25)	20,703,685	204,036	20,499,649	19,993,131
27. From Separate Accounts, Segregated Accounts and Protected Cell Accounts.....			0	0
28. Total (Lines 26 and 27)	20,703,685	204,036	20,499,649	19,993,131
DETAILS OF WRITE-INS				
1101. ....				
1102. ....				
1103. ....				
1198. Summary of remaining write-ins for Line 11 from overflow page .....	0	0	0	0
1199. Totals (Lines 1101 through 1103 plus 1198)(Line 11 above)	0	0	0	0
2501. Workers Comp Deposit.....			0	0
2502. Federal Home Loan Bank.....	30,000		30,000	30,000
2503. ....				
2598. Summary of remaining write-ins for Line 25 from overflow page .....	0	0	0	0
2599. Totals (Lines 2501 through 2503 plus 2598)(Line 25 above)	30,000	0	30,000	30,000

LIABILITIES, SURPLUS AND OTHER FUNDS

	1 Current Statement Date	2 December 31, Prior Year
1. Losses (current accident year \$ ..... ) .....	1,517,267	1,168,329
2. Reinsurance payable on paid losses and loss adjustment expenses .....		0
3. Loss adjustment expenses .....	146,700	151,400
4. Commissions payable, contingent commissions and other similar charges .....	736,335	993,879
5. Other expenses (excluding taxes, licenses and fees) .....	168,427	184,797
6. Taxes, licenses and fees (excluding federal and foreign income taxes) .....	154,598	146,904
7.1 Current federal and foreign income taxes (including \$ ..... on realized capital gains (losses)) .....	54,300	0
7.2 Net deferred tax liability .....		0
8. Borrowed money \$ ..... and interest thereon \$ .....		0
9. Unearned premiums (after deducting unearned premiums for ceded reinsurance of \$ .....189,379 and including warranty reserves of \$ ..... and accrued accident and health experience rating refunds including \$ ..... for medical loss ratio rebate per the Public Health Service Act) .....	6,131,426	6,224,761
10. Advance premium .....	216,883	231,525
11. Dividends declared and unpaid:		
11.1 Stockholders .....		0
11.2 Policyholders .....		0
12. Ceded reinsurance premiums payable (net of ceding commissions) .....	149,695	197,483
13. Funds held by company under reinsurance treaties .....		0
14. Amounts withheld or retained by company for account of others .....	3,785	2,094
15. Remittances and items not allocated .....	9,477	7,289
16. Provision for reinsurance (including \$ ..... certified) .....		0
17. Net adjustments in assets and liabilities due to foreign exchange rates .....		0
18. Drafts outstanding .....		0
19. Payable to parent, subsidiaries and affiliates .....		0
20. Derivatives .....		0
21. Payable for securities .....		0
22. Payable for securities lending .....		0
23. Liability for amounts held under uninsured plans .....		0
24. Capital notes \$ .....and interest thereon \$ .....		0
25. Aggregate write-ins for liabilities .....	0	0
26. Total liabilities excluding protected cell liabilities (Lines 1 through 25) .....	9,288,893	9,308,461
27. Protected cell liabilities .....		0
28. Total liabilities (Lines 26 and 27) .....	9,288,893	9,308,461
29. Aggregate write-ins for special surplus funds .....	0	0
30. Common capital stock .....		0
31. Preferred capital stock .....		0
32. Aggregate write-ins for other than special surplus funds .....	0	0
33. Surplus notes .....		0
34. Gross paid in and contributed surplus .....		0
35. Unassigned funds (surplus) .....	11,210,756	10,684,670
36. Less treasury stock, at cost:		
36.1 ..... shares common (value included in Line 30 \$ ..... ) .....		0
36.2 ..... shares preferred (value included in Line 31 \$ ..... ) .....		0
37. Surplus as regards policyholders (Lines 29 to 35, less 36) .....	11,210,756	10,684,670
38. Totals (Page 2, Line 28, Col. 3)	20,499,649	19,993,131
DETAILS OF WRITE-INS		
2501. ....		
2502. ....		
2503. ....		
2598. Summary of remaining write-ins for Line 25 from overflow page .....	0	0
2599. Totals (Lines 2501 through 2503 plus 2598) (Line 25 above)	0	0
2901. ....		
2902. ....		
2903. ....		
2998. Summary of remaining write-ins for Line 29 from overflow page .....	0	0
2999. Totals (Lines 2901 through 2903 plus 2998) (Line 29 above)	0	0
3201. ....		
3202. ....		
3203. ....		
3298. Summary of remaining write-ins for Line 32 from overflow page .....	0	0
3299. Totals (Lines 3201 through 3203 plus 3298) (Line 32 above)	0	0

STATEMENT OF INCOME

	1 Current Year to Date	2 Prior Year to Date	3 Prior Year Ended December 31
UNDERWRITING INCOME			
1. Premiums earned:			
1.1 Direct (written \$ 6,329,252 )	6,372,628	6,662,938	13,252,283
1.2 Assumed (written \$ )	332,178	0	22,601
1.3 Ceded (written \$ )	1,518,228	1,420,355	3,253,131
1.4 Net (written \$ 6,329,252 )	5,186,578	5,242,583	10,021,753
DEDUCTIONS:			
2. Losses incurred (current accident year \$ ):			
2.1 Direct	2,014,644	2,643,473	8,928,908
2.2 Assumed	175,420	0	6,203
2.3 Ceded	16,783	390,064	3,641,898
2.4 Net	2,173,281	2,253,409	5,293,213
3. Loss adjustment expenses incurred	551,557	583,316	1,183,186
4. Other underwriting expenses incurred	2,006,743	1,816,919	3,680,593
5. Aggregate write-ins for underwriting deductions	0	0	0
6. Total underwriting deductions (Lines 2 through 5)	4,731,581	4,653,644	10,156,992
7. Net income of protected cells		0	0
8. Net underwriting gain (loss) (Line 1 minus Line 6 + Line 7)	454,997	588,939	(135,239)
INVESTMENT INCOME			
9. Net investment income earned	135,978	153,482	304,024
10. Net realized capital gains (losses) less capital gains tax of \$	(4,187)	7,988	95,624
11. Net investment gain (loss) (Lines 9 + 10)	131,791	161,470	399,648
OTHER INCOME			
12. Net gain or (loss) from agents' or premium balances charged off (amount recovered \$ amount charged off \$ )		0	0
13. Finance and service charges not included in premiums	41,074	52,875	101,067
14. Aggregate write-ins for miscellaneous income	(12,637)	(18,853)	(29,576)
15. Total other income (Lines 12 through 14)	28,437	34,022	71,491
16. Net income before dividends to policyholders, after capital gains tax and before all other federal and foreign income taxes (Lines 8 + 11 + 15)	615,225	784,431	335,900
17. Dividends to policyholders		0	0
18. Net income, after dividends to policyholders, after capital gains tax and before all other federal and foreign income taxes (Line 16 minus Line 17)	615,225	784,431	335,900
19. Federal and foreign income taxes incurred	209,177	266,800	75,817
20. Net income (Line 18 minus Line 19)(to Line 22)	406,048	517,631	260,083
CAPITAL AND SURPLUS ACCOUNT			
21. Surplus as regards policyholders, December 31 prior year	10,684,670	10,243,374	10,243,374
22. Net income (from Line 20)	406,048	517,631	260,083
23. Net transfers (to) from Protected Cell accounts		0	0
24. Change in net unrealized capital gains or (losses) less capital gains tax of \$	151,631	73,377	105,441
25. Change in net unrealized foreign exchange capital gain (loss)		0	0
26. Change in net deferred income tax	(48,591)	(49,769)	(42,374)
27. Change in nonadmitted assets	16,998	(33,594)	118,146
28. Change in provision for reinsurance		0	0
29. Change in surplus notes		0	0
30. Surplus (contributed to) withdrawn from protected cells		0	0
31. Cumulative effect of changes in accounting principles		0	157,678
32. Capital changes:			
32.1 Paid in		0	0
32.2 Transferred from surplus (Stock Dividend)		0	0
32.3 Transferred to surplus		0	0
33. Surplus adjustments:			
33.1 Paid in		0	0
33.2 Transferred to capital (Stock Dividend)		0	0
33.3 Transferred from capital		0	0
34. Net remittances from or (to) Home Office		0	0
35. Dividends to stockholders		0	0
36. Change in treasury stock		0	0
37. Aggregate write-ins for gains and losses in surplus	0	0	(157,678)
38. Change in surplus as regards policyholders (Lines 22 through 37)	526,086	507,645	441,296
39. Surplus as regards policyholders, as of statement date (Lines 21 plus 38)	11,210,756	10,751,019	10,684,670
DETAILS OF WRITE-INS			
0501.			
0502.			
0503.			
0598. Summary of remaining write-ins for Line 5 from overflow page	0	0	0
0599. TOTALS (Lines 0501 through 0503 plus 0598) (Line 5 above)	0	0	0
1401. MISC.	(12,637)	(18,853)	(29,576)
1402.		0	0
1403.		0	0
1498. Summary of remaining write-ins for Line 14 from overflow page	0	0	0
1499. TOTALS (Lines 1401 through 1403 plus 1498) (Line 14 above)	(12,637)	(18,853)	(29,576)
3701. Effect of accounting change		0	(157,678)
3702.			
3703.			
3798. Summary of remaining write-ins for Line 37 from overflow page	0	0	0
3799. TOTALS (Lines 3701 through 3703 plus 3798) (Line 37 above)	0	0	(157,678)

CASH FLOW

	1 Current Year To Date	2 Prior Year To Date	3 Prior Year Ended December 31
<b>Cash from Operations</b>			
1. Premiums collected net of reinsurance.....	4,800,084	4,611,953	9,675,455
2. Net investment income .....	222,102	224,233	462,156
3. Miscellaneous income .....	28,437	34,022	71,491
4. Total (Lines 1 to 3) .....	5,050,623	4,870,208	10,209,102
5. Benefit and loss related payments .....	1,824,343	2,668,955	5,992,054
6. Net transfers to Separate Accounts, Segregated Accounts and Protected Cell Accounts.....	0	0	0
7. Commissions, expenses paid and aggregate write-ins for deductions .....	2,769,022	2,370,384	4,569,946
8. Dividends paid to policyholders .....	0	0	0
9. Federal and foreign income taxes paid (recovered) net of \$ ..... tax on capital gains (losses).....	(59,682)	461	(73,185)
10. Total (Lines 5 through 9) .....	4,533,683	5,039,800	10,488,815
11. Net cash from operations (Line 4 minus Line 10) .....	516,940	(169,592)	(279,713)
<b>Cash from Investments</b>			
12. Proceeds from investments sold, matured or repaid:			
12.1 Bonds .....	1,063,165	1,590,072	3,740,673
12.2 Stocks .....	0	175,473	175,473
12.3 Mortgage loans .....	0	58,491	58,491
12.4 Real estate .....	0	0	0
12.5 Other invested assets .....	0	0	0
12.6 Net gains or (losses) on cash, cash equivalents and short-term investments .....	0	0	0
12.7 Miscellaneous proceeds .....	176,562	107,626	0
12.8 Total investment proceeds (Lines 12.1 to 12.7) .....	1,239,727	1,931,662	3,974,637
13. Cost of investments acquired (long-term only):			
13.1 Bonds .....	680,982	1,980,871	2,763,408
13.2 Stocks .....	560,856	175,473	175,473
13.3 Mortgage loans .....	0	0	0
13.4 Real estate .....	0	66,070	224,098
13.5 Other invested assets .....	0	0	0
13.6 Miscellaneous applications .....	1,898	0	1
13.7 Total investments acquired (Lines 13.1 to 13.6) .....	1,243,736	2,222,414	3,162,980
14. Net increase (or decrease) in contract loans and premium notes .....	0	0	0
15. Net cash from investments (Line 12.8 minus Line 13.7 and Line 14) .....	(4,009)	(290,752)	811,657
<b>Cash from Financing and Miscellaneous Sources</b>			
16. Cash provided (applied):			
16.1 Surplus notes, capital notes .....	0	0	0
16.2 Capital and paid in surplus, less treasury stock.....	0	0	0
16.3 Borrowed funds .....	0	0	0
16.4 Net deposits on deposit-type contracts and other insurance liabilities .....	0	0	0
16.5 Dividends to stockholders .....	0	0	0
16.6 Other cash provided (applied).....	172,767	(299,110)	(209,669)
17. Net cash from financing and miscellaneous sources (Line 16.1 through Line 16.4 minus Line 16.5 plus Line 16.6) .....	172,767	(299,110)	(209,669)
<b>RECONCILIATION OF CASH, CASH EQUIVALENTS AND SHORT-TERM INVESTMENTS</b>			
18. Net change in cash, cash equivalents and short-term investments (Line 11, plus Lines 15 and 17) .....	685,698	(759,454)	322,275
19. Cash, cash equivalents and short-term investments:			
19.1 Beginning of year.....	3,046,767	2,724,492	2,724,492
19.2 End of period (Line 18 plus Line 19.1) .....	3,732,465	1,965,038	3,046,767

## NOTES TO FINANCIAL STATEMENTS

### NOTE I - SUMMARY OF SIGNIFICANT ACCOUNTING POLICIES

A. The financial statements of Mennonite Mutual Insurance Company are presented on the basis of accounting practices prescribed or permitted by the Ohio Insurance Department.

The Ohio Insurance Department recognizes only statutory accounting practices prescribed or permitted by the State of Ohio for determining and reporting the financial condition and results of operations of an insurance company, for determining its solvency under the Ohio Insurance Commissioners ("NAIC") Accounting Practices and Procedures Manual version effective January 1, 2001 ("NAIC SAP") has been adopted as a component of prescribed or permitted practices by the State of Ohio.

A reconciliation of the Company's net income and capital and surplus between NAIC SAP and practices prescribed and permitted by the State of ABC is shown below:

	State of Domicile	2013	2012
(1) Net Income ABC state basis	OH	406,048	517,631
(2) State Prescribed Practices (Income): Depreciation of fixed assets			
(3) State Permitted Practices (Income): Depreciation, home office property.			
3 (4) Net Income, NAIC SAP		406,048	517,631
(5) Statutory Surplus ABC basis		11,210,756	10,751,019
(6) State Prescribed Practices (Surplus): Goodwill, net Fixed Assets, net			
(7) State Permitted Practices (Surplus): Home Office Property			
(8) Statutory Surplus, NAIC SAP		<b>11,210,756</b>	<b>10,751,019</b>

### B. Use of Estimates in the Preparation of Financial Statements

The preparation of financial statements in conformity with Statutory Accounting Principles requires management to make estimates and assumptions that affect the reported amounts of assets and liabilities at the date of the financial statements and the reported amounts of revenue and expenses during the period. Actual results could differ from those estimates.

### C. Accounting Policy

Premiums are earned over the terms of the related insurance policies and reinsurance contracts. Unearned premium reserves are established to cover the unexpired portion of premiums written. Such reserves are computed by pro rata methods for direct business and are based on reports received from ceding companies for reinsurance.

Expenses incurred in connection with acquiring new insurance business, including such acquisition costs as sales commissions, are charged to operations as incurred. Expenses incurred are reduced for ceding allowances received or receivable.

Reinsurance recoverables are estimates of paid and unpaid losses collectible from the Company's reinsurers. The amounts ultimately collected may be more or less than these estimates. Any adjustments of these estimates is reflected in income as they are determined. The Company periodically reviews the financial condition of its reinsurers and amounts recoverable therefrom, recording an allowance when necessary for uncollectible reinsurance.

## NOTES TO FINANCIAL STATEMENTS

The capitalization policy for fixed assets has not changed from prior year.

In addition the Company uses the following accounting policies:

1. Short-Term investments are stated at cost, which is also their fair value.
2. Bonds are stated at amortized cost using the interest method unless required by the NAIC to be carried at fair value.
3. Common stocks are stated at fair value except the stock of its uncombined subsidiary is carried on the equity basis.
4. Preferred stocks are stated at fair value.
5. Mortgage loans - are valued at unpaid balance.
6. Loan backed securities are stated at amortized cost using the interest method unless required by the NAIC to be carried at fair value.
7. Investments in Subsidiary, Controlled and Affiliated Entities  
The Company carries Orrville Insurance Agency, Inc. at GAAP equity.
8. Joint Ventures, Partnerships, and Limited Liability Companies - N/A
9. Derivatives - N/A
10. The Company anticipates investment income as a factor in the premium deficiency calculation
11. Unpaid Claims, Losses and Loss Adjusting Expenses

Unpaid losses and loss adjustment expenses including an amount determined from individual case estimates and loss reports and an amount, based on past experience, for losses incurred but not reported. Such liabilities are necessarily based on assumptions and estimates and while management believes the amount is adequate, the ultimate liability may be in excess of or less than the amount provided. The methods for making such estimates and for establishing the resulting liability are continually reviewed, and any adjustments are reflected in the period determined.

12. Capitalization policy - no change
13. Pharmaceutical rebate receivables - N/A

### NOTE 2 - ACCOUNTING CHANGES AND CORRECTIONS OF ERRORS

A. (Description of above other than results from codification)

B. The Company prepares its statutory financial statements in conformity with accounting practices prescribed or permitted by the State of Ohio. Effective January 1, 2001, the State of Ohio required that insurance companies domiciled in the State of Ohio prepare their statutory basis financial statements in accordance with the NAIC Accounting

Practices Procedures Manual - Version effective January 1, 2001, subject to any deviations prescribed or p the State of Ohio Insurance Commisssioners.

As a result of these changes, the Company reported a change of accounting principle, as an adjustment which increased unassigned funds of \$95,541 as of January 1, 2001. Included in this total adjustment is an increase in unassigned funds of approximately \$95,541 related to deferred tax assets.

### NOTE 3 - BUSINESS COMBINATIONS AND GOODWILL - N/A

### NOTE 4 - DISCONTINUED OPERATIONS - N/A

### NOTE 5 - INVESTMENTS

## NOTES TO FINANCIAL STATEMENTS

A. Mortgage Loans - N/A

B. Debt Restructuring - N/A

C. Reverse Mortgages - N/A

D. Loan Backed and Structured Securities -

Prepayment assumptions for mortgage-backed/loan-backed and structured securities were obtained from broker dealer survey values or internal estimates. No OTTI recognized.

E. Repurchase, Reverse Repurchase, and Dollar Repurchase Agreements

For repurchase agreements, Company policies require a minimum of 102% of the fair value of securities purchased under repurchase agreements to be maintained as collateral. Cash collateral received is invested in short-term investments and the offsetting collateral liability is included in "Miscellaneous liabilities".

F. Real Estate

G. Investment in low income Housing

NOTE 6 - INVESTMENTS IN JOINT VENTURES, PARTNERSHIPS, AND LLC'S - N/A

NOTE 7 - INVESTMENT INCOME - N/A

NOTE 8 – DERIVATIVES – N/A

NOTE 9 - INCOME TAXES

MENNONITE MUTUAL INSURANCE COMPANY  
Income Tax Disclosures Required under SSAP 101  
June 30, 2013

Note 9 - Income Taxes

A. The components of the net deferred tax asset/(liability) at June 30 are as follows:

1.

	June 30, 2013			December 31, 2012			Change		
	Ordinary	Capital	Total	Ordinary	Capital	Total	Ordinary	Capital	Total
(a) Gross deferred tax assets	595,537	0	595,537	592,572	0	592,572	2,965	0	2,965
(b) Statutory valuation allowance adjustments	0	0	0	0	0	0	0	0	0
(c) Adjusted gross deferred tax assets (1a - 1b)	595,537	0	595,537	592,572	0	592,572	2,965	0	2,965
(d) Deferred Tax Assets Nonadmitted	0	0	0	0	0	0	0	0	0
(e) Subtotal Net Admitted Deferred Tax Asset (1c - 1d)	595,537	0	595,537	592,572	0	592,572	2,965		2,965
(f) Deferred Tax Liabilities	21,723	127,311	149,034	21,723	75,755	97,478	0	51,556	51,556



## NOTES TO FINANCIAL STATEMENTS

(g) Net admitted  
deferred tax  
asset/(Net Deferred  
Tax Liability)  
(1e - 1f)

573,814 (127,311) 446,503

570,849 (75,755) 495,094

2,965 (51,556) (48,591)

## 2. Deferred tax assets:

	06/30/2013	12/31/2012	Change
(a) Ordinary:			
(1) Discounting of unpaid losses	41,866	33,748	8,118
(2) Unearned premium reserve	432,329	439,523	(7,194)
(3) Policyholder reserves	0	0	0
(4) Investments	0	0	0
(5) Guaranty fund accrual	0	0	0
(6) Policyholder dividends accrual	0	0	0
(7) Fixed assets	0	0	0
(8) Compensation and benefits accrual	0	0	0
(9) Pension accrual	0	0	0
(10) Receivables - nonadmitted	0	0	0
(11) Net operating loss carry-forward	0	0	0
(12) Tax credit carry-forward	0	0	0
(13) Other (including items <5% of total ordinary tax assets)	43,432	41,392	2,040
(14) Other assets – nonadmitted	77,910	77,910	0
(99) Subtotal	595,537	592,573	2,964
(b) Statutory valuation allowance adjustment	0	0	0
(c) Nonadmitted	0	0	0
(d) Admitted ordinary deferred tax assets (2a99-2b-2c)	595,537	592,573	2,964
(e) Capital			
(1) Investments	0	0	0
(2) Net capital loss carry-forward	0	0	0
(3) Real estate	0	0	0
(4) Other (including items <5% of total capital tax assets)	0	0	0
(99) Subtotal	0	0	0
(f) Statutory valuation allowance adjustment	0	0	0
(g) Nonadmitted	0	0	0
(h) Admitted capital deferred tax assets (2e99-2f-2g)	0	0	0
(i) Admitted deferred tax assets (2d+2h)	595,537	592,573	2,964

## NOTES TO FINANCIAL STATEMENTS

## 3. Deferred tax liabilities:

	06/30/2013	12/31/2012	Change
(a) Ordinary:			
(1) Investments	2,755	2,755	0
(2) Fixed assets	18,968	18,968	0
(3) Deferred and uncollected premiums	0	0	0
(4) Policyholder reserves	0	0	0
(5) Other (including items <5% of total ordinary tax liabilities)	0	0	0
(6) Additional acquisition costs-installment premiums	0	(1)	1
(7) Discount of accrued salvage and subrogation	0	0	0
(8) Guaranty funds receivable	0	0	0
(99) Subtotal	21,723	21,722	1
(b) Capital			
(1) Investments	127,311	75,755	51,556
(2) Real estate	0	0	0
(3) Other (including items <5% of total capital tax liabilities)	0	0	0
(99) Subtotal	127,311	75,755	51,557
(c) Deferred tax liabilities (3a99+3b99)	149,034	97,477	51,557

4. Net deferred tax assets/liabilities (2i-3c) 446,503 495,096 (48,593)

NOTE 10 - INFORMATION CONCERNING PARENTS, SUBSIDIARIES, AND AFFILIATES

All outstanding shares of the Orrville Insurance Agency are owned by the Mennonite Mutual Insurance Company domiciled in the state of Ohio.

NOTE 11 - DEBT - N/ANOTE 12 - BENEFIT PLANS

## NOTES TO FINANCIAL STATEMENTS

The Company has provided its employees with a 401 (K) retirement plan. The company also makes an additional contribution each year for all qualified employees.

### NOTE 13 - CAPITAL AND SURPLUS AND SHAREHOLDERS' AND POLICYHOLDERS' DIVIDEND RESTRICTIONS

1. N/A
2. The Company has no preferred stock outstanding.
3. N/A
4. N/A
5. There were no restrictions placed on the Company's surplus, including for whom the surplus is being held.
6. N/A
7. N/A
8. N/A
9. The portion of unassigned funds (surplus) represented or reduced by each item below is as follows:

1. unrealized gains and losses:	151,631
2. nonadmitted asset values:	16,998
3. provision for reinsurance:	0

10. N/A

### NOTE 14 - CONTINGENCIES

#### A. Liabilities, Contingencies and Impairment of Assets

Various lawsuits against the Company regarding questions of coverage have arisen in the course of the Company's business. Contingent liabilities arising from litigation and other matters are not considered material in relation to the financial position of the Company.

#### B. Guarantee Fund and Other Assessments

#### C. Gain Contingencies

#### D. All Other

### NOTE 15 - LEASES - N/A

### NOTE 16 - FINANCIAL INSTRUMENTS AND OFF-BALANCE SHEET RISK - N/A

### NOTE 17 - TRANSFERS AND SERVICING OF FINANCIAL ASSETS AND EXTINGUISHMENTS OF LIABILITIES - N/A

### NOTE 18 - UNINSURED PLANS - NA

### NOTE 19 - MANAGING GENERAL AGENTS/THIRD PARTY ADMINISTRATORS - NA

### NOTE 20 – FAIR VALUE MEASUREMENT

Fair values are based on quoted market prices when available. The Company's financial assets and liabilities carried at fair value have been classified, for disclosure purposes, based on Statutory Accounting Principle No. 100, Fair Value Measurements. Level 1 inputs consist of unadjusted quoted prices for identical assets and liabilities in active markets

## NOTES TO FINANCIAL STATEMENTS

accessible at the measurement date. Level 2 inputs consist of quoted prices for similar assets and liabilities in active markets, quoted prices from those willing to trade markets that are not active, or other inputs that are observable or can be confirmed by market data for the term of the instrument. Level 3 inputs consist of unobservable inputs ( supported by little or no market activity ) and reflect the Company's best estimate of what hypothetical market participants would use to determine a transaction price for the asset or liability at the reporting date.

The following table provides information as of June 30, 2013 about the Company's financial assets measured at fair value on a recurring basis:

Fair Value Hierarchy - Note 20 A. (1)

## MENNONITE MUTUAL INSURANCE COMPANY

Year to Date as of: June 30, 2013

Description for each class of Asset or Liability

	(Level 1)	(Level 2)	(Level 3)	Total
a. Assets at Fair Value				
Common Stock				
INDUSTRIAL & MISCELLANEOUS	2,135,364	67,593	0	2,202,957
PARENTS, SUBSIDIARIES AND AFFILIATES	0	0	100	100
Total Common Stock:	2,135,364	67,593	100	2,203,057
Total a. Assets at Fair Value:	2,135,364	67,593	100	2,203,057
Total MENNONITE MUTUAL INSURANCE COMPANY:	2,135,364	67,593	100	2,203,057

Level 1 Transfers - Details

## MENNONITE MUTUAL INSURANCE COMPANY -

Year to Date as of: June 30, 2013

	Current Fair Value	Transfers into Level 1 from Level 2	Transfers out of Level 1 to Level 2	Comments
N/A	0	0	0	
Total Assets MENNONITE MUTUAL INSURANCE COMPANY:	0	0	0	

Fair Value Measurements - Level 3

Reconciliation

MENNONITE MUTUAL INSURANCE  
COMPANY

Year to Date as of: June 30, 2013

Description	Beginning Balance at 01/01/2013	Transfers into Level 3	Transfer s out of Level 3	Total gains and (losses) include d in Net Income	Total gains and (losses) Include d in Surplus	Purcha ses	Issuanc es	Sales	Settlements	Ending Balance at 06/30/2013
-------------	---------------------------------------	------------------------------	------------------------------------	---	---	---------------	---------------	-------	-------------	------------------------------------

## NOTES TO FINANCIAL STATEMENTS

## a. ASSETS

## Common Stock

PARENTS, SUBSIDIARIES AND AFFILIATES	100.00	0.00	0.00	0.00	0.00	0.00	0.00	0.00	0.00	100.00
Total a. ASSETS:	100.00	0.00	0.00	0.00	0.00	0.00	0.00	0.00	0.00	100.00
Total MENNONITE MUTUAL INSURANCE COMPANY:	100.00	0.00	0.00	0.00	0.00	0.00	0.00	0.00	0.00	100.00

## Aggregate Fair Value by Hierarchical Level

## MENNONITE MUTUAL INSURANCE COMPANY

Year to Date as of: June 30, 2013

Type of Financial Instrument	Aggregate Fair Value	Admitted Assets	(Level 1)	(Level 2)	(Level 3)	Not Practicable (Carrying Value)
Bond	8,094,858	8,001,990	7,599,690	0.00	0.00	506,597
CMO	1,571,617	1,552,618	1,571,617	0.00	0.00	0.00
MBS	394,216	391,679	394,216	0.00	0.00	0.00
Common Stock	2,203,057	2,203,057	2,135,364	67,593.	100	0.00
Short Term	4,719,078	4,719,078	0.00	0.00	0.00	4,719,078
Total Assets MENNONITE MUTUAL INSURANCE COMPANY:	16,982,524	16,868,422	11,700,886	67,593.00	100.00	5,225,675

## Not Practicable to Estimate Fair Value Detail

## MENNONITE MUTUAL INSURANCE COMPANY

Year to Date as of: June 30, 2013

Type or Class of Financial Instrument

	Carrying Value	Effective Interest Rate	Maturity Date
Total Short Term:		4,719,078	12/30/2013
Total Assets MENNONITE MUTUAL INSURANCE COMPANY:		4,719,078	

NOTE 21 – OTHER ITEMS - N/ANOTE 22 – EVENTS SUBSEQUENT - N/ANOTE 23 - REINSURANCEA. Unsecured reinsurance recoverables in excess of 3% of surplusB. Reinsurance Recoverable in Dispute

## NOTES TO FINANCIAL STATEMENTS

C. Reinsurance Assumed and Ceded

	ASSUMED REINSURANCE		CEDED REINSURANCE NET			
	(1)	(2)	(3)	(4)	(5)	(6)
	Premium Reserve	Commission Equity	Premium Reserve	Commission Equity	Premium Reserve	Commission Equity
1. Affiliates						
2. All Other	\$14,269	\$5,708	\$189,379	\$56,814	(\$163,017)	(\$51,106)
3. Total	\$14,269	\$5,708	\$189,379	\$56,814	( \$163,017)	(\$51,106)
4. Direct Unearned Premium reserve	\$ 6,306,536					

D. Uncollectible Reinsurance - N/AE. Commutation of Ceded Reinsurance - NAF. Retroactive Reinsurance - N/ANOTE 24 - RETROSPECTIVELY RATED CONTRACTS - N/ANOTE 25- CHANGES IN INCURRED LOSSES AND LAE

The estimated cost of loss and loss adjustment expenses (LAE) attributable to insured events of prior years decreased by 384,601 during 2012. Increases or decreases of this nature occur as the result of claim settlements during the current year, and as additional information is received regarding individual claims, causing changes from the original estimates of the cost of these claims.

	2012 Calendar Year Losses & LAE Incurred	2011 Loss Year Losses & LAE Incurred Sch. P – Part 1	Total Shortage (Redundancy)	Loss & DCC Shortage (Redundancy) Sch. P – Part 2	Impact of AO on Total Shortage (Redundancy)
Net Losses Incurred Page 4, Col. 1, Line 2	5,293,213				
Net LAE Incurred Page 4, Col. 1, Line 3	1,183,186				
	6,476,399				
Sch. P Part 1 Summary Col 28, Line 11		6,861,000	(384,601)	(375,000)	(9,601)
ROLLFORWARD					
Unpaid losses & LAE At Beginning of Year	1,754,126				
Losses & LAE incurred in current year:					
For current year losses And LAE (Sch. P Part 1)	6,861,000				
For prior year losses & defence Cost containment expenses (Sch. P Part 2)	(375,000)				
For prior year adjusting & Other expenses	(9,601)				
Income Statement Col 1, Lines 2 and 3	6,476,399				

NOTE 26 - INTERCOMPANY POOLING ARRANGEMENTS - NANOTE 27 - STRUCTURED SETTLEMENTS - N/A

## NOTES TO FINANCIAL STATEMENTS

NOTE 28 – HEALTH CARE RECEIVABLES - N/A

NOTE 29 – PARTICIPATING POLICIES - N/A

NOTE 30 – PREMIUM DEFICIENCY RESERVES -

	<u>Fire</u>	<u>HO/FO</u>	<u>CMP</u>	<u>G/L</u>	<u>CAP</u>	<u>Total</u>
Unearned premium reserve at 12/31/12	884,827	3,139,060	1,570,499	309,807	320,568	6,224,761
Anticipated loss and adjusting (5 year average)	-450,104	-2,176,504	-877,135	-80,662	-131,607	-3,716,012
Acquisition costs (at renewal)	0	0	0	0	0	0
Policy maintenance cost (10.0% estimate)	-88,483	-313,906	-157,050	-30,981	-32,057	-622,477
If negative - deficiency	346,240	648,650	536,314	198,164	156,904	1,886,272
Net earned premium 2008	1,295	5,762	1,303	450	487	
Net earned premium 2009	1,359	6,014	1,349	471	464	
Net earned premium 2010	1,449	6,071	1,432	531	515	
Net earned premium 2011	1,498	6,360	1,793	533	555	
Net earned premium 2012	1,417	5,499	2,028	500	578	
	7,018	29,706	7,905	2,472	2,599	
Net incurred loss & lae 2008	557	3,529	415	81	156	
Net incurred loss & lae 2009	875	3,561	681	45	143	
Net incurred loss & lae 2010	726	4,426	923	31	197	
Net incurred loss & lae 2011	639	4,933	1,186	75	256	
Net incurred loss & lae 2012	773	4,148	1,120	415	315	
	3,570	20,597	4,415	647	1,067	

## Note 30

The Company evaluated the need to record a premium deficiency reserve as of the end of the year and determined a reserve was not required. This evaluation was completed subsequent to year end. The Company does not anticipate investment income when evaluating the need for premium deficiency reserves.

NOTE 31 – HIGH DEDUCTIBLES – N/A

NOTE 32 – DISCOUNTING OF LIABILITIES FOR UNPAID LOSSES AND LAE - N/A

NOTE 33 - ASBESTOS AND ENVIRONMENTAL CLAIMS

A. Does the Company have on the books, or has it ever written an insured for which you have identified a potential for the existence of a liability due to asbestos losses? Yes ( ) No ( X )

NOTE 34 - SUBSCRIBER SAVINGS ACCOUNTS – N/A

## NOTES TO FINANCIAL STATEMENTS

NOTE 35 – MULTIPLE PERIL CROP INSURANCE – N/A

NOTE 36 – FINANCIAL GUARANTY INSURANCE - NA



GENERAL INTERROGATORIES

PART 1 - COMMON INTERROGATORIES  
GENERAL

- 1.1

Did the reporting entity experience any material transactions requiring the filing of Disclosure of Material Transactions with the State of Domicile, as required by the Model Act? .....

Yes [ ] No [X]
- 1.2

If yes, has the report been filed with the domiciliary state? .....

Yes [ ] No [ ]
- 2.1

Has any change been made during the year of this statement in the charter, by-laws, articles of incorporation, or deed of settlement of the reporting entity? .....

Yes [ ] No [X]
- 2.2

If yes, date of change: .....
- 3.1

Have there been any substantial changes in the organizational chart since the prior quarter end? .....

Yes [ ] No [X]
- 3.2

If the response to 3.1 is yes, provide a brief description of those changes.  
.....

- 4.1

Has the reporting entity been a party to a merger or consolidation during the period covered by this statement? .....

Yes [ ] No [X]
- 4.2

If yes, provide the name of entity, NAIC Company Code, and state of domicile (use two letter state abbreviation) for any entity that has ceased to exist as a result of the merger or consolidation.

1	2	3
Name of Entity	NAIC Company Code	State of Domicile

5.

If the reporting entity is subject to a management agreement, including third-party administrator(s), managing general agent(s), attorney-in-fact, or similar agreement, have there been any significant changes regarding the terms of the agreement or principals involved? .....

If yes, attach an explanation.

Yes [ ] No [X] NA [ ]
- 6.1

State as of what date the latest financial examination of the reporting entity was made or is being made. ....

12/31/2007
- 6.2

State the as of date that the latest financial examination report became available from either the state of domicile or the reporting entity. This date should be the date of the examined balance sheet and not the date the report was completed or released. ....

12/31/2007
- 6.3

State as of what date the latest financial examination report became available to other states or the public from either the state of domicile or the reporting entity. This is the release date or completion date of the examination report and not the date of the examination (balance sheet date). ....

02/23/2009
- 6.4

By what department or departments?  
Ohio Department of Insurance.....
- 6.5

Have all financial statement adjustments within the latest financial examination report been accounted for in a subsequent financial statement filed with Departments? .....

Yes [X] No [ ] NA [ ]
- 6.6

Have all of the recommendations within the latest financial examination report been complied with?.....

Yes [X] No [ ] NA [ ]
- 7.1

Has this reporting entity had any Certificates of Authority, licenses or registrations (including corporate registration, if applicable) suspended or revoked by any governmental entity during the reporting period?.....

Yes [ ] No [X]
- 7.2

If yes, give full information:  
.....
- 8.1

Is the company a subsidiary of a bank holding company regulated by the Federal Reserve Board?.....

Yes [ ] No [X]
- 8.2

If response to 8.1 is yes, please identify the name of the bank holding company.  
.....
- 8.3

Is the company affiliated with one or more banks, thrifts or securities firms?.....

Yes [ ] No [X]
- 8.4

If response to 8.3 is yes, please provide below the names and location (city and state of the main office) of any affiliates regulated by a federal regulatory services agency [i.e. the Federal Reserve Board (FRB), the Office of the Comptroller of the Currency (OCC), the Federal Deposit Insurance Corporation (FDIC) and the Securities Exchange Commission (SEC)] and identify the affiliate's primary federal regulator.]

1	2	3	4	5	6
Affiliate Name	Location (City, State)	FRB	OCC	FDIC	SEC

GENERAL INTERROGATORIES

- 9.1

Are the senior officers (principal executive officer, principal financial officer, principal accounting officer or controller, or persons performing similar functions) of the reporting entity subject to a code of ethics, which includes the following standards?.....

Yes ☒ No ☐
- (a) Honest and ethical conduct, including the ethical handling of actual or apparent conflicts of interest between personal and professional relationships;

(b) Full, fair, accurate, timely and understandable disclosure in the periodic reports required to be filed by the reporting entity;

(c) Compliance with applicable governmental laws, rules and regulations;

(d) The prompt internal reporting of violations to an appropriate person or persons identified in the code; and

(e) Accountability for adherence to the code.
- 9.11

If the response to 9.1 is No, please explain:

.....
- 9.2

Has the code of ethics for senior managers been amended?.....

Yes ☐ No ☒
- 9.21

If the response to 9.2 is Yes, provide information related to amendment(s).

.....
- 9.3

Have any provisions of the code of ethics been waived for any of the specified officers?.....

Yes ☐ No ☒
- 9.31

If the response to 9.3 is Yes, provide the nature of any waiver(s).

.....

FINANCIAL

- 10.1

Does the reporting entity report any amounts due from parent, subsidiaries or affiliates on Page 2 of this statement?.....

Yes ☒ No ☐
- 10.2

If yes, indicate any amounts receivable from parent included in the Page 2 amount: .....\$ .....41,361

INVESTMENT

- 11.1

Were any of the stocks, bonds, or other assets of the reporting entity loaned, placed under option agreement, or otherwise made available for use by another person? (Exclude securities under securities lending agreements.) .....

Yes ☐ No ☒
- 11.2

If yes, give full and complete information relating thereto:

.....
12.

Amount of real estate and mortgages held in other invested assets in Schedule BA: .....\$ .....
13.

Amount of real estate and mortgages held in short-term investments: .....\$ .....
- 14.1

Does the reporting entity have any investments in parent, subsidiaries and affiliates? .....

Yes ☒ No ☐
- 14.2

If yes, please complete the following:

		1		2
		Prior Year-End		Current Quarter
		Book/Adjusted		Book/Adjusted
		Carrying Value		Carrying Value
14.21	Bonds .....	\$ .....	\$ .....	
14.22	Preferred Stock .....	\$ .....	\$ .....	
14.23	Common Stock .....	\$ .....100	\$ .....100	
14.24	Short-Term Investments .....	\$ .....	\$ .....	
14.25	Mortgage Loans on Real Estate .....	\$ .....	\$ .....	
14.26	All Other .....	\$ .....	\$ .....	
14.27	Total Investment in Parent, Subsidiaries and Affiliates (Subtotal Lines 14.21 to 14.26).....	\$ .....100	\$ .....100	
14.28	Total Investment in Parent included in Lines 14.21 to 14.26 above ....	\$ .....	\$ .....	
- 15.1

Has the reporting entity entered into any hedging transactions reported on Schedule DB? .....

Yes ☐ No ☒
- 15.2

If yes, has a comprehensive description of the hedging program been made available to the domiciliary state? .....

Yes ☐ No ☐

If no, attach a description with this statement.

GENERAL INTERROGATORIES

16. For the reporting entity's security lending program, state the amount of the following as of the current statement date:
- 16.1 Total fair value of reinvested collateral assets reported on Schedule DL, Parts 1 and 2.....

16.2 Total book adjusted/carrying value of reinvested collateral assets reported on Schedule DL, Parts 1 and 2.....

16.3 Total payable for securities lending reported on the liability page.....
- \$ .....

\$ .....

\$ .....

17. Excluding items in Schedule E - Part 3 - Special Deposits, real estate, mortgage loans and investments held physically in the reporting entity's offices, vaults or safety deposit boxes, were all stocks, bonds and other securities, owned throughout the current year held pursuant to a custodial agreement with a qualified bank or trust company in accordance with Section 1, III – General Examination Considerations, F. Outsourcing of Critical Functions, Custodial or Safekeeping Agreements of the NAIC Financial Condition Examiners Handbook?.....
- Yes [X] No [ ]

- 17.1 For all agreements that comply with the requirements of the NAIC Financial Condition Examiners Handbook, complete the following:

1 Name of Custodian(s)	2 Custodian Address
Wayne Savings Community Bank.....	Wooster, Ohio.....
Manufactures and Traders Trust Co.....	Baltimore, Md.....

- 17.2 For all agreements that do not comply with the requirements of the NAIC Financial Condition Examiners Handbook, provide the name, location and a complete explanation:

1 Name(s)	2 Location(s)	3 Complete Explanation(s)

- 17.3 Have there been any changes, including name changes, in the custodian(s) identified in 17.1 during the current quarter? .....
- Yes [ ] No [X]

- 17.4 If yes, give full and complete information relating thereto:

1 Old Custodian	2 New Custodian	3 Date of Change	4 Reason

- 17.5 Identify all investment advisors, broker/dealers or individuals acting on behalf of broker/dealers that have access to the investment accounts, handle securities and have authority to make investments on behalf of the reporting entity:

1 Central Registration Depository	2 Name(s)	3 Address

- 18.1 Have all the filing requirements of the Purposes and Procedures Manual of the NAIC Securities Valuation Office been followed? .....
- Yes [X] No [ ]

- 18.2 If no, list exceptions:
- .....

## GENERAL INTERROGATORIES

## PART 2

## PROPERTY & CASUALTY INTERROGATORIES

- If yes, attach an explanation.

- If yes, attach an explanation.

- 3.2 If yes, give full and complete information thereto

- 4.1 Are any of the liabilities for unpaid losses and loss adjustment expenses other than certain workers' compensation tabular reserves (see Annual Statement Instructions pertaining to disclosure of discounting for definition of "tabular reserves,") discounted at a rate of interest greater than zero? ..... Yes [ ] No [X]

- 4.2 If yes, complete the following schedule:

[illegible]

- |                           |  |                  |
|---------------------------|--|------------------|
| 5. Operating Percentages: |  |                  |
| 5.1                       | A&H loss percent.....  | %                |
| 5.2                       | A&H cost containment percent .....   | %                |
| 5.3                       | A&H expense percent excluding cost containment expenses .....                          | %                |
| 6.1                       | Do you act as a custodian for health savings accounts?                                 | Yes [ ] No [ X ] |
| 6.2                       | If yes, please provide the amount of custodial funds held as of the reporting date.    | \$.....          |
| 6.3                       | Do you act as an administrator for health savings accounts?                            | Yes [ ] No [ X ] |
| 6.4                       | If yes, please provide the balance of the funds administered as of the reporting date. | \$.....          |



SCHEDULE T - EXHIBIT OF PREMIUMS WRITTEN

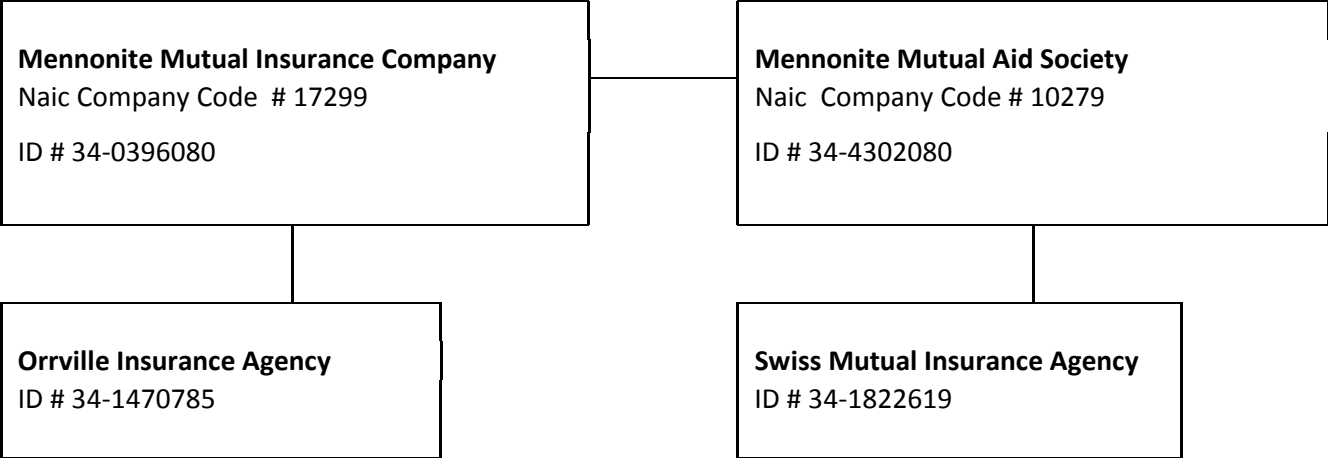
Current Year to Date - Allocated by States and Territories							
States, etc.	1	Direct Premiums Written		Direct Losses Paid (Deducting Salvage)		Direct Losses Unpaid	
		2	3	4	5	6	7
	Active Status	Current Year To Date	Prior Year To Date	Current Year To Date	Prior Year To Date	Current Year To Date	Prior Year To Date
1. Alabama	AL		0		0		0
2. Alaska	AK		0		0		0
3. Arizona	AZ		0		0		0
4. Arkansas	AR		0		0		0
5. California	CA		0		0		0
6. Colorado	CO		0		0		0
7. Connecticut	CT		0		0		0
8. Delaware	DE		0		0		0
9. Dist. Columbia	DC		0		0		0
10. Florida	FL		0		0		0
11. Georgia	GA		0		0		0
12. Hawaii	HI		0		0		0
13. Idaho	ID		0		0		0
14. Illinois	IL		0		0		0
15. Indiana	IN	818,981	422,470	349,958	148,479	70,343	308,630
16. Iowa	IA		0		0		0
17. Kansas	KS		0		0		0
18. Kentucky	KY		0		0		0
19. Louisiana	LA		0		0		0
20. Maine	ME		0		0		0
21. Maryland	MD		0		0		0
22. Massachusetts	MA		0		0		0
23. Michigan	MI		0		0		0
24. Minnesota	MN		0		0		0
25. Mississippi	MS		0		0		0
26. Missouri	MO		0		0		0
27. Montana	MT		0		0		0
28. Nebraska	NE		0		0		0
29. Nevada	NV		0		0		0
30. New Hampshire	NH		0		0		0
31. New Jersey	NJ		0		0		0
32. New Mexico	NM		0		0		0
33. New York	NY		0		0		0
34. No. Carolina	NC		0		0		0
35. No. Dakota	ND		0		0		0
36. Ohio	OH	5,510,271	6,044,924	2,228,445	2,549,980	1,489,852	1,612,051
37. Oklahoma	OK		0		0		0
38. Oregon	OR		0		0		0
39. Pennsylvania	PA		0		0		0
40. Rhode Island	RI		0		0		0
41. So. Carolina	SC		0		0		0
42. So. Dakota	SD		0		0		0
43. Tennessee	TN		0		0		0
44. Texas	TX		0		0		0
45. Utah	UT		0		0		0
46. Vermont	VT		0		0		0
47. Virginia	VA		0		0		0
48. Washington	WA		0		0		0
49. West Virginia	WV		0		0		0
50. Wisconsin	WI		0		0		0
51. Wyoming	WY		0		0		0
52. American Samoa	AS		0		0		0
53. Guam	GU		0		0		0
54. Puerto Rico	PR		0		0		0
55. U.S. Virgin Islands	VI		0		0		0
56. Northern Mariana Islands	MP		0		0		0
57. Canada	CAN		0		0		0
58. Aggregate Other Alien	OT XXX	0	0	0	0	0	0
59. Totals	(a) 0	6,329,252	6,467,394	2,578,403	2,698,459	1,560,195	1,920,681
DETAILS OF WRITE-INS							
58001.	XXX		0		0		0
58002.	XXX		0		0		0
58003.	XXX		0		0		0
58998. Summary of remaining write-ins for Line 58 from overflow page.	XXX	0	0	0	0	0	0
58999. Totals (Lines 58001 through 58003 plus 58998) (Line 58 above)	XXX	0	0	0	0	0	0

(L) Licensed or Chartered - Licensed Insurance Carrier or Domiciled RRG; (R) Registered - Non-domiciled RRGs; (Q) Qualified - Qualified or Accredited Reinsurer; (E) Eligible - Reporting Entities eligible or approved to write Surplus Lines in the state; (N) None of the above - Not allowed to write business in the state.

(a) Insert the number of L responses except for Canada and Other Alien.  
All of the premiums with respect to every kind of insurance transacted are allocated to the state in which the property or insured is located. Losses are allocated to the state in which the premium was allocated.

SCHEDULE Y - INFORMATION CONCERNING ACTIVITIES OF INSURER MEMBERS OF A HOLDING COMPANY GROUP  
PART 1 - ORGANIZATIONAL CHART

MENNONITE MUTUAL GROUP  
ORGANIZATIONAL CHART  
Naic Group Code # 4780



1. Both companies and agencies are controlled by a common board of directors and officers.

## STATEMENT AS OF JUNE 30, 2013 OF THE MENNONITE MUTUAL INSURANCE COMPANY

## SCHEDULE Y PART 1A - DETAIL OF INSURANCE HOLDING COMPANY SYSTEM

[illegible]



PART 1 - LOSS EXPERIENCE

Line of Business		Current Year to Date			4 Prior Year to Date Direct Loss Percentage
		1 Direct Premiums Earned	2 Direct Losses Incurred	3 Direct Loss Percentage	
1.	Fire .....	831,575	220,011	26.5	37.1
2.	Allied lines .....			0.0	0.0
3.	Farmowners multiple peril .....	2,430,253	574,509	23.6	34.5
4.	Homeowners multiple peril .....	591,468	477,451	80.7	44.6
5.	Commercial multiple peril .....	1,699,454	567,657	33.4	47.9
6.	Mortgage guaranty .....			0.0	0.0
8.	Ocean marine .....			0.0	0.0
9.	Inland marine .....			0.0	0.0
10.	Financial guaranty .....			0.0	0.0
11.1	Medical professional liability - occurrence .....			0.0	0.0
11.2	Medical professional liability – claims made .....			0.0	0.0
12.	Earthquake .....			0.0	0.0
13.	Group accident and health .....			0.0	0.0
14.	Credit accident and health .....			0.0	0.0
15.	Other accident and health .....			0.0	0.0
16.	Workers' compensation .....			0.0	0.0
17.1	Other liability occurrence .....	453,560	94,792	20.9	56.5
17.2	Other liability – claims made .....			0.0	0.0
17.3	Excess Workers' Compensation .....			0.0	0.0
18.1	Products liability - occurrence .....			0.0	0.0
18.2	Products liability – claims made .....			0.0	0.0
19.1,19.2	Private passenger auto liability .....			0.0	0.0
19.3,19.4	Commercial auto liability .....	270,244	7,074	2.6	2.3
21.	Auto physical damage .....	96,074	73,150	76.1	13.4
22.	Aircraft (all perils) .....			0.0	0.0
23.	Fidelity .....			0.0	0.0
24.	Surety .....			0.0	0.0
26.	Burglary and theft .....			0.0	0.0
27.	Boiler and machinery .....			0.0	0.0
28.	Credit .....			0.0	0.0
29.	International .....			0.0	0.0
30.	Warranty .....			0.0	0.0
31.	Reinsurance - Nonproportional Assumed Property .....	XXX	XXX	XXX	XXX
32.	Reinsurance - Nonproportional Assumed Liability .....	XXX	XXX	XXX	XXX
33.	Reinsurance - Nonproportional Assumed Financial Lines .....	XXX	XXX	XXX	XXX
34.	Aggregate write-ins for other lines of business .....	0	0	0.0	0.0
35.	TOTALS .....	6,372,628	2,014,644	31.6	39.7
DETAILS OF WRITE-INS					
3401.	.....				
3402.	.....				
3403.	.....				
3498.	Sum. of remaining write-ins for Line 34 from overflow page .....	0	0	0.0	0.0
3499.	Totals (Lines 3401 through 3403 plus 3498) (Line 34) .....	0	0	0.0	0.0

PART 2 - DIRECT PREMIUMS WRITTEN

Line of Business		1 Current Quarter	2 Current Year to Date	3 Prior Year Year to Date
1.	Fire .....	400,451	780,877	757,413
2.	Allied lines .....	0		0
3.	Farmowners multiple peril .....	1,280,461	2,653,784	2,364,111
4.	Homeowners multiple peril .....	2,176	(23,490)	890,480
5.	Commercial multiple peril .....	1,011,121	1,995,301	1,628,154
6.	Mortgage guaranty .....	0		0
8.	Ocean marine .....	0		0
9.	Inland marine .....	0		0
10.	Financial guaranty .....	0		0
11.1	Medical professional liability - occurrence .....	0		0
11.2	Medical professional liability – claims made .....	0		0
12.	Earthquake .....	0		0
13.	Group accident and health .....	0		0
14.	Credit accident and health .....	0		0
15.	Other accident and health .....	0		0
16.	Workers' compensation .....	0		0
17.1	Other liability-occurrence .....	234,613	485,567	435,487
17.2	Other liability – claims made .....	0		0
17.3	Excess Workers' Compensation .....	0		0
18.1	Products liability - occurrence .....	0		0
18.2	Products liability – claims made .....	0		0
19.1,19.2	Private passenger auto liability .....	0		0
19.3,19.4	Commercial auto liability .....	158,277	328,224	288,246
21.	Auto physical damage .....	57,396	108,989	103,496
22.	Aircraft (all perils) .....	0		0
23.	Fidelity .....	0		0
24.	Surety .....	0		0
26.	Burglary and theft .....	0		0
27.	Boiler and machinery .....	0		0
28.	Credit .....	0		0
29.	International .....	0		0
30.	Warranty .....	0		0
31.	Reinsurance - Nonproportional Assumed Property .....	XXX	XXX	XXX
32.	Reinsurance - Nonproportional Assumed Liability .....	XXX	XXX	XXX
33.	Reinsurance - Nonproportional Assumed Financial Lines .....	XXX	XXX	XXX
34.	Aggregate write-ins for other lines of business .....	0	0	0
35.	TOTALS .....	3,144,495	6,329,252	6,467,387
DETAILS OF WRITE-INS				
3401.	.....			
3402.	.....			
3403.	.....			
3498.	Sum. of remaining write-ins for Line 34 from overflow page .....	0	0	0
3499.	Totals (Lines 3401 through 3403 plus 3498) (Line 34) .....	0	0	0

STATEMENT AS OF JUNE 30, 2013 OF THE MENNONITE MUTUAL INSURANCE COMPANY

PART 3 (000 omitted)

LOSS AND LOSS ADJUSTMENT EXPENSE RESERVES SCHEDULE

	1	2	3	4	5	6	7	8	9	10	11	12	13
Years in Which Losses Occurred	Prior Year-End Known Case Loss and LAE Reserves	Prior Year-End IBNR Loss and LAE Reserves	Total Prior Year-End Loss and LAE Reserves (Cols. 1 + 2)	2013 Loss and LAE Payments on Claims Reported as of Prior Year-End	2013 Loss and LAE Payments on Claims Unreported as of Prior Year-End	Total 2013 Loss and LAE Payments (Cols. 4 + 5)	Q.S. Date Known Case Loss and LAE Reserves on Claims Reported and Open as of Prior Year-End	Q.S. Date Known Case Loss and LAE Reserves on Claims Reported or Reopened Subsequent to Prior Year-End	Q.S. Date IBNR Loss and LAE Reserves	Total Q.S. Loss and LAE Reserves (Cols.7 + 8 + 9)	Prior Year-End Known Case Loss and LAE Reserves Developed (Savings)/ Deficiency (Cols. 4 + 7 minus Col. 1)	Prior Year-End IBNR Loss and LAE Reserves Developed (Savings)/ Deficiency (Cols. 5 + 8 + 9 minus Col. 2)	Prior Year-End Total Loss and LAE Reserve Developed (Savings)/ Deficiency (Cols. 11 + 12)
1. 2010 + Prior	88	29	117	34		34	77		33	110	23	4	27
2. 2011	15	17	32	8		8	10		5	15	3	(12)	(9)
3. Subtotals 2011 + prior	103	46	149	42	0	42	87	0	38	125	26	(8)	18
4. 2012	763	408	1,171	568	112	680	192	61	148	401	(3)	(87)	(90)
5. Subtotals 2012 + prior	866	454	1,320	610	112	722	279	61	186	526	23	(95)	(72)
6. 2013	XXX	XXX	XXX	XXX	1,657	1,657	XXX	722	416	1,138	XXX	XXX	XXX
7. Totals	866	454	1,320	610	1,769	2,379	279	783	602	1,664	23	(95)	(72)
8. Prior Year-End Surplus As Regards Policy-holders	10,685										Col. 11, Line 7 As % of Col. 1 Line 7	Col. 12, Line 7 As % of Col. 2 Line 7	Col. 13, Line 7 As % of Col. 3 Line 7
											1. 2.7	2. (20.9)	3. (5.5)
											Col. 13, Line 7 As a % of Col. 1 Line 8		
											4. (0.7)		

SUPPLEMENTAL EXHIBITS AND SCHEDULES INTERROGATORIES

The following supplemental reports are required to be filed as part of your statement filing. However, in the event that your company does not transact the type of business for which the special report must be filed, your response of **NO** to the specific interrogatory will be accepted in lieu of filing on "NONE" report and a bar code will be printed below. If the supplement is required of your company but is not being filed for whatever reason enter **SEE EXPLANATION** and provide an explanation following the interrogatory questions.


	RESPONSE
1. Will the Trusteed Surplus Statement be filed with the state of domicile and the NAIC with this statement?	.....NO.....
2. Will Supplement A to Schedule T (Medical Professional Liability Supplement) be filed with this statement?	.....NO.....
3. Will the Medicare Part D Coverage Supplement be filed with the state of domicile and the NAIC with this statement?	.....NO.....
4. Will the Director and Officer Supplement be filed with the state of domicile and the NAIC with this statement?	.....NO.....

Explanation:

1.
2.
3.
4.


Bar Code:

1.




17299201349000002

2.




17299201345500002

3.



17299201336500002

4.



17299201350500002

---

**OVERFLOW PAGE FOR WRITE-INS**

---

SCHEDULE A - VERIFICATION

Real Estate

	1	2
	Year to Date	Prior Year Ended December 31
1. Book/adjusted carrying value, December 31 of prior year .....	965,808	786,008
2. Cost of acquired:		
2.1 Actual cost at time of acquisition .....		224,098
2.2 Additional investment made after acquisition .....		0
3. Current year change in encumbrances .....		0
4. Total gain (loss) on disposals .....		0
5. Deduct amounts received on disposals .....		0
6. Total foreign exchange change in book/adjusted carrying value .....		0
7. Deduct current year's other than temporary impairment recognized .....		0
8. Deduct current year's depreciation .....	24,931	44,298
9. Book/adjusted carrying value at the end of current period (Lines 1+2+3+4-5+6-7-8) .....	940,877	965,808
10. Deduct total nonadmitted amounts .....	0	0
11. Statement value at end of current period (Line 9 minus Line 10) .....	940,877	965,808

SCHEDULE B – VERIFICATION

Mortgage Loans

	1	2
	Year to Date	Prior Year Ended December 31
1. Book value/recorded investment excluding accrued interest, December 31 of prior year .....	0	58,491
2. Cost of acquired:		
2.1 Actual cost at time of acquisition .....		0
2.2 Additional investment made after acquisition .....		0
3. Capitalized deferred interest and other .....		0
4. Accrual of discount .....		0
5. Unrealized valuation increase (decrease) .....		0
6. Total gain (loss) on disposals .....		0
7. Deduct amounts received on disposals .....		58,491
8. Deduct amortization of premium and mortgage interest points and commitment fees .....		0
9. Total foreign exchange change in book value/recorded investment excluding accrued interest .....		0
10. Deduct current year's other than temporary impairment recognized .....		0
11. Book value/recorded investment excluding accrued interest at end of current period (Lines 1+2+3+4+5+6-7-8+9-10) .....	0	0
12. Total valuation allowance .....		0
13. Subtotal (Line 11 plus Line 12) .....	0	0
14. Deduct total nonadmitted amounts .....	0	0
15. Statement value at end of current period (Line 13 minus Line 14) .....	0	0

SCHEDULE BA – VERIFICATION

Other Long-Term Invested Assets

	1	2
	Year To Date	Prior Year Ended December 31
1. Book/adjusted carrying value, December 31 of prior year .....	0	0
2. Cost of acquired:		
2.1 Actual cost at time of acquisition .....		0
2.2 Additional investment made after acquisition .....		0
3. Capitalized deferred interest and other .....		0
4. Accrual of discount .....		0
5. Unrealized valuation increase (decrease) .....		0
6. Total gain (loss) on disposals .....		0
7. Deduct amounts received on disposals .....		0
8. Deduct amortization of premium and depreciation .....		0
9. Total foreign exchange change in book/adjusted carrying value .....		0
10. Deduct current year's other than temporary impairment recognized .....		0
11. Book/adjusted carrying value at end of current period (Lines 1+2+3+4+5+6-7-8+9-10) .....	0	0
12. Deduct total nonadmitted amounts .....	0	0
13. Statement value at end of current period (Line 11 minus Line 12) .....	0	0

SCHEDULE D – VERIFICATION

Bonds and Stocks

	1	2
	Year To Date	Prior Year Ended December 31
1. Book/adjusted carrying value of bonds and stocks, December 31 of prior year .....	12,109,641	12,938,971
2. Cost of bonds and stocks acquired .....	1,403,124	2,938,880
3. Accrual of discount .....	3,415	20,119
4. Unrealized valuation increase (decrease) .....	151,631	159,759
5. Total gain (loss) on disposals .....	(4,187)	95,624
6. Deduct consideration for bonds and stocks disposed of .....	1,456,070	3,916,145
7. Deduct amortization of premium .....	58,211	127,567
8. Total foreign exchange change in book/adjusted carrying value .....	0	0
9. Deduct current year's other than temporary impairment recognized .....	0	0
10. Book/adjusted carrying value at end of current period (Lines 1+2+3+4+5-6-7+8-9) .....	12,149,344	12,109,641
11. Deduct total nonadmitted amounts .....	0	0
12. Statement value at end of current period (Line 10 minus Line 11) .....	12,149,344	12,109,641

SCHEDULE D - PART 1B

Showing the Acquisitions, Dispositions and Non-Trading Activity  
During the Current Quarter for all Bonds and Preferred Stock by Rating Class

	1	2	3	4	5	6	7	8
	Book/Adjusted Carrying Value Beginning of Current Quarter	Acquisitions During Current Quarter	Dispositions During Current Quarter	Non-Trading Activity During Current Quarter	Book/Adjusted Carrying Value End of First Quarter	Book/Adjusted Carrying Value End of Second Quarter	Book/Adjusted Carrying Value End of Third Quarter	Book/Adjusted Carrying Value December 31 Prior Year
BONDS								
1. Class 1 (a)	13,465,631	1,768,121	1,113,509	(24,863)	13,465,631	14,095,360	0	13,033,128
2. Class 2 (a)	572,587	0	0	(2,602)	572,587	569,985	0	763,336
3. Class 3 (a)	0	0	0	0	0	0	0	0
4. Class 4 (a)	0	0	0	0	0	0	0	0
5. Class 5 (a)	0	0	0	0	0	0	0	0
6. Class 6 (a)	0	0	0	0	0	0	0	0
7. Total Bonds	14,038,218	1,768,121	1,113,509	(27,465)	14,038,218	14,665,365	0	13,796,464
PREFERRED STOCK								
8. Class 1	0	0	0	0	0	0	0	0
9. Class 2	0	0	0	0	0	0	0	0
10. Class 3	0	0	0	0	0	0	0	0
11. Class 4	0	0	0	0	0	0	0	0
12. Class 5	0	0	0	0	0	0	0	0
13. Class 6	0	0	0	0	0	0	0	0
14. Total Preferred Stock	0	0	0	0	0	0	0	0
15. Total Bonds & Preferred Stock	14,038,218	1,768,121	1,113,509	(27,465)	14,038,218	14,665,365	0	13,796,464

(a) Book/Adjusted Carrying Value column for the end of the current reporting period includes the following amount of non-rated short-term and cash equivalent bonds by NAIC designation: NAIC 1 \$ 4,719,078 ; NAIC 2 \$ 0 ; NAIC 3 \$ 0 ; NAIC 4 \$ 0 ; NAIC 5 \$ 0 ; NAIC 6 \$ 0

SCHEDULE DA - PART 1

Short-Term Investments					
	1	2	3	4	5
	Book/Adjusted Carrying Value	Par Value	Actual Cost	Interest Collected Year To Date	Paid for Accrued Interest Year To Date
9199999	4,719,078	XXX	4,719,078	987	0

SCHEDULE DA - VERIFICATION

Short-Term Investments		
	1	2
	Year To Date	Prior Year Ended December 31
1. Book/adjusted carrying value, December 31 of prior year.....	3,177,392	2,800,269
2. Cost of short-term investments acquired .....	3,679,680	3,705,160
3. Accrual of discount.....	0	0
4. Unrealized valuation increase (decrease).....	0	0
5. Total gain (loss) on disposals.....	0	0
6. Deduct consideration received on disposals.....	2,137,995	3,328,036
7. Deduct amortization of premium.....	0	0
8. Total foreign exchange change in book/adjusted carrying value.....	0	0
9. Deduct current year's other than temporary impairment recognized.....	0	0
10. Book/adjusted carrying value at end of current period (Lines 1+2+3+4+5-6-7+8-9).....	4,719,078	3,177,392
11. Deduct total nonadmitted amounts.....	0	0
12. Statement value at end of current period (Line 10 minus Line 11)	4,719,078	3,177,392

SCHEDULE DB - PART A - VERIFICATION

Options, Caps, Floors, Collars, Swaps and Forwards

1.	Book/Adjusted Carrying Value, December 31, prior year (Line 9, prior year)	0
2.	Cost Paid/(Consideration Received) on additions	
3.	Unrealized Valuation increase/(decrease)	
4.	Total gain (loss) on termination recognized	
5.	Considerations received/(paid) on terminations	
6.	Amortization	
7.	Adjustment to the Book/Adjusted Carrying Value of hedged item	
8.	Total foreign exchange change in Book/Adjusted Carrying Value	
9.	Book/Adjusted Carrying Value at End of Current Period (Lines 1+2+3+4-5+6+7+8)	0
10.	Deduct nonadmitted assets	
11.	Statement value at end of current period (Line 9 minus Line 10)	0

SCHEDULE DB - PART B - VERIFICATION

Futures Contracts

1.	Book/Adjusted carrying value, December 31 of prior year (Line 6, prior year)	0
2.	Cumulative cash change (Section 1, Broker Name/Net Cash Deposits Footnote – Cumulative Cash Change column)	0
3.1	Add:	
	Change in variation margin on open contracts – Highly Effective Hedges	
3.11	Section 1, Column 15, current year to date minus	0
3.12	Section 1, Column 15, prior year	0
	Change in variation margin on open contracts – All Other	
3.13	Section 1, Column 18, current year to date minus	0
3.14	Section 1, Column 18, prior year	0
3.2	Add:	
	Change in adjustment to basis of hedged item	
3.21	Section 1, Column 17, current year to date minus	0
3.22	Section 1, Column 17, prior year	0
	Change in amount recognized	
3.23	Section 1, Column 19, current year to date minus	0
3.24	Section 1, Column 19, prior year	0
3.3	Subtotal (Line 3.1 minus Line 3.2)	0
4.1	Cumulative variation margin on terminated contracts during the year	
4.2	Less:	
4.21	Amount used to adjust basis of hedged item	
4.22	Amount recognized	0
4.3	Subtotal (Line 4.1 minus Line 4.2)	0
5.	Dispositions gains (losses) on contracts terminated in prior year:	
5.1	Total gain (loss) recognized for terminations in prior year	
5.2	Total gain (loss) adjusted into the hedged item(s) for terminations in prior year	
6.	Book/Adjusted carrying value at end of current period (Lines 1+2+3.3-4.3-5.1-5.2)	0
7.	Deduct total nonadmitted amounts	
8.	Statement value at end of current period (Line 6 minus Line 7)	0





SCHEDULE DB - PART C - SECTION 2

	Replication (Synthetic Asset) Transactions Open									
	First Quarter		Second Quarter		Third Quarter		Fourth Quarter		Year-To-Date	
	1	2	3	4	5	6	7	8	9	10
	Number of Positions	Total Replication (Synthetic Assets) Transactions Statement Value	Number of Positions	Total Replication (Synthetic Assets) Transactions Statement Value	Number of Positions	Total Replication (Synthetic Assets) Transactions Statement Value	Number of Positions	Total Replication (Synthetic Assets) Transactions Statement Value	Number of Positions	Total Replication (Synthetic Assets) Transactions Statement Value
1. Beginning Inventory	.0	.0			.0	.0	.0	.0	.0	.0
2. Add: Opened or Acquired Transactions									.0	.0
3. Add: Increases in Replication(Synthetic Asset) Transactions Statement Value	XXX		XXX		XXX		XXX		XXX	.0
4. Less: Closed or Disposed of Transactions									.0	.0
5. Less: Positions Disposed of for Failing Effectiveness Criteria										.0
6. Less: Decreases in Replication (Synthetic Asset)Transactions Statement Value	XXX		XXX		XXX		XXX		XXX	.0
7. Ending Inventory	.0	.0	.0	.0	.0	.0	.0	.0	.0	.0

SCHEDULE DB - VERIFICATION

Verification of Book/Adjusted Carrying Value, Fair Value and Potential Exposure of all Open Derivative Contracts

		Book/Adjusted Carrying Value Check
1.	Part A, Section 1, Column 14.....	0
2.	Part B, Section 1, Column 15 plus Part B, Section 1 Footnote – Total Ending Cash Balance.....	0
3.	Total (Line 1 plus Line 2).....	0
4.	Part D, Section 1, Column 5.....	0
5.	Part D, Section 1, Column 6.....	0
6.	Total (Line 3 minus Line 4 minus Line 5).....	0

NONE

		Fair Value Check
7.	Part A, Section 1, Column 16.....	0
8.	Part B, Section 1, Column 13.....	0
9.	Total (Line 7 plus Line 8).....	0
10.	Part D, Section 1 Column 8.....	0
11.	Part D, Section 1, Column 9.....	0
12.	Total (Line 9 minus Line 10 minus Line 11).....	0

		Potential Exposure Check
13.	Part A, Section 1, Column 21.....	0
14.	Part B, Section 1, Column 20.....	0
15.	Part D, Section 1, Column 11.....	0
16.	Total (Line 13 plus Line 14 minus Line 15).....	0

SCHEDULE E-VERIFICATION

(Cash Equivalents)

	1	2
	Year To Date	Prior Year Ended December 31
1. Book/adjusted carrying value, December 31 of prior year.....	0	0
2. Cost of cash equivalents acquired.....		0
3. Accrual of discount.....		0
4. Unrealized valuation increase (decrease).....		0
5. Total gain (loss) on disposals.....		0
6. Deduct consideration received on disposals.....		0
7. Deduct amortization of premium.....		0
8. Total foreign exchange change in book/adjusted carrying value.....		0
9. Deduct current year's other than temporary impairment recognized.....		0
10. Book/adjusted carrying value at end of current period (Lines 1+2+3+4+5-6-7+8-9).....	0	0
11. Deduct total nonadmitted amounts.....		0
12. Statement value at end of current period (Line 10 minus Line 11)	0	0

**STATEMENT AS OF JUNE 30, 2013 OF THE MENNONITE MUTUAL INSURANCE COMPANY**

# SCHEDULE A - PART 2

[illegible]

# SCHEDULE A - PART 3

[illegible]





**STATEMENT AS OF JUNE 30, 2013 OF THE MENNONITE MUTUAL INSURANCE COMPANY**

# SCHEDULE BA - PART 3

1	2	Location		5	6	7	8	Showing Other Long-Term Invested Assets DISPOSED, Transferred or Repaid During the Current Quarter							15	16	17	18	19	20
		3	4					9	10	11	12	13	14							
CUSIP Identification	Name or Description	City	State	Name of Purchaser or Nature of Disposal	Date Originally Acquired	Disposal Date	Book/Adjusted Carrying Value Less Encumbrances, Prior Year	Unrealized Valuation Increase (Decrease)	Current Year's (Depreciation) or (Amortization)/ Accretion	Current Year's Other Than Temporary Impairment Recognized	Capitalized Deferred Interest and Other	Total Change in B./A.C.V. (9+10-11+12)	Total Foreign Exchange Change in B./A.C.V.	Book/Adjusted Carrying Value Less Encumbrances on Disposal	Consideration	Foreign Exchange Gain (Loss) on Disposal	Realized Gain (Loss) on Disposal	Total Gain (Loss) on Disposal	Investment Income	
3999999 – Subtotals Unaffiliated																				
4099999 – Subtotals Affiliated																				
4199999 Totals																				





SCHEDULE D - PART 4

Show All Long-Term Bonds and Stock Sold, Redeemed or Otherwise Disposed of by the Company During the Current Quarter

1	2	3	4	5	6	7	8	9	10	Change in Book/Adjusted Carrying Value					17	18	19	20	21	22				
										11	12	13	14	15										
CUSIP Identification	Description	Filing	Disposal Date	Name of Purchaser	Number of Shares of Stock	Consideration	Par Value	Actual Cost	Prior Year Book/Adjusted Carrying Value	Unrealized Valuation Increase/ (Decrease)	Current Year's (Amortization)/ Accretion	Current Year's Other Than Temporary Impairment Recognized	Total Change in B./A.C.V. (11 + 12 - 13)	Total Foreign Exchange Change in B./A.C.V.	Book/ Adjusted Carrying Value at Disposal Date	Foreign Exchange Gain (Loss) on Disposal	Realized Gain (Loss) on Disposal	Total Gain (Loss) on Disposal	Bond Dividends Received During Year	Contractual Maturity Date	NAIC Designation or Market Indicator			
31384H-WB-6	Federal Home Loan Mtg. United States Treasury Bond 4.375%		05/15/2013	VAR100S		19,629	19,629	20,361	20,510	.0	(8)	.0	(8)	.0	20,502	.0	(873)	(873)	364	07/15/2032	1			
912810-QH-4	HSBC Securities, Inc.		05/15/2013	HSBC Securities, Inc.		87,303	70,000	86,882	86,526	.0	(145)	.0	(145)	.0	86,381	.0	922	922	1,539	05/15/2040	1			
912828-SV-3	United States Treas Note 1.75%		05/15/2013	HSBC Securities, Inc.		38,976	39,000	39,936	39,988	.0	(33)	.0	(33)	.0	39,865	.0	(889)	(889)	345	05/15/2022	1			
912828-OF-0	United States Treasury MT 2.00%		05/15/2013	HSBC Securities, Inc.		26,182	25,000	25,987	25,699	.0	(77)	.0	(77)	.0	25,622	.0	559	559	273	04/30/2016	1			
0599999 - Bonds - U.S. Governments										172,633	0	(263)	0	(263)	0	172,371	0	(281)	(281)	2,521	XXX	XXX		
677581-BE-9	SI of Ohio Major New St Infs 4.00		06/17/2013	MATURITY		225,000	225,000	243,954	227,076	.0	(2,076)	.0	(2,076)	.0	225,000	.0	.0	.0	4,500	06/15/2013	1FE			
1799909 - Bonds - U.S. States, Territories and Possessions										225,000	0	(2,076)	0	(2,076)	0	225,000	0	.0	.0	4,500	XXX	XXX		
31398H-WZ-7	Federal Home Loan Mtg. 4.50%		05/15/2013	PRINCIPAL RECEIPT		2,355	2,355	2,435	2,399	.0	(44)	.0	(44)	.0	2,355	.0	.0	.0	35	04/15/2023	1			
31397K-O9-5	Federal Natl Assoc. 06/17/2013		06/17/2013	PRINCIPAL RECEIPT		21,680	21,680	22,912	22,330	.0	(670)	.0	(670)	.0	21,680	.0	.0	.0	413	07/15/2034	1			
31410K-WA-2	Federal Natl Assoc. 06/25/2013		06/25/2013	PRINCIPAL RECEIPT		15,505	15,505	17,012	16,982	.0	(1,478)	.0	(1,478)	.0	15,505	.0	.0	.0	316	11/01/2035	1			
31389H-EK-2	Federal Natl Mtg Assoc. 06/25/2013		06/25/2013	PRINCIPAL RECEIPT		5,719	5,719	6,001	5,997	.0	(278)	.0	(278)	.0	5,719	.0	.0	.0	104	05/25/2041	1			
31397N-HE-8	Federal Natl Mtg Assoc. 06/25/2013		06/25/2013	PRINCIPAL RECEIPT		10,915	10,915	11,329	11,329	.0	(415)	.0	(415)	.0	10,915	.0	.0	.0	162	03/25/2038	1			
31417V-FB-8	Federal Natl Mtg Assoc. 06/25/2013		06/25/2013	PRINCIPAL RECEIPT		12,229	12,229	12,749	12,715	.0	(486)	.0	(486)	.0	12,229	.0	.0	.0	138	10/01/2021	1			
31396L-TP-5	Federal Natl Mtg Assoc 4.35%		06/25/2013	PRINCIPAL RECEIPT		4,901	4,901	5,266	5,182	.0	(281)	.0	(281)	.0	4,901	.0	.0	.0	80	09/25/2036	1			
31396L-P2-0	Federal Natl MTG Assoc 4.50%		06/25/2013	PRINCIPAL RECEIPT		2,035	2,035	2,242	2,245	.0	(210)	.0	(210)	.0	2,035	.0	.0	.0	27	12/25/2036	1			
3137A5-WM-3	Federal Home Loan Mtg. 06/17/2013		06/17/2013	PRINCIPAL RECEIPT		3,214	3,214	3,323	3,299	.0	(85)	.0	(85)	.0	3,214	.0	.0	.0	40	10/15/2038	1			
341535-6X-5	Ed 60		05/14/2013	Ziegler Capital Markets		116,088	100,000	117,341	6,400	.0	(877)	.0	(877)	.0	116,464	.0	(376)	(376)	2,306	06/01/2019	1FE			
36241L-KH-8	GNMA Pool #782996		06/17/2013	PRINCIPAL RECEIPT		5,781	5,781	6,409	6,400	.0	(619)	.0	(619)	.0	5,781	.0	.0	.0	119	06/15/2040	1			
60956P-DX-7	Auth. 05/14/2013		05/14/2013	Bank of New York Mellon		116,968	100,000	119,745	119,589	.0	(888)	.0	(888)	.0	118,722	.0	(1,754)	(1,754)	1,644	12/01/2020	1FE			
67756Q-BS-5	Oklahoma City OK Gen 06/01/2013		06/01/2013	M & T Investment Group		45,000	45,000	45,000	45,000	.0	.0	.0	.0	.0	45,000	.0	.0	.0	1,384	03/01/2014	1FE			
678519-WX-4	Ohio St HS5 Fin Adv 05/14/2013		05/14/2013	Merrill Lynch		122,618	100,000	125,591	123,368	.0	(855)	.0	(855)	.0	122,513	.0	105	105	3,556	03/01/2022	1FE			
802072-NT-1	Ob Lig 5.00% 05/14/2013		05/14/2013	Baum (George K) & Company		109,713	100,000	109,924	.0	.0	(227)	.0	(227)	.0	109,897	.0	16	16	1,844	06/01/2016	1FE			
3199999 - Total - Bonds - U.S. Special Revenue and Special Assessment and all Non-Guaranteed Obligations of ...										376,835	0	(7,393)	0	(7,393)	0	596,707	0	(2,008)	(2,008)	12,168	XXX	XXX		
41283M-AD-3	Harley Davidson Motorcycles		06/17/2013	PRINCIPAL RECEIPT		36,786	36,786	36,783	36,785	.0	.0	.0	.0	.0	36,786	.0	.0	.0	118	05/15/2016	1FM			
80282H-AD-5	Santander Drive Auto 2.05%		06/17/2013	PRINCIPAL RECEIPT		33,986	33,986	33,823	33,948	.0	38	.0	38	.0	33,986	.0	.0	.0	287	05/15/2015	1FM			
929766-R4-7	Wachovia Bank Cmr'l Mtg. 06/17/2013		06/17/2013	PRINCIPAL RECEIPT		606	606	425	457	.0	149	.0	149	.0	606	.0	.0	.0	15	04/15/2042	1FM			
3899999 - Bonds - Industrial and Miscellaneous										71,190	0	187	0	187	0	71,377	0	0	0	420	XXX	XXX		
8399907 - Bonds - Part 4						1,063,165	979,318	1,095,642	847,734	0	(9,544)	0	(9,544)	0	1,065,455	0	(2,289)	(2,289)	19,608	XXX	XXX			
8399909 - Total - Bonds						1,063,165	979,318	1,095,642	847,734	0	(9,544)	0	(9,544)	0	1,065,455	0	(2,289)	(2,289)	19,608	XXX	XXX			
8999999 - Total - Preferred Stocks						0	XXX	0	0	0	0	0	0	0	0	0	0	0	0	0	XXX	XXX		
9799999 - Total - Common Stocks						0	XXX	0	0	0	0	0	0	0	0	0	0	0	0	0	XXX	XXX		
9899999 - Total - Preferred and Common Stocks										0	0	0	0	0	0	0	0	0	0	0	0	0	XXX	XXX
9999999 Totals										847,734	0	(9,544)	0	(9,544)	0	1,065,455	0	(2,289)	(2,289)	19,608	XXX	XXX		

(a) For all common stock bearing the NAIC market indicator "U" provide: the number of such issues .....0.

SCHEDULE DB - PART A - SECTION 1

Showing all Options, Caps, Floors, Collars, Swaps and Forwards Open as of Current Statement Date

1	2	3	4	5	6	7	8	9	10	11	12	13	14	15	16	17	18	19	20	21	22	23
Description	Description of Item(s) Hedged, Income Generation or Replicated	Schedule/ Exhibit Identifier	Type(s) of Risk(s) (a)	Exchange, Counterparty or Central Clearinghouse	Trade Date	Date of Maturity or Expiration	Number of Contracts	Notional Amount	Strike Price, Rate or Index Received (Paid)	Cumulative Prior Year(s) Initial Cost of Premium (Received) Paid	Current Year Initial Cost of Premium (Received) Paid	Current Year Income	Book/ Adjusted Carrying Value	Code	Fair Value	Unrealized Valuation Increase/ (Decrease)	Total Foreign Exchange Change in B/A C.V.	Current Year's (Amortization)/ Accretion	Adjustment To Carrying Value of Hedged Item	Potential Exposure	Credit Quality of Reference Entity	Hedge Effectiveness at Inception and at Quarter-end
										NONE												
1399999	Subtotal - Hedging Effective									0	0	0	0	XXX	0	0	0	0	0	0	XXX	XXX
1409999	Subtotal - Hedging Other									0	0	0	0	XXX	0	0	0	0	0	0	XXX	XXX
1419999	Subtotal - Replication									0	0	0	0	XXX	0	0	0	0	0	0	XXX	XXX
1429999	Subtotal - Income Generation									0	0	0	0	XXX	0	0	0	0	0	0	XXX	XXX
1439999	Subtotal - Other									0	0	0	0	XXX	0	0	0	0	0	0	XXX	XXX
1449999	Totals									0	0	0	0	XXX	0	0	0	0	0	0	XXX	XXX

(a)	Code	Description of Hedged Risk(s)

(b)	Code	Financial or Economic Impact of the Hedge at the End of the Reporting Period





SCHEDULE DB - PART D - SECTION 2

Collateral for Derivative Instruments Open as of Current Statement Date

Collateral Pledged by Reporting Entity

1 Exchange, Counterparty or Central Clearinghouse	2 Type of Asset Pledged	3 CUSIP Identification	4 Description	5 Fair Value	6 Par Value	7 Book/Adjusted Carrying Value	8 Maturity Date	9 Type of Margin (I, V or IV)
			NONE					
0199999 Total							XXX	XXX

Collateral Pledged to Reporting Entity

1	2	3	4	5	6	7	8	9	
Exchange, Counterparty or Central Clearinghouse	Type of Asset Pledged	CUSIP Identification	Description	Fair Value	Par Value	Book/Adjusted Carrying Value	Maturity Date	Type of Margin (I, V or IV)	
			NONE			XX			
							XX		
							XX		
							XX		
							XX		
							XX		
							XX		
							XX		
							XX		
							XX		
0299999 Total						XXX	XXX	XXX	

**SCHEDULE DL - PART 1**  
**SECURITIES LENDING COLLATERAL ASSETS**

General Interrogatories:

1. Total activity for the year to date Fair value \$..... Book/Adjusted Carrying Value \$.....

2. Average balance for the year to date Fair value \$..... Book/Adjusted Carrying Value \$.....

3. Reinvested securities lending collateral assets book/adjusted carrying value included in this schedule by NAIC designation:

NAIC 1 \$ ..... NAIC 2 \$ ..... NAIC 3 \$ ..... NAIC 4 \$ ..... NAIC 5 \$ ..... NAIC 6 \$ .....

**SCHEDULE DL - PART 2**  
**SECURITIES LENDING COLLATERAL ASSETS**

General Interrogatories:			
1. Total activity for the year to date	Fair value	\$	Book/Adjusted Carrying Value
2. Average balance for the year to date	Fair value	\$	Book/Adjusted Carrying Value





SCHEDULE E - PART 2 - CASH EQUIVALENTS

Show Investments Owned End of Current Quarter

1 Description	2 Code	3 Date Acquired	4 Rate of Interest	5 Maturity Date	6 Book/Adjusted Carrying Value	7 Amount of Interest Due & Accrued	8 Amount Received During Year
			NONE				
8699999 Total Cash Equivalents					0	0	0