



QUARTERLY STATEMENT  
As of March 31, 2013  
of the Condition and Affairs of the  
CZECH CATHOLIC UNION

NAIC Group Code.....	NAIC Company Code..... 56324	Employer's ID Number..... 34-0105780
(Current Period) (Prior Period)		
Organized under the Laws of OHIO	State of Domicile or Port of Entry OHIO	Country of Domicile US
Incorporated/Organized..... January 1, 1899	Commenced Business..... January 1, 1899	
Statutory Home Office	5349 DOLLOFF ROAD..... CLEVELAND ..... OH ..... US ..... 44127 (Street and Number) (City or Town, State, Country and Zip Code)	
Main Administrative Office	5349 DOLLOFF ROAD..... CLEVELAND ..... OH ..... US ..... 44127 (Street and Number) (City or Town, State, Country and Zip Code)	216-341-0444- (Area Code) (Telephone Number)
Mail Address	5349 DOLLOFF ROAD..... CLEVELAND ..... OH ..... US ..... 44127 (Street and Number or P. O. Box) (City or Town, State, Country and Zip Code)	
Primary Location of Books and Records	5349 DOLLOFF ROAD..... CLEVELAND ..... OH ..... US ..... 44127 (Street and Number) (City or Town, State, Country and Zip Code)	216-341-0444- (Area Code) (Telephone Number)
Internet Web Site Address	www.czechccu.org	
Statutory Statement Contact	ELSIE T. MALEC (Name) insurance@czechccu.org (E-Mail Address)	216-341-0444- (Area Code) (Telephone Number) (Extension) 216-341-0711- (Fax Number)

OFFICERS

Name	Title	Name	Title
1. ELSIE T. MALEC	PRESIDENT	2. ROBERT L. CERMAK	TREASURER
3. ROBERT L. CERMAK	SECRETARY	4. STEIMLA & ASSOCIATES, INC.	ACTUARY
OTHER			
LORETTA MORAVECEK	1ST VICE PRESIDENT	EDWARD P. BABOR	2ND VICE PRESIDENT

DIRECTORS OR TRUSTEES

MARYANN LANGEVIN	CINDY KVETON	LILLIAN KOPECKY	DOLORES JACKLIN
JOSEPH A. KOCAB			

State of..... OHIO  
County of..... CUYAHOGA

The officers of this reporting entity being duly sworn, each depose and say that they are the described officers of said reporting entity, and that on the reporting period stated above, all of the herein described assets were the absolute property of the said reporting entity, free and clear from any liens or claims thereon, except as herein stated, and that this statement, together with related exhibits, schedules and explanations therein contained, annexed or referred to, is a full and true statement of all the assets and liabilities and of the condition and affairs of the said reporting entity as of the reporting period stated above, and of its income and deductions therefrom for the period ended, and have been completed in accordance with the NAIC *Annual Statement Instructions and Accounting Practices and Procedures* manual except to the extent that: (1) state law may differ; or, (2) that state rules or regulations require differences in reporting not related to accounting practices and procedures, according to the best of their information, knowledge and belief, respectively. Furthermore, the scope of this attestation by the described officers also includes the related corresponding electronic filing with the NAIC, when required, that is an exact copy (except for formatting differences due to electronic filing) of the enclosed statement. The electronic filing may be requested by various regulators in lieu of or in addition to the enclosed statement.

(Signature)	(Signature)	(Signature)
ELSIE T. MALEC	ROBERT L. CERMAK	ROBERT L. CERMAK
1. (Printed Name)	2. (Printed Name)	3. (Printed Name)
PRESIDENT	TREASURER	SECRETARY
(Title)	(Title)	(Title)

Subscribed and sworn to before me	a. Is this an original filing?	Yes [ X ] No [ ]
This _____ day of _____	b. If no:	
	1. State the amendment number	_____
	2. Date filed	_____
	3. Number of pages attached	_____

ASSETS

	Current Statement Date			4
	1	2	3	
	Assets	Nonadmitted Assets	Net Admitted Assets (Cols. 1 - 2)	December 31 Prior Year Net Admitted Assets
1. Bonds.....	8,542,830		8,542,830	8,061,811
2. Stocks:				
2.1 Preferred stocks.....	276,000		276,000	276,000
2.2 Common stocks.....	1,813,131		1,813,131	1,538,832
3. Mortgage loans on real estate:				
3.1 First liens.....			0	
3.2 Other than first liens.....			0	
4. Real estate:				
4.1 Properties occupied by the company (less \$.....0 encumbrances).....	45,908		45,908	46,234
4.2 Properties held for the production of income (less \$.....0 encumbrances).....			0	
4.3 Properties held for sale (less \$.....0 encumbrances).....			0	
5. Cash (\$.....1,100,681), cash equivalents (\$.....0) and short-term investments (\$.....0).....	1,100,681		1,100,681	1,413,703
6. Contract loans (including \$.....0 premium notes).....	137,261		137,261	137,040
7. Derivatives.....			0	
8. Other invested assets.....	3,520,580		3,520,580	3,490,745
9. Receivables for securities.....			0	
10. Securities lending reinvested collateral assets.....			0	
11. Aggregate write-ins for invested assets.....	0	0	0	0
12. Subtotals, cash and invested assets (Lines 1 to 11).....	15,436,391	0	15,436,391	14,964,366
13. Title plants less \$.....0 charged off (for Title insurers only).....			0	
14. Investment income due and accrued.....	76,618		76,618	76,618
15. Premiums and considerations:				
15.1 Uncollected premiums and agents' balances in the course of collection.....	999		999	5,331
15.2 Deferred premiums, agents' balances and installments booked but deferred and not yet due (including \$.....0 earned but unbilled premiums).....			0	
15.3 Accrued retrospective premiums.....			0	
16. Reinsurance:				
16.1 Amounts recoverable from reinsurers.....			0	
16.2 Funds held by or deposited with reinsured companies.....			0	
16.3 Other amounts receivable under reinsurance contracts.....			0	
17. Amounts receivable relating to uninsured plans.....			0	
18.1 Current federal and foreign income tax recoverable and interest thereon.....			0	
18.2 Net deferred tax asset.....			0	
19. Guaranty funds receivable or on deposit.....			0	
20. Electronic data processing equipment and software.....			0	
21. Furniture and equipment, including health care delivery assets (\$.....0).....			0	
22. Net adjustment in assets and liabilities due to foreign exchange rates.....			0	
23. Receivables from parent, subsidiaries and affiliates.....			0	
24. Health care (\$.....0) and other amounts receivable.....			0	
25. Aggregate write-ins for other than invested assets.....	0	0	0	0
26. Total assets excluding Separate Accounts, Segregated Accounts and Protected Cell Accounts (Lines 12 through 25).....	15,514,008	0	15,514,008	15,046,314
27. From Separate Accounts, Segregated Accounts and Protected Cell Accounts.....			0	
28. Total (Lines 26 and 27).....	15,514,008	0	15,514,008	15,046,314

DETAILS OF WRITE-INS

1101. ....			0	
1102. ....			0	
1103. ....			0	
1198. Summary of remaining write-ins for Line 11 from overflow page.....	0	0	0	0
1199. Totals (Lines 1101 thru 1103 plus 1198) (Line 11 above).....	0	0	0	0
2501. ....			0	
2502. ....			0	
2503. ....			0	
2598. Summary of remaining write-ins for Line 25 from overflow page.....	0	0	0	0
2599. Totals (Lines 2501 thru 2503 plus 2598) (Line 25 above).....	0	0	0	0

CZECH CATHOLIC UNION  
LIABILITIES, SURPLUS AND OTHER FUNDS

	1 Current Statement Date	2 December 31 Prior Year
1. Aggregate reserve for life contracts (including \$.....0 Modco Reserve).....	12,770,535	12,332,959
2. Aggregate reserve for accident and health contracts (including \$.....0 Modco Reserve).....		
3. Liability for deposit-type contracts (including \$.....0 Modco Reserve).....		
4. Contract claims:		
4.1 Life.....	47,156	47,156
4.2 Accident and health.....		
5. Refunds due and unpaid.....		
6. Provisions for refunds payable in following calendar year - estimated amounts:		
6.1 Apportioned for payment.....	100,000	100,000
6.2 Not yet apportioned.....		
7. Premiums and annuity considerations for life and accident and health contracts received in advance less \$.....0 discount; including \$.....0 accident and health premiums.....		
8. Certificate and contract liabilities not included elsewhere:		
8.1 Surrender values on canceled contracts.....		
8.2 Other amounts payable on reinsurance including \$.....0 assumed and \$.....0 ceded.....		
8.3 Interest maintenance reserve (IMR).....	54,425	55,193
9. Commissions to fieldworkers due or accrued - life and annuity contracts \$.....0, accident and health \$.....0 and deposit-type contract funds \$.....0.....	747	747
10. Commissions and expense allowances payable on reinsurance assumed.....		
11. General expenses due or accrued.....	1,000	1,000
12. Transfers to Separate Accounts due or accrued (net) (including \$.....0 accrued for expense allowances recognized in reserves).....		
13. Taxes, licenses and fees due or accrued.....	846	846
14. Unearned investment income.....		
15. Amounts withheld or retained by Society as agent or trustee.....	41,303	34,091
16. Amounts held for fieldworkers' account, including \$.....0 fieldworkers' credit balances.....		
17. Remittances and items not allocated.....		
18. Net adjustment in assets and liabilities due to foreign exchange rates.....		
19. Liability for benefits for employees and fieldworkers if not included above.....		
20. Borrowed money \$.....0 and interest thereon \$.....0.....		
21. Miscellaneous liabilities:		
21.1 Asset valuation reserve.....	290,968	239,968
21.2 Reinsurance in unauthorized and certified (\$.....0) companies.....		
21.3 Funds held under reinsurance treaties with unauthorized and certified (\$.....0) reinsurers.....		
21.4 Payable to subsidiaries and affiliates.....		
21.5 Drafts outstanding.....		
21.6 Funds held under coinsurance.....		
21.7 Derivatives.....		
21.8 Payable for securities.....		
21.9 Payable for securities lending.....		
22. Aggregate write-ins for liabilities.....	1,712	1,712
23. Total liabilities excluding Separate Accounts business (Lines 1 to 22).....	13,308,692	12,813,669
24. From Separate Accounts Statement.....		
25. Total liabilities (Lines 23 to 24).....	13,308,692	12,813,669
26. Aggregate write-ins for other than liabilities and surplus funds.....	0	0
27. Surplus notes.....		
28. Aggregate write-ins for surplus funds.....	125,000	125,000
29. Unassigned funds.....	2,080,317	2,107,646
30. Total (Lines 26 through 29) (including \$.....0 in Separate Accounts Statement).....	2,205,317	2,232,646
31. Totals (Lines 25 + 30) (Page 2, Line 28, Col. 3).....	15,514,009	15,046,314

DETAILS OF WRITE-INS		
2201. Fraternal.....	1,712	1,712
2202. ....		
2203. ....		
2298. Summary of remaining write-ins for Line 22 from overflow page.....	0	0
2299. Totals (Lines 2201 thru 2203 plus 2298) (Line 22 above).....	1,712	1,712
2601. ....		
2602. ....		
2603. ....		
2698. Summary of remaining write-ins for Line 26 from overflow page.....	0	0
2699. Totals (Lines 2601 thru 2603 plus 2698) (Line 26 above).....	0	0
2801. Contingency Reserve.....	125,000	125,000
2802. ....		
2803. ....		
2898. Summary of remaining write-ins for Line 28 from overflow page.....	0	0
2899. Totals (Lines 2801 thru 2803 plus 2898) (Line 28 above).....	125,000	125,000

SUMMARY OF OPERATIONS

	1	2	3
	Current Year	Prior Year	Prior Year
	To Date	To Date	Ended December 31
1. Premiums and annuity considerations for life and accident and health contracts.....	526,187	210,829	1,099,108
2. Considerations for supplementary contracts with life contingencies.....			
3. Net investment income.....	161,770	150,056	568,642
4. Amortization of Interest Maintenance Reserve (IMR).....	1,200	1,200	5,039
5. Separate Accounts net gain from operations excluding unrealized gains and losses.....			
6. Commissions and expense allowances on reinsurance ceded.....			
7. Reserve adjustments on reinsurance ceded.....			
8. Miscellaneous income:			
8.1 Income from fees associated with investment management, administration and contract guarantees from Separate Accounts.....			
8.2 Charges and fees for deposit-type contracts.....			
8.3 Aggregate write-ins for miscellaneous income.....	0	0	37
9. Totals (Lines 1 to 8.3).....	689,156	362,085	1,672,826
10. Death benefits.....	97,557	81,173	321,494
11. Matured endowments (excluding guaranteed annual pure endowments).....			
12. Annuity benefits.....	94,361	31,966	589,921
13. Disability benefits and benefits under accident and health contracts including premiums waived \$.....0.....			
14. Surrender benefits and withdrawals for life contracts.....	21,011	5,707	30,890
15. Interest and adjustments on contract or deposit-type contract funds.....			
16. Payments on supplementary contracts with life contingencies.....			
17. Increase in aggregate reserve for life and accident and health contracts.....	437,576	173,275	683,664
18. Totals (Lines 10 to 17).....	650,506	292,121	1,625,969
19. Commissions on premiums, annuity considerations and deposit-type contract funds (direct business only).....	747	222	969
20. Commissions and expense allowances on reinsurance assumed.....			
21. General insurance expenses and fraternal expenses.....	61,947	87,934	297,319
22. Insurance taxes, licenses and fees.....	2,284	3,122	9,886
23. Increase in loading on deferred and uncollected premiums.....			
24. Net transfers to or (from) Separate Accounts net of reinsurance.....			
25. Aggregate write-ins for deductions.....	0	0	0
26. Totals (Lines 18 to 25).....	715,485	383,399	1,934,143
27. Net gain from operations before refunds to members (Line 9 minus Line 26).....	(26,328)	(21,314)	(261,317)
28. Refunds to members.....			75,349
29. Net gain from operations after refunds to members and before realized capital gains (losses) (Line 27 minus Line 28).....	(26,328)	(21,314)	(336,666)
30. Net realized capital gains (losses) less capital gains tax of 432 (excluding \$.....0 transferred to the IMR).....			4,334
31. Net income (Lines 29 + 30).....	(26,328)	(21,314)	(332,332)
SURPLUS ACCOUNT			
32. Surplus, December 31, prior year.....	2,232,646	2,623,049	2,623,049
33. Net income from operations (Line 31).....	(26,328)	(21,314)	(332,332)
34. Change in net unrealized capital gains (losses) less capital gains tax of \$.....0.....	50,000		66,188
35. Change in net unrealized foreign exchange capital gain (loss).....			
36. Change in nonadmitted assets.....			
37. Change in liability for reinsurance in unauthorized and certified companies.....			
38. Change in reserve on account of change in valuation basis (increase) or decrease.....			
39. Change in asset valuation reserve.....	(51,000)	(1,000)	(124,259)
40. Surplus (contributed to) withdrawn from Separate Accounts during period.....			
41. Other changes in surplus in Separate Accounts Statement.....			
42. Change in surplus notes.....			
43. Cumulative effect of changes in accounting principles.....			
44. Change in surplus as a result of reinsurance.....			
45. Aggregate write-ins for gains and losses in surplus.....	0	0	0
46. Net change in surplus for the year (Lines 33 through 45).....	(27,329)	(22,314)	(390,403)
47. Surplus as of statement date (Lines 32 + 46).....	2,205,317	2,600,735	2,232,646

DETAILS OF WRITE-INS			
08.301. Miscellaneous Income.....			37
08.302. ....			
08.303. ....			
08.398. Summary of remaining write-ins for Line 8.3 from overflow page.....	0	0	0
08.399. Totals (Lines 08.301 thru 08.303 plus 08.398) (Line 8.3 above).....	0	0	37
2501. ....			
2502. ....			
2503. ....			
2598. Summary of remaining write-ins for Line 25 from overflow page.....	0	0	0
2599. Totals (Lines 2501 thru 2503 plus 2598) (Line 25 above).....	0	0	0
4501. ....			
4502. ....			
4503. ....			
4598. Summary of remaining write-ins for Line 45 from overflow page.....	0	0	0
4599. Totals (Lines 4501 thru 4503 plus 4598) (Line 45 above).....	0	0	0

CASH FLOW

	1 Current Year to Date	2 Prior Year To Date	3 Prior Year Ended December 31
CASH FROM OPERATIONS			
1. Premiums collected net of reinsurance.....	530,518	214,464	1,097,973
2. Net investment income.....	161,770	150,056	586,552
3. Miscellaneous income.....			37
4. Total (Lines 1 through 3).....	692,288	364,520	1,684,562
5. Benefit and loss related payments.....	212,930	118,846	927,111
6. Net transfers to Separate Accounts, Segregated Accounts and Protected Cell Accounts.....			
7. Commissions, expenses paid and aggregate write-ins for deductions.....	64,977	91,279	307,428
8. Dividends paid to policyholders.....	(1)		75,350
9. Federal and foreign income taxes paid (recovered) net of \$.....0 tax on capital gains (losses).....			
10. Total (Lines 5 through 9).....	277,907	210,124	1,309,888
11. Net cash from operations (Line 4 minus Line 10).....	414,381	154,396	374,674
CASH FROM INVESTMENTS			
12. Proceeds from investments sold, matured or repaid:			
12.1 Bonds.....	281,253	177,608	1,740,432
12.2 Stocks.....			128,565
12.3 Mortgage loans.....			
12.4 Real estate.....			
12.5 Other invested assets.....			
12.6 Net gains or (losses) on cash, cash equivalents and short-term investments.....			
12.7 Miscellaneous proceeds.....			
12.8 Total investment proceeds (Lines 12.1 to 12.7).....	281,253	177,608	1,868,997
13. Cost of investments acquired (long-term only):			
13.1 Bonds.....	763,227	255,625	1,048,324
13.2 Stocks.....	225,020		1,184,986
13.3 Mortgage loans.....			
13.4 Real estate.....			26,085
13.5 Other invested assets.....	30,000		1,320,000
13.6 Miscellaneous applications.....			
13.7 Total investments acquired (Lines 13.1 to 13.6).....	1,018,247	255,625	3,579,394
14. Net increase (decrease) in contract loans and premium notes.....	220	7,157	6,627
15. Net cash from investments (Line 12.8 minus Line 13.7 and Line 14).....	(737,215)	(85,173)	(1,717,025)
CASH FROM FINANCING AND MISCELLANEOUS SOURCES			
16. Cash provided (applied):			
16.1 Surplus notes, capital notes.....			
16.2 Capital and paid in surplus, less treasury stock.....			
16.3 Borrowed funds.....			
16.4 Net deposits on deposit-type contracts and other insurance liabilities.....			
16.5 Dividends to stockholders.....			
16.6 Other cash provided (applied).....	9,811	3,454	19,073
17. Net cash from financing and miscellaneous sources (Lines 16.1 through 16.4 minus Line 16.5 plus Line 16.6).....	9,811	3,454	19,073
RECONCILIATION OF CASH, CASH EQUIVALENTS AND SHORT-TERM INVESTMENTS			
18. Net change in cash, cash equivalents and short-term investments (Line 11 plus Line 15 plus Line 17).....	(313,023)	72,677	(1,323,278)
19. Cash, cash equivalents and short-term investments:			
19.1 Beginning of year.....	1,413,703	2,736,981	2,736,981
19.2 End of period (Line 18 plus Line 19.1).....	1,100,681	2,809,658	1,413,703

Note: Supplemental disclosures of cash flow information for non-cash transactions:

20.0001			
---------	--	--	--

EXHIBIT 1

DIRECT PREMIUMS AND DEPOSIT-TYPE CONTRACTS

	1 Current Year To Date	2 Prior Year To Date	3 Prior Year Ended December 31
1. Life Insurance.....	.....5,955	.....8,911	.....120,905
2. Individual annuities.....	.....520,232	.....201,918	.....978,203
3. Accident and Health.....	.....	.....	.....
4. Aggregate of all other lines of business.....	.....0	.....0	.....0
5. Subtotal (Lines 1 through 4).....	.....526,187	.....210,829	.....1,099,108
6. Fraternal.....	.....	.....	.....
7. Expenses.....	.....	.....	.....
8. Subtotal (Lines 5 through 7).....	.....526,187	.....210,829	.....1,099,108
9. Deposit-type contracts.....	.....	.....	.....
10. Total.....	.....526,187	.....210,829	.....1,099,108

DETAILS OF WRITE-INS

0401. ....	.....	.....	.....
0402. ....	.....	.....	.....
0403. ....	.....	.....	.....
0498. Summary of remaining write-ins for Line 4 from overflow page.....	.....0	.....0	.....0
0499. Total (Lines 0401 thru 0403 plus 0498) (Line 4 above).....	.....0	.....0	.....0

NOTES TO FINANCIAL STATEMENTS

1. SUMMARY OF SIGNIFICANT ACCOUNTING POLICIES
- The accompanying financial statements of the Union have been prepared in conformity with accounting practices prescribed or permitted by the NAIC and the State of Ohio.
2. ACCOUNTING CHANGES AND CORRECTIONS OF ERRORS
- None.
3. BUSINESS COMBINATIONS AND GOODWILL
- Not Applicable.
4. DISCONTINUED OPERATIONS
- Not Applicable.
5. INVESTMENTS
- Asset values are generally stated as follows: Bonds at amortized cost using the scientific method; Preferred Stock at cost; Common Stocks at market value; Real Estate at depreciated cost; and Policy Loans are stated at the aggregate unpaid balance. The Union uses the straight-line depreciation on its real estate holdings.
- A. Mortgage Loans- None
- B. Debt Restructuring- None
- C. Reverse Mortgages- None
- D. Loan-Backed Securities- None
6. JOINT VENTURES, PARTNERSHIPS AND LIMITED LIABILITY COMPANIES
- Not Applicable.
7. INVESTMENT INCOME
- Due and accrued income was excluded from Investment Income from Bonds where collection of the amount is uncertain.
- The amount excluded is \$0.
8. DERIATIVE INSTRUMENTS
- None.
9. INCOME TAXES
- Not Applicable.
10. INFORMATION CONCERNING PARENT, SUBSIDIARIES AND AFFILIATES
- Not Applicable.
11. DEBT
- None.
12. RETIREMENT PLANS, DEFERRED COMPENSATION, POSTEMPLOYMENT BENEFITS AND COMPENSATED ABSENCES AND OTHER POSTRETIREMENT BENEFIT PLANS
- A. Employee Retirement Plan: Not Applicable.
- B. Deferred Commensation Plan: Not Applicable.
- C. Post-Retirement Benefit Plans: Not Applicable.
13. CAPITAL AND SURPLUS, SHAREHOLDERS' DIVIDEND RESTRICTIONS AND QUASI-REORGANIZATIONS
- Not Applicable.
14. CONTINGENCIES
- A. Contingent Commitments: None.
- B. Assessments: None.
- C. Gain Contingencies: None.
- D. All Other Contingencies: None.
15. LEASES
- Non Applicable.
16. INFORMATION ABOUT FINANCIAL INSTRUMENTS WITH OFF-BALANCE SHEET RISK AND FINANCIAL INSTRUMENTS WITH CONCENTRATIONS OF CREDIT RISK
- Not Applicable.
17. SALE, TRANSFER AND SERVICING OF FINANCIAL ASSETS AND EXTINGUISHMENTS OF LIABILITIES
- C. Not Applicable.
18. GAIN OR LOSS TO THE REPORTING ENTITY FROM UNINSURED A&H PLANS AND THE UNINSURED PORTION OF PARTIALLY INSURED PLANS
- Not Applicable.
19. DIRECT PREMIUM WRITTEN/PRODUCED BY MANAGING GENERAL AGENTS/THIRD PARTY ADMINISTRATORS
- Not Applicable.

NOTES TO FINANCIAL STATEMENTS

20.

FAIR VALUE MEASUREMENTS

SSAP 100, Fair Value Measurements, establishes a framework for measuring fair value. That framework provides a fair value hierarchy that prioritizes the inputs to valuation techniques used to measure fair value. The three levels of the fair value hierarchy are described as follows:

Level 1 – inputs to the valuation methodology are unadjusted quoted prices for identical assets or liabilities in active markets that the Union has the ability to access.

Level 2 – inputs to the valuation methodology include quoted prices for similar assets or liabilities in active markets; quoted prices for identical or similar assets or liabilities in inactive markets; inputs other than quoted prices that are observable; or inputs that are derived principally from or corroborated by observable market data by correlation or other means.

Level 3 – inputs to the valuation methodology are unoberservable and significant to the fair value measurement.

The fair value measurement level within the fair value hierarchy is based on the lowest level of any input that is significant to the fair value measurement. The Union believes its valuation methods are appropriate and consistent with other market participants. The use of different methodologies or assumptions to determine the fair value of certain financial instruments could result in a different fair value measurement at the reporting date.

The Union is in the process of implementing these fair value measurements.
21.

OTHER ITEMS

Not Applicable.
22.

EVENTS SUBSEQUENT

Not Applicable.
23.

REINSURANCE

A. Ceded Reinsurance Report: The amount of aggregate reduction in surplus of a unilateral cancellation by the reinsurer is the Reserve Credit taken on Exhibit 5 totaling \$0.

B. Uncollectible Reinsurance: None.
24.

RETROSPECTIVELY RATED CONTRACTS & CONTRACTS SUBJECT TO REDETERMINATION

Not Applicable.
25.

CHANGE IN INCURRED LOSSES AND LOSS ADJUSTMENT EXPENSES

Not Applicable.
26.

INTERCOMPANY POOLING ARRANGEMENTS

Not Applicable.
27.

STRUCTURED SETTLEMENTS

Not Applicable.
28.

HEALTH CARE RECEIVABLES

Not Applicable.
29.

PARTICIPATING POLICIES

No significant change.
30.

PREMIUM DEFICIENCY RESERVES

None.
31.

RESERVES FOR LIFE CONTRACTS AND DEPOSIT-TYPE CONTRACTS

No significant change.
32.

ANALYSIS OF ANNUITY ACTUARIAL RESERVES AND DEPOSIT LIABILITIES BY WITHDRAWAL CHARACTERISTICS

No significant change.
33.

PREMIUM AND ANNUITY CONSIDERATIONS DEFERRED AND UNCOLLECTED

No significant change.
34.

SEPARATE ACCOUNTS

Not Applicable.
35.

LOSS/CLAIM ADJUSTMENT EXPENSES

Not Applicable.



GENERAL INTERROGATORIES

PART 1 - COMMON INTERROGATORIES - GENERAL

- 1.1

Did the reporting entity experience any material transactions requiring the filing of Disclosure of Material Transactions with the State of Domicile, as required by the Model Act?

Yes [ ☐ ]      No [ ☒ ]
- 1.2

If yes, has the report been filed with the domiciliary state?

Yes [ ☐ ]      No [ ☐ ]
- 2.1

Has any change been made during the year of this statement in the charter, by-laws, articles of incorporation, or deed of settlement of the reporting entity?

Yes [ ☐ ]      No [ ☒ ]
- 2.2

If yes, date of change:

.....
- 3.1

Have there been any substantial changes in the organizational chart since the prior quarter end?

Yes [ ☐ ]      No [ ☒ ]
- 3.2

If the response to 3.1 is yes, provide a brief description of those changes.

- 4.1

Has the reporting entity been a party to a merger or consolidation during the period covered by this statement?

Yes [ ☐ ]      No [ ☒ ]

- 4.2

If yes, provide name of entity, NAIC Company Code, and state of domicile (use two letter state abbreviation) for any entity that has ceased to exist as a result of the merger or consolidation.

1	2	3
Name of Entity	NAIC Company Code	State of Domicile

5.

If the reporting entity is subject to a management agreement, including third-party administrator(s), managing general agent(s), attorney-in-fact, or similar agreement, have there been any significant changes regarding the terms of the agreement or principals involved?  
If yes, attach an explanation.

Yes [ ☐ ]      No [ ☒ ]      N/A [ ☐ ]
- 

- 6.1

State as of what date the latest financial examination of the reporting entity was made or is being made.

12/31/2009.....

- 6.2

State the as of date that the latest financial examination report became available from either the state of domicile or the reporting entity. This date should be the date of the examined balance sheet and not the date the report was completed or released.

12/31/2009.....

- 6.3

State as of what date the latest financial examination report became available to other states or the public from either the state of domicile or the reporting entity. This is the release date or completion date of the examination report and not the date of the examination (balance sheet date).

12/31/2009.....

- 6.4

By what department or departments?  
Ohio
- 

- 6.5

Have all financial statement adjustments within the latest financial examination report been accounted for in a subsequent financial statement filed with Departments?

Yes [ ☒ ]      No [ ☐ ]      N/A [ ☐ ]

- 6.6

Have all of the recommendations within the latest financial examination report been complied with?

Yes [ ☒ ]      No [ ☐ ]      N/A [ ☐ ]

- 7.1

Has this reporting entity had any Certificates of Authority, licenses or registrations (including corporate registration, if applicable) suspended or revoked by any governmental entity during the reporting period?

Yes [ ☐ ]      No [ ☒ ]

- 7.2

If yes, give full information:

- 8.1

Is the company a subsidiary of a bank holding company regulated by the Federal Reserve Board?

Yes [ ☐ ]      No [ ☒ ]

- 8.2

If response to 8.1 is yes, please identify the name of the bank holding company.

- 8.3

Is the company affiliated with one or more banks, thrifts or securities firms?

Yes [ ☐ ]      No [ ☒ ]

- 8.4

If the response to 8.3 is yes, please provide below the names and location (city and state of the main office) of any affiliates regulated by a federal regulatory services agency [i.e. the Federal Reserve Board (FRB), the Office of the Comptroller of the Currency (OCC), the Federal Deposit Insurance Corporation (FDIC) and the Securities Exchange Commission (SEC)] and identify the affiliate's primary federal regulator].

1	2	3	4	5	6
Affiliate Name	Location (City, State)	FRB	OCC	FDIC	SEC

- 9.1

Are the senior officers (principal executive officer, principal financial officer, principal accounting officer or controller, or persons performing similar functions) of the reporting entity subject to a code of ethics, which includes the following standards?

Yes [ ☒ ]      No [ ☐ ]

- (a)

Honest and ethical conduct, including the ethical handling of actual or apparent conflicts of interest between personal and professional relationships;
- (b)

Full, fair, accurate, timely and understandable disclosure in the periodic reports required to be filed by the reporting entity;
- (c)

Compliance with applicable governmental laws, rules and regulations;
- (d)

The prompt internal reporting of violations to an appropriate person or persons identified in the code; and
- (e)

Accountability for adherence to the code.

- 9.11

If the response to 9.1 is No, please explain:

- 9.2

Has the code of ethics for senior managers been amended?

Yes [ ☐ ]      No [ ☒ ]

- 9.21

If the response to 9.2 is Yes, provide information related to amendment(s).

- 9.3

Have any provisions of the code of ethics been waived for any of the specified officers?

Yes [ ☐ ]      No [ ☒ ]

- 9.31

If the response to 9.3 is Yes, provide the nature of any waiver(s).

PART 1 - FINANCIAL

- 10.1

Does the reporting entity report any amounts due from parent, subsidiaries or affiliates on Page 2 of this statement?

Yes [ ☐ ]      No [ ☒ ]

- 10.2

If yes, indicate any amounts receivable from parent included in the Page 2 amount:

.....

PART 1 - INVESTMENT

11.1 Were any of the stocks, bonds, or other assets of the reporting entity loaned, placed under option agreement, or otherwise made available for use by another person? (Exclude securities under securities lending agreements.)

Yes [ ]No [X]

11.2 If yes, give full and complete information relating thereto:

12. Amount of real estate and mortgages held in other invested assets in Schedule BA:

\$.....0

13. Amount of real estate and mortgages held in short-term investments:

\$.....0

14.1 Does the reporting entity have any investments in parent, subsidiaries and affiliates?

Yes [ ]No [X]

14.2 If yes, please complete the following:

	1	2
	Prior Year-End	Current Quarter
	Book/Adjusted Carrying Value	Book/Adjusted Carrying Value
14.21 Bonds.....	\$ .....0	\$ .....0
14.22 Preferred Stock.....	\$ .....0	\$ .....0
14.23 Common Stock.....	\$ .....0	\$ .....0
14.24 Short-Term Investments.....	\$ .....0	\$ .....0
14.25 Mortgage Loans on Real Estate.....	\$ .....0	\$ .....0
14.26 All Other.....	\$ .....0	\$ .....0
14.27 Total Investment in Parent, Subsidiaries and Affiliates (Subtotal Lines 14.21 to 14.26).....	\$ .....0	\$ .....0
14.28 Total Investment in Parent included in Lines 14.21 to 14.26 above.....	\$ .....0	\$ .....0

15.1 Has the reporting entity entered into any hedging transactions reported on Schedule DB?

Yes [ ]No [X]

15.2 If yes, has a comprehensive description of the hedging program been made available to the domiciliary state?

Yes [ ]No [ ]

If no, attach a description with this statement.

16. For the reporting entity's security lending program, state the amount of the following as current statement date:

16.1 Total fair value of reinvested collateral assets reported on Schedule DL, Parts 1 and 2:

\$.....0

16.2 Total book adjusted/carrying value of reinvested collateral assets reported on Schedule DL, Parts 1 and 2:

\$.....0

16.3 Total payable for securities lending reporting on the liability page:

\$.....0

17. Excluding items in Schedule E-Part 3-Special Deposits, real estate, mortgage loans and investments held physically in the reporting entity's offices, vaults or safety deposit boxes, were all stocks, bonds and other securities, owned throughout the current year held pursuant to a custodial agreement with a qualified bank or trust company in accordance with Section 1, III - General Examination Considerations, F. Outsourcing of Critical Functions, Custodial or Safekeeping Agreements of the NAIC Financial Condition Examiners Handbook?

Yes [X]No [ ]

17.1 For all agreements that comply with the requirements of the NAIC Financial Condition Examiners Handbook, complete the following:

1	2
Name of Custodian(s)	Custodian Address

17.2 For all agreements that do not comply with the requirements of the NAIC Financial Condition Examiners Handbook, provide the name, location and a complete explanation.

1	2	3
Name(s)	Location(s)	Complete Explanation(s)

17.3 Have there been any changes, including name changes, in the custodian(s) identified in 17.1 during the current quarter?

Yes [ ]No [X]

17.4 If yes, give full and complete information relating thereto:

1	2	3	4
Old Custodian	New Custodian	Date of Change	Reason

17.5 Identify all investment advisors, broker/dealers or individuals acting on behalf of broker/dealers that have access to the investment accounts, handle securities and have authority to make investments on behalf of the reporting entity:

1	2	3
Central Registration Depository	Name(s)	Address

18.1 Have all the filing requirements of the Purposes and Procedures Manual of the NAIC Securities Valuation Office been followed?

Yes [X]No [ ]

18.2 If no, list exceptions:

CZECH CATHOLIC UNION  
GENERAL INTERROGATORIES (continued)  
PART 2 - FRATERNAL

1. Report the statement value of mortgage loans at the end of this reporting period for the following categories:

1.1 Long-term mortgages in good standing:

Reponses

1.11 Farm mortgages.....

1.12 Residential mortgages.....

1.13 Commercial mortgages.....

1.14 Total mortgages in good standing.....

\$.....0

1.2 Long-term mortgages in good standing with restructured terms:

1.21 Total mortgages in good standing with restructured terms.....

1.3 Long-term mortgage loans upon which interest is overdue more than three months:

1.31 Farm mortgages.....

1.32 Residential mortgages.....

1.33 Commercial mortgages.....

1.34 Total mortgages with interest overdue more than three months.....

\$.....0

1.4 Long-term mortgage loans in process of foreclosure:

1.41 Farm mortgages.....

1.42 Residential mortgages.....

1.43 Commercial mortgages.....

1.44 Total mortgages in process of foreclosure.....

\$.....0

1.5 Total mortgage loans (Lines 1.14 + 1.21 + 1.34 + 1.44) (Page 2, Column 3, Lines 3.1 + 3.2).....

\$.....0

1.6 Long-term mortgages foreclosed, properties transferred to real estate in current quarter:

1.61 Farm mortgages.....

1.62 Residential mortgages.....

1.63 Commercial mortgages.....

1.64 Total mortgages foreclosed and transferred to real estate.....

\$.....0

2.1 In all cases where the reporting entity has assumed accident and health risks from another company, provisions should be made in this statement on account of such reinsurance for reserve equal to that which the original company would have been required to establish had it retained the risks. Has this been done?

Yes [ X ]

No [ ]

2.2 If no, explain.....

3. Operating Percentages:

3.1 A&H loss percent.....

3.2 A&H cost containment percent.....

3.3 A&H expense percent excluding cost containment expenses.....

4.1 Do you act as a custodian for health savings accounts?.....

Yes [ ]

No [ X ]

4.2 If yes, please provide the amount of custodial funds held as of the reporting date.....

\$.....

4.3 Do you act as an administrator for health savings accounts?.....

Yes [ ]

No [ X ]

4.4 If yes, please provide the balance of the funds administered as of the reporting date.....

\$.....

5.1 Does the reporting entiy have outstanding assessments in the form of liens against policy benefits that have increased surplus?.....

Yes [ ]

No [ X ]

5.2 If yes, what is the date(s) of the original lien and the total outstanding balance of liens that remain in surplus?

Date	Outstanding Lien Amounts

SCHEDULE S - CEDED REINSURANCE

Showing All New Reinsurance Treaties - Current Year to Date

1	2	3	4	5	6	7
NAIC Company Code	Federal ID Number	Effective Date	Name of Reinsurer	Domiciliary Jurisdiction	Type of Reinsurance Ceded	Is Insurer Authorized? (YES or NO)

NONE

CZECH CATHOLIC UNION  
SCHEDULE T - PREMIUMS AND ANNUITY CONSIDERATIONS

Current Year to Date - Allocated by States and Territories

State, Etc.	1	Direct Business Only					
		Life Contracts		4	5	6	7
		2	3				
	Active Status	Life Insurance Premiums	Annuity Considerations	Accident and Health Insurance Premiums, Including Policy, Membership and Other Fees	Other Considerations	Total Columns 2 through 5	Deposit-Type Contracts
1. Alabama.....	AL.....N.....					0	
2. Alaska.....	AK.....N.....					0	
3. Arizona.....	AZ.....N.....					0	
4. Arkansas.....	AR.....N.....					0	
5. California.....	CA.....N.....					0	
6. Colorado.....	CO.....N.....					0	
7. Connecticut.....	CT.....N.....					0	
8. Delaware.....	DE.....N.....					0	
9. District of Columbia.....	DC.....N.....					0	
10. Florida.....	FL.....N.....					0	
11. Georgia.....	GA.....N.....					0	
12. Hawaii.....	HI.....N.....					0	
13. Idaho.....	ID.....N.....					0	
14. Illinois.....	IL.....L.....	1,123	126,300			127,423	
15. Indiana.....	IN.....N.....					0	
16. Iowa.....	IA.....L.....	33	20,000			20,033	
17. Kansas.....	KS.....N.....					0	
18. Kentucky.....	KY.....N.....					0	
19. Louisiana.....	LA.....N.....					0	
20. Maine.....	ME.....N.....					0	
21. Maryland.....	MD.....N.....					0	
22. Massachusetts.....	MA.....N.....					0	
23. Michigan.....	MI.....L.....	121				121	
24. Minnesota.....	MN.....N.....					0	
25. Mississippi.....	MS.....N.....					0	
26. Missouri.....	MO.....N.....	49				49	
27. Montana.....	MT.....N.....					0	
28. Nebraska.....	NE.....N.....	1,114				1,114	
29. Nevada.....	NV.....N.....					0	
30. New Hampshire.....	NH.....N.....					0	
31. New Jersey.....	NJ.....N.....					0	
32. New Mexico.....	NM.....N.....					0	
33. New York.....	NY.....N.....	120				120	
34. North Carolina.....	NC.....N.....					0	
35. North Dakota.....	ND.....N.....					0	
36. Ohio.....	OH.....L.....	3,395	373,932			377,327	
37. Oklahoma.....	OK.....N.....					0	
38. Oregon.....	OR.....N.....					0	
39. Pennsylvania.....	PA.....N.....					0	
40. Rhode Island.....	RI.....N.....					0	
41. South Carolina.....	SC.....N.....					0	
42. South Dakota.....	SD.....N.....					0	
43. Tennessee.....	TN.....N.....					0	
44. Texas.....	TX.....N.....					0	
45. Utah.....	UT.....N.....					0	
46. Vermont.....	VT.....N.....					0	
47. Virginia.....	VA.....N.....					0	
48. Washington.....	WA.....N.....					0	
49. West Virginia.....	WV.....N.....					0	
50. Wisconsin.....	WI.....N.....					0	
51. Wyoming.....	WY.....N.....					0	
52. American Samoa.....	AS.....N.....					0	
53. Guam.....	GU.....N.....					0	
54. Puerto Rico.....	PR.....N.....					0	
55. US Virgin Islands.....	VI.....N.....					0	
56. Northern Mariana Islands.....	MP.....N.....					0	
57. Canada.....	CAN.....N.....					0	
58. Aggregate Other Alien.....	OT.....XXX.....	0	0	0	0	0	0
59. Subtotals.....	(a).....4.....XXX.....	5,955	520,232	0	0	526,187	0
90. Reporting entity contributions for employee benefit plans	.....XXX.....					0	
91. Dividends or refunds applied to purchase paid-up additions and annuities.....	.....XXX.....					0	
92. Dividends or refunds applied to shorten endowment or premium paying period.....	.....XXX.....					0	
93. Premium or annuity considerations waived under disability or other contract provisions.....	.....XXX.....					0	
94. Aggregate other amounts not allocable by state.....	.....XXX.....	0	0	0	0	0	0
95. Totals (Direct Business).....	.....XXX.....	5,955	520,232	0	0	526,187	0
96. Plus reinsurance assumed.....	.....XXX.....					0	
97. Totals (All Business).....	.....XXX.....	5,955	520,232	0	0	526,187	0
98. Less reinsurance ceded.....	.....XXX.....					0	
99. Totals (All Business) less reinsurance ceded.....	.....XXX.....	5,955	520,232	0	0	526,187	0

DETAILS OF WRITE-INS

58001. ....	XXX.....					0	
58002. ....	XXX.....					0	
58003. ....	XXX.....					0	
58998. Summary of remaining write-ins for Line 58 from overflow page.....	XXX.....	0	0	0	0	0	0
58999. Totals (Lines 58001 thru 58003 plus 58998) (Line 58 above).....	XXX.....	0	0	0	0	0	0
9401. ....	XXX.....					0	
9402. ....	XXX.....					0	
9403. ....	XXX.....					0	
9498. Summary of remaining write-ins for Line 94 from overflow page.....	XXX.....	0	0	0	0	0	0
9499. Totals (Lines 9401 thru 9403 plus 9498) (Line 94 above).....	XXX.....	0	0	0	0	0	0

(L) - Licensed or Chartered - Licensed Insurance Carrier or Domiciled RRG; (R) - Registered - Non-domiciled RRGs; (Q) - Qualified - Qualified or Accredited Reinsurer;  
(E) - Eligible - Reporting Entities eligible or approved to write Surplus Lines in the state; (N) - None of the above - Not allowed to write business in the state.  
(a) Insert the number of L responses except for Canada and Other Alien.

**Sch. Y-Part 1**  
**NONE**

**Schedule Y-Part 1A**  
**NONE**

CZECH CATHOLIC UNION

SUPPLEMENTAL EXHIBITS AND SCHEDULES INTERROGATORIES


The following supplemental reports are required to be filed as part of your statement filing. However, in the event that your company does not transact the type of business for which the special report must be filed, your response of NO to the specific interrogatory will be accepted in lieu of filing a "NONE" report and a bar code will be printed below. If the supplement is required of your company but is not being filed for whatever reason, enter SEE EXPLANATION and provide an explanation following the interrogatory questions.

	Response
1. Will the Trusteed Surplus Statement be filed with the state of domicile and the NAIC with this statement?	NO
2. Will the Medicare Part D Coverage Supplement be filed with the state of domicile and the NAIC with this statement?	NO
3. Will the Reasonableness of Assumptions Certification required by Actuarial Guideline XXXV be filed with the state of domicile and electronically with the NAIC?	NO
4. Will the Reasonableness and Consistency of Assumptions Certification required by Actuarial Guideline XXXV be filed with the state of domicile and electronically with the NAIC?	NO
5. Will the Reasonableness of Assumptions Certification for Implied Guaranteed Rate Method required by Actuarial Guideline XXXVI be filed with the state of domicile and electronically with the NAIC?	NO
6. Will the Reasonableness and Consistency of Assumptions Certification required by Actuarial Guideline XXXVI (Updated Average Market Value) be filed with the state of domicile and electronically with the NAIC?	NO
7. Will the Reasonableness and Consistency of Assumptions Certification required by Actuarial Guideline XXXVI (Updated Market Value) be filed with the state of domicile and electronically with the NAIC?	NO


Explanations:

1.
2.
3.
4.
5.
6.
7.


Bar Code:




\* 5 6 3 2 4 2 0 1 3 4 9 0 0 0 0 0 1 \*




\* 5 6 3 2 4 2 0 1 3 3 6 5 0 0 0 0 1 \*




\* 5 6 3 2 4 2 0 1 3 4 4 5 0 0 0 0 1 \*




\* 5 6 3 2 4 2 0 1 3 4 4 6 0 0 0 0 1 \*



\* 5 6 3 2 4 2 0 1 3 4 4 7 0 0 0 0 1 \*



\* 5 6 3 2 4 2 0 1 3 4 4 8 0 0 0 0 1 \*



\* 5 6 3 2 4 2 0 1 3 4 4 9 0 0 0 0 1 \*

NONE



CZECH CATHOLIC UNION  
SCHEDULE A - VERIFICATION  
Real Estate

	1	2
	Year to Date	Prior Year Ended December 31
1. Book/adjusted carrying value, December 31 of prior year.....	46,235	21,128
2. Cost of acquired:		
2.1 Actual cost at time of acquisition.....		26,085
2.2 Additional investment made after acquisition.....		
3. Current year change in encumbrances.....		
4. Total gain (loss) on disposals.....		
5. Deduct amounts received on disposals.....		
6. Total foreign exchange change in book/adjusted carrying value.....		
7. Deduct current year's other than temporary impairment recognized.....		
8. Deduct current year's depreciation.....	327	978
9. Book/adjusted carrying value at end of current period (Lines 1+2+3+4-5+6-7-8).....	45,908	46,235
10. Deduct total nonadmitted amounts.....		
11. Statement value at end of current period (Line 9 minus Line 10).....	45,908	46,235

SCHEDULE B - VERIFICATION  
Mortgage Loans

	1	2
	Year to Date	Prior Year Ended December 31
1. Book value/recorded investment excluding accrued interest, December 31 of prior year.....	0	
2. Cost of acquired:		
2.1 Actual cost at time of acquisition.....		
2.2 Additional investment made after acquisition.....		
3. Capitalized deferred interest and other.....		
4. Accrual of discount.....		
5. Unrealized valuation increase (decrease).....		
6. Total gain (loss) on disposals.....		
7. Deduct amounts received on disposals.....		
8. Deduct amortization of premium and mortgage interest points and commitment fees.....		
9. Total foreign exchange change in book value/recorded investment excluding accrued interest.....		
10. Deduct current year's other than temporary impairment recognized.....		
11. Book value/recorded investment excluding accrued interest at end of current period (Lines 1+2+3+4+5+6-7-8+9-10).....	0	0
12. Total valuation allowance.....		
13. Subtotal (Line 11 plus Line 12).....	0	0
14. Deduct total nonadmitted amounts.....		
15. Statement value at end of current period (Line 13 minus Line 14).....	0	0

NONE

SCHEDULE BA - VERIFICATION  
Other Long-Term Invested Assets

	1	2
	Year to Date	Prior Year Ended December 31
1. Book/adjusted carrying value, December 31 of prior year.....	3,490,745	2,181,720
2. Cost of acquired:		
2.1 Actual cost at time of acquisition.....	30,000	1,320,000
2.2 Additional investment made after acquisition.....		
3. Capitalized deferred interest and other.....		
4. Accrual of discount.....		
5. Unrealized valuation increase (decrease).....	(165)	
6. Total gain (loss) on disposals.....		
7. Deduct amounts received on disposals.....		
8. Deduct amortization of premium and depreciation.....		10,975
9. Total foreign exchange change in book/adjusted carrying value.....		
10. Deduct current year's other than temporary impairment recognized.....		
11. Book/adjusted carrying value at end of current period (Lines 1+2+3+4+5+6-7-8+9-10).....	3,520,580	3,490,745
12. Deduct total nonadmitted amounts.....		
13. Statement value at end of current period (Line 11 minus Line 12).....	3,520,580	3,490,745

SCHEDULE D - VERIFICATION  
Bonds and Stocks

	1	2
	Year to Date	Prior Year Ended December 31
1. Book/adjusted carrying value of bonds and stocks, December 31 of prior year.....	9,876,643	9,434,187
2. Cost of bonds and stocks acquired.....	988,247	2,233,309
3. Accrual of discount.....		4,492
4. Unrealized valuation increase (decrease).....	48,500	69,273
5. Total gain (loss) on disposals.....	(176)	14,382
6. Deduct consideration for bonds and stocks disposed of.....	281,253	1,868,997
7. Deduct amortization of premium.....		10,003
8. Total foreign exchange change in book/adjusted carrying value.....		
9. Deduct current year's other than temporary impairment recognized.....		
10. Book/adjusted carrying value at end of current period (Lines 1+2+3+4+5-6-7+8-9).....	10,631,961	9,876,643
11. Deduct total nonadmitted amounts.....		
12. Statement value at end of current period (Line 10 minus Line 11).....	10,631,961	9,876,643

SCHEDULE D - PART 1B

Showing the Acquisitions, Dispositions and Non-Trading Activity  
During the Current Quarter for all Bonds and Preferred Stock by Rating Class

	1	2	3	4	5	6	7	8
	Book/Adjusted Carrying Value Beginning of Current Quarter	Acquisitions During Current Quarter	Dispositions During Current Quarter	Non-Trading Activity During Current Quarter	Book/Adjusted Carrying Value End of First Quarter	Book/Adjusted Carrying Value End of Second Quarter	Book/Adjusted Carrying Value End of Third Quarter	Book/Adjusted Carrying Value December 31 Prior Year
BONDS								
1. Class 1 (a).....	6,120,762	763,227	281,253	(955)	6,601,781			6,120,762
2. Class 2 (a).....	1,371,047				1,371,047			1,371,047
3. Class 3 (a).....	155,071				155,071			155,071
4. Class 4 (a).....	150,664				150,664			150,664
5. Class 5 (a).....	245,577				245,577			245,577
6. Class 6 (a).....	18,691				18,691			18,691
7. Total Bonds.....	8,061,812	763,227	281,253	(955)	8,542,830	0	0	8,061,812
PREFERRED STOCK								
8. Class 1.....	276,000				276,000			276,000
9. Class 2.....								
10. Class 3.....								
11. Class 4.....								
12. Class 5.....								
13. Class 6.....								
14. Total Preferred Stock.....	276,000	0	0	0	276,000	0	0	276,000
15. Total Bonds and Preferred Stock.....	8,337,812	763,227	281,253	(955)	8,818,830	0	0	8,337,812

(a) Book/Adjusted Carrying Value column for the end of the current reporting period includes the following amount of non-rated short-term and cash equivalent bonds by NAIC designation:  
NAIC 1 \$.....0; NAIC 2 \$.....0; NAIC 3 \$.....0; NAIC 4 \$.....0; NAIC 5 \$.....0; NAIC 6 \$.....0.

**Sch. DA-Part 1**  
**NONE**

**Sch. DA-Verification**  
**NONE**

**Sch. DB-Pt A-Verification**  
**NONE**

**Sch. DB-Pt B-Verification**  
**NONE**

**Sch. DB-Pt C-Sn 1**  
**NONE**

**Sch. DB-Pt C-Sn 2**  
**NONE**

**Sch. DB-Verification**  
**NONE**

**Sch. E-Verification**  
**NONE**

**Sch. A-Pt 2**  
**NONE**

**Sch. A-Pt 3**  
**NONE**

**Sch. B-Pt 2**  
**NONE**

**Sch. B-Pt 3**  
**NONE**

SCHEDULE BA - PART 2

Showing Other Long-Term Invested Assets ACQUIRED AND ADDITIONS MADE During the Current Quarter

1  CUSIP Identification	2  Name or Description		Location		5  Name of Vendor or General Partner	6  NAIC Designation	7  Date Originally Acquired	8  Type and Strategy	9  Actual Cost at Time of Acquisition	10  Additional Investment Made After Acquisition	11  Amount of Encumbrances	12  Commitment for Additional Investment	13  Percentage of Ownership	
			3	4										
			City	State										
Fixed or Variable Interest Rate Investments That Have Underlying Characteristics of Bonds - Unaffiliated														
68381K	10	1	OPPENHEIVER SE FLOATING RATE.....	CLEVELAND.....	OHIO.....	WELLS FARGO.....	.....	04/23/2012.....	.....	.....30,000	.....	.....	.....	
0799999. Total - Fixed or Variable Interest Rate Investments That Have Underlying Characteristics of Bonds - Unaffiliated.....									.....	.....30,000	.....0	.....0	.....0	...XXX.....
3999999. Subtotal - Unaffiliated.....									.....	.....30,000	.....0	.....0	.....0	...XXX.....
4199999. Totals.....									.....	.....30,000	.....0	.....0	.....0	...XXX.....

SCHEDULE BA - PART 3

Showing Other Long-Term Invested Assets DISPOSED, Transferred or Repaid During the Current Quarter

1  CUSIP Identification	2  Name or Description		Location		5  Name of Purchaser or Nature of Disposal	6  Date Originally Acquired	7  Disposal Date	8  Book/Adjusted Carrying Value Less Encumbrances, Prior Year	Changes in Book/Adjusted Carrying Value					15  Book/Adjusted Carrying Value Less Encumbrances on Disposal	16  Consideration	17  Foreign Exchange Gain (Loss) on Disposal	18  Realized Gain (Loss) on Disposal	19  Total Gain (Loss) on Disposal	20  Investment Income
			3  City	4  State					9  Unrealized Valuation Increase (Decrease)	10  Current Year's (Depreciation) or (Amortization)/ Accretion	11  Current Year's Other Than Temporary Impairment Recognized	12  Capitalized Deferred Interest and Other	13  Total Change in B./A.C.V (9+10-11+12)	14  Total Foreign Exchange Change in B./A.C.V.					

NONE

SCHEDULE D - PART 3

Show all Long-Term Bonds and Stock Acquired During the Current Quarter

1	2			3	4	5	6	7	8	9	10
CUSIP Identification	Description			Foreign	Date Acquired	Name of Vendor	Number of Shares of Stock	Actual Cost	Par Value	Paid for Accrued Interest and Dividends	NAIC Designation or Market Indicator (a)
Bonds - Industrial and Miscellaneous											
65339K 88 6	NEXTERA ENERGY.....			.....	...01/18/2013	WELLS FARGO.....	.....	.....25,000	.....25,000	.....	1.....
02765U DC 5	AMERICAN MUNICIPAL POWER.....			.....	...02/05/2013	PNC INVESTMENTS.....	.....	.....11,655	.....10,000	.....309	1.....
680616 VH 9	OLENTANGY LOCAL SCHOOL DISTRICT.....			.....	...02/05/2013	PNC INVESTMENTS.....	.....	.....29,322	.....25,000	.....291	1.....
037411 BC 8	APACHE CORPORATION.....			.....	...02/26/2013	WELLS FARGO.....	.....	.....49,650	.....50,000	.....519	1.....
501044 BZ 3	KROGER COMPANY.....			.....	...02/26/2013	WELLS FARGO.....	.....	.....99,020	.....75,000	.....2,344	1.....
23338V AA 4	DTE ELECTRIC.....			.....	...03/26/2013	WELLS FARGO.....	.....	.....51,422	.....50,000	.....22	1.....
88732J AU 2	TIME WARNER CABLE INCORPORATED.....			.....	...03/26/2013	WELLS FARGO.....	.....	.....60,751	.....50,000	.....994	1.....
06741T QX 8	BARCLAYS BANK PLC.....			.....	...03/26/2013	JANNEY MONTGOMERY SCOTT.....	.....	.....25,000	.....25,000	.....2	1.....
23317H 80 5	DDR CORPORATION.....			.....	...03/26/2013	WELLS FARGO.....	.....	.....25,000	.....25,000	.....	1.....
244199 BF 1	DEERE & COMPANY.....			.....	...03/26/2013	WELLS FARGO.....	.....	.....50,410	.....50,000	.....607	1.....
24702R AM 3	DELL INCORPORATED.....			.....	...03/26/2013	WELLS FARGO.....	.....	.....44,029	.....50,000	.....158	1.....
260543 CG 6	DOW CHEMICAL COMPANY.....			.....	...03/26/2013	WELLS FARGO.....	.....	.....49,024	.....50,000	.....832	1.....
316773 CH 1	FIFTH THIRD BANCORP.....			.....	...03/26/2013	WELLS FARGO.....	.....	.....71,625	.....50,000	.....344	1.....
500255 AQ 7	KOHL'S CORPORATION.....			.....	...03/26/2013	WELLS FARGO.....	.....	.....59,095	.....50,000	.....1,012	1.....
718172 AM 1	PHILIP MORRIS INTL INCORPORATED.....			.....	...03/26/2013	WELLS FARGO.....	.....	.....51,411	.....50,000	.....826	1.....
984121 CB 7	XEROX CORPORATION.....			.....	...03/26/2013	WELLS FARGO.....	.....	.....60,816	.....50,000	.....994	1.....
3899999.	Total - Bonds - Industrial & Miscellaneous.....			.....			.....	.....763,227	.....685,000	.....9,254	.....XXX.....
8399997.	Total - Bonds - Part 3.....			.....			.....	.....763,227	.....685,000	.....9,254	.....XXX.....
8399999.	Total - Bonds.....			.....			.....	.....763,227	.....685,000	.....9,254	.....XXX.....
Common Stocks - Industrial and Miscellaneous											
30279S 70 3	FIRST TRUST UNIT 3940.....			.....	...03/08/2013	JANNEY MONTGOMERY SCOTT.....	.....4,546.000	.....50,008	.....XXX.....		L.....
30274S 70 8	FIRST TRUST UNIT 4042.....			.....	...03/08/2013	JANNEY MONTGOMERY SCOTT.....	.....4,938.000	.....50,002	.....XXX.....		L.....
30277S 80 4	FIRST TRUST UNIT 4077.....			.....	...03/08/2013	JANNEY MONTGOMERY SCOTT.....	.....5,017.000	.....50,006	.....XXX.....		L.....
30281F 40 0	FIRST TRUST UNIT 4067.....			.....	...03/25/2013	JANNEY MONTGOMERY SCOTT.....	.....2,521.000	.....25,004	.....XXX.....		L.....
112792 10 6	BROOKFIELD MORTGAGE.....			.....	...03/25/2013	WELLS FARGO.....	.....2,500.000	.....50,000	.....XXX.....		L.....
9099999.	Total - Common Stocks - Industrial & Miscellaneous.....			.....			.....	.....225,020	.....XXX.....	.....0	.....XXX.....
9799997.	Total - Common Stocks - Part 3.....			.....			.....	.....225,020	.....XXX.....	.....0	.....XXX.....
9799999.	Total - Common Stocks.....			.....			.....	.....225,020	.....XXX.....	.....0	.....XXX.....
9899999.	Total - Preferred and Common Stocks.....			.....			.....	.....225,020	.....XXX.....	.....0	.....XXX.....
9999999.	Total - Bonds, Preferred and Common Stocks.....			.....			.....	.....988,247	.....XXX.....	.....9,254	.....XXX.....

(a) For all common stock bearing the NAIC market indicator "U" provide: the number of such issues:.....0.

QE04

SCHEDULE D - PART 4

Show All Long-Term Bonds and Stock Sold, Redeemed or Otherwise Disposed of During the Current Quarter

1	2			3 F o r e i g n	4  Disposal Date	5  Name of Purchaser	6  Number of Shares of Stock	7  Consideration	8  Par Value	9  Actual Cost	10  Prior Year Book/ Adjusted Carrying Value	Change in Book/Adjusted Carrying Value					16  Book/ Adjusted Carrying Value At Disposal Date	17  Foreign Exchange Gain (Loss) on Disposal	18  Realized Gain (Loss) on Disposal	19  Total Gain (Loss) on Disposal	20  Bond Interest/ Stock Dividends Received During Year	21  Stated Contractual Maturity Date	22 NAIC Desig- nation or Market Indicator (a)
												11  Unrealized Valuation Increase/ (Decrease)	12  Current Year's (Amortization)/ Accretion	13  Current Year's Other Than Temporary Impairment Recognized	14  Total Change in B./A.C.V. (11+12-13)	15  Total Foreign Exchange Change in B./A.C.V.							
CUSIP Identification	Description																						

Bonds - U.S. Government

38376P	LY	4	GOVERNMENT NATIONAL MORTGAGE ASSN.....	.....	01/22/2013	CALLED.....	.....	.....22,015	.....22,015	.....22,015	.....22,015	.....	.....	.....	.....0	.....	.....22,015	.....	.....	.....0	.....83	01/20/2039	1.....
31395N	ME	4	FEDERAL NATIONAL MORTGAGE ASSN.....	.....	01/29/2013	CALLED.....	.....	.....1,147	.....1,147	.....1,147	.....1,147	.....	.....	.....	.....0	.....	.....1,147	.....	.....	.....0	.....6	03/25/2036	1.....
38374U	H6	1	GOVERNMENT NATIONAL MORTGAGE ASSN.....	.....	01/31/2013	CALLED.....	.....	.....1,641	.....1,209	.....1,209	.....1,209	.....	.....	.....	.....0	.....	.....1,209	.....	.....432	.....432	.....	06/20/2039	1.....
31394E	X3	7	FEDERAL NATIONAL MORTGAGE ASSN.....	.....	02/28/2013	CALLED.....	.....	.....8,399	.....8,399	.....8,399	.....8,399	.....	.....	.....	.....0	.....	.....8,399	.....	.....	.....0	.....55	08/25/2035	1.....
38374V	AW	9	GOVERNMENT NATIONAL MORTGAGE ASSN.....	.....	03/20/2013	CALLED.....	.....	.....46,071	.....46,071	.....46,071	.....46,071	.....	.....	.....	.....0	.....	.....46,071	.....	.....	.....0	.....346	06/20/2039	1.....
			GNMA PASS THRU POOL.....	.....	03/31/2013	CALLED (PARTIAL).....	.....	.....3,657	.....3,657	.....3,657	.....3,657	.....	.....	.....	.....0	.....	.....3,657	.....	.....	.....0	.....		1.....
			FEDERAL HOME LOAN MORTGAGE.....	.....	03/31/2013	CALLED (PARTIAL).....	.....	.....24,846	.....24,846	.....24,846	.....24,846	.....	.....	.....	.....0	.....	.....24,846	.....	.....	.....0	.....		1.....
			MULTICLASS CMO.....	.....	03/31/2013	CALLED (PARTIAL).....	.....	.....10,522	.....10,522	.....10,522	.....10,522	.....	.....	.....	.....0	.....	.....10,522	.....	.....	.....0	.....		1.....
			GOVERNMENT NATIONAL MORTGAGE ASSN.....	.....	03/31/2013	CALLED (PARTIAL).....	.....	.....47,955	.....47,955	.....47,955	.....47,955	.....	.....	.....	.....0	.....	.....47,955	.....	.....	.....0	.....		1.....
0599999.			Total - Bonds - U.S. Government.....	.....			.....	.....166,253	.....165,820	.....165,820	.....165,820	.....0	.....0	.....0	.....0	.....0	.....165,820	.....0	.....432	.....432	.....490	....XXX...	..XXX...

Bonds - Industrial and Miscellaneous

17307X	BP	5	CITIGROUP GLOBAL.....	.....	02/25/2013	CALLED.....	.....	.....25,000	.....25,000	.....25,000	.....25,000	.....	.....	.....	.....0	.....	.....25,000	.....	.....	.....0	.....219	01/15/2024	1.....
36966R	T3	0	GENERAL ELECTRIC CAP CORP.....	.....	02/25/2013	CALLED.....	.....	.....25,000	.....25,000	.....25,000	.....25,000	.....	.....	.....	.....0	.....	.....25,000	.....	.....	.....0	.....781	08/15/2027	1.....
36966R	CZ	7	GENERAL ELECTRIC CAP CORP.....	.....	03/15/2013	CALLED.....	.....	.....15,000	.....15,000	.....15,000	.....15,000	.....	.....	.....	.....0	.....	.....15,000	.....	.....	.....0	.....384	03/15/2020	1.....
36962G	ZY	3	GENERAL ELECTRIC CAP CORP.....	.....	01/31/2013	CALLED (PARTIAL.....	.....	.....50,000	.....50,608	.....50,000	.....50,000	.....	.....	.....	.....0	.....	.....	.....	.....(608)	.....(608)	.....13,626	01/15/2013	1.....
3899999.			Total - Bonds - Industrial & Miscellaneous.....	.....			.....	.....115,000	.....115,608	.....115,000	.....115,000	.....0	.....0	.....0	.....0	.....0	.....65,000	.....0	.....(608)	.....(608)	.....15,010	....XXX...	..XXX...
8399997.			Total - Bonds - Part 4.....	.....			.....	.....281,253	.....281,429	.....280,820	.....280,820	.....0	.....0	.....0	.....0	.....0	.....230,820	.....0	.....(176)	.....(176)	.....15,500	....XXX...	..XXX...
8399999.			Total - Bonds.....	.....			.....	.....281,253	.....281,429	.....280,820	.....280,820	.....0	.....0	.....0	.....0	.....0	.....230,820	.....0	.....(176)	.....(176)	.....15,500	....XXX...	..XXX...
9999999.			Total - Bonds, Preferred and Common Stocks.....	.....			.....	.....281,253	.....XXX.....	.....280,820	.....280,820	.....0	.....0	.....0	.....0	.....0	.....230,820	.....0	.....(176)	.....(176)	.....15,500	....XXX...	..XXX...

(a) For all common stock bearing the NAIC market indicator "U" provide: the number of such issues:.....0.

QE05

**Sch. DB-Pt A-Sn 1**  
**NONE**

**Sch. DB-Pt B-Sn 1**  
**NONE**

**Sch. DB-Pt B-Sn 1B-Broker List**  
**NONE**

**Sch. DB-Pt D-Sn 1**  
**NONE**

**Sch. DB-Pt D-Sn 2**  
**NONE**

**Sch. DL-Pt. 1**  
**NONE**

**Sch. DL-Pt. 2**  
**NONE**

SCHEDULE E - PART 1 - CASH

Month End Depository Balances

1	2	3	4	5	Book Balance at End of Each Month During Current Quarter			9
					6	7	8	
Depository	Code	Rate of Interest	Amount of Interest Received During Current Quarter	Amount of Interest Accrued at Current Statement Date	First Month	Second Month	Third Month	*
Open Depositories								
CFG COMMUNITY BANK..... MARYLAND.....	.....	.....2.750	.....414	.....	.....61,000	.....61,000	.....61,000	XXX..
HSBC BANK.....	.....	.....	.....4,280	.....	.....102,750	.....103,600	.....105,760	XXX..
PNC BANK..... OHIO.....	.....	.....0.050	.....83	.....	.....75,000	.....75,000	.....75,000	XXX..
PNC MONEY MARKET..... OHIO.....	.....	.....1.750	.....269	.....	.....558,566	.....558,652	.....558,740	XXX..
PNC COMMERCIAL ACCOUNT..... OHIO.....	.....	.....	.....	.....	.....904,171	.....879,604	.....193,281	XXX..
OHIO CATHOLIC FEDERAL CREDIT UNION..... OHIO.....	.....	.....500.000	.....22	.....	.....10,005	.....	.....	XXX..
WELLS FARGO..... NORTH CAROLINA.....	.....	.....	.....3,000	.....	.....104,000	.....105,250	.....106,875	XXX..
0199999. Total Open Depositories.....	...XXX.....	...XXX.....	.....8,068	.....0	.....1,815,492	.....1,783,105	.....1,100,656	XXX..
0399999. Total Cash on Deposit.....	...XXX.....	...XXX.....	.....8,068	.....0	.....1,815,492	.....1,783,105	.....1,100,656	XXX..
0499999. Cash in Society's Office.....	...XXX.....	...XXX.....	...XXX.....	...XXX.....	.....25	.....25	.....25	XXX..
0599999. Total Cash.....	...XXX.....	...XXX.....	.....8,068	.....0	.....1,815,517	.....1,783,130	.....1,100,681	XXX..



SCHEDULE E - PART 2 - CASH EQUIVALENTS

Show Investments Owned End of Current Quarter

1	2	3	4	5	6	7	8
Description	Code	Date Acquired	Rate of Interest	Maturity Date	Book/Adjusted Carrying Value	Amount of Interest Due & Accrued	Amount Received During Year

NONE