



QUARTERLY STATEMENT

As of March 31, 2013  
of the Condition and Affairs of the

GREAT AMERICAN ASSURANCE COMPANY

NAIC Group Code.....84, 84 (Current Period) (Prior Period)	NAIC Company Code..... 26344	Employer's ID Number..... 15-6020948
Organized under the Laws of OHIO	State of Domicile or Port of Entry OHIO	Country of Domicile US
Incorporated/Organized..... March 23, 1905	Commenced Business..... March 23, 1905	
Statutory Home Office	301 E Fourth Street..... Cincinnati ..... OH ..... US ..... 45202 (Street and Number) (City or Town, State, Country and Zip Code)	
Main Administrative Office	301 E Fourth Street..... Cincinnati ..... OH ..... US ..... 45202 (Street and Number) (City or Town, State, Country and Zip Code)	513-369-5000 (Area Code) (Telephone Number)
Mail Address	301 E Fourth Street..... Cincinnati ..... OH ..... US ..... 45202 (Street and Number or P. O. Box) (City or Town, State, Country and Zip Code)	
Primary Location of Books and Records	301 E Fourth Street..... Cincinnati ..... OH ..... US ..... 45202 (Street and Number) (City or Town, State, Country and Zip Code)	513-369-5000 (Area Code) (Telephone Number)
Internet Web Site Address	www.GreatAmericanInsurance.com	
Statutory Statement Contact	Robert James Schwartz (Name) BSchwartz@GAIC.com (E-Mail Address)	513-369-5092 (Area Code) (Telephone Number) (Extension) 513-369-3873 (Fax Number)

OFFICERS

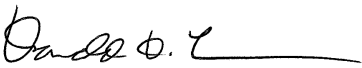


Name	Title	Name	Title
1. Donald Dumford Larson	President	2. Eve Cutler Rosen	Senior Vice President, General Counsel & Secretary
3. Robert James Schwartz	Vice President & Controller	4. John Linn Doellman	Vice President & Actuary
Ronald James Brichler	Executive Vice President	Gary John Gruber	Executive Vice President
Aaron Beasy Latto	Senior Vice President	David John Witzgall	Senior Vice President, Chief Financial Officer & Treasurer
Annette Denise Gardner	Vice President & Assistant Treasurer	Sue Ann Erhart #	Vice President
John William Tholen	Vice President	Stephen Charles Beraha	Assistant Vice President & Assistant Secretary
Kathleen Joan Brown	Assistant Vice President	Howard Kim Baird	Assistant Treasurer
Robert Jude Zbacnik	Assistant Treasurer		

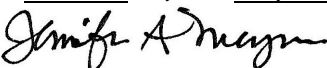
DIRECTORS OR TRUSTEES

Ronald James Brichler	Gary John Gruber	Donald Dumford Larson	Vito Charles Peraino
Michael David Pierce	Eve Cutler Rosen	Piyush Kumar Singh	Michael Eugene Sullivan Jr.
David John Witzgall			

State of..... Ohio  
County of..... Hamilton

The officers of this reporting entity being duly sworn, each depose and say that they are the described officers of said reporting entity, and that on the reporting period stated above, all of the herein described assets were the absolute property of the said reporting entity, free and clear from any liens or claims thereon, except as herein stated, and that this statement, together with related exhibits, schedules and explanations therein contained, annexed or referred to, is a full and true statement of all the assets and liabilities and of the condition and affairs of the said reporting entity as of the reporting period stated above, and of its income and deductions therefrom for the period ended, and have been completed in accordance with the NAIC *Annual Statement Instructions and Accounting Practices and Procedures* manual except to the extent that: (1) state law may differ; or, (2) that state rules or regulations require differences in reporting not related to accounting practices and procedures, according to the best of their information, knowledge and belief, respectively. Furthermore, the scope of this attestation by the described officers also includes the related corresponding electronic filing with the NAIC, when required, that is an exact copy (except for formatting differences due to electronic filing) of the enclosed statement. The electronic filing may be requested by various regulators in lieu of or in addition to the enclosed statement.

 (Signature) Donald Dumford Larson President (Title)	 (Signature) Eve Cutler Rosen Senior Vice President, General Counsel & Secretary (Title)	 (Signature) Robert James Schwartz Vice President & Controller (Title)
---	---	---

Subscribed and sworn to before me  
This 8th day of May, 2013  
  
Notary Public, State of Ohio  
My Commission expires November 8, 2016



a. Is this an original filing?	Yes [X] No [ ]
b. If no:	
1. State the amendment number	
2. Date filed	
3. Number of pages attached	

GREAT AMERICAN ASSURANCE COMPANY  
ASSETS

	Current Statement Date			4
	1	2	3	
	Assets	Nonadmitted Assets	Net Admitted Assets (Cols. 1 - 2)	December 31 Prior Year Net Admitted Assets
1. Bonds.....	12,093,726	0	12,093,726	15,330,857
2. Stocks:				
2.1 Preferred stocks.....	0	0	0	0
2.2 Common stocks.....	0	0	0	0
3. Mortgage loans on real estate:				
3.1 First liens.....	0	0	0	0
3.2 Other than first liens.....	0	0	0	0
4. Real estate:				
4.1 Properties occupied by the company (less \$.....0 encumbrances).....	0	0	0	0
4.2 Properties held for the production of income (less \$.....0 encumbrances).....	0	0	0	0
4.3 Properties held for sale (less \$.....0 encumbrances).....	0	0	0	0
5. Cash (\$.....50,829), cash equivalents (\$.....0) and short-term investments (\$.....6,412,769).....	6,463,598	0	6,463,598	5,855,222
6. Contract loans (including \$.....0 premium notes).....	0	0	0	0
7. Derivatives.....	0	0	0	0
8. Other invested assets.....	0	0	0	0
9. Receivables for securities.....	0	0	0	0
10. Securities lending reinvested collateral assets.....	0	0	0	0
11. Aggregate write-ins for invested assets.....	0	0	0	0
12. Subtotals, cash and invested assets (Lines 1 to 11).....	18,557,324	0	18,557,324	21,186,079
13. Title plants less \$.....0 charged off (for Title insurers only).....	0	0	0	0
14. Investment income due and accrued.....	185,430	0	185,430	142,006
15. Premiums and considerations:				
15.1 Uncollected premiums and agents' balances in the course of collection.....	0	0	0	0
15.2 Deferred premiums, agents' balances and installments booked but deferred and not yet due (including \$.....0 earned but unbilled premiums).....	0	0	0	0
15.3 Accrued retrospective premiums.....	0	0	0	0
16. Reinsurance:				
16.1 Amounts recoverable from reinsurers.....	0	0	0	0
16.2 Funds held by or deposited with reinsured companies.....	0	0	0	0
16.3 Other amounts receivable under reinsurance contracts.....	0	0	0	0
17. Amounts receivable relating to uninsured plans.....	0	0	0	0
18.1 Current federal and foreign income tax recoverable and interest thereon.....	0	0	0	0
18.2 Net deferred tax asset.....	9,266	0	9,266	0
19. Guaranty funds receivable or on deposit.....	0	0	0	0
20. Electronic data processing equipment and software.....	0	0	0	0
21. Furniture and equipment, including health care delivery assets (\$.....0).....	0	0	0	0
22. Net adjustment in assets and liabilities due to foreign exchange rates.....	0	0	0	0
23. Receivables from parent, subsidiaries and affiliates.....	0	0	0	0
24. Health care (\$.....0) and other amounts receivable.....	0	0	0	0
25. Aggregate write-ins for other than invested assets.....	0	0	0	0
26. Total assets excluding Separate Accounts, Segregated Accounts and Protected Cell Accounts (Lines 12 through 25).....	18,752,020	0	18,752,020	21,328,084
27. From Separate Accounts, Segregated Accounts and Protected Cell Accounts.....	0	0	0	0
28. Total (Lines 26 and 27).....	18,752,020	0	18,752,020	21,328,084

DETAILS OF WRITE-INS

1101. ....	0	0	0	0
1102. ....	0	0	0	0
1103. ....	0	0	0	0
1198. Summary of remaining write-ins for Line 11 from overflow page.....	0	0	0	0
1199. Totals (Lines 1101 thru 1103 plus 1198) (Line 11 above).....	0	0	0	0
2501. ....	0	0	0	0
2502. ....	0	0	0	0
2503. ....	0	0	0	0
2598. Summary of remaining write-ins for Line 25 from overflow page.....	0	0	0	0
2599. Totals (Lines 2501 thru 2503 plus 2598) (Line 25 above).....	0	0	0	0

GREAT AMERICAN ASSURANCE COMPANY  
LIABILITIES, SURPLUS AND OTHER FUNDS

	1 Current Statement Date	2 December 31 Prior Year
1. Losses (current accident year \$.....0).....	.....0	.....0
2. Reinsurance payable on paid losses and loss adjustment expenses.....	.....0	.....0
3. Loss adjustment expenses.....	.....0	.....0
4. Commissions payable, contingent commissions and other similar charges.....	.....0	.....0
5. Other expenses (excluding taxes, licenses and fees).....	.....1,000	.....900
6. Taxes, licenses and fees (excluding federal and foreign income taxes).....	.....0	.....0
7.1 Current federal and foreign income taxes (including \$.....0 on realized capital gains (losses)).....	.....38,707	.....11,920
7.2 Net deferred tax liability.....	.....0	.....9,295
8. Borrowed money \$.....0 and interest thereon \$.....0.....	.....0	.....0
9. Unearned premiums (after deducting unearned premiums for ceded reinsurance of \$.....195,372,140 and including warranty reserves of \$.....0 and accrued accident and health experience rating refunds including \$.....0 for medical loss ratio rebate per the Public Health Service Act.....	.....0	.....0
10. Advance premium.....	.....0	.....0
11. Dividends declared and unpaid:		
11.1 Stockholders.....	.....0	.....0
11.2 Policyholders.....	.....0	.....0
12. Ceded reinsurance premiums payable (net of ceding commissions).....	.....0	.....0
13. Funds held by company under reinsurance treaties.....	.....0	.....0
14. Amounts withheld or retained by company for account of others.....	.....0	.....0
15. Remittances and items not allocated.....	.....0	.....0
16. Provision for reinsurance (including \$.....0 certified).....	.....0	.....0
17. Net adjustments in assets and liabilities due to foreign exchange rates.....	.....0	.....0
18. Drafts outstanding.....	.....0	.....0
19. Payable to parent, subsidiaries and affiliates.....	.....0	.....0
20. Derivatives.....	.....0	.....0
21. Payable for securities.....	.....0	.....2,697,149
22. Payable for securities lending.....	.....0	.....0
23. Liability for amounts held under uninsured plans.....	.....0	.....0
24. Capital notes \$.....0 and interest thereon \$.....0.....	.....0	.....0
25. Aggregate write-ins for liabilities.....	.....28,231	.....635
26. Total liabilities excluding protected cell liabilities (Lines 1 through 25).....	.....67,938	.....2,719,899
27. Protected cell liabilities.....	.....0	.....0
28. Total liabilities (Lines 26 and 27).....	.....67,938	.....2,719,899
29. Aggregate write-ins for special surplus funds.....	.....0	.....0
30. Common capital stock.....	.....3,510,000	.....3,510,000
31. Preferred capital stock.....	.....0	.....0
32. Aggregate write-ins for other than special surplus funds.....	.....0	.....0
33. Surplus notes.....	.....0	.....0
34. Gross paid in and contributed surplus.....	.....8,716,521	.....8,716,521
35. Unassigned funds (surplus).....	.....6,457,561	.....6,381,665
36. Less treasury stock, at cost:		
36.1 .....0.000 shares common (value included in Line 30 \$.....0).....	.....0	.....0
36.2 .....0.000 shares preferred (value included in Line 31 \$.....0).....	.....0	.....0
37. Surplus as regards policyholders (Lines 29 to 35, less 36).....	.....18,684,082	.....18,608,186
38. Totals (Page 2, Line 28, Col. 3).....	.....18,752,020	.....21,328,084

DETAILS OF WRITE-INS		
2501. Other liabilities.....	.....28,231	.....635
2502. ....	.....0	.....0
2503. ....	.....0	.....0
2598. Summary of remaining write-ins for Line 25 from overflow page.....	.....0	.....0
2599. Totals (Lines 2501 thru 2503 plus 2598) (Line 25 above).....	.....28,231	.....635
2901. ....	.....0	.....0
2902. ....	.....0	.....0
2903. ....	.....0	.....0
2998. Summary of remaining write-ins for Line 29 from overflow page.....	.....0	.....0
2999. Totals (Lines 2901 thru 2903 plus 2998) (Line 29 above).....	.....0	.....0
3201. ....	.....0	.....0
3202. ....	.....0	.....0
3203. ....	.....0	.....0
3298. Summary of remaining write-ins for Line 32 from overflow page.....	.....0	.....0
3299. Totals (Lines 3201 thru 3203 plus 3298) (Line 32 above).....	.....0	.....0

GREAT AMERICAN ASSURANCE COMPANY  
STATEMENT OF INCOME

	1 Current Year to Date	2 Prior Year to Date	3 Prior Year Ended December 31
UNDERWRITING INCOME			
1. Premiums earned:			
1.1 Direct..... (written \$.....104,483,338).....	105,330,057	102,205,802	407,268,233
1.2 Assumed..... (written \$.....60,318).....	72,288	81,141	251,616
1.3 Ceded..... (written \$.....104,543,656).....	105,402,345	102,286,943	407,519,849
1.4 Net..... (written \$.....0).....	0	0	0
DEDUCTIONS:			
2. Losses incurred (current accident year \$.....0):			
2.1 Direct.....	40,971,492	47,202,943	147,579,049
2.2 Assumed.....	(14,267)	36,252	(113,905)
2.3 Ceded.....	40,957,224	47,239,195	147,465,144
2.4 Net.....	0	0	0
3. Loss adjustment expenses incurred.....	0	0	0
4. Other underwriting expenses incurred.....	0	0	0
5. Aggregate write-ins for underwriting deductions.....	0	0	0
6. Total underwriting deductions (Lines 2 through 5).....	0	0	0
7. Net income of protected cells.....	0	0	0
8. Net underwriting gain (loss) (Line 1 minus Line 6 + Line 7).....	0	0	(0)
INVESTMENT INCOME			
9. Net investment income earned.....	99,706	152,167	545,490
10. Net realized capital gains (losses) less capital gains tax of \$.....0.....	0	1,385	56,617
11. Net investment gain (loss) (Lines 9 + 10).....	99,706	153,552	602,108
OTHER INCOME			
12. Net gain or (loss) from agents' or premium balances charged off (amount recovered \$.....0 amount charged off \$.....0).....	0	0	0
13. Finance and service charges not included in premiums.....	0	0	0
14. Aggregate write-ins for miscellaneous income.....	0	0	0
15. Total other income (Lines 12 through 14).....	0	0	0
16. Net income before dividends to policyholders, after capital gains tax and before all other federal and foreign income taxes (Lines 8 + 11 + 15).....	99,706	153,552	602,108
17. Dividends to policyholders.....	0	0	0
18. Net income after dividends to policyholders, after capital gains tax and before all other federal and foreign income taxes (Line 16 minus Line 17).....	99,706	153,552	602,108
19. Federal and foreign income taxes incurred.....	38,787	43,635	161,575
20. Net income (Line 18 minus Line 19) (to Line 22).....	60,919	109,917	440,533
CAPITAL AND SURPLUS ACCOUNT			
21. Surplus as regards policyholders, December 31 prior year.....	18,608,186	18,175,934	18,175,934
22. Net income (from Line 20).....	60,919	109,917	440,533
23. Net transfers (to) from Protected Cell accounts.....	0	0	0
24. Change in net unrealized capital gains or (losses) less capital gains tax of \$.....(3,682).....	98	0	(6,935)
25. Change in net unrealized foreign exchange capital gain (loss).....	0	0	0
26. Change in net deferred income tax.....	14,879	(485)	(1,346)
27. Change in nonadmitted assets.....	0	0	0
28. Change in provision for reinsurance.....	0	0	0
29. Change in surplus notes.....	0	0	0
30. Surplus (contributed to) withdrawn from protected cells.....	0	0	0
31. Cumulative effect of changes in accounting principles.....	0	0	0
32. Capital changes:			
32.1 Paid in.....	0	0	0
32.2 Transferred from surplus (Stock Dividend).....	0	0	0
32.3 Transferred to surplus.....	0	0	0
33. Surplus adjustments:			
33.1 Paid in.....	0	0	0
33.2 Transferred to capital (Stock Dividend).....	0	0	0
33.3 Transferred from capital.....	0	0	0
34. Net remittances from or (to) Home Office.....	0	0	0
35. Dividends to stockholders.....	0	0	0
36. Change in treasury stock.....	0	0	0
37. Aggregate write-ins for gains and losses in surplus.....	0	0	0
38. Change in surplus as regards policyholders (Lines 22 through 37).....	75,896	109,431	432,252
39. Surplus as regards policyholders, as of statement date (Lines 21 plus 38).....	18,684,082	18,285,365	18,608,186
DETAILS OF WRITE-INS			
0501. ....	0	0	0
0502. ....	0	0	0
0503. ....	0	0	0
0598. Summary of remaining write-ins for Line 5 from overflow page.....	0	0	0
0599. Totals (Lines 0501 thru 0503 plus 0598) (Line 5 above).....	0	0	0
1401. ....	0	0	0
1402. ....	0	0	0
1403. ....	0	0	0
1498. Summary of remaining write-ins for Line 14 from overflow page.....	0	0	0
1499. Totals (Lines 1401 thru 1403 plus 1498) (Line 14 above).....	0	0	0
3701. ....	0	0	0
3702. ....	0	0	0
3703. ....	0	0	0
3798. Summary of remaining write-ins for Line 37 from overflow page.....	0	0	0
3799. Totals (Lines 3701 thru 3703 plus 3798) (Line 37 above).....	0	0	0

GREAT AMERICAN ASSURANCE COMPANY  
CASH FLOW

	1 Current Year to Date	2 Prior Year To Date	3 Prior Year Ended December 31
CASH FROM OPERATIONS			
1. Premiums collected net of reinsurance.....	0	0	0
2. Net investment income.....	84,929	188,712	674,493
3. Miscellaneous income.....	0	0	0
4. Total (Lines 1 through 3).....	84,929	188,712	674,493
5. Benefit and loss related payments.....	0	0	0
6. Net transfers to Separate Accounts, Segregated Accounts and Protected Cell Accounts.....	0	0	0
7. Commissions, expenses paid and aggregate write-ins for deductions.....	0	0	0
8. Dividends paid to policyholders.....	0	0	0
9. Federal and foreign income taxes paid (recovered) net of \$ .....0 tax on capital gains (losses).....	12,000	(1,000)	159,221
10. Total (Lines 5 through 9).....	12,000	(1,000)	159,221
11. Net cash from operations (Line 4 minus Line 10).....	72,929	189,712	515,272
CASH FROM INVESTMENTS			
12. Proceeds from investments sold, matured or repaid:			
12.1 Bonds.....	3,205,000	25,000	4,494,614
12.2 Stocks.....	0	0	0
12.3 Mortgage loans.....	0	0	0
12.4 Real estate.....	0	0	0
12.5 Other invested assets.....	0	0	0
12.6 Net gains or (losses) on cash, cash equivalents and short-term investments.....	0	0	0
12.7 Miscellaneous proceeds.....	0	0	2,697,149
12.8 Total investment proceeds (Lines 12.1 to 12.7).....	3,205,000	25,000	7,191,763
13. Cost of investments acquired (long-term only):			
13.1 Bonds.....	0	0	4,111,847
13.2 Stocks.....	0	0	0
13.3 Mortgage loans.....	0	0	0
13.4 Real estate.....	0	0	0
13.5 Other invested assets.....	0	0	0
13.6 Miscellaneous applications.....	2,697,149	0	0
13.7 Total investments acquired (Lines 13.1 to 13.6).....	2,697,149	0	4,111,847
14. Net increase (decrease) in contract loans and premium notes.....	0	0	0
15. Net cash from investments (Line 12.8 minus Line 13.7 and Line 14).....	507,851	25,000	3,079,916
CASH FROM FINANCING AND MISCELLANEOUS SOURCES			
16. Cash provided (applied):			
16.1 Surplus notes, capital notes.....	0	0	0
16.2 Capital and paid in surplus, less treasury stock.....	0	0	0
16.3 Borrowed funds.....	0	0	0
16.4 Net deposits on deposit-type contracts and other insurance liabilities.....	0	0	0
16.5 Dividends to stockholders.....	0	0	0
16.6 Other cash provided (applied).....	27,596	(1)	0
17. Net cash from financing and miscellaneous sources (Lines 16.1 through 16.4 minus Line 16.5 plus Line 16.6).....	27,596	(1)	0
RECONCILIATION OF CASH, CASH EQUIVALENTS AND SHORT-TERM INVESTMENTS			
18. Net change in cash, cash equivalents and short-term investments (Line 11 plus Line 15 plus Line 17).....	608,376	214,711	3,595,188
19. Cash, cash equivalents and short-term investments:			
19.1 Beginning of year.....	5,855,222	2,260,034	2,260,034
19.2 End of period (Line 18 plus Line 19.1).....	6,463,598	2,474,745	5,855,222
Note: Supplemental disclosures of cash flow information for non-cash transactions:			
20.0001 Exchange of debt securities.....	0	0	422,114

1.) SUMMARY OF SIGNIFICANT ACCOUNTING POLICIES

A. Accounting Practices

The financial statements of Great American Assurance Company ("the Company") are presented on the basis of accounting practices prescribed or permitted by the Ohio Department of Insurance.

The Ohio Department of Insurance recognizes only statutory accounting practices prescribed or permitted by the state of Ohio for determining and reporting the financial condition and results of operations of an insurance company, for purposes of determining its solvency under the Ohio Insurance Law. The National Association of Insurance Commissioners' ("NAIC") Accounting Practices and Procedures Manual has been adopted as a component of prescribed or permitted practices by the state of Ohio. The Company has no prescribed or permitted practices that would result in differences between NAIC SAP and the state of Ohio basis, as shown below:

	State of Domicile	2013	2012
Net income state basis	Ohio	\$ 60,919	\$ 440,533
Effect of state prescribed practices	Ohio	-	-
Effect of state permitted practices	Ohio	-	-
Net income, NAIC SAP		<u>\$ 60,919</u>	<u>\$ 440,533</u>
Statutory surplus state basis	Ohio	\$ 18,684,082	\$ 18,608,186
Effect of state prescribed practices	Ohio	-	-
Effect of state permitted practices	Ohio	-	-
Statutory surplus, NAIC SAP		<u>\$ 18,684,082</u>	<u>\$ 18,608,186</u>

2.) ACCOUNTING CHANGES AND CORRECTIONS OF ERRORS - No significant change.

3.) BUSINESS COMBINATIONS AND GOODWILL - No significant change.

4.) DISCONTINUED OPERATIONS - No significant change.

5.) INVESTMENTS

A – C. No significant change.

D. Loan-Backed Securities

1. The Company uses dealer-modeled prepayment assumptions for mortgage-backed and asset-backed securities at the date of purchase to determine effective yields; significant changes in estimated cash flows from the original purchase assumptions are accounted for on a prospective basis.
2. The Company had no loan-backed securities with a recognized other-than-temporary impairment due to either the intent to sell or lack of intent to hold to recovery during 2013.
3. The Company had no loan-backed securities with a credit-related other-than-temporary impairment recognized during 2013.
4. The following table shows all loan-backed securities with an unrealized loss:

a. The aggregate amount of unrealized losses:		
1. Less than 12 months	\$	(19,298)
2. 12 months or longer		-
b. The aggregate related fair value of securities with unrealized losses:		
1. Less than 12 months	\$	498,070
2. 12 months or longer		-

5. Based on cash flow projections received from independent sources (which reflect loan to collateral values, subordination, vintage and geographic concentration), implied cash flows inherent in security ratings and analysis of historical payment data, management believes that the Company will recover its cost basis in all securities with unrealized losses at March 31, 2013. The Company has the intent to hold such securities until they recover in value or mature.

E. Repurchase Agreements and/or Securities Lending – The Company does not invest in repurchase agreements or engage in securities lending.

F – G. No significant change.

6.) JOINT VENTURES, PARTNERSHIPS AND LIMITED LIABILITY COMPANIES - No significant change.

7.) INVESTMENT INCOME - No significant change.

8.) DERIVATIVE INSTRUMENTS - No significant change.

9.) INCOME TAXES - No significant change.

10.) INFORMATION CONCERNING PARENT, SUBSIDIARIES AND AFFILIATES - No significant change.

- 11.) DEBT - No significant change.
- 12.) RETIREMENT PLANS, DEFERRED COMPENSATION, POSTEMPLOYMENT BENEFITS AND COMPENSATED ABSENCES AND OTHER POSTRETIREMENT BENEFIT PLANS  
The Company does not have any employee retirement, deferred compensation, postemployment or other postretirement benefit plans.
- 13.) CAPITAL AND SURPLUS, DIVIDEND RESTRICTIONS AND QUASI-REORGANIZATIONS - No significant change.
- 14.) CONTINGENCIES - No significant change.
- 15.) LEASES - No significant change.
- 16.) INFORMATION ABOUT FINANCIAL INSTRUMENTS WITH OFF-BALANCE SHEET RISK AND FINANCIAL INSTRUMENTS WITH CONCENTRATIONS OF CREDIT RISK  
No significant change.
- 17.) SALE, TRANSFER AND SERVICING OF FINANCIAL ASSETS AND EXTINGUISHMENTS OF LIABILITIES

A. The Company did not sell any receivable balances during 2013.

B. Transfer and Servicing of Financial Assets – Not applicable.

C. The Company was not involved in any wash sale transactions during 2013.
- 18.) GAIN OR LOSS TO THE REPORTING ENTITY FROM UNINSURED PLANS AND THE UNINSURED PORTION OF PARTIALLY INSURED PLANS  
No significant change.
- 19.) DIRECT PREMIUM WRITTEN/PRODUCED BY MANAGING GENERAL AGENTS/THIRD PARTY ADMINISTRATORS  
No significant change.
- 20.) FAIR VALUE

A.

1. Fair Value Measurements at Reporting Date

The Company has categorized its assets and liabilities that are carried at fair value in the financial statements into the three-level fair value hierarchy as reflected in the following table. See item 4 below for a description of each of these three levels.

Description	Level 1	Level 2	Level 3	Total
Assets:				
Bonds:				
U.S. Government and government agencies	\$ -	\$ -	\$ -	\$ -
States, municipalities and political subdivisions	-	-	-	-
Foreign government	-	-	-	-
Residential MBS	-	-	-	-
Commercial MBS	-	-	-	-
All other bonds	-	411,592	-	411,592
Total bonds	-	-	-	-
Preferred stocks	-	-	-	-
Common stocks	-	-	-	-
Other investments	-	-	-	-
Total assets accounted for at fair value	\$ -	\$ 411,592	\$ -	\$ 411,592

2. The Company does not have any Level 3 securities carried at fair value.
3. Fair Value Recognition of Transfers Between Levels

The Company recognizes and records the transfer of securities into and out of Level 3 due to changes in availability of market observable inputs. All transfers are reflected in the table above at fair value as of the end of the reporting period.

4. Inputs and Techniques Used in Estimating Fair Value

Level 1 - Quoted prices for identical assets or liabilities in active markets (markets in which transactions occur with sufficient frequency and volume to provide pricing information on an ongoing basis). The Company's Level 1 financial instruments consist primarily of publicly traded equity securities and highly liquid government bonds for which quoted market prices in active markets are available.

Level 2 - Quoted prices for similar instruments in active markets; quoted prices for identical or similar assets or liabilities in inactive markets (markets in which there are few transactions, the prices are not current, price quotations vary substantially over time or among market makers, or in which little information is released publicly); and valuations based on other significant inputs that are observable in active markets. The Company's Level 2 financial instruments include corporate and municipal fixed maturity securities and MBS priced using observable inputs. Level 2 inputs include benchmark yields, reported trades, corroborated broker/dealer quotes, issuer spreads and benchmark securities. When non-binding broker quotes can be corroborated by comparison to similar securities priced using observable inputs, they are classified as Level 2.

Level 3 - Valuations derived from market valuation techniques generally consistent with those used to estimate the fair value of Level 2 financial instruments in which one or more significant inputs are unobservable. The unobservable inputs may include management's own assumptions about the assumptions market participants would use based on the best information available in the circumstances. The Company's Level 3 is comprised of financial instruments whose fair value is estimated based on non-binding broker quotes or internally developed using significant inputs not based on, or corroborated by, observable market information.

The Company's investment managers, American Money Management Corporation (an affiliate) is responsible for the valuation process and uses data from outside sources (including nationally recognized pricing services and broker/dealers) in establishing fair value. Valuation techniques utilized by pricing services and prices obtained from external sources are reviewed by AMMC's internal investment professionals who are familiar with the securities being priced and the markets in which they trade to ensure the fair value determination is representative of an exit price. To validate the appropriateness of the prices obtained, these investment managers consider widely published indices (as benchmarks), recent trades, changes in interest rates, general economic conditions and the credit quality of the specific issuers. In addition, the Company communicates directly with the pricing service regarding the methods and assumptions used in pricing, including verifying, on a test basis, the inputs used by the service to value specific securities.

- B. The Company has no additional fair value disclosures.
- C. The Company has categorized all the financial assets in the financial statements into the three-level fair value hierarchy as reflected in the following table. See item 4 above for a description of each of these three levels.

Description	Aggregate Fair Value	Admitted Assets	Level 1	Level 2	Level 3
Assets:					
Bonds:					
U.S. Government and government agencies	\$ 6,778,194	\$ 6,419,211	\$ 6,778,194	\$ -	\$ -
States, municipalities and political subdivisions	4,199,078	3,959,078	-	4,199,078	-
Foreign government	-	-	-	-	-
Residential MBS	-	-	-	-	-
Commercial MBS	-	-	-	-	-
Asset-backed securities	502,500	499,229	-	502,500	-
All other bonds	1,234,408	1,216,208	-	1,234,408	-
Total bonds	12,714,180	12,093,726	6,778,194	5,935,986	-
Preferred stock	-	-	-	-	-
Common stock	-	-	-	-	-
Mortgage loans	-	-	-	-	-
Other investments – Schedule BA	-	-	-	-	-
Total financial assets	\$ 12,714,180	\$ 12,093,726	\$ 6,778,194	\$ 5,935,986	\$ -

- D. Not Practicable to Estimate Fair Value – The Company has no financial instruments that fall under this classification.

21.) OTHER ITEMS - No significant change.

22.) EVENTS SUBSEQUENT

There have not been any events subsequent to March 31, 2013, which may have a material effect on the financial condition of the Company.

23.) REINSURANCE - No significant change.

24.) RETROSPECTIVELY RATED CONTRACTS - No significant change.

25.) CHANGE IN INCURRED LOSSES AND LOSS ADJUSTMENT EXPENSES - No significant change.

26.) INTERCOMPANY POOLING ARRANGEMENTS - No significant change.

27.) STRUCTURED SETTLEMENTS - No significant change.

28.) HEALTH CARE RECEIVABLES - No significant change.

29.) PARTICIPATING POLICIES - No significant change.

30.) PREMIUM DEFICIENCY RESERVES - No significant change.

31.) HIGH DEDUCTIBLES - No significant change.

32.) DISCOUNTING OF LIABILITIES FOR UNPAID LOSSES OR UNPAID LOSS ADJUSTMENT EXPENSES - No significant change.

33.) ASBESTOS/ENVIRONMENTAL RESERVES - No significant change.

34.) SUBSCRIBER SAVINGS ACCOUNTS - No significant change.

35.) MULTIPLE PERIL CROP INSURANCE - No significant change.

36.) FINANCIAL GUARANTY INSURANCE - The Company does not write financial guaranty insurance.



GENERAL INTERROGATORIES

PART 1 - COMMON INTERROGATORIES - GENERAL

1.1

Did the reporting entity experience any material transactions requiring the filing of Disclosure of Material Transactions with the State of Domicile, as required by the Model Act?

Yes [ ☐ ]

No [ ☒ X ]

1.2

If yes, has the report been filed with the domiciliary state?

Yes [ ☐ ]

No [ ☐ ]

2.1

Has any change been made during the year of this statement in the charter, by-laws, articles of incorporation, or deed of settlement of the reporting entity?

Yes [ ☐ ]

No [ ☒ X ]

2.2

If yes, date of change:

.....

3.1

Have there been any substantial changes in the organizational chart since the prior quarter end?

Yes [ ☐ ]

No [ ☒ X ]

3.2

If the response to 3.1 is yes, provide a brief description of those changes.

Not applicable

4.1

Has the reporting entity been a party to a merger or consolidation during the period covered by this statement?

Yes [ ☐ ]

No [ ☒ X ]

4.2

If yes, provide name of entity, NAIC Company Code, and state of domicile (use two letter state abbreviation) for any entity that has ceased to exist as a result of the merger or consolidation.

1	2	3
Name of Entity	NAIC Company Code	State of Domicile

5.

If the reporting entity is subject to a management agreement, including third-party administrator(s), managing general agent(s), attorney-in-fact, or similar agreement, have there been any significant changes regarding the terms of the agreement or principals involved?

Yes [ ☐ ]

No [ ☒ X ]

N/A [ ☐ ]

If yes, attach an explanation.

Not applicable

6.1

State as of what date the latest financial examination of the reporting entity was made or is being made.

12/31/2011.....

6.2

State the as of date that the latest financial examination report became available from either the state of domicile or the reporting entity. This date should be the date of the examined balance sheet and not the date the report was completed or released.

12/31/2011.....

6.3

State as of what date the latest financial examination report became available to other states or the public from either the state of domicile or the reporting entity. This is the release date or completion date of the examination report and not the date of the examination (balance sheet date).

1/25/2013.....

6.4

By what department or departments?

Ohio

6.5

Have all financial statement adjustments within the latest financial examination report been accounted for in a subsequent financial statement filed with Departments?

Yes [ ☐ ]

No [ ☐ ]

N/A [ ☒ X ]

6.6

Have all of the recommendations within the latest financial examination report been complied with?

Yes [ ☐ ]

No [ ☐ ]

N/A [ ☒ X ]

7.1

Has this reporting entity had any Certificates of Authority, licenses or registrations (including corporate registration, if applicable) suspended or revoked by any governmental entity during the reporting period?

Yes [ ☐ ]

No [ ☒ X ]

7.2

If yes, give full information:

Not applicable

8.1

Is the company a subsidiary of a bank holding company regulated by the Federal Reserve Board?

Yes [ ☐ ]

No [ ☒ X ]

8.2

If response to 8.1 is yes, please identify the name of the bank holding company.

Not applicable

8.3

Is the company affiliated with one or more banks, thrifts or securities firms?

Yes [ ☒ X ]

No [ ☐ ]

8.4

If the response to 8.3 is yes, please provide below the names and location (city and state of the main office) of any affiliates regulated by a federal regulatory services agency [i.e. the Federal Reserve Board (FRB), the Office of the Comptroller of the Currency (OCC), the Federal Deposit Insurance Corporation (FDIC) and the Securities Exchange Commission (SEC)] and identify the affiliate's primary federal regulator].

1	2	3	4	5	6
Affiliate Name	Location (City, State)	FRB	OCC	FDIC	SEC
American Money Management Corporation	Cincinnati, OH	NO	NO	NO	YES
Great American Advisors, Inc.	Cincinnati, OH	NO	NO	NO	YES

9.1

Are the senior officers (principal executive officer, principal financial officer, principal accounting officer or controller, or persons performing similar functions) of the reporting entity subject to a code of ethics, which includes the following standards?

Yes [ ☒ X ]

No [ ☐ ]

(a) Honest and ethical conduct, including the ethical handling of actual or apparent conflicts of interest between personal and professional relationships;

(b) Full, fair, accurate, timely and understandable disclosure in the periodic reports required to be filed by the reporting entity;

(c) Compliance with applicable governmental laws, rules and regulations;

(d) The prompt internal reporting of violations to an appropriate person or persons identified in the code; and

(e) Accountability for adherence to the code.

9.11

If the response to 9.1 is No, please explain:

Not applicable

9.2

Has the code of ethics for senior managers been amended?

Yes [ ☐ ]

No [ ☒ X ]

9.21

If the response to 9.2 is Yes, provide information related to amendment(s).

Not applicable

9.3

Have any provisions of the code of ethics been waived for any of the specified officers?

Yes [ ☐ ]

No [ ☒ X ]

9.31

If the response to 9.3 is Yes, provide the nature of any waiver(s).

Not applicable

PART 1 - FINANCIAL

- 10.1 Does the reporting entity report any amounts due from parent, subsidiaries or affiliates on Page 2 of this statement?Yes [ ]No [X]
- 10.2 If yes, indicate any amounts receivable from parent included in the Page 2 amount:\$.....0

PART 1 - INVESTMENT

- 11.1 Were any of the stocks, bonds, or other assets of the reporting entity loaned, placed under option agreement, or otherwise made available for use by another person? (Exclude securities under securities lending agreements.)Yes [ ]No [X]
- 11.2 If yes, give full and complete information relating thereto:  
Not applicable

12. Amount of real estate and mortgages held in other invested assets in Schedule BA:\$.....0
13. Amount of real estate and mortgages held in short-term investments:\$.....0

- 14.1 Does the reporting entity have any investments in parent, subsidiaries and affiliates?Yes [ ]No [X]
- 14.2 If yes, please complete the following:

	1 Prior Year-End Book/Adjusted Carrying Value	2 Current Quarter Book/Adjusted Carrying Value
14.21 Bonds.....	\$ .....0	\$ .....0
14.22 Preferred Stock.....	\$ .....0	\$ .....0
14.23 Common Stock.....	\$ .....0	\$ .....0
14.24 Short-Term Investments.....	\$ .....0	\$ .....0
14.25 Mortgage Loans on Real Estate.....	\$ .....0	\$ .....0
14.26 All Other.....	\$ .....0	\$ .....0
14.27 Total Investment in Parent, Subsidiaries and Affiliates (Subtotal Lines 14.21 to 14.26).....	\$ .....0	\$ .....0
14.28 Total Investment in Parent included in Lines 14.21 to 14.26 above.....	\$ .....0	\$ .....0

- 15.1 Has the reporting entity entered into any hedging transactions reported on Schedule DB?Yes [ ]No [X]
- 15.2 If yes, has a comprehensive description of the hedging program been made available to the domiciliary state?  
If no, attach a description with this statement.

16. For the reporting entity's security lending program, state the amount of the following as current statement date:
- 16.1 Total fair value of reinvested collateral assets reported on Schedule DL, Parts 1 and 2:\$.....0
- 16.2 Total book adjusted/carrying value of reinvested collateral assets reported on Schedule DL, Parts 1 and 2:\$.....0
- 16.3 Total payable for securities lending reporting on the liability page:\$.....0

17. Excluding items in Schedule E-Part 3-Special Deposits, real estate, mortgage loans and investments held physically in the reporting entity's offices, vaults or safety deposit boxes, were all stocks, bonds and other securities, owned throughout the current year held pursuant to a custodial agreement with a qualified bank or trust company in accordance with Section 1, III - General Examination Considerations, F. Outsourcing of Critical Functions, Custodial or Safekeeping Agreements of the NAIC Financial Condition Examiners Handbook?Yes [X]No [ ]
- 17.1 For all agreements that comply with the requirements of the NAIC Financial Condition Examiners Handbook, complete the following:
- |                             |                                   |
|-----------------------------|-----------------------------------|
| 1<br>Name of Custodian(s)   | 2<br>Custodian Address            |
| The Bank of New York Mellon | 1 Wall Street, New York, NY 10286 |

- 17.2 For all agreements that do not comply with the requirements of the NAIC Financial Condition Examiners Handbook, provide the name, location and a complete explanation.
- |              |                  |                              |
|--------------|------------------|------------------------------|
| 1<br>Name(s) | 2<br>Location(s) | 3<br>Complete Explanation(s) |
|              |                  |                              |

- 17.3 Have there been any changes, including name changes, in the custodian(s) identified in 17.1 during the current quarter?Yes [ ]No [X]
- 17.4 If yes, give full and complete information relating thereto:
- |                    |                    |                     |             |
|--------------------|--------------------|---------------------|-------------|
| 1<br>Old Custodian | 2<br>New Custodian | 3<br>Date of Change | 4<br>Reason |
|                    |                    |                     |             |

- 17.5 Identify all investment advisors, broker/dealers or individuals acting on behalf of broker/dealers that have access to the investment accounts, handle securities and have authority to make investments on behalf of the reporting entity:
- |                                      |                                       |  |
|--------------------------------------|---------------------------------------|--|
| 1<br>Central Registration Depository | 2<br>Name(s)                          | 3<br>Address                                 |
| 161853                               | American Money Management Corporation | 301 East Fourth Street, Cincinnati, OH 45202 |

- 18.1 Have all the filing requirements of the Purposes and Procedures Manual of the NAIC Securities Valuation Office been followed?Yes [X]No [ ]
- 18.2 If no, list exceptions:  
Not applicable

GREAT AMERICAN ASSURANCE COMPANY  
GENERAL INTERROGATORIES (continued)

PART 2

PROPERTY & CASUALTY INTERROGATORIES

1.

If the reporting entity is a member of a pooling arrangement, did the agreement or the reporting entity's participation change?  
If yes, attach an explanation.  
Not applicable

Yes [ ] No [X] N/A [ ]

2.

Has the reporting entity reinsured any risk with any other reporting entity and agreed to release such entity from liability, in whole or in part, from any loss that may occur on the risk, or portion thereof, reinsured?  
If yes, attach an explanation.  
Not applicable

Yes [ ] No [X]

3.1

Have any of the reporting entity's primary reinsurance contracts been canceled?

Yes [ ] No [X]

3.2

If yes, give full and complete information thereto:  
Not applicable

4.1

Are any of the liabilities for unpaid losses and loss adjustment expenses other than certain workers' compensation tabular reserves (see Annual Statement Instructions pertaining to disclosure of discounting for definition of "tabular reserves,") discounted at a rate of interest greater than zero?

Yes [ ] No [X]

4.2

If yes, complete the following schedule:

1	2	3	Total Discount				Discount Taken During Period			
	Maximum Interest	Disc. Rate	4 Unpaid Losses	5 Unpaid LAE	6 IBNR	7 Total	8 Unpaid Losses	9 Unpaid LAE	10 IBNR	11 Total
Line of Business	.....0.000	.....0.000	.....0	.....0	.....0	.....0	.....0	.....0	.....0	.....0
Total.....	.....XXX...	.....XXX.....	.....0	.....0	.....0	.....0	.....0	.....0	.....0	.....0

5.

Operating Percentages:

5.1

A&H loss percent

0.0 %

5.2

A&H cost containment percent

0.0 %

5.3

A&H expense percent excluding cost containment expenses

0.0 %

6.1

Do you act as a custodian for health savings accounts?

Yes [ ] No [X]

6.2

If yes, please provide the amount of custodial funds held as of the reporting date.

0

6.3

Do you act as an administrator for health savings accounts?

Yes [ ] No [X]

6.4

If yes, please provide the amount of funds administered as of the reporting date.

0

SCHEDULE F - CEDED REINSURANCE

Showing All New Reinsurers - Current Year to Date

1 NAIC Company Code	2 Federal ID Number	3  Name of Reinsurer	4  Domiciliary Jurisdiction	5 Is Insurer Authorized? (YES or NO)
------------------------------	------------------------------	----------------------------	--------------------------------------	---

NONE

SCHEDULE T - EXHIBIT OF PREMIUMS WRITTEN

Current Year to Date - Allocated by States and Territories

		1	Direct Premiums Written		Direct Losses Paid (Deducting Salvage)		Direct Losses Unpaid	
			2	3	4	5	6	7
States, Etc.		Active Status	Current Year to Date	Prior Year to Date	Current Year to Date	Prior Year to Date	Current Year to Date	Prior Year to Date
1.	Alabama.....	AL.....L.....	.....889,584	.....487,179	.....406,687	.....313,103	.....3,057,006	.....3,971,130
2.	Alaska.....	AK.....L.....	.....763,427	.....761,100	.....188,038	.....52,989	.....3,654,987	.....3,875,964
3.	Arizona.....	AZ.....L.....	.....1,402,615	.....1,539,171	.....871,251	.....507,736	.....14,352,425	.....20,892,174
4.	Arkansas.....	AR.....L.....	.....1,569,339	.....1,060,305	.....237,163	.....358,489	.....2,496,861	.....3,276,413
5.	California.....	CA.....L.....	.....13,868,247	.....13,392,754	.....6,273,827	.....5,049,537	.....76,305,915	.....78,593,659
6.	Colorado.....	CO.....L.....	.....1,172,745	.....1,605,043	.....1,114,496	.....651,996	.....4,780,759	.....7,087,135
7.	Connecticut.....	CT.....L.....	.....2,133,414	.....1,381,924	.....1,104,401	.....455,799	.....9,434,263	.....13,735,919
8.	Delaware.....	DE.....L.....	.....58,406	.....131,907	.....478,955	.....1,422,979	.....1,614,532	.....1,719,815
9.	District of Columbia.....	DC.....L.....	.....239,887	.....490,062	.....49,652	.....118,379	.....1,455,654	.....1,525,633
10.	Florida.....	FL.....L.....	.....4,410,406	.....4,061,328	.....1,518,834	.....2,070,350	.....26,794,244	.....31,083,436
11.	Georgia.....	GA.....L.....	.....3,627,942	.....3,004,242	.....2,293,232	.....943,835	.....13,267,064	.....12,915,905
12.	Hawaii.....	HI.....L.....	.....46,815	.....44,997	.....24,617	.....81,442	.....1,146,809	.....1,911,145
13.	Idaho.....	ID.....L.....	.....290,363	.....267,156	.....788,445	.....22,085	.....1,228,039	.....2,059,085
14.	Illinois.....	IL.....L.....	.....3,698,117	.....3,803,424	.....2,297,176	.....2,784,939	.....21,642,173	.....24,479,516
15.	Indiana.....	IN.....L.....	.....1,177,719	.....1,247,187	.....651,819	.....310,027	.....7,167,702	.....8,983,360
16.	Iowa.....	IA.....L.....	.....2,040,155	.....1,201,765	.....834,942	.....711,725	.....1,864,818	.....2,140,300
17.	Kansas.....	KS.....L.....	.....1,793,575	.....3,124,407	.....1,246,292	.....987,602	.....3,888,970	.....4,048,627
18.	Kentucky.....	KY.....L.....	.....2,066,192	.....1,520,567	.....964,838	.....935,447	.....3,795,683	.....4,522,989
19.	Louisiana.....	LA.....L.....	.....1,734,383	.....1,617,706	.....526,008	.....647,055	.....5,491,979	.....5,004,398
20.	Maine.....	ME.....L.....	.....105,543	.....121,233	.....17,186	.....53,870	.....1,561,518	.....1,760,439
21.	Maryland.....	MD.....L.....	.....646,645	.....678,619	.....743,388	.....1,064,659	.....6,582,602	.....6,822,780
22.	Massachusetts.....	MA.....L.....	.....1,537,779	.....1,725,021	.....353,727	.....894,720	.....9,654,112	.....12,091,998
23.	Michigan.....	MI.....L.....	.....7,608,890	.....2,599,578	.....2,234,176	.....1,138,244	.....20,275,758	.....19,030,925
24.	Minnesota.....	MN.....L.....	.....7,249,526	.....6,251,225	.....678,491	.....1,163,706	.....9,960,083	.....9,220,680
25.	Mississippi.....	MS.....L.....	.....344,138	.....324,817	.....186,611	.....121,279	.....1,373,511	.....2,159,338
26.	Missouri.....	MO.....L.....	.....1,788,863	.....2,174,354	.....813,586	.....959,718	.....8,958,200	.....11,375,700
27.	Montana.....	MT.....L.....	.....69,071	.....94,841	.....12,160	.....64,777	.....491,328	.....2,131,415
28.	Nebraska.....	NE.....L.....	.....419,024	.....231,061	.....37,138	.....58,659	.....2,499,346	.....4,036,482
29.	Nevada.....	NV.....L.....	.....198,609	.....269,860	.....106,667	.....170,135	.....1,714,981	.....2,372,405
30.	New Hampshire.....	NH.....L.....	.....160,175	.....185,458	.....50,930	.....55,051	.....1,597,618	.....1,909,173
31.	New Jersey.....	NJ.....L.....	.....3,664,324	.....4,313,984	.....1,921,443	.....3,031,615	.....19,903,581	.....19,157,093
32.	New Mexico.....	NM.....L.....	.....771,306	.....450,876	.....69,416	.....140,766	.....716,926	.....1,177,382
33.	New York.....	NY.....L.....	.....5,149,916	.....5,603,971	.....3,288,927	.....2,996,775	.....66,720,972	.....78,072,458
34.	North Carolina.....	NC.....L.....	.....1,368,842	.....1,639,703	.....463,939	.....622,957	.....22,273,490	.....11,171,139
35.	North Dakota.....	ND.....L.....	.....95,944	.....82,592	.....12,381	.....1,265	.....247,348	.....273,056
36.	Ohio.....	OH.....L.....	.....4,821,081	.....4,624,214	.....1,728,842	.....1,300,943	.....16,989,648	.....17,895,344
37.	Oklahoma.....	OK.....L.....	.....1,384,290	.....1,380,356	.....538,774	.....1,497,659	.....2,940,012	.....3,993,088
38.	Oregon.....	OR.....L.....	.....902,672	.....917,520	.....343,979	.....388,061	.....2,455,624	.....3,605,944
39.	Pennsylvania.....	PA.....L.....	.....3,501,173	.....5,806,989	.....1,483,060	.....1,924,926	.....24,081,829	.....26,948,032
40.	Rhode Island.....	RI.....L.....	.....72,170	.....177,177	.....838,201	.....29,376	.....1,033,394	.....2,245,209
41.	South Carolina.....	SC.....L.....	.....3,380,801	.....841,769	.....233,031	.....419,413	.....2,677,112	.....2,527,092
42.	South Dakota.....	SD.....L.....	.....(146,866)	.....391,668	.....66,110	.....24,532	.....273,344	.....646,710
43.	Tennessee.....	TN.....L.....	.....1,958,974	.....1,139,211	.....1,073,402	.....607,982	.....7,702,909	.....8,870,856
44.	Texas.....	TX.....L.....	.....9,171,650	.....8,526,852	.....3,582,471	.....3,852,035	.....23,000,033	.....26,725,062
45.	Utah.....	UT.....L.....	.....657,354	.....751,602	.....241,665	.....1,110,934	.....13,269,038	.....5,080,583
46.	Vermont.....	VT.....L.....	.....56,828	.....59,830	.....29,925	.....35,717	.....179,710	.....260,716
47.	Virginia.....	VA.....L.....	.....1,127,810	.....1,699,047	.....539,729	.....710,418	.....5,524,151	.....6,942,937
48.	Washington.....	WA.....L.....	.....651,565	.....855,315	.....679,143	.....278,100	.....7,243,124	.....8,652,435
49.	West Virginia.....	WV.....L.....	.....626,272	.....546,446	.....160,463	.....116,048	.....395,151	.....246,777
50.	Wisconsin.....	WI.....L.....	.....1,962,261	.....2,070,518	.....165,906	.....203,456	.....8,786,615	.....9,868,765
51.	Wyoming.....	WY.....L.....	.....193,377	.....143,126	.....12,465	.....128,331	.....183,014	.....406,721
52.	American Samoa.....	AS.....N.....	.....0	.....0	.....0	.....0	.....0	.....0
53.	Guam.....	GU.....N.....	.....0	.....0	.....0	.....0	.....0	.....0
54.	Puerto Rico.....	PR.....N.....	.....0	.....0	.....0	.....0	.....0	.....0
55.	US Virgin Islands.....	VI.....N.....	.....0	.....0	.....0	.....0	.....0	.....0
56.	Northern Mariana Islands.....	MP.....N.....	.....0	.....0	.....0	.....0	.....0	.....0
57.	Canada.....	CAN.....N.....	.....0	.....0	.....1,121	.....9,788	.....0	.....0
58.	Aggregate Other Alien.....	OT.....XXX.....	.....0	.....0	.....0	.....0	.....0	.....0
59.	Totals.....	(a).....51.....	.....104,483,338	.....97,421,056	.....44,579,124	.....43,601,427	.....494,705,967	.....539,505,337

DETAILS OF WRITE-INS

58001. ....	XXX.....	.....0	.....0	.....0	.....0	.....0	.....0
58002. ....	XXX.....	.....0	.....0	.....0	.....0	.....0	.....0
58003. ....	XXX.....	.....0	.....0	.....0	.....0	.....0	.....0
58998. Summary of remaining write-ins for Line 58 from overflow page....	.....XXX.....	.....0	.....0	.....0	.....0	.....0	.....0
58999. Totals (Lines 58001 thru 58003+ Line 58998) (Line 58 above).....	.....XXX.....	.....0	.....0	.....0	.....0	.....0	.....0

(L) - Licensed or Chartered - Licensed Insurance Carrier or Domiciled RRG; (R) - Registered - Non-domiciled RRGs; (Q) - Qualified - Qualified or Accredited Reinsurer;  
(E) - Eligible - Reporting Entities eligible or approved to write Surplus Lines in the state; (N) - None of the above - Not allowed to write business in the state.  
(a) Insert the number of L responses except for Canada and Other Alien.

Schedule Y - Information Concerning Activities of Insurer Members of a Holding Company Group  
Part 1 - Organizational Chart

	Domiciliary Location	FEIN	NAIC Co. Code
American Financial Group, Inc.	OH	31-1544320	
American Financial Capital Trust II	DE	31-6549738	
American Financial Capital Trust III	DE	16-6543606	
American Financial Capital Trust IV	DE	16-6543609	
American Financial Enterprises, Inc.	CT	31-0996797	
American Money Management Corporation	OH	31-0828578	
American Real Estate Capital Company, LLC (80%)	OH	27-1577326	
MidMarket Capital Partners, LLC (65%)	DE	27-2829629	
APU Holding Company	OH	41-2112001	
American Premier Underwriters, Inc.	PA	23-6000765	
The Associates of the Jersey Company	NJ	23-6297584	
Cal Coal, Inc.	IL	37-1094159	
Great Southwest Corporation	DE	95-2802826	
The Indianapolis Union Railway Company	IN	35-6001691	
Lehigh Valley Railroad Company	PA	13-6400464	
Pennsylvania Lehigh Oil & Gas Holdings LLC	PA	46-1665396	
Magnolia Alabama Holdings, Inc.	DE	20-1548213	
Magnolia Alabama Holdings LLC	AL	20-1574094	
Michigan Oil & Gas Holdings, LLC	MI	46-1852532	
Ohio Oil & Gas Holdings, LLC	OH	46-1480078	
The Owasco River Railway, Inc.	NY	13-6021353	
PCC Real Estate, Inc.	NY	31-1236926	
PCC Technical Industries, Inc.	DE	76-0080537	
PCC Maryland Realty Corp.	MD	31-1388401	
Penn Central Energy Management Company	DE	06-1209709	
Penn Towers, Inc.	PA	23-1537928	
Pennsylvania-Reading Seashore Lines (66.67%)	NJ	23-6000766	
Pittsburgh and Cross Creek Railroad Company (83%)	PA	23-6207599	
Terminal Realty Penn Co.	DC	23-1707450	
Waynesburg Southern Railroad Company	PA	23-1675796	
GAI Insurance Company, Ltd. *	BMU		
Hangar Acquisition Corp.	OH	31-1446308	
Lease & Loan Insurance Services Limited	GBR		
Premier Lease & Loan Services Insurance Agency, Inc.	WA	91-1242743	
Premier Lease & Loan Services of Canada, Inc.	WA	91-1508644	
Republic Indemnity Company of America *	CA	95-2801326	22179
Republic Indemnity Company of California *	CA	31-1054123	43753
Risico Management Corporation	DE	31-1262960	
Dixie Terminal Corporation	OH	31-0823725	
Flextech Holding Co., Inc.	OH	31-1733037	
GAI Holding Bermuda Ltd.	BMU	98-0606803	
GAI Indemnity, Ltd. #	GBR	98-0556144	
Marketform Group Limited	GBR		
Marketform Holdings Limited	GBR		
Caduceus Underwriting Limited	GBR		
Lavenham Underwriting Limited #	GBR	98-0412245	
Marketform Limited	GBR		
Gabinete Marketform SL	ESP		
Marketform Australia Pty Limited	AUS		
Studio Marketform SRL	ITA		
Marketform Management Services Limited	GBR		
Marketform Managing Agency Limited	GBR		
Sampford Underwriting Limited #	GBR	98-0431601	
Marketform Trust Company Limited	GBR		

\* Denotes insurer  
@ Company affiliated but not owned  
# Participant in Lloyd's Syndicate 2468  
Subsidiaries 100% owned by respective parent unless otherwise stated  
^ Total percentage owned by respective parent and other affiliated companies

Schedule Y - Information Concerning Activities of Insurer Members of a Holding Company Group  
Part 1 - Organizational Chart

	Domiciliary Location	FEIN	NAIC Co. Code
American Financial Group, Inc.	OH	31-1544320	
Great American Financial Resources, Inc. ^	DE	06-1356481	
AAG Holding Company, Inc.	OH	31-1475936	
Great American Financial Statutory Trust IV	CT	58-646032	
Great American Life Insurance Company *	OH	13-1935920	63312
Aerielle IP Holdings, LLC ^	OH	45-2969767	
Aerielle, LLC ^	DE	26-4391696	
Annuity Investors Life Insurance Company *	OH	31-1021738	93661
Bay Bridge Marina Hemingway's Restaurant, LLC (85%)	MD	27-4078277	
Bay Bridge Marina Management, LLC (85%)	MD	27-0513333	
Brothers Management, LLC (99%)	FL	20-1246122	
FT Liquidation, LLC	OH	45-3988240	
GALIC - Bay Bridge Marina, LLC	MD	20-4604276	
GALIC - Sorrento, LLC ^	FL	45-5565693	
GALIC Brothers, Inc. (80%)	OH	31-1391777	
GALIC Pointe, LLC ^	FL	45-1144095	
Manhattan National Holding Corporation	OH	26-3260520	
Manhattan National Life Insurance Company *	IL	45-0252531	67083
Skipjack Marina Corp.	MD	52-2179330	
United Teacher Associates, Ltd. ^	TX	74-2180806	
United Teacher Associates Insurance Company *	TX	58-0869673	63479
AAG Insurance Agency, Inc.	KY	31-1422717	
Ceres Group, Inc.	DE	34-1017531	
Ceres Administrators, L.L.C.	DE	34-1880408	
Ceres Sales, LLC	DE	34-1947043	
HealthMark Sales, LLC	DE	34-1920479	
Continental General Corporation	NE	47-0717079	
Continental General Insurance Company *	OH	47-0463747	71404
Continental Print & Photo Co.	NE	47-0562685	
QQAgency of Texas, Inc.	TX	34-1947042	
Great American Advisors, Inc.	OH	31-1395344	
Great American Holding, Inc.	OH	42-1575938	
Agricultural Services, LLC	OH	27-3062314	
United States Commodities Producers, LLC (75%)	MT	45-4110027	
United States Livestock Producers, LLC (75%)	NV	27-2354685	
Livestock Market Enhancement Risk Retention Group * ^	NV	27-4395897	14084
American Empire Surplus Lines Insurance Company *	DE	31-0912199	35351
American Empire Insurance Company *	OH	31-0973761	37990
American Empire Underwriters, Inc.	TX	59-1671722	
GAI Australia Pty Ltd	AUS		
Great American International Insurance Limited *	IRL		
Mid-Continent Casualty Company *	OH	73-0556513	23418
Mid-Continent Assurance Company *	OH	73-1406844	15380
Mid-Continent Excess and Surplus Insurance Company *	DE	38-3803661	13794
Mid-Continent Specialty Insurance Services, Inc.	OK	30-0571535	
Oklahoma Surety Company *	OH	73-0773259	23426
Premier International Insurance Company *	TCA	98-0627464	

\* Denotes insurer  
@ Company affiliated but not owned  
# Participant in Lloyd's Syndicate 2468  
Subsidiaries 100% owned by respective parent unless otherwise stated  
^ Total percentage owned by respective parent and other affiliated companies

Schedule Y - Information Concerning Activities of Insurer Members of a Holding Company Group  
Part 1 - Organizational Chart

	Domiciliary Location	FEIN	NAIC Co. Code
American Financial Group, Inc.	OH	31-1544320	
Great American Insurance Company *	OH	31-0501234	16691
American Signature Underwriters, Inc.	OH	31-1463075	
Brothers Property Corporation (80%)	OH	59-2840291	
Brothers Le Pavillon, LLC	DE	20-5173494	
Brothers Le Pavillon (SPE), LLC	DE	20-5173589	
Brothers Pennsylvanian Corporation	PA	25-1754638	
Brothers Property Management Corporation	OH	59-2840294	
Crescent Centre Apartments ^	OH	20-4498054	
Crop Managers Insurance Agency, Inc.	KS	31-1277904	
Dempsey & Siders Agency, Inc.	OH	31-0589001	
Eden Park Insurance Brokers, Inc.	CA	31-1341668	
El Aguila, Compañía de Seguros, S.A. de C.V. *	MEX		
Financiadora de Primas Condor, S.A. de C.V. (99%)	MEX		
Farmers Crop Insurance Alliance, Inc.	KS	39-1404033	
FCIA Management Company, Inc.	NY	13-3628555	
Foreign Credit Insurance Association @	NY		
GAI Warranty Company	OH	31-1753938	
GAI Warranty Company of Florida	FL	31-1765544	
GAI Warranty Company of Canada Inc.	CAN		
Global Premier Finance Company	OH	61-1329718	
Great American Agency of Texas, Inc.	TX	74-2693636	
Great American Alliance Insurance Company *	OH	95-1542353	26832
Great American Assurance Company *	OH	15-6020948	26344
Great American Casualty Insurance Company *	OH	61-0983091	39896
Great American Claims Services, Inc.	DE	31-1228726	
Great American Contemporary Insurance Company *	OH	36-4079497	10646
Great American E & S Insurance Company *	DE	31-0954439	37532
Great American Fidelity Insurance Company *	DE	31-1036473	41858
Great American Insurance Agency, Inc.	OH	31-1652643	
Great American Insurance Company of New York *	NY	13-5539046	22136
Great American Lloyd's Insurance Company * @	TX	31-0974853	38024
Great American Lloyd's, Inc.	TX	31-1073664	
Great American Management Services, Inc.	OH	31-0856644	
Great American Protection Insurance Company *	OH	31-1288778	38580
Great American Re Inc.	DE	31-0918893	
Great American Security Insurance Company *	OH	31-1209419	31135
Great American Spirit Insurance Company *	OH	31-1237970	33723
Insurance (GB) Limited *	GBR		
Key Largo Group, Inc.	FL	59-1263251	
National Interstate Corporation (51.8%)	OH	34-1607394	
American Highways Insurance Agency, Inc.	OH	34-1899058	
Explorer RV Insurance Agency, Inc.	OH	31-1548235	
Hudson Indemnity, Ltd.	CYM	98-0191335	
Hudson Management Group, Ltd.	VIR	66-0660039	
National Interstate Insurance Agency, Inc.	OH	34-1607396	
Commercial For Hire Transportation Purchasing Group @	SC	36-4670968	
National Interstate Insurance Company *	OH	34-1607395	32620
National Interstate Insurance Company of Hawaii, Inc. *	OH	99-0345306	11051
Triumphe Casualty Company *	OH	95-3623282	41106
Vanliner Group, Inc.	DE	43-1415856	
TransProtection Service Company	MO	43-1254631	
Vanliner Insurance Company *	MO	86-0114294	21172
Vanliner Reinsurance Limited *	BMU		
Safety Claims and Litigation Services, LLC	MT	20-5546054	
Pinecrest Place LLC	FL	27-2226948	
PLLS Canada Insurance Brokers Inc. ^	CAN	871850814	
Professional Risk Brokers, Inc.	IL	31-1293064	
Strategic Comp Holdings, L.L.C.	LA	72-1331800	
Strategic Comp Services, L.L.C.	LA	36-4517754	
Strategic Comp, L.L.C.	LA	32-0050970	
One East Fourth, Inc.	OH	31-0686194	
Pioneer Carpet Mills, Inc.	OH	31-0883227	
Superior NWVN of Ohio, Inc.	OH	31-1737792	
TEJ Holdings, Inc.	OH	31-1119320	
Three East Fourth, Inc.	OH	31-0728327	

\* Denotes insurer  
@ Company affiliated but not owned  
# Participant in Lloyd's Syndicate 2468  
Subsidiaries 100% owned by respective parent unless otherwise stated  
^ Total percentage owned by respective parent and other affiliated companies



SCHEDULE Y

PART 1A - DETAIL OF INSURANCE HOLDING COMPANY SYSTEM

1	2	3	4	5	6	7	8	9	10	11	12	13	14	15
Group Code	Group Name	NAIC Company Code	Federal ID Number	Federal RSSD	CIK	Name of Securities Exchange if Publicly Traded (U.S. or International)	Names of Parent, Subsidiaries or Affiliates	Domiciliary Location	Relationship to Reporting Entity	Directly Controlled by (Name of Entity/Person)	Type of Control (Ownership Board, Management Attorney-in-Fact, Influence, Other)	If Control is Ownership Provide Percentage	Ultimate Controlling Entity(ies)/Person(s)	*
Members														
0.....		0.....	31-1544320.....	0.....	0000944707	NYSE.....	American Financial Group, Inc.....	OH.....	UIP.....		Ownership.....	.....0.000		0.....
0.....		0.....	31-6549738.....	0.....	0.....		American Financial Capital Trust II.....	DE.....	NIA.....	American Financial Group, Inc.....	Ownership.....	...100.000	American Financial	0.....
0.....		0.....	16-6543606.....	0.....	0.....		American Financial Capital Trust III.....	DE.....	NIA.....	American Financial Group, Inc.....	Ownership.....	...100.000	American Financial	0.....
0.....		0.....	16-6543609.....	0.....	0.....		American Financial Capital Trust IV.....	DE.....	NIA.....	American Financial Group, Inc.....	Ownership.....	...100.000	American Financial	0.....
0.....		0.....	31-0996797.....	0.....	0.....		American Financial Enterprises, Inc.....	CT.....	NIA.....	American Financial Group, Inc.....	Ownership.....	...100.000	American Financial	0.....
0.....		0.....	31-0828578.....	0.....	0.....		American Money Management Corporation.....	OH.....	NIA.....	American Financial Group, Inc.....	Ownership.....	...100.000	American Financial	0.....
0.....		0.....	27-1577326.....	0.....	0.....		American Real Estate Capital Company, LLC.....	OH.....	NIA.....	American Money Management Corporation.....	Ownership.....	...80.000	American Financial	0.....
0.....		0.....	27-2829629.....	0.....	0.....		MidMarket Capital Partners, LLC.....	DE.....	NIA.....	American Money Management Corporation.....	Ownership.....	...65.000	American Financial	0.....
0.....		0.....	41-2112001.....	0.....	0.....		APU Holding Company.....	OH.....	NIA.....	American Financial Group, Inc.....	Ownership.....	...100.000	American Financial	0.....
0.....		0.....	23-6000765.....	0.....	0.....		American Premier Underwriters, Inc.....	PA.....	NIA.....	APU Holding Company.....	Ownership.....	...100.000	American Financial	0.....
0.....		0.....	23-6297584.....	0.....	0.....		The Associates of the Jersey Company.....	NJ.....	NIA.....	American Premier Underwriters, Inc.....	Ownership.....	...100.000	American Financial	0.....
0.....		0.....	37-1094159.....	0.....	0.....		Cal Coal, Inc.....	IL.....	NIA.....	American Premier Underwriters, Inc.....	Ownership.....	...100.000	American Financial	0.....
0.....		0.....	95-2802826.....	0.....	0.....		Great Southwest Corporation.....	DE.....	NIA.....	American Premier Underwriters, Inc.....	Ownership.....	...100.000	American Financial	0.....
0.....		0.....	35-6001691.....	0.....	0.....		The Indianapolis Union Railway Company.....	IN.....	NIA.....	American Premier Underwriters, Inc.....	Ownership.....	...100.000	American Financial	0.....
0.....		0.....	13-6400464.....	0.....	0.....		Lehigh Valley Railroad Company.....	PA.....	NIA.....	American Premier Underwriters, Inc.....	Ownership.....	...100.000	American Financial	0.....
0.....		0.....	46-1665396.....	0.....	0.....		Pennsylvania Lehigh Oil & Gas Holdings LLC.....	PA.....	NIA.....	Lehigh Valley Railroad Company.....	Ownership.....	...100.000	American Financial	0.....
0.....		0.....	20-1548213.....	0.....	0.....		Magnolia Alabama Holdings, Inc.....	DE.....	NIA.....	American Premier Underwriters, Inc.....	Ownership.....	...100.000	American Financial	0.....
0.....		0.....	20-1574094.....	0.....	0.....		Magnolia Alabama Holdings LLC.....	AL.....	NIA.....	Magnolia Alabama Holdings, Inc.....	Ownership.....	...100.000	American Financial	0.....
0.....		0.....	46-1852532.....	0.....	0.....		Michigan Oil & Gas Holdings, LLC.....	MI.....	NIA.....	American Premier Underwriters, Inc.....	Ownership.....	...100.000	American Financial	0.....
0.....		0.....	46-1480078.....	0.....	0.....		Ohio Oil & Gas Holdings, LLC.....	OH.....	NIA.....	American Premier Underwriters, Inc.....	Ownership.....	...100.000	American Financial	0.....
0.....		0.....	13-6021353.....	0.....	0.....		The Owasco River Railway, Inc.....	NY.....	NIA.....	American Premier Underwriters, Inc.....	Ownership.....	...100.000	American Financial	0.....
0.....		0.....	31-1236926.....	0.....	0.....		PCC Real Estate, Inc.....	NY.....	NIA.....	American Premier Underwriters, Inc.....	Ownership.....	...100.000	American Financial	0.....
0.....		0.....	76-0080537.....	0.....	0.....		PCC Technical Industries, Inc.....	DE.....	NIA.....	American Premier Underwriters, Inc.....	Ownership.....	...100.000	American Financial	0.....
0.....		0.....	31-1388401.....	0.....	0.....		PCC Maryland Realty Corp.....	MD.....	NIA.....	PCC Technical Industries, Inc.....	Ownership.....	...100.000	American Financial	0.....
0.....		0.....	06-1209709.....	0.....	0.....		Penn Central Energy Management Company.....	DE.....	NIA.....	American Premier Underwriters, Inc.....	Ownership.....	...100.000	American Financial	0.....
0.....		0.....	23-1537928.....	0.....	0.....		Penn Towers, Inc.....	PA.....	NIA.....	American Premier Underwriters, Inc.....	Ownership.....	...100.000	American Financial	0.....
0.....		0.....	23-6000766.....	0.....	0.....		Pennsylvania-Reading Seashore Lines.....	NJ.....	NIA.....	American Premier Underwriters, Inc.....	Ownership.....	...66.670	American Financial	0.....
0.....		0.....	23-6207599.....	0.....	0.....		Pittsburgh and Cross Creek Railroad Company.....	PA.....	NIA.....	American Premier Underwriters, Inc.....	Ownership.....	...83.000	American Financial	0.....
0.....		0.....	23-1707450.....	0.....	0.....		Terminal Realty Penn Co.....	DC.....	NIA.....	American Premier Underwriters, Inc.....	Ownership.....	...100.000	American Financial	0.....
0.....		0.....	23-1675796.....	0.....	0.....		Waynesburg Southern Railroad Company.....	PA.....	NIA.....	American Premier Underwriters, Inc.....	Ownership.....	...100.000	American Financial	0.....
0.....		0.....		0.....	0.....		GAI Insurance Company, Ltd.....	BMU.....	IA.....	APU Holding Company.....	Ownership.....	...100.000	American Financial	0.....
0.....		0.....	31-1446308.....	0.....	0.....		Hangar Acquisition Corp.....	OH.....	NIA.....	APU Holding Company.....	Ownership.....	...100.000	American Financial	0.....
0.....		0.....		0.....	0.....		Lease & Loan Insurance Services Limited.....	GBR.....	NIA.....	APU Holding Company.....	Ownership.....	...100.000	American Financial	0.....
0.....		0.....	91-1242743.....	0.....	0.....		Premier Lease & Loan Services Insurance Agency, Inc.....	WA.....	NIA.....	APU Holding Company.....	Ownership.....	...100.000	American Financial	0.....
0.....		0.....	91-1508644.....	0.....	0.....		Premier Lease & Loan Services of Canada, Inc.....	WA.....	NIA.....	APU Holding Company.....	Ownership.....	...100.000	American Financial	0.....
0084.....	American Financial Group, Inc.....	22179.....	95-2801326.....	0.....	0.....		Republic Indemnity Company of America.....	CA.....	IA.....	APU Holding Company.....	Ownership.....	...100.000	American Financial	0.....

Q12

SCHEDULE Y

PART 1A - DETAIL OF INSURANCE HOLDING COMPANY SYSTEM

Q12.1

1	2	3	4	5	6	7	8	9	10	11	12	13	14	15
Group Code	Group Name	NAIC Company Code	Federal ID Number	Federal RSSD	CIK	Name of Securities Exchange if Publicly Traded (U.S. or International)	Names of Parent, Subsidiaries or Affiliates	Domiciliary Location	Relationship to Reporting Entity	Directly Controlled by (Name of Entity/Person)	Type of Control (Ownership Board, Management Attorney-in-Fact, Influence, Other)	If Control is Ownership Provide Percentage	Ultimate Controlling Entity(ies)/Person(s)	*
0084.....	American Financial Group, Inc.....	43753.....	31-1054123.....	0.....	0.....		Republic Indemnity Company of California.....	CA.....	IA.....	Republic Indemnity Company of America.....	Ownership.....	100.000	American Financial.....	0.....
0.....		0.....	31-1262960.....	0.....	0.....		Risiko Management Corporation.....	DE.....	NIA.....	APU Holding Company.....	Ownership.....	100.000	American Financial.....	0.....
0.....		0.....	31-0823725.....	0.....	0.....		Dixie Terminal Corporation.....	OH.....	NIA.....	American Financial Group, Inc.....	Ownership.....	100.000	American Financial.....	0.....
0.....		0.....	31-1733037.....	0.....	0.....		Flextech Holding Co., Inc.....	OH.....	NIA.....	American Financial Group, Inc.....	Ownership.....	100.000	American Financial.....	0.....
0.....		0.....	98-0606803.....	0.....	0.....		GAI Holding Bermuda Ltd.....	BMU.....	NIA.....	American Financial Group, Inc.....	Ownership.....	100.000	American Financial.....	0.....
0.....		0.....	98-0556144.....	0.....	0.....		GAI Indemnity, Ltd.....	GBR.....	IA.....	GAI Holding Bermuda Ltd.....	Ownership.....	100.000	American Financial.....	0.....
0.....		0.....		0.....	0.....		Marketform Group Limited.....	GBR.....	NIA.....	GAI Holding Bermuda Ltd.....	Ownership.....	100.000	American Financial.....	0.....
0.....		0.....		0.....	0.....		Marketform Holdings Limited.....	GBR.....	NIA.....	Marketform Group Limited.....	Ownership.....	100.000	American Financial.....	0.....
0.....		0.....		0.....	0.....		Caduceus Underwriting Limited.....	GBR.....	IA.....	Marketform Holdings Limited.....	Ownership.....	100.000	American Financial.....	0.....
0.....		0.....	98-0412245.....	0.....	0.....		Lavenham Underwriting Limited.....	GBR.....	IA.....	Marketform Holdings Limited.....	Ownership.....	100.000	American Financial.....	0.....
0.....		0.....		0.....	0.....		Marketform Limited.....	GBR.....	NIA.....	Marketform Holdings Limited.....	Ownership.....	100.000	American Financial.....	0.....
0.....		0.....		0.....	0.....		Gabinete Marketform SL.....	ESP.....	NIA.....	Marketform Limited.....	Ownership.....	100.000	American Financial.....	0.....
0.....		0.....		0.....	0.....		Marketform Australia Pty Limited.....	AUS.....	NIA.....	Marketform Limited.....	Ownership.....	100.000	American Financial.....	0.....
0.....		0.....		0.....	0.....		Studio Marketform SRL.....	ITA.....	NIA.....	Marketform Limited.....	Ownership.....	100.000	American Financial.....	0.....
0.....		0.....		0.....	0.....		Marketform Management Services Limited.....	GBR.....	NIA.....	Marketform Holdings Limited.....	Ownership.....	100.000	American Financial.....	0.....
0.....		0.....		0.....	0.....		Marketform Managing Agency Limited.....	GBR.....	NIA.....	Marketform Holdings Limited.....	Ownership.....	100.000	American Financial.....	0.....
0.....		0.....	98-0431601.....	0.....	0.....		Sampford Underwriting Limited.....	GBR.....	IA.....	Marketform Holdings Limited.....	Ownership.....	100.000	American Financial.....	0.....
0.....		0.....		0.....	0.....		Marketform Trust Company Limited.....	GBR.....	NIA.....	Marketform Group Limited.....	Ownership.....	100.000	American Financial.....	0.....
0.....		0.....	06-1356481.....	0.....	0.....		Great American Financial Resources, Inc.....	DE.....	NIA.....	American Financial Group, Inc.....	Ownership.....	100.000	American Financial.....	1.....
0.....		0.....	31-1475936.....	0.....	0.....		AAG Holding Company, Inc.....	OH.....	NIA.....	Great American Financial Resources, Inc.....	Ownership.....	100.000	American Financial.....	0.....
0.....		0.....	58-646032.....	0.....	0.....		Great American Financial Statutory Trust IV.....	CT.....	NIA.....	AAG Holding Company, Inc.....	Ownership.....	100.000	American Financial.....	0.....
0084.....	American Financial Group, Inc.....	63312.....	13-1935920.....	0.....	0.....		Great American Life Insurance Company.....	OH.....	IA.....	AAG Holding Company, Inc.....	Ownership.....	100.000	American Financial.....	0.....
0.....		0.....	45-2969767.....	0.....	0.....		Aerielle IP Holdings, LLC.....	OH.....	NIA.....	Great American Life Insurance Company.....	Ownership.....	62.500	American Financial.....	2.....
0.....		0.....	26-4391696.....	0.....	0.....		Aerielle, LLC.....	DE.....	NIA.....	Great American Life Insurance Company.....	Ownership.....	62.500	American Financial.....	2.....
0084.....	American Financial Group, Inc.....	93661.....	31-1021738.....	0.....	0.....		Annuity Investors Life Insurance Company.....	OH.....	IA.....	Great American Life Insurance Company.....	Ownership.....	100.000	American Financial.....	0.....
0.....		0.....	27-4078277.....	0.....	0.....		Bay Bridge Marina Hemingway's Restaurant, LLC.....	MD.....	NIA.....	Great American Life Insurance Company.....	Ownership.....	85.000	American Financial.....	0.....
0.....		0.....	27-0513333.....	0.....	0.....		Bay Bridge Marina Management, LLC.....	MD.....	NIA.....	Great American Life Insurance Company.....	Ownership.....	85.000	American Financial.....	0.....
0.....		0.....	20-1246122.....	0.....	0.....		Brothers Management, LLC.....	FL.....	NIA.....	Great American Life Insurance Company.....	Ownership.....	99.000	American Financial.....	0.....
0.....		0.....	45-3988240.....	0.....	0.....		FT Liquidation, LLC.....	OH.....	NIA.....	Great American Life Insurance Company.....	Ownership.....	100.000	American Financial.....	0.....
0.....		0.....	20-4604276.....	0.....	0.....		GALIC - Bay Bridge Marina, LLC.....	MD.....	NIA.....	Great American Life Insurance Company.....	Ownership.....	100.000	American Financial.....	0.....
0.....		0.....	45-5565693.....	0.....	0.....		GALIC-Sorrento, LLC.....	FL.....	NIA.....	Great American Life Insurance Company.....	Ownership.....	65.000	American Financial.....	2.....
0.....		0.....	31-1391777.....	0.....	0.....		GALIC Brothers, Inc.....	OH.....	NIA.....	Great American Life Insurance Company.....	Ownership.....	80.000	American Financial.....	0.....
0.....		0.....	45-1144095.....	0.....	0.....		GALIC Pointe, LLC.....	FL.....	NIA.....	Great American Life Insurance Company.....	Ownership.....	65.000	American Financial.....	2.....
0.....		0.....	26-3260520.....	0.....	0.....		Manhattan National Holding Corporation.....	OH.....	NIA.....	Great American Life Insurance Company.....	Ownership.....	100.000	American Financial.....	0.....
0084.....	American Financial Group, Inc.....	67083.....	45-0252531.....	0.....	0.....		Manhattan National Life Insurance Company.....	IL.....	IA.....	Manhattan National Holding Corporation.....	Ownership.....	100.000	American Financial.....	0.....
0.....		0.....	52-2179330.....	0.....	0.....		Skipjack Marina Corp.....	MD.....	NIA.....	Great American Life Insurance Company.....	Ownership.....	100.000	American Financial.....	0.....
0.....		0.....	74-2180806.....	0.....	0.....		United Teacher Associates, Ltd.....	TX.....	NIA.....	AAG Holding Company, Inc.....	Ownership.....	100.000	American Financial.....	1.....

SCHEDULE Y

PART 1A - DETAIL OF INSURANCE HOLDING COMPANY SYSTEM

Q12.2

1	2	3	4	5	6	7	8	9	10	11	12	13	14	15
Group Code	Group Name	NAIC Company Code	Federal ID Number	Federal RSSD	CIK	Name of Securities Exchange if Publicly Traded (U.S. or International)	Names of Parent, Subsidiaries or Affiliates	Domiciliary Location	Relationship to Reporting Entity	Directly Controlled by (Name of Entity/Person)	Type of Control (Ownership Board, Management Attorney-in-Fact, Influence, Other)	If Control is Ownership Provide Percentage	Ultimate Controlling Entity(ies)/Person(s)	*
0084.....	American Financial Group, Inc.....	63479.....	58-0869673.....	0.....	0.....		United Teacher Associates Insurance Company.....	TX.....	IA.....	United Teacher Associates, Ltd.....	Ownership.....	100.000	American Financial.....	0.....
0.....		0.....	31-1422717.....	0.....	0.....		AAG Insurance Agency, Inc.....	KY.....	NIA.....	Great American Financial Resources, Inc.....	Ownership.....	100.000	American Financial.....	0.....
0.....		0.....	34-1017531.....	0.....	0.....		Ceres Group, Inc.....	DE.....	NIA.....	Great American Financial Resources, Inc.....	Ownership.....	100.000	American Financial.....	0.....
0.....		0.....	34-1880408.....	0.....	0.....		Ceres Administrators, L.L.C.....	DE.....	NIA.....	Ceres Group, Inc.....	Ownership.....	100.000	American Financial.....	0.....
0.....		0.....	34-1947043.....	0.....	0.....		Ceres Sales, LLC.....	DE.....	NIA.....	Ceres Group, Inc.....	Ownership.....	100.000	American Financial.....	0.....
0.....		0.....	34-1920479.....	0.....	0.....		HealthMark Sales, LLC.....	DE.....	NIA.....	Ceres Sales, LLC.....	Ownership.....	100.000	American Financial.....	0.....
0.....		0.....	47-0717079.....	0.....	0.....		Continental General Corporation.....	NE.....	NIA.....	Ceres Group, Inc.....	Ownership.....	100.000	American Financial.....	0.....
0084.....	American Financial Group, Inc.....	71404.....	47-0463747.....	0.....	0.....		Continental General Insurance Company.....	OH.....	IA.....	Continental General Corporation.....	Ownership.....	100.000	American Financial.....	0.....
0.....		0.....	47-0562685.....	0.....	0.....		Continental Print & Photo Co.....	NE.....	NIA.....	Continental General Corporation.....	Ownership.....	100.000	American Financial.....	0.....
0.....		0.....	34-1947042.....	0.....	0.....		QQAgency of Texas, Inc.....	TX.....	NIA.....	Ceres Group, Inc.....	Ownership.....	100.000	American Financial.....	0.....
0.....		0.....	31-1395344.....	0.....	0.....		Great American Advisors, Inc.....	OH.....	NIA.....	Great American Financial Resources, Inc.....	Ownership.....	100.000	American Financial.....	0.....
0.....		0.....	42-1575938.....	0.....	0.....		Great American Holding, Inc.....	OH.....	NIA.....	American Financial Group, Inc.....	Ownership.....	100.000	American Financial.....	0.....
0.....		0.....	27-3062314.....	0.....	0.....		Agricultural Services, LLC.....	OH.....	NIA.....	Great American Holding, Inc.....	Ownership.....	100.000	American Financial.....	0.....
0.....		0.....	45-4110027.....	0.....	0.....		Unites States Commodities Producers LLC.....	MT.....	NIA.....	Agricultural Services, LLC.....	Ownership.....	75.000	American Financial.....	0.....
0084.....	American Financial Group, Inc.....	14084.....	27-4395897.....	0.....	0.....		Livestock Market Enhancement Risk Retention Group.....	NV.....	IA.....	Unites States Commodities Producers LLC.....	Ownership.....	1.000	American Financial.....	2.....
0.....		0.....	27-2354685.....	0.....	0.....		United States Livestock Producers, LLC.....	NV.....	NIA.....	Agricultural Services, LLC.....	Ownership.....	75.000	American Financial.....	0.....
0084.....	American Financial Group, Inc.....	14084.....	27-4395897.....	0.....	0.....		Livestock Market Enhancement Risk Retention Group.....	NV.....	IA.....	United States Livestock Producers, LLC.....	Ownership.....	99.000	American Financial.....	2.....
0084.....	American Financial Group, Inc.....	35351.....	31-0912199.....	0.....	0.....		American Empire Surplus Lines Insurance Company.....	DE.....	IA.....	Great American Holding, Inc.....	Ownership.....	100.000	American Financial.....	0.....
0084.....	American Financial Group, Inc.....	37990.....	31-0973761.....	0.....	0.....		American Empire Insurance Company.....	OH.....	IA.....	American Empire Surplus Lines Insurance Company.....	Ownership.....	100.000	American Financial.....	0.....
0.....		0.....	59-1671722.....	0.....	0.....		American Empire Underwriters, Inc.....	TX.....	NIA.....	American Empire Insurance Company.....	Ownership.....	100.000	American Financial.....	0.....
0.....		0.....		0.....	0.....		GAI Australia Pty Ltd.....	AUS.....	NIA.....	Great American Holding, Inc.....	Ownership.....	100.000	American Financial.....	0.....
0.....		0.....		0.....	0.....		Great American International Insurance Limited.....	IRL.....	IA.....	Great American Holding, Inc.....	Ownership.....	100.000	American Financial.....	0.....
0084.....	American Financial Group, Inc.....	23418.....	73-0556513.....	0.....	0.....		Mid-Continent Casualty Company.....	OH.....	IA.....	Great American Holding, Inc.....	Ownership.....	100.000	American Financial.....	0.....
0084.....	American Financial Group, Inc.....	15380.....	73-1406844.....	0.....	0.....		Mid-Continent Assurance Company.....	OH.....	IA.....	Mid-Continent Casualty Company.....	Ownership.....	100.000	American Financial.....	0.....
0084.....	American Financial Group, Inc.....	13794.....	38-3803661.....	0.....	0.....		Mid-Continent Excess and Surplus Insurance Company.....	DE.....	IA.....	Mid-Continent Casualty Company.....	Ownership.....	100.000	American Financial.....	0.....
0.....		0.....	30-0571535.....	0.....	0.....		Mid-Continent Specialty Insurance Services, Inc.....	OK.....	NIA.....	Mid-Continent Casualty Company.....	Ownership.....	100.000	American Financial.....	0.....
0084.....	American Financial Group, Inc.....	23426.....	73-0773259.....	0.....	0.....		Oklahoma Surety Company.....	OH.....	IA.....	Mid-Continent Casualty Company.....	Ownership.....	100.000	American Financial.....	0.....
0.....		0.....	98-0627464.....	0.....	0.....		Premier International Insurance Company.....	TCA.....	IA.....	Great American Holding, Inc.....	Ownership.....	100.000	American Financial.....	0.....
0084.....	American Financial Group, Inc.....	16691.....	31-0501234.....	0.....	0.....		Great American Insurance Company.....	OH.....	UDP.....	American Financial Group, Inc.....	Ownership.....	100.000	American Financial.....	0.....
0.....		0.....	45-2969767.....	0.....	0.....		Aerielle IP Holdings, LLC.....	OH.....	NIA.....	Great American Insurance Company.....	Ownership.....	37.500	American Financial.....	2.....
0.....		0.....	26-4391696.....	0.....	0.....		Aerielle, LLC.....	DE.....	NIA.....	Great American Insurance Company.....	Ownership.....	37.500	American Financial.....	2.....
0.....		0.....	31-1463075.....	0.....	0.....		American Signature Underwriters, Inc.....	OH.....	NIA.....	Great American Insurance Company.....	Ownership.....	100.000	American Financial.....	0.....
0.....		0.....	59-2840291.....	0.....	0.....		Brothers Property Corporation.....	OH.....	NIA.....	Great American Insurance Company.....	Ownership.....	80.000	American Financial.....	0.....
0.....		0.....	20-5173494.....	0.....	0.....		Brothers Le Pavillon, LLC.....	DE.....	NIA.....	Brothers Property Corporation.....	Ownership.....	100.000	American Financial.....	0.....
0.....		0.....	20-5173589.....	0.....	0.....		Brothers Le Pavillon (SPE), LLC.....	DE.....	NIA.....	Brothers Le Pavillon, LLC.....	Ownership.....	100.000	American Financial.....	0.....
0.....		0.....	25-1754638.....	0.....	0.....		Brothers Pennsylvanian Corporation.....	PA.....	NIA.....	Brothers Property Corporation.....	Ownership.....	100.000	American Financial.....	0.....
0.....		0.....	59-2840294.....	0.....	0.....		Brothers Property Management Corporation.....	OH.....	NIA.....	Brothers Property Corporation.....	Ownership.....	100.000	American Financial.....	0.....

SCHEDULE Y

PART 1A - DETAIL OF INSURANCE HOLDING COMPANY SYSTEM

Q12.3

1	2	3	4	5	6	7	8	9	10	11	12	13	14	15
Group Code	Group Name	NAIC Company Code	Federal ID Number	Federal RSSD	CIK	Name of Securities Exchange if Publicly Traded (U.S. or International)	Names of Parent, Subsidiaries or Affiliates	Domiciliary Location	Relationship to Reporting Entity	Directly Controlled by (Name of Entity/Person)	Type of Control (Ownership Board, Management Attorney-in-Fact, Influence, Other)	If Control is Ownership Provide Percentage	Ultimate Controlling Entity(ies)/Person(s)	*
0.....		0.....	20-4498054.....	0.....	0.....		Crescent Centre Apartments.....	OH.....	NIA.....	Great American Insurance Company.....	Ownership.....	...100.000	American Financial.....	1.....
0.....		0.....	31-1277904.....	0.....	0.....		Crop Managers Insurance Agency, Inc.....	KS.....	NIA.....	Great American Insurance Company.....	Ownership.....	...100.000	American Financial.....	0.....
0.....		0.....	31-0589001.....	0.....	0.....		Dempsey & Siders Agency, Inc.....	OH.....	NIA.....	Great American Insurance Company.....	Ownership.....	...100.000	American Financial.....	0.....
0.....		0.....	31-1341668.....	0.....	0.....		Eden Park Insurance Brokers, Inc.....	CA.....	NIA.....	Great American Insurance Company.....	Ownership.....	...100.000	American Financial.....	0.....
0.....		0.....		0.....	0.....		El Aguila, Compañía de Seguros, S.A. de C.V.....	MEX.....	IA.....	Great American Insurance Company.....	Ownership.....	...100.000	American Financial.....	0.....
0.....		0.....		0.....	0.....		Financiadora de Primas Condor, S.A. de C.V.....	MEX.....	NIA.....	El Aguila, Compañía de Seguros, S.A. de C.V.....	Ownership.....	...99.000	American Financial.....	0.....
0.....		0.....	39-1404033.....	0.....	0.....		Farmers Crop Insurance Alliance, Inc.....	KS.....	NIA.....	Great American Insurance Company.....	Ownership.....	...100.000	American Financial.....	0.....
0.....		0.....	13-3628555.....	0.....	0.....		FCIA Management Company, Inc.....	NY.....	NIA.....	Great American Insurance Company.....	Ownership.....	...100.000	American Financial.....	0.....
0.....		0.....		0.....	0.....		Foreign Credit Insurance Association.....	NY.....	OTH.....	Great American Insurance Company.....	Management.....	.....0.000	American Financial.....	3.....
0.....		0.....	31-1753938.....	0.....	0.....		GAI Warranty Company.....	OH.....	NIA.....	Great American Insurance Company.....	Ownership.....	...100.000	American Financial.....	0.....
0.....		0.....	31-1765544.....	0.....	0.....		GAI Warranty Company of Florida.....	FL.....	NIA.....	GAI Warranty Company.....	Ownership.....	...100.000	American Financial.....	0.....
0.....		0.....		0.....	0.....		GAI Warranty Company of Canada Inc.....	CAN.....	NIA.....	Great American Insurance Company.....	Ownership.....	...100.000	American Financial.....	0.....
0.....		0.....	45-5565693.....	0.....	0.....		GALIC-Sorrento, LLC.....	FL.....	NIA.....	Great American Insurance Company.....	Ownership.....	...35.000	American Financial.....	2.....
0.....		0.....	45-1144095.....	0.....	0.....		GALIC Pointe, LLC.....	FL.....	NIA.....	Great American Insurance Company.....	Ownership.....	...35.000	American Financial.....	2.....
0.....		0.....	61-1329718.....	0.....	0.....		Global Premier Finance Company.....	OH.....	NIA.....	Great American Insurance Company.....	Ownership.....	...100.000	American Financial.....	0.....
0.....		0.....	74-2693636.....	0.....	0.....		Great American Agency of Texas, Inc.....	TX.....	NIA.....	Great American Insurance Company.....	Ownership.....	...100.000	American Financial.....	0.....
0084.....	American Financial Group, Inc.....	26832.....	95-1542353.....	0.....	0.....		Great American Alliance Insurance Company.....	OH.....	IA.....	Great American Insurance Company.....	Ownership.....	...100.000	American Financial.....	0.....
0084.....	American Financial Group, Inc.....	26344.....	15-6020948.....	0.....	0.....		Great American Assurance Company.....	OH.....		Great American Insurance Company.....	Ownership.....	...100.000	American Financial.....	0.....
0084.....	American Financial Group, Inc.....	39896.....	61-0983091.....	0.....	0.....		Great American Casualty Insurance Company.....	OH.....	IA.....	Great American Insurance Company.....	Ownership.....	...100.000	American Financial.....	0.....
0.....		0.....	31-1228726.....	0.....	0.....		Great American Claims Services, Inc.....	DE.....	NIA.....	Great American Insurance Company.....	Ownership.....	...100.000	American Financial.....	0.....
0084.....	American Financial Group, Inc.....	10646.....	36-4079497.....	0.....	0.....		Great American Contemporary Insurance Company.....	OH.....	IA.....	Great American Insurance Company.....	Ownership.....	...100.000	American Financial.....	0.....
0084.....	American Financial Group, Inc.....	37532.....	31-0954439.....	0.....	0.....		Great American E & S Insurance Company.....	DE.....	IA.....	Great American Insurance Company.....	Ownership.....	...100.000	American Financial.....	0.....
0084.....	American Financial Group, Inc.....	41858.....	31-1036473.....	0.....	0.....		Great American Fidelity Insurance Company.....	DE.....	IA.....	Great American Insurance Company.....	Ownership.....	...100.000	American Financial.....	0.....
0.....		0.....	31-1652643.....	0.....	0.....		Great American Insurance Agency, Inc.....	OH.....	NIA.....	Great American Insurance Company.....	Ownership.....	...100.000	American Financial.....	0.....
0084.....	American Financial Group, Inc.....	22136.....	13-5539046.....	0.....	0.....		Great American Insurance Company of New York.....	NY.....	IA.....	Great American Insurance Company.....	Ownership.....	...100.000	American Financial.....	0.....
0084.....	American Financial Group, Inc.....	38024.....	31-0974853.....	0.....	0.....		Great American Lloyd's Insurance Company.....	TX.....	IA.....	Great American Insurance Company.....	Other.....	.....0.000	American Financial.....	4.....
0.....		0.....	31-1073664.....	0.....	0.....		Great American Lloyd's, Inc.....	TX.....	NIA.....	Great American Insurance Company.....	Ownership.....	...100.000	American Financial.....	0.....
0.....		0.....	31-0856644.....	0.....	0.....		Great American Management Services, Inc.....	OH.....	NIA.....	Great American Insurance Company.....	Ownership.....	...100.000	American Financial.....	0.....
0084.....	American Financial Group, Inc.....	38580.....	31-1288778.....	0.....	0.....		Great American Protection Insurance Company.....	OH.....	IA.....	Great American Insurance Company.....	Ownership.....	...100.000	American Financial.....	0.....
0.....		0.....	31-0918893.....	0.....	0.....		Great American Re Inc.....	DE.....	NIA.....	Great American Insurance Company.....	Ownership.....	...100.000	American Financial.....	0.....
0084.....	American Financial Group, Inc.....	31135.....	31-1209419.....	0.....	0.....		Great American Security Insurance Company.....	OH.....	IA.....	Great American Insurance Company.....	Ownership.....	...100.000	American Financial.....	0.....
0084.....	American Financial Group, Inc.....	33723.....	31-1237970.....	0.....	0.....		Great American Spirit Insurance Company.....	OH.....	IA.....	Great American Insurance Company.....	Ownership.....	...100.000	American Financial.....	0.....
0.....		0.....		0.....	0.....		Insurance (GB) Limited.....	GBR.....	IA.....	Great American Insurance Company.....	Ownership.....	...100.000	American Financial.....	0.....
0.....		0.....	59-1263251.....	0.....	0.....		Key Largo Group, Inc.....	FL.....	NIA.....	Great American Insurance Company.....	Ownership.....	...100.000	American Financial.....	0.....
0.....		0.....	34-1607394.....	0.....	0001301106	NASDAQ.....	National Interstate Corporation.....	OH.....	NIA.....	Great American Insurance Company.....	Ownership.....	...51.800	American Financial.....	0.....
0.....		0.....	34-1899058.....	0.....	0.....		American Highways Insurance Agency, Inc.....	OH.....	NIA.....	National Interstate Corporation.....	Ownership.....	...100.000	American Financial.....	0.....
0.....		0.....	31-1548235.....	0.....	0.....		Explorer RV Insurance Agency, Inc.....	OH.....	NIA.....	National Interstate Corporation.....	Ownership.....	...100.000	American Financial.....	0.....

SCHEDULE Y

PART 1A - DETAIL OF INSURANCE HOLDING COMPANY SYSTEM

1	2	3	4	5	6	7	8	9	10	11	12	13	14	15
Group Code	Group Name	NAIC Company Code	Federal ID Number	Federal RSSD	CIK	Name of Securities Exchange if Publicly Traded (U.S. or International)	Names of Parent, Subsidiaries or Affiliates	Domiciliary Location	Relationship to Reporting Entity	Directly Controlled by (Name of Entity/Person)	Type of Control (Ownership Board, Management Attorney-in-Fact, Influence, Other)	If Control is Ownership Provide Percentage	Ultimate Controlling Entity(ies)/Person(s)	*
0.....		0.....	98-0191335.....	0.....	0.....		Hudson Indemnity, Ltd.....	CYM.....	IA.....	National Interstate Corporation.....	Ownership.....	...100.000	American Financial	0.....
0.....		0.....	66-0660039.....	0.....	0.....		Hudson Management Group, Ltd.....	VIR.....	NIA.....	National Interstate Corporation.....	Ownership.....	...100.000	American Financial	0.....
0.....		0.....	34-1607396.....	0.....	0.....		National Interstate Insurance Agency, Inc.....	OH.....	NIA.....	National Interstate Corporation.....	Ownership.....	...100.000	American Financial	0.....
0.....		0.....	36-4670968.....	0.....	0.....		Commercial For Hire Transportation Purchasing Group.....	SC.....	NIA.....	National Interstate Insurance Agency, Inc.....	Management.....	.....0.000	American Financial	0.....
0084.....	American Financial Group, Inc.....	32620.....	34-1607395.....	0.....	0.....		National Interstate Insurance Company.....	OH.....	IA.....	National Interstate Corporation.....	Ownership.....	...100.000	American Financial	0.....
0084.....	American Financial Group, Inc.....	11051.....	99-0345306.....	0.....	0.....		National Interstate Insurance Company of Hawaii, Inc.....	OH.....	IA.....	National Interstate Insurance Company.....	Ownership.....	...100.000	American Financial	0.....
0084.....	American Financial Group, Inc.....	41106.....	95-3623282.....	0.....	0.....		Triumphe Casualty Company.....	OH.....	IA.....	National Interstate Insurance Company.....	Ownership.....	...100.000	American Financial	0.....
0.....		0.....	43-1415856.....	0.....	0.....		Vanliner Group, Inc.....	DE.....	NIA.....	National Interstate Insurance Company.....	Ownership.....	...100.000	American Financial	0.....
0.....		0.....	43-1254631.....	0.....	0.....		TransProtection Service Company.....	MO.....	NIA.....	Vanliner Group, Inc.....	Ownership.....	...100.000	American Financial	0.....
0084.....	American Financial Group, Inc.....	21172.....	86-0114294.....	0.....	0.....		Vanliner Insurance Company.....	MO.....	IA.....	Vanliner Group, Inc.....	Ownership.....	...100.000	American Financial	0.....
0.....		0.....		0.....	0.....		Vanliner Reinsurance Limited.....	BMU.....	IA.....	Vanliner Group, Inc.....	Ownership.....	...100.000	American Financial	0.....
0.....		0.....	20-5546054.....	0.....	0.....		Safety Claims and Litigation Services, LLC.....	MT.....	NIA.....	National Interstate Corporation.....	Ownership.....	...100.000	American Financial	0.....
0.....		0.....	27-2226948.....	0.....	0.....		Pinecrest Place LLC.....	FL.....	NIA.....	Great American Insurance Company.....	Ownership.....	...100.000	American Financial	0.....
0.....		0.....	871850814.....	0.....	0.....		PLLS Canada Insurance Brokers Inc.....	CAN.....	NIA.....	Great American Insurance Company.....	Ownership.....	...49.000	American Financial	0.....
0.....		0.....	31-1293064.....	0.....	0.....		Professional Risk Brokers, Inc.....	IL.....	NIA.....	Great American Insurance Company.....	Ownership.....	...100.000	American Financial	0.....
0.....		0.....	72-1331800.....	0.....	0.....		Strategic Comp Holdings, L.L.C.....	LA.....	NIA.....	Great American Insurance Company.....	Ownership.....	...100.000	American Financial	0.....
0.....		0.....	36-4517754.....	0.....	0.....		Strategic Comp Services, L.L.C.....	LA.....	NIA.....	Strategic Comp Holdings, L.L.C.....	Ownership.....	...100.000	American Financial	0.....
0.....		0.....	32-0050970.....	0.....	0.....		Strategic Comp, L.L.C.....	LA.....	NIA.....	Strategic Comp Holdings, L.L.C.....	Ownership.....	...100.000	American Financial	0.....
0.....		0.....	31-0686194.....	0.....	0.....		One East Fourth, Inc.....	OH.....	NIA.....	American Financial Group, Inc.....	Ownership.....	...100.000	American Financial	0.....
0.....		0.....	31-0883227.....	0.....	0.....		Pioneer Carpet Mills, Inc.....	OH.....	NIA.....	American Financial Group, Inc.....	Ownership.....	...100.000	American Financial	0.....
0.....		0.....	31-1737792.....	0.....	0.....		Superior NWVN of Ohio, Inc.....	OH.....	NIA.....	American Financial Group, Inc.....	Ownership.....	...100.000	American Financial	0.....
0.....		0.....	31-1119320.....	0.....	0.....		TEJ Holdings, Inc.....	OH.....	NIA.....	American Financial Group, Inc.....	Ownership.....	...100.000	American Financial	0.....
0.....		0.....	31-0728327.....	0.....	0.....		Three East Fourth, Inc.....	OH.....	NIA.....	American Financial Group, Inc.....	Ownership.....	...100.000	American Financial	0.....

Asterisk	Explanation
1	Another affiliated company owns 1% or less of the shares.
2	The entity is owned by more than one company within the AFG Group.
3	Great American Insurance Company is the majority member of the Association
4	Beneficial interest and indirect control is established by trust agreements between Great American Insurance Company and each of the underwriters of the Company.

Q12.4

GREAT AMERICAN ASSURANCE COMPANY  
PART 1 - LOSS EXPERIENCE

Lines of Business	Current Year to Date			Prior Year to Date Direct Loss Percentage
	1 Direct Premiums Earned	2 Direct Losses Incurred	3 Direct Loss Percentage	
1. Fire.....	184,183	334,628	181.7	37.5
2. Allied lines.....	271,650	340,353	125.3	307.7
3. Farmowners multiple peril.....	2,035,441	643,822	31.6	98.9
4. Homeowners multiple peril.....	137,141	48,701	35.5	0.0
5. Commercial multiple peril.....	6,552,969	5,867,327	89.5	11.6
6. Mortgage guaranty.....	0	0	0.0	0.0
8. Ocean marine.....	0	0	0.0	0.0
9. Inland marine.....	21,792,517	11,275,155	51.7	55.2
10. Financial guaranty.....	0	0	0.0	0.0
11.1. Medical professional liability - occurrence.....	0	0	0.0	0.0
11.2. Medical professional liability - claims-made.....	0	0	0.0	0.0
12. Earthquake.....	8,873	(8,472)	(95.5)	3,514.5
13. Group accident and health.....	0	0	0.0	0.0
14. Credit accident and health.....	0	0	0.0	0.0
15. Other accident and health.....	0	0	0.0	0.0
16. Workers' compensation.....	1,189,092	565,020	47.5	45.9
17.1 Other liability-occurrence.....	21,727,015	4,093,570	18.8	39.1
17.2 Other liability-claims made.....	409,895	(1,927,565)	(470.3)	(20.6)
17.3 Excess workers' compensation.....	0	0	0.0	0.0
18.1 Products liability-occurrence.....	16,319	86,351	529.2	47.1
18.2 Products liability-claims made.....	0	0	0.0	0.0
19.1, 19.2 Private passenger auto liability.....	75,647	(99,637)	(131.7)	139.4
19.3, 19.4 Commercial auto liability.....	5,999,196	(3,806,427)	(63.4)	51.2
21. Auto physical damage.....	14,565,802	10,375,712	71.2	51.7
22. Aircraft (all perils).....	0	0	0.0	0.0
23. Fidelity.....	41,762	47,185	113.0	(48.2)
24. Surety.....	46	(1,049)	(2,285.8)	31.5
26. Burglary and theft.....	15,657	706	4.5	(188.6)
27. Boiler and machinery.....	164,731	46,470	28.2	12.4
28. Credit.....	28,127,604	12,085,758	43.0	33.7
29. International.....	0	0	0.0	0.0
30. Warranty.....	231,038	14,300	6.2	13.2
31. Reinsurance-nonproportional assumed property.....	XXX	XXX	XXX	XXX
32. Reinsurance-nonproportional assumed liability.....	XXX	XXX	XXX	XXX
33. Reinsurance-nonproportional assumed financial lines.....	XXX	XXX	XXX	XXX
34. Aggregate write-ins for other lines of business.....	1,783,479	989,584	55.5	474.1
35. Totals.....	105,330,057	40,971,492	38.9	46.2
DETAILS OF WRITE-INS				
3401. Collateral protection.....	1,783,479	989,584	55.5	474.1
3402. ....	0	0	0.0	0.0
3403. ....	0	0	0.0	0.0
3498. Sum. of remaining write-ins for Line 34 from overflow page.....	0	0	0.0	XXX
3499. Totals (Lines 3401 thru 3403 plus 3498) (Line 34).....	1,783,479	989,584	55.5	474.1

PART 2 - DIRECT PREMIUMS WRITTEN

Lines of Business	1 Current Quarter	2 Current Year to Date	3 Prior Year Year to Date
1. Fire.....	129,784	129,784	189,159
2. Allied lines.....	216,540	216,540	309,288
3. Farmowners multiple peril.....	3,048,298	3,048,298	2,709,542
4. Homeowners multiple peril.....	137,141	137,141	0
5. Commercial multiple peril.....	6,823,478	6,823,478	6,246,322
6. Mortgage guaranty.....	0	0	0
8. Ocean marine.....	0	0	0
9. Inland marine.....	21,182,871	21,182,871	19,976,485
10. Financial guaranty.....	0	0	0
11.1 Medical professional liability - occurrence.....	0	0	0
11.2 Medical professional liability - claims made.....	0	0	0
12. Earthquake.....	5,432	5,432	7,862
13. Group accident and health.....	0	0	0
14. Credit accident and health.....	0	0	0
15. Other accident and health.....	0	0	0
16. Workers' compensation.....	1,593,801	1,593,801	1,307,949
17.1 Other liability-occurrence.....	24,679,935	24,679,935	21,378,957
17.2 Other liability-claims made.....	236,025	236,025	833,500
17.3 Excess workers' compensation.....	0	0	0
18.1 Products liability-occurrence.....	9,814	9,814	8,028
18.2 Products liability-claims made.....	0	0	0
19.1 19.2 Private passenger auto liability.....	81,102	81,102	48,826
19.3 19.4 Commercial auto liability.....	5,909,039	5,909,039	5,761,668
21. Auto physical damage.....	14,336,614	14,336,614	13,714,273
22. Aircraft (all perils).....	0	0	0
23. Fidelity.....	43,650	43,650	36,178
24. Surety.....	313	313	210
26. Burglary and theft.....	13,707	13,707	13,465
27. Boiler and machinery.....	173,837	173,837	203,006
28. Credit.....	25,780,775	25,780,775	24,523,818
29. International.....	0	0	0
30. Warranty.....	138,327	138,327	1,514,829
31. Reinsurance-nonproportional assumed property.....	XXX	XXX	XXX
32. Reinsurance-nonproportional assumed liability.....	XXX	XXX	XXX
33. Reinsurance-nonproportional assumed financial lines.....	XXX	XXX	XXX
34. Aggregate write-ins for other lines of business.....	(57,145)	(57,145)	(1,362,310)
35. Totals.....	104,483,338	104,483,338	97,421,056
DETAILS OF WRITE-INS			
3401. Collateral protection.....	(57,145)	(57,145)	(1,362,310)
3402. ....	0	0	0
3403. ....	0	0	0
3498. Sum. of remaining write-ins for Line 34 from overflow page.....	0	0	0
3499. Totals (Lines 3401 thru 3403 plus 3498) (Line 34).....	(57,145)	(57,145)	(1,362,310)



SUPPLEMENTAL EXHIBITS AND SCHEDULES INTERROGATORIES

The following supplemental reports are required to be filed as part of your statement filing. However, in the event that your company does not transact the type of business for which the special report must be filed, your response of NO to the specific interrogatory will be accepted in lieu of filing a "NONE" report and a bar code will be printed below. If the supplement is required of your company but is not being filed for whatever reason, enter SEE EXPLANATION and provide an explanation following the interrogatory questions.

	Response
1. Will the Trusteed Surplus Statement be filed with the state of domicile and the NAIC with this statement?	<div>NO</div>
2. Will Supplement A to Schedule T (Medical Professional Liability Supplement) be filed with this statement?	<div>NO</div>
3. Will the Medicare Part D Coverage Supplement be filed with the state of domicile and the NAIC with this statement?	<div>NO</div>
4. Will the Director and Officer Supplement be filed with the state of domicile and the NAIC with this statement?	<div>NO</div>

Explanation:

1.
2.
3.
4.

Bar Code:





NONE

GREAT AMERICAN ASSURANCE COMPANY  
SCHEDULE A - VERIFICATION

Real Estate

	1	2
	Year to Date	Prior Year Ended December 31
1. Book/adjusted carrying value, December 31 of prior year.....	0	0
2. Cost of acquired:		
2.1 Actual cost at time of acquisition.....	0	0
2.2 Additional investment made after acquisition.....	0	0
3. Current year change in encumbrances.....	0	0
4. Total gain (loss) on disposals.....	0	0
5. Deduct amounts received on disposals.....	0	0
6. Total foreign exchange change in book/adjusted carrying value.....	0	0
7. Deduct current year's other than temporary impairment recognized.....	0	0
8. Deduct current year's depreciation.....	0	0
9. Book/adjusted carrying value at end of current period (Lines 1+2+3+4-5+6-7-8).....	0	0
10. Deduct total nonadmitted amounts.....	0	0
11. Statement value at end of current period (Line 9 minus Line 10).....	0	0

SCHEDULE B - VERIFICATION

Mortgage Loans

	1	2
	Year to Date	Prior Year Ended December 31
1. Book value/recorded investment excluding accrued interest, December 31 of prior year.....	0	0
2. Cost of acquired:		
2.1 Actual cost at time of acquisition.....	0	0
2.2 Additional investment made after acquisition.....	0	0
3. Capitalized deferred interest and other.....	0	0
4. Accrual of discount.....	0	0
5. Unrealized valuation increase (decrease).....	0	0
6. Total gain (loss) on disposals.....	0	0
7. Deduct amounts received on disposals.....	0	0
8. Deduct amortization of premium and mortgage interest points and commitment fees.....	0	0
9. Total foreign exchange change in book value/recorded investment excluding accrued interest.....	0	0
10. Deduct current year's other than temporary impairment recognized.....	0	0
11. Book value/recorded investment excluding accrued interest at end of current period (Lines 1+2+3+4+5+6-7-8+9-10).....	0	0
12. Total valuation allowance.....	0	0
13. Subtotal (Line 11 plus Line 12).....	0	0
14. Deduct total nonadmitted amounts.....	0	0
15. Statement value at end of current period (Line 13 minus Line 14).....	0	0

SCHEDULE BA - VERIFICATION

Other Long-Term Invested Assets

	1	2
	Year to Date	Prior Year Ended December 31
1. Book/adjusted carrying value, December 31 of prior year.....	0	0
2. Cost of acquired:		
2.1 Actual cost at time of acquisition.....	0	0
2.2 Additional investment made after acquisition.....	0	0
3. Capitalized deferred interest and other.....	0	0
4. Accrual of discount.....	0	0
5. Unrealized valuation increase (decrease).....	0	0
6. Total gain (loss) on disposals.....	0	0
7. Deduct amounts received on disposals.....	0	0
8. Deduct amortization of premium and depreciation.....	0	0
9. Total foreign exchange change in book/adjusted carrying value.....	0	0
10. Deduct current year's other than temporary impairment recognized.....	0	0
11. Book/adjusted carrying value at end of current period (Lines 1+2+3+4+5+6-7-8+9-10).....	0	0
12. Deduct total nonadmitted amounts.....	0	0
13. Statement value at end of current period (Line 11 minus Line 12).....	0	0

SCHEDULE D - VERIFICATION

Bonds and Stocks

	1	2
	Year to Date	Prior Year Ended December 31
1. Book/adjusted carrying value of bonds and stocks, December 31 of prior year.....	15,330,857	15,726,098
2. Cost of bonds and stocks acquired.....	0	4,111,847
3. Accrual of discount.....	880	9,119
4. Unrealized valuation increase (decrease).....	(3,584)	(6,935)
5. Total gain (loss) on disposals.....	0	66,962
6. Deduct consideration for bonds and stocks disposed of.....	3,205,000	4,494,614
7. Deduct amortization of premium.....	29,427	81,621
8. Total foreign exchange change in book/adjusted carrying value.....	0	0
9. Deduct current year's other than temporary impairment recognized.....	0	0
10. Book/adjusted carrying value at end of current period (Lines 1+2+3+4+5-6-7+8-9).....	12,093,726	15,330,857
11. Deduct total nonadmitted amounts.....	0	0
12. Statement value at end of current period (Line 10 minus Line 11).....	12,093,726	15,330,857

SCHEDULE D - PART 1B

Showing the Acquisitions, Dispositions and Non-Trading Activity  
During the Current Quarter for all Bonds and Preferred Stock by Rating Class

	1	2	3	4	5	6	7	8
	Book/Adjusted Carrying Value Beginning of Current Quarter	Acquisitions During Current Quarter	Dispositions During Current Quarter	Non-Trading Activity During Current Quarter	Book/Adjusted Carrying Value End of First Quarter	Book/Adjusted Carrying Value End of Second Quarter	Book/Adjusted Carrying Value End of Third Quarter	Book/Adjusted Carrying Value December 31 Prior Year
BONDS								
1. Class 1 (a).....	21,136,906	3,311,960	5,910,240	(443,723)	18,094,903	0	0	21,136,906
2. Class 2 (a).....	0	0	0	411,592	411,592	0	0	0
3. Class 3 (a).....	0	0	0	0	0	0	0	0
4. Class 4 (a).....	0	0	0	0	0	0	0	0
5. Class 5 (a).....	0	0	0	0	0	0	0	0
6. Class 6 (a).....	0	0	0	0	0	0	0	0
7. Total Bonds.....	21,136,906	3,311,960	5,910,240	(32,131)	18,506,495	0	0	21,136,906
PREFERRED STOCK								
8. Class 1.....	0	0	0	0	0	0	0	0
9. Class 2.....	0	0	0	0	0	0	0	0
10. Class 3.....	0	0	0	0	0	0	0	0
11. Class 4.....	0	0	0	0	0	0	0	0
12. Class 5.....	0	0	0	0	0	0	0	0
13. Class 6.....	0	0	0	0	0	0	0	0
14. Total Preferred Stock.....	0	0	0	0	0	0	0	0
15. Total Bonds and Preferred Stock.....	21,136,906	3,311,960	5,910,240	(32,131)	18,506,495	0	0	21,136,906

(a) Book/Adjusted Carrying Value column for the end of the current reporting period includes the following amount of non-rated short-term and cash equivalent bonds by NAIC designation:  
NAIC 1 \$.....6,412,769; NAIC 2 \$.....0; NAIC 3 \$.....0; NAIC 4 \$.....0; NAIC 5 \$.....0; NAIC 6 \$.....0.

GREAT AMERICAN ASSURANCE COMPANY  
SCHEDULE DA - PART 1

Short-Term Investments

	1 Book/Adjusted Carrying Value	2 Par Value	3 Actual Cost	4 Interest Collected Year To Date	5 Paid for Accrued Interest Year To Date
9199999.....	.....6,412,769	.....XXX.....	.....6,412,769	.....222	.....0

SCHEDULE DA - VERIFICATION

Short-Term Investments

	1 Year to Date	2 Prior Year Ended December 31
1. Book/adjusted carrying value, December 31 of prior year.....	.....5,806,049	.....2,213,234
2. Cost of short-term investments acquired.....	.....3,311,960	.....4,846,860
3. Accrual of discount.....	.....0	.....0
4. Unrealized valuation increase (decrease).....	.....0	.....0
5. Total gain (loss) on disposals.....	.....0	.....0
6. Deduct consideration received on disposals.....	.....2,705,240	.....1,254,045
7. Deduct amortization of premium.....	.....0	.....0
8. Total foreign exchange change in book/adjusted carrying value.....	.....0	.....0
9. Deduct current year's other than temporary impairment recognized.....	.....0	.....0
10. Book/adjusted carrying value at end of current period (Lines 1+2+3+4+5-6-7+8-9).....	.....6,412,769	.....5,806,049
11. Deduct total nonadmitted amounts.....	.....0	.....0
12. Statement value at end of current period (Line 10 minus Line 11).....	.....6,412,769	.....5,806,049

SCHEDULE DB - PART A - VERIFICATION

Options, Caps, Floors, Collars, Swaps and Forwards

1.	Book/adjusted carrying value, December 31, prior year (Line 9, prior year).....	0
2.	Cost paid/(consideration received) on additions.....	0
3.	Unrealized valuation increase (decrease).....	0
4.	Total gain (loss) on termination recognized.....	0
5.	Considerations received (paid) on terminations.....	0
6.	Amortization.....	0
7.	Adjustment to the book/adjusted carrying value of hedge item.....	0
8.	Total foreign exchange change in book/adjusted carrying value.....	0
9.	Book/adjusted carrying value at end of current period (Lines 1 + 2 + 3 + 4 - 5 + 6 + 7 + 8).....	0
10.	Deduct nonadmitted assets.....	0
11.	Statement value at end of current period (Line 9 minus Line 10).....	0

NONE

SCHEDULE DB - PART B - VERIFICATION

Futures Contracts

1.	Book/adjusted carrying value, December 31, prior year (Line 6, prior year).....	0
2.	Cumulative cash change (Section 1, Broker Name/Net Cash Deposits Footnote - Cumulative Cash Change column).....	0
3.1	Add:	
	Change in variation margin on open contracts - Highly Effective Hedges:	
3.11	Section 1, Column 15, current year to date minus.....	0
3.12	Section 1, Column 15, prior year.....	0
	Change in variation margin on open contracts - All Other:	
3.13	Section 1, Column 18, current year to date minus.....	0
3.14	Section 1, Column 18, prior year.....	0
3.2	Add:	
	Change in adjustment to basis of hedged item:	
3.21	Section 1, Column 17, current year to date minus.....	0
3.22	Section 1, Column 17, prior year.....	0
	Change in amount recognized:	
3.23	Section 1, Column 19, current year to date minus.....	0
3.24	Section 1, Column 19, prior year.....	0
3.3	Subtotal (Line 3.1 minus Line 3.2).....	0
4.1	Cumulative variation margin on terminated contracts during the year.....	0
4.2	Less:	
4.21	Amount used to adjust basis of hedged item.....	0
4.22	Amount recognized.....	0
4.3	Subtotal (Line 4.1 minus Line 4.2).....	0
5.	Dispositions gains (losses) on contracts terminated in prior year:	
5.1	Total gain (loss) recognized for terminations in prior year.....	0
5.2	Total gain (loss) adjusted into the hedged item(s) for the terminations in prior year.....	0
6.	Book/adjusted carrying value at end of current period (Lines 1 + 2 + 3.3 - 4.3 - 5.1 - 5.2).....	0
7.	Deduct nonadmitted assets.....	0
8.	Statement value at end of current period (Line 6 minus Line 7).....	0

SCHEDULE DB - PART C - SECTION 1

Replication (Synthetic Asset) Transactions Open as of Current Statement Date

Replication (Synthetic Asset) Transactions								Components of the Replication (Synthetic Asset) Transactions							
1	2	3	4	5	6	7	8	Derivative Instruments Open			Cash Instrument(s) Held				
		NAIC Designation or Other Description	Notional Amount	Book/Adjusted Carrying Value	Fair Value	Effective Date	Maturity Date	9	10	11	12	13	14	15	16
Number	Description							Description	Book/Adjusted Carrying Value	Fair Value	CUSIP	Description	NAIC Desig. or Other Description	Book/Adjusted Carrying Value	Fair Value

NONE

SCHEDULE DB - PART C - SECTION 2

Reconciliation (Synthetic Asset) Transactions Open

	First Quarter		Second Quarter		Third Quarter		Fourth Quarter		Year-To-Date	
	1 Number of Positions	2 Total Replication (Synthetic Asset) Transactions Statement Value	3 Number of Positions	4 Total Replication (Synthetic Asset) Transactions Statement Value	5 Number of Positions	6 Total Replication (Synthetic Asset) Transactions Statement Value	7 Number of Positions	8 Total Replication (Synthetic Asset) Transactions Statement Value	9 Number of Positions	10 Total Replication (Synthetic Asset) Transactions Statement Value
1. Beginning Inventory.....	.....0	.....0	.....0	.....0	.....0	.....0	.....0	.....0	.....0	.....0
2. Add: Opened or acquired transactions.....	.....0	.....0	.....0	.....0	.....0	.....0	.....0	.....0	.....0	.....0
3. Add: Increases in replication (synthetic asset) transactions statement value.....	XXX.....	.....0	XXX.....	.....0	XXX.....	.....0	XXX.....	.....0	XXX.....	.....0
4. Less: Closed or disposed of transactions.....	.....0	.....0	.....0	.....0	.....0	.....0	.....0	.....0	.....0	.....0
5. Less: Positions disposed of for failing effectiveness criteria.....	.....0	.....0	.....0	.....0	.....0	.....0	.....0	.....0	.....0	.....0
6. Less: Decreases in replication (synthetic asset) transactions statement value.....	XXX.....	.....0	XXX.....	.....0	XXX.....	.....0	XXX.....	.....0	XXX.....	.....0
7. Ending Inventory.....	.....0	.....0	.....0	.....0	.....0	.....0	.....0	.....0	.....0	.....0

NONE

GREAT AMERICAN ASSURANCE COMPANY

SCHEDULE DB - VERIFICATION

Verification of Book/Adjusted Carrying Value, Fair Value and Potential Exposure of all Open Derivative Contracts

		Book/Adjusted Carrying Value Check
1.	Part A, Section 1, Column 14.....	0
2.	Part B, Section 1, Column 15 plus Part B, Section 1 Footnote - Total Ending Cash Balance.....	0
3.	Total (Line 1 plus Line 2).....	0
4.	Part D, Section 1, Column 5.....	0
5.	Part D, Section 1, Column 6.....	0
6.	Total (Line 3 minus Line 4 minus Line 5).....	0
		Fair Value Check
7.	Part A, Section 1, Column 16.....	0
8.	Part B, Section 1, Column 13.....	0
9.	Total (Line 7 plus Line 8).....	0
10.	Part D, Section 1, Column 8.....	0
11.	Part D, Section 1, Column 9.....	0
12.	Total (Line 9 minus Line 10 minus Line 11).....	0
		Potential Exposure Check
13.	Part A, Section 1, Column 21.....	0
14.	Part B, Section 1, Column 20.....	0
15.	Part D, Section 1, Column 11.....	0
16.	Total (Line 13 plus Line 14 minus Line 15).....	0

NONE



SCHEDULE E- VERIFICATION

Cash Equivalents

	1 Year to Date	2 Prior Year Ended December 31
1. Book/adjusted carrying value, December 31 of prior year.....	0	0
2. Cost of cash equivalents acquired.....	0	0
3. Accrual of discount.....	0	0
4. Unrealized valuation increase (decrease).....	0	0
5. Total gain (loss) on disposals.....	0	0
6. Deduct consideration received on disposals.....	0	0
7. Deduct amortization of premium.....	0	0
8. Total foreign exchange change in book/ adjusted carrying value.....	0	0
9. Deduct current year's other than temporary impairment recognized.....	0	0
10. Book/adjusted carrying value at end of current period (Lines 1+2+3+4+5-6-7+8-9).....	0	0
11. Deduct total nonadmitted amounts.....	0	0
12. Statement value at end of current period (Line 10 minus Line 11).....	0	0

NONE

SCHEDULE A - PART 2

Showing all Real Estate ACQUIRED AND ADDITIONS MADE During the Current Quarter

1	Location		4	5	6	7	8	9
	2	3						
Description of Property	City	State	Date Acquired	Name of Vendor	Actual Cost at Time of Acquisition	Amount of Encumbrances	Book/Adjusted Carrying Value Less Encumbrances	Additional Investment Made After Acquisition

NONE

QE01

SCHEDULE A - PART 3

Showing all Real Estate DISPOSED During the Quarter, Including Payments During the Final Year on "Sales Under Contract "

1	Location		4	5	6	7	8	Change in Book/Adjusted Carrying Value Less Encumbrances					14	15	16	17	18	19	20
	2	3						9	10	11	12	13							
Description of Property	City	State	Disposal Date	Name of Purchaser	Actual Cost	Expended for Additions, Permanent Improvements and Changes in Encumbrances	Book/Adjusted Carrying Value Less Encumbrances Prior Year	Current Year's Depreciation	Current Year's Other Than Temporary Impairment Recognized	Current Year's Change in Encumbrances	Total Change in B./A.C.V. (11 - 9 - 10)	Total Foreign Exchange Change in B./A.C.V.	Book/Adjusted Carrying Value Less Encumbrances on Disposal	Amounts Received During Year	Foreign Exchange Gain (Loss) on Disposal	Realized Gain (Loss) on Disposal	Total Gain (Loss) on Disposal	Gross Income Earned Less Interest Incurred on Encumbrances	Taxes, Repairs, and Expenses Incurred

NONE

SCHEDULE B - PART 2

Showing all Mortgage Loans ACQUIRED AND ADDITIONS MADE During the Current Quarter

1	Location		4	5	6	7	8	9
	2	3						
Loan Number	City	State	Loan Type	Date Acquired	Rate of Interest	Actual Cost at Time of Acquisition	Additional Investment Made After Acquisition	Value of Land and Buildings

NONE

QE02

SCHEDULE B - PART 3

Showing all Mortgage Loans DISPOSED, Transferred or Repaid During the Current Quarter

1	Location		4	5	6	7	Change in Book Value/Recorded Investment						14	15	16	17	18
	2	3					8	9	10	11	12	13					
Loan Number	City	State	Loan Type	Date Acquired	Disposal Date	Book Value/Recorded Investment Excluding Accrued Interest Prior Year	Unrealized Valuation Increase (Decrease)	Current Year's (Amortization)/ Accretion	Current Year's Other Than Temporary Impairment Recognized	Capitalized Deferred Interest and Other	Total Change in Book Value (8+9-10+11)	Total Foreign Exchange Change in Book Value	Book Value/Recorded Investment Excluding Accrued Interest on Disposal	Consideration	Foreign Exchange Gain (Loss) on Disposal	Realized Gain (Loss) on Disposal	Total Gain (Loss) on Disposal

NONE

SCHEDULE BA - PART 2

Showing Other Long-Term Invested Assets ACQUIRED AND ADDITIONS MADE During the Current Quarter

1	2	Location		5	6	7	8	9	10	11	12	13
		3	4									
CUSIP Identification	Name or Description	City	State	Name of Vendor or General Partner	NAIC Design- nation	Date Originally Acquired	Type and Strategy	Actual Cost at Time of Acquisition	Additional Investment Made After Acquisition	Amount of Encumbrances	Commitment for Additional Investment	Percentage of Ownership

NONE

QE03

SCHEDULE BA - PART 3

Showing Other Long-Term Invested Assets DISPOSED, Transferred or Repaid During the Current Quarter

1	2	Location		5	6	7	8	Changes in Book/Adjusted Carrying Value						15	16	17	18	19	20
		3	4					9	10	11	12	13	14						
CUSIP Identification	Name or Description	City	State	Name of Purchaser or Nature of Disposal	Date Originally Acquired	Disposal Date	Book/Adjusted Carrying Value Less Encumbrances, Prior Year	Unrealized Valuation Increase (Decrease)	Current Year's (Depreciation) or (Amortization)/ Accretion	Current Year's Other Than Temporary Impairment Recognized	Capitalized Deferred Interest and Other	Total Change in B./A.C.V (9+10-11+12)	Total Foreign Exchange Change in B./A.C.V.	Book/Adjusted Carrying Value Less Encumbrances on Disposal	Consideration	Foreign Exchange Gain (Loss) on Disposal	Realized Gain (Loss) on Disposal	Total Gain (Loss) on Disposal	Investment Income

NONE

SCHEDULE D - PART 3

Show all Long-Term Bonds and Stock Acquired During the Current Quarter

1	2	3	4	5	6	7	8	9	10
CUSIP Identification	Description	Foreign	Date Acquired	Name of Vendor	Number of Shares of Stock	Actual Cost	Par Value	Paid for Accrued Interest and Dividends	NAIC Designation or Market Indicator (a)
Bonds - U.S. Government									
912828 MH 0	U.S. TREASURY N/B UNKNOWN 2.25 1/31/2015.....	.....	....12/31/2012	GOLDMAN SACHS.....	.....	.....0	.....0	.....(133)	1.....
05999999.	Total - Bonds - U.S. Government.....					.....0	.....0	.....(133)	.....XXX.....
83999997.	Total - Bonds - Part 3.....					.....0	.....0	.....(133)	.....XXX.....
83999999.	Total - Bonds.....					.....0	.....0	.....(133)	.....XXX.....
99999999.	Total - Bonds, Preferred and Common Stocks.....					.....0	.....XXX.....	.....(133)	.....XXX.....

(a) For all common stock bearing the NAIC market indicator "U" provide: the number of such issues:.....0.

SCHEDULE D - PART 4

Show All Long-Term Bonds and Stock Sold, Redeemed or Otherwise Disposed of During the Current Quarter

1	2			3	4	5	6	7	8	9	10	Change in Book/Adjusted Carrying Value					16	17	18	19	20	21	22
												11	12	13	14	15							
CUSIP Identification	Description			F o r e i g n	Disposal Date	Name of Purchaser	Number of Shares of Stock	Consideration	Par Value	Actual Cost	Prior Year Book/ Adjusted Carrying Value	Unrealized Valuation Increase/ (Decrease)	Current Year's (Amortization)/ Accretion	Current Year's Other Than Temporary Impairment Recognized	Total Change in B./A.C.V. (11+12-13)	Total Foreign Exchange Change in B./A.C.V.	Book/ Adjusted Carrying Value At Disposal Date	Foreign Exchange Gain (Loss) on Disposal	Realized Gain (Loss) on Disposal	Total Gain (Loss) on Disposal	Bond Interest/ Stock Dividends Received During Year	Stated Contractual Maturity Date	NAIC Design- ation or Market Indicator (a)
Bonds - U.S. Government																							
912828	AU	4	U.S. TREASURY NOTES 3.875 02/15/13.....	.....	02/15/2013	Maturity 100.0.....	.....	.....2,000,000	.....2,000,000	.....1,957,813	.....1,998,935	.....0	.....1,065	.....0	.....1,065	.....0	.....2,000,000	.....0	.....0	.....0	.....38,750	02/15/2013	1.....
912828	HT	0	U.S. TREASURY NOTES 2.75 02/28/13.....	.....	02/28/2013	Maturity 100.0.....	.....	.....1,200,000	.....1,200,000	.....1,252,445	.....1,202,155	.....0	.....(2,155)	.....0	.....(2,155)	.....0	.....1,200,000	.....0	.....0	.....0	.....16,500	02/28/2013	1.....
0599999.	Total - Bonds - U.S. Government.....							.....3,200,000	.....3,200,000	.....3,210,258	.....3,201,090	.....0	.....(1,090)	.....0	.....(1,090)	.....0	.....3,200,000	.....0	.....0	.....0	.....55,250	.....XXX...	..XXX....
Bonds - U.S. Special Revenue and Special Assessment																							
686087	KU	0	OR ST HSG & CMNTY 4.125 07/01/20.....	.....	01/01/2013	Partial Call 100.0.....	.....	.....5,000	.....5,000	.....5,048	.....5,038	.....0	.....(38)	.....0	.....(38)	.....0	.....5,000	.....0	.....0	.....0	.....103	07/01/2020	1FE.....
3199999.	Total - Bonds - U.S. Special Revenue & Assessment.....							.....5,000	.....5,000	.....5,048	.....5,038	.....0	.....(38)	.....0	.....(38)	.....0	.....5,000	.....0	.....0	.....0	.....103	.....XXX...	..XXX....
8399997.	Total - Bonds - Part 4.....							.....3,205,000	.....3,205,000	.....3,215,306	.....3,206,128	.....0	.....(1,128)	.....0	.....(1,128)	.....0	.....3,205,000	.....0	.....0	.....0	.....55,353	.....XXX...	..XXX....
8399999.	Total - Bonds.....							.....3,205,000	.....3,205,000	.....3,215,306	.....3,206,128	.....0	.....(1,128)	.....0	.....(1,128)	.....0	.....3,205,000	.....0	.....0	.....0	.....55,353	.....XXX...	..XXX....
9999999.	Total - Bonds, Preferred and Common Stocks.....							.....3,205,000	.....XXX.....	.....3,215,306	.....3,206,128	.....0	.....(1,128)	.....0	.....(1,128)	.....0	.....3,205,000	.....0	.....0	.....0	.....55,353	.....XXX...	..XXX....

(a) For all common stock bearing the NAIC market indicator "U" provide: the number of such issues:.....0.

SCHEDULE DB - PART A - SECTION 1

Showing all Options, Caps, Floors, Collars, Swaps and Forwards Open as of Current Statement Date

1	2	3	4	5	6	7	8	9	10	11	12	13	14	15	16	17	18	19	20	21	22	23
	Description of Item(s) Hedged, Used for Income Generation or Replicated	Schedule /Exhibit Identifier	Type(s) of Risk (a)	Exchange, Counterparty or Central Clearinghouse	Trade Date	Date of Maturity or Expiration	Number of Contracts	Notional Amount	Strike Price, Rate of Indexed Received (Paid)	Cumulative Prior Year(s) Initial Cost of Premium (Received) Paid	Current Year Initial Cost of Premium (Received) Paid	Current Year Income	Book/ Adjusted Carrying Value	Code	Fair Value	Unrealized Valuation Increase (Decrease)	Total Foreign Exchange Change in B./A.C.V.	Current Year's (Amortization) Accretion	Adjustment to Carrying Value of Hedged Items	Potential Exposure	Credit Quality of Reference Entity	Hedge Effectiveness at Inception and at Quarter-end (b)
Description																						

NONE

SCHEDULE DB - PART B - SECTION 1

Futures Contracts Open as of the Current Statement Date

1	2	3	4	5	6	7	8	9	10	11	12	13	14	Highly Effective Hedges			All Other	19	20	21	22
														15	16	17	18				
Ticker Symbol	Number of Contracts	Notional Amount	Description	Description of Item(s) Hedged, Used for Income General or Replicated	Schedule/ Exhibit Identifier	Type(s) of Risk (a)	Date of Maturity or Expiration	Exchange	Trade Date	Transaction Price	Reporting Date Price	Fair Value	Book/ Adjusted Carrying Value	Cumulative Variation Margin	Deferred Variation Margin	Change in Variation Margin Gain (Loss) Used to Adjust Basis of Hedged Item	Cumulative Variation Margin	Change in Variation Margin Gain (Loss) Recognized in Current Year	Potential Exposure	Hedge Effectiveness at Inception and at Quarter-end (b)	Value of One (1) Point

NONE

QE07

Broker Name	Beginning Cash Balance	Cumulative Cash Balance	Ending Cash Balance
Brokers			
	.....0	.....0	.....0
Total Net Cash Deposits.....	.....0	.....0	.....0

NONE



SCHEDULE DB - PART D - SECTION 1

Counterparty Exposure for Derivative Instruments Open as of Current Statement Date

1	2	3	4	Book Adjusted Carrying Value			Fair Value			11	12
				5	6	7	8	9	10		
Description of Exchange, Counterparty or Central Clearinghouse	Master Agreement (Y or N)	Credit Support Annex (Y or N)	Fair Value of Acceptable Collateral	Contracts With Book Adjusted Carrying Value > 0	Contracts With Book Adjusted Carrying Value < 0	Exposure Net of Collateral	Contracts With Fair Value > 0	Contracts With Fair Value < 0	Exposure Net of Collateral	Potential Exposure	Off-Balance Sheet Exposure

QE08

NONE

SCHEDULE DB - PART D - SECTION 2

Collateral for Derivative Instruments Open as of Current Statement Date

1	2	3	4	5	6	7	8	9
Exchange, Counterparty or Central Clearinghouse	Type of Asset Pledged	CUSIP Identification	Description	Fair Value	Par Value	Book Adjusted Carrying Value	Maturity Date	Type of Margin (I, V or IV)

NONE

GREAT AMERICAN ASSURANCE COMPANY

SCHEDULE DL - PART 1

SECURITIES LENDING COLLATERAL ASSETS

Reinvested Collateral Assets Owned Current Statement Date

1	2	3	4	5	6	7
CUSIP Identification	Description	Code	NAIC Designation /Market Indicator	Fair Value	Book/Adjusted Carrying Value	Maturity Dates

General Interrogatories:

1. The activity for the year to date: Fair Value \$.....0 Book/Adjusted Carrying Value \$.....0
2. Average balance for the year to date: Fair Value \$.....0 Book/Adjusted Carrying Value \$.....0
3. Reinvested securities lending collateral assets book/adjusted carrying value included in this schedule by NAIC designation:  
NAIC 1: \$.....0 NAIC 2: \$.....0 NAIC 3: \$.....0 NAIC 4: \$.....0 NAIC 5: \$.....0 NAIC 6: \$.....0

NONE

GREAT AMERICAN ASSURANCE COMPANY

SCHEDULE DL - PART 2

SECURITIES LENDING COLLATERAL ASSETS

Reinvested Collateral Assets Owned Current Statement Date

1	2	3	4	5	6	7
CUSIP Identification	Description	Code	NAIC Designation /Market Indicator	Fair Value	Book/Adjusted Carrying Value	Maturity Dates

General Interrogatory:

1. Total activity for the year to date: Fair Value \$.....0 Book/Adjusted Carrying Value \$.....0
2. Average balance for the year to date: Fair Value \$.....0 Book/Adjusted Carrying Value \$.....0

NONE

GREAT AMERICAN ASSURANCE COMPANY  
SCHEDULE E - PART 1 - CASH

Month End Depository Balances

1	2	3	4	5	Book Balance at End of Each Month During Current Quarter			9
					6	7	8	
Depository	Code	Rate of Interest	Amount of Interest Received During Current Quarter	Amount of Interest Accrued at Current Statement Date	First Month	Second Month	Third Month	*
Open Depositories								
The Bank of New York Mellon.....	New York, New York.....	.....0.010	.....0	.....0	.....20,899	.....5,001	.....4,999	XXX..
PNC Bank.....	Pittsburgh, Pennsylvania.....	.....0.000	.....0	.....0	.....47,122	.....47,014	.....45,830	XXX..
0199999. Total Open Depositories.....	...XXX.....	...XXX.....	.....0	.....0	.....68,021	.....52,015	.....50,829	XXX..
0399999. Total Cash on Deposit.....	...XXX.....	...XXX.....	.....0	.....0	.....68,021	.....52,015	.....50,829	XXX..
0599999. Total Cash.....	...XXX.....	...XXX.....	.....0	.....0	.....68,021	.....52,015	.....50,829	XXX..

SCHEDULE E - PART 2 - CASH EQUIVALENTS

Show Investments Owned End of Current Quarter

1	2	3	4	5	6	7	8
Description	Code	Date Acquired	Rate of Interest	Maturity Date	Book/Adjusted Carrying Value	Amount of Interest Due & Accrued	Amount Received During Year

NONE