

Amended Statement Cover

August 6, 2013

NAIC – Financial Regulatory Services
110 Walnut Street, Suite 1500
Kansas City, MO 64106-2197

RE: 2013 Quarter 1 Statement Filing, NAIC Cocode: 20230, Group Code: 36

Central Mutual Insurance Company received a data validation notification on August 5, 2013 from NAIC Insurance Reporting Analyst Cheryl Manning. Corrections were made to Schedule DB – Part A – Verification, Column 1, Lines 1 and 3 and Schedule DB – Part A – Section 1, Columns 12, 14 and 16. The amended filing has been loaded to the NAIC website and all necessary documentation has been file with our state of domicile.

Sincerely,

Thad R. Eikenbary - AIAF
Vice President - Treasurer



QUARTERLY STATEMENT
AS OF March 31, 2013
OF THE CONDITION AND AFFAIRS OF THE
CENTRAL MUTUAL INSURANCE COMPANY

NAIC Group Code	0036 (Current Period)	0036 (Prior Period)	NAIC Company Code	20230	Employer's ID Number	34-4202560
Organized under the Laws of	Ohio		State of Domicile or Port of Entry	Ohio		
Country of Domicile	United States of America					
Incorporated/Organized	04/17/1876		Commenced Business	10/02/1876		
Statutory Home Office	800 SOUTH WASHINGTON STREET (Street and Number)		VAN WERT, OH, US 45891-2357 (City or Town, State, Country and Zip Code)			
Main Administrative Office	800 SOUTH WASHINGTON STREET (Street and Number)					
	VAN WERT, OH, US 45891-2357 (City or Town, State, Country and Zip Code)		(419)238-1010 (Area Code) (Telephone Number)			
Mail Address	P.O. BOX 351 (Street and Number or P.O. Box)		VAN WERT, OH, US 45891-0351 (City or Town, State, Country and Zip Code)			
Primary Location of Books and Records	800 SOUTH WASHINGTON STREET (Street and Number)					
	VAN WERT, OH, US 45891-2357 (City or Town, State, Country and Zip Code)		(419)238-1010 (Area Code) (Telephone Number)			
Internet Web Site Address	WWW.CENTRAL-INSURANCE.COM					
Statutory Statement Contact	THAD RYAN EIKENBARY (Name)		(419)238-5551-2437 (Area Code)(Telephone Number)(Extension)			
	TEIKENBARY@CENTRAL-INSURANCE.COM (E-Mail Address)		(419)238-7626 (Fax Number)			

OFFICERS

Name	Title
FRANCIS WALWORTH PURMORT III	PRESIDENT
EDWARD RAY BUHL	SECRETARY
THAD RYAN EIKENBARY	TREASURER

OTHERS


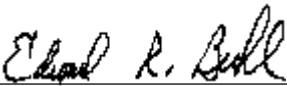
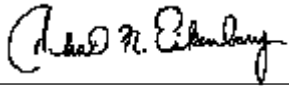
JAMES FREDERICK GLASSER, VICE PRESIDENT CYNTHIA MARIE HURLESS, VICE PRESIDENT TIMOTHY LEE RAUCH, VICE PRESIDENT JOHN EWING WHITE, VICE PRESIDENT	MICHAEL PATRICK GUTH, SR. VICE PRESIDENT PATRICK JOHN JACKSON, VICE PRESIDENT JANA LOU RINGWALD, VICE PRESIDENT PAUL CHARLES WOIROL, SR. VICE PRESIDENT	JEFFREY LEE HANSON, CHIEF FINANCIAL OFFICER STEPHEN KEITH MOORE, VICE PRESIDENT JANET LYNN WHITE, VICE PRESIDENT
---	--	--

DIRECTORS OR TRUSTEES

EDWARD RAY BUHL RONALD JOSEPH KUTELLA DREW PENNINGTON MACONACHY	JEFFREY LEE HANSON RODGER SANFORD LAWSON FRANCIS WALWORTH PURMORT III	THOMAS B KEARNEY EDWARD JOSEPH NOONAN CHARLES ALLAN RUNSER
---	---	--

State of Ohio
County of Van Wert ss

The officers of this reporting entity, being duly sworn, each depose and say that they are the described officers of the said reporting entity, and that on the reporting period stated above, all of the herein described assets were the absolute property of the said reporting entity, free and clear from any liens or claims thereon, except as herein stated, and that this statement, together with related exhibits, schedules and explanations therein contained, annexed or referred to, is a full and true statement of all the assets and liabilities and of the condition and affairs of the said reporting entity as of the reporting period stated above, and of its income and deductions therefrom for the period ended, and have been completed in accordance with the NAIC Annual Statement Instructions and Accounting Practices and Procedures manual except to the extent that: (1) state law may differ; or, (2) that state rules or regulations require differences in reporting not related to accounting practices and procedures, according to the best of their information, knowledge and belief, respectively. Furthermore, the scope of this attestation by the described officers also includes the related corresponding electronic filing with the NAIC, when required, that is an exact copy (except for formatting differences due to electronic filing) of the enclosed statement. The electronic filing may be requested by various regulators in lieu of or in addition to the enclosed statement.

 (Signature) FRANCIS WALWORTH PURMORT, III (Printed Name) 1. PRESIDENT (Title)	 (Signature) EDWARD RAY BUHL (Printed Name) 2. SECRETARY (Title)	 (Signature) THAD RYAN EIKENBARY (Printed Name) 3. TREASURER (Title)
---	---	---

Subscribed and sworn to before me this 6th day of August, 2013	a. Is this an original filing? b. If no, 1. State the amendment number 2. Date filed 3. Number of pages attached	Yes[] No[X] 1 08/06/2013 4
---	--	--------------------------------------

(Notary Public Signature)

SCHEDULE DB - PART A - VERIFICATION

Options, Caps, Floors, Collars, Swaps and Forwards

1.	Book Adjusted Carrying Value, December 31, prior year (Line 9, prior year)	(147,886)
2.	Cost Paid/(Consideration Received) on additions	(508,189)
3.	Unrealized Valuation increase/(decrease)	(268,767)
4.	Total gain (loss) on termination recognized	(193,977)
5.	Considerations received/(paid) on terminations	(592,508)
6.	Amortization	
7.	Adjustment to the Book/Adjusted Carrying Value of hedged item	
8.	Total foreign exchange change in Book/Adjusted Carrying Value	
9.	Book/Adjusted Carrying Value at End of Current Period (Lines 1 + 2 + 3 + 4 - 5 + 6 + 7 + 8)	(526,311)
10.	Deduct nonadmitted assets	
11.	Statement value at end of current period (Line 9 minus Line 10)	(526,311)

SCHEDULE DB - PART B - VERIFICATION

Futures Contracts

1.	Book/Adjusted Carrying Value, December 31 of prior year (Line 6, prior year)				
2.	Cumulative cash change (Section 1, Broker Name/Net Cash Deposits Footnote - Cumulative Cash Change column)				
3.1	Add:				
	Change in variation margin on open contracts - Highly Effective Hedges				
3.11	Section 1, Column 15, current year to date minus				
3.12	Section 1, Column 15, prior year				
	Change in variation margin on open contracts - All Other				
3.13	Section 1, Column 18, current year to date minus				
3.14	Section 1, Column 18, prior year				
3.2	Add:				
	Change in adjustment to basis of hedged item				
3.21	Section 1, Column 17, current year to date minus				
3.22	Section 1, Column 17, prior year				
	Change in amount recognized				
3.23	Section 1, Column 19, current year to date minus				
3.24	Section 1, Column 19, prior year				
3.3	Subtotal (Line 3.1 minus Line 3.2)				
4.1	Cumulative variation Margin on terminated contracts during the year				
4.2	Less:				
4.21	Amount used to adjust basis of hedged item				
4.22	Amount recognized				
4.3	Subtotal (Line 4.1 minus Line 4.2)				
5.	Dispositions gains (losses) on contracts terminated in prior year:				
5.1	Total gain (loss) recognized for terminations in prior year				
5.2	Total gain (loss) adjusted into the hedged item(s) for terminations in prior year				
6.	Book/Adjusted Carrying Value at end of current period (Lines 1 + 2 + 3.3 - 4.3 - 5.1 - 5.2)				
7.	Deduct total nonadmitted amounts				
8.	Statement value at end of current period (Line 6 minus Line 7)				

NONE

SCHEDULE DB - VERIFICATION

Verification of Book/Adjusted Carrying Value, Fair Value and Potential Exposure of all Open Derivative Contracts

		Book/Adjusted Carrying Value Check	
1.	Part A, Section 1, Column 14 (526,311)	
2.	Part B, Section 1, Column 15 plus Part B, Section 1 Footnote - Total Ending Cash Balance	
3.	Total (Line 1 plus Line 2) (526,311)
4.	Part D, Section 1, Column 5	
5.	Part D, Section 1, Column 6	
6.	Total (Line 3 minus Line 4 minus Line 5) (526,311)

		Fair Value Check	
7.	Part A, Section 1, Column 16 (526,311)	
8.	Part B, Section 1, Column 13	
9.	Total (Line 7 plus Line 8) (526,311)
10.	Part D, Section 1, Column 8	
11.	Part D, Section 1, Column 9	
12.	Total (Line 9 minus Line 10 minus Line 11) (526,311)

		Potential Exposure Check	
13.	Part A, Section 1, Column 21	
14.	Part B, Section 1, Column 20	
15.	Part D, Section 1, Column 11	
16.	Total (Line 13 plus Line 14 minus Line 15)

SCHEDULE DB - PART A - SECTION 1

Showing all Options, Caps, Floors, Collars, Swaps and Forwards Open as of Current Statement Date

1	2	3	4	5	6	7	8	9	10	11	12	13	14	15	16	17	18	19	20	21	22	23
	Description of Item(s) Hedged, Used for Income Generation or Replicated	Schedule/ Exhibit Identifier	Type(s) of Risk(s) (a)	Exchange, Counterparty or Central Clearinghouse	Trade Date	Date of Maturity or Expiration	Number of Contracts	Notional Amount	Strike Price, Rate or Indexed Received (Paid)	Cumulative Prior Year(s) Initial Cost of Premium (Received) Paid	Current Year Initial Cost of Premium (Received) Paid	Current Year Income	Book/ Adjusted Carrying Value	Code	Fair Value	Unrealized Valuation Increase/ (Decrease)	Total Foreign Exchange Change in B./A.C.V.	Current Year's (Amortization) Accretion	Adjustment to Carrying Value of Hedged Item	Potential Exposure	Credit Quality of Reference Entity	Hedge Effectiveness at Inception and at Quarter end (b)
Q06	Written Options - Income Generation - Other																					
	Boeing Co-Covered Calls	97023105 Boeing Co	D 2-2	Equity	AMEX	11/12/2012	05/18/2013	25	2,500	80	(6,420)		(15,625)		(15,625)	(9,206)					0	0
	Boeing Co-Covered Calls	97023105 Boeing Co	D 2-2	Equity	PCX	02/27/2013	04/20/2013	21	2,100	80	(2,593)		(12,600)		(12,600)	(10,007)					0	0
	Boeing Co-Covered Calls	97023105 Boeing Co	D 2-2	Equity	CPCX	02/27/2013	04/20/2013	26	2,600	80	(3,232)		(15,600)		(15,600)	(12,368)					0	0
	Boeing Co-Covered Calls	97023105 Boeing Co	D 2-2	Equity	CBOE	03/20/2013	08/17/2013	47	4,700	87.5	(14,611)		(14,100)		(14,100)	511					0	0
	CSX Corp-Covered Calls	126408103 CSX Corp	D 2-2	Equity	CBOE	01/04/2013	05/18/2013	100	10,000	22.5	(3,653)		(23,500)		(23,500)	(19,847)					0	0
	CSX Corp-Covered Calls	126408103 CSX Corp	D 2-2	Equity	AMEX	01/04/2013	05/18/2013	81	8,100	22.5	(2,963)		(19,035)		(19,035)	(16,072)					0	0
	CSX Corp-Covered Calls	126408103 CSX Corp	D 2-2	Equity	CBOE	01/28/2013	08/17/2013	100	10,000	25	(2,677)		(10,700)		(10,700)	(8,023)					0	0
	CSX Corp-Covered Calls	126408103 CSX Corp	D 2-2	Equity	PHLX	01/28/2013	08/17/2013	80	8,000	25	(2,146)		(8,560)		(8,560)	(6,414)					0	0
	Cardinal Health-Covered Calls	14149Y108 Cardinal Health	D 2-2	Equity	CBOE	12/18/2012	06/22/2013	60	6,000	45	(5,215)		(2,580)		(2,580)	2,635					0	0
	Cardinal Health-Covered Calls	14149Y108 Cardinal Health	D 2-2	Equity	CBOE	03/20/2013	06/22/2013	64	6,400	44	(5,243)		(4,480)		(4,480)	763					0	0
	Cardinal Health-Covered Calls	14149Y108 Cardinal Health	D 2-2	Equity	CBOE	03/20/2013	06/22/2013	60	6,000	45	(3,115)		(2,580)		(2,580)	535					0	0
	Caterpillar Inc-Covered Calls	149123101 Caterpillar Inc	D 2-2	Equity	CBOE	03/20/2013	05/18/2013	44	4,400	92.5	(3,781)		(2,728)		(2,728)	1,053					0	0
	Caterpillar Inc-Covered Calls	149123101 Caterpillar Inc	D 2-2	Equity	CBOE	03/20/2013	06/22/2013	44	4,400	95	(3,823)		(3,036)		(3,036)	787					0	0
	CenturyLink-Covered Calls	156700106 CenturyLink	D 2-2	Equity	CBOE	02/27/2013	07/20/2013	3	300	36	(175)		(201)		(201)	(26)					0	0
	CenturyLink-Covered Calls	156700106 CenturyLink	D 2-2	Equity	CBOE	02/27/2013	07/20/2013	140	14,000	36	(8,857)		(9,380)		(9,380)	(523)					0	0
	CenturyLink-Covered Calls	156700106 CenturyLink	D 2-2	Equity	PHLX	02/27/2013	07/20/2013	100	10,000	36	(6,321)		(6,700)		(6,700)	(379)					0	0
	Coca-Cola-Covered Calls	191216100 Coca-Cola	D 2-2	Equity	PCX	02/14/2013	08/17/2013	50	5,000	40	(1,289)		(7,450)		(7,450)	(6,161)					0	0
	Coca-Cola-Covered Calls	191216100 Coca-Cola	D 2-2	Equity	CBOE	02/14/2013	08/17/2013	66	6,600	40	(1,630)		(9,834)		(9,834)	(8,204)					0	0
	Coca-Cola-Covered Calls	191216100 Coca-Cola	D 2-2	Equity	PHLX	03/22/2013	11/16/2013	50	5,000	42	(4,599)		(5,100)		(5,100)	(501)					0	0
	Coca-Cola-Covered Calls	191216100 Coca-Cola	D 2-2	Equity	CBOE	03/22/2013	11/16/2013	66	6,600	42	(6,065)		(6,732)		(6,732)	(667)					0	0
	Deere & Co-Covered Calls	244199105 Deere & Co	D 2-2	Equity	CBOE	03/20/2013	06/22/2013	94	9,400	95	(7,608)		(4,230)		(4,230)	3,378					0	0
	FirstEnergy Corp-Covered Calls	337932107 FirstEnergy Corp	D 2-2	Equity	CBOE	02/27/2013	07/20/2013	210	21,000	42	(9,123)		(22,050)		(22,050)	(12,927)					0	0
	Honeywell Intl-Covered Calls	438516106 Honeywell Intl	D 2-2	Equity	CBOE	01/04/2013	06/22/2013	27	2,700	70	(3,859)		(16,133)		(16,133)	(12,274)					0	0
	Honeywell Intl-Covered Calls	438516106 Honeywell Intl	D 2-2	Equity	CBOE	02/14/2013	09/21/2013	45	4,500	72.5	(10,479)		(22,838)		(22,838)	(12,358)					0	0
	Honeywell Intl-Covered Calls	438516106 Honeywell Intl	D 2-2	Equity	CBOE	03/20/2013	09/21/2013	75	7,500	75	(23,732)		(26,625)		(26,625)	(2,893)					0	0
	J P Morgan Chase-Covered Calls	46625H100 J P Morgan Chase	D 2-2	Equity	AMEX	03/22/2013	12/21/2013	78	7,800	52.5	(14,508)		(10,920)		(10,920)	3,588					0	0
	J P Morgan Chase-Covered Calls	46625H100 J P Morgan Chase	D 2-2	Equity	PHLX	03/22/2013	12/21/2013	80	8,000	52.5	(14,874)		(11,200)		(11,200)	3,674					0	0
	Merck & Co-Covered Calls	58933Y105 Merck & Co	D 2-2	Equity	AMEX	01/04/2013	04/20/2013	30	3,000	45	(1,123)		(750)		(750)	373					0	0
	Merck & Co-Covered Calls	58933Y105 Merck & Co	D 2-2	Equity	PCX	01/04/2013	04/20/2013	40	4,000	45	(1,491)		(1,000)		(1,000)	491					0	0
	Merck & Co-Covered Calls	58933Y105 Merck & Co	D 2-2	Equity	CBOE	01/28/2013	07/20/2013	30	3,000	47	(1,068)		(1,185)		(1,185)	(117)					0	0
	Merck & Co-Covered Calls	58933Y105 Merck & Co	D 2-2	Equity	CBOE	03/20/2013	06/22/2013	28	2,800	47	(769)		(784)		(784)	(15)					0	0
	Merck & Co-Covered Calls	58933Y105 Merck & Co	D 2-2	Equity	CBOE	03/20/2013	07/20/2013	70	7,000	47	(2,729)		(2,765)		(2,765)	(36)					0	0
	NIKE Inc-Covered Calls	654106103 NIKE Inc	D 2-2	Equity	CBOE	01/04/2013	07/20/2013	40	4,000	55	(8,876)		(20,000)		(20,000)	(11,124)					0	0
	NIKE Inc-Covered Calls	654106103 NIKE Inc	D 2-2	Equity	CBOE	01/28/2013	07/20/2013	20	2,000	57.5	(3,200)		(6,640)		(6,640)	(3,440)					0	0
	NIKE Inc-Covered Calls	654106103 NIKE Inc	D 2-2	Equity	CBOE	03/22/2013	10/19/2013	75	7,500	62.5	(16,269)		(15,150)		(15,150)	1,119					0	0
	NIKE Inc-Covered Calls	654106103 NIKE Inc	D 2-2	Equity	CBOE	03/22/2013	10/19/2013	75	7,500	62.5	(16,500)		(15,150)		(15,150)	1,350					0	0
	Norfolk Southern-Covered Calls	655844108 Norfolk Southern	D 2-2	Equity	CBOE	01/04/2013	06/22/2013	40	4,000	70	(5,235)		(30,600)		(30,600)	(25,365)					0	0
	Norfolk Southern-Covered Calls	655844108 Norfolk Southern	D 2-2	Equity	PHLX	01/28/2013	06/22/2013	6	600	72.5	(849)		(3,360)		(3,360)	(2,511)					0	0
	Norfolk Southern-Covered Calls	655844108 Norfolk Southern	D 2-2	Equity	PHLX	01/28/2013	06/22/2013	25	2,500	72.5	(3,657)		(14,000)		(14,000)	(10,343)					0	0
	Norfolk Southern-Covered Calls	655844108 Norfolk Southern	D 2-2	Equity	CBOE	02/14/2013	09/21/2013	55	5,500	75	(14,377)		(27,005)		(27,005)	(12,628)					0	0
	Proctor & Gamble-Covered Calls	742718109 Proctor & Gamble	D 2-2	Equity	CBOE	01/04/2013	07/20/2013	67	6,700	72.5	(5,958)		(33,165)		(33,165)	(27,207)					0	0
	Proctor & Gamble-Covered Calls	742718109 Proctor & Gamble	D 2-2	Equity	CBOE	01/28/2013	07/20/2013	67	6,700	75	(9,240)		(20,770)		(20,770)	(11,530)					0	0
	UPS-Covered Calls	911312106 UPS	D 2-2	Equity	AMEX	01/04/2013	04/20/2013	25	2,500	80	(2,596)		(13,875)		(13,875)	(11,279)					0	0
	UPS-Covered Calls	911312106 UPS	D 2-2	Equity	PHIX	03/20/2013	10/19/2013	38	3,800	87.5	(6,916)		(9,006)		(9,006)	(2,090)					0	0
	UPS-Covered Calls	911312106 UPS	D 2-2	Equity	PHIX	03/20/2013	10/19/2013	12	1,200	87.5	(2,196)		(2,844)		(2,844)	(648)					0	0
	UPS-Covered Calls	911312106 UPS	D 2-2	Equity	CBOE	03/20/2013	10/19/2013	58	5,800	87.5	(13,746)		(13,746)		(13,746)	(3,138)					0	0
069999 Subtotal - Written Options - Income Generation - Other											(286,246)		(526,311)	X X X	(526,311)	(240,065)					X X X	X X X
070999 Subtotal - Written Options - Income Generation											(286,246)		(526,311)	X X X	(526,311)	(240,065)					X X X	X X X
083999 Total - Written Options - Other											(286,246)		(526,311)	X X X	(526,311)	(240,065)					X X X	X X X
084999 Total - Written Options											(286,246)		(526,311)	X X X	(526,311)	(240,065)					X X X	X X X

SCHEDULE DB - PART A - SECTION 1

Showing all Options, Caps, Floors, Collars, Swaps and Forwards Open as of Current Statement Date

1	2	3	4	5	6	7	8	9	10	11	12	13	14	15	16	17	18	19	20	21	22	23
Description	Description of Item(s) Hedged, Used for Income Generation or Replicated	Schedule/ Exhibit Identifier	Type(s) of Risk(s) (a)	Exchange, Counterparty or Central Clearinghouse	Trade Date	Date of Maturity or Expiration	Number of Contracts	Notional Amount	Strike Price, Rate or Indexed Received (Paid)	Cumulative Prior Year(s) Initial Cost of Premium (Received) Paid	Current Year Initial Cost of Premium (Received) Paid	Current Year Income	Book/ Adjusted Carrying Value	Code	Fair Value	Unrealized Valuation Increase/ (Decrease)	Total Foreign Exchange Change in B./A.C.V.	Current Year's (Amortization) Accretion	Adjustment to Carrying Value of Hedged Item	Potential Exposure	Credit Quality of Reference Entity	Hedge Effectiveness at Inception and at Quarter end (b)
1429999 Subtotal - Income Generation (286,246) (526,311)	X X X	... (526,311)	.. (240,065) X X X X X X ...
1449999 Totals (286,246) (526,311)	X X X	... (526,311)	.. (240,065) X X X X X X ...

(a)

1	2
Code	Description of Hedged Risk(s)
.....

(b)

1	2
Code	Financial or Economic Impact of the Hedge at the End of the Reporting Period
.. 0000