



HEALTH ANNUAL STATEMENT

FOR THE YEAR ENDED DECEMBER 31, 2012 OF THE CONDITION AND AFFAIRS OF THE

UnitedHealthcare of Ohio, Inc.

NAIC Group Code 0707 (Current) 0707 (Prior) NAIC Company Code 95186 Employer's ID Number 31-1142815

Organized under the Laws of Ohio, State of Domicile or Port of Entry Ohio

Country of Domicile United States of America

Licensed as business type: Health Maintenance Organization

Is HMO Federally Qualified? Yes [] No [X]

Incorporated/Organized 05/14/1985 Commenced Business 08/06/1985

Statutory Home Office OH020-3010, 9200 Worthington Road, Westerville, OH, US 43082-8823

Main Administrative Office OH020-3010, 9200 Worthington Road, Westerville, OH, US 43082-8823

Mail Address OH020-3010, 9200 Worthington Road, Westerville, OH, US 43082-8823

Primary Location of Books and Records 9700 Health Care Lane, Minnetonka, MN, US 55343

Internet Website Address www.uhc.com

Statutory Statement Contact Jiang Wang, jiang_wang@uhc.com, 952-979-6173

OFFICERS

Chair and President Jefferson Brooks Walters III, Secretary Christina Regina Palme-Krizak, Chief Financial Officer William Joseph Hnath, Treasurer Robert Worth Oberrender

OTHER OFFICERS

Nyle Brent Cottington Assistant Treasurer, Richard Gordon Dunlop Vice President, Finance, Michelle Marie Huntley Dill Assistant Secretary, Robert Charles Falkenberg Chief Executive Officer, Commercial, Juanita Bolland Luis Assistant Secretary

DIRECTORS

Robert Charles Falkenberg, Richard Gordon Dunlop, David Scott Luby, Jefferson Brooks Walters III, William Joseph Hnath, Leonard Alan Wilkerson DO

State of County of

The officers of this reporting entity being duly sworn, each depose and say that they are the described officers of said reporting entity, and that on the reporting period stated above, all of the herein described assets were the absolute property of the said reporting entity, free and clear from any liens or claims thereon, except as herein stated, and that this statement, together with related exhibits, schedules and explanations therein contained, annexed or referred to, is a full and true statement of all the assets and liabilities and of the condition and affairs of the said reporting entity as of the reporting period stated above, and of its income and deductions therefrom for the period ended, and have been completed in accordance with the NAIC Annual Statement Instructions and Accounting Practices and Procedures manual except to the extent that: (1) state law may differ; or, (2) that state rules or regulations require differences in reporting not related to accounting practices and procedures, according to the best of their information, knowledge and belief, respectively. Furthermore, the scope of this attestation by the described officers also includes the related corresponding electronic filing with the NAIC, when required, that is an exact copy (except for formatting differences due to electronic filing) of the enclosed statement. The electronic filing may be requested by various regulators in lieu of or in addition to the enclosed statement.

Subscribed and sworn to before me this day of

a. Is this an original filing? Yes [X] No [] b. If no, 1. State the amendment number, 2. Date filed, 3. Number of pages attached.

EXHIBIT 7 PART 1- SUMMARY OF TRANSACTIONS WITH PROVIDERS

Payment Method	1 Direct Medical Expense Payment	2 Column 1 as a % of Total Payments	3 Total Members Covered	4 Column 3 as a % of Total Members	5 Column 1 Expenses Paid to Affiliated Providers	6 Column 1 Expenses Paid to Non-Affiliated Providers
Capitation Payments:						
1. Medical groups	0	0.0		0.0		
2. Intermediaries	18,337,746	2.3	95,709	100.0	18,337,746	
3. All other providers	1,950,717	0.2	95,709	100.0		1,950,717
4. Total capitation payments	20,288,463	2.6	95,709	100.0	18,337,746	1,950,717
Other Payments:						
5. Fee-for-service	72,143,913	9.2	XXX	XXX		72,143,913
6. Contractual fee payments	692,125,967	88.2	XXX	XXX	58,420,567	633,705,400
7. Bonus/withhold arrangements - fee-for-service	0	0.0	XXX	XXX	0	0
8. Bonus/withhold arrangements - contractual fee payments	82,523	0.0	XXX	XXX		82,523
9. Non-contingent salaries	0	0.0	XXX	XXX		
10. Aggregate cost arrangements	0	0.0	XXX	XXX		
11. All other payments	0	0.0	XXX	XXX		
12. Total other payments	764,352,403	97.4	XXX	XXX	58,420,567	705,931,836
13. TOTAL (Line 4 plus Line 12)	784,640,866	100%	XXX	XXX	76,758,313	707,882,553

EXHIBIT 7 - PART 2 - SUMMARY OF TRANSACTIONS WITH INTERMEDIARIES

1 NAIC Code	2 Name of Intermediary	3 Capitation Paid	4 Average Monthly Capitation	5 Intermediary's Total Adjusted Capital	6 Intermediary's Authorized Control Level RBC
	United Behavioral Health	8,325,571	693,798		
	Spectera, Inc.	411,399	34,283		
	Dental Benefit Providers, Inc.	2,242,624	186,885		
	LifePrint Health, Inc	7,358,152	613,179		
9999999 Totals		18,337,746	XXX	XXX	XXX

EXHIBIT 8 - FURNITURE, EQUIPMENT AND SUPPLIES OWNED

Description	1 Cost	2 Improvements	3 Accumulated Depreciation	4 Book Value Less Encumbrances	5 Assets Not Admitted	6 Net Admitted Assets
1. Administrative furniture and equipment	NONE					
2. Medical furniture, equipment and fixtures						
3. Pharmaceuticals and surgical supplies						
4. Durable medical equipment						
5. Other property and equipment						
6. Total						



ANNUAL STATEMENT FOR THE YEAR 2012 OF THE UnitedHealthcare of Ohio, Inc.

EXHIBIT OF PREMIUMS, ENROLLMENT AND UTILIZATION (a)

REPORT FOR: 1. CORPORATION

UnitedHealthcare of Ohio, Inc.

2. Westerville, OH

NAIC Group Code	0707	BUSINESS IN THE STATE OF		DURING THE YEAR							(LOCATION)	
		Kentucky		2012							NAIC Company Code	
		1	Comprehensive (Hospital & Medical)		4	5	6	7	8	9	10	
	Total	2	3	Medicare Supplement	Vision Only	Dental Only	Federal Employees Health Benefit Plan	Title XVIII Medicare	Title XIX Medicaid	Other		
Total Members at end of:												
1. Prior Year	5,557		3,791					1,766				
2. First Quarter	6,970		4,840					2,130				
3. Second Quarter	7,089		4,859					2,230				
4. Third Quarter	7,842		5,521					2,321				
5. Current Year	6,188		3,799					2,389				
6. Current Year Member Months	69,121		42,225					26,896				
Total Member Ambulatory Encounters for Year:												
7. Physician	72,196		29,936					42,260				
8. Non-Physician	23,727		1,565					22,162				
9. Total	95,923	0	31,501	0	0	0	0	64,422	0	0		
10. Hospital Patient Days Incurred	5,993		1,360					4,633				
11. Number of Inpatient Admissions	1,087		350					737				
12. Health Premiums Written (b)	31,632,012		13,315,440					18,316,572				
13. Life Premiums Direct	0											
14. Property/Casualty Premiums Written	0											
15. Health Premiums Earned	31,272,683		13,318,514					17,954,169				
16. Property/Casualty Premiums Earned	0											
17. Amount Paid for Provision of Health Care Services.....	30,944,123		12,916,749					18,027,374				
18. Amount Incurred for Provision of Health Care Services	30,279,223		12,278,425					18,000,798				

(a) For health business: number of persons insured under PPO managed care products and number of persons insured under indemnity only products

(b) For health premiums written: amount of Medicare Title XVIII exempt from state taxes or fees \$18,316,572



ANNUAL STATEMENT FOR THE YEAR 2012 OF THE UnitedHealthcare of Ohio, Inc.

EXHIBIT OF PREMIUMS, ENROLLMENT AND UTILIZATION (a)

REPORT FOR: 1. CORPORATION

UnitedHealthcare of Ohio, Inc.

2. Westerville, OH

NAIC Group Code	0707	BUSINESS IN THE STATE OF		DURING THE YEAR							(LOCATION)	
		Ohio		2012							NAIC Company Code	
		1	Comprehensive (Hospital & Medical)		4	5	6	7	8	9	10	
	Total	2	3	Medicare Supplement	Vision Only	Dental Only	Federal Employees Health Benefit Plan	Title XVIII Medicare	Title XIX Medicaid	Other		
Total Members at end of:												
1. Prior Year	82,831	62	1,005					81,764				
2. First Quarter	85,884	56	1,006					84,822				
3. Second Quarter	86,349	54	1,044					85,251				
4. Third Quarter	87,032	48	914					86,070				
5. Current Year	89,521	46	2,743					86,732				
6. Current Year Member Months	1,057,614	614	31,326					1,025,674				
Total Member Ambulatory Encounters for Year:												
7. Physician	1,766,503	1,068	21,612					1,743,823				
8. Non-Physician	915,740	56	1,129					914,555				
9. Total	2,682,243	1,124	22,741	0	0	0	0	2,658,378	0	0		
10. Hospital Patient Days Incurred	266,279	17	233					266,029				
11. Number of Inpatient Admissions	41,137	5	66					41,066				
12. Health Premiums Written (b)	899,341,072	721,034	12,340,709				557,672	885,721,657				
13. Life Premiums Direct	0											
14. Property/Casualty Premiums Written	0											
15. Health Premiums Earned	895,735,380	721,034	12,340,709				557,672	882,115,965				
16. Property/Casualty Premiums Earned	0											
17. Amount Paid for Provision of Health Care Services.....	753,696,743	478,273	9,324,791				(5,951)	743,899,630				
18. Amount Incurred for Provision of Health Care Services	752,082,220	421,892	8,863,977				(6,572)	742,802,923				

(a) For health business: number of persons insured under PPO managed care products and number of persons insured under indemnity only products

(b) For health premiums written: amount of Medicare Title XVIII exempt from state taxes or fees \$885,721,657



ANNUAL STATEMENT FOR THE YEAR 2012 OF THE UnitedHealthcare of Ohio, Inc.

EXHIBIT OF PREMIUMS, ENROLLMENT AND UTILIZATION (a)

REPORT FOR: 1. CORPORATION

UnitedHealthcare of Ohio, Inc.

2. Westerville, OH

NAIC Group Code	0707	BUSINESS IN THE STATE OF	Grand Total		DURING THE YEAR						(LOCATION)	
			Comprehensive (Hospital & Medical)		4	5	6	7	8	9	10	
			2	3								NAIC Company Code
	Total	Individual	Group	Medicare Supplement	Vision Only	Dental Only	Federal Employees Health Benefit Plan	Title XVIII Medicare	Title XIX Medicaid	Other		
Total Members at end of:												
1. Prior Year	88,388	62	4,796	0	0	0	0	83,530	0	0		
2. First Quarter	92,854	56	5,846	0	0	0	0	86,952	0	0		
3. Second Quarter	93,438	54	5,903	0	0	0	0	87,481	0	0		
4. Third Quarter	94,874	48	6,435	0	0	0	0	88,391	0	0		
5. Current Year	95,709	46	6,542	0	0	0	0	89,121	0	0		
6. Current Year Member Months	1,126,735	614	73,551	0	0	0	0	1,052,570	0	0		
Total Member Ambulatory Encounters for Year:												
7. Physician	1,838,699	1,068	51,548	0	0	0	0	1,786,083	0	0		
8. Non-Physician	939,467	56	2,694	0	0	0	0	936,717	0	0		
9. Total	2,778,166	1,124	54,242	0	0	0	0	2,722,800	0	0		
10. Hospital Patient Days Incurred	272,272	17	1,593	0	0	0	0	270,662	0	0		
11. Number of Inpatient Admissions	42,224	5	416	0	0	0	0	41,803	0	0		
12. Health Premiums Written (b)	930,973,084	721,034	25,656,149	0	0	0	557,672	904,038,229	0	0		
13. Life Premiums Direct	0	0	0	0	0	0	0	0	0	0		
14. Property/Casualty Premiums Written	0	0	0	0	0	0	0	0	0	0		
15. Health Premiums Earned	927,008,063	721,034	25,659,223	0	0	0	557,672	900,070,134	0	0		
16. Property/Casualty Premiums Earned	0	0	0	0	0	0	0	0	0	0		
17. Amount Paid for Provision of Health Care Services.....	784,640,866	478,273	22,241,540	0	0	0	(5,951)	761,927,004	0	0		
18. Amount Incurred for Provision of Health Care Services	782,361,443	421,892	21,142,402	0	0	0	(6,572)	760,803,721	0	0		

(a) For health business: number of persons insured under PPO managed care products0 and number of persons insured under indemnity only products0 .

(b) For health premiums written: amount of Medicare Title XVIII exempt from state taxes or fees \$904,038,229

29.GT

Schedule S - Part 1 - Section 2

N O N E

Schedule S - Part 2

N O N E

ANNUAL STATEMENT FOR THE YEAR 2012 OF THE UnitedHealthcare of Ohio, Inc.

SCHEDULE S - PART 3 - SECTION 2

Reinsurance Ceded Accident and Health Insurance Listed by Reinsuring Company as of December 31, Current Year

1 NAIC Company Code	2 Federal ID Number	3 Effective Date	4 Name of Company	5 Domiciliary Jurisdiction	6 Type	7 Premiums	8 Unearned Premiums (Estimated)	9 Reserve Credit Taken Other than for Unearned Premiums	10 Outstanding Surplus Relief		12 Modified Coinsurance Reserve	13 Funds Withheld Under Coinsurance
									10 Current Year	11 Prior Year		
79413	36-2739571	01/01/2005	UnitedHealthcare Insurance Company	CT	OTH/G	926,795						
0199999			General Account - Authorized U.S. Affiliates			926,795	0	0	0	0	0	0
0399999			Total General Account - Authorized Affiliates			926,795	0	0	0	0	0	0
0699999			Total General Account - Authorized Non-Affiliates			0	0	0	0	0	0	0
0799999			Total General Account Authorized			926,795	0	0	0	0	0	0
1099999			Total General Account - Unauthorized Affiliates			0	0	0	0	0	0	0
1399999			Total General Account - Unauthorized Non-Affiliates			0	0	0	0	0	0	0
1499999			Total General Account Unauthorized			0	0	0	0	0	0	0
1799999			Total General Account - Certified Affiliates			0	0	0	0	0	0	0
2099999			Total General Account - Certified Non-Affiliates			0	0	0	0	0	0	0
2199999			Total General Account Certified			0	0	0	0	0	0	0
2299999			Total General Account Authorized, Unauthorized and Certified			926,795	0	0	0	0	0	0
2599999			Total Separate Accounts - Authorized Affiliates			0	0	0	0	0	0	0
2899999			Total Separate Accounts - Authorized Non-Affiliates			0	0	0	0	0	0	0
2999999			Total Separate Accounts Authorized			0	0	0	0	0	0	0
3299999			Total Separate Accounts - Unauthorized Affiliates			0	0	0	0	0	0	0
3599999			Total Separate Accounts - Unauthorized Non-Affiliates			0	0	0	0	0	0	0
3699999			Total Separate Accounts Unauthorized			0	0	0	0	0	0	0
3999999			Total Separate Accounts - Certified Affiliates			0	0	0	0	0	0	0
4299999			Total Separate Accounts - Certified Non-Affiliates			0	0	0	0	0	0	0
4399999			Total Separate Accounts Certified			0	0	0	0	0	0	0
4499999			Total Separate Accounts Authorized, Unauthorized and Certified			0	0	0	0	0	0	0
4599999			Total U.S. (Sum of 0199999, 0499999, 0899999, 1199999, 1599999, 1899999, 2399999, 2699999, 3099999, 3399999, 3799999 and 4099999)			926,795	0	0	0	0	0	0
4699999			Total Non-U.S. (Sum of 0299999, 0599999, 0999999, 1299999, 1699999, 1999999, 2499999, 2799999, 3199999, 3499999, 3899999 and 4199999)			0	0	0	0	0	0	0
4799999			- Totals			926,795	0	0	0	0	0	0

Schedule S - Part 4

N O N E

Schedule S - Part 4 - Bank Footnote

N O N E

Schedule S - Part 5

N O N E

Schedule S - Part 5 - Bank Footnote

N O N E

SCHEDULE S - PART 6

Five Year Exhibit of Reinsurance Ceded Business (000 Omitted)

	1 2012	2 2011	3 2010	4 2009	5 2008
A. OPERATIONS ITEMS					
1. Premiums	27	28	22	66	133
2. Title XVIII - Medicare	900	843	806	684	608
3. Title XIX - Medicaid	0	0	0	0	0
4. Commissions and reinsurance expense allowance					
5. Total hospital and medical expenses					
B. BALANCE SHEET ITEMS					
6. Premiums receivable					
7. Claims payable	0	0	0	62	56
8. Reinsurance recoverable on paid losses	0	0	0	0	0
9. Experience rating refunds due or unpaid					
10. Commissions and reinsurance expense allowances due					
11. Unauthorized reinsurance offset	0				
12. Offset for reinsurance with Certified Reinsurers		XXX	XXX	XXX	XXX
C. UNAUTHORIZED REINSURANCE (DEPOSITS BY AND FUNDS WITHHELD FROM)					
13. Funds deposited by and withheld from (F)	0	0	0	0	0
14. Letters of credit (L)	0	0	0	0	0
15. Trust agreements (T)	0	0	0	0	0
16. Other (O)	0	0	0	0	0
D. REINSURANCE WITH CERTIFIED REINSURERS (DEPOSITS BY AND FUNDS WITHHELD FROM)					
17. Multiple Beneficiary Trust		XXX	XXX	XXX	XXX
18. Funds deposited by and withheld from (F)		XXX	XXX	XXX	XXX
19. Letters of credit (L)		XXX	XXX	XXX	XXX
20. Trust agreements (T)		XXX	XXX	XXX	XXX
21. Other (O)		XXX	XXX	XXX	XXX

SCHEDULE S - PART 7

Restatement of Balance Sheet to Identify Net Credit For Ceded Reinsurance

	1 As Reported (net of ceded)	2 Restatement Adjustments	3 Restated (gross of ceded)
ASSETS (Page 2, Col. 3)			
1. Cash and invested assets (Line 12)	220,701,419		220,701,419
2. Accident and health premiums due and unpaid (Line 15)	4,951,991		4,951,991
3. Amounts recoverable from reinsurers (Line 16.1)	0		0
4. Net credit for ceded reinsurance	XXX	(80,521)	(80,521)
5. All other admitted assets (Balance)	30,722,690		30,722,690
6. Total assets (Line 28)	256,376,100	(80,521)	256,295,579
LIABILITIES, CAPITAL AND SURPLUS (Page 3)			
7. Claims unpaid (Line 1)	111,602,104		111,602,104
8. Accrued medical incentive pool and bonus payments (Line 2)	405,660		405,660
9. Premiums received in advance (Line 8)	796,580		796,580
10. Funds held under reinsurance treaties with authorized and unauthorized reinsurers (Line 19 first inset amount plus second inset amount)	0		0
11. Reinsurance in unauthorized companies (Line 20 minus inset amount)	0		0
12. Reinsurance with Certified Reinsurers (Line 20 inset amount)	0		0
13. Funds held under reinsurance treaties with Certified Reinsurers (Line 19 third inset amount)	0		0
14. All other liabilities (Balance)	20,837,523	(80,521)	20,757,002
15. Total liabilities (Line 24)	133,641,867	(80,521)	133,561,346
16. Total capital and surplus (Line 33)	122,734,233	XXX	122,734,233
17. Total liabilities, capital and surplus (Line 34)	256,376,100	(80,521)	256,295,579
NET CREDIT FOR CEDED REINSURANCE			
18. Claims unpaid	0		
19. Accrued medical incentive pool	0		
20. Premiums received in advance	0		
21. Reinsurance recoverable on paid losses	0		
22. Other ceded reinsurance recoverables	0		
23. Total ceded reinsurance recoverables	0		
24. Premiums receivable	0		
25. Funds held under reinsurance treaties with authorized and unauthorized reinsurers	0		
26. Unauthorized reinsurance	0		
27. Reinsurance with Certified Reinsurers	0		
28. Funds held under reinsurance treaties with Certified Reinsurers	0		
29. Other ceded reinsurance payables/offsets	80,521		
30. Total ceded reinsurance payables/offsets	80,521		
31. Total net credit for ceded reinsurance	(80,521)		

SCHEDULE T - PART 2
INTERSTATE COMPACT - EXHIBIT OF PREMIUMS WRITTEN

Allocated by States and Territories

States, Etc.	Direct Business Only					Totals
	1 Life (Group and Individual)	2 Annuities (Group and Individual)	3 Disability Income (Group and Individual)	4 Long-Term Care (Group and Individual)	5 Deposit-Type Contracts	
1. Alabama	AL					
2. Alaska	AK					
3. Arizona	AZ					
4. Arkansas	AR					
5. California	CA					
6. Colorado	CO					
7. Connecticut	CT					
8. Delaware	DE					
9. District of Columbia	DC					
10. Florida	FL					
11. Georgia	GA					
12. Hawaii	HI					
13. Idaho	ID					
14. Illinois	IL					
15. Indiana	IN					
16. Iowa	IA					
17. Kansas	KS					
18. Kentucky	KY					
19. Louisiana	LA					
20. Maine	ME					
21. Maryland	MD					
22. Massachusetts	MA					
23. Michigan	MI					
24. Minnesota	MN					
25. Mississippi	MS					
26. Missouri	MO					
27. Montana	MT					
28. Nebraska	NE					
29. Nevada	NV					
30. New Hampshire	NH					
31. New Jersey	NJ					
32. New Mexico	NM					
33. New York	NY					
34. North Carolina	NC					
35. North Dakota	ND					
36. Ohio	OH					
37. Oklahoma	OK					
38. Oregon	OR					
39. Pennsylvania	PA					
40. Rhode Island	RI					
41. South Carolina	SC					
42. South Dakota	SD					
43. Tennessee	TN					
44. Texas	TX					
45. Utah	UT					
46. Vermont	VT					
47. Virginia	VA					
48. Washington	WA					
49. West Virginia	WV					
50. Wisconsin	WI					
51. Wyoming	WY					
52. American Samoa	AS					
53. Guam	GU					
54. Puerto Rico	PR					
55. U.S. Virgin Islands	VI					
56. Northern Mariana Islands	MP					
57. Canada	CAN					
58. Aggregate Other Alien	OT					
59. Total						

NONE

ANNUAL STATEMENT FOR THE YEAR 2012 OF THE UnitedHealthcare of Ohio, Inc.

SCHEDULE Y
PART 1A - DETAIL OF INSURANCE HOLDING COMPANY SYSTEM

1	2	3	4	5	6	7	8	9	10	11	12	13	14	15
Group Code	Group Name	NAIC Company Code	Federal ID Number	Federal RSSD	CIK	Name of Securities Exchange if Publicly Traded (U.S. or International)	Names of Parent, Subsidiaries Or Affiliates	Domiciliary Location	Relationship to Reporting Entity	Directly Controlled by (Name of Entity/Person)	Type of Control (Ownership, Board, Management, Attorney-in-Fact, Influence, Other)	If Control is Ownership Provide Percentage	Ultimate Controlling Entity(ies)/Person(s)	*
		00000	41-1913523				ACN Group IPA of New York, Inc.	NY	NIA	OptumHealth Care Solutions, Inc.	Ownership	100.000	UnitedHealth Group Incorporated	
		00000	27-0015861				ACN Group of California, Inc.	CA	IA	OptumHealth Care Solutions, Inc.	Ownership	100.000	UnitedHealth Group Incorporated	
		00000					Aeromil Táxi Aéreo Ltda.	BRA	NIA	Amil Assistência Médica Internacional S.A.	Ownership	20.000	UnitedHealth Group Incorporated	1
		00000	38-3849068				AHJV MSO, Inc.	DE	NIA	AHJV, Inc.	Ownership	100.000	UnitedHealth Group Incorporated	
		00000	38-3849066				AHJV, Inc.	CA	NIA	NAMM Holdings, Inc.	Ownership	75.000	UnitedHealth Group Incorporated	4
		00000	33-0692392				A-Life Medical, Inc.	CA	NIA	OptumInsight, Inc.	Ownership	100.000	UnitedHealth Group Incorporated	
.0707	UnitedHealth Group Incorporated	82406	35-1665915				All Savers Insurance Company	IN	IA	Golden Rule Financial Corporation	Ownership	100.000	UnitedHealth Group Incorporated	
.0707	UnitedHealth Group Incorporated	73130	35-1744596				All Savers Life Insurance Company of California	CA	IA	Golden Rule Financial Corporation	Ownership	100.000	UnitedHealth Group Incorporated	
.0707	UnitedHealth Group Incorporated	97179	86-0207231				American Medical Security Life Insurance Company	WI	IA	Golden Rule Financial Corporation	Ownership	100.000	UnitedHealth Group Incorporated	
		00000	54-1743136				AmeriChoice Corporation	DE	NIA	UnitedHealth Group Incorporated	Ownership	100.000	UnitedHealth Group Incorporated	
		00000	54-1743141				AmeriChoice Health Services, Inc.	DE	NIA	AmeriChoice Corporation	Ownership	100.000	UnitedHealth Group Incorporated	
.0707	UnitedHealth Group Incorporated	13178	26-2481299				AmeriChoice of Connecticut, Inc.	CT	IA	AmeriChoice Corporation	Ownership	100.000	UnitedHealth Group Incorporated	
.0707	UnitedHealth Group Incorporated	13168	26-2688274				AmeriChoice of Georgia, Inc.	GA	IA	AmeriChoice Corporation	Ownership	100.000	UnitedHealth Group Incorporated	
.0707	UnitedHealth Group Incorporated	95497	22-3368602				AmeriChoice of New Jersey, Inc.	NJ	IA	AmeriChoice Corporation	Ownership	100.000	UnitedHealth Group Incorporated	
		00000					Amico Saúde Ltda.	BRA	NIA	Amil Participações S.A.	Ownership	100.000	UnitedHealth Group Incorporated	1
		00000					Amil Assistência Médica Internacional S.A.	BRA	NIA	Amil Participações S.A.	Ownership	100.000	UnitedHealth Group Incorporated	
		00000					Amil Clinical Research Participações Ltda.	BRA	NIA	Amil Participações S.A.	Ownership	100.000	UnitedHealth Group Incorporated	
		00000					Amil Lifesciences Participações Ltda.	BRA	NIA	Amil Lifesciences Participações Ltda.	Ownership	99.950	UnitedHealth Group Incorporated	1
		00000					Amil Lifesciences Participações Ltda.	BRA	NIA	Amil Assistência Médica Internacional S.A.	Ownership	99.985	UnitedHealth Group Incorporated	1
		00000					Amil Participações S.A.	BRA	NIA	Mind Solutions S.A.	Ownership	74.490	UnitedHealth Group Incorporated	2
		00000					Amil Planos por Administração Ltda.	BRA	NIA	Amil Assistência Médica Internacional S.A.	Ownership	98.691	UnitedHealth Group Incorporated	3
		00000					Amil Planos por Administração Ltda.	BRA	NIA	Amico Saúde Ltda.	Ownership	1.302	UnitedHealth Group Incorporated	3
		00000	61-1314126				Aperture Credentialing, Inc.	DE	NIA	OptumInsight, Inc.	Ownership	100.000	UnitedHealth Group Incorporated	
		00000	86-0813232				Arizona Physicians IPA, Inc.	AZ	IA	UnitedHealthcare, Inc.	Ownership	100.000	UnitedHealth Group Incorporated	
		00000	90-0369702				ASI Global, LLC	TX	NIA	FrontierMEDEX, Inc.	Ownership	100.000	UnitedHealth Group Incorporated	
		00000					ASL Assistência a Saúde Ltda.	BRA	NIA	Amil Assistência Médica Internacional S.A.	Ownership	100.000	UnitedHealth Group Incorporated	1
		00000	80-0368187				Aveta Arizona, Inc.	AZ	NIA	NAMM Holdings, Inc.	Ownership	100.000	UnitedHealth Group Incorporated	
		00000	35-2416318				Aveta Colorado, Inc.	DE	NIA	NAMM Holdings, Inc.	Ownership	100.000	UnitedHealth Group Incorporated	
		00000	90-0632302				Aveta Health Solutions Inc.	DE	NIA	NAMM Holdings, Inc.	Ownership	100.000	UnitedHealth Group Incorporated	
		00000	20-4057813				Aveta Inc.	DE	NIA	Collaborative Care Holdings, LLC	Ownership	100.000	UnitedHealth Group Incorporated	
		00000	27-2823524				Aveta Kansas City, Inc.	KS	NIA	NAMM Holdings, Inc.	Ownership	100.000	UnitedHealth Group Incorporated	
		00000	36-4704309				Aveta Tennessee, Inc.	DE	NIA	NAMM Holdings, Inc.	Ownership	100.000	UnitedHealth Group Incorporated	
		00000	77-0401090				Axolotl Corp.	DE	NIA	OptumInsight, Inc.	Ownership	100.000	UnitedHealth Group Incorporated	
		00000	84-1544013				bConnected Software, Inc.	DE	NIA	Connexions, Inc.	Ownership	100.000	UnitedHealth Group Incorporated	
		00000	88-0267857				Behavioral Healthcare Options, Inc.	NV	NIA	Sierra Health Services, Inc.	Ownership	100.000	UnitedHealth Group Incorporated	
		00000					Bosque Medical Center S.A.	BRA	NIA	Amil Assistência Médica Internacional S.A.	Ownership	53.289	UnitedHealth Group Incorporated	
		00000					Bosque Medical Center S.A.	BRA	NIA	Amico Saúde Ltda.	Ownership	33.773	UnitedHealth Group Incorporated	
		00000					Bosque Medical Center S.A.	BRA	NIA	Esho - Empresa de Serviços Hospitalares S.A.	Ownership	12.938	UnitedHealth Group Incorporated	
		00000					Canada Health Group International Limited	CAN	NIA	FrontierMEDEX Canada Holdings Ltd.	Ownership	100.000	UnitedHealth Group Incorporated	
		00000					CanReg (Europe) Limited	JRL	NIA	OptumInsight (Canada) Inc.	Ownership	100.000	UnitedHealth Group Incorporated	
		00000	20-2576806				Care Improvement Associates of Texas, Inc.	TX	NIA	XLHealth Corporation	Ownership	100.000	UnitedHealth Group Incorporated	

ANNUAL STATEMENT FOR THE YEAR 2012 OF THE UnitedHealthcare of Ohio, Inc.

SCHEDULE Y
PART 1A - DETAIL OF INSURANCE HOLDING COMPANY SYSTEM

1	2	3	4	5	6	7	8	9	10	11	12	13	14	15
Group Code	Group Name	NAIC Company Code	Federal ID Number	Federal RSSD	CIK	Name of Securities Exchange if Publicly Traded (U.S. or International)	Names of Parent, Subsidiaries Or Affiliates	Domiciliary Location	Relationship to Reporting Entity	Directly Controlled by (Name of Entity/Person)	Type of Control (Ownership, Board, Management, Attorney-in-Fact, Influence, Other)	If Control is Ownership Provide Percentage	Ultimate Controlling Entity(ies)/Person(s)	*
0707	UnitedHealth Group Incorporated	00000	20-8375685				Care Improvement Plus Group Management, LLC	MD	NIA	XLHealth Corporation	Ownership	100.000	UnitedHealth Group Incorporated	
		12313	20-2412936				Care Improvement Plus of Maryland, Inc.	MD	IA	XLHealth Corporation	Ownership	100.000	UnitedHealth Group Incorporated	
0707	UnitedHealth Group Incorporated	12558	45-4976934				Care Improvement Plus of Texas Insurance Company	TX	IA	XLHealth Corporation	Ownership	100.000	UnitedHealth Group Incorporated	
		00000	27-3536376				Care Improvement Plus Practitioners, LLC	MD	NIA	XLHealth Corporation	Ownership	100.000	UnitedHealth Group Incorporated	
0707	UnitedHealth Group Incorporated	12567	20-3888112				Care Improvement Plus South Central Insurance Company	AR	IA	XLHealth Corporation	Ownership	100.000	UnitedHealth Group Incorporated	
0707	UnitedHealth Group Incorporated	14041	27-5038136				Care Improvement Plus Wisconsin Insurance Company	WI	IA	XLHealth Corporation	Ownership	100.000	UnitedHealth Group Incorporated	
		00000	42-1464363				CareMedic Systems, Inc.	CA	NIA	OptumInsight, Inc.	Ownership	100.000	UnitedHealth Group Incorporated	
		00000					Ceame – Centro Especializado de Atendimento Médico S/C Ltda.	BRA	NIA	Amil Assistência Médica Internacional S.A.	Ownership	99.990	UnitedHealth Group Incorporated	
		00000					Ceame – Centro Especializado de Atendimento Médico S/C Ltda.	BRA	NIA	Cemed Care Empresa de Atendimento Clínico Geral Ltda.	Ownership	0.010	UnitedHealth Group Incorporated	
		00000					Cemed Care Empresa de Atendimento Clínico Geral Ltda.	BRA	NIA	Amil Assistência Médica Internacional S.A.	Ownership	97.200	UnitedHealth Group Incorporated	
		00000					Cemed Care Empresa de Atendimento Clínico Geral Ltda.	BRA	NIA	Amico Saúde Ltda.	Ownership	2.800	UnitedHealth Group Incorporated	
		00000					ChinaGate (Hong Kong) Limited	HKG	NIA	Optum, Inc.	Ownership	100.000	UnitedHealth Group Incorporated	
		00000					ChinaGate Company Limited	CHN	NIA	ChinaGate (Hong Kong) Limited	Ownership	100.000	UnitedHealth Group Incorporated	
0707	UnitedHealth Group Incorporated	11836	13-4247706				Citrus Health Care, Inc.	FL	IA	PHC Holdings of Florida, Inc.	Ownership	100.000	UnitedHealth Group Incorporated	
		00000	56-2674371				Coachella Valley Physicians of PrimeCare, Inc.	CA	NIA	PrimeCare Medical Network, Inc.	Ownership	100.000	UnitedHealth Group Incorporated	
		00000	27-2337616				Collaborative Care Holdings, LLC	DE	NIA	OptumHealth Holdings, LLC	Ownership	100.000	UnitedHealth Group Incorporated	
		00000	27-2337487				Collaborative Care Services, Inc.	DE	NIA	Collaborative Care Holdings, LLC	Ownership	100.000	UnitedHealth Group Incorporated	
		00000	27-3470466				Collaborative Care Solutions, LLC	DE	NIA	Collaborative Care Services, Inc.	Ownership	100.000	UnitedHealth Group Incorporated	
		00000	11-3647007				Comfort Care Transportation, LLC	TX	NIA	WellMed Medical Management, Inc.	Ownership	100.000	UnitedHealth Group Incorporated	
		00000	61-1351358				Commonwealth Administrators, LLC	KY	NIA	UMR, Inc.	Ownership	100.000	UnitedHealth Group Incorporated	
		00000	20-2581574				Connexions HCl NM, LLC	NM	NIA	Connexions, Inc.	Ownership	100.000	UnitedHealth Group Incorporated	
		00000	20-1825933				Connexions HCl, LLC	FL	NIA	Connexions, Inc.	Ownership	100.000	UnitedHealth Group Incorporated	
		00000	59-3684411				Connexions, Inc.	FL	NIA	OptumHealth Holdings, LLC	Ownership	100.000	UnitedHealth Group Incorporated	
		00000					Corporate Support Limited	GBR	NIA	Personal Performance Consultants UK Limited	Ownership	100.000	UnitedHealth Group Incorporated	
		00000	52-1811176				DBP Services of New York IPA, Inc.	NY	NIA	Dental Benefit Providers, Inc.	Ownership	100.000	UnitedHealth Group Incorporated	
		00000					Dental Benefit Providers of California, Inc.	CA	IA	Dental Benefit Providers, Inc.	Ownership	100.000	UnitedHealth Group Incorporated	
		00000	52-1452809				Dental Benefit Providers of Illinois, Inc.	IL	IA	Dental Benefit Providers, Inc.	Ownership	100.000	UnitedHealth Group Incorporated	
0707	UnitedHealth Group Incorporated	52053	36-4008355				Dental Benefit Providers, Inc.	DE	NIA	United HealthCare Services, Inc.	Ownership	100.000	UnitedHealth Group Incorporated	
		00000	41-2014834				Distance Learning Network, Inc.	DE	NIA	OptumHealth Holdings, LLC	Ownership	100.000	UnitedHealth Group Incorporated	
		00000	30-0238641				Duncan Printing Services, LLC	SC	NIA	UnitedHealthcare Insurance Company	Ownership	100.000	UnitedHealth Group Incorporated	
		00000	84-1162764				Electronic Network Systems, Inc.	DE	NIA	OptumInsight, Inc.	Ownership	100.000	UnitedHealth Group Incorporated	
		00000					ELG FZE	ARE	NIA	FrontierMEDEX Limited	Ownership	100.000	UnitedHealth Group Incorporated	
		00000					Esho – Empresa de Serviços Hospitalares S.A.	BRA	NIA	Amil Assistência Médica Internacional S.A.	Ownership	97.286	UnitedHealth Group Incorporated	5
		00000					Esho – Empresa de Serviços Hospitalares S.A.	BRA	NIA	Amico Saúde Ltda.	Ownership	0.225	UnitedHealth Group Incorporated	5
		00000					Etho – Empresa de Tecnologia Hospitalar Ltda.	BRA	NIA	Amil Assistência Médica Internacional S.A.	Ownership	50.010	UnitedHealth Group Incorporated	2
		00000	86-0964571				Evercare Collaborative Solutions, Inc.	DE	NIA	Ovations, Inc.	Ownership	100.000	UnitedHealth Group Incorporated	

41.1

ANNUAL STATEMENT FOR THE YEAR 2012 OF THE UnitedHealthcare of Ohio, Inc.

SCHEDULE Y
PART 1A - DETAIL OF INSURANCE HOLDING COMPANY SYSTEM

1	2	3	4	5	6	7	8	9	10	11	12	13	14	15
Group Code	Group Name	NAIC Company Code	Federal ID Number	Federal RSSD	CIK	Name of Securities Exchange if Publicly Traded (U.S. or International)	Names of Parent, Subsidiaries Or Affiliates	Domiciliary Location	Relationship to Reporting Entity	Directly Controlled by (Name of Entity/Person)	Type of Control (Ownership, Board, Management, Attorney-in-Fact, Influence, Other)	If Control is Ownership Provide Percentage	Ultimate Controlling Entity(ies)/Person(s)	*
		.00000	30-0226127				Evercare Hospice, Inc.	.DE	NIA	Collaborative Care Holdings, LLC	Ownership	100.000	UnitedHealth Group Incorporated	
		.00000	86-0618309				Evercare of Arizona, Inc.	.AZ	IA	Ovations, Inc.	Ownership	100.000	UnitedHealth Group Incorporated	
		.00000					Excellion Serviços Biomédicos S.A.	.BRA	NIA	Esho – Empresa de Serviços Hospitalares S.A	Ownership	99.211	UnitedHealth Group Incorporated	2
		.00000					Excelsior Med S.A.	.BRA	NIA	Amil Assistência Médica Internacional S.A.	Ownership	100.000	UnitedHealth Group Incorporated	
		.00000	11-3669765				Executive Health Resources, Inc.	.PA	NIA	OptumInsight, Inc.	Ownership	100.000	UnitedHealth Group Incorporated	
		.00000					Exlogs EBT Holdings Limited	.JEY	NIA	FrontierMEDEX Limited	Ownership	100.000	UnitedHealth Group Incorporated	
		.00000					Exlogs HSE, Inc. (Canada)	.CAN	NIA	FrontierMEDEX Canada Holdings Ltd.	Ownership	100.000	UnitedHealth Group Incorporated	
		.00000					Exploration for Mine Clearance, LLC	.IRQ	NIA	FrontierMEDEX Limited	Ownership	100.000	UnitedHealth Group Incorporated	
		.00000					Exploration Logistics BC Limited	.CAN	NIA	FrontierMEDEX Canada Limited	Ownership	100.000	UnitedHealth Group Incorporated	
		.00000					Exploration Logistics Group for Medical Services PLC LTD	.IRQ	NIA	FrontierMEDEX Limited	Ownership	100.000	UnitedHealth Group Incorporated	
		.00000					Exploration Logistics Limited	.GBR	NIA	FrontierMEDEX Limited	Ownership	100.000	UnitedHealth Group Incorporated	
		.00000					Exploration Logistics Newfoundland Limited	.CAN	NIA	FrontierMEDEX Canada Limited	Ownership	100.000	UnitedHealth Group Incorporated	
		.00000					Exploration Logistics Nova Scotia Limited	.CAN	NIA	FrontierMEDEX Canada Limited	Ownership	100.000	UnitedHealth Group Incorporated	
		.00000	88-0223385				Family Health Care Services	.NV	NIA	Sierra Health Services, Inc.	Ownership	100.000	UnitedHealth Group Incorporated	
		.00000	88-0257036				Family Home Hospice, Inc.	.NV	NIA	Sierra Health Services, Inc.	Ownership	100.000	UnitedHealth Group Incorporated	
		.00000					Fernandópolis Assistência Médica Ltda.	.BRA	NIA	Amil Assistência Médica Internacional S.A.	Ownership	80.000	UnitedHealth Group Incorporated	2
		.00000	35-2456267				FMG Holdings, LLC	.DE	NIA	UnitedHealth Group Incorporated	Ownership	100.000	UnitedHealth Group Incorporated	
		.00000					Focus EAP Ltd.	.GBR	NIA	Personal Performance Consultants UK Limited	Ownership	100.000	UnitedHealth Group Incorporated	
		.00000	22-3314813				FOHP, Inc.	.NJ	NIA	Oxford Health Plans LLC	Ownership	100.000	UnitedHealth Group Incorporated	
		.00000	86-0908902				FOR HEALTH OF ARIZONA, INC.	.AZ	NIA	For Health, Inc.	Ownership	100.000	UnitedHealth Group Incorporated	
		.00000	33-0766617				For Health, Inc.	.DE	NIA	Inspiris, Inc.	Ownership	100.000	UnitedHealth Group Incorporated	
		.00000					Frontier Medical Services Limited	.GBR	NIA	FrontierMEDEX Limited	Ownership	100.000	UnitedHealth Group Incorporated	
		.00000	68-0679514				FrontierMEDEX (RMS), Inc.	.DE	NIA	FMG Holdings, LLC	Ownership	100.000	UnitedHealth Group Incorporated	
		.00000					FrontierMEDEX Canada Holdings Ltd.	.CAN	NIA	FrontierMEDEX Limited	Ownership	100.000	UnitedHealth Group Incorporated	
		.00000					FrontierMEDEX Canada Limited	.CAN	NIA	Canada Health Group International Limited	Ownership	100.000	UnitedHealth Group Incorporated	
		.00000	45-5339512				FrontierMEDEX Government Services, LLC	.DE	NIA	FMG Holdings, LLC	Ownership	100.000	UnitedHealth Group Incorporated	
		.00000					FrontierMEDEX Group Limited	.GBR	NIA	UnitedHealthcare International I, B.V.	Ownership	100.000	UnitedHealth Group Incorporated	
		.00000					FrontierMEDEX Limited	.GBR	NIA	FrontierMEDEX UK Limited	Ownership	100.000	UnitedHealth Group Incorporated	
		.00000					FrontierMEDEX UK Limited	.GBR	NIA	FrontierMEDEX Group Limited	Ownership	100.000	UnitedHealth Group Incorporated	
		.00000	33-1219808				FrontierMEDEX US, Inc.	.DE	NIA	FMG Holdings, LLC	Ownership	100.000	UnitedHealth Group Incorporated	
		.00000	52-2230470				FrontierMEDEX, Inc.	.MN	NIA	FrontierMEDEX US, Inc.	Ownership	100.000	UnitedHealth Group Incorporated	
		.00000	37-0855360				Golden Rule Financial Corporation	.DE	NIA	UnitedHealth Group Incorporated	Ownership	100.000	UnitedHealth Group Incorporated	
.0707	UnitedHealth Group Incorporated	.62286	37-6028756	3057283			Golden Rule Insurance Company	.IN	IA	Golden Rule Financial Corporation	Ownership	100.000	UnitedHealth Group Incorporated	
		.00000	98-0213198				H&W Indemnity (SPC), Ltd.	.CYM	NIA	UnitedHealth Group Incorporated	Ownership	100.000	UnitedHealth Group Incorporated	
.0707	UnitedHealth Group Incorporated	.43893	13-3584296				Health Net Insurance of New York, Inc.	.NY	IA	Oxford Health Plans LLC	Ownership	100.000	UnitedHealth Group Incorporated	
.0707	UnitedHealth Group Incorporated	.95968	06-1084283				Health Net of Connecticut, Inc.	.CT	IA	Oxford Health Plans LLC	Ownership	100.000	UnitedHealth Group Incorporated	
.0707	UnitedHealth Group Incorporated	.95351	22-3241303				Health Net of New Jersey, Inc.	.NJ	IA	FOHP, Inc.	Ownership	100.000	UnitedHealth Group Incorporated	
.0707	UnitedHealth Group Incorporated	.95305	06-1174953				Health Net of New York, Inc.	.NY	IA	Oxford Health Plans LLC	Ownership	100.000	UnitedHealth Group Incorporated	
		.00000	98-0153069				Health Net Services (Bermuda) Ltd.	.BMU	NIA	Oxford Health Plans LLC	Ownership	100.000	UnitedHealth Group Incorporated	
.0707	UnitedHealth Group Incorporated	.96342	88-0201035				Health Plan of Nevada, Inc.	.NV	IA	Sierra Health Services, Inc.	Ownership	100.000	UnitedHealth Group Incorporated	
		.00000					Health Technology Analysts Pty Limited	.AUS	NIA	OptumInsight, Inc.	Ownership	100.000	UnitedHealth Group Incorporated	
		.00000	95-4763349				HealthAllies, Inc.	.DE	NIA	OptumHealth Holdings, LLC	Ownership	100.000	UnitedHealth Group Incorporated	
		.00000	20-8910978				Hospice Inspiris Holdings, Inc.	.TN	NIA	Inspiris, Inc.	Ownership	100.000	UnitedHealth Group Incorporated	
		.00000	20-8911466				Hospice Inspiris of Pennsylvania, Inc.	.TN	NIA	Hospice Inspiris Holdings, Inc.	Ownership	100.000	UnitedHealth Group Incorporated	

41.2

SCHEDULE Y
PART 1A - DETAIL OF INSURANCE HOLDING COMPANY SYSTEM

1	2	3	4	5	6	7	8	9	10	11	12	13	14	15
Group Code	Group Name	NAIC Company Code	Federal ID Number	Federal RSSD	CIK	Name of Securities Exchange if Publicly Traded (U.S. or International)	Names of Parent, Subsidiaries Or Affiliates	Domiciliary Location	Relationship to Reporting Entity	Directly Controlled by (Name of Entity/Person)	Type of Control (Ownership, Board, Management, Attorney-in-Fact, Influence, Other)	If Control is Ownership Provide Percentage	Ultimate Controlling Entity(ies)/Person(s)	*
		.00000	20-8911303				Hospice Inspiris of Texas, Inc.	TN	NIA	Hospice Inspiris Holdings, Inc.	Ownership	100.000	UnitedHealth Group Incorporated	
		.00000	82-0586676				Hospice Inspiris, LLC	TN	NIA	FOR HEALTH OF ARIZONA, INC.	Ownership	100.000	UnitedHealth Group Incorporated	
		.00000					Hospital Alvorada de Taguatinga Ltda.	BRA	NIA	Amil Assistência Médica Internacional S.A.	Ownership	100.000	UnitedHealth Group Incorporated	1
		.00000	36-4331825				Hygeia Corporation	DE	NIA	UnitedHealth International, Inc.	Ownership	100.000	UnitedHealth Group Incorporated	
		.00000					Hygeia Corporation (Ontario)	CAN	NIA	UnitedHealth Group International L.P.	Ownership	100.000	UnitedHealth Group Incorporated	
		.00000					Imed Star Serviços Médicos e Odontológicos Ltda.	BRA	NIA	Amil Assistência Médica Internacional S.A.	Ownership	50.000	UnitedHealth Group Incorporated	
		.00000					Imed Star Serviços Médicos e Odontológicos Ltda.	BRA	NIA	Amico Saúde Ltda.	Ownership	50.000	UnitedHealth Group Incorporated	
		.00000	27-4603968				Independent Physician Management Services, Inc.	DE	NIA	Collaborative Care Holdings, LLC	Ownership	100.000	UnitedHealth Group Incorporated	
		.00000	86-0477097				Information Network Corporation	AZ	NIA	AmeriChoice Corporation	Ownership	100.000	UnitedHealth Group Incorporated	
		.00000	36-4733428				Informed Choice HealthCare Alliance, Inc.	IL	NIA	North American Medical Management - Illinois, Inc.	Ownership	100.000	UnitedHealth Group Incorporated	
		.00000					Ingenix Innovus (Netherlands) B.V.	NLD	NIA	Optum, Inc.	Ownership	100.000	UnitedHealth Group Incorporated	
		.00000	98-0644599				Ingenix UK Holdings Limited	GBR	NIA	Optum, Inc.	Ownership	100.000	UnitedHealth Group Incorporated	
		.00000	62-1641102				Ingram & Associates, LLC	TN	NIA	Payment Resolution Services, LLC	Ownership	100.000	UnitedHealth Group Incorporated	
		.00000	13-4138668				INSPIRIS of New York IPA, Inc.	NY	NIA	Inspiris, Inc.	Ownership	100.000	UnitedHealth Group Incorporated	
		.00000	13-4138665				INSPIRIS of New York Management, Inc.	NY	NIA	Inspiris, Inc.	Ownership	100.000	UnitedHealth Group Incorporated	
		.00000	20-5355196				Inspiris of Tennessee, Inc.	TN	NIA	Inspiris, Inc.	Ownership	100.000	UnitedHealth Group Incorporated	
		.00000	26-2885572				INSPIRIS of Texas Physician Group	TX	NIA	Inspiris Services Company	Ownership	100.000	UnitedHealth Group Incorporated	
		.00000	26-0683057				Inspiris Services Company	TN	NIA	Inspiris, Inc.	Ownership	100.000	UnitedHealth Group Incorporated	
		.00000	33-0766366				Inspiris, Inc.	DE	NIA	Collaborative Care Holdings, LLC	Ownership	100.000	UnitedHealth Group Incorporated	
		.00000					International Psychological Services Pty Limited	AUS	NIA	PPC Worldwide Pty Ltd	Ownership	100.000	UnitedHealth Group Incorporated	
		.00000	45-3143218				Lifeprint East, Inc.	DE	NIA	Collaborative Care Holdings, LLC	Ownership	100.000	UnitedHealth Group Incorporated	
		.00000	27-2309024				Lifeprint Health, Inc.	DE	NIA	Collaborative Care Holdings, LLC	Ownership	100.000	UnitedHealth Group Incorporated	
		.00000	05-0471309				LighthouseMD, Inc.	RI	NIA	OptumInsight, Inc.	Ownership	100.000	UnitedHealth Group Incorporated	
		.00000	39-1974851				Logistics Health, Inc.	WI	NIA	OptumHealth Holdings, LLC	Ownership	100.000	UnitedHealth Group Incorporated	
		.00000	91-1263758				Lynx Medical Systems, Inc.	WA	NIA	Picis, Inc.	Ownership	100.000	UnitedHealth Group Incorporated	
		.00000	52-2129787				MANSI Insurance Resources, LLC	MD	NIA	OneNet PPO, LLC	Ownership	100.000	UnitedHealth Group Incorporated	
0707	UnitedHealth Group Incorporated	.60321	52-1803283				MANSI Life and Health Insurance Company	MD	IA	United HealthCare Services, Inc.	Ownership	100.000	UnitedHealth Group Incorporated	
		.00000	14-1782475				Managed Physical Network, Inc.	NY	NIA	OptumHealth Care Solutions, Inc.	Ownership	100.000	UnitedHealth Group Incorporated	
		.00000	42-1741594				MD Ops, Inc.	CA	NIA	North American Medical Management California, Inc.	Ownership	100.000	UnitedHealth Group Incorporated	
0707	UnitedHealth Group Incorporated	.96310	52-1169135				MD-Individual Practice Association, Inc.	MD	IA	United HealthCare Services, Inc.	Ownership	100.000	UnitedHealth Group Incorporated	
		.00000					Medekit.com Limited	GBR	NIA	FrontierMEDEX Limited	Ownership	100.000	UnitedHealth Group Incorporated	
		.00000	52-2178531				MEDEX Insurance Services, Inc.	MD	NIA	FrontierMEDEX, Inc.	Ownership	100.000	UnitedHealth Group Incorporated	
0707	UnitedHealth Group Incorporated	.12756	20-3391186				Medica Health Plans of Florida, Inc.	FL	IA	United HealthCare Services, Inc.	Ownership	100.000	UnitedHealth Group Incorporated	
0707	UnitedHealth Group Incorporated	.12155	01-0788576				Medica HealthCare Plans, Inc.	FL	IA	United HealthCare Services, Inc.	Ownership	100.000	UnitedHealth Group Incorporated	
		.00000	26-4808018				Medical Preparatory School of Allied Health, LLC	TX	NIA	WellMed Medical Management, Inc.	Ownership	100.000	UnitedHealth Group Incorporated	
		.00000	32-0037402				Medical Transportation Services, LLC	FL	NIA	United HealthCare Services, Inc.	Ownership	100.000	UnitedHealth Group Incorporated	
0707	UnitedHealth Group Incorporated	.79480	35-1279304				Midwest Security Life Insurance Company	WI	IA	UnitedHealthcare, Inc.	Ownership	100.000	UnitedHealth Group Incorporated	
		.00000					Mind Solutions S.A.	BRA	NIA	Polar II Fundo de Investimento em Participações	Ownership	85.500	UnitedHealth Group Incorporated	2
		.00000	86-0693199				Mohave Valley Hospital, Inc.	AZ	NIA	Southwest Medical Associates, Inc.	Ownership	100.000	UnitedHealth Group Incorporated	
		.00000	45-3142852				Monarch Management Services, Inc.	DE	NIA	Collaborative Care Holdings, LLC	Ownership	100.000	UnitedHealth Group Incorporated	
		.00000	20-3236839				NAAM Holdings, Inc.	DE	NIA	Aveta Inc.	Ownership	100.000	UnitedHealth Group Incorporated	

ANNUAL STATEMENT FOR THE YEAR 2012 OF THE UnitedHealthcare of Ohio, Inc.

SCHEDULE Y
PART 1A - DETAIL OF INSURANCE HOLDING COMPANY SYSTEM

1	2	3	4	5	6	7	8	9	10	11	12	13	14	15
Group Code	Group Name	NAIC Company Code	Federal ID Number	Federal RSSD	CIK	Name of Securities Exchange if Publicly Traded (U.S. or International)	Names of Parent, Subsidiaries Or Affiliates	Domiciliary Location	Relationship to Reporting Entity	Directly Controlled by (Name of Entity/Person)	Type of Control (Ownership, Board, Management, Attorney-in-Fact, Influence, Other)	If Control is Ownership Provide Percentage	Ultimate Controlling Entity(ies)/Person(s)	*
		00000	32-0284920				NAMM West, Inc.	CA	NIA	North American Medical Management California, Inc.	Ownership	100.000	UnitedHealth Group Incorporated	
.0707	UnitedHealth Group Incorporated	95251	76-0196559				National Pacific Dental, Inc.	TX	IA	Dental Benefit Providers, Inc.	Ownership	100.000	UnitedHealth Group Incorporated	
.0707	UnitedHealth Group Incorporated	95123	65-0996107				Neighborhood Health Partnership, Inc.	FL	IA	UnitedHealthcare, Inc.	Ownership	100.000	UnitedHealth Group Incorporated	
		00000	20-4755277				Netwerkes, LLC	TN	NIA	Payment Resolution Services, LLC	Ownership	100.000	UnitedHealth Group Incorporated	
		00000					Nevada Medical Services LLC	NV	NIA	Collaborative Care Services, Inc.	Ownership	100.000	UnitedHealth Group Incorporated	
.0707	UnitedHealth Group Incorporated	95758	88-0228572				Nevada Pacific Dental	NV	IA	Dental Benefit Providers, Inc.	Ownership	100.000	UnitedHealth Group Incorporated	
		00000					North American Medical Management - Illinois, Inc.	IL	NIA	NAMM Holdings, Inc.	Ownership	100.000	UnitedHealth Group Incorporated	
		00000	36-3984647				North American Medical Management California, Inc.	TN	NIA	NAMM Holdings, Inc.	Ownership	100.000	UnitedHealth Group Incorporated	
		00000	33-0673955				Northern Nevada Health Network, Inc.	NV	NIA	Sierra Health Services, Inc.	Ownership	100.000	UnitedHealth Group Incorporated	
		00000	88-0245121				OneNet PPO, LLC	MD	NIA	UnitedHealthcare Insurance Company	Ownership	100.000	UnitedHealth Group Incorporated	
.0707	UnitedHealth Group Incorporated	96940	52-2129786				Optimum Choice, Inc.	MD	IA	United HealthCare Services, Inc.	Ownership	100.000	UnitedHealth Group Incorporated	
		00000	52-1518174				Optum (Argentina) SRL	ARG	NIA	Ingenix Innovus (Netherlands) B.V.	Ownership	90.000	UnitedHealth Group Incorporated	
		00000					Optum (Argentina) SRL	ARG	NIA	ScriptSwitch Holdings Limited	Ownership	10.000	UnitedHealth Group Incorporated	
		00000					Optum (France) SAS	FRA	NIA	Ingenix Innovus (Netherlands) B.V.	Ownership	100.000	UnitedHealth Group Incorporated	
		00000					Optum (Spain), S.A.U.	ESP	NIA	Ingenix Innovus (Netherlands) B.V.	Ownership	100.000	UnitedHealth Group Incorporated	
		00000	47-0858534				Optum Bank, Inc.	UT	NIA	OptumHealth Financial Services, Inc.	Ownership	100.000	UnitedHealth Group Incorporated	
		00000	45-3142512				Optum Clinical Services, Inc.	DE	NIA	Collaborative Care Holdings, LLC	Ownership	100.000	UnitedHealth Group Incorporated	
		00000	04-3574101				Optum Government Solutions, Inc.	DE	NIA	OptumInsight, Inc.	Ownership	100.000	UnitedHealth Group Incorporated	
		00000	46-1615964				Optum Labs, Inc.	DE	NIA	Optum, Inc.	Ownership	100.000	UnitedHealth Group Incorporated	
		00000	20-4581265				Optum Public Sector Solutions, Inc.	DE	NIA	OptumInsight, Inc.	Ownership	100.000	UnitedHealth Group Incorporated	
		00000	45-4683454				Optum Services, Inc.	DE	NIA	Optum, Inc.	Ownership	100.000	UnitedHealth Group Incorporated	
		00000	30-0580620	3119994			Optum, Inc.	DE	NIA	United HealthCare Services, Inc.	Ownership	100.000	UnitedHealth Group Incorporated	
		00000	41-1591944				OptumHealth Care Solutions, Inc.	MN	NIA	OptumHealth Holdings, LLC	Ownership	100.000	UnitedHealth Group Incorporated	
		00000	47-0858530				OptumHealth Financial Services, Inc.	DE	NIA	OptumHealth Holdings, LLC	Ownership	100.000	UnitedHealth Group Incorporated	
		00000					OptumHealth Holdings, LLC	DE	NIA	Optum, Inc.	Ownership	100.000	UnitedHealth Group Incorporated	
		00000					OptumHealth International B.V.	NLD	NIA	Optum, Inc.	Ownership	100.000	UnitedHealth Group Incorporated	
		00000					OptumInsight (Canada) Inc.	CAN	NIA	OptumInsight, Inc.	Ownership	100.000	UnitedHealth Group Incorporated	
		00000					OptumInsight (Deutschland) GmbH	DEU	NIA	Ingenix Innovus (Netherlands) B.V.	Ownership	100.000	UnitedHealth Group Incorporated	
		00000					OptumInsight (Singapore) Pte. Ltd.	SGP	NIA	OptumInsight, Inc.	Ownership	100.000	UnitedHealth Group Incorporated	
		00000					OptumInsight (Sweden) AB	SWE	NIA	Ingenix Innovus (Netherlands) B.V.	Ownership	100.000	UnitedHealth Group Incorporated	
		00000					OptumInsight Holdings, LLC	DE	NIA	Optum, Inc.	Ownership	100.000	UnitedHealth Group Incorporated	
		00000					OptumInsight Italy S.r.l.	ITA	NIA	Ingenix Innovus (Netherlands) B.V.	Ownership	100.000	UnitedHealth Group Incorporated	
		00000					OptumInsight Korea LLC	KOR	NIA	Optum, Inc.	Ownership	100.000	UnitedHealth Group Incorporated	
		00000	04-3383745				OptumInsight Life Sciences, Inc.	DE	NIA	OptumInsight, Inc.	Ownership	100.000	UnitedHealth Group Incorporated	
		00000					OptumInsight Poland sp. z.o.o.	POL	NIA	Ingenix Innovus (Netherlands) B.V.	Ownership	99.000	UnitedHealth Group Incorporated	
		00000					OptumInsight Poland sp. z.o.o.	POL	NIA	OptumInsight, Inc.	Ownership	1.000	UnitedHealth Group Incorporated	
		00000	41-1858498				OptumInsight, Inc.	DE	NIA	OptumInsight Holdings, LLC	Ownership	100.000	UnitedHealth Group Incorporated	
		00000					OptumRx Holdings, LLC	DE	NIA	Optum, Inc.	Ownership	100.000	UnitedHealth Group Incorporated	
		00000	20-0151096				OptumRx NY IPA, Inc.	NY	NIA	OptumRx, Inc.	Ownership	100.000	UnitedHealth Group Incorporated	
		00000	33-0441200				OptumRx, Inc.	CA	NIA	OptumRx Holdings, LLC	Ownership	100.000	UnitedHealth Group Incorporated	
		00000					Orion Participações e Administração Ltda. S.A.	BRA	NIA	Amil Assistência Médica Internacional S.A.	Ownership	100.000	UnitedHealth Group Incorporated	
		00000					Orion Participações e Administração Ltda.	BRA	NIA	Amico Saúde Ltda.	Ownership		UnitedHealth Group Incorporated	
		00000	41-1921007				Ovations, Inc.	DE	NIA	United HealthCare Services, Inc.	Ownership	100.000	UnitedHealth Group Incorporated	
		00000	06-1587795				Oxford Benefit Management, Inc.	CT	NIA	Oxford Health Plans LLC	Ownership	100.000	UnitedHealth Group Incorporated	
.0707	UnitedHealth Group Incorporated	78026	22-2797560				Oxford Health Insurance, Inc.	NY	IA	Oxford Health Plans (NY), Inc.	Ownership	100.000	UnitedHealth Group Incorporated	
.0707	UnitedHealth Group Incorporated	96798	06-1181201				Oxford Health Plans (CT), Inc.	CT	IA	Oxford Health Plans LLC	Ownership	100.000	UnitedHealth Group Incorporated	
.0707	UnitedHealth Group Incorporated	95506	22-2745725				Oxford Health Plans (NJ), Inc.	NJ	IA	Oxford Health Plans LLC	Ownership	100.000	UnitedHealth Group Incorporated	

41.4

SCHEDULE Y
PART 1A - DETAIL OF INSURANCE HOLDING COMPANY SYSTEM

1	2	3	4	5	6	7	8	9	10	11	12	13	14	15
Group Code	Group Name	NAIC Company Code	Federal ID Number	Federal RSSD	CIK	Name of Securities Exchange if Publicly Traded (U.S. or International)	Names of Parent, Subsidiaries Or Affiliates	Domiciliary Location	Relationship to Reporting Entity	Directly Controlled by (Name of Entity/Person)	Type of Control (Ownership, Board, Management, Attorney-in-Fact, Influence, Other)	If Control is Ownership Provide Percentage	Ultimate Controlling Entity(ies)/Person(s)	*
...0707	UnitedHealth Group Incorporated	95479	06-1181200				Oxford Health Plans (NY), Inc.	..NY	..IA	Oxford Health Plans LLC	Ownership	100.000	UnitedHealth Group Incorporated	
		00000	52-2443751				Oxford Health Plans LLC	..DE	..NIA	UnitedHealth Group Incorporated	Ownership	100.000	UnitedHealth Group Incorporated	
...0707	UnitedHealth Group Incorporated	70785	35-1137395				PacifiCare Life and Health Insurance Company	..IN	..IA	United HealthCare Services, Inc.	Ownership	100.000	UnitedHealth Group Incorporated	
...0707	UnitedHealth Group Incorporated	84506	95-2829463				PacifiCare Life Assurance Company	..CO	..IA	United HealthCare Services, Inc.	Ownership	100.000	UnitedHealth Group Incorporated	
...0707	UnitedHealth Group Incorporated	95617	94-3267522				PacifiCare of Arizona, Inc.	..AZ	..IA	United HealthCare Services, Inc.	Ownership	100.000	UnitedHealth Group Incorporated	
...0707	UnitedHealth Group Incorporated	95434	84-1011378				PacifiCare of Colorado, Inc.	..CO	..IA	United HealthCare Services, Inc.	Ownership	100.000	UnitedHealth Group Incorporated	
...0707	UnitedHealth Group Incorporated	95685	86-0875231				PacifiCare of Nevada, Inc.	..NV	..IA	United HealthCare Services, Inc.	Ownership	100.000	UnitedHealth Group Incorporated	
		00000	33-0861832				Paularino Third Party Administrators, Inc.	..CA	..NIA	For Health, Inc.	Ownership	100.000	UnitedHealth Group Incorporated	
		00000	62-1451147				Payment Resolution Services, LLC	..TN	..NIA	OptumInsight, Inc.	Ownership	100.000	UnitedHealth Group Incorporated	
		00000					Personal Performance Consultants India Private Limited	..IND	..NIA	OptumHealth International B.V.	Ownership	99.996	UnitedHealth Group Incorporated	
		00000					Personal Performance Consultants India Private Limited	..IND	..NIA	United Behavioral Health	Ownership	0.004	UnitedHealth Group Incorporated	
		00000					Personal Performance Consultants UK Limited	..GBR	..NIA	PPC International, L.L.C.	Ownership	100.000	UnitedHealth Group Incorporated	
		00000	80-0506053				PHC Holdings of Florida, Inc.	..TX	..NIA	PHC Subsidiary Holdings, LLC	Ownership	100.000	UnitedHealth Group Incorporated	
		00000	35-2288416				PHC Subsidiary Holdings, LLC	..TX	..NIA	United HealthCare Services, Inc.	Ownership	100.000	UnitedHealth Group Incorporated	
		00000	80-0654665				Physician Care Partners, Inc.	..IL	..NIA	North American Medical Management - Illinois, Inc.	Ownership	100.000	UnitedHealth Group Incorporated	
...0707	UnitedHealth Group Incorporated	13160	45-0571407				Physicians Health Choice of Arkansas, Inc.	..AR	..IA	PHC Subsidiary Holdings, LLC	Ownership	100.000	UnitedHealth Group Incorporated	
...0707	UnitedHealth Group Incorporated	12977	32-0191973				Physicians Health Choice of New Mexico, Inc.	..NM	..IA	PHC Subsidiary Holdings, LLC	Ownership	100.000	UnitedHealth Group Incorporated	
...0707	UnitedHealth Group Incorporated	11494	04-3677255				Physicians Health Choice of Texas, LLC	..TX	..IA	PHC Subsidiary Holdings, LLC	Ownership	100.000	UnitedHealth Group Incorporated	
		00000	52-1162824				Physicians Health Plan of Maryland, Inc.	..MD	..NIA	United HealthCare Services, Inc.	Ownership	100.000	UnitedHealth Group Incorporated	
		00000	36-4375169	3886791			Picis, Inc.	..DE	..NIA	OptumInsight, Inc.	Ownership	100.000	UnitedHealth Group Incorporated	
		00000					Picis, Ltd.	..GBR	..NIA	Picis, Inc.	Ownership	100.000	UnitedHealth Group Incorporated	
		00000	98-1083164				Polar II Fundo de Investimento em Participações	..BRA	..NIA	UnitedHealthcare International IV S.á.r.l.	Ownership	100.000	UnitedHealth Group Incorporated	
		00000					Positive People Company	..CHN	..NIA	PPC International, L.L.C.	Ownership	100.000	UnitedHealth Group Incorporated	
		00000	20-2149493				PPC International II, LLC	..MO	..NIA	United Behavioral Health	Ownership	100.000	UnitedHealth Group Incorporated	
		00000	43-1747235				PPC International, L.L.C.	..MO	..NIA	Optum, Inc.	Ownership	100.000	UnitedHealth Group Incorporated	
		00000					PPC Worldwide Canada EAP Services Ltd.	..CAN	..NIA	PPC International, L.L.C.	Ownership	100.000	UnitedHealth Group Incorporated	
		00000					PPC Worldwide Pte. Ltd.	..SGP	..NIA	International Psychological Services Pty Limited	Ownership	100.000	UnitedHealth Group Incorporated	
		00000					PPC Worldwide Pty Ltd	..AUS	..NIA	Personal Performance Consultants UK Limited	Ownership	100.000	UnitedHealth Group Incorporated	
		00000	75-2741619				ppoONE, Inc.	..DE	..NIA	United HealthCare Services, Inc.	Ownership	100.000	UnitedHealth Group Incorporated	
		00000	65-0683927				Preferred Care Partners Holding, Corp.	..FL	..NIA	United HealthCare Services, Inc.	Ownership	100.000	UnitedHealth Group Incorporated	
		00000	26-1845018				Preferred Care Partners Medical Group, Inc.	..FL	..NIA	Preferred Care Partners Holding, Corp.	Ownership	100.000	UnitedHealth Group Incorporated	
		00000	26-1845018				Preferred Care Partners Medical Group, Inc.	..FL	..NIA	Preferred Care Partners Holding, Corp.	Ownership	100.000	UnitedHealth Group Incorporated	
...0707	UnitedHealth Group Incorporated	11176	65-0885893				Preferred Care Partners, Inc.	..FL	..IA	Preferred Care Partners Holding, Corp.	Ownership	100.000	UnitedHealth Group Incorporated	
		00000	75-3265059				Premier Choice ACO, Inc.	..CA	..NIA	PrimeCare Medical Network, Inc.	Ownership	100.000	UnitedHealth Group Incorporated	
		00000	75-3265056				Prime Community Care of Central Valley, Inc.	..CA	..NIA	PrimeCare Medical Network, Inc.	Ownership	100.000	UnitedHealth Group Incorporated	
		00000	88-0253112				Prime Health, Inc.	..NV	..NIA	Sierra Health Services, Inc.	Ownership	100.000	UnitedHealth Group Incorporated	
		00000	33-0607478				PrimeCare Medical Network, Inc.	..CA	..NIA	NAAM Holdings, Inc.	Ownership	100.000	UnitedHealth Group Incorporated	

41.5

ANNUAL STATEMENT FOR THE YEAR 2012 OF THE UnitedHealthcare of Ohio, Inc.

SCHEDULE Y
PART 1A - DETAIL OF INSURANCE HOLDING COMPANY SYSTEM

1	2	3	4	5	6	7	8	9	10	11	12	13	14	15
Group Code	Group Name	NAIC Company Code	Federal ID Number	Federal RSSD	CIK	Name of Securities Exchange if Publicly Traded (U.S. or International)	Names of Parent, Subsidiaries Or Affiliates	Domiciliary Location	Relationship to Reporting Entity	Directly Controlled by (Name of Entity/Person)	Type of Control (Ownership, Board, Management, Attorney-in-Fact, Influence, Other)	If Control is Ownership Provide Percentage	Ultimate Controlling Entity(ies)/Person(s)	*
		.00000	75-3265058				PrimeCare of Banning-Beaumont, Inc.	CA	NIA	PrimeCare Medical Network, Inc.	Ownership	100.000	UnitedHealth Group Incorporated	
		.00000	87-0757397				PrimeCare of Citrus Valley, Inc.	CA	NIA	PrimeCare Medical Network, Inc.	Ownership	80.000	UnitedHealth Group Incorporated	4
		.00000	33-0674407				PrimeCare of Corona, Inc.	CA	NIA	PrimeCare Medical Network, Inc.	Ownership	100.000	UnitedHealth Group Incorporated	
		.00000	33-0674401				PrimeCare of Hemet Valley, Inc.	CA	NIA	PrimeCare Medical Network, Inc.	Ownership	100.000	UnitedHealth Group Incorporated	
		.00000	33-0674408				PrimeCare of Inland Valley, Inc.	CA	NIA	PrimeCare Medical Network, Inc.	Ownership	100.000	UnitedHealth Group Incorporated	
		.00000	33-0674402				PrimeCare of Moreno Valley, Inc.	CA	NIA	PrimeCare Medical Network, Inc.	Ownership	100.000	UnitedHealth Group Incorporated	
		.00000	75-3265060				PrimeCare of Pomona Valley, Inc.	CA	NIA	PrimeCare Medical Network, Inc.	Ownership	100.000	UnitedHealth Group Incorporated	
		.00000	33-0674400				PrimeCare of Redlands, Inc.	CA	NIA	PrimeCare Medical Network, Inc.	Ownership	100.000	UnitedHealth Group Incorporated	
		.00000	33-0674404				PrimeCare of Riverside, Inc.	CA	NIA	PrimeCare Medical Network, Inc.	Ownership	100.000	UnitedHealth Group Incorporated	
		.00000	14-1915328				PrimeCare of San Bernardino, Inc.	CA	NIA	PrimeCare Medical Network, Inc.	Ownership	100.000	UnitedHealth Group Incorporated	
		.00000	33-0698439				PrimeCare of Sun City, Inc.	CA	NIA	PrimeCare Medical Network, Inc.	Ownership	100.000	UnitedHealth Group Incorporated	
		.00000	33-0674409				PrimeCare of Temecula, Inc.	CA	NIA	PrimeCare Medical Network, Inc.	Ownership	100.000	UnitedHealth Group Incorporated	
		.00000	39-1579905				Processworks, Inc.	WI	NIA	UnitedHealthcare, Inc.	Ownership	100.000	UnitedHealth Group Incorporated	
		.00000					Promarket Propaganda e Marketing Ltda.	BRA	NIA	Amil Assistência Médica Internacional S.A.	Ownership	99.792	UnitedHealth Group Incorporated	
		.00000					Promarket Propaganda e Marketing Ltda.	BRA	NIA	Amico Saúde Ltda.	Ownership	0.208	UnitedHealth Group Incorporated	
		.00000					QSSI Technologies India Private Limited	IND	NIA	Quality Software Services, Inc.	Ownership	99.900	UnitedHealth Group Incorporated	2
		.00000	52-2016292				Quality Software Services, Inc.	MD	NIA	OptumInsight, Inc.	Ownership	100.000	UnitedHealth Group Incorporated	
		.00000	26-3168754				R&H Family Fitness Unlimited LLC	TX	NIA	WellMed Medical Management, Inc.	Ownership	100.000	UnitedHealth Group Incorporated	
		.00000					Savvysherpa Asia, Inc.	PHL	NIA	UnitedHealth Group International B.V.	Ownership	100.000	UnitedHealth Group Incorporated	
		.00000					Savvysherpa Asia, LLC	MN	NIA	United HealthCare Services, Inc.	Ownership	100.000	UnitedHealth Group Incorporated	
		.00000					ScriptSwitch Holdings Limited	GBR	NIA	Ingenix UK Holdings Limited	Ownership	100.000	UnitedHealth Group Incorporated	
		.00000					ScriptSwitch Limited	GBR	NIA	ScriptSwitch Holdings Limited	Ownership	100.000	UnitedHealth Group Incorporated	
		.00000					Senior Care Partners, Inc.	IL	NIA	North American Medical Management - Illinois, Inc.	Ownership	100.000	UnitedHealth Group Incorporated	
.0707	UnitedHealth Group Incorporated	.71420	94-0734860				Sierra Health and Life Insurance Company, Inc.	CA	IA	Sierra Health Services, Inc.	Ownership	100.000	UnitedHealth Group Incorporated	
		.00000	88-0200415				Sierra Health Services, Inc.	NV	NIA	UnitedHealthcare, Inc.	Ownership	100.000	UnitedHealth Group Incorporated	
		.00000	88-0254322				Sierra Health-Care Options, Inc.	NV	NIA	Sierra Health Services, Inc.	Ownership	100.000	UnitedHealth Group Incorporated	
		.00000	88-0385705				Sierra Home Medical Products, Inc.	NV	NIA	Sierra Health Services, Inc.	Ownership	100.000	UnitedHealth Group Incorporated	
		.00000	88-0264562				Sierra Nevada Administrators, Inc.	NV	NIA	Sierra Health Services, Inc.	Ownership	100.000	UnitedHealth Group Incorporated	
		.00000	88-0201420				Southwest Medical Associates, Inc.	NV	NIA	Sierra Health Services, Inc.	Ownership	100.000	UnitedHealth Group Incorporated	
		.00000	38-2609888				Southwest Michigan Health Network Inc.	MI	NIA	UnitedHealthcare, Inc.	Ownership	100.000	UnitedHealth Group Incorporated	
		.00000	41-1921983				Specialty Benefits, LLC	DE	NIA	United HealthCare Services, Inc.	Ownership	100.000	UnitedHealth Group Incorporated	
		.00000	71-0886811				Spectera of New York, IPA, Inc.	NY	NIA	Spectera, Inc.	Ownership	100.000	UnitedHealth Group Incorporated	
		.00000	52-1260282				Spectera, Inc.	MD	NIA	Specialty Benefits, LLC	Ownership	100.000	UnitedHealth Group Incorporated	
		.00000	56-1970224				The Lewin Group, Inc.	NC	NIA	Optum Public Sector Solutions, Inc.	Ownership	100.000	UnitedHealth Group Incorporated	
		.00000	25-1825549				Three Rivers Holdings, Inc.	DE	NIA	AmeriChoice Corporation	Ownership	100.000	UnitedHealth Group Incorporated	
		.00000	52-1431155				Travel Express Incorporated	MD	NIA	FrontierMEDEX, Inc.	Ownership	100.000	UnitedHealth Group Incorporated	
		.00000	94-3077084				U.S. Behavioral Health Plan, California	CA	IA	United Behavioral Health	Ownership	100.000	UnitedHealth Group Incorporated	
		.00000	41-1913059				UHC International Services, Inc.	DE	NIA	UnitedHealth Group Incorporated	Ownership	100.000	UnitedHealth Group Incorporated	
		.00000	95-2931460				UHC of California	CA	IA	United HealthCare Services, Inc.	Ownership	100.000	UnitedHealth Group Incorporated	
		.00000	41-1921008				UHC Holdings, Inc.	DE	NIA	United HealthCare Services, Inc.	Ownership	100.000	UnitedHealth Group Incorporated	
		.00000	14-1892398				Ultima Rx, LLC	FL	NIA	United HealthCare Services, Inc.	Ownership	100.000	UnitedHealth Group Incorporated	
		.00000	75-2788811				UMR Care Management, LLLP	DE	NIA	United HealthCare Services, Inc.	Ownership	99.000	UnitedHealth Group Incorporated	6
		.00000	75-2788811				UMR Care Management, LLLP	DE	NIA	UMR, Inc.	Ownership	1.000	UnitedHealth Group Incorporated	6
		.00000	39-1995276				UMR, Inc.	DE	NIA	United HealthCare Services, Inc.	Ownership	100.000	UnitedHealth Group Incorporated	
.0707	UnitedHealth Group Incorporated	.91529	52-1996029				Unimerica Insurance Company	WI	IA	OptumHealth Holdings, LLC	Ownership	100.000	UnitedHealth Group Incorporated	
		.11596	01-0637149				Unimerica Life Insurance Company of New York	NY	IA	UnitedHealthcare Insurance Company	Ownership	100.000	UnitedHealth Group Incorporated	
.0707	UnitedHealth Group Incorporated	.00000	25-1877716				Unison Administrative Services, LLC	PA	NIA	Three Rivers Holdings, Inc.	Ownership	100.000	UnitedHealth Group Incorporated	

41.6

ANNUAL STATEMENT FOR THE YEAR 2012 OF THE UnitedHealthcare of Ohio, Inc.

SCHEDULE Y

PART 1A - DETAIL OF INSURANCE HOLDING COMPANY SYSTEM

1	2	3	4	5	6	7	8	9	10	11	12	13	14	15
Group Code	Group Name	NAIC Company Code	Federal ID Number	Federal RSSD	CIK	Name of Securities Exchange if Publicly Traded (U.S. or International)	Names of Parent, Subsidiaries Or Affiliates	Domiciliary Location	Relationship to Reporting Entity	Directly Controlled by (Name of Entity/Person)	Type of Control (Ownership, Board, Management, Attorney-in-Fact, Influence, Other)	If Control is Ownership Provide Percentage	Ultimate Controlling Entity(ies)/Person(s)	*
		00000	20-5917714				Unison Health Plan of Delaware, Inc.	.DE	IA	Three Rivers Holdings, Inc.	Ownership	100.000	UnitedHealth Group Incorporated	
0707	UnitedHealth Group Incorporated	13032	26-0651931				Unison Health Plan of the Capital Area, Inc.	.DC	IA	Three Rivers Holdings, Inc.	Ownership	100.000	UnitedHealth Group Incorporated	
		00000	94-2649097				United Behavioral Health	.CA	NIA	OptumHealth Holdings, LLC	Ownership	100.000	UnitedHealth Group Incorporated	
		00000	41-1868911				United Behavioral Health of New York, I.P.A., Inc.	.NY	NIA	United Behavioral Health	Ownership	100.000	UnitedHealth Group Incorporated	
		00000	41-1941615				United Health Foundation	.MN	NIA	UnitedHealth Group Incorporated	Ownership	100.000	UnitedHealth Group Incorporated	
		00000	41-1289245	3410132			United HealthCare Services, Inc.	.MN	UDP	UnitedHealth Group Incorporated	Ownership	100.000	UnitedHealth Group Incorporated	
		00000	30-0318238				United Resource Networks IPA of New York, Inc.	.NY	NIA	OptumHealth Care Solutions, Inc.	Ownership	100.000	UnitedHealth Group Incorporated	
		00000	01-0538317				UnitedHealth Advisors, LLC	.ME	NIA	United HealthCare Services, Inc.	Ownership	100.000	UnitedHealth Group Incorporated	
		00000					UnitedHealth Group Global Healthcare Services Limited	.JRL	NIA	United HealthCare Services, Inc.	Ownership	100.000	UnitedHealth Group Incorporated	
		00000				New York Stock Exchange	UnitedHealth Group Global Services, Inc.	.PHL	NIA	UnitedHealth Group International B.V.	Ownership	100.000	UnitedHealth Group Incorporated	
		00000	41-1321939		0000731766		UnitedHealth Group Incorporated	.MN	UIP					
		00000					UnitedHealth Group Information Services Private Limited	.IND	NIA	UnitedHealth Group International B.V.	Ownership	99.370	UnitedHealth Group Incorporated	
		00000					UnitedHealth Group Information Services Private Limited	.IND	NIA	UnitedHealth International, Inc.	Ownership	0.630	UnitedHealth Group Incorporated	
		00000					UnitedHealth Group International B.V.	.NLD	NIA	UnitedHealth Group Incorporated	Ownership	100.000	UnitedHealth Group Incorporated	
		00000					UnitedHealth Group International GP	.CYM	NIA	UnitedHealth Group Incorporated	Ownership	100.000	UnitedHealth Group Incorporated	
		00000					UnitedHealth Group International L.P.	.CYM	NIA	UnitedHealth Group Incorporated	Ownership	92.970	UnitedHealth Group Incorporated	7
		00000					UnitedHealth Group International L.P.	.CYM	NIA	FMG Holdings, LLC	Ownership	4.400	UnitedHealth Group Incorporated	7
		00000					UnitedHealthcare International LATAM Corporation	.CYM	NIA		Ownership	2.300	UnitedHealth Group Incorporated	7
		00000					UnitedHealth Group International L.P.	.CYM	NIA	Hygeia Corporation	Ownership	0.330	UnitedHealth Group Incorporated	7
		00000					UnitedHealth Group Ventures, LLC	.DE	NIA	UnitedHealth Group Incorporated	Ownership	100.000	UnitedHealth Group Incorporated	
		00000	41-1917398				UnitedHealth International, Inc.	.DE	NIA	UnitedHealth Group Incorporated	Ownership	100.000	UnitedHealth Group Incorporated	
		00000	26-2574977				UnitedHealth Military & Veterans Services, LLC	.DE	NIA	United HealthCare Services, Inc.	Ownership	100.000	UnitedHealth Group Incorporated	
0707	UnitedHealth Group Incorporated	00000					UnitedHealth UK Limited	.GBR	NIA	Ingenix UK Holdings Limited	Ownership	100.000	UnitedHealth Group Incorporated	
		95174	33-0115163				UnitedHealthcare Benefits of Texas, Inc.	.TX	IA	United HealthCare Services, Inc.	Ownership	100.000	UnitedHealth Group Incorporated	
0707	UnitedHealth Group Incorporated	12323	56-2451429				UnitedHealthcare Community Plan of Ohio, Inc.	.OH	IA	Three Rivers Holdings, Inc.	Ownership	100.000	UnitedHealth Group Incorporated	
0707	UnitedHealth Group Incorporated	11141	91-2008361				UnitedHealthcare Community Plan of Texas, L.L.C.	.TX	IA	Ovations, Inc.	Ownership	100.000	UnitedHealth Group Incorporated	
0707	UnitedHealth Group Incorporated	95467	38-3204052				UnitedHealthcare Community Plan, Inc.	.MI	IA	AmeriChoice Corporation	Ownership	100.000	UnitedHealth Group Incorporated	
		00000					UnitedHealthcare India Private Limited	.IND	NIA	UnitedHealthcare International II, B.V.	Ownership	99.995	UnitedHealth Group Incorporated	
		00000					UnitedHealthcare India Private Limited	.IND	NIA	UnitedHealth International, Inc.	Ownership	0.005	UnitedHealth Group Incorporated	
0707	UnitedHealth Group Incorporated	79413	36-2739571				UnitedHealthcare Insurance Company	.CT	IA	UHC Holdings, Inc.	Ownership	100.000	UnitedHealth Group Incorporated	
0707	UnitedHealth Group Incorporated	60318	36-3800349				UnitedHealthcare Insurance Company of Illinois	.IL	IA	UnitedHealthcare Insurance Company	Ownership	100.000	UnitedHealth Group Incorporated	
0707	UnitedHealth Group Incorporated	60093	11-3283886				UnitedHealthcare Insurance Company of New York	.NY	IA	UnitedHealthcare Insurance Company	Ownership	100.000	UnitedHealth Group Incorporated	
0707	UnitedHealth Group Incorporated	12231	20-1902768				UnitedHealthcare Insurance Company of the River Valley	.IL	IA	UnitedHealthcare Services Company of the River Valley, Inc.	Ownership	100.000	UnitedHealth Group Incorporated	
		00000	41-1988797				UnitedHealthcare International Asia, LLC	.DE	NIA	UnitedHealth Group Incorporated	Ownership	100.000	UnitedHealth Group Incorporated	
		00000					UnitedHealthcare International I S.a.r.l.	.LUX	NIA	UnitedHealth Group International L.P.	Ownership	100.000	UnitedHealth Group Incorporated	
		00000					UnitedHealthcare International I, B.V.	.NLD	NIA	UnitedHealth Group International L.P.	Ownership	75.760	UnitedHealth Group Incorporated	
		00000					UnitedHealthcare International I, B.V.	.NLD	NIA	UnitedHealth Group International B.V.	Ownership	24.240	UnitedHealth Group Incorporated	

41.7

ANNUAL STATEMENT FOR THE YEAR 2012 OF THE UnitedHealthcare of Ohio, Inc.

SCHEDULE Y

PART 1A - DETAIL OF INSURANCE HOLDING COMPANY SYSTEM

1	2	3	4	5	6	7	8	9	10	11	12	13	14	15
Group Code	Group Name	NAIC Company Code	Federal ID Number	Federal RSSD	CIK	Name of Securities Exchange if Publicly Traded (U.S. or International)	Names of Parent, Subsidiaries Or Affiliates	Domiciliary Location	Relationship to Reporting Entity	Directly Controlled by (Name of Entity/Person)	Type of Control (Ownership, Board, Management, Attorney-in-Fact, Influence, Other)	If Control is Ownership Provide Percentage	Ultimate Controlling Entity(ies)/Person(s)	*
		.00000					UnitedHealthcare International II S.á.r.l.	LUX	NIA	UnitedHealthcare International I S.á.r.l.	Ownership	100.000	UnitedHealth Group Incorporated	
		.00000					UnitedHealthcare International II, B.V.	NLD	NIA	UnitedHealth Group International B.V.	Ownership	100.000	UnitedHealth Group Incorporated	
		.00000					UnitedHealthcare International IV S.á.r.l.	LUX	NIA	UnitedHealthcare International II S.á.r.l.	Ownership	100.000	UnitedHealth Group Incorporated	
		.00000					UnitedHealthcare International LATAM Corporation	DE	NIA	UnitedHealth Group Incorporated	Ownership	100.000	UnitedHealth Group Incorporated	
.0707	UnitedHealth Group Incorporated	.95784	99-0382287				UnitedHealthcare of Alabama, Inc.	AL	IA	UnitedHealthcare, Inc.	Ownership	100.000	UnitedHealth Group Incorporated	
.0707	UnitedHealth Group Incorporated	.96016	63-0899562				UnitedHealthcare of Arizona, Inc.	AZ	IA	UnitedHealthcare, Inc.	Ownership	100.000	UnitedHealth Group Incorporated	
.0707	UnitedHealth Group Incorporated	.95446	86-0507074				UnitedHealthcare of Arkansas, Inc.	AR	IA	UnitedHealthcare, Inc.	Ownership	100.000	UnitedHealth Group Incorporated	
.0707	UnitedHealth Group Incorporated	.95090	63-1036819				UnitedHealthcare of Colorado, Inc.	CO	IA	UnitedHealthcare, Inc.	Ownership	100.000	UnitedHealth Group Incorporated	
.0707	UnitedHealth Group Incorporated	.95264	84-1004639				UnitedHealthcare of Florida, Inc.	FL	IA	UnitedHealthcare, Inc.	Ownership	100.000	UnitedHealth Group Incorporated	
.0707	UnitedHealth Group Incorporated	.95850	59-1293865				UnitedHealthcare of Georgia, Inc.	GA	IA	UnitedHealthcare, Inc.	Ownership	100.000	UnitedHealth Group Incorporated	
.0707	UnitedHealth Group Incorporated	.95776	58-1653544				UnitedHealthcare of Illinois, Inc.	IL	IA	UnitedHealthcare, Inc.	Ownership	100.000	UnitedHealth Group Incorporated	
.0707	UnitedHealth Group Incorporated	.96644	36-3280214				UnitedHealthcare of Kentucky, Ltd.	KY	IA	UnitedHealthCare Services, Inc.	Ownership	94.180	UnitedHealth Group Incorporated	B
.0707	UnitedHealth Group Incorporated	.96644	62-1240316				UnitedHealthcare of Kentucky, Ltd.	KY	IA	UnitedHealthcare, Inc.	Ownership	5.820	UnitedHealth Group Incorporated	B
.0707	UnitedHealth Group Incorporated	.95833	62-1240316				UnitedHealthcare of Louisiana, Inc.	LA	IA	UnitedHealthcare, Inc.	Ownership	100.000	UnitedHealth Group Incorporated	
.0707	UnitedHealth Group Incorporated	.95716	72-1074008				UnitedHealthcare of Mississippi, Inc.	MS	IA	UnitedHealthcare, Inc.	Ownership	100.000	UnitedHealth Group Incorporated	
.0707	UnitedHealth Group Incorporated	.95149	63-1036817				UnitedHealthcare of New England, Inc.	RI	IA	United HealthCare Services, Inc.	Ownership	100.000	UnitedHealth Group Incorporated	
.0707	UnitedHealth Group Incorporated	.13214	05-0413469				UnitedHealthcare of New Mexico, Inc.	NM	IA	UnitedHealthcare Insurance Company	Ownership	100.000	UnitedHealth Group Incorporated	
.0707	UnitedHealth Group Incorporated	.95085	26-2697886				UnitedHealthcare of New York, Inc.	NY	IA	AmeriChoice Corporation	Ownership	100.000	UnitedHealth Group Incorporated	
.0707	UnitedHealth Group Incorporated	.95103	06-1172891				UnitedHealthcare of North Carolina, Inc.	NC	IA	UnitedHealthcare, Inc.	Ownership	100.000	UnitedHealth Group Incorporated	
.0707	UnitedHealth Group Incorporated	.95186	56-1461010				UnitedHealthcare of Ohio, Inc.	OH	IA	United HealthCare Services, Inc.	Ownership	100.000	UnitedHealth Group Incorporated	
.0707	UnitedHealth Group Incorporated	.96903	31-1142815				UnitedHealthcare of Oklahoma, Inc.	OK	IA	United HealthCare Services, Inc.	Ownership	100.000	UnitedHealth Group Incorporated	
.0707	UnitedHealth Group Incorporated	.95893	33-0115166				UnitedHealthcare of Oregon, Inc.	OR	IA	United HealthCare Services, Inc.	Ownership	100.000	UnitedHealth Group Incorporated	
.0707	UnitedHealth Group Incorporated	.95220	93-0938819				UnitedHealthcare of Pennsylvania, Inc.	PA	IA	Three Rivers Holdings, Inc.	Ownership	100.000	UnitedHealth Group Incorporated	
.0707	UnitedHealth Group Incorporated	.11775	25-1756858				UnitedHealthcare of South Carolina, Inc.	SC	IA	Three Rivers Holdings, Inc.	Ownership	100.000	UnitedHealth Group Incorporated	
.0707	UnitedHealth Group Incorporated	.95765	32-0062883				UnitedHealthcare of Texas, Inc.	TX	IA	UnitedHealthcare, Inc.	Ownership	100.000	UnitedHealth Group Incorporated	
.0707	UnitedHealth Group Incorporated	.95025	95-3939697				UnitedHealthcare of the Mid-Atlantic, Inc.	MD	IA	UnitedHealthcare, Inc.	Ownership	100.000	UnitedHealth Group Incorporated	
.0707	UnitedHealth Group Incorporated	.95591	52-1130183				UnitedHealthcare of the Midlands, Inc.	NE	IA	UnitedHealthcare, Inc.	Ownership	100.000	UnitedHealth Group Incorporated	
.0707	UnitedHealth Group Incorporated	.96385	47-0676824				UnitedHealthcare of the Midwest, Inc.	MO	IA	UnitedHealthcare, Inc.	Ownership	100.000	UnitedHealth Group Incorporated	
.0707	UnitedHealth Group Incorporated	.95501	43-1361841				UnitedHealthcare of Utah, Inc.	UT	IA	UnitedHealthcare, Inc.	Ownership	100.000	UnitedHealth Group Incorporated	
.0707	UnitedHealth Group Incorporated	.48038	41-1488563				UnitedHealthcare of Washington, Inc.	WA	IA	United HealthCare Services, Inc.	Ownership	100.000	UnitedHealth Group Incorporated	
.0707	UnitedHealth Group Incorporated	.95710	91-1312551				UnitedHealthcare of Wisconsin, Inc.	WI	IA	UnitedHealthcare, Inc.	Ownership	100.000	UnitedHealth Group Incorporated	
.0707	UnitedHealth Group Incorporated	.95378	39-1555888				UnitedHealthcare Plan of the River Valley, Inc.	IL	IA	UnitedHealthcare Services Company of the River Valley, Inc.	Ownership	100.000	UnitedHealth Group Incorporated	
		.00000	36-3379945				UnitedHealthcare Service LLC	DE	NIA	UnitedHealthcare Insurance Company	Ownership	100.000	UnitedHealth Group Incorporated	
		.00000	47-0854646				UnitedHealthcare Specialty Benefits, LLC	ME	NIA	Specialty Benefits, LLC	Ownership	100.000	UnitedHealth Group Incorporated	
		.00000	01-0518346				UnitedHealthcare, Inc.	DE	NIA	United HealthCare Services, Inc.	Ownership	100.000	UnitedHealth Group Incorporated	
		.00000	41-1922511				UnitedHealthOne Agency, Inc.	IN	NIA	Golden Rule Financial Corporation	Ownership	100.000	UnitedHealth Group Incorporated	
		.00000	37-0920164				Valley Physicians Network, Inc.	CA	NIA	PrimeCare Medical Network, Inc.	Ownership	100.000	UnitedHealth Group Incorporated	
		.00000	87-0757396				WellMed Medical Management of Florida, Inc.	FL	NIA	WellMed Medical Management, Inc.	Ownership	100.000	UnitedHealth Group Incorporated	
		.00000	74-2797745				WellMed Medical Management, Inc.	TX	NIA	Collaborative Care Holdings, LLC	Ownership	80.000	UnitedHealth Group Incorporated	4
		.00000	74-2786364				Wellness, Inc.	IL	NIA	OptumHealth Care Solutions, Inc.	Ownership	100.000	UnitedHealth Group Incorporated	
		.00000	36-3437660				XLHealth Corporation	MD	NIA	United HealthCare Services, Inc.	Ownership	100.000	UnitedHealth Group Incorporated	
		.00000	52-2102846				XLHealth Corporation India Private Limited	IND	NIA	XLHealth Corporation	Ownership	100.000	UnitedHealth Group Incorporated	

SCHEDULE Y
PART 1A - DETAIL OF INSURANCE HOLDING COMPANY SYSTEM

1	2	3	4	5	6	7	8	9	10	11	12	13	14	15
Group Code	Group Name	NAIC Company Code	Federal ID Number	Federal RSSD	CIK	Name of Securities Exchange if Publicly Traded (U.S. or International)	Names of Parent, Subsidiaries Or Affiliates	Domiciliary Location	Relationship to Reporting Entity	Directly Controlled by (Name of Entity/Person)	Type of Control (Ownership, Board, Management, Attorney-in-Fact, Influence, Other)	If Control is Ownership Provide Percentage	Ultimate Controlling Entity(ies)/Person(s)	*
	00000	11-3764012				Your Health Options Insurance Services, Inc.CA.....NIA.....	PrimeCare Medical Network, Inc.	Ownership.....	..100.000	UnitedHealth Group Incorporated	
	00000	27-0172594				Your Partners in Health Services, Inc.IL.....NIA.....	North American Medical Management - Illinois, Inc.	Ownership.....	..100.000	UnitedHealth Group Incorporated	

Asterisk	Explanation
1	The remaining percent is owned by an officer of Amil.
2	The remaining percent is owned by one or more outside parties.
3	The remaining 1.30196% is owned by Amico Saúde Ltda. and an officer of Amil owns 0.00683%.
4	The remaining percent is owned by a non-affiliated company.
5	The remaining 0.224917% is owned by Amico Saúde Ltda.; 0.094901% by Treasury Shares and 2.4% owned by external shareholders.
6	The general partnership interest of 1.0% is held by UMR, Inc. and the limited partnership interest of 99% is held by United HealthCare Services, Inc.
7	The limited partners include FMG Holdings, LLC (4.40%), UnitedHealthcare International LATAM Corporation (2.3%), Hygeia Corporation (DE) (0.33%) and UnitedHealth Group Incorporated (92.97%). The general partner is UnitedHealth Group International GP.
8	The general partnership interest of 89.77% is held by United HealthCare Services, Inc. (UHS) and 10.23% is held by UnitedHealthcare, Inc. (UHC). UHS also holds 100% of the limited partnership interests. When combining general and limited partner interests, UHS owns 94.18% and UHC owns 5.83%.

SCHEDULE Y

PART 2 - SUMMARY OF INSURER'S TRANSACTIONS WITH ANY AFFILIATES

1	2	3	4	5	6	7	8	9	10	11	12	13
NAIC Company Code	Federal ID Number	Names of Insurers and Parent, Subsidiaries or Affiliates	Shareholder Dividends	Capital Contributions	Purchases, Sales or Exchanges of Loans, Securities, Real Estate, Mortgage Loans or Other Investments	Income/ (Disbursements) Incurred in Connection with Guarantees or Undertakings for the Benefit of any Affiliate(s)	Management Agreements and Service Contracts	Income/ (Disbursements) Incurred Under Reinsurance Agreements	*	Any Other Material Activity Not in the Ordinary Course of the Insurer's Business	Totals	Reinsurance Recoverable/ (Payable) on Losses and/or Reserve Credit Taken/(Liability)
	41-1913523	ACN Group IPA of New York, Inc.					4,680,546				4,680,546	
	27-0015861	ACN Group of California, Inc.	(1,000,000)				7,406,214				6,406,214	
82406	35-1665915	All Savers Insurance Company					(4,222,573)				(4,222,573)	
73130	35-1744596	All Savers Life Insurance Company of California	(1,100,000)				(29,826)				(1,129,826)	
97179	86-0207231	American Medical Security Life Insurance Company	(18,000,000)				16,888,454				(1,111,546)	(13,039)
	54-1743136	AmeriChoice Corporation		(22,500,000)							(22,500,000)	
13178	26-2481299	AmeriChoice of Connecticut, Inc.	(19,500,000)				249,591				(19,250,409)	
13168	26-2688274	AmeriChoice of Georgia, Inc.					1,199				1,199	
95497	22-3368602	AmeriChoice of New Jersey, Inc.	(15,000,000)	22,500,000			(150,172,786)				(142,672,786)	
	86-0813232	Arizona Physicians IPA, Inc.	(10,000,000)								(10,000,000)	
	88-0267857	Behavioral Healthcare Options, Inc.					13,605,841				13,605,841	
12313	20-2412936	Care Improvement Plus of Maryland, Inc.	(7,500,000)				(1,390,996)				(8,890,996)	
12558	45-4976934	Care Improvement Plus of Texas Insurance Company	(30,000,000)				(121,731,757)				(151,731,757)	
12567	20-3888112	Care Improvement Plus South Central Insurance Company					(310,586,982)				(310,586,982)	
14041	27-5038136	Care Improvement Plus Wisconsin Insurance Company		8,605,000			87,245				8,692,245	
11836	13-4247706	Citrus Health Care, Inc.					(3,381,559)				(3,381,559)	
	27-2337487	Collaborative Care Services, Inc.					(27,420)				(27,420)	
	52-1811176	DBP Services of New York IPA, Inc.					36,948,811				36,948,811	
	52-1452809	Dental Benefit Providers of California, Inc.	(15,000,000)				(2,804,111)			(20,998)	(17,825,110)	
52053	36-4008355	Dental Benefit Providers of Illinois, Inc.					(467,071)				(467,071)	
	41-2014834	Dental Benefit Providers, Inc.					128,402,879				128,402,879	
	84-1162764	Electronic Network Systems, Inc.					612,207				612,207	
	88-0223385	Family Health Care Services					25,663,456				25,663,456	
	88-0257036	Family Home Hospice, Inc.					3,101,277				3,101,277	
	86-0908902	FOR HEALTH OF ARIZONA, INC.					1,655,204				1,655,204	
	37-0855360	Golden Rule Financial Corporation					4,167,584				4,167,584	
62286	37-6028756	Golden Rule Insurance Company	(150,000,000)				(138,492,307)				(288,492,307)	
43893	13-3584296	Health Net Insurance of New York, Inc.	(75,000,000)				(1,815,043)				(76,815,043)	
95968	06-1084283	Health Net of Connecticut, Inc.	(27,000,000)				554,426	746			(26,444,828)	
95351	22-3241303	Health Net of New Jersey, Inc.	(22,500,000)				941,419				(21,558,581)	
95305	06-1174953	Health Net of New York, Inc.	(15,000,000)				2,232,774				(12,767,226)	
96342	88-0201035	Health Plan of Nevada, Inc.	(122,000,000)				(599,098,825)	(164,294)			(721,263,119)	93,360
	95-4763349	HealthAllies, Inc.					64,573				64,573	
	13-4138668	INSPIRIS of New York IPA, Inc.					110,014,734				110,014,734	
	45-3143218	Lifeprint East, Inc.					25,023,424				25,023,424	
	27-2309024	Lifeprint Health, Inc.					685,147,041				685,147,041	
60321	52-1803283	MAMSI Life and Health Insurance Company	(12,300,000)				(5,307,164)				(17,607,164)	

SCHEDULE Y
PART 2 - SUMMARY OF INSURER'S TRANSACTIONS WITH ANY AFFILIATES

1	2	3	4	5	6	7	8	9	10	11	12	13
NAIC Company Code	Federal ID Number	Names of Insurers and Parent, Subsidiaries or Affiliates	Shareholder Dividends	Capital Contributions	Purchases, Sales or Exchanges of Loans, Securities, Real Estate, Mortgage Loans or Other Investments	Income/ (Disbursements) Incurred in Connection with Guarantees or Undertakings for the Benefit of any Affiliate(s)	Management Agreements and Service Contracts	Income/ (Disbursements) Incurred Under Reinsurance Agreements	*	Any Other Material Activity Not in the Ordinary Course of the Insurer's Business	Totals	Reinsurance Recoverable/ (Payable) on Losses and/or Reserve Credit Taken/(Liability)
96310	52-1169135	MD-Individual Practice Association, Inc.	(45,000,000)				(56,341,325)	(489,718)			(101,831,043)	
12756	20-3391186	Medica Health Plans of Florida, Inc.		2,000,000			(712,983)				1,287,017	
12155	01-0788576	Medica Healthcare Plans, Inc.		12,500,000			(13,057,426)				(557,426)	
	32-0037402	Medical Transportation Services, LLC					4,677,982				4,677,982	
79480	35-1279304	Midwest Security Life Insurance Company		500,000			144,881				644,881	
95251	76-0196559	National Pacific Dental, Inc.	(1,700,000)				(2,940,751)				(4,640,751)	
95123	65-0996107	Neighborhood Health Partnership, Inc.	(41,000,000)				(50,444,724)				(91,444,724)	
95758	88-0228572	Nevada Pacific Dental	(2,000,000)				(235,423)				(2,235,423)	
96940	52-1518174	Optimum Choice, Inc.	(40,000,000)				(29,743,546)	(248,871)			(69,992,417)	
	47-0858534	Optum Bank, Inc.					61,621				61,621	
	41-1591944	OptumHealth Care Solutions, Inc.					51,439,009				51,439,009	
	41-1858498	OptumInsight, Inc.					117,793,381				117,793,381	
	33-0441200	OptumRx, Inc.					507,132,982			(6,189,526)	500,943,457	
78026	22-2797560	Oxford Health Insurance, Inc.					(336,742,879)	(253,094,400)			(589,837,279)	467,429,574
96798	06-1181201	Oxford Health Plans (CT), Inc.	(17,500,000)				(75,178,122)	(653,826)			(93,331,948)	
95506	22-2745725	Oxford Health Plans (NJ), Inc.	(70,000,000)				(118,158,906)	(2,295,390)			(190,454,296)	2,891,046
95479	06-1181200	Oxford Health Plans (NY), Inc.	(210,000,000)				(238,574,662)				(448,574,662)	
70785	35-1137395	PacifiCare Life and Health Insurance Company	(87,000,000)				(14,204,043)			22,045,793	(79,158,250)	13,039
84506	95-2829463	PacifiCare Life Assurance Company	(10,800,000)				131,316	31,907			(10,636,777)	
95617	94-3267522	PacifiCare of Arizona, Inc.	(65,000,000)				(395,017,515)	(964,265)			(460,981,780)	
95434	84-1011378	PacifiCare of Colorado, Inc.	(60,000,000)				(111,500,593)	(813,876)		(1,069,538)	(173,384,007)	
95685	86-0875231	PacifiCare of Nevada, Inc.	(10,000,000)				(1,729,467)	(102,132)		(34,144)	(11,865,743)	476,119
	35-2288416	PHC Subsidiary Holdings, LLC					2,682,126				2,682,126	
13160	45-0571407	Physicians Health Choice of Arkansas, Inc.					1,326				1,326	
12977	32-0191973	Physicians Health Choice of New Mexico, Inc.					10,074				10,074	
11494	04-3677255	Physicians Health Choice of Texas, LLC					(32,530,066)				(32,530,066)	
	65-0683927	Preferred Care Partners Holding, Corp.		(1,000,000)							(1,000,000)	
11176	65-0885893	Preferred Care Partners, Inc.		1,000,000			(4,845,118)				(3,845,118)	
71420	94-0734860	Sierra Health and Life Insurance Company, Inc.	(12,500,000)				(18,037,511)	(418,868)			(30,956,379)	(93,360)
	88-0385705	Sierra Home Medical Products, Inc.					27,983,063				27,983,063	
	88-0201420	Southwest Medical Associates, Inc.					468,081,723				468,081,723	
	52-1260282	Spectera, Inc.					20,196,845				20,196,845	
	94-3077084	U.S. Behavioral Health Plan, California	(19,000,000)				44,690,684			(76,985)	25,613,698	
	95-2931460	UHC of California	(600,000,000)				(458,591,739)			(8,352,477)	(1,066,944,216)	
	14-1892398	Ultima Rx, LLC					3,474,863				3,474,863	
91529	52-1996029	Unimerica Insurance Company	(9,400,000)				(40,606,504)				(50,006,504)	
11596	01-0637149	Unimerica Life Insurance Company of New York					(1,460,377)				(1,460,377)	
	25-1877716	Unison Administrative Services, LLC					31,649,434				31,649,434	
	20-5917714	Unison Health Plan of Delaware, Inc.	(5,000,000)				(52,571,838)	(2,812,045)			(60,383,883)	

42.1

ANNUAL STATEMENT FOR THE YEAR 2012 OF THE UnitedHealthcare of Ohio, Inc.

SCHEDULE Y

PART 2 - SUMMARY OF INSURER'S TRANSACTIONS WITH ANY AFFILIATES

1	2	3	4	5	6	7	8	9	10	11	12	13
NAIC Company Code	Federal ID Number	Names of Insurers and Parent, Subsidiaries or Affiliates	Shareholder Dividends	Capital Contributions	Purchases, Sales or Exchanges of Loans, Securities, Real Estate, Mortgage Loans or Other Investments	Income/ (Disbursements) Incurred in Connection with Guarantees or Undertakings for the Benefit of any Affiliate(s)	Management Agreements and Service Contracts	Income/ (Disbursements) Incurred Under Reinsurance Agreements	*	Any Other Material Activity Not in the Ordinary Course of the Insurer's Business	Totals	Reinsurance Recoverable/ (Payable) on Losses and/or Reserve Credit Taken/(Liability)
13032	26-0651931	Unison Health Plan of the Capital Area, Inc.					(22,935,045)				(22,935,045)	
	94-2649097	United Behavioral Health					602,173,685			(51,104)	602,122,582	
	41-1868911	United Behavioral Health of New York, I.P.A., Inc.					2,624,140				2,624,140	
	41-1289245	United HealthCare Services, Inc.	4,184,800,000	(14,500,000)			5,487,008,266			(4,679,015)	9,652,629,251	
	41-1321939	UnitedHealth Group Incorporated	715,200,000				2,517,011,615				3,232,211,615	
95174	33-0115163	UnitedHealthcare Benefits of Texas, Inc.	(169,000,000)				(243,453,529)	(2,264,034)			(414,717,563)	
12323	56-2451429	UnitedHealthcare Community Plan of Ohio, Inc.					(63,150,267)	538,409			(62,611,858)	1,936,345
11141	91-2008361	UnitedHealthcare Community Plan of Texas, L.L.C.					(129,414,380)				(129,414,380)	
95467	38-3204052	UnitedHealthcare Community Plan, Inc.					(87,707,593)	(748,421)			(88,456,014)	1,423,567
79413	36-2739571	UnitedHealthcare Insurance Company	(2,077,200,000)				(5,049,119,487)	396,141,471		(769,897)	(6,730,947,913)	(838,013,475)
60318	36-3800349	UnitedHealthcare Insurance Company of Illinois	(36,600,000)				(62,932,257)				(99,532,257)	
60093	11-3283886	UnitedHealthcare Insurance Company of New York	(90,000,000)				(380,950,011)	(115,705,688)			(586,655,699)	351,209,678
12231	20-1902768	UnitedHealthcare Insurance Company of the River Valley		13,000,000			(33,031,060)				(20,031,060)	
95784	63-0899562	UnitedHealthcare of Alabama, Inc.	(30,000,000)				(61,898,108)	(411,374)			(92,309,482)	
96016	86-0507074	UnitedHealthcare of Arizona, Inc.	(10,000,000)				(35,751,817)	(320,840)			(46,072,657)	
95446	63-1036819	UnitedHealthcare of Arkansas, Inc.	(1,400,000)				(6,395,983)	(44,019)			(7,840,002)	
95090	84-1004639	UnitedHealthcare of Colorado, Inc.		2,000,000			(666,771)	(12,155)			1,321,074	
95264	59-1293865	UnitedHealthcare of Florida, Inc.	(100,000,000)				(185,949,685)	(1,303,555)			(287,253,240)	
95850	58-1653544	UnitedHealthcare of Georgia, Inc.	(21,700,000)				(15,538,239)	(146,999)			(37,385,238)	
95776	36-3280214	UnitedHealthcare of Illinois, Inc.	(16,000,000)				(5,599,666)	(44,417)			(21,644,083)	
96644	62-1240316	UnitedHealthcare of Kentucky, Ltd.	(6,000,000)				(9,465,579)	(87,002)			(15,552,581)	
95833	72-1074008	UnitedHealthcare of Louisiana, Inc.		2,000,000			(28,808,951)	(4,933)			(26,813,884)	
95716	63-1036817	UnitedHealthcare of Mississippi, Inc.	(15,000,000)				(13,093,677)	(81,667)			(28,175,344)	1,673,069
95149	05-0413469	UnitedHealthcare of New England, Inc.	(13,000,000)				(93,896,277)	(2,236,731)			(109,133,008)	1,544,952
13214	26-2697886	UnitedHealthcare of New Mexico, Inc.	(30,200,000)				(42,097,447)				(72,297,447)	
95085	06-1172891	UnitedHealthcare of New York, Inc.					(349,943,368)				(349,943,368)	
95103	56-1461010	UnitedHealthcare of North Carolina, Inc.	(74,000,000)				(177,149,846)	(1,086,541)			(252,236,387)	
95186	31-1142815	UnitedHealthcare of Ohio, Inc.	(9,000,000)				(118,421,422)	(926,795)			(128,348,217)	
96903	33-0115166	UnitedHealthcare of Oklahoma, Inc.	(17,800,000)				(52,280,251)			(538,859)	(70,619,110)	
95893	93-0938819	UnitedHealthcare of Oregon, Inc.	(25,800,000)				(22,156,154)			(263,250)	(48,219,403)	
95220	25-1756858	UnitedHealthcare of Pennsylvania, Inc.	(29,600,000)				(160,062,774)				(189,662,774)	
11775	32-0062883	UnitedHealthcare of South Carolina, Inc.	(20,000,000)				(27,427,697)	1,360,733			(46,066,964)	2,572,790
95765	95-3939697	UnitedHealthcare of Texas, Inc.	(8,000,000)				(408,918)	(1,987)			(8,410,905)	
95025	52-1130183	UnitedHealthcare of the Mid-Atlantic, Inc.										
			(25,000,000)				(87,836,549)	(698,077)			(113,534,626)	
95591	47-0676824	UnitedHealthcare of the Midlands, Inc.	(12,400,000)				(25,650,683)	(732,140)			(38,782,823)	
96385	43-1361841	UnitedHealthcare of the Midwest, Inc.	(40,000,000)				(72,334,144)	(2,355,867)			(114,690,011)	5,799,175

42.2

SCHEDULE Y

PART 2 - SUMMARY OF INSURER'S TRANSACTIONS WITH ANY AFFILIATES

1	2	3	4	5	6	7	8	9	10	11	12	13
NAIC Company Code	Federal ID Number	Names of Insurers and Parent, Subsidiaries or Affiliates	Shareholder Dividends	Capital Contributions	Purchases, Sales or Exchanges of Loans, Securities, Real Estate, Mortgage Loans or Other Investments	Income/ (Disbursements) Incurred in Connection with Guarantees or Undertakings for the Benefit of any Affiliate(s)	Management Agreements and Service Contracts	Income/ (Disbursements) Incurred Under Reinsurance Agreements	*	Any Other Material Activity Not in the Ordinary Course of the Insurer's Business	Totals	Reinsurance Recoverable/ (Payable) on Losses and/or Reserve Credit Taken/(Liability)
95501	41-1488563	UnitedHealthcare of Utah, Inc.		20,000,000			(32,887,710)	(294,247)			(13,181,957)	
48038	91-1312551	UnitedHealthcare of Washington, Inc.	(20,000,000)				(77,245,200)				(97,245,200)	
95710	39-1555888	UnitedHealthcare of Wisconsin, Inc.	(13,000,000)				(234,255,656)	(2,477,152)			(249,732,808)	1,057,160
95378	36-3379945	UnitedHealthcare Plan of the River Valley, Inc.	(180,000,000)				(464,552,188)	(4,030,940)			(648,583,128)	
	47-0854646	UnitedHealthcare Service LLC					255,956,624				255,956,624	
	36-3355110	UnitedHealthcare Services Company of the River Valley, Inc.		(13,000,000)			323,582,505				310,582,505	
	41-1922511	UnitedHealthcare, Inc.		(24,500,000)							(24,500,000)	
	37-0920164	UnitedHealthOne Agency, Inc.					(99,792)				(99,792)	
	74-2797745	WellMed Medical Management of Florida, Inc.					207,116				207,116	
	74-2786364	WellMed Medical Management, Inc.					4,055,395				4,055,395	
	52-2102846	XLHealth Corporation	37,500,000	(8,605,000)			327,102,567				355,997,567	
9999999	Control Totals		0	0	0	0	0	0	XXX	0	0	0

SUPPLEMENTAL EXHIBITS AND SCHEDULES INTERROGATORIES

The following supplemental reports are required to be filed as part of your statement filing unless specifically waived by the domiciliary state. However, in the event that your domiciliary state waives the filing requirement, your response of WAIVED to the specific interrogatory will be accepted in lieu of filing a "NONE" report and a bar code will be printed below. If the supplement is required of your company but is not being filed for whatever reason enter SEE EXPLANATION and provide an explanation following the interrogatory questions.











	Responses
MARCH FILING	
1. Will the Supplemental Compensation Exhibit be filed with the state of domicile by March 1?	YES
2. Will an actuarial opinion be filed by March 1?	YES
3. Will the confidential Risk-based Capital Report be filed with the NAIC by March 1?.....	YES
4. Will the confidential Risk-based Capital Report be filed with the state of domicile, if required, by March 1?.....	YES
APRIL FILING	
5. Will Management's Discussion and Analysis be filed by April 1?	YES
6. Will the Supplemental Investment Risks Interrogatories be filed by April 1?	YES
7. Will the Accident and Health Policy Experience Exhibit be filed by April 1?	YES
JUNE FILING	
8. Will an audited financial report be filed by June 1?	YES
9. Will Accountant's Letter of Qualifications be filed with the state of domicile and electronically with the NAIC by June 1?	YES
AUGUST FILING	
10. Will Communication of Internal Control Related Matters Noted in Audit be filed with the state of domicile by August 1?	YES

The following supplemental reports are required to be filed as part of your annual statement filing. However, in the event that your company does not transact the type of business for which the special report must be filed, your response of NO to the specific interrogatory will be accepted in lieu of filing a "NONE" report and a bar code will be printed below. If the supplement is required of your company but is not being filed for whatever reason enter SEE EXPLANATION and provide an explanation following the interrogatory questions.

MARCH FILING	
11. Will the Medicare Supplement Insurance Experience Exhibit be filed with the state of domicile and the NAIC by March 1?	NO
12. Will the Supplemental Life data due March 1 be filed with the state of domicile and the NAIC?	NO
13. Will the Supplemental Property/Casualty data due March 1 be filed with the state of domicile and the NAIC?.....	NO
14. Will Schedule SIS (Stockholder Information Supplement) be filed with the state of domicile by March 1?.....	NO
15. Will the actuarial opinion on participating and non-participating policies as required in Interrogatories 1 and 2 on Exhibit 5 to Life Supplement be filed with the state of domicile and electronically with the NAIC by March 1?.....	NO
16. Will the actuarial opinion on non-guaranteed elements as required in Interrogatory 3 to Exhibit 5 to Life Supplement be filed with the state of domicile and electronically with the NAIC by March 1?.....	NO
17. Will the Medicare Part D Coverage Supplement be filed with the state of domicile and the NAIC by March 1?.....	NO
18. Will an approval from the reporting entity's state of domicile for relief related to the five-year rotation requirement for lead audit partner be filed electronically with the NAIC by March 1?	NO
19. Will an approval from the reporting entity's state of domicile for relief related to the one-year cooling off period for independent CPA be filed electronically with the NAIC by March 1?	NO
20. Will an approval from the reporting entity's state of domicile for relief related to the Requirements for Audit Committees be filed electronically with the NAIC by March 1?.....	NO
APRIL FILING	
21. Will the Long-Term Care Experience Reporting Forms be filed with the state of domicile and the NAIC by April 1?	NO
22. Will the Supplemental Life data due April 1 be filed with the state of domicile and the NAIC?	NO
23. Will the Supplemental Property/Casualty Insurance Expense Exhibit due April 1 be filed with any state that requires it, and, if so, the NAIC?	NO
24. Will the Supplemental Health Care Exhibit (Parts 1, 2 and 3) be filed with the state of domicile and the NAIC by April 1?	YES
25. Will the regulator only (non-public) Supplemental Health Care Exhibit's Expense Allocation Report be filed with the state of domicile and the NAIC by April 1?	YES
AUGUST FILING	
26. Will Management's Report of Internal Control Over Financial Reporting be filed with the state of domicile by August 1?	YES

- Explanations:
11. Entity does not transact this type of business.
 12. Entity does not transact this type of business.
 13. Entity does not transact this type of business.
 14. Entity does not transact this type of business.
 15. Entity does not transact this type of business.
 16. Entity does not transact this type of business.
 17. Entity does not transact this type of business.
 18. Entity is not requesting such relief.
 19. Entity is not requesting such relief.
 20. Entity is not requesting such relief.
 21. Entity does not transact this type of business.
 22. Entity does not transact this type of business.
 23. Entity does not transact this type of business.

Bar Codes:

11. Medicare Supplement Insurance Experience Exhibit [Document Identifier 360]	
12. Life Supplement [Document Identifier 205]	
13. Property/Casualty Supplement [Document Identifier 207]	
14. SIS Stockholder Information Supplement [Document Identifier 420]	
15. Participating Opinion for Exhibit 5 [Document Identifier 371]	
16. Non-Guaranteed Opinion for Exhibit 5 [Document Identifier 370]	
17. Medicare Part D Coverage Supplement [Document Identifier 365]	
18. Relief from the five-year rotation requirement for lead audit partner [Document Identifier 224]	
19. Relief from the one-year cooling off period for independent CPA [Document Identifier 225]	
20. Relief from the Requirements for Audit Committees [Document Identifier 226]	

SUPPLEMENTAL EXHIBITS AND SCHEDULES INTERROGATORIES

21. Long-Term Care Experience Reporting Forms [Document Identifier 306]



22. Life Supplement [Document Identifier 211]



23. Property/Casualty Supplement Insurance Expense Exhibit [Document Identifier 213]



ALPHABETICAL INDEX

ANNUAL STATEMENT BLANK

Analysis of Operations By Lines of Business	7
Assets	2
Cash Flow	6
Exhibit 1 - Enrollment By Product Type for Health Business Only	17
Exhibit 2 - Accident and Health Premiums Due and Unpaid	18
Exhibit 3 - Health Care Receivables	19
Exhibit 4 - Claims Unpaid and Incentive Pool, Withhold and Bonus	20
Exhibit 5 - Amounts Due From Parent, Subsidiaries and Affiliates	21
Exhibit 6 - Amounts Due To Parent, Subsidiaries and Affiliates	22
Exhibit 7 - Part 1 - Summary of Transactions With Providers	23
Exhibit 7 - Part 2 - Summary of Transactions With Intermediaries	23
Exhibit 8 - Furniture, Equipment and Supplies Owned	24
Exhibit of Capital Gains (Losses)	15
Exhibit of Net Investment Income	15
Exhibit of Nonadmitted Assets	16
Exhibit of Premiums, Enrollment and Utilization (State Page)	29
Five-Year Historical Data	28
General Interrogatories	26
Jurat Page	1
Liabilities, Capital and Surplus	3
Notes To Financial Statements	25
Overflow Page For Write-ins	44
Schedule A - Part 1	E01
Schedule A - Part 2	E02
Schedule A - Part 3	E03
Schedule A - Verification Between Years	SI02
Schedule B - Part 1	E04
Schedule B - Part 2	E05
Schedule B - Part 3	E06
Schedule B - Verification Between Years	SI02
Schedule BA - Part 1	E07
Schedule BA - Part 2	E08
Schedule BA - Part 3	E09
Schedule BA - Verification Between Years	SI03
Schedule D - Part 1	E10
Schedule D - Part 1A - Section 1	SI05
Schedule D - Part 1A - Section 2	SI08
Schedule D - Part 2 - Section 1	E11
Schedule D - Part 2 - Section 2	E12
Schedule D - Part 3	E13
Schedule D - Part 4	E14
Schedule D - Part 5	E15
Schedule D - Part 6 - Section 1	E16
Schedule D - Part 6 - Section 2	E16
Schedule D - Summary By Country	SI04
Schedule D - Verification Between Years	SI03
Schedule DA - Part 1	E17
Schedule DA - Verification Between Years	SI10
Schedule DB - Part A - Section 1	E18
Schedule DB - Part A - Section 2	E19
Schedule DB - Part A - Verification Between Years	SI11
Schedule DB - Part B - Section 1	E20
Schedule DB - Part B - Section 2	E21
Schedule DB - Part B - Verification Between Years	SI11
Schedule DB - Part C - Section 1	SI12
Schedule DB - Part C - Section 2	SI13
Schedule DB - Part D	E22
Schedule DB - Verification	SI14
Schedule DL - Part 1	E23
Schedule DL - Part 2	E24
Schedule E - Part 1 - Cash	E25
Schedule E - Part 2 - Cash Equivalents	E26
Schedule E - Part 3 - Special Deposits	E27
Schedule E - Verification Between Years	SI15

ANNUAL STATEMENT BLANK (Continued)

Schedule S - Part 1 - Section 2	30
Schedule S - Part 2	31
Schedule S - Part 3 - Section 2	32
Schedule S - Part 4	33
Schedule S - Part 5	34
Schedule S - Part 6	36
Schedule S - Part 7	37
Schedule T - Part 2 - Interstate Compact	39
Schedule T - Premiums and Other Considerations	38
Schedule Y - Information Concerning Activities of Insurer Members of a Holding Company Group	40
Schedule Y - Part 1A - Detail of Insurance Holding Company System	41
Schedule Y - Part 2 - Summary of Insurer's Transactions With Any Affiliates	42
Statement of Revenue and Expenses	4
Summary Investment Schedule	SI01
Supplemental Exhibits and Schedules Interrogatories	43
Underwriting and Investment Exhibit - Part 1	8
Underwriting and Investment Exhibit - Part 2	9
Underwriting and Investment Exhibit - Part 2A	10
Underwriting and Investment Exhibit - Part 2B	11
Underwriting and Investment Exhibit - Part 2C	12
Underwriting and Investment Exhibit - Part 2D	13
Underwriting and Investment Exhibit - Part 3	14