



ANNUAL STATEMENT

For the Year Ended December 31, 2012
of the Condition and Affairs of the

ANNUITY INVESTORS LIFE INSURANCE COMPANY

NAIC Group Code.....0084, 0084 (Current Period) (Prior Period)	NAIC Company Code..... 93661	Employer's ID Number..... 31-1021738
Organized under the Laws of Ohio	State of Domicile or Port of Entry Ohio	Country of Domicile US
Incorporated/Organized..... November 13, 1981	Commenced Business..... December 21, 1981	
Statutory Home Office	301 East Fourth Street..... Cincinnati OH US 45202 <i>(Street and Number) (City or Town, State, Country and Zip Code)</i>	
Main Administrative Office	301 East Fourth Street..... Cincinnati OH US..... 45202 <i>(Street and Number) (City or Town, State, Country and Zip Code)</i>	513-357-3300- <i>(Area Code) (Telephone Number)</i>
Mail Address	Post Office Box 5423..... Cincinnati OH US 45202-5420 <i>(Street and Number or P. O. Box) (City or Town, State, Country and Zip Code)</i>	
Primary Location of Books and Records	301 East Fourth Street..... Cincinnati OH US 45202 <i>(Street and Number) (City or Town, State, Country and Zip Code)</i>	513-357-3300- <i>(Area Code) (Telephone Number)</i>
Internet Web Site Address	www.gafri.com	
Statutory Statement Contact	Brian Patrick Sponaugle <i>(Name)</i> bsponaugle@gafri.com <i>(E-Mail Address)</i>	513-412-2931- <i>(Area Code) (Telephone Number) (Extension)</i> 513-412-1673- <i>(Fax Number)</i>

OFFICERS

Name	Title	Name	Title
1. Stephen Craig Lindner	President	2. Mark Francis Muething	Secretary
3. Christopher Patrick Miliano	Treasurer		

OTHER

Adrienne Susan Kessling	Senior Vice President	John Paul Gruber	Senior Vice President
Brian Patrick Sponaugle	Vice President	Rebecca Jane Schriml #	Vice President
Terry Jon Simpson #	Vice President	Eugene Michael Breen	Appointed Actuary

DIRECTORS OR TRUSTEES

Stephen Craig Lindner	Christopher Patrick Miliano	Mark Francis Muething	Michael James Prager
Jeffrey Gene Hester			

State of..... Ohio
County of..... Hamilton

The officers of this reporting entity being duly sworn, each depose and say that they are the described officers of said reporting entity, and that on the reporting period stated above, all of the herein described assets were the absolute property of the said reporting entity, free and clear from any liens or claims thereon, except as herein stated, and that this statement, together with related exhibits, schedules and explanations therein contained, annexed or referred to, is a full and true statement of all the assets and liabilities and of the condition and affairs of the said reporting entity as of the reporting period stated above, and of its income and deductions therefrom for the period ended, and have been completed in accordance with the NAIC *Annual Statement Instructions and Accounting Practices and Procedures* manual except to the extent that: (1) state law may differ; or, (2) that state rules or regulations require differences in reporting not related to accounting practices and procedures, according to the best of their information, knowledge and belief, respectively. Furthermore, the scope of this attestation by the described officers also includes the related corresponding electronic filing with the NAIC, when required, that is an exact copy (except for formatting differences due to electronic filing) of the enclosed statement. The electronic filing may be requested by various regulators in lieu of or in addition to the enclosed statement.

_____ (Signature) Mark Francis Muething	_____ (Signature) Christopher Patrick Miliano	_____ (Signature) John Paul Gruber
1. (Printed Name) Secretary	2. (Printed Name) Treasurer	3. (Printed Name) Senior Vice President
_____ (Title)	_____ (Title)	_____ (Title)

Subscribed and sworn to before me
This _____ day of _____ February, 2013

a. Is this an original filing? Yes [X] No []
b. If no 1. State the amendment number _____
2. Date filed _____
3. Number of pages attached _____

OFFICERS AND DIRECTORS WHO DID NOT OCCUPY THE INDICATED POSITION IN THE PREVIOUS ANNUAL STATEMENT



DIRECT BUSINESS IN Other Alien #1 DURING THE YEAR
 NAIC Group Code.....0084 NAIC Company Code.....93661

LIFE INSURANCE

	1 Ordinary	2 Credit Life (Group and Individual)	3 Group	4 Industrial	5 Total
DIRECT PREMIUMS AND ANNUITY CONSIDERATIONS					
1. Life insurance.....				0
2. Annuity considerations.....	120,251		-	120,251
3. Deposit-type contract funds.....		XXX		XXX0
4. Other considerations.....				0
5. Totals (Sum of Lines 1 to 4).....	120,251	0	0	0120,251
DIRECT DIVIDENDS TO POLICYHOLDERS					
Life insurance:					
6.1 Paid in cash or left on deposit.....				0
6.2 Applied to pay renewal premiums.....				0
6.3 Applied to provide paid-up additions or shorten the endowment or premium-paying period.....				0
6.4 Other.....				0
6.5 Totals (Sum of Lines 6.1 to 6.4).....	0	0	0	00
Annuities:					
7.1 Paid in cash or left on deposit.....				0
7.2 Applied to provide paid-up annuities.....				0
7.3 Other.....				0
7.4 Totals (Sum of Lines 7.1 to 7.3).....	0	0	0	00
8. Grand Totals (Lines 6.5 + 7.4).....	0	0	0	00
DIRECT CLAIMS AND BENEFITS PAID					
9. Death benefits.....				0
10. Matured endowments.....				0
11. Annuity benefits.....	26,444	-	-	-26,444
12. Surrender values and withdrawals for life contracts.....	32,047	-	15,434	-47,481
13. Aggregate write-ins for miscellaneous direct claims and benefits paid.....	0	0	0	00
14. All other benefits, except accident and health.....				0
15. Totals.....	58,491	0	15,434	073,925

DETAILS OF WRITE-INS

1301.0
1302.0
1303.0
1398. Summary of remaining write-ins for Line 13 from overflow page.....	0	0	0	00
1399. Total (Lines 1301 thru 1303 plus 1398)(Line 13 above).....	0	0	0	00

	Ordinary		Credit Life (Group and Individual)		Group		Industrial		Total	
	1 No.	2 Amount	3 No. of Ind. Pols. & Gr. Certifs.	4 Amount	5 No. of Certifs.	6 Amount	7 No.	8 Amount	9 No.	10 Amount
DIRECT DEATH BENEFITS AND MATURED ENDOWMENTS INCURRED										
16. Unpaid December 31, prior year.....									00
17. Incurred during current year.....									00
Settled during current year:										
18.1 By payment in full.....									00
18.2 By payment on compromised claims.....									00
18.3 Totals paid.....	0	0	0	0	0	0	0	0	00
18.4 Reduction by compromise.....									00
18.5 Amount rejected.....									00
18.6 Total settlements.....	0	0	0	0	0	0	0	0	00
19. Unpaid Dec. 31, current year (Lines 16 + 17 - 18.6).....	0	0	0	0	0	0	0	0	00
POLICY EXHIBIT										
20. In force December 31, prior year.....				(a).....					00
21. Issued during year.....									00
22. Other changes to in force (Net).....									00
23. In force December 31 of current year.....	0	0	0	(a).....0	0	0	0	0	00

(a) Includes Individual Credit Life Insurance, prior year \$.....0 current year \$.....0.
 Includes Group Credit Life Insurance Loans less than or equal to 60 months at issue, prior year \$.....0 current year \$.....0.
 Loans greater than 60 months at issue BUT NOT GREATER THAN 120 MONTHS, prior year \$.....0 current year \$.....0.

ACCIDENT AND HEALTH INSURANCE

	1 Direct Premiums	2 Direct Premiums Earned	3 Dividends Paid Or Credited on Direct Business	4 Direct Losses Paid	5 Direct Losses Incurred
24. Group policies (b).....					
24.1 Federal Employee Health Benefits Program premium (b).....					
24.2 Credit (group and individual).....					
24.3 Collectively renewable policies (b).....					
24.4 Medicare Title XVIII exempt from state taxes or fees.....					
Other Individual Policies:					
25.1 Non-cancelable (b).....					
25.2 Guaranteed renewable (b).....					
25.3 Non-renewable for stated reasons only (b).....					
25.4 Other accident only.....					
25.5 All other (b).....					
25.6 Totals (Sum of Lines 25.1 to 25.5).....	0	0	0	00
26. Totals (Lines 24 + 24.1 + 24.2 + 24.3 + 24.4 + 25.6).....	0	0	0	00

(b) For health business on indicated lines report: Number of persons insured under PPO managed products.....0 and number of persons insured under indemnity only products.....0.



DIRECT BUSINESS IN THE STATE OF ALASKA DURING THE YEAR

NAIC Group Code.....0084

NAIC Company Code.....93661

LIFE INSURANCE

	1 Ordinary	2 Credit Life (Group and Individual)	3 Group	4 Industrial	5 Total
DIRECT PREMIUMS AND ANNUITY CONSIDERATIONS					
1. Life insurance.....					0
2. Annuity considerations.....	247,990		-		247,990
3. Deposit-type contract funds.....		XXX		XXX	0
4. Other considerations.....					0
5. Totals (Sum of Lines 1 to 4).....	247,990	0	0	0	247,990
DIRECT DIVIDENDS TO POLICYHOLDERS					
Life insurance:					
6.1 Paid in cash or left on deposit.....					0
6.2 Applied to pay renewal premiums.....					0
6.3 Applied to provide paid-up additions or shorten the endowment or premium-paying period.....					0
6.4 Other.....					0
6.5 Totals (Sum of Lines 6.1 to 6.4).....	0	0	0	0	0
Annuities:					
7.1 Paid in cash or left on deposit.....					0
7.2 Applied to provide paid-up annuities.....					0
7.3 Other.....					0
7.4 Totals (Sum of Lines 7.1 to 7.3).....	0	0	0	0	0
8. Grand Totals (Lines 6.5 + 7.4).....	0	0	0	0	0
DIRECT CLAIMS AND BENEFITS PAID					
9. Death benefits.....					0
10. Matured endowments.....					0
11. Annuity benefits.....	11,581	-	-	-	11,581
12. Surrender values and withdrawals for life contracts.....	171,324	-	-	-	171,324
13. Aggregate write-ins for miscellaneous direct claims and benefits paid.....	0	0	0	0	0
14. All other benefits, except accident and health.....					0
15. Totals.....	182,905	0	0	0	182,905

DETAILS OF WRITE-INS

1301.					0
1302.					0
1303.					0
1398. Summary of remaining write-ins for Line 13 from overflow page.....	0	0	0	0	0
1399. Total (Lines 1301 thru 1303 plus 1398)(Line 13 above).....	0	0	0	0	0

	Ordinary		Credit Life (Group and Individual)		Group		Industrial		Total	
	1 No.	2 Amount	3 No. of Ind. Pols. & Gr. Certifs.	4 Amount	5 No. of Certifs.	6 Amount	7 No.	8 Amount	9 No.	10 Amount
DIRECT DEATH BENEFITS AND MATURED ENDOWMENTS INCURRED										
16. Unpaid December 31, prior year.....									0	0
17. Incurred during current year.....									0	0
Settled during current year:										
18.1 By payment in full.....									0	0
18.2 By payment on compromised claims.....									0	0
18.3 Totals paid.....	0	0			0	0	0	0	0	0
18.4 Reduction by compromise.....									0	0
18.5 Amount rejected.....									0	0
18.6 Total settlements.....	0	0	0	0	0	0	0	0	0	0
19. Unpaid Dec. 31, current year (Lines 16 + 17 - 18.6).....	0	0	0	0	0	0	0	0	0	0
POLICY EXHIBIT										
20. In force December 31, prior year.....				(a).....					0	0
21. Issued during year.....									0	0
22. Other changes to in force (Net).....									0	0
23. In force December 31 of current year.....	0	0	0	(a).....	0	0	0	0	0	0

(a) Includes Individual Credit Life Insurance, prior year \$.....0 current year \$.....0.
Includes Group Credit Life Insurance Loans less than or equal to 60 months at issue, prior year \$.....0 current year \$.....0.
Loans greater than 60 months at issue BUT NOT GREATER THAN 120 MONTHS, prior year \$.....0 current year \$.....0.

ACCIDENT AND HEALTH INSURANCE

	1 Direct Premiums	2 Direct Premiums Earned	3 Dividends Paid Or Credited on Direct Business	4 Direct Losses Paid	5 Direct Losses Incurred
24. Group policies (b).....					
24.1 Federal Employee Health Benefits Program premium (b).....					
24.2 Credit (group and individual).....					
24.3 Collectively renewable policies (b).....					
24.4 Medicare Title XVIII exempt from state taxes or fees.....					
Other Individual Policies:					
25.1 Non-cancelable (b).....					
25.2 Guaranteed renewable (b).....					
25.3 Non-renewable for stated reasons only (b).....					
25.4 Other accident only.....					
25.5 All other (b).....					
25.6 Totals (Sum of Lines 25.1 to 25.5).....	0	0	0	0	0
26. Totals (Lines 24 + 24.1 + 24.2 + 24.3 + 24.4 + 25.6).....	0	0	0	0	0

(b) For health business on indicated lines report: Number of persons insured under PPO managed products.....0 and number of persons insured under indemnity only products.....0.



DIRECT BUSINESS IN THE STATE OF **ALABAMA** DURING THE YEAR

NAIC Group Code.....0084

NAIC Company Code.....93661

LIFE INSURANCE

	1	2	3	4	5
	Ordinary	Credit Life (Group and Individual)	Group	Industrial	Total
DIRECT PREMIUMS AND ANNUITY CONSIDERATIONS					
1. Life insurance.....					0
2. Annuity considerations.....	313,687		98,600		412,287
3. Deposit-type contract funds.....		XXX		XXX	0
4. Other considerations.....					0
5. Totals (Sum of Lines 1 to 4).....	313,687	0	98,600	0	412,287
DIRECT DIVIDENDS TO POLICYHOLDERS					
Life insurance:					
6.1 Paid in cash or left on deposit.....					0
6.2 Applied to pay renewal premiums.....					0
6.3 Applied to provide paid-up additions or shorten the endowment or premium-paying period.....					0
6.4 Other.....					0
6.5 Totals (Sum of Lines 6.1 to 6.4).....	0	0	0	0	0
Annuities:					
7.1 Paid in cash or left on deposit.....					0
7.2 Applied to provide paid-up annuities.....					0
7.3 Other.....					0
7.4 Totals (Sum of Lines 7.1 to 7.3).....	0	0	0	0	0
8. Grand Totals (Lines 6.5 + 7.4).....	0	0	0	0	0
DIRECT CLAIMS AND BENEFITS PAID					
9. Death benefits.....					0
10. Matured endowments.....					0
11. Annuity benefits.....	9,292				9,292
12. Surrender values and withdrawals for life contracts.....	189,249		93,659		282,908
13. Aggregate write-ins for miscellaneous direct claims and benefits paid.....	0	0	0	0	0
14. All other benefits, except accident and health.....					0
15. Totals.....	198,541	0	93,659	0	292,200

DETAILS OF WRITE-INS

1301.					0
1302.					0
1303.					0
1398. Summary of remaining write-ins for Line 13 from overflow page.....	0	0	0	0	0
1399. Total (Lines 1301 thru 1303 plus 1398)(Line 13 above).....	0	0	0	0	0

	Ordinary		Credit Life (Group and Individual)		Group		Industrial		Total	
	1	2	3	4	5	6	7	8	9	10
	No.	Amount	No. of Ind. Pols. & Gr. Certifs.	Amount	No. of Certifs.	Amount	No.	Amount	No.	Amount
DIRECT DEATH BENEFITS AND MATURED ENDOWMENTS INCURRED										
16. Unpaid December 31, prior year.....									0	0
17. Incurred during current year.....									0	0
Settled during current year:										
18.1 By payment in full.....									0	0
18.2 By payment on compromised claims.....									0	0
18.3 Totals paid.....	0	0			0	0	0	0	0	0
18.4 Reduction by compromise.....									0	0
18.5 Amount rejected.....									0	0
18.6 Total settlements.....	0	0	0	0	0	0	0	0	0	0
19. Unpaid Dec. 31, current year (Lines 16 + 17 - 18.6).....	0	0	0	0	0	0	0	0	0	0
POLICY EXHIBIT										
20. In force December 31, prior year.....				(a).....					0	0
21. Issued during year.....									0	0
22. Other changes to in force (Net).....									0	0
23. In force December 31 of current year.....	0	0	0	(a).....	0	0	0	0	0	0

(a) Includes Individual Credit Life Insurance, prior year \$.....0 current year \$.....0.
 Includes Group Credit Life Insurance Loans less than or equal to 60 months at issue, prior year \$.....0 current year \$.....0.
 Loans greater than 60 months at issue BUT NOT GREATER THAN 120 MONTHS, prior year \$.....0 current year \$.....0.

ACCIDENT AND HEALTH INSURANCE

	1	2	3	4	5
	Direct Premiums	Direct Premiums Earned	Dividends Paid Or Credited on Direct Business	Direct Losses Paid	Direct Losses Incurred
24. Group policies (b).....					
24.1 Federal Employee Health Benefits Program premium (b).....					
24.2 Credit (group and individual).....					
24.3 Collectively renewable policies (b).....					
24.4 Medicare Title XVIII exempt from state taxes or fees.....					
Other Individual Policies:					
25.1 Non-cancelable (b).....					
25.2 Guaranteed renewable (b).....					
25.3 Non-renewable for stated reasons only (b).....					
25.4 Other accident only.....					
25.5 All other (b).....					
25.6 Totals (Sum of Lines 25.1 to 25.5).....	0	0	0	0	0
26. Totals (Lines 24 + 24.1 + 24.2 + 24.3 + 24.4 + 25.6).....	0	0	0	0	0

(b) For health business on indicated lines report: Number of persons insured under PPO managed products.....0 and number of persons insured under indemnity only products.....0.



DIRECT BUSINESS IN THE STATE OF **ARKANSAS** DURING THE YEAR

NAIC Group Code.....0084

NAIC Company Code.....93661

LIFE INSURANCE

	1 Ordinary	2 Credit Life (Group and Individual)	3 Group	4 Industrial	5 Total
DIRECT PREMIUMS AND ANNUITY CONSIDERATIONS					
1. Life insurance.....				0
2. Annuity considerations.....	818,855		-	818,855
3. Deposit-type contract funds.....		XXX		XXX0
4. Other considerations.....				0
5. Totals (Sum of Lines 1 to 4).....	818,855	0	0	0818,855
DIRECT DIVIDENDS TO POLICYHOLDERS					
Life insurance:					
6.1 Paid in cash or left on deposit.....				0
6.2 Applied to pay renewal premiums.....				0
6.3 Applied to provide paid-up additions or shorten the endowment or premium-paying period.....				0
6.4 Other.....				0
6.5 Totals (Sum of Lines 6.1 to 6.4).....	0	0	0	00
Annuities:					
7.1 Paid in cash or left on deposit.....				0
7.2 Applied to provide paid-up annuities.....				0
7.3 Other.....				0
7.4 Totals (Sum of Lines 7.1 to 7.3).....	0	0	0	00
8. Grand Totals (Lines 6.5 + 7.4).....	0	0	0	00
DIRECT CLAIMS AND BENEFITS PAID					
9. Death benefits.....				0
10. Matured endowments.....				0
11. Annuity benefits.....	13,545			13,545
12. Surrender values and withdrawals for life contracts.....	341,017		932	341,949
13. Aggregate write-ins for miscellaneous direct claims and benefits paid.....	0	0	0	00
14. All other benefits, except accident and health.....				0
15. Totals.....	354,562	0	932	0355,494

DETAILS OF WRITE-INS

1301.0
1302.0
1303.0
1398. Summary of remaining write-ins for Line 13 from overflow page.....	0	0	0	00
1399. Total (Lines 1301 thru 1303 plus 1398)(Line 13 above).....	0	0	0	00

	Ordinary		Credit Life (Group and Individual)		Group		Industrial		Total	
	1 No.	2 Amount	3 No. of Ind. Pol. & Gr. Certifs.	4 Amount	5 No. of Certifs.	6 Amount	7 No.	8 Amount	9 No.	10 Amount
DIRECT DEATH BENEFITS AND MATURED ENDOWMENTS INCURRED										
16. Unpaid December 31, prior year.....									00
17. Incurred during current year.....									00
Settled during current year:										
18.1 By payment in full.....									00
18.2 By payment on compromised claims.....									00
18.3 Totals paid.....	0	0			0	0	0	0	00
18.4 Reduction by compromise.....									00
18.5 Amount rejected.....									00
18.6 Total settlements.....	0	0	0	0	0	0	0	0	00
19. Unpaid Dec. 31, current year (Lines 16 + 17 - 18.6).....	0	0	0	0	0	0	0	0	00
POLICY EXHIBIT										
20. In force December 31, prior year.....				(a).....					00
21. Issued during year.....									00
22. Other changes to in force (Net).....									00
23. In force December 31 of current year.....	0	0	0	(a).....0	0	0	0	0	00

(a) Includes Individual Credit Life Insurance, prior year \$.....0 current year \$.....0.
Includes Group Credit Life Insurance Loans less than or equal to 60 months at issue, prior year \$.....0 current year \$.....0.
Loans greater than 60 months at issue BUT NOT GREATER THAN 120 MONTHS, prior year \$.....0 current year \$.....0.

ACCIDENT AND HEALTH INSURANCE

	1 Direct Premiums	2 Direct Premiums Earned	3 Dividends Paid Or Credited on Direct Business	4 Direct Losses Paid	5 Direct Losses Incurred
24. Group policies (b).....					
24.1 Federal Employee Health Benefits Program premium (b).....					
24.2 Credit (group and individual).....					
24.3 Collectively renewable policies (b).....					
24.4 Medicare Title XVIII exempt from state taxes or fees.....					
Other Individual Policies:					
25.1 Non-cancelable (b).....					
25.2 Guaranteed renewable (b).....					
25.3 Non-renewable for stated reasons only (b).....					
25.4 Other accident only.....					
25.5 All other (b).....					
25.6 Totals (Sum of Lines 25.1 to 25.5).....	0	0	0	00
26. Totals (Lines 24 + 24.1 + 24.2 + 24.3 + 24.4 + 25.6).....	0	0	0	00

(b) For health business on indicated lines report: Number of persons insured under PPO managed products.....0 and number of persons insured under indemnity only products.....0.



DIRECT BUSINESS IN THE STATE OF **ARIZONA** DURING THE YEAR

NAIC Group Code.....0084

NAIC Company Code.....93661

LIFE INSURANCE

	1 Ordinary	2 Credit Life (Group and Individual)	3 Group	4 Industrial	5 Total
DIRECT PREMIUMS AND ANNUITY CONSIDERATIONS					
1. Life insurance.....					0
2. Annuity considerations.....	3,391,663		898,927		4,290,590
3. Deposit-type contract funds.....		XXX		XXX	0
4. Other considerations.....					0
5. Totals (Sum of Lines 1 to 4).....	3,391,663	0	898,927	0	4,290,590
DIRECT DIVIDENDS TO POLICYHOLDERS					
Life insurance:					
6.1 Paid in cash or left on deposit.....					0
6.2 Applied to pay renewal premiums.....					0
6.3 Applied to provide paid-up additions or shorten the endowment or premium-paying period.....					0
6.4 Other.....					0
6.5 Totals (Sum of Lines 6.1 to 6.4).....	0	0	0	0	0
Annuities:					
7.1 Paid in cash or left on deposit.....					0
7.2 Applied to provide paid-up annuities.....					0
7.3 Other.....					0
7.4 Totals (Sum of Lines 7.1 to 7.3).....	0	0	0	0	0
8. Grand Totals (Lines 6.5 + 7.4).....	0	0	0	0	0
DIRECT CLAIMS AND BENEFITS PAID					
9. Death benefits.....					0
10. Matured endowments.....					0
11. Annuity benefits.....	483,022		41,428		524,450
12. Surrender values and withdrawals for life contracts.....	4,140,199		2,060,925		6,201,124
13. Aggregate write-ins for miscellaneous direct claims and benefits paid.....	0	0	0	0	0
14. All other benefits, except accident and health.....					0
15. Totals.....	4,623,221	0	2,102,353	0	6,725,574

DETAILS OF WRITE-INS

1301.					0
1302.					0
1303.					0
1398. Summary of remaining write-ins for Line 13 from overflow page.....	0	0	0	0	0
1399. Total (Lines 1301 thru 1303 plus 1398)(Line 13 above).....	0	0	0	0	0

	Ordinary		Credit Life (Group and Individual)		Group		Industrial		Total	
	1 No.	2 Amount	3 No. of Ind. Pol. & Gr. Certifs.	4 Amount	5 No. of Certifs.	6 Amount	7 No.	8 Amount	9 No.	10 Amount
DIRECT DEATH BENEFITS AND MATURED ENDOWMENTS INCURRED										
16. Unpaid December 31, prior year.....									0	0
17. Incurred during current year.....									0	0
Settled during current year:										
18.1 By payment in full.....									0	0
18.2 By payment on compromised claims.....									0	0
18.3 Totals paid.....	0	0			0	0	0	0	0	0
18.4 Reduction by compromise.....									0	0
18.5 Amount rejected.....									0	0
18.6 Total settlements.....	0	0	0	0	0	0	0	0	0	0
19. Unpaid Dec. 31, current year (Lines 16 + 17 - 18.6).....	0	0	0	0	0	0	0	0	0	0
POLICY EXHIBIT										
20. In force December 31, prior year.....				(a).....					0	0
21. Issued during year.....									0	0
22. Other changes to in force (Net).....									0	0
23. In force December 31 of current year.....	0	0	0	(a).....	0	0	0	0	0	0

(a) Includes Individual Credit Life Insurance, prior year \$.....0 current year \$.....0.
Includes Group Credit Life Insurance Loans less than or equal to 60 months at issue, prior year \$.....0 current year \$.....0.
Loans greater than 60 months at issue BUT NOT GREATER THAN 120 MONTHS, prior year \$.....0 current year \$.....0.

ACCIDENT AND HEALTH INSURANCE

	1 Direct Premiums	2 Direct Premiums Earned	3 Dividends Paid Or Credited on Direct Business	4 Direct Losses Paid	5 Direct Losses Incurred
24. Group policies (b).....					
24.1 Federal Employee Health Benefits Program premium (b).....					
24.2 Credit (group and individual).....					
24.3 Collectively renewable policies (b).....					
24.4 Medicare Title XVIII exempt from state taxes or fees.....					
Other Individual Policies:					
25.1 Non-cancelable (b).....					
25.2 Guaranteed renewable (b).....					
25.3 Non-renewable for stated reasons only (b).....					
25.4 Other accident only.....					
25.5 All other (b).....					
25.6 Totals (Sum of Lines 25.1 to 25.5).....	0	0	0	0	0
26. Totals (Lines 24 + 24.1 + 24.2 + 24.3 + 24.4 + 25.6).....	0	0	0	0	0

(b) For health business on indicated lines report: Number of persons insured under PPO managed products.....0 and number of persons insured under indemnity only products.....0.



DIRECT BUSINESS IN THE STATE OF **CALIFORNIA** DURING THE YEAR

NAIC Group Code.....0084

NAIC Company Code.....93661

LIFE INSURANCE

	1	2	3	4	5
	Ordinary	Credit Life (Group and Individual)	Group	Industrial	Total
DIRECT PREMIUMS AND ANNUITY CONSIDERATIONS					
1. Life insurance.....				0
2. Annuity considerations.....	52,299,323		773,180		53,072,503
3. Deposit-type contract funds.....	-	XXX		XXX0
4. Other considerations.....				0
5. Totals (Sum of Lines 1 to 4).....	52,299,323	0	773,180	0	53,072,503
DIRECT DIVIDENDS TO POLICYHOLDERS					
Life insurance:					
6.1 Paid in cash or left on deposit.....				0
6.2 Applied to pay renewal premiums.....				0
6.3 Applied to provide paid-up additions or shorten the endowment or premium-paying period.....				0
6.4 Other.....				0
6.5 Totals (Sum of Lines 6.1 to 6.4).....	0	0	0	0	0
Annuities:					
7.1 Paid in cash or left on deposit.....				0
7.2 Applied to provide paid-up annuities.....				0
7.3 Other.....				0
7.4 Totals (Sum of Lines 7.1 to 7.3).....	0	0	0	0	0
8. Grand Totals (Lines 6.5 + 7.4).....	0	0	0	0	0
DIRECT CLAIMS AND BENEFITS PAID					
9. Death benefits.....				0
10. Matured endowments.....				0
11. Annuity benefits.....	11,774,985	-	5,746	-	11,780,731
12. Surrender values and withdrawals for life contracts.....	45,798,567	-	2,158,942	-	47,957,509
13. Aggregate write-ins for miscellaneous direct claims and benefits paid.....	0	0	0	0	0
14. All other benefits, except accident and health.....				0
15. Totals.....	57,573,552	0	2,164,688	0	59,738,240

DETAILS OF WRITE-INS

1301.0
1302.0
1303.0
1398. Summary of remaining write-ins for Line 13 from overflow page.....	0	0	0	0	0
1399. Total (Lines 1301 thru 1303 plus 1398)(Line 13 above).....	0	0	0	0	0

	Ordinary		Credit Life (Group and Individual)		Group		Industrial		Total	
	1	2	3	4	5	6	7	8	9	10
	No.	Amount	No. of Ind. Pols. & Gr. Certifs.	Amount	No. of Certifs.	Amount	No.	Amount	No.	Amount
DIRECT DEATH BENEFITS AND MATURED ENDOWMENTS INCURRED										
16. Unpaid December 31, prior year.....									0	0
17. Incurred during current year.....									0	0
Settled during current year:										
18.1 By payment in full.....									0	0
18.2 By payment on compromised claims.....									0	0
18.3 Totals paid.....	0	0			0	0	0	0	0	0
18.4 Reduction by compromise.....									0	0
18.5 Amount rejected.....									0	0
18.6 Total settlements.....	0	0	0	0	0	0	0	0	0	0
19. Unpaid Dec. 31, current year (Lines 16 + 17 - 18.6).....	0	0	0	0	0	0	0	0	0	0
POLICY EXHIBIT										
20. In force December 31, prior year.....				(a).....					0	0
21. Issued during year.....									0	0
22. Other changes to in force (Net).....									0	0
23. In force December 31 of current year.....	0	0	0	(a).....0	0	0	0	0	0	0

(a) Includes Individual Credit Life Insurance, prior year \$.....0 current year \$.....0.
Includes Group Credit Life Insurance Loans less than or equal to 60 months at issue, prior year \$.....0 current year \$.....0.
Loans greater than 60 months at issue BUT NOT GREATER THAN 120 MONTHS, prior year \$.....0 current year \$.....0.

ACCIDENT AND HEALTH INSURANCE

	1	2	3	4	5
	Direct Premiums	Direct Premiums Earned	Dividends Paid Or Credited on Direct Business	Direct Losses Paid	Direct Losses Incurred
24. Group policies (b).....					
24.1 Federal Employee Health Benefits Program premium (b).....					
24.2 Credit (group and individual).....					
24.3 Collectively renewable policies (b).....					
24.4 Medicare Title XVIII exempt from state taxes or fees.....					
Other Individual Policies:					
25.1 Non-cancelable (b).....					
25.2 Guaranteed renewable (b).....					
25.3 Non-renewable for stated reasons only (b).....					
25.4 Other accident only.....					
25.5 All other (b).....					
25.6 Totals (Sum of Lines 25.1 to 25.5).....	0	0	0	0	0
26. Totals (Lines 24 + 24.1 + 24.2 + 24.3 + 24.4 + 25.6).....	0	0	0	0	0

(b) For health business on indicated lines report: Number of persons insured under PPO managed products.....0 and number of persons insured under indemnity only products.....0.



DIRECT BUSINESS IN THE STATE OF CANADA DURING THE YEAR
 NAIC Group Code.....0084 NAIC Company Code.....93661

LIFE INSURANCE

	1 Ordinary	2 Credit Life (Group and Individual)	3 Group	4 Industrial	5 Total
DIRECT PREMIUMS AND ANNUITY CONSIDERATIONS					
1. Life insurance.....					0
2. Annuity considerations.....	-		-		0
3. Deposit-type contract funds.....		XXX		XXX	0
4. Other considerations.....					0
5. Totals (Sum of Lines 1 to 4).....	0	0	0	0	0
DIRECT DIVIDENDS TO POLICYHOLDERS					
Life insurance:					
6.1 Paid in cash or left on deposit.....					0
6.2 Applied to pay renewal premiums.....					0
6.3 Applied to provide paid-up additions or shorten the endowment or premium-paying period.....					0
6.4 Other.....					0
6.5 Totals (Sum of Lines 6.1 to 6.4).....	0	0	0	0	0
Annuities:					
7.1 Paid in cash or left on deposit.....					0
7.2 Applied to provide paid-up annuities.....					0
7.3 Other.....					0
7.4 Totals (Sum of Lines 7.1 to 7.3).....	0	0	0	0	0
8. Grand Totals (Lines 6.5 + 7.4).....	0	0	0	0	0
DIRECT CLAIMS AND BENEFITS PAID					
9. Death benefits.....					0
10. Matured endowments.....					0
11. Annuity benefits.....					0
12. Surrender values and withdrawals for life contracts.....					0
13. Aggregate write-ins for miscellaneous direct claims and benefits paid.....	0	0	0	0	0
14. All other benefits, except accident and health.....					0
15. Totals.....	0	0	0	0	0

DETAILS OF WRITE-INS

1301.					0
1302.					0
1303.					0
1398. Summary of remaining write-ins for Line 13 from overflow page.....	0	0	0	0	0
1399. Total (Lines 1301 thru 1303 plus 1398)(Line 13 above).....	0	0	0	0	0

	Ordinary		Credit Life (Group and Individual)		Group		Industrial		Total	
	1 No.	2 Amount	3 No. of Ind. Pol. & Gr. Certifs.	4 Amount	5 No. of Certifs.	6 Amount	7 No.	8 Amount	9 No.	10 Amount
DIRECT DEATH BENEFITS AND MATURED ENDOWMENTS INCURRED										
16. Unpaid December 31, prior year.....									0	0
17. Incurred during current year.....									0	0
Settled during current year:										
18.1 By payment in full.....									0	0
18.2 By payment on compromised claims.....									0	0
18.3 Totals paid.....	0	0			0	0	0	0	0	0
18.4 Reduction by compromise.....									0	0
18.5 Amount rejected.....									0	0
18.6 Total settlements.....	0	0	0	0	0	0	0	0	0	0
19. Unpaid Dec. 31, current year (Lines 16 + 17 - 18.6).....	0	0	0	0	0	0	0	0	0	0
POLICY EXHIBIT										
20. In force December 31, prior year.....				(a).....					0	0
21. Issued during year.....									0	0
22. Other changes to in force (Net).....									0	0
23. In force December 31 of current year.....	0	0	0	(a).....	0	0	0	0	0	0

(a) Includes Individual Credit Life Insurance, prior year \$.00 current year \$.00.
 Includes Group Credit Life Insurance Loans less than or equal to 60 months at issue, prior year \$.00 current year \$.00.
 Loans greater than 60 months at issue BUT NOT GREATER THAN 120 MONTHS, prior year \$.00 current year \$.00.

ACCIDENT AND HEALTH INSURANCE

	1 Direct Premiums	2 Direct Premiums Earned	3 Dividends Paid Or Credited on Direct Business	4 Direct Losses Paid	5 Direct Losses Incurred
24. Group policies (b).....					
24.1 Federal Employee Health Benefits Program premium (b).....					
24.2 Credit (group and individual).....					
24.3 Collectively renewable policies (b).....					
24.4 Medicare Title XVIII exempt from state taxes or fees.....					
Other Individual Policies:					
25.1 Non-cancelable (b).....					
25.2 Guaranteed renewable (b).....					
25.3 Non-renewable for stated reasons only (b).....					
25.4 Other accident only.....					
25.5 All other (b).....					
25.6 Totals (Sum of Lines 25.1 to 25.5).....	0	0	0	0	0
26. Totals (Lines 24 + 24.1 + 24.2 + 24.3 + 24.4 + 25.6).....	0	0	0	0	0

(b) For health business on indicated lines report: Number of persons insured under PPO managed products.....0 and number of persons insured under indemnity only products.....0.



DIRECT BUSINESS IN THE STATE OF **COLORADO** DURING THE YEAR

NAIC Group Code.....0084

NAIC Company Code.....93661

LIFE INSURANCE

	1 Ordinary	2 Credit Life (Group and Individual)	3 Group	4 Industrial	5 Total
DIRECT PREMIUMS AND ANNUITY CONSIDERATIONS					
1. Life insurance.....					0
2. Annuity considerations.....	317,225		182,395		499,620
3. Deposit-type contract funds.....		XXX		XXX	0
4. Other considerations.....					0
5. Totals (Sum of Lines 1 to 4).....	317,225	0	182,395	0	499,620
DIRECT DIVIDENDS TO POLICYHOLDERS					
Life insurance:					
6.1 Paid in cash or left on deposit.....					0
6.2 Applied to pay renewal premiums.....					0
6.3 Applied to provide paid-up additions or shorten the endowment or premium-paying period.....					0
6.4 Other.....					0
6.5 Totals (Sum of Lines 6.1 to 6.4).....	0	0	0	0	0
Annuities:					
7.1 Paid in cash or left on deposit.....					0
7.2 Applied to provide paid-up annuities.....					0
7.3 Other.....					0
7.4 Totals (Sum of Lines 7.1 to 7.3).....	0	0	0	0	0
8. Grand Totals (Lines 6.5 + 7.4).....	0	0	0	0	0
DIRECT CLAIMS AND BENEFITS PAID					
9. Death benefits.....					0
10. Matured endowments.....					0
11. Annuity benefits.....	393,739		52,717		446,456
12. Surrender values and withdrawals for life contracts.....	609,348		1,759,066		2,368,414
13. Aggregate write-ins for miscellaneous direct claims and benefits paid.....	0	0	0	0	0
14. All other benefits, except accident and health.....					0
15. Totals.....	1,003,087	0	1,811,783	0	2,814,870

DETAILS OF WRITE-INS

1301.					0
1302.					0
1303.					0
1398. Summary of remaining write-ins for Line 13 from overflow page.....	0	0	0	0	0
1399. Total (Lines 1301 thru 1303 plus 1398)(Line 13 above).....	0	0	0	0	0

	Ordinary		Credit Life (Group and Individual)		Group		Industrial		Total	
	1 No.	2 Amount	3 No. of Ind. Pols. & Gr. Certifs.	4 Amount	5 No. of Certifs.	6 Amount	7 No.	8 Amount	9 No.	10 Amount
DIRECT DEATH BENEFITS AND MATURED ENDOWMENTS INCURRED										
16. Unpaid December 31, prior year.....									0	0
17. Incurred during current year.....									0	0
Settled during current year:										
18.1 By payment in full.....									0	0
18.2 By payment on compromised claims.....									0	0
18.3 Totals paid.....	0	0			0	0	0	0	0	0
18.4 Reduction by compromise.....									0	0
18.5 Amount rejected.....									0	0
18.6 Total settlements.....	0	0	0	0	0	0	0	0	0	0
19. Unpaid Dec. 31, current year (Lines 16 + 17 - 18.6).....	0	0	0	0	0	0	0	0	0	0
POLICY EXHIBIT										
20. In force December 31, prior year.....				(a).....					0	0
21. Issued during year.....									0	0
22. Other changes to in force (Net).....									0	0
23. In force December 31 of current year.....	0	0	0	(a).....	0	0	0	0	0	0

(a) Includes Individual Credit Life Insurance, prior year \$.....0 current year \$.....0.
Includes Group Credit Life Insurance Loans less than or equal to 60 months at issue, prior year \$.....0 current year \$.....0.
Loans greater than 60 months at issue BUT NOT GREATER THAN 120 MONTHS, prior year \$.....0 current year \$.....0.

ACCIDENT AND HEALTH INSURANCE

	1 Direct Premiums	2 Direct Premiums Earned	3 Dividends Paid Or Credited on Direct Business	4 Direct Losses Paid	5 Direct Losses Incurred
24. Group policies (b).....					
24.1 Federal Employee Health Benefits Program premium (b).....					
24.2 Credit (group and individual).....					
24.3 Collectively renewable policies (b).....					
24.4 Medicare Title XVIII exempt from state taxes or fees.....					
Other Individual Policies:					
25.1 Non-cancelable (b).....					
25.2 Guaranteed renewable (b).....					
25.3 Non-renewable for stated reasons only (b).....					
25.4 Other accident only.....					
25.5 All other (b).....					
25.6 Totals (Sum of Lines 25.1 to 25.5).....	0	0	0	0	0
26. Totals (Lines 24 + 24.1 + 24.2 + 24.3 + 24.4 + 25.6).....	0	0	0	0	0

(b) For health business on indicated lines report: Number of persons insured under PPO managed products.....0 and number of persons insured under indemnity only products.....0.



DIRECT BUSINESS IN THE STATE OF **CONNECTICUT** DURING THE YEAR

NAIC Group Code.....0084

NAIC Company Code.....93661

LIFE INSURANCE

	1 Ordinary	2 Credit Life (Group and Individual)	3 Group	4 Industrial	5 Total
DIRECT PREMIUMS AND ANNUITY CONSIDERATIONS					
1. Life insurance.....					0
2. Annuity considerations.....	3,330,893		47,613		3,378,506
3. Deposit-type contract funds.....		XXX		XXX	0
4. Other considerations.....					0
5. Totals (Sum of Lines 1 to 4).....	3,330,893	0	47,613	0	3,378,506
DIRECT DIVIDENDS TO POLICYHOLDERS					
Life insurance:					
6.1 Paid in cash or left on deposit.....					0
6.2 Applied to pay renewal premiums.....					0
6.3 Applied to provide paid-up additions or shorten the endowment or premium-paying period.....					0
6.4 Other.....					0
6.5 Totals (Sum of Lines 6.1 to 6.4).....	0	0	0	0	0
Annuities:					
7.1 Paid in cash or left on deposit.....					0
7.2 Applied to provide paid-up annuities.....					0
7.3 Other.....					0
7.4 Totals (Sum of Lines 7.1 to 7.3).....	0	0	0	0	0
8. Grand Totals (Lines 6.5 + 7.4).....	0	0	0	0	0
DIRECT CLAIMS AND BENEFITS PAID					
9. Death benefits.....					0
10. Matured endowments.....					0
11. Annuity benefits.....	97,501				97,501
12. Surrender values and withdrawals for life contracts.....	669,901		18,401		688,302
13. Aggregate write-ins for miscellaneous direct claims and benefits paid.....	0	0	0	0	0
14. All other benefits, except accident and health.....					0
15. Totals.....	767,402	0	18,401	0	785,803

DETAILS OF WRITE-INS

1301.					0
1302.					0
1303.					0
1398. Summary of remaining write-ins for Line 13 from overflow page.....	0	0	0	0	0
1399. Total (Lines 1301 thru 1303 plus 1398)(Line 13 above).....	0	0	0	0	0

	Ordinary		Credit Life (Group and Individual)		Group		Industrial		Total	
	1 No.	2 Amount	3 No. of Ind. Pols. & Gr. Certifs.	4 Amount	5 No. of Certifs.	6 Amount	7 No.	8 Amount	9 No.	10 Amount
DIRECT DEATH BENEFITS AND MATURED ENDOWMENTS INCURRED										
16. Unpaid December 31, prior year.....									0	0
17. Incurred during current year.....									0	0
Settled during current year:										
18.1 By payment in full.....									0	0
18.2 By payment on compromised claims.....									0	0
18.3 Totals paid.....	0	0			0	0	0	0	0	0
18.4 Reduction by compromise.....									0	0
18.5 Amount rejected.....									0	0
18.6 Total settlements.....	0	0	0	0	0	0	0	0	0	0
19. Unpaid Dec. 31, current year (Lines 16 + 17 - 18.6).....	0	0	0	0	0	0	0	0	0	0
POLICY EXHIBIT										
20. In force December 31, prior year.....				(a).....					0	0
21. Issued during year.....									0	0
22. Other changes to in force (Net).....									0	0
23. In force December 31 of current year.....	0	0	0	(a).....0	0	0	0	0	0	0

(a) Includes Individual Credit Life Insurance, prior year \$.....0 current year \$.....0.
Includes Group Credit Life Insurance Loans less than or equal to 60 months at issue, prior year \$.....0 current year \$.....0.
Loans greater than 60 months at issue BUT NOT GREATER THAN 120 MONTHS, prior year \$.....0 current year \$.....0.

ACCIDENT AND HEALTH INSURANCE

	1 Direct Premiums	2 Direct Premiums Earned	3 Dividends Paid Or Credited on Direct Business	4 Direct Losses Paid	5 Direct Losses Incurred
24. Group policies (b).....					
24.1 Federal Employee Health Benefits Program premium (b).....					
24.2 Credit (group and individual).....					
24.3 Collectively renewable policies (b).....					
24.4 Medicare Title XVIII exempt from state taxes or fees.....					
Other Individual Policies:					
25.1 Non-cancelable (b).....					
25.2 Guaranteed renewable (b).....					
25.3 Non-renewable for stated reasons only (b).....					
25.4 Other accident only.....					
25.5 All other (b).....					
25.6 Totals (Sum of Lines 25.1 to 25.5).....	0	0	0	0	0
26. Totals (Lines 24 + 24.1 + 24.2 + 24.3 + 24.4 + 25.6).....	0	0	0	0	0

(b) For health business on indicated lines report: Number of persons insured under PPO managed products.....0 and number of persons insured under indemnity only products.....0.



DIRECT BUSINESS IN THE STATE OF DISTRICT OF COLUMBIA DURING THE YEAR

NAIC Group Code....0084

NAIC Company Code....93661

LIFE INSURANCE

	1 Ordinary	2 Credit Life (Group and Individual)	3 Group	4 Industrial	5 Total
DIRECT PREMIUMS AND ANNUITY CONSIDERATIONS					
1. Life insurance.....					0
2. Annuity considerations.....	202,425		6,220		208,645
3. Deposit-type contract funds.....		XXX		XXX	0
4. Other considerations.....					0
5. Totals (Sum of Lines 1 to 4).....	202,425	0	6,220	0	208,645
DIRECT DIVIDENDS TO POLICYHOLDERS					
Life insurance:					
6.1 Paid in cash or left on deposit.....					0
6.2 Applied to pay renewal premiums.....					0
6.3 Applied to provide paid-up additions or shorten the endowment or premium-paying period.....					0
6.4 Other.....					0
6.5 Totals (Sum of Lines 6.1 to 6.4).....	0	0	0	0	0
Annuities:					
7.1 Paid in cash or left on deposit.....					0
7.2 Applied to provide paid-up annuities.....					0
7.3 Other.....					0
7.4 Totals (Sum of Lines 7.1 to 7.3).....	0	0	0	0	0
8. Grand Totals (Lines 6.5 + 7.4).....	0	0	0	0	0
DIRECT CLAIMS AND BENEFITS PAID					
9. Death benefits.....					0
10. Matured endowments.....					0
11. Annuity benefits.....	242				242
12. Surrender values and withdrawals for life contracts.....	50,556		60		50,616
13. Aggregate write-ins for miscellaneous direct claims and benefits paid.....	0	0	0	0	0
14. All other benefits, except accident and health.....					0
15. Totals.....	50,798	0	60	0	50,858

DETAILS OF WRITE-INS

1301.					0
1302.					0
1303.					0
1398. Summary of remaining write-ins for Line 13 from overflow page.....	0	0	0	0	0
1399. Total (Lines 1301 thru 1303 plus 1398)(Line 13 above).....	0	0	0	0	0

	Ordinary		Credit Life (Group and Individual)		Group		Industrial		Total	
	1 No.	2 Amount	3 No. of Ind. Pol. & Gr. Certifs.	4 Amount	5 No. of Certifs.	6 Amount	7 No.	8 Amount	9 No.	10 Amount
DIRECT DEATH BENEFITS AND MATURED ENDOWMENTS INCURRED										
16. Unpaid December 31, prior year.....									0	0
17. Incurred during current year.....									0	0
Settled during current year:										
18.1 By payment in full.....									0	0
18.2 By payment on compromised claims.....									0	0
18.3 Totals paid.....	0	0			0	0	0	0	0	0
18.4 Reduction by compromise.....									0	0
18.5 Amount rejected.....									0	0
18.6 Total settlements.....	0	0	0	0	0	0	0	0	0	0
19. Unpaid Dec. 31, current year (Lines 16 + 17 - 18.6).....	0	0	0	0	0	0	0	0	0	0
POLICY EXHIBIT										
20. In force December 31, prior year.....				(a).....					0	0
21. Issued during year.....									0	0
22. Other changes to in force (Net).....									0	0
23. In force December 31 of current year.....	0	0	0	(a).....	0	0	0	0	0	0

(a) Includes Individual Credit Life Insurance, prior year \$.....0 current year \$.....0.
Includes Group Credit Life Insurance Loans less than or equal to 60 months at issue, prior year \$.....0 current year \$.....0.
Loans greater than 60 months at issue BUT NOT GREATER THAN 120 MONTHS, prior year \$.....0 current year \$.....0.

ACCIDENT AND HEALTH INSURANCE

	1 Direct Premiums	2 Direct Premiums Earned	3 Dividends Paid Or Credited on Direct Business	4 Direct Losses Paid	5 Direct Losses Incurred
24. Group policies (b).....					
24.1 Federal Employee Health Benefits Program premium (b).....					
24.2 Credit (group and individual).....					
24.3 Collectively renewable policies (b).....					
24.4 Medicare Title XVIII exempt from state taxes or fees.....					
Other Individual Policies:					
25.1 Non-cancelable (b).....					
25.2 Guaranteed renewable (b).....					
25.3 Non-renewable for stated reasons only (b).....					
25.4 Other accident only.....					
25.5 All other (b).....					
25.6 Totals (Sum of Lines 25.1 to 25.5).....	0	0	0	0	0
26. Totals (Lines 24 + 24.1 + 24.2 + 24.3 + 24.4 + 25.6).....	0	0	0	0	0

(b) For health business on indicated lines report: Number of persons insured under PPO managed products.....0 and number of persons insured under indemnity only products.....0.



DIRECT BUSINESS IN THE STATE OF **DELAWARE** DURING THE YEAR

NAIC Group Code....0084

NAIC Company Code....93661

LIFE INSURANCE

	1 Ordinary	2 Credit Life (Group and Individual)	3 Group	4 Industrial	5 Total
DIRECT PREMIUMS AND ANNUITY CONSIDERATIONS					
1. Life insurance.....					0
2. Annuity considerations.....	447,699		-		447,699
3. Deposit-type contract funds.....		XXX		XXX	0
4. Other considerations.....					0
5. Totals (Sum of Lines 1 to 4).....	447,699	0	0	0	447,699
DIRECT DIVIDENDS TO POLICYHOLDERS					
Life insurance:					
6.1 Paid in cash or left on deposit.....					0
6.2 Applied to pay renewal premiums.....					0
6.3 Applied to provide paid-up additions or shorten the endowment or premium-paying period.....					0
6.4 Other.....					0
6.5 Totals (Sum of Lines 6.1 to 6.4).....	0	0	0	0	0
Annuities:					
7.1 Paid in cash or left on deposit.....					0
7.2 Applied to provide paid-up annuities.....					0
7.3 Other.....					0
7.4 Totals (Sum of Lines 7.1 to 7.3).....	0	0	0	0	0
8. Grand Totals (Lines 6.5 + 7.4).....	0	0	0	0	0
DIRECT CLAIMS AND BENEFITS PAID					
9. Death benefits.....					0
10. Matured endowments.....					0
11. Annuity benefits.....	5,944				5,944
12. Surrender values and withdrawals for life contracts.....	67,525				67,525
13. Aggregate write-ins for miscellaneous direct claims and benefits paid.....	0	0	0	0	0
14. All other benefits, except accident and health.....					0
15. Totals.....	73,469	0	0	0	73,469

DETAILS OF WRITE-INS

1301.					0
1302.					0
1303.					0
1398. Summary of remaining write-ins for Line 13 from overflow page.....	0	0	0	0	0
1399. Total (Lines 1301 thru 1303 plus 1398)(Line 13 above).....	0	0	0	0	0

	Ordinary		Credit Life (Group and Individual)		Group		Industrial		Total	
	1 No.	2 Amount	3 No. of Ind. Pol. & Gr. Certifs.	4 Amount	5 No. of Certifs.	6 Amount	7 No.	8 Amount	9 No.	10 Amount
DIRECT DEATH BENEFITS AND MATURED ENDOWMENTS INCURRED										
16. Unpaid December 31, prior year.....									0	0
17. Incurred during current year.....									0	0
Settled during current year:										
18.1 By payment in full.....									0	0
18.2 By payment on compromised claims.....									0	0
18.3 Totals paid.....	0	0	0	0	0	0	0	0	0	0
18.4 Reduction by compromise.....									0	0
18.5 Amount rejected.....									0	0
18.6 Total settlements.....	0	0	0	0	0	0	0	0	0	0
19. Unpaid Dec. 31, current year (Lines 16 + 17 - 18.6).....	0	0	0	0	0	0	0	0	0	0
POLICY EXHIBIT										
20. In force December 31, prior year.....				(a).....					0	0
21. Issued during year.....									0	0
22. Other changes to in force (Net).....									0	0
23. In force December 31 of current year.....	0	0	0	(a).....	0	0	0	0	0	0

(a) Includes Individual Credit Life Insurance, prior year \$.....0 current year \$.....0.
Includes Group Credit Life Insurance Loans less than or equal to 60 months at issue, prior year \$.....0 current year \$.....0.
Loans greater than 60 months at issue BUT NOT GREATER THAN 120 MONTHS, prior year \$.....0 current year \$.....0.

ACCIDENT AND HEALTH INSURANCE

	1 Direct Premiums	2 Direct Premiums Earned	3 Dividends Paid Or Credited on Direct Business	4 Direct Losses Paid	5 Direct Losses Incurred
24. Group policies (b).....					
24.1 Federal Employee Health Benefits Program premium (b).....					
24.2 Credit (group and individual).....					
24.3 Collectively renewable policies (b).....					
24.4 Medicare Title XVIII exempt from state taxes or fees.....					
Other Individual Policies:					
25.1 Non-cancelable (b).....					
25.2 Guaranteed renewable (b).....					
25.3 Non-renewable for stated reasons only (b).....					
25.4 Other accident only.....					
25.5 All other (b).....					
25.6 Totals (Sum of Lines 25.1 to 25.5).....	0	0	0	0	0
26. Totals (Lines 24 + 24.1 + 24.2 + 24.3 + 24.4 + 25.6).....	0	0	0	0	0

(b) For health business on indicated lines report: Number of persons insured under PPO managed products.....0 and number of persons insured under indemnity only products.....0.



DIRECT BUSINESS IN THE STATE OF **FLORIDA** DURING THE YEAR

NAIC Group Code.....0084

NAIC Company Code.....93661

LIFE INSURANCE

	1 Ordinary	2 Credit Life (Group and Individual)	3 Group	4 Industrial	5 Total
DIRECT PREMIUMS AND ANNUITY CONSIDERATIONS					
1. Life insurance.....				0
2. Annuity considerations.....	23,622,286		1,914,332		25,536,618
3. Deposit-type contract funds.....		XXX		XXX0
4. Other considerations.....				0
5. Totals (Sum of Lines 1 to 4).....	23,622,286	0	1,914,332	0	25,536,618
DIRECT DIVIDENDS TO POLICYHOLDERS					
Life insurance:					
6.1 Paid in cash or left on deposit.....				0
6.2 Applied to pay renewal premiums.....				0
6.3 Applied to provide paid-up additions or shorten the endowment or premium-paying period.....				0
6.4 Other.....				0
6.5 Totals (Sum of Lines 6.1 to 6.4).....	0	0	0	0	0
Annuities:					
7.1 Paid in cash or left on deposit.....				0
7.2 Applied to provide paid-up annuities.....				0
7.3 Other.....				0
7.4 Totals (Sum of Lines 7.1 to 7.3).....	0	0	0	0	0
8. Grand Totals (Lines 6.5 + 7.4).....	0	0	0	0	0
DIRECT CLAIMS AND BENEFITS PAID					
9. Death benefits.....				0
10. Matured endowments.....				0
11. Annuity benefits.....	1,444,387		821		1,445,208
12. Surrender values and withdrawals for life contracts.....	8,012,821		541,780		8,554,601
13. Aggregate write-ins for miscellaneous direct claims and benefits paid.....	0	0	0	0	0
14. All other benefits, except accident and health.....				0
15. Totals.....	9,457,208	0	542,601	0	9,999,809

DETAILS OF WRITE-INS

1301.0
1302.0
1303.0
1398. Summary of remaining write-ins for Line 13 from overflow page.....	0	0	0	0	0
1399. Total (Lines 1301 thru 1303 plus 1398)(Line 13 above).....	0	0	0	0	0

	Ordinary		Credit Life (Group and Individual)		Group		Industrial		Total	
	1 No.	2 Amount	3 No. of Ind. Pol. & Gr. Certifs.	4 Amount	5 No. of Certifs.	6 Amount	7 No.	8 Amount	9 No.	10 Amount
DIRECT DEATH BENEFITS AND MATURED ENDOWMENTS INCURRED										
16. Unpaid December 31, prior year.....									0	0
17. Incurred during current year.....									0	0
Settled during current year:										
18.1 By payment in full.....									0	0
18.2 By payment on compromised claims.....									0	0
18.3 Totals paid.....	0	0			0	0	0	0	0	0
18.4 Reduction by compromise.....									0	0
18.5 Amount rejected.....									0	0
18.6 Total settlements.....	0	0	0	0	0	0	0	0	0	0
19. Unpaid Dec. 31, current year (Lines 16 + 17 - 18.6).....	0	0	0	0	0	0	0	0	0	0
POLICY EXHIBIT										
20. In force December 31, prior year.....				(a).....					0	0
21. Issued during year.....									0	0
22. Other changes to in force (Net).....									0	0
23. In force December 31 of current year.....	0	0	0	(a).....0	0	0	0	0	0	0

(a) Includes Individual Credit Life Insurance, prior year \$.....0 current year \$.....0.
Includes Group Credit Life Insurance Loans less than or equal to 60 months at issue, prior year \$.....0 current year \$.....0.
Loans greater than 60 months at issue BUT NOT GREATER THAN 120 MONTHS, prior year \$.....0 current year \$.....0.

ACCIDENT AND HEALTH INSURANCE

	1 Direct Premiums	2 Direct Premiums Earned	3 Dividends Paid Or Credited on Direct Business	4 Direct Losses Paid	5 Direct Losses Incurred
24. Group policies (b).....					
24.1 Federal Employee Health Benefits Program premium (b).....					
24.2 Credit (group and individual).....					
24.3 Collectively renewable policies (b).....					
24.4 Medicare Title XVIII exempt from state taxes or fees.....					
Other Individual Policies:					
25.1 Non-cancelable (b).....					
25.2 Guaranteed renewable (b).....					
25.3 Non-renewable for stated reasons only (b).....					
25.4 Other accident only.....					
25.5 All other (b).....					
25.6 Totals (Sum of Lines 25.1 to 25.5).....	0	0	0	0	0
26. Totals (Lines 24 + 24.1 + 24.2 + 24.3 + 24.4 + 25.6).....	0	0	0	0	0

(b) For health business on indicated lines report: Number of persons insured under PPO managed products.....0 and number of persons insured under indemnity only products.....0.



DIRECT BUSINESS IN THE STATE OF **GEORGIA** DURING THE YEAR
 NAIC Group Code.....0084 NAIC Company Code.....93661

LIFE INSURANCE

	1 Ordinary	2 Credit Life (Group and Individual)	3 Group	4 Industrial	5 Total
DIRECT PREMIUMS AND ANNUITY CONSIDERATIONS					
1. Life insurance.....					0
2. Annuity considerations.....	1,490,598		155,856		1,646,454
3. Deposit-type contract funds.....		XXX		XXX	0
4. Other considerations.....					0
5. Totals (Sum of Lines 1 to 4).....	1,490,598	0	155,856	0	1,646,454
DIRECT DIVIDENDS TO POLICYHOLDERS					
Life insurance:					
6.1 Paid in cash or left on deposit.....					0
6.2 Applied to pay renewal premiums.....					0
6.3 Applied to provide paid-up additions or shorten the endowment or premium-paying period.....					0
6.4 Other.....					0
6.5 Totals (Sum of Lines 6.1 to 6.4).....	0	0	0	0	0
Annuities:					
7.1 Paid in cash or left on deposit.....					0
7.2 Applied to provide paid-up annuities.....					0
7.3 Other.....					0
7.4 Totals (Sum of Lines 7.1 to 7.3).....	0	0	0	0	0
8. Grand Totals (Lines 6.5 + 7.4).....	0	0	0	0	0
DIRECT CLAIMS AND BENEFITS PAID					
9. Death benefits.....					0
10. Matured endowments.....					0
11. Annuity benefits.....	189,479		14,973		204,452
12. Surrender values and withdrawals for life contracts.....	1,150,549		2,314,387		3,464,936
13. Aggregate write-ins for miscellaneous direct claims and benefits paid.....	0	0	0	0	0
14. All other benefits, except accident and health.....					0
15. Totals.....	1,340,028	0	2,329,360	0	3,669,388

DETAILS OF WRITE-INS

1301.					0
1302.					0
1303.					0
1398. Summary of remaining write-ins for Line 13 from overflow page.....	0	0	0	0	0
1399. Total (Lines 1301 thru 1303 plus 1398)(Line 13 above).....	0	0	0	0	0

	Ordinary		Credit Life (Group and Individual)		Group		Industrial		Total	
	1 No.	2 Amount	3 No. of Ind. Pols. & Gr. Certifs.	4 Amount	5 No. of Certifs.	6 Amount	7 No.	8 Amount	9 No.	10 Amount
DIRECT DEATH BENEFITS AND MATURED ENDOWMENTS INCURRED										
16. Unpaid December 31, prior year.....									0	0
17. Incurred during current year.....									0	0
Settled during current year:										
18.1 By payment in full.....									0	0
18.2 By payment on compromised claims.....									0	0
18.3 Totals paid.....	0	0			0	0	0	0	0	0
18.4 Reduction by compromise.....									0	0
18.5 Amount rejected.....									0	0
18.6 Total settlements.....	0	0	0	0	0	0	0	0	0	0
19. Unpaid Dec. 31, current year (Lines 16 + 17 - 18.6).....	0	0	0	0	0	0	0	0	0	0
POLICY EXHIBIT										
20. In force December 31, prior year.....				(a).....					0	0
21. Issued during year.....									0	0
22. Other changes to in force (Net).....									0	0
23. In force December 31 of current year.....	0	0	0	(a).....	0	0	0	0	0	0

(a) Includes Individual Credit Life Insurance, prior year \$.....0 current year \$.....0.
 Includes Group Credit Life Insurance Loans less than or equal to 60 months at issue, prior year \$.....0 current year \$.....0.
 Loans greater than 60 months at issue BUT NOT GREATER THAN 120 MONTHS, prior year \$.....0 current year \$.....0.

ACCIDENT AND HEALTH INSURANCE

	1 Direct Premiums	2 Direct Premiums Earned	3 Dividends Paid Or Credited on Direct Business	4 Direct Losses Paid	5 Direct Losses Incurred
24. Group policies (b).....					
24.1 Federal Employee Health Benefits Program premium (b).....					
24.2 Credit (group and individual).....					
24.3 Collectively renewable policies (b).....					
24.4 Medicare Title XVIII exempt from state taxes or fees.....					
Other Individual Policies:					
25.1 Non-cancelable (b).....					
25.2 Guaranteed renewable (b).....					
25.3 Non-renewable for stated reasons only (b).....					
25.4 Other accident only.....					
25.5 All other (b).....					
25.6 Totals (Sum of Lines 25.1 to 25.5).....	0	0	0	0	0
26. Totals (Lines 24 + 24.1 + 24.2 + 24.3 + 24.4 + 25.6).....	0	0	0	0	0

(b) For health business on indicated lines report: Number of persons insured under PPO managed products.....0 and number of persons insured under indemnity only products.....0.



DIRECT BUSINESS IN GRAND TOTAL DURING THE YEAR

NAIC Group Code.....0084

NAIC Company Code.....93661

LIFE INSURANCE

	1 Ordinary	2 Credit Life (Group and Individual)	3 Group	4 Industrial	5 Total
DIRECT PREMIUMS AND ANNUITY CONSIDERATIONS					
1. Life insurance.....				0
2. Annuity considerations.....	234,008,064		33,741,060		267,749,124
3. Deposit-type contract funds.....	10,806	XXX		XXX	10,806
4. Other considerations.....				0
5. Totals (Sum of Lines 1 to 4).....	234,018,870	0	33,741,060	0	267,759,930
DIRECT DIVIDENDS TO POLICYHOLDERS					
Life insurance:					
6.1 Paid in cash or left on deposit.....				0
6.2 Applied to pay renewal premiums.....				0
6.3 Applied to provide paid-up additions or shorten the endowment or premium-paying period.....				0
6.4 Other.....				0
6.5 Totals (Sum of Lines 6.1 to 6.4).....	0	0	0	0	0
Annuities:					
7.1 Paid in cash or left on deposit.....				0
7.2 Applied to provide paid-up annuities.....				0
7.3 Other.....				0
7.4 Totals (Sum of Lines 7.1 to 7.3).....	0	0	0	0	0
8. Grand Totals (Lines 6.5 + 7.4).....	0	0	0	0	0
DIRECT CLAIMS AND BENEFITS PAID					
9. Death benefits.....				0
10. Matured endowments.....				0
11. Annuity benefits.....	28,399,997		138,330		28,538,327
12. Surrender values and withdrawals for life contracts.....	168,644,398		55,518,725		224,163,123
13. Aggregate write-ins for miscellaneous direct claims and benefits paid.....	0	0	0	0	0
14. All other benefits, except accident and health.....				0
15. Totals.....	197,044,395	0	55,657,055	0	252,701,450

DETAILS OF WRITE-INS

1301.0
1302.0
1303.0
1398. Summary of remaining write-ins for Line 13 from overflow page.....	0	0	0	0	0
1399. Total (Lines 1301 thru 1303 plus 1398)(Line 13 above).....	0	0	0	0	0

	Ordinary		Credit Life (Group and Individual)		Group		Industrial		Total	
	1 No.	2 Amount	3 No. of Ind. Pols. & Gr. Certifs.	4 Amount	5 No. of Certifs.	6 Amount	7 No.	8 Amount	9 No.	10 Amount
DIRECT DEATH BENEFITS AND MATURED ENDOWMENTS INCURRED										
16. Unpaid December 31, prior year.....									0	0
17. Incurred during current year.....									0	0
Settled during current year:										
18.1 By payment in full.....									0	0
18.2 By payment on compromised claims.....									0	0
18.3 Totals paid.....	0	0			0	0	0	0	0	0
18.4 Reduction by compromise.....									0	0
18.5 Amount rejected.....									0	0
18.6 Total settlements.....	0	0	0	0	0	0	0	0	0	0
19. Unpaid Dec. 31, current year (Lines 16 + 17 - 18.6).....	0	0	0	0	0	0	0	0	0	0
POLICY EXHIBIT										
20. In force December 31, prior year.....				(a).....					0	0
21. Issued during year.....									0	0
22. Other changes to in force (Net).....									0	0
23. In force December 31 of current year.....	0	0	0	(a).....0	0	0	0	0	0	0

(a) Includes Individual Credit Life Insurance, prior year \$.....0 current year \$.....0.
 Includes Group Credit Life Insurance Loans less than or equal to 60 months at issue, prior year \$.....0 current year \$.....0.
 Loans greater than 60 months at issue BUT NOT GREATER THAN 120 MONTHS, prior year \$.....0 current year \$.....0.

ACCIDENT AND HEALTH INSURANCE

	1 Direct Premiums	2 Direct Premiums Earned	3 Dividends Paid Or Credited on Direct Business	4 Direct Losses Paid	5 Direct Losses Incurred
24. Group policies (b).....					
24.1 Federal Employee Health Benefits Program premium (b).....					
24.2 Credit (group and individual).....					
24.3 Collectively renewable policies (b).....					
24.4 Medicare Title XVIII exempt from state taxes or fees.....					
Other Individual Policies:					
25.1 Non-cancelable (b).....					
25.2 Guaranteed renewable (b).....					
25.3 Non-renewable for stated reasons only (b).....					
25.4 Other accident only.....					
25.5 All other (b).....					
25.6 Totals (Sum of Lines 25.1 to 25.5).....	0	0	0	0	0
26. Totals (Lines 24 + 24.1 + 24.2 + 24.3 + 24.4 + 25.6).....	0	0	0	0	0

(b) For health business on indicated lines report: Number of persons insured under PPO managed products.....0 and number of persons insured under indemnity only products.....0.



DIRECT BUSINESS IN THE STATE OF **HAWAII** DURING THE YEAR

NAIC Group Code.....0084

NAIC Company Code.....93661

LIFE INSURANCE

	1 Ordinary	2 Credit Life (Group and Individual)	3 Group	4 Industrial	5 Total
DIRECT PREMIUMS AND ANNUITY CONSIDERATIONS					
1. Life insurance.....				0
2. Annuity considerations.....	2,498,195		21,250		2,519,445
3. Deposit-type contract funds.....		XXX		XXX0
4. Other considerations.....				0
5. Totals (Sum of Lines 1 to 4).....	2,498,195	0	21,250	0	2,519,445
DIRECT DIVIDENDS TO POLICYHOLDERS					
Life insurance:					
6.1 Paid in cash or left on deposit.....				0
6.2 Applied to pay renewal premiums.....				0
6.3 Applied to provide paid-up additions or shorten the endowment or premium-paying period.....				0
6.4 Other.....				0
6.5 Totals (Sum of Lines 6.1 to 6.4).....	0	0	0	0	0
Annuities:					
7.1 Paid in cash or left on deposit.....				0
7.2 Applied to provide paid-up annuities.....				0
7.3 Other.....				0
7.4 Totals (Sum of Lines 7.1 to 7.3).....	0	0	0	0	0
8. Grand Totals (Lines 6.5 + 7.4).....	0	0	0	0	0
DIRECT CLAIMS AND BENEFITS PAID					
9. Death benefits.....				0
10. Matured endowments.....				0
11. Annuity benefits.....	81,740				81,740
12. Surrender values and withdrawals for life contracts.....	636,803		5,092		641,895
13. Aggregate write-ins for miscellaneous direct claims and benefits paid.....	0	0	0	0	0
14. All other benefits, except accident and health.....				0
15. Totals.....	718,543	0	5,092	0	723,635

DETAILS OF WRITE-INS

1301.0
1302.0
1303.0
1398. Summary of remaining write-ins for Line 13 from overflow page.....	0	0	0	0	0
1399. Total (Lines 1301 thru 1303 plus 1398)(Line 13 above).....	0	0	0	0	0

	Ordinary		Credit Life (Group and Individual)		Group		Industrial		Total	
	1 No.	2 Amount	3 No. of Ind. Pol. & Gr. Certifs.	4 Amount	5 No. of Certifs.	6 Amount	7 No.	8 Amount	9 No.	10 Amount
DIRECT DEATH BENEFITS AND MATURED ENDOWMENTS INCURRED										
16. Unpaid December 31, prior year.....									0	0
17. Incurred during current year.....									0	0
Settled during current year:										
18.1 By payment in full.....									0	0
18.2 By payment on compromised claims.....									0	0
18.3 Totals paid.....	0	0			0	0	0	0	0	0
18.4 Reduction by compromise.....									0	0
18.5 Amount rejected.....									0	0
18.6 Total settlements.....	0	0	0	0	0	0	0	0	0	0
19. Unpaid Dec. 31, current year (Lines 16 + 17 - 18.6).....	0	0	0	0	0	0	0	0	0	0
POLICY EXHIBIT										
20. In force December 31, prior year.....				(a).....					0	0
21. Issued during year.....									0	0
22. Other changes to in force (Net).....									0	0
23. In force December 31 of current year.....	0	0	0	(a).....0	0	0	0	0	0	0

(a) Includes Individual Credit Life Insurance, prior year \$.....0 current year \$.....0.
Includes Group Credit Life Insurance Loans less than or equal to 60 months at issue, prior year \$.....0 current year \$.....0.
Loans greater than 60 months at issue BUT NOT GREATER THAN 120 MONTHS, prior year \$.....0 current year \$.....0.

ACCIDENT AND HEALTH INSURANCE

	1 Direct Premiums	2 Direct Premiums Earned	3 Dividends Paid Or Credited on Direct Business	4 Direct Losses Paid	5 Direct Losses Incurred
24. Group policies (b).....					
24.1 Federal Employee Health Benefits Program premium (b).....					
24.2 Credit (group and individual).....					
24.3 Collectively renewable policies (b).....					
24.4 Medicare Title XVIII exempt from state taxes or fees.....					
Other Individual Policies:					
25.1 Non-cancelable (b).....					
25.2 Guaranteed renewable (b).....					
25.3 Non-renewable for stated reasons only (b).....					
25.4 Other accident only.....					
25.5 All other (b).....					
25.6 Totals (Sum of Lines 25.1 to 25.5).....	0	0	0	0	0
26. Totals (Lines 24 + 24.1 + 24.2 + 24.3 + 24.4 + 25.6).....	0	0	0	0	0

(b) For health business on indicated lines report: Number of persons insured under PPO managed products.....0 and number of persons insured under indemnity only products.....0.



DIRECT BUSINESS IN THE STATE OF IOWA DURING THE YEAR

NAIC Group Code.....0084

NAIC Company Code.....93661

LIFE INSURANCE

	1 Ordinary	2 Credit Life (Group and Individual)	3 Group	4 Industrial	5 Total
DIRECT PREMIUMS AND ANNUITY CONSIDERATIONS					
1. Life insurance.....				0
2. Annuity considerations.....	1,123,646		247,948		1,371,594
3. Deposit-type contract funds.....		XXX		XXX0
4. Other considerations.....				0
5. Totals (Sum of Lines 1 to 4).....	1,123,646	0	247,948	0	1,371,594
DIRECT DIVIDENDS TO POLICYHOLDERS					
Life insurance:					
6.1 Paid in cash or left on deposit.....				0
6.2 Applied to pay renewal premiums.....				0
6.3 Applied to provide paid-up additions or shorten the endowment or premium-paying period.....				0
6.4 Other.....				0
6.5 Totals (Sum of Lines 6.1 to 6.4).....	0	0	0	0	0
Annuities:					
7.1 Paid in cash or left on deposit.....				0
7.2 Applied to provide paid-up annuities.....				0
7.3 Other.....				0
7.4 Totals (Sum of Lines 7.1 to 7.3).....	0	0	0	0	0
8. Grand Totals (Lines 6.5 + 7.4).....	0	0	0	0	0
DIRECT CLAIMS AND BENEFITS PAID					
9. Death benefits.....				0
10. Matured endowments.....				0
11. Annuity benefits.....	69,704		8,397		78,101
12. Surrender values and withdrawals for life contracts.....	2,080,766		75,721		2,156,487
13. Aggregate write-ins for miscellaneous direct claims and benefits paid.....	0	0	0	0	0
14. All other benefits, except accident and health.....				0
15. Totals.....	2,150,470	0	84,118	0	2,234,588

DETAILS OF WRITE-INS

1301.0
1302.0
1303.0
1398. Summary of remaining write-ins for Line 13 from overflow page.....	0	0	0	0	0
1399. Total (Lines 1301 thru 1303 plus 1398)(Line 13 above).....	0	0	0	0	0

	Ordinary		Credit Life (Group and Individual)		Group		Industrial		Total	
	1 No.	2 Amount	3 No. of Ind. Pols. & Gr. Certifs.	4 Amount	5 No. of Certifs.	6 Amount	7 No.	8 Amount	9 No.	10 Amount
DIRECT DEATH BENEFITS AND MATURED ENDOWMENTS INCURRED										
16. Unpaid December 31, prior year.....									0	0
17. Incurred during current year.....									0	0
Settled during current year:										
18.1 By payment in full.....									0	0
18.2 By payment on compromised claims.....									0	0
18.3 Totals paid.....	0	0			0	0	0	0	0	0
18.4 Reduction by compromise.....									0	0
18.5 Amount rejected.....									0	0
18.6 Total settlements.....	0	0	0	0	0	0	0	0	0	0
19. Unpaid Dec. 31, current year (Lines 16 + 17 - 18.6).....	0	0	0	0	0	0	0	0	0	0
POLICY EXHIBIT										
20. In force December 31, prior year.....				(a).....					0	0
21. Issued during year.....									0	0
22. Other changes to in force (Net).....									0	0
23. In force December 31 of current year.....	0	0	0	(a).....	0	0	0	0	0	0

(a) Includes Individual Credit Life Insurance, prior year \$.....0 current year \$.....0.
Includes Group Credit Life Insurance Loans less than or equal to 60 months at issue, prior year \$.....0 current year \$.....0.
Loans greater than 60 months at issue BUT NOT GREATER THAN 120 MONTHS, prior year \$.....0 current year \$.....0.

ACCIDENT AND HEALTH INSURANCE

	1 Direct Premiums	2 Direct Premiums Earned	3 Dividends Paid Or Credited on Direct Business	4 Direct Losses Paid	5 Direct Losses Incurred
24. Group policies (b).....					
24.1 Federal Employee Health Benefits Program premium (b).....					
24.2 Credit (group and individual).....					
24.3 Collectively renewable policies (b).....					
24.4 Medicare Title XVIII exempt from state taxes or fees.....					
Other Individual Policies:					
25.1 Non-cancelable (b).....					
25.2 Guaranteed renewable (b).....					
25.3 Non-renewable for stated reasons only (b).....					
25.4 Other accident only.....					
25.5 All other (b).....					
25.6 Totals (Sum of Lines 25.1 to 25.5).....	0	0	0	0	0
26. Totals (Lines 24 + 24.1 + 24.2 + 24.3 + 24.4 + 25.6).....	0	0	0	0	0

(b) For health business on indicated lines report: Number of persons insured under PPO managed products.....0 and number of persons insured under indemnity only products.....0.



DIRECT BUSINESS IN THE STATE OF IDAHO DURING THE YEAR

NAIC Group Code.....0084

NAIC Company Code.....93661

LIFE INSURANCE

	1	2	3	4	5
	Ordinary	Credit Life (Group and Individual)	Group	Industrial	Total
DIRECT PREMIUMS AND ANNUITY CONSIDERATIONS					
1. Life insurance.....				0
2. Annuity considerations.....	800,902		74,807		875,709
3. Deposit-type contract funds.....		XXX		XXX0
4. Other considerations.....				0
5. Totals (Sum of Lines 1 to 4).....	800,902	0	74,807	0	875,709
DIRECT DIVIDENDS TO POLICYHOLDERS					
Life insurance:					
6.1 Paid in cash or left on deposit.....				0
6.2 Applied to pay renewal premiums.....				0
6.3 Applied to provide paid-up additions or shorten the endowment or premium-paying period.....				0
6.4 Other.....				0
6.5 Totals (Sum of Lines 6.1 to 6.4).....	0	0	0	0	0
Annuities:					
7.1 Paid in cash or left on deposit.....				0
7.2 Applied to provide paid-up annuities.....				0
7.3 Other.....				0
7.4 Totals (Sum of Lines 7.1 to 7.3).....	0	0	0	0	0
8. Grand Totals (Lines 6.5 + 7.4).....	0	0	0	0	0
DIRECT CLAIMS AND BENEFITS PAID					
9. Death benefits.....				0
10. Matured endowments.....				0
11. Annuity benefits.....	74,605				74,605
12. Surrender values and withdrawals for life contracts.....	646,312		23,491		669,803
13. Aggregate write-ins for miscellaneous direct claims and benefits paid.....	0	0	0	0	0
14. All other benefits, except accident and health.....				0
15. Totals.....	720,917	0	23,491	0	744,408

DETAILS OF WRITE-INS

1301.0
1302.0
1303.0
1398. Summary of remaining write-ins for Line 13 from overflow page.....	0	0	0	0	0
1399. Total (Lines 1301 thru 1303 plus 1398)(Line 13 above).....	0	0	0	0	0

	Ordinary		Credit Life (Group and Individual)		Group		Industrial		Total	
	1 No.	2 Amount	3 No. of Ind. Pol. & Gr. Certifs.	4 Amount	5 No. of Certifs.	6 Amount	7 No.	8 Amount	9 No.	10 Amount
DIRECT DEATH BENEFITS AND MATURED ENDOWMENTS INCURRED										
16. Unpaid December 31, prior year.....									0	0
17. Incurred during current year.....									0	0
Settled during current year:										
18.1 By payment in full.....									0	0
18.2 By payment on compromised claims.....									0	0
18.3 Totals paid.....	0	0			0	0	0	0	0	0
18.4 Reduction by compromise.....									0	0
18.5 Amount rejected.....									0	0
18.6 Total settlements.....	0	0	0	0	0	0	0	0	0	0
19. Unpaid Dec. 31, current year (Lines 16 + 17 - 18.6).....	0	0	0	0	0	0	0	0	0	0
POLICY EXHIBIT										
20. In force December 31, prior year.....				(a).....					0	0
21. Issued during year.....									0	0
22. Other changes to in force (Net).....									0	0
23. In force December 31 of current year.....	0	0	0	(a).....0	0	0	0	0	0	0

(a) Includes Individual Credit Life Insurance, prior year \$.....0 current year \$.....0.
Includes Group Credit Life Insurance Loans less than or equal to 60 months at issue, prior year \$.....0 current year \$.....0.
Loans greater than 60 months at issue BUT NOT GREATER THAN 120 MONTHS, prior year \$.....0 current year \$.....0.

ACCIDENT AND HEALTH INSURANCE

	1	2	3	4	5
	Direct Premiums	Direct Premiums Earned	Dividends Paid Or Credited on Direct Business	Direct Losses Paid	Direct Losses Incurred
24. Group policies (b).....					
24.1 Federal Employee Health Benefits Program premium (b).....					
24.2 Credit (group and individual).....					
24.3 Collectively renewable policies (b).....					
24.4 Medicare Title XVIII exempt from state taxes or fees.....					
Other Individual Policies:					
25.1 Non-cancelable (b).....					
25.2 Guaranteed renewable (b).....					
25.3 Non-renewable for stated reasons only (b).....					
25.4 Other accident only.....					
25.5 All other (b).....					
25.6 Totals (Sum of Lines 25.1 to 25.5).....	0	0	0	0	0
26. Totals (Lines 24 + 24.1 + 24.2 + 24.3 + 24.4 + 25.6).....	0	0	0	0	0

(b) For health business on indicated lines report: Number of persons insured under PPO managed products.....0 and number of persons insured under indemnity only products.....0.



DIRECT BUSINESS IN THE STATE OF ILLINOIS DURING THE YEAR

NAIC Group Code.....0084

NAIC Company Code.....93661

LIFE INSURANCE

	1 Ordinary	2 Credit Life (Group and Individual)	3 Group	4 Industrial	5 Total
DIRECT PREMIUMS AND ANNUITY CONSIDERATIONS					
1. Life insurance.....					0
2. Annuity considerations.....	5,087,829		304,450		5,392,279
3. Deposit-type contract funds.....		XXX		XXX	0
4. Other considerations.....					0
5. Totals (Sum of Lines 1 to 4).....	5,087,829	0	304,450	0	5,392,279
DIRECT DIVIDENDS TO POLICYHOLDERS					
Life insurance:					
6.1 Paid in cash or left on deposit.....					0
6.2 Applied to pay renewal premiums.....					0
6.3 Applied to provide paid-up additions or shorten the endowment or premium-paying period.....					0
6.4 Other.....					0
6.5 Totals (Sum of Lines 6.1 to 6.4).....	0	0	0	0	0
Annuities:					
7.1 Paid in cash or left on deposit.....					0
7.2 Applied to provide paid-up annuities.....					0
7.3 Other.....					0
7.4 Totals (Sum of Lines 7.1 to 7.3).....	0	0	0	0	0
8. Grand Totals (Lines 6.5 + 7.4).....	0	0	0	0	0
DIRECT CLAIMS AND BENEFITS PAID					
9. Death benefits.....					0
10. Matured endowments.....					0
11. Annuity benefits.....	627,041				627,041
12. Surrender values and withdrawals for life contracts.....	2,401,856		843,941		3,245,797
13. Aggregate write-ins for miscellaneous direct claims and benefits paid.....	0	0	0	0	0
14. All other benefits, except accident and health.....					0
15. Totals.....	3,028,897	0	843,941	0	3,872,838

DETAILS OF WRITE-INS

1301.					0
1302.					0
1303.					0
1398. Summary of remaining write-ins for Line 13 from overflow page.....	0	0	0	0	0
1399. Total (Lines 1301 thru 1303 plus 1398)(Line 13 above).....	0	0	0	0	0

	Ordinary		Credit Life (Group and Individual)		Group		Industrial		Total	
	1 No.	2 Amount	3 No. of Ind. Pol. & Gr. Certifs.	4 Amount	5 No. of Certifs.	6 Amount	7 No.	8 Amount	9 No.	10 Amount
DIRECT DEATH BENEFITS AND MATURED ENDOWMENTS INCURRED										
16. Unpaid December 31, prior year.....									0	0
17. Incurred during current year.....									0	0
Settled during current year:										
18.1 By payment in full.....									0	0
18.2 By payment on compromised claims.....									0	0
18.3 Totals paid.....	0	0			0	0	0	0	0	0
18.4 Reduction by compromise.....									0	0
18.5 Amount rejected.....									0	0
18.6 Total settlements.....	0	0	0	0	0	0	0	0	0	0
19. Unpaid Dec. 31, current year (Lines 16 + 17 - 18.6).....	0	0	0	0	0	0	0	0	0	0
POLICY EXHIBIT										
20. In force December 31, prior year.....				(a).....					0	0
21. Issued during year.....									0	0
22. Other changes to in force (Net).....									0	0
23. In force December 31 of current year.....	0	0	0	(a).....	0	0	0	0	0	0

(a) Includes Individual Credit Life Insurance, prior year \$.....0 current year \$.....0.
Includes Group Credit Life Insurance Loans less than or equal to 60 months at issue, prior year \$.....0 current year \$.....0.
Loans greater than 60 months at issue BUT NOT GREATER THAN 120 MONTHS, prior year \$.....0 current year \$.....0.

ACCIDENT AND HEALTH INSURANCE

	1 Direct Premiums	2 Direct Premiums Earned	3 Dividends Paid Or Credited on Direct Business	4 Direct Losses Paid	5 Direct Losses Incurred
24. Group policies (b).....					
24.1 Federal Employee Health Benefits Program premium (b).....					
24.2 Credit (group and individual).....					
24.3 Collectively renewable policies (b).....					
24.4 Medicare Title XVIII exempt from state taxes or fees.....					
Other Individual Policies:					
25.1 Non-cancelable (b).....					
25.2 Guaranteed renewable (b).....					
25.3 Non-renewable for stated reasons only (b).....					
25.4 Other accident only.....					
25.5 All other (b).....					
25.6 Totals (Sum of Lines 25.1 to 25.5).....	0	0	0	0	0
26. Totals (Lines 24 + 24.1 + 24.2 + 24.3 + 24.4 + 25.6).....	0	0	0	0	0

(b) For health business on indicated lines report: Number of persons insured under PPO managed products.....0 and number of persons insured under indemnity only products.....0.



DIRECT BUSINESS IN THE STATE OF **INDIANA** DURING THE YEAR

NAIC Group Code.....0084

NAIC Company Code.....93661

LIFE INSURANCE

	1 Ordinary	2 Credit Life (Group and Individual)	3 Group	4 Industrial	5 Total
DIRECT PREMIUMS AND ANNUITY CONSIDERATIONS					
1. Life insurance.....				0
2. Annuity considerations.....	2,600,373		1,022,404		3,622,777
3. Deposit-type contract funds.....	-	XXX		XXX0
4. Other considerations.....				0
5. Totals (Sum of Lines 1 to 4).....	2,600,373	0	1,022,404	0	3,622,777
DIRECT DIVIDENDS TO POLICYHOLDERS					
Life insurance:					
6.1 Paid in cash or left on deposit.....				0
6.2 Applied to pay renewal premiums.....				0
6.3 Applied to provide paid-up additions or shorten the endowment or premium-paying period.....				0
6.4 Other.....				0
6.5 Totals (Sum of Lines 6.1 to 6.4).....	0	0	0	0	0
Annuities:					
7.1 Paid in cash or left on deposit.....				0
7.2 Applied to provide paid-up annuities.....				0
7.3 Other.....				0
7.4 Totals (Sum of Lines 7.1 to 7.3).....	0	0	0	0	0
8. Grand Totals (Lines 6.5 + 7.4).....	0	0	0	0	0
DIRECT CLAIMS AND BENEFITS PAID					
9. Death benefits.....				0
10. Matured endowments.....				0
11. Annuity benefits.....	898,412	-	-	-	898,412
12. Surrender values and withdrawals for life contracts.....	1,527,915	-	1,194,722	-	2,722,637
13. Aggregate write-ins for miscellaneous direct claims and benefits paid.....	0	0	0	0	0
14. All other benefits, except accident and health.....				0
15. Totals.....	2,426,327	0	1,194,722	0	3,621,049

DETAILS OF WRITE-INS

1301.0
1302.0
1303.0
1398. Summary of remaining write-ins for Line 13 from overflow page.....	0	0	0	0	0
1399. Total (Lines 1301 thru 1303 plus 1398)(Line 13 above).....	0	0	0	0	0

	Ordinary		Credit Life (Group and Individual)		Group		Industrial		Total	
	1 No.	2 Amount	3 No. of Ind. Pols. & Gr. Certifs.	4 Amount	5 No. of Certifs.	6 Amount	7 No.	8 Amount	9 No.	10 Amount
DIRECT DEATH BENEFITS AND MATURED ENDOWMENTS INCURRED										
16. Unpaid December 31, prior year.....									0	0
17. Incurred during current year.....									0	0
Settled during current year:										
18.1 By payment in full.....									0	0
18.2 By payment on compromised claims.....									0	0
18.3 Totals paid.....	0	0			0	0	0	0	0	0
18.4 Reduction by compromise.....									0	0
18.5 Amount rejected.....									0	0
18.6 Total settlements.....	0	0	0	0	0	0	0	0	0	0
19. Unpaid Dec. 31, current year (Lines 16 + 17 - 18.6).....	0	0	0	0	0	0	0	0	0	0
POLICY EXHIBIT										
20. In force December 31, prior year.....				(a).....					0	0
21. Issued during year.....									0	0
22. Other changes to in force (Net).....									0	0
23. In force December 31 of current year.....	0	0	0	(a).....0	0	0	0	0	0	0

(a) Includes Individual Credit Life Insurance, prior year \$.....0 current year \$.....0.
Includes Group Credit Life Insurance Loans less than or equal to 60 months at issue, prior year \$.....0 current year \$.....0.
Loans greater than 60 months at issue BUT NOT GREATER THAN 120 MONTHS, prior year \$.....0 current year \$.....0.

ACCIDENT AND HEALTH INSURANCE

	1 Direct Premiums	2 Direct Premiums Earned	3 Dividends Paid Or Credited on Direct Business	4 Direct Losses Paid	5 Direct Losses Incurred
24. Group policies (b).....					
24.1 Federal Employee Health Benefits Program premium (b).....					
24.2 Credit (group and individual).....					
24.3 Collectively renewable policies (b).....					
24.4 Medicare Title XVIII exempt from state taxes or fees.....					
Other Individual Policies:					
25.1 Non-cancelable (b).....					
25.2 Guaranteed renewable (b).....					
25.3 Non-renewable for stated reasons only (b).....					
25.4 Other accident only.....					
25.5 All other (b).....					
25.6 Totals (Sum of Lines 25.1 to 25.5).....	0	0	0	0	0
26. Totals (Lines 24 + 24.1 + 24.2 + 24.3 + 24.4 + 25.6).....	0	0	0	0	0

(b) For health business on indicated lines report: Number of persons insured under PPO managed products.....0 and number of persons insured under indemnity only products.....0.



DIRECT BUSINESS IN THE STATE OF KANSAS DURING THE YEAR

NAIC Group Code.....0084

NAIC Company Code.....93661

LIFE INSURANCE

	1 Ordinary	2 Credit Life (Group and Individual)	3 Group	4 Industrial	5 Total
DIRECT PREMIUMS AND ANNUITY CONSIDERATIONS					
1. Life insurance.....				0
2. Annuity considerations.....	494,810		-		494,810
3. Deposit-type contract funds.....		XXX		XXX0
4. Other considerations.....				0
5. Totals (Sum of Lines 1 to 4).....	494,810	0	0	0	494,810
DIRECT DIVIDENDS TO POLICYHOLDERS					
Life insurance:					
6.1 Paid in cash or left on deposit.....				0
6.2 Applied to pay renewal premiums.....				0
6.3 Applied to provide paid-up additions or shorten the endowment or premium-paying period.....				0
6.4 Other.....				0
6.5 Totals (Sum of Lines 6.1 to 6.4).....	0	0	0	0	0
Annuities:					
7.1 Paid in cash or left on deposit.....				0
7.2 Applied to provide paid-up annuities.....				0
7.3 Other.....				0
7.4 Totals (Sum of Lines 7.1 to 7.3).....	0	0	0	0	0
8. Grand Totals (Lines 6.5 + 7.4).....	0	0	0	0	0
DIRECT CLAIMS AND BENEFITS PAID					
9. Death benefits.....				0
10. Matured endowments.....				0
11. Annuity benefits.....	75,775				75,775
12. Surrender values and withdrawals for life contracts.....	215,052		7,966		223,018
13. Aggregate write-ins for miscellaneous direct claims and benefits paid.....	0	0	0	0	0
14. All other benefits, except accident and health.....				0
15. Totals.....	290,827	0	7,966	0	298,793

DETAILS OF WRITE-INS

1301.0
1302.0
1303.0
1398. Summary of remaining write-ins for Line 13 from overflow page.....	0	0	0	0	0
1399. Total (Lines 1301 thru 1303 plus 1398)(Line 13 above).....	0	0	0	0	0

	Ordinary		Credit Life (Group and Individual)		Group		Industrial		Total	
	1 No.	2 Amount	3 No. of Ind. Pols. & Gr. Certifs.	4 Amount	5 No. of Certifs.	6 Amount	7 No.	8 Amount	9 No.	10 Amount
DIRECT DEATH BENEFITS AND MATURED ENDOWMENTS INCURRED										
16. Unpaid December 31, prior year.....									0	0
17. Incurred during current year.....									0	0
Settled during current year:										
18.1 By payment in full.....									0	0
18.2 By payment on compromised claims.....									0	0
18.3 Totals paid.....	0	0			0	0	0	0	0	0
18.4 Reduction by compromise.....									0	0
18.5 Amount rejected.....									0	0
18.6 Total settlements.....	0	0	0	0	0	0	0	0	0	0
19. Unpaid Dec. 31, current year (Lines 16 + 17 - 18.6).....	0	0	0	0	0	0	0	0	0	0
POLICY EXHIBIT										
20. In force December 31, prior year.....				(a).....					0	0
21. Issued during year.....									0	0
22. Other changes to in force (Net).....									0	0
23. In force December 31 of current year.....	0	0	0	(a).....0	0	0	0	0	0	0

(a) Includes Individual Credit Life Insurance, prior year \$.....0 current year \$.....0.
Includes Group Credit Life Insurance Loans less than or equal to 60 months at issue, prior year \$.....0 current year \$.....0.
Loans greater than 60 months at issue BUT NOT GREATER THAN 120 MONTHS, prior year \$.....0 current year \$.....0.

ACCIDENT AND HEALTH INSURANCE

	1 Direct Premiums	2 Direct Premiums Earned	3 Dividends Paid Or Credited on Direct Business	4 Direct Losses Paid	5 Direct Losses Incurred
24. Group policies (b).....					
24.1 Federal Employee Health Benefits Program premium (b).....					
24.2 Credit (group and individual).....					
24.3 Collectively renewable policies (b).....					
24.4 Medicare Title XVIII exempt from state taxes or fees.....					
Other Individual Policies:					
25.1 Non-cancelable (b).....					
25.2 Guaranteed renewable (b).....					
25.3 Non-renewable for stated reasons only (b).....					
25.4 Other accident only.....					
25.5 All other (b).....					
25.6 Totals (Sum of Lines 25.1 to 25.5).....	0	0	0	0	0
26. Totals (Lines 24 + 24.1 + 24.2 + 24.3 + 24.4 + 25.6).....	0	0	0	0	0

(b) For health business on indicated lines report: Number of persons insured under PPO managed products.....0 and number of persons insured under indemnity only products.....0.



DIRECT BUSINESS IN THE STATE OF **KENTUCKY** DURING THE YEAR

NAIC Group Code.....0084

NAIC Company Code.....93661

LIFE INSURANCE

	1 Ordinary	2 Credit Life (Group and Individual)	3 Group	4 Industrial	5 Total
DIRECT PREMIUMS AND ANNUITY CONSIDERATIONS					
1. Life insurance.....				0
2. Annuity considerations.....	1,960,371		289,291		2,249,662
3. Deposit-type contract funds.....	-	XXX		XXX0
4. Other considerations.....				0
5. Totals (Sum of Lines 1 to 4).....	1,960,371	0	289,291	0	2,249,662
DIRECT DIVIDENDS TO POLICYHOLDERS					
Life insurance:					
6.1 Paid in cash or left on deposit.....				0
6.2 Applied to pay renewal premiums.....				0
6.3 Applied to provide paid-up additions or shorten the endowment or premium-paying period.....				0
6.4 Other.....				0
6.5 Totals (Sum of Lines 6.1 to 6.4).....	0	0	0	0	0
Annuities:					
7.1 Paid in cash or left on deposit.....				0
7.2 Applied to provide paid-up annuities.....				0
7.3 Other.....				0
7.4 Totals (Sum of Lines 7.1 to 7.3).....	0	0	0	0	0
8. Grand Totals (Lines 6.5 + 7.4).....	0	0	0	0	0
DIRECT CLAIMS AND BENEFITS PAID					
9. Death benefits.....				0
10. Matured endowments.....				0
11. Annuity benefits.....	114,649	-	-	-	114,649
12. Surrender values and withdrawals for life contracts.....	777,191	-	3,355,417	-	4,132,608
13. Aggregate write-ins for miscellaneous direct claims and benefits paid.....	0	0	0	0	0
14. All other benefits, except accident and health.....				0
15. Totals.....	891,840	0	3,355,417	0	4,247,257

DETAILS OF WRITE-INS

1301.0
1302.0
1303.0
1398. Summary of remaining write-ins for Line 13 from overflow page.....	0	0	0	0	0
1399. Total (Lines 1301 thru 1303 plus 1398)(Line 13 above).....	0	0	0	0	0

	Ordinary		Credit Life (Group and Individual)		Group		Industrial		Total	
	1 No.	2 Amount	3 No. of Ind. Pol. & Gr. Certifs.	4 Amount	5 No. of Certifs.	6 Amount	7 No.	8 Amount	9 No.	10 Amount
DIRECT DEATH BENEFITS AND MATURED ENDOWMENTS INCURRED										
16. Unpaid December 31, prior year.....									0	0
17. Incurred during current year.....									0	0
Settled during current year:										
18.1 By payment in full.....									0	0
18.2 By payment on compromised claims.....									0	0
18.3 Totals paid.....	0	0			0	0	0	0	0	0
18.4 Reduction by compromise.....									0	0
18.5 Amount rejected.....									0	0
18.6 Total settlements.....	0	0	0	0	0	0	0	0	0	0
19. Unpaid Dec. 31, current year (Lines 16 + 17 - 18.6).....	0	0	0	0	0	0	0	0	0	0
POLICY EXHIBIT										
20. In force December 31, prior year.....				(a).....					0	0
21. Issued during year.....									0	0
22. Other changes to in force (Net).....									0	0
23. In force December 31 of current year.....	0	0	0	(a).....0	0	0	0	0	0	0

(a) Includes Individual Credit Life Insurance, prior year \$.....0 current year \$.....0.
Includes Group Credit Life Insurance Loans less than or equal to 60 months at issue, prior year \$.....0 current year \$.....0.
Loans greater than 60 months at issue BUT NOT GREATER THAN 120 MONTHS, prior year \$.....0 current year \$.....0.

ACCIDENT AND HEALTH INSURANCE

	1 Direct Premiums	2 Direct Premiums Earned	3 Dividends Paid Or Credited on Direct Business	4 Direct Losses Paid	5 Direct Losses Incurred
24. Group policies (b).....					
24.1 Federal Employee Health Benefits Program premium (b).....					
24.2 Credit (group and individual).....					
24.3 Collectively renewable policies (b).....					
24.4 Medicare Title XVIII exempt from state taxes or fees.....					
Other Individual Policies:					
25.1 Non-cancelable (b).....					
25.2 Guaranteed renewable (b).....					
25.3 Non-renewable for stated reasons only (b).....					
25.4 Other accident only.....					
25.5 All other (b).....					
25.6 Totals (Sum of Lines 25.1 to 25.5).....	0	0	0	0	0
26. Totals (Lines 24 + 24.1 + 24.2 + 24.3 + 24.4 + 25.6).....	0	0	0	0	0

(b) For health business on indicated lines report: Number of persons insured under PPO managed products.....0 and number of persons insured under indemnity only products.....0.



DIRECT BUSINESS IN THE STATE OF **LOUISIANA** DURING THE YEAR

NAIC Group Code.....0084

NAIC Company Code.....93661

LIFE INSURANCE

	1	2	3	4	5
	Ordinary	Credit Life (Group and Individual)	Group	Industrial	Total
DIRECT PREMIUMS AND ANNUITY CONSIDERATIONS					
1. Life insurance.....					0
2. Annuity considerations.....	843,452		3,794		847,246
3. Deposit-type contract funds.....		XXX		XXX	0
4. Other considerations.....					0
5. Totals (Sum of Lines 1 to 4).....	843,452	0	3,794	0	847,246
DIRECT DIVIDENDS TO POLICYHOLDERS					
Life insurance:					
6.1 Paid in cash or left on deposit.....					0
6.2 Applied to pay renewal premiums.....					0
6.3 Applied to provide paid-up additions or shorten the endowment or premium-paying period.....					0
6.4 Other.....					0
6.5 Totals (Sum of Lines 6.1 to 6.4).....	0	0	0	0	0
Annuities:					
7.1 Paid in cash or left on deposit.....					0
7.2 Applied to provide paid-up annuities.....					0
7.3 Other.....					0
7.4 Totals (Sum of Lines 7.1 to 7.3).....	0	0	0	0	0
8. Grand Totals (Lines 6.5 + 7.4).....	0	0	0	0	0
DIRECT CLAIMS AND BENEFITS PAID					
9. Death benefits.....					0
10. Matured endowments.....					0
11. Annuity benefits.....	564,073				564,073
12. Surrender values and withdrawals for life contracts.....	693,830		108,551		802,381
13. Aggregate write-ins for miscellaneous direct claims and benefits paid.....	0	0	0	0	0
14. All other benefits, except accident and health.....					0
15. Totals.....	1,257,903	0	108,551	0	1,366,454

DETAILS OF WRITE-INS

1301.					0
1302.					0
1303.					0
1398. Summary of remaining write-ins for Line 13 from overflow page.....	0	0	0	0	0
1399. Total (Lines 1301 thru 1303 plus 1398)(Line 13 above).....	0	0	0	0	0

	Ordinary		Credit Life (Group and Individual)		Group		Industrial		Total	
	1	2	3	4	5	6	7	8	9	10
	No.	Amount	No. of Ind. Pols. & Gr. Certifs.	Amount	No. of Certifs.	Amount	No.	Amount	No.	Amount
DIRECT DEATH BENEFITS AND MATURED ENDOWMENTS INCURRED										
16. Unpaid December 31, prior year.....									0	0
17. Incurred during current year.....									0	0
Settled during current year:										
18.1 By payment in full.....									0	0
18.2 By payment on compromised claims.....									0	0
18.3 Totals paid.....	0	0			0	0	0	0	0	0
18.4 Reduction by compromise.....									0	0
18.5 Amount rejected.....									0	0
18.6 Total settlements.....	0	0	0	0	0	0	0	0	0	0
19. Unpaid Dec. 31, current year (Lines 16 + 17 - 18.6).....	0	0	0	0	0	0	0	0	0	0
POLICY EXHIBIT										
20. In force December 31, prior year.....				(a).....					0	0
21. Issued during year.....									0	0
22. Other changes to in force (Net).....									0	0
23. In force December 31 of current year.....	0	0	0	(a).....	0	0	0	0	0	0

(a) Includes Individual Credit Life Insurance, prior year \$.....0 current year \$.....0.
 Includes Group Credit Life Insurance Loans less than or equal to 60 months at issue, prior year \$.....0 current year \$.....0.
 Loans greater than 60 months at issue BUT NOT GREATER THAN 120 MONTHS, prior year \$.....0 current year \$.....0.

ACCIDENT AND HEALTH INSURANCE

	1	2	3	4	5
	Direct Premiums	Direct Premiums Earned	Dividends Paid Or Credited on Direct Business	Direct Losses Paid	Direct Losses Incurred
24. Group policies (b).....					
24.1 Federal Employee Health Benefits Program premium (b).....					
24.2 Credit (group and individual).....					
24.3 Collectively renewable policies (b).....					
24.4 Medicare Title XVIII exempt from state taxes or fees.....					
Other Individual Policies:					
25.1 Non-cancelable (b).....					
25.2 Guaranteed renewable (b).....					
25.3 Non-renewable for stated reasons only (b).....					
25.4 Other accident only.....					
25.5 All other (b).....					
25.6 Totals (Sum of Lines 25.1 to 25.5).....	0	0	0	0	0
26. Totals (Lines 24 + 24.1 + 24.2 + 24.3 + 24.4 + 25.6).....	0	0	0	0	0

(b) For health business on indicated lines report: Number of persons insured under PPO managed products.....0 and number of persons insured under indemnity only products.....0.



DIRECT BUSINESS IN THE STATE OF MASSACHUSETTS DURING THE YEAR

NAIC Group Code.....0084

NAIC Company Code.....93661

LIFE INSURANCE

	1 Ordinary	2 Credit Life (Group and Individual)	3 Group	4 Industrial	5 Total
DIRECT PREMIUMS AND ANNUITY CONSIDERATIONS					
1. Life insurance.....				0
2. Annuity considerations.....	6,838,364		57,758		6,896,122
3. Deposit-type contract funds.....	9,681	XXX		XXX	9,681
4. Other considerations.....				0
5. Totals (Sum of Lines 1 to 4).....	6,848,045	0	57,758	0	6,905,803
DIRECT DIVIDENDS TO POLICYHOLDERS					
Life insurance:					
6.1 Paid in cash or left on deposit.....				0
6.2 Applied to pay renewal premiums.....				0
6.3 Applied to provide paid-up additions or shorten the endowment or premium-paying period.....				0
6.4 Other.....				0
6.5 Totals (Sum of Lines 6.1 to 6.4).....	0	0	0	0	0
Annuities:					
7.1 Paid in cash or left on deposit.....				0
7.2 Applied to provide paid-up annuities.....				0
7.3 Other.....				0
7.4 Totals (Sum of Lines 7.1 to 7.3).....	0	0	0	0	0
8. Grand Totals (Lines 6.5 + 7.4).....	0	0	0	0	0
DIRECT CLAIMS AND BENEFITS PAID					
9. Death benefits.....				0
10. Matured endowments.....				0
11. Annuity benefits.....	209,993	-	-	-	209,993
12. Surrender values and withdrawals for life contracts.....	5,022,073	-	47,496	-	5,069,569
13. Aggregate write-ins for miscellaneous direct claims and benefits paid.....	0	0	0	0	0
14. All other benefits, except accident and health.....				0
15. Totals.....	5,232,066	0	47,496	0	5,279,562

DETAILS OF WRITE-INS

1301.0
1302.0
1303.0
1398. Summary of remaining write-ins for Line 13 from overflow page.....	0	0	0	0	0
1399. Total (Lines 1301 thru 1303 plus 1398)(Line 13 above).....	0	0	0	0	0

	Ordinary		Credit Life (Group and Individual)		Group		Industrial		Total	
	1 No.	2 Amount	3 No. of Ind. Pols. & Gr. Certifs.	4 Amount	5 No. of Certifs.	6 Amount	7 No.	8 Amount	9 No.	10 Amount
DIRECT DEATH BENEFITS AND MATURED ENDOWMENTS INCURRED										
16. Unpaid December 31, prior year.....									0	0
17. Incurred during current year.....									0	0
Settled during current year:										
18.1 By payment in full.....									0	0
18.2 By payment on compromised claims.....									0	0
18.3 Totals paid.....	0	0			0	0	0	0	0	0
18.4 Reduction by compromise.....									0	0
18.5 Amount rejected.....									0	0
18.6 Total settlements.....	0	0	0	0	0	0	0	0	0	0
19. Unpaid Dec. 31, current year (Lines 16 + 17 - 18.6).....	0	0	0	0	0	0	0	0	0	0
POLICY EXHIBIT										
20. In force December 31, prior year.....				(a).....					0	0
21. Issued during year.....									0	0
22. Other changes to in force (Net).....									0	0
23. In force December 31 of current year.....	0	0	0	(a).....0	0	0	0	0	0	0

(a) Includes Individual Credit Life Insurance, prior year \$.....0 current year \$.....0.
Includes Group Credit Life Insurance Loans less than or equal to 60 months at issue, prior year \$.....0 current year \$.....0.
Loans greater than 60 months at issue BUT NOT GREATER THAN 120 MONTHS, prior year \$.....0 current year \$.....0.

ACCIDENT AND HEALTH INSURANCE

	1 Direct Premiums	2 Direct Premiums Earned	3 Dividends Paid Or Credited on Direct Business	4 Direct Losses Paid	5 Direct Losses Incurred
24. Group policies (b).....					
24.1 Federal Employee Health Benefits Program premium (b).....					
24.2 Credit (group and individual).....					
24.3 Collectively renewable policies (b).....					
24.4 Medicare Title XVIII exempt from state taxes or fees.....					
Other Individual Policies:					
25.1 Non-cancelable (b).....					
25.2 Guaranteed renewable (b).....					
25.3 Non-renewable for stated reasons only (b).....					
25.4 Other accident only.....					
25.5 All other (b).....					
25.6 Totals (Sum of Lines 25.1 to 25.5).....	0	0	0	0	0
26. Totals (Lines 24 + 24.1 + 24.2 + 24.3 + 24.4 + 25.6).....	0	0	0	0	0

(b) For health business on indicated lines report: Number of persons insured under PPO managed products.....0 and number of persons insured under indemnity only products.....0.



DIRECT BUSINESS IN THE STATE OF **MARYLAND** DURING THE YEAR

NAIC Group Code....0084

NAIC Company Code....93661

LIFE INSURANCE

	1 Ordinary	2 Credit Life (Group and Individual)	3 Group	4 Industrial	5 Total
DIRECT PREMIUMS AND ANNUITY CONSIDERATIONS					
1. Life insurance.....				0
2. Annuity considerations.....	1,077,830		1,929		1,079,759
3. Deposit-type contract funds.....		XXX		XXX0
4. Other considerations.....				0
5. Totals (Sum of Lines 1 to 4).....	1,077,830	0	1,929	0	1,079,759
DIRECT DIVIDENDS TO POLICYHOLDERS					
Life insurance:					
6.1 Paid in cash or left on deposit.....				0
6.2 Applied to pay renewal premiums.....				0
6.3 Applied to provide paid-up additions or shorten the endowment or premium-paying period.....				0
6.4 Other.....				0
6.5 Totals (Sum of Lines 6.1 to 6.4).....	0	0	0	0	0
Annuities:					
7.1 Paid in cash or left on deposit.....				0
7.2 Applied to provide paid-up annuities.....				0
7.3 Other.....				0
7.4 Totals (Sum of Lines 7.1 to 7.3).....	0	0	0	0	0
8. Grand Totals (Lines 6.5 + 7.4).....	0	0	0	0	0
DIRECT CLAIMS AND BENEFITS PAID					
9. Death benefits.....				0
10. Matured endowments.....				0
11. Annuity benefits.....	59,043				59,043
12. Surrender values and withdrawals for life contracts.....	741,083		85,852		826,935
13. Aggregate write-ins for miscellaneous direct claims and benefits paid.....	0	0	0	0	0
14. All other benefits, except accident and health.....				0
15. Totals.....	800,126	0	85,852	0	885,978

DETAILS OF WRITE-INS

1301.0
1302.0
1303.0
1398. Summary of remaining write-ins for Line 13 from overflow page.....	0	0	0	0	0
1399. Total (Lines 1301 thru 1303 plus 1398)(Line 13 above).....	0	0	0	0	0

	Ordinary		Credit Life (Group and Individual)		Group		Industrial		Total	
	1 No.	2 Amount	3 No. of Ind. Pol. & Gr. Certifs.	4 Amount	5 No. of Certifs.	6 Amount	7 No.	8 Amount	9 No.	10 Amount
DIRECT DEATH BENEFITS AND MATURED ENDOWMENTS INCURRED										
16. Unpaid December 31, prior year.....									0	0
17. Incurred during current year.....									0	0
Settled during current year:										
18.1 By payment in full.....									0	0
18.2 By payment on compromised claims.....									0	0
18.3 Totals paid.....	0	0			0	0	0	0	0	0
18.4 Reduction by compromise.....									0	0
18.5 Amount rejected.....									0	0
18.6 Total settlements.....	0	0	0	0	0	0	0	0	0	0
19. Unpaid Dec. 31, current year (Lines 16 + 17 - 18.6).....	0	0	0	0	0	0	0	0	0	0
POLICY EXHIBIT										
20. In force December 31, prior year.....				(a).....					0	0
21. Issued during year.....									0	0
22. Other changes to in force (Net).....									0	0
23. In force December 31 of current year.....	0	0	0	(a).....0	0	0	0	0	0	0

(a) Includes Individual Credit Life Insurance, prior year \$.....0 current year \$.....0.
Includes Group Credit Life Insurance Loans less than or equal to 60 months at issue, prior year \$.....0 current year \$.....0.
Loans greater than 60 months at issue BUT NOT GREATER THAN 120 MONTHS, prior year \$.....0 current year \$.....0.

ACCIDENT AND HEALTH INSURANCE

	1 Direct Premiums	2 Direct Premiums Earned	3 Dividends Paid Or Credited on Direct Business	4 Direct Losses Paid	5 Direct Losses Incurred
24. Group policies (b).....					
24.1 Federal Employee Health Benefits Program premium (b).....					
24.2 Credit (group and individual).....					
24.3 Collectively renewable policies (b).....					
24.4 Medicare Title XVIII exempt from state taxes or fees.....					
Other Individual Policies:					
25.1 Non-cancelable (b).....					
25.2 Guaranteed renewable (b).....					
25.3 Non-renewable for stated reasons only (b).....					
25.4 Other accident only.....					
25.5 All other (b).....					
25.6 Totals (Sum of Lines 25.1 to 25.5).....	0	0	0	0	0
26. Totals (Lines 24 + 24.1 + 24.2 + 24.3 + 24.4 + 25.6).....	0	0	0	0	0

(b) For health business on indicated lines report: Number of persons insured under PPO managed products.....0 and number of persons insured under indemnity only products.....0.



DIRECT BUSINESS IN THE STATE OF MAINE DURING THE YEAR

NAIC Group Code.....0084

NAIC Company Code.....93661

LIFE INSURANCE

	1 Ordinary	2 Credit Life (Group and Individual)	3 Group	4 Industrial	5 Total
DIRECT PREMIUMS AND ANNUITY CONSIDERATIONS					
1. Life insurance.....					0
2. Annuity considerations.....	1,445,501		936		1,446,437
3. Deposit-type contract funds.....		XXX		XXX	0
4. Other considerations.....					0
5. Totals (Sum of Lines 1 to 4).....	1,445,501	0	936	0	1,446,437
DIRECT DIVIDENDS TO POLICYHOLDERS					
Life insurance:					
6.1 Paid in cash or left on deposit.....					0
6.2 Applied to pay renewal premiums.....					0
6.3 Applied to provide paid-up additions or shorten the endowment or premium-paying period.....					0
6.4 Other.....					0
6.5 Totals (Sum of Lines 6.1 to 6.4).....	0	0	0	0	0
Annuities:					
7.1 Paid in cash or left on deposit.....					0
7.2 Applied to provide paid-up annuities.....					0
7.3 Other.....					0
7.4 Totals (Sum of Lines 7.1 to 7.3).....	0	0	0	0	0
8. Grand Totals (Lines 6.5 + 7.4).....	0	0	0	0	0
DIRECT CLAIMS AND BENEFITS PAID					
9. Death benefits.....					0
10. Matured endowments.....					0
11. Annuity benefits.....	15,401				15,401
12. Surrender values and withdrawals for life contracts.....	428,274		360		428,634
13. Aggregate write-ins for miscellaneous direct claims and benefits paid.....	0	0	0	0	0
14. All other benefits, except accident and health.....					0
15. Totals.....	443,675	0	360	0	444,035

DETAILS OF WRITE-INS

1301.					0
1302.					0
1303.					0
1398. Summary of remaining write-ins for Line 13 from overflow page.....	0	0	0	0	0
1399. Total (Lines 1301 thru 1303 plus 1398)(Line 13 above).....	0	0	0	0	0

	Ordinary		Credit Life (Group and Individual)		Group		Industrial		Total	
	1 No.	2 Amount	3 No. of Ind. Pol. & Gr. Certifs.	4 Amount	5 No. of Certifs.	6 Amount	7 No.	8 Amount	9 No.	10 Amount
DIRECT DEATH BENEFITS AND MATURED ENDOWMENTS INCURRED										
16. Unpaid December 31, prior year.....									0	0
17. Incurred during current year.....									0	0
Settled during current year:										
18.1 By payment in full.....									0	0
18.2 By payment on compromised claims.....									0	0
18.3 Totals paid.....	0	0			0	0	0	0	0	0
18.4 Reduction by compromise.....									0	0
18.5 Amount rejected.....									0	0
18.6 Total settlements.....	0	0	0	0	0	0	0	0	0	0
19. Unpaid Dec. 31, current year (Lines 16 + 17 - 18.6).....	0	0	0	0	0	0	0	0	0	0
POLICY EXHIBIT										
20. In force December 31, prior year.....				(a).....					0	0
21. Issued during year.....									0	0
22. Other changes to in force (Net).....									0	0
23. In force December 31 of current year.....	0	0	0	(a).....	0	0	0	0	0	0

(a) Includes Individual Credit Life Insurance, prior year \$.....0 current year \$.....0.
Includes Group Credit Life Insurance Loans less than or equal to 60 months at issue, prior year \$.....0 current year \$.....0.
Loans greater than 60 months at issue BUT NOT GREATER THAN 120 MONTHS, prior year \$.....0 current year \$.....0.

ACCIDENT AND HEALTH INSURANCE

	1 Direct Premiums	2 Direct Premiums Earned	3 Dividends Paid Or Credited on Direct Business	4 Direct Losses Paid	5 Direct Losses Incurred
24. Group policies (b).....					
24.1 Federal Employee Health Benefits Program premium (b).....					
24.2 Credit (group and individual).....					
24.3 Collectively renewable policies (b).....					
24.4 Medicare Title XVIII exempt from state taxes or fees.....					
Other Individual Policies:					
25.1 Non-cancelable (b).....					
25.2 Guaranteed renewable (b).....					
25.3 Non-renewable for stated reasons only (b).....					
25.4 Other accident only.....					
25.5 All other (b).....					
25.6 Totals (Sum of Lines 25.1 to 25.5).....	0	0	0	0	0
26. Totals (Lines 24 + 24.1 + 24.2 + 24.3 + 24.4 + 25.6).....	0	0	0	0	0

(b) For health business on indicated lines report: Number of persons insured under PPO managed products.....0 and number of persons insured under indemnity only products.....0.



DIRECT BUSINESS IN THE STATE OF **MICHIGAN** DURING THE YEAR

NAIC Group Code.....0084

NAIC Company Code.....93661

LIFE INSURANCE

	1 Ordinary	2 Credit Life (Group and Individual)	3 Group	4 Industrial	5 Total
DIRECT PREMIUMS AND ANNUITY CONSIDERATIONS					
1. Life insurance.....					0
2. Annuity considerations.....	14,521,534		167,286		14,688,820
3. Deposit-type contract funds.....	-	XXX		XXX	0
4. Other considerations.....					0
5. Totals (Sum of Lines 1 to 4).....	14,521,534	0	167,286	0	14,688,820
DIRECT DIVIDENDS TO POLICYHOLDERS					
Life insurance:					
6.1 Paid in cash or left on deposit.....					0
6.2 Applied to pay renewal premiums.....					0
6.3 Applied to provide paid-up additions or shorten the endowment or premium-paying period.....					0
6.4 Other.....					0
6.5 Totals (Sum of Lines 6.1 to 6.4).....	0	0	0	0	0
Annuities:					
7.1 Paid in cash or left on deposit.....					0
7.2 Applied to provide paid-up annuities.....					0
7.3 Other.....					0
7.4 Totals (Sum of Lines 7.1 to 7.3).....	0	0	0	0	0
8. Grand Totals (Lines 6.5 + 7.4).....	0	0	0	0	0
DIRECT CLAIMS AND BENEFITS PAID					
9. Death benefits.....					0
10. Matured endowments.....					0
11. Annuity benefits.....	1,436,205	-	-	-	1,436,205
12. Surrender values and withdrawals for life contracts.....	13,102,144	-	26,542	-	13,128,686
13. Aggregate write-ins for miscellaneous direct claims and benefits paid.....	0	0	0	0	0
14. All other benefits, except accident and health.....					0
15. Totals.....	14,538,349	0	26,542	0	14,564,891

DETAILS OF WRITE-INS

1301.					0
1302.					0
1303.					0
1398. Summary of remaining write-ins for Line 13 from overflow page.....	0	0	0	0	0
1399. Total (Lines 1301 thru 1303 plus 1398)(Line 13 above).....	0	0	0	0	0

	Ordinary		Credit Life (Group and Individual)		Group		Industrial		Total	
	1 No.	2 Amount	3 No. of Ind. Pol. & Gr. Certifs.	4 Amount	5 No. of Certifs.	6 Amount	7 No.	8 Amount	9 No.	10 Amount
DIRECT DEATH BENEFITS AND MATURED ENDOWMENTS INCURRED										
16. Unpaid December 31, prior year.....									0	0
17. Incurred during current year.....									0	0
Settled during current year:										
18.1 By payment in full.....									0	0
18.2 By payment on compromised claims.....									0	0
18.3 Totals paid.....	0	0			0	0	0	0	0	0
18.4 Reduction by compromise.....									0	0
18.5 Amount rejected.....									0	0
18.6 Total settlements.....	0	0	0	0	0	0	0	0	0	0
19. Unpaid Dec. 31, current year (Lines 16 + 17 - 18.6).....	0	0	0	0	0	0	0	0	0	0
POLICY EXHIBIT										
20. In force December 31, prior year.....				(a).....					0	0
21. Issued during year.....									0	0
22. Other changes to in force (Net).....									0	0
23. In force December 31 of current year.....	0	0	0	(a).....	0	0	0	0	0	0

(a) Includes Individual Credit Life Insurance, prior year \$.....0 current year \$.....0.
Includes Group Credit Life Insurance Loans less than or equal to 60 months at issue, prior year \$.....0 current year \$.....0.
Loans greater than 60 months at issue BUT NOT GREATER THAN 120 MONTHS, prior year \$.....0 current year \$.....0.

ACCIDENT AND HEALTH INSURANCE

	1 Direct Premiums	2 Direct Premiums Earned	3 Dividends Paid Or Credited on Direct Business	4 Direct Losses Paid	5 Direct Losses Incurred
24. Group policies (b).....					
24.1 Federal Employee Health Benefits Program premium (b).....					
24.2 Credit (group and individual).....					
24.3 Collectively renewable policies (b).....					
24.4 Medicare Title XVIII exempt from state taxes or fees.....					
Other Individual Policies:					
25.1 Non-cancelable (b).....					
25.2 Guaranteed renewable (b).....					
25.3 Non-renewable for stated reasons only (b).....					
25.4 Other accident only.....					
25.5 All other (b).....					
25.6 Totals (Sum of Lines 25.1 to 25.5).....	0	0	0	0	0
26. Totals (Lines 24 + 24.1 + 24.2 + 24.3 + 24.4 + 25.6).....	0	0	0	0	0

(b) For health business on indicated lines report: Number of persons insured under PPO managed products.....0 and number of persons insured under indemnity only products.....0.



DIRECT BUSINESS IN THE STATE OF **MINNESOTA** DURING THE YEAR

NAIC Group Code.....0084

NAIC Company Code.....93661

LIFE INSURANCE

	1 Ordinary	2 Credit Life (Group and Individual)	3 Group	4 Industrial	5 Total
DIRECT PREMIUMS AND ANNUITY CONSIDERATIONS					
1. Life insurance.....					0
2. Annuity considerations.....	1,725,733		747,652		2,473,385
3. Deposit-type contract funds.....	562	XXX		XXX	562
4. Other considerations.....					0
5. Totals (Sum of Lines 1 to 4).....	1,726,295	0	747,652	0	2,473,947
DIRECT DIVIDENDS TO POLICYHOLDERS					
Life insurance:					
6.1 Paid in cash or left on deposit.....					0
6.2 Applied to pay renewal premiums.....					0
6.3 Applied to provide paid-up additions or shorten the endowment or premium-paying period.....					0
6.4 Other.....					0
6.5 Totals (Sum of Lines 6.1 to 6.4).....	0	0	0	0	0
Annuities:					
7.1 Paid in cash or left on deposit.....					0
7.2 Applied to provide paid-up annuities.....					0
7.3 Other.....					0
7.4 Totals (Sum of Lines 7.1 to 7.3).....	0	0	0	0	0
8. Grand Totals (Lines 6.5 + 7.4).....	0	0	0	0	0
DIRECT CLAIMS AND BENEFITS PAID					
9. Death benefits.....					0
10. Matured endowments.....					0
11. Annuity benefits.....	2,319,261	-	1,065	-	2,320,326
12. Surrender values and withdrawals for life contracts.....	2,650,276	-	1,855,451	-	4,505,727
13. Aggregate write-ins for miscellaneous direct claims and benefits paid.....	0	0	0	0	0
14. All other benefits, except accident and health.....					0
15. Totals.....	4,969,537	0	1,856,516	0	6,826,053

DETAILS OF WRITE-INS

1301.					0
1302.					0
1303.					0
1398. Summary of remaining write-ins for Line 13 from overflow page.....	0	0	0	0	0
1399. Total (Lines 1301 thru 1303 plus 1398)(Line 13 above).....	0	0	0	0	0

	Ordinary		Credit Life (Group and Individual)		Group		Industrial		Total	
	1 No.	2 Amount	3 No. of Ind. Pol. & Gr. Certifs.	4 Amount	5 No. of Certifs.	6 Amount	7 No.	8 Amount	9 No.	10 Amount
DIRECT DEATH BENEFITS AND MATURED ENDOWMENTS INCURRED										
16. Unpaid December 31, prior year.....									0	0
17. Incurred during current year.....									0	0
Settled during current year:										
18.1 By payment in full.....									0	0
18.2 By payment on compromised claims.....									0	0
18.3 Totals paid.....	0	0			0	0	0	0	0	0
18.4 Reduction by compromise.....									0	0
18.5 Amount rejected.....									0	0
18.6 Total settlements.....	0	0	0	0	0	0	0	0	0	0
19. Unpaid Dec. 31, current year (Lines 16 + 17 - 18.6).....	0	0	0	0	0	0	0	0	0	0
POLICY EXHIBIT										
20. In force December 31, prior year.....				(a).....					0	0
21. Issued during year.....									0	0
22. Other changes to in force (Net).....									0	0
23. In force December 31 of current year.....	0	0	0	(a).....	0	0	0	0	0	0

(a) Includes Individual Credit Life Insurance, prior year \$.....0 current year \$.....0.
Includes Group Credit Life Insurance Loans less than or equal to 60 months at issue, prior year \$.....0 current year \$.....0.
Loans greater than 60 months at issue BUT NOT GREATER THAN 120 MONTHS, prior year \$.....0 current year \$.....0.

ACCIDENT AND HEALTH INSURANCE

	1 Direct Premiums	2 Direct Premiums Earned	3 Dividends Paid Or Credited on Direct Business	4 Direct Losses Paid	5 Direct Losses Incurred
24. Group policies (b).....					
24.1 Federal Employee Health Benefits Program premium (b).....					
24.2 Credit (group and individual).....					
24.3 Collectively renewable policies (b).....					
24.4 Medicare Title XVIII exempt from state taxes or fees.....					
Other Individual Policies:					
25.1 Non-cancelable (b).....					
25.2 Guaranteed renewable (b).....					
25.3 Non-renewable for stated reasons only (b).....					
25.4 Other accident only.....					
25.5 All other (b).....					
25.6 Totals (Sum of Lines 25.1 to 25.5).....	0	0	0	0	0
26. Totals (Lines 24 + 24.1 + 24.2 + 24.3 + 24.4 + 25.6).....	0	0	0	0	0

(b) For health business on indicated lines report: Number of persons insured under PPO managed products.....0 and number of persons insured under indemnity only products.....0.



DIRECT BUSINESS IN THE STATE OF **MISSOURI** DURING THE YEAR

NAIC Group Code.....0084

NAIC Company Code.....93661

LIFE INSURANCE

	1 Ordinary	2 Credit Life (Group and Individual)	3 Group	4 Industrial	5 Total
DIRECT PREMIUMS AND ANNUITY CONSIDERATIONS					
1. Life insurance.....					0
2. Annuity considerations.....	418,046		1,060		419,106
3. Deposit-type contract funds.....		XXX		XXX	0
4. Other considerations.....					0
5. Totals (Sum of Lines 1 to 4).....	418,046	0	1,060	0	419,106
DIRECT DIVIDENDS TO POLICYHOLDERS					
Life insurance:					
6.1 Paid in cash or left on deposit.....					0
6.2 Applied to pay renewal premiums.....					0
6.3 Applied to provide paid-up additions or shorten the endowment or premium-paying period.....					0
6.4 Other.....					0
6.5 Totals (Sum of Lines 6.1 to 6.4).....	0	0	0	0	0
Annuities:					
7.1 Paid in cash or left on deposit.....					0
7.2 Applied to provide paid-up annuities.....					0
7.3 Other.....					0
7.4 Totals (Sum of Lines 7.1 to 7.3).....	0	0	0	0	0
8. Grand Totals (Lines 6.5 + 7.4).....	0	0	0	0	0
DIRECT CLAIMS AND BENEFITS PAID					
9. Death benefits.....					0
10. Matured endowments.....					0
11. Annuity benefits.....	160,366				160,366
12. Surrender values and withdrawals for life contracts.....	735,817		48,926		784,743
13. Aggregate write-ins for miscellaneous direct claims and benefits paid.....	0	0	0	0	0
14. All other benefits, except accident and health.....					0
15. Totals.....	896,183	0	48,926	0	945,109

DETAILS OF WRITE-INS

1301.					0
1302.					0
1303.					0
1398. Summary of remaining write-ins for Line 13 from overflow page.....	0	0	0	0	0
1399. Total (Lines 1301 thru 1303 plus 1398)(Line 13 above).....	0	0	0	0	0

	Ordinary		Credit Life (Group and Individual)		Group		Industrial		Total	
	1 No.	2 Amount	3 No. of Ind. Pols. & Gr. Certifs.	4 Amount	5 No. of Certifs.	6 Amount	7 No.	8 Amount	9 No.	10 Amount
DIRECT DEATH BENEFITS AND MATURED ENDOWMENTS INCURRED										
16. Unpaid December 31, prior year.....									0	0
17. Incurred during current year.....									0	0
Settled during current year:										
18.1 By payment in full.....									0	0
18.2 By payment on compromised claims.....									0	0
18.3 Totals paid.....	0	0	0	0	0	0	0	0	0	0
18.4 Reduction by compromise.....									0	0
18.5 Amount rejected.....									0	0
18.6 Total settlements.....	0	0	0	0	0	0	0	0	0	0
19. Unpaid Dec. 31, current year (Lines 16 + 17 - 18.6).....	0	0	0	0	0	0	0	0	0	0
POLICY EXHIBIT										
20. In force December 31, prior year.....				(a).....					0	0
21. Issued during year.....									0	0
22. Other changes to in force (Net).....									0	0
23. In force December 31 of current year.....	0	0	0	(a).....	0	0	0	0	0	0

(a) Includes Individual Credit Life Insurance, prior year \$.....0 current year \$.....0.
Includes Group Credit Life Insurance Loans less than or equal to 60 months at issue, prior year \$.....0 current year \$.....0.
Loans greater than 60 months at issue BUT NOT GREATER THAN 120 MONTHS, prior year \$.....0 current year \$.....0.

ACCIDENT AND HEALTH INSURANCE

	1 Direct Premiums	2 Direct Premiums Earned	3 Dividends Paid Or Credited on Direct Business	4 Direct Losses Paid	5 Direct Losses Incurred
24. Group policies (b).....					
24.1 Federal Employee Health Benefits Program premium (b).....					
24.2 Credit (group and individual).....					
24.3 Collectively renewable policies (b).....					
24.4 Medicare Title XVIII exempt from state taxes or fees.....					
Other Individual Policies:					
25.1 Non-cancelable (b).....					
25.2 Guaranteed renewable (b).....					
25.3 Non-renewable for stated reasons only (b).....					
25.4 Other accident only.....					
25.5 All other (b).....					
25.6 Totals (Sum of Lines 25.1 to 25.5).....	0	0	0	0	0
26. Totals (Lines 24 + 24.1 + 24.2 + 24.3 + 24.4 + 25.6).....	0	0	0	0	0

(b) For health business on indicated lines report: Number of persons insured under PPO managed products.....0 and number of persons insured under indemnity only products.....0.



DIRECT BUSINESS IN THE STATE OF **MISSISSIPPI** DURING THE YEAR

NAIC Group Code.....0084

NAIC Company Code.....93661

LIFE INSURANCE

	1 Ordinary	2 Credit Life (Group and Individual)	3 Group	4 Industrial	5 Total
DIRECT PREMIUMS AND ANNUITY CONSIDERATIONS					
1. Life insurance.....					0
2. Annuity considerations.....	225,683		70,496		296,179
3. Deposit-type contract funds.....		XXX		XXX	0
4. Other considerations.....					0
5. Totals (Sum of Lines 1 to 4).....	225,683	0	70,496	0	296,179
DIRECT DIVIDENDS TO POLICYHOLDERS					
Life insurance:					
6.1 Paid in cash or left on deposit.....					0
6.2 Applied to pay renewal premiums.....					0
6.3 Applied to provide paid-up additions or shorten the endowment or premium-paying period.....					0
6.4 Other.....					0
6.5 Totals (Sum of Lines 6.1 to 6.4).....	0	0	0	0	0
Annuities:					
7.1 Paid in cash or left on deposit.....					0
7.2 Applied to provide paid-up annuities.....					0
7.3 Other.....					0
7.4 Totals (Sum of Lines 7.1 to 7.3).....	0	0	0	0	0
8. Grand Totals (Lines 6.5 + 7.4).....	0	0	0	0	0
DIRECT CLAIMS AND BENEFITS PAID					
9. Death benefits.....					0
10. Matured endowments.....					0
11. Annuity benefits.....	23,376				23,376
12. Surrender values and withdrawals for life contracts.....	187,490		225,105		412,595
13. Aggregate write-ins for miscellaneous direct claims and benefits paid.....	0	0	0	0	0
14. All other benefits, except accident and health.....					0
15. Totals.....	210,866	0	225,105	0	435,971

DETAILS OF WRITE-INS

1301.					0
1302.					0
1303.					0
1398. Summary of remaining write-ins for Line 13 from overflow page.....	0	0	0	0	0
1399. Total (Lines 1301 thru 1303 plus 1398)(Line 13 above).....	0	0	0	0	0

	Ordinary		Credit Life (Group and Individual)		Group		Industrial		Total	
	1 No.	2 Amount	3 No. of Ind. Pol. & Gr. Certifs.	4 Amount	5 No. of Certifs.	6 Amount	7 No.	8 Amount	9 No.	10 Amount
DIRECT DEATH BENEFITS AND MATURED ENDOWMENTS INCURRED										
16. Unpaid December 31, prior year.....									0	0
17. Incurred during current year.....									0	0
Settled during current year:										
18.1 By payment in full.....									0	0
18.2 By payment on compromised claims.....									0	0
18.3 Totals paid.....	0	0			0	0	0	0	0	0
18.4 Reduction by compromise.....									0	0
18.5 Amount rejected.....									0	0
18.6 Total settlements.....	0	0	0	0	0	0	0	0	0	0
19. Unpaid Dec. 31, current year (Lines 16 + 17 - 18.6).....	0	0	0	0	0	0	0	0	0	0
POLICY EXHIBIT										
20. In force December 31, prior year.....				(a).....					0	0
21. Issued during year.....									0	0
22. Other changes to in force (Net).....									0	0
23. In force December 31 of current year.....	0	0	0	(a).....	0	0	0	0	0	0

(a) Includes Individual Credit Life Insurance, prior year \$.....0 current year \$.....0.
Includes Group Credit Life Insurance Loans less than or equal to 60 months at issue, prior year \$.....0 current year \$.....0.
Loans greater than 60 months at issue BUT NOT GREATER THAN 120 MONTHS, prior year \$.....0 current year \$.....0.

ACCIDENT AND HEALTH INSURANCE

	1 Direct Premiums	2 Direct Premiums Earned	3 Dividends Paid Or Credited on Direct Business	4 Direct Losses Paid	5 Direct Losses Incurred
24. Group policies (b).....					
24.1 Federal Employee Health Benefits Program premium (b).....					
24.2 Credit (group and individual).....					
24.3 Collectively renewable policies (b).....					
24.4 Medicare Title XVIII exempt from state taxes or fees.....					
Other Individual Policies:					
25.1 Non-cancelable (b).....					
25.2 Guaranteed renewable (b).....					
25.3 Non-renewable for stated reasons only (b).....					
25.4 Other accident only.....					
25.5 All other (b).....					
25.6 Totals (Sum of Lines 25.1 to 25.5).....	0	0	0	0	0
26. Totals (Lines 24 + 24.1 + 24.2 + 24.3 + 24.4 + 25.6).....	0	0	0	0	0

(b) For health business on indicated lines report: Number of persons insured under PPO managed products.....0 and number of persons insured under indemnity only products.....0.



DIRECT BUSINESS IN THE STATE OF **MONTANA** DURING THE YEAR

NAIC Group Code.....0084

NAIC Company Code.....93661

LIFE INSURANCE

	1 Ordinary	2 Credit Life (Group and Individual)	3 Group	4 Industrial	5 Total
DIRECT PREMIUMS AND ANNUITY CONSIDERATIONS					
1. Life insurance.....				0
2. Annuity considerations.....	401,450		-	401,450
3. Deposit-type contract funds.....		XXX		XXX0
4. Other considerations.....				0
5. Totals (Sum of Lines 1 to 4).....	401,450	0	0	0401,450
DIRECT DIVIDENDS TO POLICYHOLDERS					
Life insurance:					
6.1 Paid in cash or left on deposit.....				0
6.2 Applied to pay renewal premiums.....				0
6.3 Applied to provide paid-up additions or shorten the endowment or premium-paying period.....				0
6.4 Other.....				0
6.5 Totals (Sum of Lines 6.1 to 6.4).....	0	0	0	00
Annuities:					
7.1 Paid in cash or left on deposit.....				0
7.2 Applied to provide paid-up annuities.....				0
7.3 Other.....				0
7.4 Totals (Sum of Lines 7.1 to 7.3).....	0	0	0	00
8. Grand Totals (Lines 6.5 + 7.4).....	0	0	0	00
DIRECT CLAIMS AND BENEFITS PAID					
9. Death benefits.....				0
10. Matured endowments.....				0
11. Annuity benefits.....	47,795			47,795
12. Surrender values and withdrawals for life contracts.....	247,091		1,059	248,150
13. Aggregate write-ins for miscellaneous direct claims and benefits paid.....	0	0	0	00
14. All other benefits, except accident and health.....				0
15. Totals.....	294,886	0	1,059	0295,945

DETAILS OF WRITE-INS

1301.0
1302.0
1303.0
1398. Summary of remaining write-ins for Line 13 from overflow page.....	0	0	0	00
1399. Total (Lines 1301 thru 1303 plus 1398)(Line 13 above).....	0	0	0	00

	Ordinary		Credit Life (Group and Individual)		Group		Industrial		Total	
	1 No.	2 Amount	3 No. of Ind. Pol. & Gr. Certifs.	4 Amount	5 No. of Certifs.	6 Amount	7 No.	8 Amount	9 No.	10 Amount
DIRECT DEATH BENEFITS AND MATURED ENDOWMENTS INCURRED										
16. Unpaid December 31, prior year.....									00
17. Incurred during current year.....									00
Settled during current year:										
18.1 By payment in full.....									00
18.2 By payment on compromised claims.....									00
18.3 Totals paid.....	0	0	0	0	0	0	0	0	00
18.4 Reduction by compromise.....									00
18.5 Amount rejected.....									00
18.6 Total settlements.....	0	0	0	0	0	0	0	0	00
19. Unpaid Dec. 31, current year (Lines 16 + 17 - 18.6).....	0	0	0	0	0	0	0	0	00
POLICY EXHIBIT										
20. In force December 31, prior year.....				(a).....					00
21. Issued during year.....									00
22. Other changes to in force (Net).....									00
23. In force December 31 of current year.....	0	0	0	(a).....0	0	0	0	0	00

(a) Includes Individual Credit Life Insurance, prior year \$.....0 current year \$.....0.
Includes Group Credit Life Insurance Loans less than or equal to 60 months at issue, prior year \$.....0 current year \$.....0.
Loans greater than 60 months at issue BUT NOT GREATER THAN 120 MONTHS, prior year \$.....0 current year \$.....0.

ACCIDENT AND HEALTH INSURANCE

	1 Direct Premiums	2 Direct Premiums Earned	3 Dividends Paid Or Credited on Direct Business	4 Direct Losses Paid	5 Direct Losses Incurred
24. Group policies (b).....					
24.1 Federal Employee Health Benefits Program premium (b).....					
24.2 Credit (group and individual).....					
24.3 Collectively renewable policies (b).....					
24.4 Medicare Title XVIII exempt from state taxes or fees.....					
Other Individual Policies:					
25.1 Non-cancelable (b).....					
25.2 Guaranteed renewable (b).....					
25.3 Non-renewable for stated reasons only (b).....					
25.4 Other accident only.....					
25.5 All other (b).....					
25.6 Totals (Sum of Lines 25.1 to 25.5).....	0	0	0	00
26. Totals (Lines 24 + 24.1 + 24.2 + 24.3 + 24.4 + 25.6).....	0	0	0	00

(b) For health business on indicated lines report: Number of persons insured under PPO managed products.....0 and number of persons insured under indemnity only products.....0.



DIRECT BUSINESS IN THE STATE OF **NORTH CAROLINA** DURING THE YEAR

NAIC Group Code.....0084

NAIC Company Code.....93661

LIFE INSURANCE

	1 Ordinary	2 Credit Life (Group and Individual)	3 Group	4 Industrial	5 Total
DIRECT PREMIUMS AND ANNUITY CONSIDERATIONS					
1. Life insurance.....				0
2. Annuity considerations.....	2,366,483		17,409,352		19,775,835
3. Deposit-type contract funds.....	-	XXX		XXX0
4. Other considerations.....				0
5. Totals (Sum of Lines 1 to 4).....	2,366,483	0	17,409,352	0	19,775,835
DIRECT DIVIDENDS TO POLICYHOLDERS					
Life insurance:					
6.1 Paid in cash or left on deposit.....				0
6.2 Applied to pay renewal premiums.....				0
6.3 Applied to provide paid-up additions or shorten the endowment or premium-paying period.....				0
6.4 Other.....				0
6.5 Totals (Sum of Lines 6.1 to 6.4).....	0	0	0	0	0
Annuities:					
7.1 Paid in cash or left on deposit.....				0
7.2 Applied to provide paid-up annuities.....				0
7.3 Other.....				0
7.4 Totals (Sum of Lines 7.1 to 7.3).....	0	0	0	0	0
8. Grand Totals (Lines 6.5 + 7.4).....	0	0	0	0	0
DIRECT CLAIMS AND BENEFITS PAID					
9. Death benefits.....				0
10. Matured endowments.....				0
11. Annuity benefits.....	161,616	-	9,033	-	170,649
12. Surrender values and withdrawals for life contracts.....	2,329,498	-	12,655,924	-	14,985,422
13. Aggregate write-ins for miscellaneous direct claims and benefits paid.....	0	0	0	0	0
14. All other benefits, except accident and health.....				0
15. Totals.....	2,491,114	0	12,664,957	0	15,156,071

DETAILS OF WRITE-INS

1301.0
1302.0
1303.0
1398. Summary of remaining write-ins for Line 13 from overflow page.....	0	0	0	0	0
1399. Total (Lines 1301 thru 1303 plus 1398)(Line 13 above).....	0	0	0	0	0

	Ordinary		Credit Life (Group and Individual)		Group		Industrial		Total	
	1 No.	2 Amount	3 No. of Ind. Pols. & Gr. Certifs.	4 Amount	5 No. of Certifs.	6 Amount	7 No.	8 Amount	9 No.	10 Amount
DIRECT DEATH BENEFITS AND MATURED ENDOWMENTS INCURRED										
16. Unpaid December 31, prior year.....									0	0
17. Incurred during current year.....									0	0
Settled during current year:										
18.1 By payment in full.....									0	0
18.2 By payment on compromised claims.....									0	0
18.3 Totals paid.....	0	0			0	0	0	0	0	0
18.4 Reduction by compromise.....									0	0
18.5 Amount rejected.....									0	0
18.6 Total settlements.....	0	0	0	0	0	0	0	0	0	0
19. Unpaid Dec. 31, current year (Lines 16 + 17 - 18.6).....	0	0	0	0	0	0	0	0	0	0
POLICY EXHIBIT										
20. In force December 31, prior year.....				(a).....					0	0
21. Issued during year.....									0	0
22. Other changes to in force (Net).....									0	0
23. In force December 31 of current year.....	0	0	0	(a).....0	0	0	0	0	0	0

(a) Includes Individual Credit Life Insurance, prior year \$.....0 current year \$.....0.
Includes Group Credit Life Insurance Loans less than or equal to 60 months at issue, prior year \$.....0 current year \$.....0.
Loans greater than 60 months at issue BUT NOT GREATER THAN 120 MONTHS, prior year \$.....0 current year \$.....0.

ACCIDENT AND HEALTH INSURANCE

	1 Direct Premiums	2 Direct Premiums Earned	3 Dividends Paid Or Credited on Direct Business	4 Direct Losses Paid	5 Direct Losses Incurred
24. Group policies (b).....					
24.1 Federal Employee Health Benefits Program premium (b).....					
24.2 Credit (group and individual).....					
24.3 Collectively renewable policies (b).....					
24.4 Medicare Title XVIII exempt from state taxes or fees.....					
Other Individual Policies:					
25.1 Non-cancelable (b).....					
25.2 Guaranteed renewable (b).....					
25.3 Non-renewable for stated reasons only (b).....					
25.4 Other accident only.....					
25.5 All other (b).....					
25.6 Totals (Sum of Lines 25.1 to 25.5).....	0	0	0	0	0
26. Totals (Lines 24 + 24.1 + 24.2 + 24.3 + 24.4 + 25.6).....	0	0	0	0	0

(b) For health business on indicated lines report: Number of persons insured under PPO managed products.....0 and number of persons insured under indemnity only products.....0.



DIRECT BUSINESS IN THE STATE OF **NORTH DAKOTA** DURING THE YEAR

NAIC Group Code.....0084

NAIC Company Code.....93661

LIFE INSURANCE

	1 Ordinary	2 Credit Life (Group and Individual)	3 Group	4 Industrial	5 Total
DIRECT PREMIUMS AND ANNUITY CONSIDERATIONS					
1. Life insurance.....					0
2. Annuity considerations.....	217,705		926,546		1,144,251
3. Deposit-type contract funds.....		XXX		XXX	0
4. Other considerations.....					0
5. Totals (Sum of Lines 1 to 4).....	217,705	0	926,546	0	1,144,251
DIRECT DIVIDENDS TO POLICYHOLDERS					
Life insurance:					
6.1 Paid in cash or left on deposit.....					0
6.2 Applied to pay renewal premiums.....					0
6.3 Applied to provide paid-up additions or shorten the endowment or premium-paying period.....					0
6.4 Other.....					0
6.5 Totals (Sum of Lines 6.1 to 6.4).....	0	0	0	0	0
Annuities:					
7.1 Paid in cash or left on deposit.....					0
7.2 Applied to provide paid-up annuities.....					0
7.3 Other.....					0
7.4 Totals (Sum of Lines 7.1 to 7.3).....	0	0	0	0	0
8. Grand Totals (Lines 6.5 + 7.4).....	0	0	0	0	0
DIRECT CLAIMS AND BENEFITS PAID					
9. Death benefits.....					0
10. Matured endowments.....					0
11. Annuity benefits.....	20,681				20,681
12. Surrender values and withdrawals for life contracts.....	141,845		242,283		384,128
13. Aggregate write-ins for miscellaneous direct claims and benefits paid.....	0	0	0	0	0
14. All other benefits, except accident and health.....					0
15. Totals.....	162,526	0	242,283	0	404,809

DETAILS OF WRITE-INS

1301.					0
1302.					0
1303.					0
1398. Summary of remaining write-ins for Line 13 from overflow page.....	0	0	0	0	0
1399. Total (Lines 1301 thru 1303 plus 1398)(Line 13 above).....	0	0	0	0	0

	Ordinary		Credit Life (Group and Individual)		Group		Industrial		Total	
	1 No.	2 Amount	3 No. of Ind. Pols. & Gr. Certifs.	4 Amount	5 No. of Certifs.	6 Amount	7 No.	8 Amount	9 No.	10 Amount
DIRECT DEATH BENEFITS AND MATURED ENDOWMENTS INCURRED										
16. Unpaid December 31, prior year.....									0	0
17. Incurred during current year.....									0	0
Settled during current year:										
18.1 By payment in full.....									0	0
18.2 By payment on compromised claims.....									0	0
18.3 Totals paid.....	0	0			0	0	0	0	0	0
18.4 Reduction by compromise.....									0	0
18.5 Amount rejected.....									0	0
18.6 Total settlements.....	0	0	0	0	0	0	0	0	0	0
19. Unpaid Dec. 31, current year (Lines 16 + 17 - 18.6).....	0	0	0	0	0	0	0	0	0	0
POLICY EXHIBIT										
20. In force December 31, prior year.....				(a).....					0	0
21. Issued during year.....									0	0
22. Other changes to in force (Net).....									0	0
23. In force December 31 of current year.....	0	0	0	(a).....	0	0	0	0	0	0

(a) Includes Individual Credit Life Insurance, prior year \$.....0 current year \$.....0.
Includes Group Credit Life Insurance Loans less than or equal to 60 months at issue, prior year \$.....0 current year \$.....0.
Loans greater than 60 months at issue BUT NOT GREATER THAN 120 MONTHS, prior year \$.....0 current year \$.....0.

ACCIDENT AND HEALTH INSURANCE

	1 Direct Premiums	2 Direct Premiums Earned	3 Dividends Paid Or Credited on Direct Business	4 Direct Losses Paid	5 Direct Losses Incurred
24. Group policies (b).....					
24.1 Federal Employee Health Benefits Program premium (b).....					
24.2 Credit (group and individual).....					
24.3 Collectively renewable policies (b).....					
24.4 Medicare Title XVIII exempt from state taxes or fees.....					
Other Individual Policies:					
25.1 Non-cancelable (b).....					
25.2 Guaranteed renewable (b).....					
25.3 Non-renewable for stated reasons only (b).....					
25.4 Other accident only.....					
25.5 All other (b).....					
25.6 Totals (Sum of Lines 25.1 to 25.5).....	0	0	0	0	0
26. Totals (Lines 24 + 24.1 + 24.2 + 24.3 + 24.4 + 25.6).....	0	0	0	0	0

(b) For health business on indicated lines report: Number of persons insured under PPO managed products.....0 and number of persons insured under indemnity only products.....0.



DIRECT BUSINESS IN THE STATE OF **NEBRASKA** DURING THE YEAR

NAIC Group Code.....0084

NAIC Company Code.....93661

LIFE INSURANCE

	1 Ordinary	2 Credit Life (Group and Individual)	3 Group	4 Industrial	5 Total
DIRECT PREMIUMS AND ANNUITY CONSIDERATIONS					
1. Life insurance.....					0
2. Annuity considerations.....	253,829		1,908		255,737
3. Deposit-type contract funds.....		XXX		XXX	0
4. Other considerations.....					0
5. Totals (Sum of Lines 1 to 4).....	253,829	0	1,908	0	255,737
DIRECT DIVIDENDS TO POLICYHOLDERS					
Life insurance:					
6.1 Paid in cash or left on deposit.....					0
6.2 Applied to pay renewal premiums.....					0
6.3 Applied to provide paid-up additions or shorten the endowment or premium-paying period.....					0
6.4 Other.....					0
6.5 Totals (Sum of Lines 6.1 to 6.4).....	0	0	0	0	0
Annuities:					
7.1 Paid in cash or left on deposit.....					0
7.2 Applied to provide paid-up annuities.....					0
7.3 Other.....					0
7.4 Totals (Sum of Lines 7.1 to 7.3).....	0	0	0	0	0
8. Grand Totals (Lines 6.5 + 7.4).....	0	0	0	0	0
DIRECT CLAIMS AND BENEFITS PAID					
9. Death benefits.....					0
10. Matured endowments.....					0
11. Annuity benefits.....	49,073				49,073
12. Surrender values and withdrawals for life contracts.....	570,666		25		570,691
13. Aggregate write-ins for miscellaneous direct claims and benefits paid.....	0	0	0	0	0
14. All other benefits, except accident and health.....					0
15. Totals.....	619,739	0	25	0	619,764

DETAILS OF WRITE-INS

1301.					0
1302.					0
1303.					0
1398. Summary of remaining write-ins for Line 13 from overflow page.....	0	0	0	0	0
1399. Total (Lines 1301 thru 1303 plus 1398)(Line 13 above).....	0	0	0	0	0

	Ordinary		Credit Life (Group and Individual)		Group		Industrial		Total	
	1 No.	2 Amount	3 No. of Ind. Pols. & Gr. Certifs.	4 Amount	5 No. of Certifs.	6 Amount	7 No.	8 Amount	9 No.	10 Amount
DIRECT DEATH BENEFITS AND MATURED ENDOWMENTS INCURRED										
16. Unpaid December 31, prior year.....									0	0
17. Incurred during current year.....									0	0
Settled during current year:										
18.1 By payment in full.....									0	0
18.2 By payment on compromised claims.....									0	0
18.3 Totals paid.....	0	0			0	0	0	0	0	0
18.4 Reduction by compromise.....									0	0
18.5 Amount rejected.....									0	0
18.6 Total settlements.....	0	0	0	0	0	0	0	0	0	0
19. Unpaid Dec. 31, current year (Lines 16 + 17 - 18.6).....	0	0	0	0	0	0	0	0	0	0
POLICY EXHIBIT										
20. In force December 31, prior year.....				(a).....					0	0
21. Issued during year.....									0	0
22. Other changes to in force (Net).....									0	0
23. In force December 31 of current year.....	0	0	0	(a).....0	0	0	0	0	0	0

(a) Includes Individual Credit Life Insurance, prior year \$.....0 current year \$.....0.
Includes Group Credit Life Insurance Loans less than or equal to 60 months at issue, prior year \$.....0 current year \$.....0.
Loans greater than 60 months at issue BUT NOT GREATER THAN 120 MONTHS, prior year \$.....0 current year \$.....0.

ACCIDENT AND HEALTH INSURANCE

	1 Direct Premiums	2 Direct Premiums Earned	3 Dividends Paid Or Credited on Direct Business	4 Direct Losses Paid	5 Direct Losses Incurred
24. Group policies (b).....					
24.1 Federal Employee Health Benefits Program premium (b).....					
24.2 Credit (group and individual).....					
24.3 Collectively renewable policies (b).....					
24.4 Medicare Title XVIII exempt from state taxes or fees.....					
Other Individual Policies:					
25.1 Non-cancelable (b).....					
25.2 Guaranteed renewable (b).....					
25.3 Non-renewable for stated reasons only (b).....					
25.4 Other accident only.....					
25.5 All other (b).....					
25.6 Totals (Sum of Lines 25.1 to 25.5).....	0	0	0	0	0
26. Totals (Lines 24 + 24.1 + 24.2 + 24.3 + 24.4 + 25.6).....	0	0	0	0	0

(b) For health business on indicated lines report: Number of persons insured under PPO managed products.....0 and number of persons insured under indemnity only products.....0.



DIRECT BUSINESS IN THE STATE OF **NEW HAMPSHIRE** DURING THE YEAR

NAIC Group Code.....0084

NAIC Company Code.....93661

LIFE INSURANCE

	1 Ordinary	2 Credit Life (Group and Individual)	3 Group	4 Industrial	5 Total
DIRECT PREMIUMS AND ANNUITY CONSIDERATIONS					
1. Life insurance.....					0
2. Annuity considerations.....	488,780		-		488,780
3. Deposit-type contract funds.....	-	XXX		XXX	0
4. Other considerations.....					0
5. Totals (Sum of Lines 1 to 4).....	488,780	0	0	0	488,780
DIRECT DIVIDENDS TO POLICYHOLDERS					
Life insurance:					
6.1 Paid in cash or left on deposit.....					0
6.2 Applied to pay renewal premiums.....					0
6.3 Applied to provide paid-up additions or shorten the endowment or premium-paying period.....					0
6.4 Other.....					0
6.5 Totals (Sum of Lines 6.1 to 6.4).....	0	0	0	0	0
Annuities:					
7.1 Paid in cash or left on deposit.....					0
7.2 Applied to provide paid-up annuities.....					0
7.3 Other.....					0
7.4 Totals (Sum of Lines 7.1 to 7.3).....	0	0	0	0	0
8. Grand Totals (Lines 6.5 + 7.4).....	0	0	0	0	0
DIRECT CLAIMS AND BENEFITS PAID					
9. Death benefits.....					0
10. Matured endowments.....					0
11. Annuity benefits.....	-	-	-	-	0
12. Surrender values and withdrawals for life contracts.....	246,057	-	2,059	-	248,116
13. Aggregate write-ins for miscellaneous direct claims and benefits paid.....	0	0	0	0	0
14. All other benefits, except accident and health.....					0
15. Totals.....	246,057	0	2,059	0	248,116

DETAILS OF WRITE-INS

1301.					0
1302.					0
1303.					0
1398. Summary of remaining write-ins for Line 13 from overflow page.....	0	0	0	0	0
1399. Total (Lines 1301 thru 1303 plus 1398)(Line 13 above).....	0	0	0	0	0

	Ordinary		Credit Life (Group and Individual)		Group		Industrial		Total	
	1 No.	2 Amount	3 No. of Ind. Pols. & Gr. Certifs.	4 Amount	5 No. of Certifs.	6 Amount	7 No.	8 Amount	9 No.	10 Amount
DIRECT DEATH BENEFITS AND MATURED ENDOWMENTS INCURRED										
16. Unpaid December 31, prior year.....									0	0
17. Incurred during current year.....									0	0
Settled during current year:										
18.1 By payment in full.....									0	0
18.2 By payment on compromised claims.....									0	0
18.3 Totals paid.....	0	0			0	0	0	0	0	0
18.4 Reduction by compromise.....									0	0
18.5 Amount rejected.....									0	0
18.6 Total settlements.....	0	0	0	0	0	0	0	0	0	0
19. Unpaid Dec. 31, current year (Lines 16 + 17 - 18.6).....	0	0	0	0	0	0	0	0	0	0
POLICY EXHIBIT										
20. In force December 31, prior year.....				(a).....					0	0
21. Issued during year.....									0	0
22. Other changes to in force (Net).....									0	0
23. In force December 31 of current year.....	0	0	0	(a).....	0	0	0	0	0	0

(a) Includes Individual Credit Life Insurance, prior year \$.....0 current year \$.....0.
Includes Group Credit Life Insurance Loans less than or equal to 60 months at issue, prior year \$.....0 current year \$.....0.
Loans greater than 60 months at issue BUT NOT GREATER THAN 120 MONTHS, prior year \$.....0 current year \$.....0.

ACCIDENT AND HEALTH INSURANCE

	1 Direct Premiums	2 Direct Premiums Earned	3 Dividends Paid Or Credited on Direct Business	4 Direct Losses Paid	5 Direct Losses Incurred
24. Group policies (b).....					
24.1 Federal Employee Health Benefits Program premium (b).....					
24.2 Credit (group and individual).....					
24.3 Collectively renewable policies (b).....					
24.4 Medicare Title XVIII exempt from state taxes or fees.....					
Other Individual Policies:					
25.1 Non-cancelable (b).....					
25.2 Guaranteed renewable (b).....					
25.3 Non-renewable for stated reasons only (b).....					
25.4 Other accident only.....					
25.5 All other (b).....					
25.6 Totals (Sum of Lines 25.1 to 25.5).....	0	0	0	0	0
26. Totals (Lines 24 + 24.1 + 24.2 + 24.3 + 24.4 + 25.6).....	0	0	0	0	0

(b) For health business on indicated lines report: Number of persons insured under PPO managed products.....0 and number of persons insured under indemnity only products.....0.



DIRECT BUSINESS IN THE STATE OF **NEW JERSEY** DURING THE YEAR

NAIC Group Code.....0084

NAIC Company Code.....93661

LIFE INSURANCE

	1	2	3	4	5
	Ordinary	Credit Life (Group and Individual)	Group	Industrial	Total
DIRECT PREMIUMS AND ANNUITY CONSIDERATIONS					
1. Life insurance.....					0
2. Annuity considerations.....	11,318,691		125,648		11,444,339
3. Deposit-type contract funds.....	-	XXX		XXX	0
4. Other considerations.....					0
5. Totals (Sum of Lines 1 to 4).....	11,318,691	0	125,648	0	11,444,339
DIRECT DIVIDENDS TO POLICYHOLDERS					
Life insurance:					
6.1 Paid in cash or left on deposit.....					0
6.2 Applied to pay renewal premiums.....					0
6.3 Applied to provide paid-up additions or shorten the endowment or premium-paying period.....					0
6.4 Other.....					0
6.5 Totals (Sum of Lines 6.1 to 6.4).....	0	0	0	0	0
Annuities:					
7.1 Paid in cash or left on deposit.....					0
7.2 Applied to provide paid-up annuities.....					0
7.3 Other.....					0
7.4 Totals (Sum of Lines 7.1 to 7.3).....	0	0	0	0	0
8. Grand Totals (Lines 6.5 + 7.4).....	0	0	0	0	0
DIRECT CLAIMS AND BENEFITS PAID					
9. Death benefits.....					0
10. Matured endowments.....					0
11. Annuity benefits.....	90,771	-	-	-	90,771
12. Surrender values and withdrawals for life contracts.....	2,885,706	-	18,716	-	2,904,422
13. Aggregate write-ins for miscellaneous direct claims and benefits paid.....	0	0	0	0	0
14. All other benefits, except accident and health.....					0
15. Totals.....	2,976,477	0	18,716	0	2,995,193

DETAILS OF WRITE-INS

1301.					0
1302.					0
1303.					0
1398. Summary of remaining write-ins for Line 13 from overflow page.....	0	0	0	0	0
1399. Total (Lines 1301 thru 1303 plus 1398)(Line 13 above).....	0	0	0	0	0

	Ordinary		Credit Life (Group and Individual)		Group		Industrial		Total	
	1 No.	2 Amount	3 No. of Ind. Pols. & Gr. Certifs.	4 Amount	5 No. of Certifs.	6 Amount	7 No.	8 Amount	9 No.	10 Amount
DIRECT DEATH BENEFITS AND MATURED ENDOWMENTS INCURRED										
16. Unpaid December 31, prior year.....									0	0
17. Incurred during current year.....									0	0
Settled during current year:										
18.1 By payment in full.....									0	0
18.2 By payment on compromised claims.....									0	0
18.3 Totals paid.....	0	0			0	0	0	0	0	0
18.4 Reduction by compromise.....									0	0
18.5 Amount rejected.....									0	0
18.6 Total settlements.....	0	0	0	0	0	0	0	0	0	0
19. Unpaid Dec. 31, current year (Lines 16 + 17 - 18.6).....	0	0	0	0	0	0	0	0	0	0
POLICY EXHIBIT										
20. In force December 31, prior year.....				(a).....					0	0
21. Issued during year.....									0	0
22. Other changes to in force (Net).....									0	0
23. In force December 31 of current year.....	0	0	0	(a).....	0	0	0	0	0	0

(a) Includes Individual Credit Life Insurance, prior year \$.....0 current year \$.....0.
Includes Group Credit Life Insurance Loans less than or equal to 60 months at issue, prior year \$.....0 current year \$.....0.
Loans greater than 60 months at issue BUT NOT GREATER THAN 120 MONTHS, prior year \$.....0 current year \$.....0.

ACCIDENT AND HEALTH INSURANCE

	1	2	3	4	5
	Direct Premiums	Direct Premiums Earned	Dividends Paid Or Credited on Direct Business	Direct Losses Paid	Direct Losses Incurred
24. Group policies (b).....					
24.1 Federal Employee Health Benefits Program premium (b).....					
24.2 Credit (group and individual).....					
24.3 Collectively renewable policies (b).....					
24.4 Medicare Title XVIII exempt from state taxes or fees.....					
Other Individual Policies:					
25.1 Non-cancelable (b).....					
25.2 Guaranteed renewable (b).....					
25.3 Non-renewable for stated reasons only (b).....					
25.4 Other accident only.....					
25.5 All other (b).....					
25.6 Totals (Sum of Lines 25.1 to 25.5).....	0	0	0	0	0
26. Totals (Lines 24 + 24.1 + 24.2 + 24.3 + 24.4 + 25.6).....	0	0	0	0	0

(b) For health business on indicated lines report: Number of persons insured under PPO managed products.....0 and number of persons insured under indemnity only products.....0.



DIRECT BUSINESS IN THE STATE OF **NEW MEXICO** DURING THE YEAR

NAIC Group Code.....0084

NAIC Company Code.....93661

LIFE INSURANCE

	1 Ordinary	2 Credit Life (Group and Individual)	3 Group	4 Industrial	5 Total
DIRECT PREMIUMS AND ANNUITY CONSIDERATIONS					
1. Life insurance.....					0
2. Annuity considerations.....	578,757		52,740		631,497
3. Deposit-type contract funds.....		XXX		XXX	0
4. Other considerations.....					0
5. Totals (Sum of Lines 1 to 4).....	578,757	0	52,740	0	631,497
DIRECT DIVIDENDS TO POLICYHOLDERS					
Life insurance:					
6.1 Paid in cash or left on deposit.....					0
6.2 Applied to pay renewal premiums.....					0
6.3 Applied to provide paid-up additions or shorten the endowment or premium-paying period.....					0
6.4 Other.....					0
6.5 Totals (Sum of Lines 6.1 to 6.4).....	0	0	0	0	0
Annuities:					
7.1 Paid in cash or left on deposit.....					0
7.2 Applied to provide paid-up annuities.....					0
7.3 Other.....					0
7.4 Totals (Sum of Lines 7.1 to 7.3).....	0	0	0	0	0
8. Grand Totals (Lines 6.5 + 7.4).....	0	0	0	0	0
DIRECT CLAIMS AND BENEFITS PAID					
9. Death benefits.....					0
10. Matured endowments.....					0
11. Annuity benefits.....	60,084				60,084
12. Surrender values and withdrawals for life contracts.....	313,829		61,249		375,078
13. Aggregate write-ins for miscellaneous direct claims and benefits paid.....	0	0	0	0	0
14. All other benefits, except accident and health.....					0
15. Totals.....	373,913	0	61,249	0	435,162

DETAILS OF WRITE-INS

1301.					0
1302.					0
1303.					0
1398. Summary of remaining write-ins for Line 13 from overflow page.....	0	0	0	0	0
1399. Total (Lines 1301 thru 1303 plus 1398)(Line 13 above).....	0	0	0	0	0

	Ordinary		Credit Life (Group and Individual)		Group		Industrial		Total	
	1 No.	2 Amount	3 No. of Ind. Pols. & Gr. Certifs.	4 Amount	5 No. of Certifs.	6 Amount	7 No.	8 Amount	9 No.	10 Amount
DIRECT DEATH BENEFITS AND MATURED ENDOWMENTS INCURRED										
16. Unpaid December 31, prior year.....									0	0
17. Incurred during current year.....									0	0
Settled during current year:										
18.1 By payment in full.....									0	0
18.2 By payment on compromised claims.....									0	0
18.3 Totals paid.....	0	0			0	0	0	0	0	0
18.4 Reduction by compromise.....									0	0
18.5 Amount rejected.....									0	0
18.6 Total settlements.....	0	0	0	0	0	0	0	0	0	0
19. Unpaid Dec. 31, current year (Lines 16 + 17 - 18.6).....	0	0	0	0	0	0	0	0	0	0
POLICY EXHIBIT										
20. In force December 31, prior year.....				(a).....					0	0
21. Issued during year.....									0	0
22. Other changes to in force (Net).....									0	0
23. In force December 31 of current year.....	0	0	0	(a).....	0	0	0	0	0	0

(a) Includes Individual Credit Life Insurance, prior year \$.....0 current year \$.....0.
Includes Group Credit Life Insurance Loans less than or equal to 60 months at issue, prior year \$.....0 current year \$.....0.
Loans greater than 60 months at issue BUT NOT GREATER THAN 120 MONTHS, prior year \$.....0 current year \$.....0.

ACCIDENT AND HEALTH INSURANCE

	1 Direct Premiums	2 Direct Premiums Earned	3 Dividends Paid Or Credited on Direct Business	4 Direct Losses Paid	5 Direct Losses Incurred
24. Group policies (b).....					
24.1 Federal Employee Health Benefits Program premium (b).....					
24.2 Credit (group and individual).....					
24.3 Collectively renewable policies (b).....					
24.4 Medicare Title XVIII exempt from state taxes or fees.....					
Other Individual Policies:					
25.1 Non-cancelable (b).....					
25.2 Guaranteed renewable (b).....					
25.3 Non-renewable for stated reasons only (b).....					
25.4 Other accident only.....					
25.5 All other (b).....					
25.6 Totals (Sum of Lines 25.1 to 25.5).....	0	0	0	0	0
26. Totals (Lines 24 + 24.1 + 24.2 + 24.3 + 24.4 + 25.6).....	0	0	0	0	0

(b) For health business on indicated lines report: Number of persons insured under PPO managed products.....0 and number of persons insured under indemnity only products.....0.



DIRECT BUSINESS IN THE STATE OF **NEVADA** DURING THE YEAR

NAIC Group Code.....0084

NAIC Company Code.....93661

LIFE INSURANCE

	1 Ordinary	2 Credit Life (Group and Individual)	3 Group	4 Industrial	5 Total
DIRECT PREMIUMS AND ANNUITY CONSIDERATIONS					
1. Life insurance.....					0
2. Annuity considerations.....	4,414,204		450		4,414,654
3. Deposit-type contract funds.....		XXX		XXX	0
4. Other considerations.....					0
5. Totals (Sum of Lines 1 to 4).....	4,414,204	0	450	0	4,414,654
DIRECT DIVIDENDS TO POLICYHOLDERS					
Life insurance:					
6.1 Paid in cash or left on deposit.....					0
6.2 Applied to pay renewal premiums.....					0
6.3 Applied to provide paid-up additions or shorten the endowment or premium-paying period.....					0
6.4 Other.....					0
6.5 Totals (Sum of Lines 6.1 to 6.4).....	0	0	0	0	0
Annuities:					
7.1 Paid in cash or left on deposit.....					0
7.2 Applied to provide paid-up annuities.....					0
7.3 Other.....					0
7.4 Totals (Sum of Lines 7.1 to 7.3).....	0	0	0	0	0
8. Grand Totals (Lines 6.5 + 7.4).....	0	0	0	0	0
DIRECT CLAIMS AND BENEFITS PAID					
9. Death benefits.....					0
10. Matured endowments.....					0
11. Annuity benefits.....	322,322				322,322
12. Surrender values and withdrawals for life contracts.....	4,313,570		18,433		4,332,003
13. Aggregate write-ins for miscellaneous direct claims and benefits paid.....	0	0	0	0	0
14. All other benefits, except accident and health.....					0
15. Totals.....	4,635,892	0	18,433	0	4,654,325

DETAILS OF WRITE-INS

1301.					0
1302.					0
1303.					0
1398. Summary of remaining write-ins for Line 13 from overflow page.....	0	0	0	0	0
1399. Total (Lines 1301 thru 1303 plus 1398)(Line 13 above).....	0	0	0	0	0

	Ordinary		Credit Life (Group and Individual)		Group		Industrial		Total	
	1 No.	2 Amount	3 No. of Ind. Pols. & Gr. Certifs.	4 Amount	5 No. of Certifs.	6 Amount	7 No.	8 Amount	9 No.	10 Amount
DIRECT DEATH BENEFITS AND MATURED ENDOWMENTS INCURRED										
16. Unpaid December 31, prior year.....									0	0
17. Incurred during current year.....									0	0
Settled during current year:										
18.1 By payment in full.....									0	0
18.2 By payment on compromised claims.....									0	0
18.3 Totals paid.....	0	0			0	0	0	0	0	0
18.4 Reduction by compromise.....									0	0
18.5 Amount rejected.....									0	0
18.6 Total settlements.....	0	0	0	0	0	0	0	0	0	0
19. Unpaid Dec. 31, current year (Lines 16 + 17 - 18.6).....	0	0	0	0	0	0	0	0	0	0
POLICY EXHIBIT										
20. In force December 31, prior year.....				(a).....					0	0
21. Issued during year.....									0	0
22. Other changes to in force (Net).....									0	0
23. In force December 31 of current year.....	0	0	0	(a).....	0	0	0	0	0	0

(a) Includes Individual Credit Life Insurance, prior year \$.....0 current year \$.....0.
Includes Group Credit Life Insurance Loans less than or equal to 60 months at issue, prior year \$.....0 current year \$.....0.
Loans greater than 60 months at issue BUT NOT GREATER THAN 120 MONTHS, prior year \$.....0 current year \$.....0.

ACCIDENT AND HEALTH INSURANCE

	1 Direct Premiums	2 Direct Premiums Earned	3 Dividends Paid Or Credited on Direct Business	4 Direct Losses Paid	5 Direct Losses Incurred
24. Group policies (b).....					
24.1 Federal Employee Health Benefits Program premium (b).....					
24.2 Credit (group and individual).....					
24.3 Collectively renewable policies (b).....					
24.4 Medicare Title XVIII exempt from state taxes or fees.....					
Other Individual Policies:					
25.1 Non-cancelable (b).....					
25.2 Guaranteed renewable (b).....					
25.3 Non-renewable for stated reasons only (b).....					
25.4 Other accident only.....					
25.5 All other (b).....					
25.6 Totals (Sum of Lines 25.1 to 25.5).....	0	0	0	0	0
26. Totals (Lines 24 + 24.1 + 24.2 + 24.3 + 24.4 + 25.6).....	0	0	0	0	0

(b) For health business on indicated lines report: Number of persons insured under PPO managed products.....0 and number of persons insured under indemnity only products.....0.



DIRECT BUSINESS IN THE STATE OF **NEW YORK** DURING THE YEAR

NAIC Group Code.....0084

NAIC Company Code.....93661

LIFE INSURANCE

	1 Ordinary	2 Credit Life (Group and Individual)	3 Group	4 Industrial	5 Total
DIRECT PREMIUMS AND ANNUITY CONSIDERATIONS					
1. Life insurance.....					0
2. Annuity considerations.....	270,853		128		270,981
3. Deposit-type contract funds.....		XXX		XXX	0
4. Other considerations.....					0
5. Totals (Sum of Lines 1 to 4).....	270,853	0	128	0	270,981
DIRECT DIVIDENDS TO POLICYHOLDERS					
Life insurance:					
6.1 Paid in cash or left on deposit.....					0
6.2 Applied to pay renewal premiums.....					0
6.3 Applied to provide paid-up additions or shorten the endowment or premium-paying period.....					0
6.4 Other.....					0
6.5 Totals (Sum of Lines 6.1 to 6.4).....	0	0	0	0	0
Annuities:					
7.1 Paid in cash or left on deposit.....					0
7.2 Applied to provide paid-up annuities.....					0
7.3 Other.....					0
7.4 Totals (Sum of Lines 7.1 to 7.3).....	0	0	0	0	0
8. Grand Totals (Lines 6.5 + 7.4).....	0	0	0	0	0
DIRECT CLAIMS AND BENEFITS PAID					
9. Death benefits.....					0
10. Matured endowments.....					0
11. Annuity benefits.....	85,465				85,465
12. Surrender values and withdrawals for life contracts.....	304,969		57,801		362,770
13. Aggregate write-ins for miscellaneous direct claims and benefits paid.....	0	0	0	0	0
14. All other benefits, except accident and health.....					0
15. Totals.....	390,434	0	57,801	0	448,235

DETAILS OF WRITE-INS

1301.					0
1302.					0
1303.					0
1398. Summary of remaining write-ins for Line 13 from overflow page.....	0	0	0	0	0
1399. Total (Lines 1301 thru 1303 plus 1398)(Line 13 above).....	0	0	0	0	0

	Ordinary		Credit Life (Group and Individual)		Group		Industrial		Total	
	1 No.	2 Amount	3 No. of Ind. Pols. & Gr. Certifs.	4 Amount	5 No. of Certifs.	6 Amount	7 No.	8 Amount	9 No.	10 Amount
DIRECT DEATH BENEFITS AND MATURED ENDOWMENTS INCURRED										
16. Unpaid December 31, prior year.....									0	0
17. Incurred during current year.....									0	0
Settled during current year:										
18.1 By payment in full.....									0	0
18.2 By payment on compromised claims.....									0	0
18.3 Totals paid.....	0	0			0	0	0	0	0	0
18.4 Reduction by compromise.....									0	0
18.5 Amount rejected.....									0	0
18.6 Total settlements.....	0	0	0	0	0	0	0	0	0	0
19. Unpaid Dec. 31, current year (Lines 16 + 17 - 18.6).....	0	0	0	0	0	0	0	0	0	0
POLICY EXHIBIT										
20. In force December 31, prior year.....				(a).....					0	0
21. Issued during year.....									0	0
22. Other changes to in force (Net).....									0	0
23. In force December 31 of current year.....	0	0	0	(a).....	0	0	0	0	0	0

(a) Includes Individual Credit Life Insurance, prior year \$.....0 current year \$.....0.
Includes Group Credit Life Insurance Loans less than or equal to 60 months at issue, prior year \$.....0 current year \$.....0.
Loans greater than 60 months at issue BUT NOT GREATER THAN 120 MONTHS, prior year \$.....0 current year \$.....0.

ACCIDENT AND HEALTH INSURANCE

	1 Direct Premiums	2 Direct Premiums Earned	3 Dividends Paid Or Credited on Direct Business	4 Direct Losses Paid	5 Direct Losses Incurred
24. Group policies (b).....					
24.1 Federal Employee Health Benefits Program premium (b).....					
24.2 Credit (group and individual).....					
24.3 Collectively renewable policies (b).....					
24.4 Medicare Title XVIII exempt from state taxes or fees.....					
Other Individual Policies:					
25.1 Non-cancelable (b).....					
25.2 Guaranteed renewable (b).....					
25.3 Non-renewable for stated reasons only (b).....					
25.4 Other accident only.....					
25.5 All other (b).....					
25.6 Totals (Sum of Lines 25.1 to 25.5).....	0	0	0	0	0
26. Totals (Lines 24 + 24.1 + 24.2 + 24.3 + 24.4 + 25.6).....	0	0	0	0	0

(b) For health business on indicated lines report: Number of persons insured under PPO managed products.....0 and number of persons insured under indemnity only products.....0.



DIRECT BUSINESS IN THE STATE OF OHIO DURING THE YEAR

NAIC Group Code.....0084

NAIC Company Code.....93661

LIFE INSURANCE

	1 Ordinary	2 Credit Life (Group and Individual)	3 Group	4 Industrial	5 Total
DIRECT PREMIUMS AND ANNUITY CONSIDERATIONS					
1. Life insurance.....				0
2. Annuity considerations.....	18,452,450		6,354,608		24,807,058
3. Deposit-type contract funds.....	-	XXX		XXX0
4. Other considerations.....				0
5. Totals (Sum of Lines 1 to 4).....	18,452,450	0	6,354,608	0	24,807,058
DIRECT DIVIDENDS TO POLICYHOLDERS					
Life insurance:					
6.1 Paid in cash or left on deposit.....				0
6.2 Applied to pay renewal premiums.....				0
6.3 Applied to provide paid-up additions or shorten the endowment or premium-paying period.....				0
6.4 Other.....				0
6.5 Totals (Sum of Lines 6.1 to 6.4).....	0	0	0	0	0
Annuities:					
7.1 Paid in cash or left on deposit.....				0
7.2 Applied to provide paid-up annuities.....				0
7.3 Other.....				0
7.4 Totals (Sum of Lines 7.1 to 7.3).....	0	0	0	0	0
8. Grand Totals (Lines 6.5 + 7.4).....	0	0	0	0	0
DIRECT CLAIMS AND BENEFITS PAID					
9. Death benefits.....				0
10. Matured endowments.....				0
11. Annuity benefits.....	1,007,319	-	4,150	-	1,011,469
12. Surrender values and withdrawals for life contracts.....	11,422,279	-	18,945,583	-	30,367,862
13. Aggregate write-ins for miscellaneous direct claims and benefits paid.....	0	0	0	0	0
14. All other benefits, except accident and health.....				0
15. Totals.....	12,429,598	0	18,949,733	0	31,379,331

DETAILS OF WRITE-INS

1301.0
1302.0
1303.0
1398. Summary of remaining write-ins for Line 13 from overflow page.....	0	0	0	0	0
1399. Total (Lines 1301 thru 1303 plus 1398)(Line 13 above).....	0	0	0	0	0

	Ordinary		Credit Life (Group and Individual)		Group		Industrial		Total	
	1 No.	2 Amount	3 No. of Ind. Pols. & Gr. Certifs.	4 Amount	5 No. of Certifs.	6 Amount	7 No.	8 Amount	9 No.	10 Amount
DIRECT DEATH BENEFITS AND MATURED ENDOWMENTS INCURRED										
16. Unpaid December 31, prior year.....									0	0
17. Incurred during current year.....									0	0
Settled during current year:										
18.1 By payment in full.....									0	0
18.2 By payment on compromised claims.....									0	0
18.3 Totals paid.....	0	0			0	0	0	0	0	0
18.4 Reduction by compromise.....									0	0
18.5 Amount rejected.....									0	0
18.6 Total settlements.....	0	0	0	0	0	0	0	0	0	0
19. Unpaid Dec. 31, current year (Lines 16 + 17 - 18.6).....	0	0	0	0	0	0	0	0	0	0
POLICY EXHIBIT										
20. In force December 31, prior year.....				(a).....					0	0
21. Issued during year.....									0	0
22. Other changes to in force (Net).....									0	0
23. In force December 31 of current year.....	0	0	0	(a).....0	0	0	0	0	0	0

(a) Includes Individual Credit Life Insurance, prior year \$.....0 current year \$.....0.
Includes Group Credit Life Insurance Loans less than or equal to 60 months at issue, prior year \$.....0 current year \$.....0.
Loans greater than 60 months at issue BUT NOT GREATER THAN 120 MONTHS, prior year \$.....0 current year \$.....0.

ACCIDENT AND HEALTH INSURANCE

	1 Direct Premiums	2 Direct Premiums Earned	3 Dividends Paid Or Credited on Direct Business	4 Direct Losses Paid	5 Direct Losses Incurred
24. Group policies (b).....					
24.1 Federal Employee Health Benefits Program premium (b).....					
24.2 Credit (group and individual).....					
24.3 Collectively renewable policies (b).....					
24.4 Medicare Title XVIII exempt from state taxes or fees.....					
Other Individual Policies:					
25.1 Non-cancelable (b).....					
25.2 Guaranteed renewable (b).....					
25.3 Non-renewable for stated reasons only (b).....					
25.4 Other accident only.....					
25.5 All other (b).....					
25.6 Totals (Sum of Lines 25.1 to 25.5).....	0	0	0	0	0
26. Totals (Lines 24 + 24.1 + 24.2 + 24.3 + 24.4 + 25.6).....	0	0	0	0	0

(b) For health business on indicated lines report: Number of persons insured under PPO managed products.....0 and number of persons insured under indemnity only products.....0.



DIRECT BUSINESS IN THE STATE OF **OKLAHOMA** DURING THE YEAR

NAIC Group Code....0084

NAIC Company Code....93661

LIFE INSURANCE

	1 Ordinary	2 Credit Life (Group and Individual)	3 Group	4 Industrial	5 Total
DIRECT PREMIUMS AND ANNUITY CONSIDERATIONS					
1. Life insurance.....					0
2. Annuity considerations.....	624,867		-		624,867
3. Deposit-type contract funds.....		XXX		XXX	0
4. Other considerations.....					0
5. Totals (Sum of Lines 1 to 4).....	624,867	0	0	0	624,867
DIRECT DIVIDENDS TO POLICYHOLDERS					
Life insurance:					
6.1 Paid in cash or left on deposit.....					0
6.2 Applied to pay renewal premiums.....					0
6.3 Applied to provide paid-up additions or shorten the endowment or premium-paying period.....					0
6.4 Other.....					0
6.5 Totals (Sum of Lines 6.1 to 6.4).....	0	0	0	0	0
Annuities:					
7.1 Paid in cash or left on deposit.....					0
7.2 Applied to provide paid-up annuities.....					0
7.3 Other.....					0
7.4 Totals (Sum of Lines 7.1 to 7.3).....	0	0	0	0	0
8. Grand Totals (Lines 6.5 + 7.4).....	0	0	0	0	0
DIRECT CLAIMS AND BENEFITS PAID					
9. Death benefits.....					0
10. Matured endowments.....					0
11. Annuity benefits.....	136,127				136,127
12. Surrender values and withdrawals for life contracts.....	651,880		3,384		655,264
13. Aggregate write-ins for miscellaneous direct claims and benefits paid.....	0	0	0	0	0
14. All other benefits, except accident and health.....					0
15. Totals.....	788,007	0	3,384	0	791,391

DETAILS OF WRITE-INS

1301.					0
1302.					0
1303.					0
1398. Summary of remaining write-ins for Line 13 from overflow page.....	0	0	0	0	0
1399. Total (Lines 1301 thru 1303 plus 1398)(Line 13 above).....	0	0	0	0	0

	Ordinary		Credit Life (Group and Individual)		Group		Industrial		Total	
	1 No.	2 Amount	3 No. of Ind. Pol. & Gr. Certifs.	4 Amount	5 No. of Certifs.	6 Amount	7 No.	8 Amount	9 No.	10 Amount
DIRECT DEATH BENEFITS AND MATURED ENDOWMENTS INCURRED										
16. Unpaid December 31, prior year.....									0	0
17. Incurred during current year.....									0	0
Settled during current year:										
18.1 By payment in full.....									0	0
18.2 By payment on compromised claims.....									0	0
18.3 Totals paid.....	0	0			0	0	0	0	0	0
18.4 Reduction by compromise.....									0	0
18.5 Amount rejected.....									0	0
18.6 Total settlements.....	0	0	0	0	0	0	0	0	0	0
19. Unpaid Dec. 31, current year (Lines 16 + 17 - 18.6).....	0	0	0	0	0	0	0	0	0	0
POLICY EXHIBIT										
20. In force December 31, prior year.....				(a).....					0	0
21. Issued during year.....									0	0
22. Other changes to in force (Net).....									0	0
23. In force December 31 of current year.....	0	0	0	(a).....	0	0	0	0	0	0

(a) Includes Individual Credit Life Insurance, prior year \$.....0 current year \$.....0.
Includes Group Credit Life Insurance Loans less than or equal to 60 months at issue, prior year \$.....0 current year \$.....0.
Loans greater than 60 months at issue BUT NOT GREATER THAN 120 MONTHS, prior year \$.....0 current year \$.....0.

ACCIDENT AND HEALTH INSURANCE

	1 Direct Premiums	2 Direct Premiums Earned	3 Dividends Paid Or Credited on Direct Business	4 Direct Losses Paid	5 Direct Losses Incurred
24. Group policies (b):					
24.1 Federal Employee Health Benefits Program premium (b).....					
24.2 Credit (group and individual).....					
24.3 Collectively renewable policies (b).....					
24.4 Medicare Title XVIII exempt from state taxes or fees.....					
Other Individual Policies:					
25.1 Non-cancelable (b).....					
25.2 Guaranteed renewable (b).....					
25.3 Non-renewable for stated reasons only (b).....					
25.4 Other accident only.....					
25.5 All other (b).....					
25.6 Totals (Sum of Lines 25.1 to 25.5).....	0	0	0	0	0
26. Totals (Lines 24 + 24.1 + 24.2 + 24.3 + 24.4 + 25.6).....	0	0	0	0	0

(b) For health business on indicated lines report: Number of persons insured under PPO managed products.....0 and number of persons insured under indemnity only products.....0.



DIRECT BUSINESS IN THE STATE OF OREGON DURING THE YEAR

NAIC Group Code.....0084

NAIC Company Code.....93661

LIFE INSURANCE

	1 Ordinary	2 Credit Life (Group and Individual)	3 Group	4 Industrial	5 Total
DIRECT PREMIUMS AND ANNUITY CONSIDERATIONS					
1. Life insurance.....					0
2. Annuity considerations.....	241,499		3,906		245,405
3. Deposit-type contract funds.....		XXX		XXX	0
4. Other considerations.....					0
5. Totals (Sum of Lines 1 to 4).....	241,499	0	3,906	0	245,405
DIRECT DIVIDENDS TO POLICYHOLDERS					
Life insurance:					
6.1 Paid in cash or left on deposit.....					0
6.2 Applied to pay renewal premiums.....					0
6.3 Applied to provide paid-up additions or shorten the endowment or premium-paying period.....					0
6.4 Other.....					0
6.5 Totals (Sum of Lines 6.1 to 6.4).....	0	0	0	0	0
Annuities:					
7.1 Paid in cash or left on deposit.....					0
7.2 Applied to provide paid-up annuities.....					0
7.3 Other.....					0
7.4 Totals (Sum of Lines 7.1 to 7.3).....	0	0	0	0	0
8. Grand Totals (Lines 6.5 + 7.4).....	0	0	0	0	0
DIRECT CLAIMS AND BENEFITS PAID					
9. Death benefits.....					0
10. Matured endowments.....					0
11. Annuity benefits.....	346,839				346,839
12. Surrender values and withdrawals for life contracts.....	286,407		306,517		592,924
13. Aggregate write-ins for miscellaneous direct claims and benefits paid.....	0	0	0	0	0
14. All other benefits, except accident and health.....					0
15. Totals.....	633,246	0	306,517	0	939,763

DETAILS OF WRITE-INS

1301.					0
1302.					0
1303.					0
1398. Summary of remaining write-ins for Line 13 from overflow page.....	0	0	0	0	0
1399. Total (Lines 1301 thru 1303 plus 1398)(Line 13 above).....	0	0	0	0	0

	Ordinary		Credit Life (Group and Individual)		Group		Industrial		Total	
	1 No.	2 Amount	3 No. of Ind. Pols. & Gr. Certifs.	4 Amount	5 No. of Certifs.	6 Amount	7 No.	8 Amount	9 No.	10 Amount
DIRECT DEATH BENEFITS AND MATURED ENDOWMENTS INCURRED										
16. Unpaid December 31, prior year.....									0	0
17. Incurred during current year.....									0	0
Settled during current year:										
18.1 By payment in full.....									0	0
18.2 By payment on compromised claims.....									0	0
18.3 Totals paid.....	0	0			0	0	0	0	0	0
18.4 Reduction by compromise.....									0	0
18.5 Amount rejected.....									0	0
18.6 Total settlements.....	0	0	0	0	0	0	0	0	0	0
19. Unpaid Dec. 31, current year (Lines 16 + 17 - 18.6).....	0	0	0	0	0	0	0	0	0	0
POLICY EXHIBIT										
20. In force December 31, prior year.....				(a).....					0	0
21. Issued during year.....									0	0
22. Other changes to in force (Net).....									0	0
23. In force December 31 of current year.....	0	0	0	(a).....	0	0	0	0	0	0

(a) Includes Individual Credit Life Insurance, prior year \$.....0 current year \$.....0.
Includes Group Credit Life Insurance Loans less than or equal to 60 months at issue, prior year \$.....0 current year \$.....0.
Loans greater than 60 months at issue BUT NOT GREATER THAN 120 MONTHS, prior year \$.....0 current year \$.....0.

ACCIDENT AND HEALTH INSURANCE

	1 Direct Premiums	2 Direct Premiums Earned	3 Dividends Paid Or Credited on Direct Business	4 Direct Losses Paid	5 Direct Losses Incurred
24. Group policies (b).....					
24.1 Federal Employee Health Benefits Program premium (b).....					
24.2 Credit (group and individual).....					
24.3 Collectively renewable policies (b).....					
24.4 Medicare Title XVIII exempt from state taxes or fees.....					
Other Individual Policies:					
25.1 Non-cancelable (b).....					
25.2 Guaranteed renewable (b).....					
25.3 Non-renewable for stated reasons only (b).....					
25.4 Other accident only.....					
25.5 All other (b).....					
25.6 Totals (Sum of Lines 25.1 to 25.5).....	0	0	0	0	0
26. Totals (Lines 24 + 24.1 + 24.2 + 24.3 + 24.4 + 25.6).....	0	0	0	0	0

(b) For health business on indicated lines report: Number of persons insured under PPO managed products.....0 and number of persons insured under indemnity only products.....0.



DIRECT BUSINESS IN OTHER ALIEN GRAND TOTAL DURING THE YEAR

NAIC Group Code.....0084

NAIC Company Code.....93661

LIFE INSURANCE

	1 Ordinary	2 Credit Life (Group and Individual)	3 Group	4 Industrial	5 Total
DIRECT PREMIUMS AND ANNUITY CONSIDERATIONS					
1. Life insurance.....					0
2. Annuity considerations.....	120,251				120,251
3. Deposit-type contract funds.....		XXX		XXX	0
4. Other considerations.....					0
5. Totals (Sum of Lines 1 to 4).....	120,251	0	0	0	120,251
DIRECT DIVIDENDS TO POLICYHOLDERS					
Life insurance:					
6.1 Paid in cash or left on deposit.....					0
6.2 Applied to pay renewal premiums.....					0
6.3 Applied to provide paid-up additions or shorten the endowment or premium-paying period.....					0
6.4 Other.....					0
6.5 Totals (Sum of Lines 6.1 to 6.4).....	0	0	0	0	0
Annuities:					
7.1 Paid in cash or left on deposit.....					0
7.2 Applied to provide paid-up annuities.....					0
7.3 Other.....					0
7.4 Totals (Sum of Lines 7.1 to 7.3).....	0	0	0	0	0
8. Grand Totals (Lines 6.5 + 7.4).....	0	0	0	0	0
DIRECT CLAIMS AND BENEFITS PAID					
9. Death benefits.....					0
10. Matured endowments.....					0
11. Annuity benefits.....	26,444				26,444
12. Surrender values and withdrawals for life contracts.....	32,047		15,434		47,481
13. Aggregate write-ins for miscellaneous direct claims and benefits paid.....	0	0	0	0	0
14. All other benefits, except accident and health.....					0
15. Totals.....	58,491	0	15,434	0	73,925

DETAILS OF WRITE-INS

1301.					0
1302.					0
1303.					0
1398. Summary of remaining write-ins for Line 13 from overflow page.....	0	0	0	0	0
1399. Total (Lines 1301 thru 1303 plus 1398)(Line 13 above).....	0	0	0	0	0

	Ordinary		Credit Life (Group and Individual)		Group		Industrial		Total	
	1 No.	2 Amount	3 No. of Ind. Pol. & Gr. Certifs.	4 Amount	5 No. of Certifs.	6 Amount	7 No.	8 Amount	9 No.	10 Amount
DIRECT DEATH BENEFITS AND MATURED ENDOWMENTS INCURRED										
16. Unpaid December 31, prior year.....									0	0
17. Incurred during current year.....									0	0
Settled during current year:										
18.1 By payment in full.....									0	0
18.2 By payment on compromised claims.....									0	0
18.3 Totals paid.....	0	0			0	0	0	0	0	0
18.4 Reduction by compromise.....									0	0
18.5 Amount rejected.....									0	0
18.6 Total settlements.....	0	0	0	0	0	0	0	0	0	0
19. Unpaid Dec. 31, current year (Lines 16 + 17 - 18.6).....	0	0	0	0	0	0	0	0	0	0
POLICY EXHIBIT										
20. In force December 31, prior year.....				(a).....					0	0
21. Issued during year.....									0	0
22. Other changes to in force (Net).....									0	0
23. In force December 31 of current year.....	0	0	0	(a).....	0	0	0	0	0	0

(a) Includes Individual Credit Life Insurance, prior year \$.....0 current year \$.....0.
Includes Group Credit Life Insurance Loans less than or equal to 60 months at issue, prior year \$.....0 current year \$.....0.
Loans greater than 60 months at issue BUT NOT GREATER THAN 120 MONTHS, prior year \$.....0 current year \$.....0.

ACCIDENT AND HEALTH INSURANCE

	1 Direct Premiums	2 Direct Premiums Earned	3 Dividends Paid Or Credited on Direct Business	4 Direct Losses Paid	5 Direct Losses Incurred
24. Group policies (b).....					
24.1 Federal Employee Health Benefits Program premium (b).....					
24.2 Credit (group and individual).....					
24.3 Collectively renewable policies (b).....					
24.4 Medicare Title XVIII exempt from state taxes or fees.....					
Other Individual Policies:					
25.1 Non-cancelable (b).....					
25.2 Guaranteed renewable (b).....					
25.3 Non-renewable for stated reasons only (b).....					
25.4 Other accident only.....					
25.5 All other (b).....					
25.6 Totals (Sum of Lines 25.1 to 25.5).....	0	0	0	0	0
26. Totals (Lines 24 + 24.1 + 24.2 + 24.3 + 24.4 + 25.6).....	0	0	0	0	0

(b) For health business on indicated lines report: Number of persons insured under PPO managed products.....0 and number of persons insured under indemnity only products.....0.



DIRECT BUSINESS IN THE STATE OF **PENNSYLVANIA** DURING THE YEAR

NAIC Group Code.....0084

NAIC Company Code.....93661

LIFE INSURANCE

	1 Ordinary	2 Credit Life (Group and Individual)	3 Group	4 Industrial	5 Total
DIRECT PREMIUMS AND ANNUITY CONSIDERATIONS					
1. Life insurance.....					0
2. Annuity considerations.....	7,033,875		226,311		7,260,186
3. Deposit-type contract funds.....		XXX		XXX	0
4. Other considerations.....					0
5. Totals (Sum of Lines 1 to 4).....	7,033,875	0	226,311	0	7,260,186
DIRECT DIVIDENDS TO POLICYHOLDERS					
Life insurance:					
6.1 Paid in cash or left on deposit.....					0
6.2 Applied to pay renewal premiums.....					0
6.3 Applied to provide paid-up additions or shorten the endowment or premium-paying period.....					0
6.4 Other.....					0
6.5 Totals (Sum of Lines 6.1 to 6.4).....	0	0	0	0	0
Annuities:					
7.1 Paid in cash or left on deposit.....					0
7.2 Applied to provide paid-up annuities.....					0
7.3 Other.....					0
7.4 Totals (Sum of Lines 7.1 to 7.3).....	0	0	0	0	0
8. Grand Totals (Lines 6.5 + 7.4).....	0	0	0	0	0
DIRECT CLAIMS AND BENEFITS PAID					
9. Death benefits.....					0
10. Matured endowments.....					0
11. Annuity benefits.....	235,093				235,093
12. Surrender values and withdrawals for life contracts.....	1,603,803		257,783		1,861,586
13. Aggregate write-ins for miscellaneous direct claims and benefits paid.....	0	0	0	0	0
14. All other benefits, except accident and health.....					0
15. Totals.....	1,838,896	0	257,783	0	2,096,679

DETAILS OF WRITE-INS

1301.					0
1302.					0
1303.					0
1398. Summary of remaining write-ins for Line 13 from overflow page.....	0	0	0	0	0
1399. Total (Lines 1301 thru 1303 plus 1398)(Line 13 above).....	0	0	0	0	0

	Ordinary		Credit Life (Group and Individual)		Group		Industrial		Total	
	1 No.	2 Amount	3 No. of Ind. Pols. & Gr. Certifs.	4 Amount	5 No. of Certifs.	6 Amount	7 No.	8 Amount	9 No.	10 Amount
DIRECT DEATH BENEFITS AND MATURED ENDOWMENTS INCURRED										
16. Unpaid December 31, prior year.....									0	0
17. Incurred during current year.....									0	0
Settled during current year:										
18.1 By payment in full.....									0	0
18.2 By payment on compromised claims.....									0	0
18.3 Totals paid.....	0	0			0	0	0	0	0	0
18.4 Reduction by compromise.....									0	0
18.5 Amount rejected.....									0	0
18.6 Total settlements.....	0	0	0	0	0	0	0	0	0	0
19. Unpaid Dec. 31, current year (Lines 16 + 17 - 18.6).....	0	0	0	0	0	0	0	0	0	0
POLICY EXHIBIT										
20. In force December 31, prior year.....				(a).....					0	0
21. Issued during year.....									0	0
22. Other changes to in force (Net).....									0	0
23. In force December 31 of current year.....	0	0	0	(a).....	0	0	0	0	0	0

(a) Includes Individual Credit Life Insurance, prior year \$.....0 current year \$.....0.
Includes Group Credit Life Insurance Loans less than or equal to 60 months at issue, prior year \$.....0 current year \$.....0.
Loans greater than 60 months at issue BUT NOT GREATER THAN 120 MONTHS, prior year \$.....0 current year \$.....0.

ACCIDENT AND HEALTH INSURANCE

	1 Direct Premiums	2 Direct Premiums Earned	3 Dividends Paid Or Credited on Direct Business	4 Direct Losses Paid	5 Direct Losses Incurred
24. Group policies (b).....					
24.1 Federal Employee Health Benefits Program premium (b).....					
24.2 Credit (group and individual).....					
24.3 Collectively renewable policies (b).....					
24.4 Medicare Title XVIII exempt from state taxes or fees.....					
Other Individual Policies:					
25.1 Non-cancelable (b).....					
25.2 Guaranteed renewable (b).....					
25.3 Non-renewable for stated reasons only (b).....					
25.4 Other accident only.....					
25.5 All other (b).....					
25.6 Totals (Sum of Lines 25.1 to 25.5).....	0	0	0	0	0
26. Totals (Lines 24 + 24.1 + 24.2 + 24.3 + 24.4 + 25.6).....	0	0	0	0	0

(b) For health business on indicated lines report: Number of persons insured under PPO managed products.....0 and number of persons insured under indemnity only products.....0.



DIRECT BUSINESS IN PUERTO RICO DURING THE YEAR
 NAIC Group Code.....0084 NAIC Company Code.....93661

LIFE INSURANCE

	1 Ordinary	2 Credit Life (Group and Individual)	3 Group	4 Industrial	5 Total
DIRECT PREMIUMS AND ANNUITY CONSIDERATIONS					
1. Life insurance.....					0
2. Annuity considerations.....	-		-		0
3. Deposit-type contract funds.....		XXX		XXX	0
4. Other considerations.....					0
5. Totals (Sum of Lines 1 to 4).....	0	0	0	0	0
DIRECT DIVIDENDS TO POLICYHOLDERS					
Life insurance:					
6.1 Paid in cash or left on deposit.....					0
6.2 Applied to pay renewal premiums.....					0
6.3 Applied to provide paid-up additions or shorten the endowment or premium-paying period.....					0
6.4 Other.....					0
6.5 Totals (Sum of Lines 6.1 to 6.4).....	0	0	0	0	0
Annuities:					
7.1 Paid in cash or left on deposit.....					0
7.2 Applied to provide paid-up annuities.....					0
7.3 Other.....					0
7.4 Totals (Sum of Lines 7.1 to 7.3).....	0	0	0	0	0
8. Grand Totals (Lines 6.5 + 7.4).....	0	0	0	0	0
DIRECT CLAIMS AND BENEFITS PAID					
9. Death benefits.....					0
10. Matured endowments.....					0
11. Annuity benefits.....					0
12. Surrender values and withdrawals for life contracts.....	3,792	-	685	-	4,477
13. Aggregate write-ins for miscellaneous direct claims and benefits paid.....	0	0	0	0	0
14. All other benefits, except accident and health.....					0
15. Totals.....	3,792	0	685	0	4,477

DETAILS OF WRITE-INS

1301.					0
1302.					0
1303.					0
1398. Summary of remaining write-ins for Line 13 from overflow page.....	0	0	0	0	0
1399. Total (Lines 1301 thru 1303 plus 1398)(Line 13 above).....	0	0	0	0	0

	Ordinary		Credit Life (Group and Individual)		Group		Industrial		Total	
	1 No.	2 Amount	3 No. of Ind. Pol. & Gr. Certifs.	4 Amount	5 No. of Certifs.	6 Amount	7 No.	8 Amount	9 No.	10 Amount
DIRECT DEATH BENEFITS AND MATURED ENDOWMENTS INCURRED										
16. Unpaid December 31, prior year.....									0	0
17. Incurred during current year.....									0	0
Settled during current year:										
18.1 By payment in full.....									0	0
18.2 By payment on compromised claims.....									0	0
18.3 Totals paid.....	0	0			0	0	0	0	0	0
18.4 Reduction by compromise.....									0	0
18.5 Amount rejected.....									0	0
18.6 Total settlements.....	0	0	0	0	0	0	0	0	0	0
19. Unpaid Dec. 31, current year (Lines 16 + 17 - 18.6).....	0	0	0	0	0	0	0	0	0	0
POLICY EXHIBIT										
20. In force December 31, prior year.....				(a).....					0	0
21. Issued during year.....									0	0
22. Other changes to in force (Net).....									0	0
23. In force December 31 of current year.....	0	0	0	(a).....	0	0	0	0	0	0

(a) Includes Individual Credit Life Insurance, prior year \$.....0 current year \$.....0.
 Includes Group Credit Life Insurance Loans less than or equal to 60 months at issue, prior year \$.....0 current year \$.....0.
 Loans greater than 60 months at issue BUT NOT GREATER THAN 120 MONTHS, prior year \$.....0 current year \$.....0.

ACCIDENT AND HEALTH INSURANCE

	1 Direct Premiums	2 Direct Premiums Earned	3 Dividends Paid Or Credited on Direct Business	4 Direct Losses Paid	5 Direct Losses Incurred
24. Group policies (b).....					
24.1 Federal Employee Health Benefits Program premium (b).....					
24.2 Credit (group and individual).....					
24.3 Collectively renewable policies (b).....					
24.4 Medicare Title XVIII exempt from state taxes or fees.....					
Other Individual Policies:					
25.1 Non-cancelable (b).....					
25.2 Guaranteed renewable (b).....					
25.3 Non-renewable for stated reasons only (b).....					
25.4 Other accident only.....					
25.5 All other (b).....					
25.6 Totals (Sum of Lines 25.1 to 25.5).....	0	0	0	0	0
26. Totals (Lines 24 + 24.1 + 24.2 + 24.3 + 24.4 + 25.6).....	0	0	0	0	0

(b) For health business on indicated lines report: Number of persons insured under PPO managed products.....0 and number of persons insured under indemnity only products.....0.



DIRECT BUSINESS IN THE STATE OF **RHODE ISLAND** DURING THE YEAR

NAIC Group Code.....0084

NAIC Company Code.....93661

LIFE INSURANCE

	1 Ordinary	2 Credit Life (Group and Individual)	3 Group	4 Industrial	5 Total
DIRECT PREMIUMS AND ANNUITY CONSIDERATIONS					
1. Life insurance.....					0
2. Annuity considerations.....	2,695,807		5,434		2,701,241
3. Deposit-type contract funds.....		XXX		XXX	0
4. Other considerations.....					0
5. Totals (Sum of Lines 1 to 4).....	2,695,807	0	5,434	0	2,701,241
DIRECT DIVIDENDS TO POLICYHOLDERS					
Life insurance:					
6.1 Paid in cash or left on deposit.....					0
6.2 Applied to pay renewal premiums.....					0
6.3 Applied to provide paid-up additions or shorten the endowment or premium-paying period.....					0
6.4 Other.....					0
6.5 Totals (Sum of Lines 6.1 to 6.4).....	0	0	0	0	0
Annuities:					
7.1 Paid in cash or left on deposit.....					0
7.2 Applied to provide paid-up annuities.....					0
7.3 Other.....					0
7.4 Totals (Sum of Lines 7.1 to 7.3).....	0	0	0	0	0
8. Grand Totals (Lines 6.5 + 7.4).....	0	0	0	0	0
DIRECT CLAIMS AND BENEFITS PAID					
9. Death benefits.....					0
10. Matured endowments.....					0
11. Annuity benefits.....	10,918				10,918
12. Surrender values and withdrawals for life contracts.....	802,088		(813)		801,275
13. Aggregate write-ins for miscellaneous direct claims and benefits paid.....	0	0	0	0	0
14. All other benefits, except accident and health.....					0
15. Totals.....	813,006	0	(813)	0	812,193

DETAILS OF WRITE-INS

1301.					0
1302.					0
1303.					0
1398. Summary of remaining write-ins for Line 13 from overflow page.....	0	0	0	0	0
1399. Total (Lines 1301 thru 1303 plus 1398)(Line 13 above).....	0	0	0	0	0

	Ordinary		Credit Life (Group and Individual)		Group		Industrial		Total	
	1 No.	2 Amount	3 No. of Ind. Pol. & Gr. Certifs.	4 Amount	5 No. of Certifs.	6 Amount	7 No.	8 Amount	9 No.	10 Amount
DIRECT DEATH BENEFITS AND MATURED ENDOWMENTS INCURRED										
16. Unpaid December 31, prior year.....									0	0
17. Incurred during current year.....									0	0
Settled during current year:										
18.1 By payment in full.....									0	0
18.2 By payment on compromised claims.....									0	0
18.3 Totals paid.....	0	0			0	0	0	0	0	0
18.4 Reduction by compromise.....									0	0
18.5 Amount rejected.....									0	0
18.6 Total settlements.....	0	0	0	0	0	0	0	0	0	0
19. Unpaid Dec. 31, current year (Lines 16 + 17 - 18.6).....	0	0	0	0	0	0	0	0	0	0
POLICY EXHIBIT										
20. In force December 31, prior year.....				(a).....					0	0
21. Issued during year.....									0	0
22. Other changes to in force (Net).....									0	0
23. In force December 31 of current year.....	0	0	0	(a).....	0	0	0	0	0	0

(a) Includes Individual Credit Life Insurance, prior year \$.....0 current year \$.....0.
Includes Group Credit Life Insurance Loans less than or equal to 60 months at issue, prior year \$.....0 current year \$.....0.
Loans greater than 60 months at issue BUT NOT GREATER THAN 120 MONTHS, prior year \$.....0 current year \$.....0.

ACCIDENT AND HEALTH INSURANCE

	1 Direct Premiums	2 Direct Premiums Earned	3 Dividends Paid Or Credited on Direct Business	4 Direct Losses Paid	5 Direct Losses Incurred
24. Group policies (b).....					
24.1 Federal Employee Health Benefits Program premium (b).....					
24.2 Credit (group and individual).....					
24.3 Collectively renewable policies (b).....					
24.4 Medicare Title XVIII exempt from state taxes or fees.....					
Other Individual Policies:					
25.1 Non-cancelable (b).....					
25.2 Guaranteed renewable (b).....					
25.3 Non-renewable for stated reasons only (b).....					
25.4 Other accident only.....					
25.5 All other (b).....					
25.6 Totals (Sum of Lines 25.1 to 25.5).....	0	0	0	0	0
26. Totals (Lines 24 + 24.1 + 24.2 + 24.3 + 24.4 + 25.6).....	0	0	0	0	0

(b) For health business on indicated lines report: Number of persons insured under PPO managed products.....0 and number of persons insured under indemnity only products.....0.



DIRECT BUSINESS IN THE STATE OF **SOUTH CAROLINA** DURING THE YEAR

NAIC Group Code.....0084

NAIC Company Code.....93661

LIFE INSURANCE

	1 Ordinary	2 Credit Life (Group and Individual)	3 Group	4 Industrial	5 Total
DIRECT PREMIUMS AND ANNUITY CONSIDERATIONS					
1. Life insurance.....					0
2. Annuity considerations.....	1,430,463		3,336		1,433,799
3. Deposit-type contract funds.....		XXX		XXX	0
4. Other considerations.....					0
5. Totals (Sum of Lines 1 to 4).....	1,430,463	0	3,336	0	1,433,799
DIRECT DIVIDENDS TO POLICYHOLDERS					
Life insurance:					
6.1 Paid in cash or left on deposit.....					0
6.2 Applied to pay renewal premiums.....					0
6.3 Applied to provide paid-up additions or shorten the endowment or premium-paying period.....					0
6.4 Other.....					0
6.5 Totals (Sum of Lines 6.1 to 6.4).....	0	0	0	0	0
Annuities:					
7.1 Paid in cash or left on deposit.....					0
7.2 Applied to provide paid-up annuities.....					0
7.3 Other.....					0
7.4 Totals (Sum of Lines 7.1 to 7.3).....	0	0	0	0	0
8. Grand Totals (Lines 6.5 + 7.4).....	0	0	0	0	0
DIRECT CLAIMS AND BENEFITS PAID					
9. Death benefits.....					0
10. Matured endowments.....					0
11. Annuity benefits.....	88,922				88,922
12. Surrender values and withdrawals for life contracts.....	1,308,609		59,056		1,367,665
13. Aggregate write-ins for miscellaneous direct claims and benefits paid.....	0	0	0	0	0
14. All other benefits, except accident and health.....					0
15. Totals.....	1,397,531	0	59,056	0	1,456,587

DETAILS OF WRITE-INS

1301.					0
1302.					0
1303.					0
1398. Summary of remaining write-ins for Line 13 from overflow page.....	0	0	0	0	0
1399. Total (Lines 1301 thru 1303 plus 1398)(Line 13 above).....	0	0	0	0	0

	Ordinary		Credit Life (Group and Individual)		Group		Industrial		Total	
	1 No.	2 Amount	3 No. of Ind. Pols. & Gr. Certifs.	4 Amount	5 No. of Certifs.	6 Amount	7 No.	8 Amount	9 No.	10 Amount
DIRECT DEATH BENEFITS AND MATURED ENDOWMENTS INCURRED										
16. Unpaid December 31, prior year.....									0	0
17. Incurred during current year.....									0	0
Settled during current year:										
18.1 By payment in full.....									0	0
18.2 By payment on compromised claims.....									0	0
18.3 Totals paid.....	0	0			0	0	0	0	0	0
18.4 Reduction by compromise.....									0	0
18.5 Amount rejected.....									0	0
18.6 Total settlements.....	0	0	0	0	0	0	0	0	0	0
19. Unpaid Dec. 31, current year (Lines 16 + 17 - 18.6).....	0	0	0	0	0	0	0	0	0	0
POLICY EXHIBIT										
20. In force December 31, prior year.....				(a).....					0	0
21. Issued during year.....									0	0
22. Other changes to in force (Net).....									0	0
23. In force December 31 of current year.....	0	0	0	(a).....	0	0	0	0	0	0

(a) Includes Individual Credit Life Insurance, prior year \$.....0 current year \$.....0.
Includes Group Credit Life Insurance Loans less than or equal to 60 months at issue, prior year \$.....0 current year \$.....0.
Loans greater than 60 months at issue BUT NOT GREATER THAN 120 MONTHS, prior year \$.....0 current year \$.....0.

ACCIDENT AND HEALTH INSURANCE

	1 Direct Premiums	2 Direct Premiums Earned	3 Dividends Paid Or Credited on Direct Business	4 Direct Losses Paid	5 Direct Losses Incurred
24. Group policies (b).....					
24.1 Federal Employee Health Benefits Program premium (b).....					
24.2 Credit (group and individual).....					
24.3 Collectively renewable policies (b).....					
24.4 Medicare Title XVIII exempt from state taxes or fees.....					
Other Individual Policies:					
25.1 Non-cancelable (b).....					
25.2 Guaranteed renewable (b).....					
25.3 Non-renewable for stated reasons only (b).....					
25.4 Other accident only.....					
25.5 All other (b).....					
25.6 Totals (Sum of Lines 25.1 to 25.5).....	0	0	0	0	0
26. Totals (Lines 24 + 24.1 + 24.2 + 24.3 + 24.4 + 25.6).....	0	0	0	0	0

(b) For health business on indicated lines report: Number of persons insured under PPO managed products.....0 and number of persons insured under indemnity only products.....0.



DIRECT BUSINESS IN THE STATE OF **SOUTH DAKOTA** DURING THE YEAR

NAIC Group Code.....0084

NAIC Company Code.....93661

LIFE INSURANCE

	1 Ordinary	2 Credit Life (Group and Individual)	3 Group	4 Industrial	5 Total
DIRECT PREMIUMS AND ANNUITY CONSIDERATIONS					
1. Life insurance.....					0
2. Annuity considerations.....	325,234		-		325,234
3. Deposit-type contract funds.....	-	XXX		XXX	0
4. Other considerations.....					0
5. Totals (Sum of Lines 1 to 4).....	325,234	0	0	0	325,234
DIRECT DIVIDENDS TO POLICYHOLDERS					
Life insurance:					
6.1 Paid in cash or left on deposit.....					0
6.2 Applied to pay renewal premiums.....					0
6.3 Applied to provide paid-up additions or shorten the endowment or premium-paying period.....					0
6.4 Other.....					0
6.5 Totals (Sum of Lines 6.1 to 6.4).....	0	0	0	0	0
Annuities:					
7.1 Paid in cash or left on deposit.....					0
7.2 Applied to provide paid-up annuities.....					0
7.3 Other.....					0
7.4 Totals (Sum of Lines 7.1 to 7.3).....	0	0	0	0	0
8. Grand Totals (Lines 6.5 + 7.4).....	0	0	0	0	0
DIRECT CLAIMS AND BENEFITS PAID					
9. Death benefits.....					0
10. Matured endowments.....					0
11. Annuity benefits.....	32,941	-	-	-	32,941
12. Surrender values and withdrawals for life contracts.....	228,305	-	-	-	228,305
13. Aggregate write-ins for miscellaneous direct claims and benefits paid.....	0	0	0	0	0
14. All other benefits, except accident and health.....					0
15. Totals.....	261,246	0	0	0	261,246

DETAILS OF WRITE-INS

1301.					0
1302.					0
1303.					0
1398. Summary of remaining write-ins for Line 13 from overflow page.....	0	0	0	0	0
1399. Total (Lines 1301 thru 1303 plus 1398)(Line 13 above).....	0	0	0	0	0

	Ordinary		Credit Life (Group and Individual)		Group		Industrial		Total	
	1 No.	2 Amount	3 No. of Ind. Pol. & Gr. Certifs.	4 Amount	5 No. of Certifs.	6 Amount	7 No.	8 Amount	9 No.	10 Amount
DIRECT DEATH BENEFITS AND MATURED ENDOWMENTS INCURRED										
16. Unpaid December 31, prior year.....									0	0
17. Incurred during current year.....									0	0
Settled during current year:										
18.1 By payment in full.....									0	0
18.2 By payment on compromised claims.....									0	0
18.3 Totals paid.....	0	0	0	0	0	0	0	0	0	0
18.4 Reduction by compromise.....									0	0
18.5 Amount rejected.....									0	0
18.6 Total settlements.....	0	0	0	0	0	0	0	0	0	0
19. Unpaid Dec. 31, current year (Lines 16 + 17 - 18.6).....	0	0	0	0	0	0	0	0	0	0
POLICY EXHIBIT										
20. In force December 31, prior year.....				(a).....					0	0
21. Issued during year.....									0	0
22. Other changes to in force (Net).....									0	0
23. In force December 31 of current year.....	0	0	0	(a).....	0	0	0	0	0	0

(a) Includes Individual Credit Life Insurance, prior year \$.....0 current year \$.....0.
Includes Group Credit Life Insurance Loans less than or equal to 60 months at issue, prior year \$.....0 current year \$.....0.
Loans greater than 60 months at issue BUT NOT GREATER THAN 120 MONTHS, prior year \$.....0 current year \$.....0.

ACCIDENT AND HEALTH INSURANCE

	1 Direct Premiums	2 Direct Premiums Earned	3 Dividends Paid Or Credited on Direct Business	4 Direct Losses Paid	5 Direct Losses Incurred
NONE					
24. Group policies (b).....					
24.1 Federal Employee Health Benefits Program premium (b).....					
24.2 Credit (group and individual).....					
24.3 Collectively renewable policies (b).....					
24.4 Medicare Title XVIII exempt from state taxes or fees.....					
Other Individual Policies:					
25.1 Non-cancelable (b).....					
25.2 Guaranteed renewable (b).....					
25.3 Non-renewable for stated reasons only (b).....					
25.4 Other accident only.....					
25.5 All other (b).....					
25.6 Totals (Sum of Lines 25.1 to 25.5).....	0	0	0	0	0
26. Totals (Lines 24 + 24.1 + 24.2 + 24.3 + 24.4 + 25.6).....	0	0	0	0	0

(b) For health business on indicated lines report: Number of persons insured under PPO managed products.....0 and number of persons insured under indemnity only products.....0.



DIRECT BUSINESS IN THE STATE OF **TENNESSEE** DURING THE YEAR

NAIC Group Code.....0084

NAIC Company Code.....93661

LIFE INSURANCE

	1 Ordinary	2 Credit Life (Group and Individual)	3 Group	4 Industrial	5 Total
DIRECT PREMIUMS AND ANNUITY CONSIDERATIONS					
1. Life insurance.....					0
2. Annuity considerations.....	3,857,970		7,700		3,865,670
3. Deposit-type contract funds.....	563	XXX		XXX	563
4. Other considerations.....					0
5. Totals (Sum of Lines 1 to 4).....	3,858,533	0	7,700	0	3,866,233
DIRECT DIVIDENDS TO POLICYHOLDERS					
Life insurance:					
6.1 Paid in cash or left on deposit.....					0
6.2 Applied to pay renewal premiums.....					0
6.3 Applied to provide paid-up additions or shorten the endowment or premium-paying period.....					0
6.4 Other.....					0
6.5 Totals (Sum of Lines 6.1 to 6.4).....	0	0	0	0	0
Annuities:					
7.1 Paid in cash or left on deposit.....					0
7.2 Applied to provide paid-up annuities.....					0
7.3 Other.....					0
7.4 Totals (Sum of Lines 7.1 to 7.3).....	0	0	0	0	0
8. Grand Totals (Lines 6.5 + 7.4).....	0	0	0	0	0
DIRECT CLAIMS AND BENEFITS PAID					
9. Death benefits.....					0
10. Matured endowments.....					0
11. Annuity benefits.....	182,111	-	-	-	182,111
12. Surrender values and withdrawals for life contracts.....	2,259,436	-	224,917	-	2,484,353
13. Aggregate write-ins for miscellaneous direct claims and benefits paid.....	0	0	0	0	0
14. All other benefits, except accident and health.....					0
15. Totals.....	2,441,547	0	224,917	0	2,666,464

DETAILS OF WRITE-INS

1301.					0
1302.					0
1303.					0
1398. Summary of remaining write-ins for Line 13 from overflow page.....	0	0	0	0	0
1399. Total (Lines 1301 thru 1303 plus 1398)(Line 13 above).....	0	0	0	0	0

	Ordinary		Credit Life (Group and Individual)		Group		Industrial		Total	
	1 No.	2 Amount	3 No. of Ind. Pol. & Gr. Certifs.	4 Amount	5 No. of Certifs.	6 Amount	7 No.	8 Amount	9 No.	10 Amount
DIRECT DEATH BENEFITS AND MATURED ENDOWMENTS INCURRED										
16. Unpaid December 31, prior year.....									0	0
17. Incurred during current year.....									0	0
Settled during current year:										
18.1 By payment in full.....									0	0
18.2 By payment on compromised claims.....									0	0
18.3 Totals paid.....	0	0			0	0	0	0	0	0
18.4 Reduction by compromise.....									0	0
18.5 Amount rejected.....									0	0
18.6 Total settlements.....	0	0	0	0	0	0	0	0	0	0
19. Unpaid Dec. 31, current year (Lines 16 + 17 - 18.6).....	0	0	0	0	0	0	0	0	0	0
POLICY EXHIBIT										
20. In force December 31, prior year.....				(a).....					0	0
21. Issued during year.....									0	0
22. Other changes to in force (Net).....									0	0
23. In force December 31 of current year.....	0	0	0	(a).....	0	0	0	0	0	0

(a) Includes Individual Credit Life Insurance, prior year \$.....0 current year \$.....0.
Includes Group Credit Life Insurance Loans less than or equal to 60 months at issue, prior year \$.....0 current year \$.....0.
Loans greater than 60 months at issue BUT NOT GREATER THAN 120 MONTHS, prior year \$.....0 current year \$.....0.

ACCIDENT AND HEALTH INSURANCE

	1 Direct Premiums	2 Direct Premiums Earned	3 Dividends Paid Or Credited on Direct Business	4 Direct Losses Paid	5 Direct Losses Incurred
24. Group policies (b).....					
24.1 Federal Employee Health Benefits Program premium (b).....					
24.2 Credit (group and individual).....					
24.3 Collectively renewable policies (b).....					
24.4 Medicare Title XVIII exempt from state taxes or fees.....					
Other Individual Policies:					
25.1 Non-cancelable (b).....					
25.2 Guaranteed renewable (b).....					
25.3 Non-renewable for stated reasons only (b).....					
25.4 Other accident only.....					
25.5 All other (b).....					
25.6 Totals (Sum of Lines 25.1 to 25.5).....	0	0	0	0	0
26. Totals (Lines 24 + 24.1 + 24.2 + 24.3 + 24.4 + 25.6).....	0	0	0	0	0

(b) For health business on indicated lines report: Number of persons insured under PPO managed products.....0 and number of persons insured under indemnity only products.....0.



DIRECT BUSINESS IN THE STATE OF **TEXAS** DURING THE YEAR

NAIC Group Code.....0084

NAIC Company Code.....93661

LIFE INSURANCE

	1 Ordinary	2 Credit Life (Group and Individual)	3 Group	4 Industrial	5 Total
DIRECT PREMIUMS AND ANNUITY CONSIDERATIONS					
1. Life insurance.....				0
2. Annuity considerations.....	35,920,425		626,237		36,546,662
3. Deposit-type contract funds.....		XXX		XXX0
4. Other considerations.....				0
5. Totals (Sum of Lines 1 to 4).....	35,920,425	0	626,237	0	36,546,662
DIRECT DIVIDENDS TO POLICYHOLDERS					
Life insurance:					
6.1 Paid in cash or left on deposit.....				0
6.2 Applied to pay renewal premiums.....				0
6.3 Applied to provide paid-up additions or shorten the endowment or premium-paying period.....				0
6.4 Other.....				0
6.5 Totals (Sum of Lines 6.1 to 6.4).....	0	0	0	0	0
Annuities:					
7.1 Paid in cash or left on deposit.....				0
7.2 Applied to provide paid-up annuities.....				0
7.3 Other.....				0
7.4 Totals (Sum of Lines 7.1 to 7.3).....	0	0	0	0	0
8. Grand Totals (Lines 6.5 + 7.4).....	0	0	0	0	0
DIRECT CLAIMS AND BENEFITS PAID					
9. Death benefits.....				0
10. Matured endowments.....				0
11. Annuity benefits.....	1,901,155				1,901,155
12. Surrender values and withdrawals for life contracts.....	29,133,898		2,933,183		32,067,081
13. Aggregate write-ins for miscellaneous direct claims and benefits paid.....	0	0	0	0	0
14. All other benefits, except accident and health.....				0
15. Totals.....	31,035,053	0	2,933,183	0	33,968,236

DETAILS OF WRITE-INS

1301.0
1302.0
1303.0
1398. Summary of remaining write-ins for Line 13 from overflow page.....	0	0	0	0	0
1399. Total (Lines 1301 thru 1303 plus 1398)(Line 13 above).....	0	0	0	0	0

	Ordinary		Credit Life (Group and Individual)		Group		Industrial		Total	
	1 No.	2 Amount	3 No. of Ind. Pols. & Gr. Certifs.	4 Amount	5 No. of Certifs.	6 Amount	7 No.	8 Amount	9 No.	10 Amount
DIRECT DEATH BENEFITS AND MATURED ENDOWMENTS INCURRED										
16. Unpaid December 31, prior year.....									0	0
17. Incurred during current year.....									0	0
Settled during current year:										
18.1 By payment in full.....									0	0
18.2 By payment on compromised claims.....									0	0
18.3 Totals paid.....	0	0			0	0	0	0	0	0
18.4 Reduction by compromise.....									0	0
18.5 Amount rejected.....									0	0
18.6 Total settlements.....	0	0	0	0	0	0	0	0	0	0
19. Unpaid Dec. 31, current year (Lines 16 + 17 - 18.6).....	0	0	0	0	0	0	0	0	0	0
POLICY EXHIBIT										
20. In force December 31, prior year.....				(a).....					0	0
21. Issued during year.....									0	0
22. Other changes to in force (Net).....									0	0
23. In force December 31 of current year.....	0	0	0	(a).....0	0	0	0	0	0	0

(a) Includes Individual Credit Life Insurance, prior year \$.....0 current year \$.....0.
Includes Group Credit Life Insurance Loans less than or equal to 60 months at issue, prior year \$.....0 current year \$.....0.
Loans greater than 60 months at issue BUT NOT GREATER THAN 120 MONTHS, prior year \$.....0 current year \$.....0.

ACCIDENT AND HEALTH INSURANCE

	1 Direct Premiums	2 Direct Premiums Earned	3 Dividends Paid Or Credited on Direct Business	4 Direct Losses Paid	5 Direct Losses Incurred
24. Group policies (b).....					
24.1 Federal Employee Health Benefits Program premium (b).....					
24.2 Credit (group and individual).....					
24.3 Collectively renewable policies (b).....					
24.4 Medicare Title XVIII exempt from state taxes or fees.....					
Other Individual Policies:					
25.1 Non-cancelable (b).....					
25.2 Guaranteed renewable (b).....					
25.3 Non-renewable for stated reasons only (b).....					
25.4 Other accident only.....					
25.5 All other (b).....					
25.6 Totals (Sum of Lines 25.1 to 25.5).....	0	0	0	0	0
26. Totals (Lines 24 + 24.1 + 24.2 + 24.3 + 24.4 + 25.6).....	0	0	0	0	0

(b) For health business on indicated lines report: Number of persons insured under PPO managed products.....0 and number of persons insured under indemnity only products.....0.



DIRECT BUSINESS IN THE STATE OF UTAH DURING THE YEAR

NAIC Group Code.....0084

NAIC Company Code.....93661

LIFE INSURANCE

	1	2	3	4	5
	Ordinary	Credit Life (Group and Individual)	Group	Industrial	Total
DIRECT PREMIUMS AND ANNUITY CONSIDERATIONS					
1. Life insurance.....					0
2. Annuity considerations.....	6,001,045		542,104		6,543,149
3. Deposit-type contract funds.....		XXX		XXX	0
4. Other considerations.....					0
5. Totals (Sum of Lines 1 to 4).....	6,001,045	0	542,104	0	6,543,149
DIRECT DIVIDENDS TO POLICYHOLDERS					
Life insurance:					
6.1 Paid in cash or left on deposit.....					0
6.2 Applied to pay renewal premiums.....					0
6.3 Applied to provide paid-up additions or shorten the endowment or premium-paying period.....					0
6.4 Other.....					0
6.5 Totals (Sum of Lines 6.1 to 6.4).....	0	0	0	0	0
Annuities:					
7.1 Paid in cash or left on deposit.....					0
7.2 Applied to provide paid-up annuities.....					0
7.3 Other.....					0
7.4 Totals (Sum of Lines 7.1 to 7.3).....	0	0	0	0	0
8. Grand Totals (Lines 6.5 + 7.4).....	0	0	0	0	0
DIRECT CLAIMS AND BENEFITS PAID					
9. Death benefits.....					0
10. Matured endowments.....					0
11. Annuity benefits.....	379,284				379,284
12. Surrender values and withdrawals for life contracts.....	5,710,553		2,553,654		8,264,207
13. Aggregate write-ins for miscellaneous direct claims and benefits paid.....	0	0	0	0	0
14. All other benefits, except accident and health.....					0
15. Totals.....	6,089,837	0	2,553,654	0	8,643,491

DETAILS OF WRITE-INS

1301.					0
1302.					0
1303.					0
1398. Summary of remaining write-ins for Line 13 from overflow page.....	0	0	0	0	0
1399. Total (Lines 1301 thru 1303 plus 1398)(Line 13 above).....	0	0	0	0	0

	Ordinary		Credit Life (Group and Individual)		Group		Industrial		Total	
	1	2	3	4	5	6	7	8	9	10
	No.	Amount	No. of Ind. Pols. & Gr. Certifs.	Amount	No. of Certifs.	Amount	No.	Amount	No.	Amount
DIRECT DEATH BENEFITS AND MATURED ENDOWMENTS INCURRED										
16. Unpaid December 31, prior year.....									0	0
17. Incurred during current year.....									0	0
Settled during current year:										
18.1 By payment in full.....									0	0
18.2 By payment on compromised claims.....									0	0
18.3 Totals paid.....	0	0			0	0	0	0	0	0
18.4 Reduction by compromise.....									0	0
18.5 Amount rejected.....									0	0
18.6 Total settlements.....	0	0	0	0	0	0	0	0	0	0
19. Unpaid Dec. 31, current year (Lines 16 + 17 - 18.6).....	0	0	0	0	0	0	0	0	0	0
POLICY EXHIBIT										
20. In force December 31, prior year.....				(a).....					0	0
21. Issued during year.....									0	0
22. Other changes to in force (Net).....									0	0
23. In force December 31 of current year.....	0	0	0	(a).....	0	0	0	0	0	0

(a) Includes Individual Credit Life Insurance, prior year \$.....0 current year \$.....0.
 Includes Group Credit Life Insurance Loans less than or equal to 60 months at issue, prior year \$.....0 current year \$.....0.
 Loans greater than 60 months at issue BUT NOT GREATER THAN 120 MONTHS, prior year \$.....0 current year \$.....0.

ACCIDENT AND HEALTH INSURANCE

	1	2	3	4	5
	Direct Premiums	Direct Premiums Earned	Dividends Paid Or Credited on Direct Business	Direct Losses Paid	Direct Losses Incurred
24. Group policies (b).....					
24.1 Federal Employee Health Benefits Program premium (b).....					
24.2 Credit (group and individual).....					
24.3 Collectively renewable policies (b).....					
24.4 Medicare Title XVIII exempt from state taxes or fees.....					
Other Individual Policies:					
25.1 Non-cancelable (b).....					
25.2 Guaranteed renewable (b).....					
25.3 Non-renewable for stated reasons only (b).....					
25.4 Other accident only.....					
25.5 All other (b).....					
25.6 Totals (Sum of Lines 25.1 to 25.5).....	0	0	0	0	0
26. Totals (Lines 24 + 24.1 + 24.2 + 24.3 + 24.4 + 25.6).....	0	0	0	0	0

(b) For health business on indicated lines report: Number of persons insured under PPO managed products.....0 and number of persons insured under indemnity only products.....0.



DIRECT BUSINESS IN THE STATE OF **VIRGINIA** DURING THE YEAR

NAIC Group Code.....0084

NAIC Company Code.....93661

LIFE INSURANCE

	1 Ordinary	2 Credit Life (Group and Individual)	3 Group	4 Industrial	5 Total
DIRECT PREMIUMS AND ANNUITY CONSIDERATIONS					
1. Life insurance.....					0
2. Annuity considerations.....	2,444,010		25,589		2,469,599
3. Deposit-type contract funds.....		XXX		XXX	0
4. Other considerations.....					0
5. Totals (Sum of Lines 1 to 4).....	2,444,010	0	25,589	0	2,469,599
DIRECT DIVIDENDS TO POLICYHOLDERS					
Life insurance:					
6.1 Paid in cash or left on deposit.....					0
6.2 Applied to pay renewal premiums.....					0
6.3 Applied to provide paid-up additions or shorten the endowment or premium-paying period.....					0
6.4 Other.....					0
6.5 Totals (Sum of Lines 6.1 to 6.4).....	0	0	0	0	0
Annuities:					
7.1 Paid in cash or left on deposit.....					0
7.2 Applied to provide paid-up annuities.....					0
7.3 Other.....					0
7.4 Totals (Sum of Lines 7.1 to 7.3).....	0	0	0	0	0
8. Grand Totals (Lines 6.5 + 7.4).....	0	0	0	0	0
DIRECT CLAIMS AND BENEFITS PAID					
9. Death benefits.....					0
10. Matured endowments.....					0
11. Annuity benefits.....	253,927				253,927
12. Surrender values and withdrawals for life contracts.....	716,338		10,042		726,380
13. Aggregate write-ins for miscellaneous direct claims and benefits paid.....	0	0	0	0	0
14. All other benefits, except accident and health.....					0
15. Totals.....	970,265	0	10,042	0	980,307

DETAILS OF WRITE-INS

1301.					0
1302.					0
1303.					0
1398. Summary of remaining write-ins for Line 13 from overflow page.....	0	0	0	0	0
1399. Total (Lines 1301 thru 1303 plus 1398)(Line 13 above).....	0	0	0	0	0

	Ordinary		Credit Life (Group and Individual)		Group		Industrial		Total	
	1 No.	2 Amount	3 No. of Ind. Pol. & Gr. Certifs.	4 Amount	5 No. of Certifs.	6 Amount	7 No.	8 Amount	9 No.	10 Amount
DIRECT DEATH BENEFITS AND MATURED ENDOWMENTS INCURRED										
16. Unpaid December 31, prior year.....									0	0
17. Incurred during current year.....									0	0
Settled during current year:										
18.1 By payment in full.....									0	0
18.2 By payment on compromised claims.....									0	0
18.3 Totals paid.....	0	0			0	0	0	0	0	0
18.4 Reduction by compromise.....									0	0
18.5 Amount rejected.....									0	0
18.6 Total settlements.....	0	0	0	0	0	0	0	0	0	0
19. Unpaid Dec. 31, current year (Lines 16 + 17 - 18.6).....	0	0	0	0	0	0	0	0	0	0
POLICY EXHIBIT										
20. In force December 31, prior year.....				(a).....					0	0
21. Issued during year.....									0	0
22. Other changes to in force (Net).....									0	0
23. In force December 31 of current year.....	0	0	0	(a).....	0	0	0	0	0	0

(a) Includes Individual Credit Life Insurance, prior year \$.....0 current year \$.....0.
Includes Group Credit Life Insurance Loans less than or equal to 60 months at issue, prior year \$.....0 current year \$.....0.
Loans greater than 60 months at issue BUT NOT GREATER THAN 120 MONTHS, prior year \$.....0 current year \$.....0.

ACCIDENT AND HEALTH INSURANCE

	1 Direct Premiums	2 Direct Premiums Earned	3 Dividends Paid Or Credited on Direct Business	4 Direct Losses Paid	5 Direct Losses Incurred
24. Group policies (b).....					
24.1 Federal Employee Health Benefits Program premium (b).....					
24.2 Credit (group and individual).....					
24.3 Collectively renewable policies (b).....					
24.4 Medicare Title XVIII exempt from state taxes or fees.....					
Other Individual Policies:					
25.1 Non-cancelable (b).....					
25.2 Guaranteed renewable (b).....					
25.3 Non-renewable for stated reasons only (b).....					
25.4 Other accident only.....					
25.5 All other (b).....					
25.6 Totals (Sum of Lines 25.1 to 25.5).....	0	0	0	0	0
26. Totals (Lines 24 + 24.1 + 24.2 + 24.3 + 24.4 + 25.6).....	0	0	0	0	0

(b) For health business on indicated lines report: Number of persons insured under PPO managed products.....0 and number of persons insured under indemnity only products.....0.



DIRECT BUSINESS IN U.S. VIRGIN ISLANDS DURING THE YEAR

NAIC Group Code.....0084

NAIC Company Code.....93661

LIFE INSURANCE

	1 Ordinary	2 Credit Life (Group and Individual)	3 Group	4 Industrial	5 Total
DIRECT PREMIUMS AND ANNUITY CONSIDERATIONS					
1. Life insurance.....					0
2. Annuity considerations.....	17,653				17,653
3. Deposit-type contract funds.....		XXX		XXX	0
4. Other considerations.....					0
5. Totals (Sum of Lines 1 to 4).....	17,653	0	0	0	17,653
DIRECT DIVIDENDS TO POLICYHOLDERS					
Life insurance:					
6.1 Paid in cash or left on deposit.....					0
6.2 Applied to pay renewal premiums.....					0
6.3 Applied to provide paid-up additions or shorten the endowment or premium-paying period.....					0
6.4 Other.....					0
6.5 Totals (Sum of Lines 6.1 to 6.4).....	0	0	0	0	0
Annuities:					
7.1 Paid in cash or left on deposit.....					0
7.2 Applied to provide paid-up annuities.....					0
7.3 Other.....					0
7.4 Totals (Sum of Lines 7.1 to 7.3).....	0	0	0	0	0
8. Grand Totals (Lines 6.5 + 7.4).....	0	0	0	0	0
DIRECT CLAIMS AND BENEFITS PAID					
9. Death benefits.....					0
10. Matured endowments.....					0
11. Annuity benefits.....					0
12. Surrender values and withdrawals for life contracts.....					0
13. Aggregate write-ins for miscellaneous direct claims and benefits paid.....	0	0	0	0	0
14. All other benefits, except accident and health.....					0
15. Totals.....	0	0	0	0	0

DETAILS OF WRITE-INS

1301.					0
1302.					0
1303.					0
1398. Summary of remaining write-ins for Line 13 from overflow page.....	0	0	0	0	0
1399. Total (Lines 1301 thru 1303 plus 1398)(Line 13 above).....	0	0	0	0	0

	Ordinary		Credit Life (Group and Individual)		Group		Industrial		Total	
	1 No.	2 Amount	3 No. of Ind. Pol. & Gr. Certifs.	4 Amount	5 No. of Certifs.	6 Amount	7 No.	8 Amount	9 No.	10 Amount
DIRECT DEATH BENEFITS AND MATURED ENDOWMENTS INCURRED										
16. Unpaid December 31, prior year.....									0	0
17. Incurred during current year.....									0	0
Settled during current year:										
18.1 By payment in full.....									0	0
18.2 By payment on compromised claims.....									0	0
18.3 Totals paid.....	0	0	0	0	0	0	0	0	0	0
18.4 Reduction by compromise.....									0	0
18.5 Amount rejected.....									0	0
18.6 Total settlements.....	0	0	0	0	0	0	0	0	0	0
19. Unpaid Dec. 31, current year (Lines 16 + 17 - 18.6).....	0	0	0	0	0	0	0	0	0	0
POLICY EXHIBIT										
20. In force December 31, prior year.....				(a).....					0	0
21. Issued during year.....									0	0
22. Other changes to in force (Net).....									0	0
23. In force December 31 of current year.....	0	0	0	(a).....	0	0	0	0	0	0

(a) Includes Individual Credit Life Insurance, prior year \$.....0 current year \$.....0.
Includes Group Credit Life Insurance Loans less than or equal to 60 months at issue, prior year \$.....0 current year \$.....0.
Loans greater than 60 months at issue BUT NOT GREATER THAN 120 MONTHS, prior year \$.....0 current year \$.....0.

ACCIDENT AND HEALTH INSURANCE

	1 Direct Premiums	2 Direct Premiums Earned	3 Dividends Paid Or Credited on Direct Business	4 Direct Losses Paid	5 Direct Losses Incurred
24. Group policies (b).....					
24.1 Federal Employee Health Benefits Program premium (b).....					
24.2 Credit (group and individual).....					
24.3 Collectively renewable policies (b).....					
24.4 Medicare Title XVIII exempt from state taxes or fees.....					
Other Individual Policies:					
25.1 Non-cancelable (b).....					
25.2 Guaranteed renewable (b).....					
25.3 Non-renewable for stated reasons only (b).....					
25.4 Other accident only.....					
25.5 All other (b).....					
25.6 Totals (Sum of Lines 25.1 to 25.5).....	0	0	0	0	0
26. Totals (Lines 24 + 24.1 + 24.2 + 24.3 + 24.4 + 25.6).....	0	0	0	0	0

(b) For health business on indicated lines report: Number of persons insured under PPO managed products.....0 and number of persons insured under indemnity only products.....0.



DIRECT BUSINESS IN THE STATE OF VERMONT DURING THE YEAR

NAIC Group Code....0084

NAIC Company Code....93661

LIFE INSURANCE

	1 Ordinary	2 Credit Life (Group and Individual)	3 Group	4 Industrial	5 Total
DIRECT PREMIUMS AND ANNUITY CONSIDERATIONS					
1. Life insurance.....					0
2. Annuity considerations.....	80,409		-		80,409
3. Deposit-type contract funds.....	-	XXX		XXX	0
4. Other considerations.....					0
5. Totals (Sum of Lines 1 to 4).....	80,409	0	0	0	80,409
DIRECT DIVIDENDS TO POLICYHOLDERS					
Life insurance:					
6.1 Paid in cash or left on deposit.....					0
6.2 Applied to pay renewal premiums.....					0
6.3 Applied to provide paid-up additions or shorten the endowment or premium-paying period.....					0
6.4 Other.....					0
6.5 Totals (Sum of Lines 6.1 to 6.4).....	0	0	0	0	0
Annuities:					
7.1 Paid in cash or left on deposit.....					0
7.2 Applied to provide paid-up annuities.....					0
7.3 Other.....					0
7.4 Totals (Sum of Lines 7.1 to 7.3).....	0	0	0	0	0
8. Grand Totals (Lines 6.5 + 7.4).....	0	0	0	0	0
DIRECT CLAIMS AND BENEFITS PAID					
9. Death benefits.....					0
10. Matured endowments.....					0
11. Annuity benefits.....					0
12. Surrender values and withdrawals for life contracts.....	3,015	-	-	-	3,015
13. Aggregate write-ins for miscellaneous direct claims and benefits paid.....	0	0	0	0	0
14. All other benefits, except accident and health.....					0
15. Totals.....	3,015	0	0	0	3,015

DETAILS OF WRITE-INS

1301.					0
1302.					0
1303.					0
1398. Summary of remaining write-ins for Line 13 from overflow page.....	0	0	0	0	0
1399. Total (Lines 1301 thru 1303 plus 1398)(Line 13 above).....	0	0	0	0	0

	Ordinary		Credit Life (Group and Individual)		Group		Industrial		Total	
	1 No.	2 Amount	3 No. of Ind. Pol. & Gr. Certifs.	4 Amount	5 No. of Certifs.	6 Amount	7 No.	8 Amount	9 No.	10 Amount
DIRECT DEATH BENEFITS AND MATURED ENDOWMENTS INCURRED										
16. Unpaid December 31, prior year.....									0	0
17. Incurred during current year.....									0	0
Settled during current year:										
18.1 By payment in full.....									0	0
18.2 By payment on compromised claims.....									0	0
18.3 Totals paid.....	0	0	0	0	0	0	0	0	0	0
18.4 Reduction by compromise.....									0	0
18.5 Amount rejected.....									0	0
18.6 Total settlements.....	0	0	0	0	0	0	0	0	0	0
19. Unpaid Dec. 31, current year (Lines 16 + 17 - 18.6).....	0	0	0	0	0	0	0	0	0	0
POLICY EXHIBIT										
20. In force December 31, prior year.....				(a).....					0	0
21. Issued during year.....									0	0
22. Other changes to in force (Net).....									0	0
23. In force December 31 of current year.....	0	0	0	(a).....	0	0	0	0	0	0

(a) Includes Individual Credit Life Insurance, prior year \$.....0 current year \$.....0.
Includes Group Credit Life Insurance Loans less than or equal to 60 months at issue, prior year \$.....0 current year \$.....0.
Loans greater than 60 months at issue BUT NOT GREATER THAN 120 MONTHS, prior year \$.....0 current year \$.....0.

ACCIDENT AND HEALTH INSURANCE

	1 Direct Premiums	2 Direct Premiums Earned	3 Dividends Paid Or Credited on Direct Business	4 Direct Losses Paid	5 Direct Losses Incurred
24. Group policies (b).....					
24.1 Federal Employee Health Benefits Program premium (b).....					
24.2 Credit (group and individual).....					
24.3 Collectively renewable policies (b).....					
24.4 Medicare Title XVIII exempt from state taxes or fees.....					
Other Individual Policies:					
25.1 Non-cancelable (b).....					
25.2 Guaranteed renewable (b).....					
25.3 Non-renewable for stated reasons only (b).....					
25.4 Other accident only.....					
25.5 All other (b).....					
25.6 Totals (Sum of Lines 25.1 to 25.5).....	0	0	0	0	0
26. Totals (Lines 24 + 24.1 + 24.2 + 24.3 + 24.4 + 25.6).....	0	0	0	0	0

(b) For health business on indicated lines report: Number of persons insured under PPO managed products.....0 and number of persons insured under indemnity only products.....0.



DIRECT BUSINESS IN THE STATE OF WASHINGTON DURING THE YEAR

NAIC Group Code.....0084

NAIC Company Code.....93661

LIFE INSURANCE

	1 Ordinary	2 Credit Life (Group and Individual)	3 Group	4 Industrial	5 Total
DIRECT PREMIUMS AND ANNUITY CONSIDERATIONS					
1. Life insurance.....					0
2. Annuity considerations.....	5,736,854		12,350		5,749,204
3. Deposit-type contract funds.....		XXX		XXX	0
4. Other considerations.....					0
5. Totals (Sum of Lines 1 to 4).....	5,736,854	0	12,350	0	5,749,204
DIRECT DIVIDENDS TO POLICYHOLDERS					
Life insurance:					
6.1 Paid in cash or left on deposit.....					0
6.2 Applied to pay renewal premiums.....					0
6.3 Applied to provide paid-up additions or shorten the endowment or premium-paying period.....					0
6.4 Other.....					0
6.5 Totals (Sum of Lines 6.1 to 6.4).....	0	0	0	0	0
Annuities:					
7.1 Paid in cash or left on deposit.....					0
7.2 Applied to provide paid-up annuities.....					0
7.3 Other.....					0
7.4 Totals (Sum of Lines 7.1 to 7.3).....	0	0	0	0	0
8. Grand Totals (Lines 6.5 + 7.4).....	0	0	0	0	0
DIRECT CLAIMS AND BENEFITS PAID					
9. Death benefits.....					0
10. Matured endowments.....					0
11. Annuity benefits.....	1,214,771				1,214,771
12. Surrender values and withdrawals for life contracts.....	9,168,848		85,292		9,254,140
13. Aggregate write-ins for miscellaneous direct claims and benefits paid.....	0	0	0	0	0
14. All other benefits, except accident and health.....					0
15. Totals.....	10,383,619	0	85,292	0	10,468,911

DETAILS OF WRITE-INS

1301.					0
1302.					0
1303.					0
1398. Summary of remaining write-ins for Line 13 from overflow page.....	0	0	0	0	0
1399. Total (Lines 1301 thru 1303 plus 1398)(Line 13 above).....	0	0	0	0	0

	Ordinary		Credit Life (Group and Individual)		Group		Industrial		Total	
	1 No.	2 Amount	3 No. of Ind. Pol. & Gr. Certifs.	4 Amount	5 No. of Certifs.	6 Amount	7 No.	8 Amount	9 No.	10 Amount
DIRECT DEATH BENEFITS AND MATURED ENDOWMENTS INCURRED										
16. Unpaid December 31, prior year.....									0	0
17. Incurred during current year.....									0	0
Settled during current year:										
18.1 By payment in full.....									0	0
18.2 By payment on compromised claims.....									0	0
18.3 Totals paid.....	0	0			0	0	0	0	0	0
18.4 Reduction by compromise.....									0	0
18.5 Amount rejected.....									0	0
18.6 Total settlements.....	0	0	0	0	0	0	0	0	0	0
19. Unpaid Dec. 31, current year (Lines 16 + 17 - 18.6).....	0	0	0	0	0	0	0	0	0	0
POLICY EXHIBIT										
20. In force December 31, prior year.....				(a).....					0	0
21. Issued during year.....									0	0
22. Other changes to in force (Net).....									0	0
23. In force December 31 of current year.....	0	0	0	(a).....	0	0	0	0	0	0

(a) Includes Individual Credit Life Insurance, prior year \$.....0 current year \$.....0.
Includes Group Credit Life Insurance Loans less than or equal to 60 months at issue, prior year \$.....0 current year \$.....0.
Loans greater than 60 months at issue BUT NOT GREATER THAN 120 MONTHS, prior year \$.....0 current year \$.....0.

ACCIDENT AND HEALTH INSURANCE

	1 Direct Premiums	2 Direct Premiums Earned	3 Dividends Paid Or Credited on Direct Business	4 Direct Losses Paid	5 Direct Losses Incurred
24. Group policies (b).....					
24.1 Federal Employee Health Benefits Program premium (b).....					
24.2 Credit (group and individual).....					
24.3 Collectively renewable policies (b).....					
24.4 Medicare Title XVIII exempt from state taxes or fees.....					
Other Individual Policies:					
25.1 Non-cancelable (b).....					
25.2 Guaranteed renewable (b).....					
25.3 Non-renewable for stated reasons only (b).....					
25.4 Other accident only.....					
25.5 All other (b).....					
25.6 Totals (Sum of Lines 25.1 to 25.5).....	0	0	0	0	0
26. Totals (Lines 24 + 24.1 + 24.2 + 24.3 + 24.4 + 25.6).....	0	0	0	0	0

(b) For health business on indicated lines report: Number of persons insured under PPO managed products.....0 and number of persons insured under indemnity only products.....0.



DIRECT BUSINESS IN THE STATE OF **WISCONSIN** DURING THE YEAR

NAIC Group Code.....0084

NAIC Company Code.....93661

LIFE INSURANCE

	1 Ordinary	2 Credit Life (Group and Individual)	3 Group	4 Industrial	5 Total
DIRECT PREMIUMS AND ANNUITY CONSIDERATIONS					
1. Life insurance.....				0
2. Annuity considerations.....	321,313		322,129		643,442
3. Deposit-type contract funds.....	-	XXX		XXX0
4. Other considerations.....				0
5. Totals (Sum of Lines 1 to 4).....	321,313	0	322,129	0	643,442
DIRECT DIVIDENDS TO POLICYHOLDERS					
Life insurance:					
6.1 Paid in cash or left on deposit.....				0
6.2 Applied to pay renewal premiums.....				0
6.3 Applied to provide paid-up additions or shorten the endowment or premium-paying period.....				0
6.4 Other.....				0
6.5 Totals (Sum of Lines 6.1 to 6.4).....	0	0	0	0	0
Annuities:					
7.1 Paid in cash or left on deposit.....				0
7.2 Applied to provide paid-up annuities.....				0
7.3 Other.....				0
7.4 Totals (Sum of Lines 7.1 to 7.3).....	0	0	0	0	0
8. Grand Totals (Lines 6.5 + 7.4).....	0	0	0	0	0
DIRECT CLAIMS AND BENEFITS PAID					
9. Death benefits.....				0
10. Matured endowments.....				0
11. Annuity benefits.....	563,074	-	-	-	563,074
12. Surrender values and withdrawals for life contracts.....	792,170	-	186,402	-	978,572
13. Aggregate write-ins for miscellaneous direct claims and benefits paid.....	0	0	0	0	0
14. All other benefits, except accident and health.....				0
15. Totals.....	1,355,244	0	186,402	0	1,541,646

DETAILS OF WRITE-INS

1301.0
1302.0
1303.0
1398. Summary of remaining write-ins for Line 13 from overflow page.....	0	0	0	0	0
1399. Total (Lines 1301 thru 1303 plus 1398)(Line 13 above).....	0	0	0	0	0

	Ordinary		Credit Life (Group and Individual)		Group		Industrial		Total	
	1 No.	2 Amount	3 No. of Ind. Pol. & Gr. Certifs.	4 Amount	5 No. of Certifs.	6 Amount	7 No.	8 Amount	9 No.	10 Amount
DIRECT DEATH BENEFITS AND MATURED ENDOWMENTS INCURRED										
16. Unpaid December 31, prior year.....									0	0
17. Incurred during current year.....									0	0
Settled during current year:										
18.1 By payment in full.....									0	0
18.2 By payment on compromised claims.....									0	0
18.3 Totals paid.....	0	0			0	0	0	0	0	0
18.4 Reduction by compromise.....									0	0
18.5 Amount rejected.....									0	0
18.6 Total settlements.....	0	0	0	0	0	0	0	0	0	0
19. Unpaid Dec. 31, current year (Lines 16 + 17 - 18.6).....	0	0	0	0	0	0	0	0	0	0
POLICY EXHIBIT										
20. In force December 31, prior year.....				(a).....					0	0
21. Issued during year.....									0	0
22. Other changes to in force (Net).....									0	0
23. In force December 31 of current year.....	0	0	0	(a).....0	0	0	0	0	0	0

(a) Includes Individual Credit Life Insurance, prior year \$.....0 current year \$.....0.
 Includes Group Credit Life Insurance Loans less than or equal to 60 months at issue, prior year \$.....0 current year \$.....0.
 Loans greater than 60 months at issue BUT NOT GREATER THAN 120 MONTHS, prior year \$.....0 current year \$.....0.

ACCIDENT AND HEALTH INSURANCE

	1 Direct Premiums	2 Direct Premiums Earned	3 Dividends Paid Or Credited on Direct Business	4 Direct Losses Paid	5 Direct Losses Incurred
24. Group policies (b).....					
24.1 Federal Employee Health Benefits Program premium (b).....					
24.2 Credit (group and individual).....					
24.3 Collectively renewable policies (b).....					
24.4 Medicare Title XVIII exempt from state taxes or fees.....					
Other Individual Policies:					
25.1 Non-cancelable (b).....					
25.2 Guaranteed renewable (b).....					
25.3 Non-renewable for stated reasons only (b).....					
25.4 Other accident only.....					
25.5 All other (b).....					
25.6 Totals (Sum of Lines 25.1 to 25.5).....	0	0	0	0	0
26. Totals (Lines 24 + 24.1 + 24.2 + 24.3 + 24.4 + 25.6).....	0	0	0	0	0

(b) For health business on indicated lines report: Number of persons insured under PPO managed products.....0 and number of persons insured under indemnity only products.....0.



DIRECT BUSINESS IN THE STATE OF **WEST VIRGINIA** DURING THE YEAR

NAIC Group Code.....0084

NAIC Company Code.....93661

LIFE INSURANCE

	1 Ordinary	2 Credit Life (Group and Individual)	3 Group	4 Industrial	5 Total
DIRECT PREMIUMS AND ANNUITY CONSIDERATIONS					
1. Life insurance.....				0
2. Annuity considerations.....	142,033		-	142,033
3. Deposit-type contract funds.....	-	XXX		XXX0
4. Other considerations.....				0
5. Totals (Sum of Lines 1 to 4).....	142,033	0	0	0142,033
DIRECT DIVIDENDS TO POLICYHOLDERS					
Life insurance:					
6.1 Paid in cash or left on deposit.....				0
6.2 Applied to pay renewal premiums.....				0
6.3 Applied to provide paid-up additions or shorten the endowment or premium-paying period.....				0
6.4 Other.....				0
6.5 Totals (Sum of Lines 6.1 to 6.4).....	0	0	0	00
Annuities:					
7.1 Paid in cash or left on deposit.....				0
7.2 Applied to provide paid-up annuities.....				0
7.3 Other.....				0
7.4 Totals (Sum of Lines 7.1 to 7.3).....	0	0	0	00
8. Grand Totals (Lines 6.5 + 7.4).....	0	0	0	00
DIRECT CLAIMS AND BENEFITS PAID					
9. Death benefits.....				0
10. Matured endowments.....				0
11. Annuity benefits.....	15,854	-	-	-15,854
12. Surrender values and withdrawals for life contracts.....	55,390	-	-	-55,390
13. Aggregate write-ins for miscellaneous direct claims and benefits paid.....	0	0	0	00
14. All other benefits, except accident and health.....				0
15. Totals.....	71,244	0	0	071,244

DETAILS OF WRITE-INS

1301.0
1302.0
1303.0
1398. Summary of remaining write-ins for Line 13 from overflow page.....	0	0	0	00
1399. Total (Lines 1301 thru 1303 plus 1398)(Line 13 above).....	0	0	0	00

	Ordinary		Credit Life (Group and Individual)		Group		Industrial		Total	
	1 No.	2 Amount	3 No. of Ind. Pol. & Gr. Certifs.	4 Amount	5 No. of Certifs.	6 Amount	7 No.	8 Amount	9 No.	10 Amount
DIRECT DEATH BENEFITS AND MATURED ENDOWMENTS INCURRED										
16. Unpaid December 31, prior year.....									0	0
17. Incurred during current year.....									0	0
Settled during current year:										
18.1 By payment in full.....									0	0
18.2 By payment on compromised claims.....									0	0
18.3 Totals paid.....	0	0			0	0	0	0	0	0
18.4 Reduction by compromise.....									0	0
18.5 Amount rejected.....									0	0
18.6 Total settlements.....	0	0	0	0	0	0	0	0	0	0
19. Unpaid Dec. 31, current year (Lines 16 + 17 - 18.6).....	0	0	0	0	0	0	0	0	0	0
POLICY EXHIBIT										
20. In force December 31, prior year.....				(a).....					0	0
21. Issued during year.....									0	0
22. Other changes to in force (Net).....									0	0
23. In force December 31 of current year.....	0	0	0	(a).....0	0	0	0	0	0	0

(a) Includes Individual Credit Life Insurance, prior year \$.....0 current year \$.....0.
Includes Group Credit Life Insurance Loans less than or equal to 60 months at issue, prior year \$.....0 current year \$.....0.
Loans greater than 60 months at issue BUT NOT GREATER THAN 120 MONTHS, prior year \$.....0 current year \$.....0.

ACCIDENT AND HEALTH INSURANCE

	1 Direct Premiums	2 Direct Premiums Earned	3 Dividends Paid Or Credited on Direct Business	4 Direct Losses Paid	5 Direct Losses Incurred
24. Group policies (b).....					
24.1 Federal Employee Health Benefits Program premium (b).....					
24.2 Credit (group and individual).....					
24.3 Collectively renewable policies (b).....					
24.4 Medicare Title XVIII exempt from state taxes or fees.....					
Other Individual Policies:					
25.1 Non-cancelable (b).....					
25.2 Guaranteed renewable (b).....					
25.3 Non-renewable for stated reasons only (b).....					
25.4 Other accident only.....					
25.5 All other (b).....					
25.6 Totals (Sum of Lines 25.1 to 25.5).....	0	0	0	0	0
26. Totals (Lines 24 + 24.1 + 24.2 + 24.3 + 24.4 + 25.6).....	0	0	0	0	0

(b) For health business on indicated lines report: Number of persons insured under PPO managed products.....0 and number of persons insured under indemnity only products.....0.



DIRECT BUSINESS IN THE STATE OF **WYOMING** DURING THE YEAR

NAIC Group Code.....0084

NAIC Company Code.....93661

LIFE INSURANCE

	1 Ordinary	2 Credit Life (Group and Individual)	3 Group	4 Industrial	5 Total
DIRECT PREMIUMS AND ANNUITY CONSIDERATIONS					
1. Life insurance.....					0
2. Annuity considerations.....	106,241		6,400		112,641
3. Deposit-type contract funds.....		XXX		XXX	0
4. Other considerations.....					0
5. Totals (Sum of Lines 1 to 4).....	106,241	0	6,400	0	112,641
DIRECT DIVIDENDS TO POLICYHOLDERS					
Life insurance:					
6.1 Paid in cash or left on deposit.....					0
6.2 Applied to pay renewal premiums.....					0
6.3 Applied to provide paid-up additions or shorten the endowment or premium-paying period.....					0
6.4 Other.....					0
6.5 Totals (Sum of Lines 6.1 to 6.4).....	0	0	0	0	0
Annuities:					
7.1 Paid in cash or left on deposit.....					0
7.2 Applied to provide paid-up annuities.....					0
7.3 Other.....					0
7.4 Totals (Sum of Lines 7.1 to 7.3).....	0	0	0	0	0
8. Grand Totals (Lines 6.5 + 7.4).....	0	0	0	0	0
DIRECT CLAIMS AND BENEFITS PAID					
9. Death benefits.....					0
10. Matured endowments.....					0
11. Annuity benefits.....	14,050				14,050
12. Surrender values and withdrawals for life contracts.....	64,371		27,272		91,643
13. Aggregate write-ins for miscellaneous direct claims and benefits paid.....	0	0	0	0	0
14. All other benefits, except accident and health.....					0
15. Totals.....	78,421	0	27,272	0	105,693

DETAILS OF WRITE-INS

1301.					0
1302.					0
1303.					0
1398. Summary of remaining write-ins for Line 13 from overflow page.....	0	0	0	0	0
1399. Total (Lines 1301 thru 1303 plus 1398)(Line 13 above).....	0	0	0	0	0

	Ordinary		Credit Life (Group and Individual)		Group		Industrial		Total	
	1 No.	2 Amount	3 No. of Ind. Pol. & Gr. Certifs.	4 Amount	5 No. of Certifs.	6 Amount	7 No.	8 Amount	9 No.	10 Amount
DIRECT DEATH BENEFITS AND MATURED ENDOWMENTS INCURRED										
16. Unpaid December 31, prior year.....									0	0
17. Incurred during current year.....									0	0
Settled during current year:										
18.1 By payment in full.....									0	0
18.2 By payment on compromised claims.....									0	0
18.3 Totals paid.....	0	0			0	0	0	0	0	0
18.4 Reduction by compromise.....									0	0
18.5 Amount rejected.....									0	0
18.6 Total settlements.....	0	0	0	0	0	0	0	0	0	0
19. Unpaid Dec. 31, current year (Lines 16 + 17 - 18.6).....	0	0	0	0	0	0	0	0	0	0
POLICY EXHIBIT										
20. In force December 31, prior year.....				(a).....					0	0
21. Issued during year.....									0	0
22. Other changes to in force (Net).....									0	0
23. In force December 31 of current year.....	0	0	0	(a).....	0	0	0	0	0	0

(a) Includes Individual Credit Life Insurance, prior year \$.....0 current year \$.....0.
Includes Group Credit Life Insurance Loans less than or equal to 60 months at issue, prior year \$.....0 current year \$.....0.
Loans greater than 60 months at issue BUT NOT GREATER THAN 120 MONTHS, prior year \$.....0 current year \$.....0.

ACCIDENT AND HEALTH INSURANCE

	1 Direct Premiums	2 Direct Premiums Earned	3 Dividends Paid Or Credited on Direct Business	4 Direct Losses Paid	5 Direct Losses Incurred
24. Group policies (b).....					
24.1 Federal Employee Health Benefits Program premium (b).....					
24.2 Credit (group and individual).....					
24.3 Collectively renewable policies (b).....					
24.4 Medicare Title XVIII exempt from state taxes or fees.....					
Other Individual Policies:					
25.1 Non-cancelable (b).....					
25.2 Guaranteed renewable (b).....					
25.3 Non-renewable for stated reasons only (b).....					
25.4 Other accident only.....					
25.5 All other (b).....					
25.6 Totals (Sum of Lines 25.1 to 25.5).....	0	0	0	0	0
26. Totals (Lines 24 + 24.1 + 24.2 + 24.3 + 24.4 + 25.6).....	0	0	0	0	0

(b) For health business on indicated lines report: Number of persons insured under PPO managed products.....0 and number of persons insured under indemnity only products.....0.

Annual Statement for the year 2012 of the **ANNUITY INVESTORS LIFE INSURANCE COMPANY**
FORM FOR CALCULATING THE INTEREST MAINTENANCE RESERVE

Interest Maintenance Reserve

	1 Amount
1. Reserve as of December 31, prior year.....	1,470,103
2. Current year's realized pre-tax capital gains/(losses) of \$.....3,737,725 transferred into the reserve net of taxes of \$.....1,308,204.....	2,429,521
3. Adjustment for current year's liability gains/(losses) released from the reserve.....	
4. Balance before reduction for amount transferred to Summary of Operations (Line 1 + Line 2 + Line 3).....	3,899,624
5. Current year's amortization released to Summary of Operations (Amortization, Line 1, Column 4).....	1,183,142
6. Reserve as of December 31, current year (Line 4 minus Line 5).....	2,716,482

Amortization

Year of Amortization	1 Reserve as of December 31, Prior Year	2 Current Year's Realized Capital Gains/(Losses) Transferred into the Reserve Net of Taxes	3 Adjustment for Current Year's Liability Gains/(Losses) Released from the Reserve	4 Balance Before Reduction for the Current Year's Amortization (Cols. 1 + 2 + 3)
1. 2012.....	777,055	406,087		1,183,142
2. 2013.....	372,844	625,337		998,181
3. 2014.....	99,492	405,390		504,882
4. 2015.....	(81,534)	323,778		242,244
5. 2016.....	(119,676)	240,445		120,769
6. 2017.....	(69,972)	151,787		81,815
7. 2018.....	34,797	96,790		131,587
8. 2019.....	80,116	77,249		157,365
9. 2020.....	64,640	56,143		120,783
10. 2021.....	46,977	35,070		82,047
11. 2022.....	35,980	12,432		48,412
12. 2023.....	32,612	583		33,195
13. 2024.....	29,695	350		30,045
14. 2025.....	25,892	125		26,017
15. 2026.....	23,785	(159)		23,626
16. 2027.....	23,232	(421)		22,811
17. 2028.....	20,791	(514)		20,277
18. 2029.....	16,741	(408)		16,333
19. 2030.....	13,135	(295)		12,840
20. 2031.....	10,822	(189)		10,633
21. 2032.....	9,131	(60)		9,071
22. 2033.....	7,285			7,285
23. 2034.....	5,209			5,209
24. 2035.....	3,808			3,808
25. 2036.....	3,071			3,071
26. 2037.....	2,272			2,272
27. 2038.....	1,413			1,413
28. 2039.....	491			491
29. 2040.....				0
30. 2041.....				0
31. 2042 and Later.....				0
32. Total (Lines 1 to 31).....	1,470,102	2,429,520	0	3,899,622

ASSET VALUATION RESERVE

	Default Component			Equity Component			7 Total Amount (Cols. 3 + 6)
	1 Other Than Mortgage Loans	2 Mortgage Loans	3 Total (Cols. 1 + 2)	4 Common Stock	5 Real Estate and Other Invested Assets	6 Total (Cols. 4 + 5)	
1. Reserve as of December 31, prior year.....	(0)		(0)	858,140		858,140	858,140
2. Realized capital gains/(losses) net of taxes - General Account.....	(503,783)		(503,783)	5,156,848		5,156,848	4,653,065
3. Realized capital gains/(losses) net of taxes - Separate Accounts.....			0			0	0
4. Unrealized capital gains/(losses) - net of deferred taxes - General Account.....	2,117,632		2,117,632	(3,009,886)		(3,009,886)	(892,254)
5. Unrealized capital gains/(losses) - net of deferred taxes - Separate Accounts.....			0			0	0
6. Capital gains credited/(losses charged) to contract benefits, payments or reserves.....			0			0	0
7. Basic contribution.....	2,463,470		2,463,470			0	2,463,470
8. Accumulated balances (Lines 1 through 5, minus 6 plus 7).....	4,077,319	0	4,077,319	3,005,102	0	3,005,102	7,082,421
9. Maximum reserve.....	12,258,656		12,258,656	122,321		122,321	12,380,977
10. Reserve objective.....	8,534,301		8,534,301	122,321		122,321	8,656,622
11. 20% of (Line 10 minus Line 8).....	891,396	0	891,396	(576,556)	0	(576,556)	314,840
12. Balance before transfers (Lines 8 + 11).....	4,968,715	0	4,968,715	2,428,546	0	2,428,546	7,397,261
13. Transfers.....			0			0	XXX
14. Voluntary contribution.....			0			0	0
15. Adjustment down to maximum/up to zero.....			0	(2,306,224)		(2,306,224)	(2,306,224)
16. Reserve as of December 31, current year (Lines 12 + 13 + 14 + 15).....	4,968,715	0	4,968,715	122,322	0	122,322	5,091,037

ASSET VALUATION RESERVE

Basic Contribution, Reserve Objective and Maximum Reserve Calculations

Default Component

Line Number	NAIC Designation	Description	1 Book/Adjusted Carrying Value	2 Reclassify Related Party Encumbrances	3 Add Third Party Encumbrances	4 Balance for AVR Reserve Calculations (Cols. 1 + 2 + 3)	Basic Contribution		Reserve Objective		Maximum Reserve	
							5 Factor	6 Amount (Cols. 4 x 5)	7 Factor	8 Amount (Cols. 4 x 7)	9 Factor	10 Amount (Cols. 4 x 9)
LONG-TERM BONDS												
1		Exempt obligations.....	12,200,607	XXX	XXX	12,200,607	0.0000	0	0.0000	0	0.0000	0
2	1	Highest quality.....	1,398,382,097	XXX	XXX	1,398,382,097	0.0004	559,353	0.0023	3,216,279	0.0030	4,195,146
3	2	High quality.....	512,719,717	XXX	XXX	512,719,717	0.0019	974,167	0.0058	2,973,774	0.0090	4,614,477
4	3	Medium quality.....	53,920,167	XXX	XXX	53,920,167	0.0093	501,458	0.0230	1,240,164	0.0340	1,833,286
5	4	Low quality.....	11,213,326	XXX	XXX	11,213,326	0.0213	238,844	0.0530	594,306	0.0750	840,999
6	5	Lower quality.....	4,289,439	XXX	XXX	4,289,439	0.0432	185,304	0.1100	471,838	0.1700	729,205
7	6	In or near default.....	64,782	XXX	XXX	64,782	0.0000	0	0.2000	12,956	0.2000	12,956
8		Total unrated multi-class securities acquired by conversion.....		XXX	XXX	0	XXX	0	XXX	0	XXX	
9		Total bonds (sum of Lines 1 through 8).....	1,992,790,135	XXX	XXX	1,992,790,135	XXX	2,459,125	XXX	8,509,318	XXX	12,226,070
PREFERRED STOCKS												
10	1	Highest quality.....		XXX	XXX	0	0.0004	0	0.0023	0	0.0030	0
11	2	High quality.....		XXX	XXX	0	0.0019	0	0.0058	0	0.0090	0
12	3	Medium quality.....		XXX	XXX	0	0.0093	0	0.0230	0	0.0340	0
13	4	Low quality.....		XXX	XXX	0	0.0213	0	0.0530	0	0.0750	0
14	5	Lower quality.....		XXX	XXX	0	0.0432	0	0.1100	0	0.1700	0
15	6	In or near default.....		XXX	XXX	0	0.0000	0	0.2000	0	0.2000	0
16		Affiliated life with AVR.....		XXX	XXX	0	0.0000	0	0.0000	0	0.0000	0
17		Total preferred stocks (sum of Lines 10 through 16).....	0	XXX	XXX	0	XXX	0	XXX	0	XXX	0
SHORT-TERM BONDS												
18		Exempt obligations.....	17,348,036	XXX	XXX	17,348,036	0.0000	0	0.0000	0	0.0000	0
19	1	Highest quality.....	2,050,000	XXX	XXX	2,050,000	0.0004	820	0.0023	4,715	0.0030	6,150
20	2	High quality.....		XXX	XXX	0	0.0019	0	0.0058	0	0.0090	0
21	3	Medium quality.....		XXX	XXX	0	0.0093	0	0.0230	0	0.0340	0
22	4	Low quality.....		XXX	XXX	0	0.0213	0	0.0530	0	0.0750	0
23	5	Lower quality.....		XXX	XXX	0	0.0432	0	0.1100	0	0.1700	0
24	6	In or near default.....		XXX	XXX	0	0.0000	0	0.2000	0	0.2000	0
25		Total short-term bonds (sum of Lines 18 thru 24).....	19,398,036	XXX	XXX	19,398,036	XXX	820	XXX	4,715	XXX	6,150

ASSET VALUATION RESERVE (continued)

Basic Contribution, Reserve Objective and Maximum Reserve Calculations

Default Component

Line Number	NAIC Designation	Description	1 Book/Adjusted Carrying Value	2 Reclassify Related Party Encumbrances	3 Add Third Party Encumbrances	4 Balance for AVR Reserve Calculations (Cols. 1 + 2 + 3)	Basic Contribution		Reserve Objective		Maximum Reserve	
							5 Factor	6 Amount (Cols. 4 x 5)	7 Factor	8 Amount (Cols. 4 x 7)	9 Factor	10 Amount (Cols. 4 x 9)
DERIVATIVE INSTRUMENTS												
26		Exchange-traded.....	8,812,108	.XXX	.XXX	8,812,108	0.0004	3,525	0.0023	20,268	0.0030	26,436
27	1	Highest quality.....		.XXX	.XXX	0	0.0004	0	0.0023	0	0.0030	0
28	2	High quality.....		.XXX	.XXX	0	0.0019	0	0.0058	0	0.0090	0
29	3	Medium quality.....		.XXX	.XXX	0	0.0093	0	0.0230	0	0.0340	0
30	4	Low quality.....		.XXX	.XXX	0	0.0213	0	0.0530	0	0.0750	0
31	5	Lower quality.....		.XXX	.XXX	0	0.0432	0	0.1100	0	0.1700	0
32	6	In or near default.....		.XXX	.XXX	0	0.0000	0	0.2000	0	0.2000	0
33		Total derivative instruments.....	8,812,108	.XXX	.XXX	8,812,108	.XXX	3,525	.XXX	20,268	.XXX	26,436
34		TOTAL (Lines 9 + 17 + 25 + 33).....	2,021,000,279	.XXX	.XXX	2,021,000,279	.XXX	2,463,470	.XXX	8,534,301	.XXX	12,258,656
MORTGAGE LOANS												
In good standing:												
35		Farm mortgages.....			.XXX	0	(a)	0	(a)	0	(a)	0
36		Residential mortgages-insured or guaranteed.....			.XXX	0	0.0003	0	0.0006	0	0.0010	0
37		Residential mortgages-all other.....			.XXX	0	0.0013	0	0.0030	0	0.0040	0
38		Commercial mortgages-insured or guaranteed.....			.XXX	0	0.0003	0	0.0006	0	0.0010	0
39		Commercial mortgages-all other.....			.XXX	0	(a)	0	(a)	0	(a)	0
40		In good standing with restructured terms.....			.XXX	0	(b)	0	(b)	0	(b)	0
Overdue, not in process:												
41		Farm mortgages.....			.XXX	0	0.0420	0	0.0760	0	0.1200	0
42		Residential mortgages-insured or guaranteed.....			.XXX	0	0.0005	0	0.0012	0	0.0020	0
43		Residential mortgages-all other.....			.XXX	0	0.0025	0	0.0058	0	0.0090	0
44		Commercial mortgages-insured or guaranteed.....			.XXX	0	0.0005	0	0.0012	0	0.0020	0
45		Commercial mortgages-all other.....			.XXX	0	0.0420	0	0.0760	0	0.1200	0
In process of foreclosure:												
46		Farm mortgages.....			.XXX	0	0.0000	0	0.1700	0	0.1700	0
47		Residential mortgages-insured or guaranteed.....			.XXX	0	0.0000	0	0.0040	0	0.0040	0
48		Residential mortgages-all other.....			.XXX	0	0.0000	0	0.0130	0	0.0130	0
49		Commercial mortgages-insured or guaranteed.....			.XXX	0	0.0000	0	0.0040	0	0.0040	0
50		Commercial mortgages-all other.....			.XXX	0	0.0000	0	0.1700	0	0.1700	0
51		Total Schedule B mortgages (sum of Lines 35 through 50).....	0	0	.XXX	0	.XXX	0	.XXX	0	.XXX	0
52		Schedule DA mortgages.....			.XXX	0	(c)	0	(c)	0	(c)	0
53		Total mortgage loans on real estate (Lines 51 + 52).....	0	0	.XXX	0	.XXX	0	.XXX	0	.XXX	0

31

(a) Times the company's experience adjustment factor (EAF).

(b) Column 9 is the greater of 6.4% without any EAF adjustments or a company's EAF adjusted In Good Standing (IGS) factor plus 150 basis points. Columns 5 and 7 are 28% and 62% respectively of Column 9.

(c) Determined using the same factors and breakdowns used for directly owned mortgage loans.

ASSET VALUATION RESERVE

Basic Contribution, Reserve Objective and Maximum Reserve Calculations

Equity and Other Invested Asset Component

Line Number	NAIC Designation	Description	1 Book/Adjusted Carrying Value	2 Reclassify Related Party Encumbrances	3 Add Third Party Encumbrances	4 Balance for AVR Reserve Calculations (Cols. 1 + 2 + 3)	Basic Contribution		Reserve Objective		Maximum Reserve	
							5 Factor	6 Amount (Cols. 4 x 5)	7 Factor	8 Amount (Cols. 4 x 7)	9 Factor	10 Amount (Cols. 4 x 9)
COMMON STOCK												
1		Unaffiliated public.....	640,087	XXX	XXX	640,087	0.0000	0	(d).....0.1911	122,321	(d).....0.1911	122,321
2		Unaffiliated private.....		XXX	XXX	0	0.0000	0	0.1600	0	0.1600	0
3		Federal Home Loan Bank.....		XXX	XXX	0	0.0000	0	0.0050	0	0.0080	0
4		Affiliated life with AVR.....		XXX	XXX	0	0.0000	0	0.0000	0	0.0000	0
Affiliated Investment Subsidiary:												
5		Fixed income exempt obligations.....				0	XXX		XXX		XXX	
6		Fixed income highest quality.....				0	XXX		XXX		XXX	
7		Fixed income high quality.....				0	XXX		XXX		XXX	
8		Fixed income medium quality.....				0	XXX		XXX		XXX	
9		Fixed income low quality.....				0	XXX		XXX		XXX	
10		Fixed income lower quality.....				0	XXX		XXX		XXX	
11		Fixed income in or near default.....				0	XXX		XXX		XXX	
12		Unaffiliated common stock public.....				0	0.0000	0	(d).....	0	(d).....	0
13		Unaffiliated common stock private.....				0	0.0000	0	0.1600	0	0.1600	0
14		Mortgage loans.....				0	(c).....	0	(c).....	0	(c).....	0
15		Real estate.....				0	(e).....	0	(e).....	0	(e).....	0
16		Affiliated - certain other (see SVO Purposes and Procedures manual).....		XXX	XXX	0	0.0000	0	0.1300	0	0.1300	0
17		Affiliated - all other.....		XXX	XXX	0	0.0000	0	0.1600	0	0.1600	0
18		Total common stock (sum of Lines 1 through 17).....	640,087	0	0	640,087	XXX	0	XXX	122,321	XXX	122,321
REAL ESTATE												
19		Home office property (General Account only).....				0	0.0000	0	0.0750	0	0.0750	0
20		Investment properties.....				0	0.0000	0	0.0750	0	0.0750	0
21		Properties acquired in satisfaction of debt.....				0	0.0000	0	0.1100	0	0.1100	0
22		Total real estate (sum of Lines 19 through 21).....	0	0	0	0	XXX	0	XXX	0	XXX	0
OTHER INVESTED ASSETS												
INVESTMENTS WITH THE UNDERLYING CHARACTERISTICS OF BONDS												
23		Exempt obligations.....		XXX	XXX	0	0.0000	0	0.0000	0	0.0000	0
24	1	Highest quality.....		XXX	XXX	0	0.0004	0	0.0023	0	0.0030	0
25	2	High quality.....		XXX	XXX	0	0.0019	0	0.0058	0	0.0090	0
26	3	Medium quality.....		XXX	XXX	0	0.0093	0	0.0230	0	0.0340	0
27	4	Low quality.....		XXX	XXX	0	0.0213	0	0.0530	0	0.0750	0
28	5	Lower quality.....		XXX	XXX	0	0.0432	0	0.1100	0	0.1700	0
29	6	In or near default.....		XXX	XXX	0	0.0000	0	0.2000	0	0.2000	0
30		Total with bond characteristics (sum of Lines 23 through 29).....	0	XXX	XXX	0	XXX	0	XXX	0	XXX	0

AVR-Equity Component (Lines 31-55)
NONE

AVR-Equity Component (Lines 56-74)
NONE

AVR-Replications (Synthetic) Assets
NONE

Sch. F
NONE

Sch. H-Pt. 1
NONE

Sch. H-Pt. 2
NONE

Sch. H-Pt. 3
NONE

Sch. H-Pt. 4
NONE

Sch. H-Pt. 5
NONE

Sch. S-Pt. 1-Sn. 1
NONE

Sch. S-Pt. 1-Sn. 2
NONE

Sch. S-Pt. 2
NONE

Sch. S-Pt. 3-Sn. 1
NONE

Sch. S-Pt. 3-Sn. 2
NONE

Sch. S-Pt. 4
NONE

Sch. S-Pt. 5
NONE

Sch. S-Pt. 5
NONE

SCHEDULE S - PART 6

Five-Year Exhibit of Reinsurance Ceded Business
(000 Omitted)

	1 2012	2 2011	3 2010	4 2009	5 2008
A. OPERATIONS ITEMS					
1. Premiums and annuity considerations for life and accident and health contracts.....					(180)
2. Commissions and reinsurance expense allowances.....					
3. Contract claims.....					
4. Surrender benefits and withdrawals for life contracts.....					
5. Dividends to policyholders.....					
6. Reserve adjustments on reinsurance ceded.....					
7. Increase in aggregate reserves for life and accident and health contracts.....					(189)
B. BALANCE SHEET ITEMS					
8. Premiums and annuity considerations for life and accident and health contracts deferred and uncollected.....					
9. Aggregate reserves for life and accident and health contracts.....					
10. Liability for deposit-type contracts.....					
11. Contract claims unpaid.....					
12. Amounts recoverable on reinsurance.....					
13. Experience rating refunds due or unpaid.....					
14. Policyholders' dividends (not included in Line 10).....					
15. Commissions and reinsurance expense allowances due.....					
16. Unauthorized reinsurance offset.....					
17. Offset for reinsurance with certified reinsurers.....		XXX	XXX	XXX	XXX
C. UNAUTHORIZED REINSURANCE (DEPOSITS BY AND FUNDS WITHHELD FROM)					
18. Funds deposited by and withheld from (F).....					
19. Letters of credit (L).....					
20. Trust agreements (T).....					
21. Other (O).....					
D. REINSURANCE WITH CERTIFIED REINSURERS (DEPOSITS BY AND FUNDS WITHHELD FROM)					
22. Multiple beneficiary trust.....		XXX	XXX	XXX	XXX
23. Funds deposited by and withheld from (F).....		XXX	XXX	XXX	XXX
24. Letters of credit (L).....		XXX	XXX	XXX	XXX
25. Trust agreements (T).....		XXX	XXX	XXX	XXX
26. Other (O).....		XXX	XXX	XXX	XXX

Annual Statement for the year 2012 of the **ANNUITY INVESTORS LIFE INSURANCE COMPANY**
SCHEDULE S - PART 7

Restatement of Balance Sheet to Identify Net Credit for Ceded Reinsurance

	1 As Reported (Net of Ceded)	2 Restatement Adjustments	3 Restated (Gross of Ceded)
ASSETS (Page 2, Col. 3)			
1. Cash and invested assets (Line 12).....	2,089,063,032		2,089,063,032
2. Reinsurance (Line 16).....			0
3. Premiums and considerations (Line 15).....			0
4. Net credit for ceded reinsurance.....	XXX	0	0
5. All other admitted assets (balance).....	25,055,200		25,055,200
6. Total assets excluding Separate Accounts (Line 26).....	2,114,118,232	0	2,114,118,232
7. Separate Account Assets (Line 27).....	579,688,201		579,688,201
8. Total assets (Line 28).....	2,693,806,433	0	2,693,806,433
LIABILITIES, CAPITAL AND SURPLUS (Page 3)			
9. Contract reserves (Lines 1 and 2).....	1,883,390,710		1,883,390,710
10. Liability for deposit-type contracts (Line 3).....	35,057,515		35,057,515
11. Claim reserves (Line 4).....	6,106,867		6,106,867
12. Policyholder dividends/reserves (Lines 5 through 7).....			0
13. Premium & annuity considerations received in advance (Line 8).....			0
14. Other contract liabilities (Line 9).....	2,716,482		2,716,482
15. Reinsurance in unauthorized companies (Line 24.02 minus inset amount).....			0
16. Funds held under reinsurance treaties with unauthorized reinsurers (Line 24.03 minus inset amount).....			0
17. Reinsurance with certified reinsurers (Line 24.02 inset amount).....			0
18. Funds held under reinsurance treaties with certified reinsurers (Line 24.03 inset amount).....			0
19. All other liabilities (balance).....	8,341,614		8,341,614
20. Total liabilities excluding Separate Accounts (Line 26).....	1,935,613,188	0	1,935,613,188
21. Separate Account liabilities (Line 27).....	579,688,201		579,688,201
22. Total liabilities (Line 28).....	2,515,301,389	0	2,515,301,389
23. Capital & surplus (Line 38).....	178,505,044	XXX	178,505,044
24. Total liabilities, capital & surplus (Line 39).....	2,693,806,433	0	2,693,806,433
NET CREDIT FOR CEDED REINSURANCE			
25. Contract reserves.....	0		0
26. Claim reserves.....	0		0
27. Policyholder dividends/reserves.....	0		0
28. Premium & annuity considerations received in advance.....	0		0
29. Liability for deposit-type contracts.....	0		0
30. Other contract liabilities.....	0		0
31. Reinsurance ceded assets.....	0		0
32. Other ceded reinsurance recoverables.....	0		0
33. Total ceded reinsurance recoverables.....	0		0
34. Premiums and considerations.....	0		0
35. Reinsurance in unauthorized companies.....	0		0
36. Funds held under reinsurance treaties with unauthorized reinsurers.....	0		0
37. Reinsurance with certified reinsurers.....	0		0
38. Funds held under reinsurance treaties with certified reinsurers.....	0		0
39. Other ceded reinsurance payables/offsets.....	0		0
40. Total ceded reinsurance payables/offsets.....	0		0
41. Total net credit for ceded reinsurance.....	0		0

SCHEDULE T - PART 2

INTERSTATE COMPACT - EXHIBIT OF PREMIUMS WRITTEN

Allocated by States and Territories

States, Etc.		Direct Business Only				5 Deposit-Type Contracts	6 Totals
		1 Life (Group and Individual)	2 Annuities (Group and Individual)	3 Disability Income (Group and Individual)	4 Long-Term Care (Group and Individual)		
1. Alabama.....	AL		412,287				412,287
2. Alaska.....	AK		247,990				247,990
3. Arizona.....	AZ		4,290,590				4,290,590
4. Arkansas.....	AR		818,855				818,855
5. California.....	CA		53,072,503				53,072,503
6. Colorado.....	CO		499,620				499,620
7. Connecticut.....	CT		3,378,506				3,378,506
8. Delaware.....	DE		447,699				447,699
9. District of Columbia.....	DC		208,645				208,645
10. Florida.....	FL		25,536,618				25,536,618
11. Georgia.....	GA		1,646,454				1,646,454
12. Hawaii.....	HI		2,519,445				2,519,445
13. Idaho.....	ID		875,709				875,709
14. Illinois.....	IL		5,392,279				5,392,279
15. Indiana.....	IN		3,622,777				3,622,777
16. Iowa.....	IA		1,371,594				1,371,594
17. Kansas.....	KS		494,810				494,810
18. Kentucky.....	KY		2,249,662				2,249,662
19. Louisiana.....	LA		847,246				847,246
20. Maine.....	ME		1,446,437				1,446,437
21. Maryland.....	MD		1,079,759				1,079,759
22. Massachusetts.....	MA		6,896,122		9,681		6,905,803
23. Michigan.....	MI		14,688,820				14,688,820
24. Minnesota.....	MN		2,473,385		562		2,473,947
25. Mississippi.....	MS		296,179				296,179
26. Missouri.....	MO		419,106				419,106
27. Montana.....	MT		401,450				401,450
28. Nebraska.....	NE		255,737				255,737
29. Nevada.....	NV		4,414,654				4,414,654
30. New Hampshire.....	NH		488,780				488,780
31. New Jersey.....	NJ		11,444,339				11,444,339
32. New Mexico.....	NM		631,497				631,497
33. New York.....	NY		270,981				270,981
34. North Carolina.....	NC		19,775,835				19,775,835
35. North Dakota.....	ND		1,144,251				1,144,251
36. Ohio.....	OH		24,807,058				24,807,058
37. Oklahoma.....	OK		624,867				624,867
38. Oregon.....	OR		245,405				245,405
39. Pennsylvania.....	PA		7,260,186				7,260,186
40. Rhode Island.....	RI		2,701,241				2,701,241
41. South Carolina.....	SC		1,433,799				1,433,799
42. South Dakota.....	SD		325,234				325,234
43. Tennessee.....	TN		3,865,670		563		3,866,233
44. Texas.....	TX		36,546,662				36,546,662
45. Utah.....	UT		6,543,149				6,543,149
46. Vermont.....	VT		80,409				80,409
47. Virginia.....	VA		2,469,599				2,469,599
48. Washington.....	WA		5,749,204				5,749,204
49. West Virginia.....	WV		142,033				142,033
50. Wisconsin.....	WI		643,442				643,442
51. Wyoming.....	WY		112,641				112,641
52. American Samoa.....	AS						0
53. Guam.....	GU						0
54. Puerto Rico.....	PR						0
55. US Virgin Islands.....	VI		17,653				17,653
56. Northern Mariana Islands.....	MP						0
57. Canada.....	CAN						0
58. Aggregate Other Alien.....	OT		120,251				120,251
59. Totals.....		0	267,749,124	0	10,806		267,759,930

SCHEDULE Y

PART 1A - DETAIL OF INSURANCE HOLDING COMPANY SYSTEM

1	2	3	4	5	6	7	8	9	10	11	12	13	14	15
Group Code	Group Name	NAIC Company Code	Federal ID Number	Federal RSSD	CIK	Name of Securities Exchange if Publicly Traded (U.S. or International)	Names of Parent, Subsidiaries or Affiliates	Domiciliary Location	Relationship to Reporting Entity	Directly Controlled by (Name of Entity/Person)	Type of Control (Ownership Board, Management Attorney-in-Fact, Influence, Other)	If Control is Ownership Provide Percentage	Ultimate Controlling Entity(ies)/Person(s)	*
Members														
			31-1544320		0000944707	NYSE	American Financial Group, Inc.	OH	UIP		Ownership			
			31-6549738				American Financial Capital Trust II	DE	NIA	American Financial Group, Inc.	Ownership	100.000	American Financial Group, Inc.	
			16-6543606				American Financial Capital Trust III	DE	NIA	American Financial Group, Inc.	Ownership	100.000	American Financial Group, Inc.	
			16-6543609				American Financial Capital Trust IV	DE	NIA	American Financial Group, Inc.	Ownership	100.000	American Financial Group, Inc.	
			31-0996797				American Financial Enterprises, Inc.	CT	NIA	American Financial Group, Inc.	Ownership	100.000	American Financial Group, Inc.	
			31-0828578				American Money Management Corporation	OH	NIA	American Financial Group, Inc.	Ownership	100.000	American Financial Group, Inc.	
			27-1577326				American Real Estate Capital Company, LLC	OH	NIA	American Money Management Corporation	Ownership	80.000	American Financial Group, Inc.	
			27-2829629				MidMarket Capital Partners, LLC	DE	NIA	American Money Management Corporation	Ownership	65.000	American Financial Group, Inc.	
			41-2112001				APU Holding Company	OH	NIA	American Financial Group, Inc.	Ownership	100.000	American Financial Group, Inc.	
			23-6000765				American Premier Underwriters, Inc.	PA	NIA	APU Holding Company	Ownership	100.000	American Financial Group, Inc.	
			23-6297584				The Associates of the Jersey Company	NJ	NIA	American Premier Underwriters, Inc.	Ownership	100.000	American Financial Group, Inc.	
			37-1094159				Cal Coal, Inc.	IL	NIA	American Premier Underwriters, Inc.	Ownership	100.000	American Financial Group, Inc.	
			95-2802826				Great Southwest Corporation	DE	NIA	American Premier Underwriters, Inc.	Ownership	100.000	American Financial Group, Inc.	
			35-6001691				The Indianapolis Union Railway Company	IN	NIA	American Premier Underwriters, Inc.	Ownership	100.000	American Financial Group, Inc.	
			13-6400464				Lehigh Valley Railroad Company	PA	NIA	American Premier Underwriters, Inc.	Ownership	100.000	American Financial Group, Inc.	
			46-1665396				Pennsylvania Lehigh Oil & Gas Holdings LLC	PA	NIA	Lehigh Valley Railroad Company	Ownership	100.000	American Financial Group, Inc.	
			20-1548213				Magnolia Alabama Holdings, Inc.	DE	NIA	American Premier Underwriters, Inc.	Ownership	100.000	American Financial Group, Inc.	
			20-1574094				Magnolia Alabama Holdings LLC	AL	NIA	Magnolia Alabama Holdings, Inc.	Ownership	100.000	American Financial Group, Inc.	
			46-1852532				Michigan Oil & Gas Holdings, LLC	MI	NIA	American Premier Underwriters, Inc.	Ownership	100.000	American Financial Group, Inc.	
			46-1480078				Ohio Oil & Gas Holdings, LLC	OH	NIA	American Premier Underwriters, Inc.	Ownership	100.000	American Financial Group, Inc.	
			13-6021353				The Owasco River Railway, Inc.	NY	NIA	American Premier Underwriters, Inc.	Ownership	100.000	American Financial Group, Inc.	
			31-1236926				PCC Real Estate, Inc.	NY	NIA	American Premier Underwriters, Inc.	Ownership	100.000	American Financial Group, Inc.	
			76-0080537				PCC Technical Industries, Inc.	DE	NIA	American Premier Underwriters, Inc.	Ownership	100.000	American Financial Group, Inc.	
			31-1388401				PCC Maryland Realty Corp.	MD	NIA	PCC Technical Industries, Inc.	Ownership	100.000	American Financial Group, Inc.	
			06-1209709				Penn Central Energy Management Company	DE	NIA	American Premier Underwriters, Inc.	Ownership	100.000	American Financial Group, Inc.	
			23-1537928				Penn Towers, Inc.	PA	NIA	American Premier Underwriters, Inc.	Ownership	100.000	American Financial Group, Inc.	
			23-6000766				Pennsylvania-Reading Seashore Lines	NJ	NIA	American Premier Underwriters, Inc.	Ownership	66.670	American Financial Group, Inc.	
			23-6207599				Pittsburgh and Cross Creek Railroad Company	PA	NIA	American Premier Underwriters, Inc.	Ownership	83.000	American Financial Group, Inc.	
			23-1707450				Terminal Realty Penn Co.	DC	NIA	American Premier Underwriters, Inc.	Ownership	100.000	American Financial Group, Inc.	
			23-1675796				Waynesburg Southern Railroad Company	PA	NIA	American Premier Underwriters, Inc.	Ownership	100.000	American Financial Group, Inc.	
							GAI Insurance Company, Ltd.	BMU	IA	APU Holding Company	Ownership	100.000	American Financial Group, Inc.	
			31-1446308				Hangar Acquisition Corp.	OH	NIA	APU Holding Company	Ownership	100.000	American Financial Group, Inc.	
							Lease & Loan Insurance Services Limited	GBR	NIA	APU Holding Company	Ownership	100.000	American Financial Group, Inc.	
							Premier Lease & Loan Services Insurance Agency, Inc.	WA	NIA	APU Holding Company	Ownership	100.000	American Financial Group, Inc.	
			91-1242743				Premier Lease & Loan Services of Canada, Inc.	WA	NIA	APU Holding Company	Ownership	100.000	American Financial Group, Inc.	
			91-1508644											

SCHEDULE Y

PART 1A - DETAIL OF INSURANCE HOLDING COMPANY SYSTEM

1	2	3	4	5	6	7	8	9	10	11	12	13	14	15
Group Code	Group Name	NAIC Company Code	Federal ID Number	Federal RSSD	CIK	Name of Securities Exchange if Publicly Traded (U.S. or International)	Names of Parent, Subsidiaries or Affiliates	Domiciliary Location	Relationship to Reporting Entity	Directly Controlled by (Name of Entity/Person)	Type of Control (Ownership Board, Management Attorney-in-Fact, Influence, Other)	If Control is Ownership Provide Percentage	Ultimate Controlling Entity(ies)/Person(s)	*
0084	American Financial Group, Inc.	22179	95-2801326				Republic Indemnity Company of America	CA	IA	APU Holding Company	Ownership	100.000	American Financial Group, Inc.	
0084	American Financial Group, Inc.	43753	31-1054123				Republic Indemnity Company of California	CA	IA	Republic Indemnity Company of America	Ownership	100.000	American Financial Group, Inc.	
			31-1262960				Risico Management Corporation	DE	NIA	APU Holding Company	Ownership	100.000	American Financial Group, Inc.	
			31-0823725				Dixie Terminal Corporation	OH	NIA	American Financial Group, Inc.	Ownership	100.000	American Financial Group, Inc.	
			31-1733037				Flextech Holding Co., Inc.	OH	NIA	American Financial Group, Inc.	Ownership	100.000	American Financial Group, Inc.	
			98-0606803				GAI Holding Bermuda Ltd	BMU	NIA	American Financial Group, Inc.	Ownership	100.000	American Financial Group, Inc.	
			98-0556144				GAI Indemnity, Ltd.	GBR	IA	GAI Holding Bermuda Ltd	Ownership	100.000	American Financial Group, Inc.	
							Marketform Group Limited	GBR	NIA	GAI Holding Bermuda Ltd	Ownership	100.000	American Financial Group, Inc.	
							Marketform Holdings Limited	GBR	NIA	Marketform Group Limited	Ownership	100.000	American Financial Group, Inc.	
							Caduceus Underwriting Limited	GBR	IA	Marketform Holdings Limited	Ownership	100.000	American Financial Group, Inc.	
			98-0412245				Lavenham Underwriting Limited	GBR	IA	Marketform Holdings Limited	Ownership	100.000	American Financial Group, Inc.	
							Marketform Limited	GBR	NIA	Marketform Holdings Limited	Ownership	100.000	American Financial Group, Inc.	
							Gabinete Marketform SL	ESP	NIA	Marketform Limited	Ownership	100.000	American Financial Group, Inc.	
							Marketform Australia Pty Limited	AUS	NIA	Marketform Limited	Ownership	100.000	American Financial Group, Inc.	
							Studio Marketform SRL	ITA	NIA	Marketform Limited	Ownership	100.000	American Financial Group, Inc.	
							Marketform Management Services Limited	GBR	NIA	Marketform Holdings Limited	Ownership	100.000	American Financial Group, Inc.	
							Marketform Managing Agency Limited	GBR	NIA	Marketform Holdings Limited	Ownership	100.000	American Financial Group, Inc.	
			98-0431601				Sampford Underwriting Limited	GBR	IA	Marketform Holdings Limited	Ownership	100.000	American Financial Group, Inc.	
							Marketform Trust Company Limited	GBR	NIA	Marketform Group Limited	Ownership	100.000	American Financial Group, Inc.	
			06-1356481				Great American Financial Resources, Inc.	DE	UIP	American Financial Group, Inc.	Ownership	100.000	American Financial Group, Inc.	1
			31-1475936				AAG Holding Company, Inc.	OH	NIA	Great American Financial Resources, Inc.	Ownership	100.000	American Financial Group, Inc.	
			58-646032				Great American Financial Statutory Trust IV	CT	NIA	AAG Holding Company, Inc.	Ownership	100.000	American Financial Group, Inc.	
0084	American Financial Group, Inc.	63312	13-1935920				Great American Life Insurance Company	OH	UDP	AAG Holding Company, Inc.	Ownership	100.000	American Financial Group, Inc.	
			45-2969767				Aerielle IP Holdings, LLC	OH	NIA	Great American Life Insurance Company	Ownership	62.500	American Financial Group, Inc.	2
			26-4391696				Aerielle, LLC	DE	NIA	Great American Life Insurance Company	Ownership	62.500	American Financial Group, Inc.	2
0084	American Financial Group, Inc.	93661	31-1021738				Annuity Investors Life Insurance Company	OH		Great American Life Insurance Company	Ownership	100.000	American Financial Group, Inc.	
			27-4078277				Bay Bridge Marina Hemingway's Restaurant, LLC	MD	NIA	Great American Life Insurance Company	Ownership	85.000	American Financial Group, Inc.	
			27-0513333				Bay Bridge Marina Management, LLC	MD	NIA	Great American Life Insurance Company	Ownership	85.000	American Financial Group, Inc.	
			20-1246122				Brothers Management, LLC	FL	NIA	Great American Life Insurance Company	Ownership	99.000	American Financial Group, Inc.	
			36-3383108				Consolidated Financial Corporation	OH	NIA	Great American Life Insurance Company	Ownership	100.000	American Financial Group, Inc.	
			45-3988240				FT Liquidation, LLC	MD	NIA	Great American Life Insurance Company	Ownership	100.000	American Financial Group, Inc.	
			20-4604276				GALIC - Bay Bridge Marina, LLC	FL	NIA	Great American Life Insurance Company	Ownership	100.000	American Financial Group, Inc.	
			45-3829557				GALIC - Stoneleigh, LLC	FL	NIA	Great American Life Insurance Company	Ownership	100.000	American Financial Group, Inc.	
			31-1391777				GALIC Brothers, Inc.	OH	NIA	Great American Life Insurance Company	Ownership	80.000	American Financial Group, Inc.	
			45-1144095				GALIC Pointe, LLC	FL	NIA	Great American Life Insurance Company	Ownership	65.000	American Financial Group, Inc.	2
			26-3260520				Manhattan National Holding Corporation	OH	NIA	Great American Life Insurance Company	Ownership	100.000	American Financial Group, Inc.	

53.1

SCHEDULE Y

PART 1A - DETAIL OF INSURANCE HOLDING COMPANY SYSTEM

1	2	3	4	5	6	7	8	9	10	11	12	13	14	15
Group Code	Group Name	NAIC Company Code	Federal ID Number	Federal RSSD	CIK	Name of Securities Exchange if Publicly Traded (U.S. or International)	Names of Parent, Subsidiaries or Affiliates	Domiciliary Location	Relationship to Reporting Entity	Directly Controlled by (Name of Entity/Person)	Type of Control (Ownership Board, Management Attorney-in-Fact, Influence, Other)	If Control is Ownership Provide Percentage	Ultimate Controlling Entity(ies)/Person(s)	*
0084	American Financial Group, Inc.	67083	45-0252531				Manhattan National Life Insurance Company	IL	IA	Manhattan National Holding Corporation	Ownership	100.000	American Financial Group, Inc.	
			52-2179330				Skipjack Marina Corp	MD	NIA	Great American Life Insurance Company	Ownership	100.000	American Financial Group, Inc.	
			74-2180806				United Teacher Associates, Ltd.	TX	NIA	AAG Holding Company, Inc.	Ownership	100.000	American Financial Group, Inc.	1
0084	American Financial Group, Inc.	63479	58-0869673				United Teacher Associates Insurance Company	TX	IA	United Teacher Associates, Ltd.	Ownership	100.000	American Financial Group, Inc.	
			31-1422717				AAG Insurance Agency, Inc.	KY	NIA	Great American Financial Resources, Inc.	Ownership	100.000	American Financial Group, Inc.	
			34-1017531				Ceres Group, Inc.	DE	NIA	Great American Financial Resources, Inc.	Ownership	100.000	American Financial Group, Inc.	
			34-1880408				Ceres Administrators, L.L.C.	DE	NIA	Ceres Group, Inc.	Ownership	100.000	American Financial Group, Inc.	
			34-1947043				Ceres Sales, LLC	DE	NIA	Ceres Group, Inc.	Ownership	100.000	American Financial Group, Inc.	
			34-1920479				HealthMark Sales, LLC	DE	NIA	Ceres Sales, LLC	Ownership	100.000	American Financial Group, Inc.	
			47-0717079				Continental General Corporation	NE	NIA	Ceres Group, Inc.	Ownership	100.000	American Financial Group, Inc.	
0084	American Financial Group, Inc.	71404	47-0463747				Continental General Insurance Company	OH	IA	Continental General Corporation	Ownership	100.000	American Financial Group, Inc.	
			47-0562685				Continental Print & Photo Co.	NE	NIA	Continental General Corporation	Ownership	100.000	American Financial Group, Inc.	
			34-1947042				QQA Agency of Texas, Inc.	TX	NIA	Ceres Group, Inc.	Ownership	100.000	American Financial Group, Inc.	
			31-1395344				Great American Advisors, Inc.	OH	NIA	Great American Financial Resources, Inc.	Ownership	100.000	American Financial Group, Inc.	
			42-1575938				Great American Holding, Inc.	OH	NIA	American Financial Group, Inc.	Ownership	100.000	American Financial Group, Inc.	
			27-3062314				Agricultural Services, LLC	OH	NIA	Great American Holding, Inc.	Ownership	100.000	American Financial Group, Inc.	
			45-4110027				Unites States Commodities Producers LLC	MT	NIA	Agricultural Services, LLC	Ownership	51.300	American Financial Group, Inc.	
			27-2354685				United States Livestock Producers, LLC	NV	NIA	Agricultural Services, LLC	Ownership	51.300	American Financial Group, Inc.	
							Livestock Market Enhancement Risk Retention Group	NV	IA	United States Livestock Producers, LLC	Ownership	100.000	American Financial Group, Inc.	
0084	American Financial Group, Inc.	14084	27-4395897				American Empire Surplus Lines Insurance Company	DE	IA	Great American Holding, Inc.	Ownership	100.000	American Financial Group, Inc.	
0084	American Financial Group, Inc.	35351	31-0912199				American Empire Insurance Company	OH	IA	American Empire Surplus Lines Insurance Company	Ownership	100.000	American Financial Group, Inc.	
			59-1671722				American Empire Underwriters, Inc.	TX	NIA	American Empire Insurance Company	Ownership	100.000	American Financial Group, Inc.	
							GAI Australia Pty Ltd.	AUS	NIA	Great American Holding, Inc.	Ownership	100.000	American Financial Group, Inc.	
							Great American International Insurance Limited	IRL	IA	Great American Holding, Inc.	Ownership	100.000	American Financial Group, Inc.	
0084	American Financial Group, Inc.	23418	73-0556513				Mid-Continent Casualty Company	OH	IA	Great American Holding, Inc.	Ownership	100.000	American Financial Group, Inc.	
0084	American Financial Group, Inc.	15380	73-1406844				Mid-Continent Assurance Company	OH	IA	Mid-Continent Casualty Company	Ownership	100.000	American Financial Group, Inc.	
							Mid-Continent Excess and Surplus Insurance Company	DE	IA	Mid-Continent Casualty Company	Ownership	100.000	American Financial Group, Inc.	
			30-0571535				Mid-Continent Specialty Insurance Services, Inc.	OK	NIA	Mid-Continent Casualty Company	Ownership	100.000	American Financial Group, Inc.	
0084	American Financial Group, Inc.	23426	73-0773259				Oklahoma Surety Company	OH	IA	Mid-Continent Casualty Company	Ownership	100.000	American Financial Group, Inc.	
			98-0627464				Premier International Insurance Company	TCA	IA	Great American Holding, Inc.	Ownership	100.000	American Financial Group, Inc.	
0084	American Financial Group, Inc.	16691	31-0501234				Great American Insurance Company	OH	IA	American Financial Group, Inc.	Ownership	100.000	American Financial Group, Inc.	
			45-2969767				Aerielle IP Holdings, LLC	OH	NIA	Great American Insurance Company	Ownership	37.500	American Financial Group, Inc.	2

53.2

SCHEDULE Y

PART 1A - DETAIL OF INSURANCE HOLDING COMPANY SYSTEM

1	2	3	4	5	6	7	8	9	10	11	12	13	14	15
Group Code	Group Name	NAIC Company Code	Federal ID Number	Federal RSSD	CIK	Name of Securities Exchange if Publicly Traded (U.S. or International)	Names of Parent, Subsidiaries or Affiliates	Domiciliary Location	Relationship to Reporting Entity	Directly Controlled by (Name of Entity/Person)	Type of Control (Ownership Board, Management Attorney-in-Fact, Influence, Other)	If Control is Ownership Provide Percentage	Ultimate Controlling Entity(ies)/Person(s)	*
			26-4391696				Aerielle, LLC	DE	NIA	Great American Insurance Company	Ownership	37.500	American Financial Group, Inc.	2
			31-1463075				American Signature Underwriters, Inc.	OH	NIA	Great American Insurance Company	Ownership	100.000	American Financial Group, Inc.	
			59-2840291				Brothers Property Corporation	OH	NIA	Great American Insurance Company	Ownership	80.000	American Financial Group, Inc.	
			20-5173494				Brothers Le Pavillon, LLC	DE	NIA	Brothers Property Corporation	Ownership	100.000	American Financial Group, Inc.	
			20-5173589				Brothers Le Pavillon (SPE), LLC	DE	NIA	Brothers Le Pavillon, LLC	Ownership	100.000	American Financial Group, Inc.	
			25-1754638				Brothers Pennsylvania Corporation	PA	NIA	Brothers Property Corporation	Ownership	100.000	American Financial Group, Inc.	
			59-2840294				Brothers Property Management Corporation	OH	NIA	Brothers Property Corporation	Ownership	100.000	American Financial Group, Inc.	
			20-4498054				Crescent Centre Apartments	OH	NIA	Great American Insurance Company	Ownership	100.000	American Financial Group, Inc.	1
			31-1277904				Crop Managers Insurance Agency, Inc.	KS	NIA	Great American Insurance Company	Ownership	100.000	American Financial Group, Inc.	
			31-0589001				Dempsey & Siders Agency, Inc.	OH	NIA	Great American Insurance Company	Ownership	100.000	American Financial Group, Inc.	
			31-1341668				Eden Park Insurance Brokers, Inc.	CA	NIA	Great American Insurance Company	Ownership	100.000	American Financial Group, Inc.	
							El Aguila, Compañía de Seguros, S.A. de C.V.	MEX	IA	Great American Insurance Company	Ownership	100.000	American Financial Group, Inc.	
							Financidora de Primas Condor, S.A. de C.V.	MEX	NIA	El Aguila, Compañía de Seguros, S.A. de C.V.	Ownership	99.000	American Financial Group, Inc.	
			39-1404033				Farmers Crop Insurance Alliance, Inc.	KS	NIA	Great American Insurance Company	Ownership	100.000	American Financial Group, Inc.	
			13-3628555				FCIA Management Company, Inc.	NY	NIA	Great American Insurance Company	Ownership	100.000	American Financial Group, Inc.	
							Foreign Credit Insurance Association	NY	OTH	Great American Insurance Company	Management		American Financial Group, Inc.	3
			31-1753938				GAI Warranty Company	OH	NIA	Great American Insurance Company	Ownership	100.000	American Financial Group, Inc.	
			31-1765544				GAI Warranty Company of Florida	FL	NIA	GAI Warranty Company	Ownership	100.000	American Financial Group, Inc.	
							GAI Warranty Company of Canada Inc.	CAN	NIA	Great American Insurance Company	Ownership	100.000	American Financial Group, Inc.	
			45-5565693				GALIC-Sorrento, LLC	FL	NIA	Great American Insurance Company	Ownership	35.000	American Financial Group, Inc.	2
			45-1144095				GALIC Pointe, LLC	FL	NIA	Great American Insurance Company	Ownership	35.000	American Financial Group, Inc.	2
			61-1329718				Global Premier Finance Company	OH	NIA	Great American Insurance Company	Ownership	100.000	American Financial Group, Inc.	
			74-2693636				Great American Agency of Texas, Inc.	TX	NIA	Great American Insurance Company	Ownership	100.000	American Financial Group, Inc.	
0084	American Financial Group, Inc.	26832	95-1542353				Great American Alliance Insurance Company	OH	IA	Great American Insurance Company	Ownership	100.000	American Financial Group, Inc.	
0084	American Financial Group, Inc.	26344	15-6020948				Great American Assurance Company	OH	IA	Great American Insurance Company	Ownership	100.000	American Financial Group, Inc.	
0084	American Financial Group, Inc.	39896	61-0983091				Great American Casualty Insurance Company	OH	IA	Great American Insurance Company	Ownership	100.000	American Financial Group, Inc.	
			31-1228726				Great American Claims Services, Inc.	DE	NIA	Great American Insurance Company	Ownership	100.000	American Financial Group, Inc.	
0084	American Financial Group, Inc.	10646	36-4079497				Great American Contemporary Insurance Company	OH	IA	Great American Insurance Company	Ownership	100.000	American Financial Group, Inc.	
0084	American Financial Group, Inc.	37532	31-0954439				Great American E & S Insurance Company	DE	IA	Great American Insurance Company	Ownership	100.000	American Financial Group, Inc.	
0084	American Financial Group, Inc.	41858	31-1036473				Great American Fidelity Insurance Company	DE	IA	Great American Insurance Company	Ownership	100.000	American Financial Group, Inc.	
			31-1652643				Great American Insurance Agency, Inc.	OH	NIA	Great American Insurance Company	Ownership	100.000	American Financial Group, Inc.	
0084	American Financial Group, Inc.	22136	13-5539046				Great American Insurance Company of New York	NY	IA	Great American Insurance Company	Ownership	100.000	American Financial Group, Inc.	
0084	American Financial Group, Inc.	38024	31-0974853				Great American Lloyd's Insurance Company	TX	IA	Great American Insurance Company	Other		American Financial Group, Inc.	4
			31-1073664				Great American Lloyd's, Inc.	TX	NIA	Great American Insurance Company	Ownership	100.000	American Financial Group, Inc.	
			31-0856644				Great American Management Services, Inc.	OH	NIA	Great American Insurance Company	Ownership	100.000	American Financial Group, Inc.	

53.3

SCHEDULE Y

PART 1A - DETAIL OF INSURANCE HOLDING COMPANY SYSTEM

1	2	3	4	5	6	7	8	9	10	11	12	13	14	15
Group Code	Group Name	NAIC Company Code	Federal ID Number	Federal RSSD	CIK	Name of Securities Exchange if Publicly Traded (U.S. or International)	Names of Parent, Subsidiaries or Affiliates	Domiciliary Location	Relationship to Reporting Entity	Directly Controlled by (Name of Entity/Person)	Type of Control (Ownership Board, Management Attorney-in-Fact, Influence, Other)	If Control is Ownership Provide Percentage	Ultimate Controlling Entity(ies)/Person(s)	*
0084	American Financial Group, Inc.	38580	31-1288778				Great American Protection Insurance Company	OH	IA	Great American Insurance Company	Ownership	100.000	American Financial Group, Inc.	
			31-0918893				Great American Re Inc.	DE	NIA	Great American Insurance Company	Ownership	100.000	American Financial Group, Inc.	
0084	American Financial Group, Inc.	31135	31-1209419				Great American Security Insurance Company	OH	IA	Great American Insurance Company	Ownership	100.000	American Financial Group, Inc.	
0084	American Financial Group, Inc.	33723	31-1237970				Great American Spirit Insurance Company	OH	IA	Great American Insurance Company	Ownership	100.000	American Financial Group, Inc.	
							Insurance (GB) Limited	GBR	IA	Great American Insurance Company	Ownership	100.000	American Financial Group, Inc.	
			59-1263251				Key Largo Group, Inc.	FL	NIA	Great American Insurance Company	Ownership	100.000	American Financial Group, Inc.	
			34-1607394		0001301106	NASDAQ	National Interstate Corporation	OH	NIA	Great American Insurance Company	Ownership	52.200	American Financial Group, Inc.	
			34-1899058				American Highways Insurance Agency, Inc.	OH	NIA	National Interstate Corporation	Ownership	100.000	American Financial Group, Inc.	
			31-1548235				Explorer RV Insurance Agency, Inc.	OH	NIA	National Interstate Corporation	Ownership	100.000	American Financial Group, Inc.	
			98-0191335				Hudson Indemnity, Ltd.	CYM	IA	National Interstate Corporation	Ownership	100.000	American Financial Group, Inc.	
			66-0660039				Hudson Management Group, Ltd.	VIR	NIA	National Interstate Corporation	Ownership	100.000	American Financial Group, Inc.	
			34-1607396				National Interstate Insurance Agency, Inc.	OH	NIA	National Interstate Corporation	Ownership	51.900	American Financial Group, Inc.	
			36-4670968				Commercial For Hire Transportation Purchasing Group	SC	NIA	National Interstate Insurance Agency, Inc.	Management		American Financial Group, Inc.	
0084	American Financial Group, Inc.	32620	34-1607395				National Interstate Insurance Company	OH	IA	National Interstate Corporation	Ownership	100.000	American Financial Group, Inc.	
							National Interstate Insurance Company of Hawaii, Inc.	OH	IA	National Interstate Insurance Company	Ownership	100.000	American Financial Group, Inc.	
0084	American Financial Group, Inc.	11051	99-0345306				Triumpe Casualty Company	OH	IA	National Interstate Insurance Company	Ownership	100.000	American Financial Group, Inc.	
0084	American Financial Group, Inc.	41106	95-3623282				Vanliner Group, Inc.	DE	NIA	National Interstate Insurance Company	Ownership	100.000	American Financial Group, Inc.	
			43-1415856				TransProtection Service Company	MO	NIA	Vanliner Group, Inc.	Ownership	100.000	American Financial Group, Inc.	
			43-1254631				Vanliner Insurance Company	MO	IA	Vanliner Group, Inc.	Ownership	100.000	American Financial Group, Inc.	
0084	American Financial Group, Inc.	21172	86-0114294				Vanliner Reinsurance Limited	BMU	IA	Vanliner Group, Inc.	Ownership	100.000	American Financial Group, Inc.	
			20-5546054				Safety Claims and Litigation Services, LLC	MT	NIA	National Interstate Corporation	Ownership	100.000	American Financial Group, Inc.	
			27-2226948				Penn Central U.K. Limited	GBR	NIA	Great American Insurance Company	Ownership	100.000	American Financial Group, Inc.	
			871850814				Pinecrest Place LLC	FL	NIA	Great American Insurance Company	Ownership	100.000	American Financial Group, Inc.	
			31-1293064				PLLS Canada Insurance Brokers Inc	CAN	NIA	Great American Insurance Company	Ownership	49.000	American Financial Group, Inc.	
			72-1331800				Professional Risk Brokers, Inc	IL	NIA	Great American Insurance Company	Ownership	100.000	American Financial Group, Inc.	
			36-4517754				Strategic Comp Holdings, L.L.C.	LA	NIA	Great American Insurance Company	Ownership	100.000	American Financial Group, Inc.	
			32-0050970				Strategic Comp Services, L.L.C.	LA	NIA	Strategic Comp Holdings, L.L.C.	Ownership	100.000	American Financial Group, Inc.	
			31-0686194				Strategic Comp, L.L.C.	LA	NIA	Strategic Comp Holdings, L.L.C.	Ownership	100.000	American Financial Group, Inc.	
			31-0883227				One East Fourth, Inc.	OH	NIA	American Financial Group, Inc.	Ownership	100.000	American Financial Group, Inc.	
			31-1737792				Pioneer Carpet Mills, Inc.	OH	NIA	American Financial Group, Inc.	Ownership	100.000	American Financial Group, Inc.	
			31-1119320				Superior NWN of Ohio, Inc.	OH	NIA	American Financial Group, Inc.	Ownership	100.000	American Financial Group, Inc.	
			31-0728327				TEJ Holdings, Inc.	OH	NIA	American Financial Group, Inc.	Ownership	100.000	American Financial Group, Inc.	
							Three East Fourth, Inc.	OH	NIA	American Financial Group, Inc.	Ownership	100.000	American Financial Group, Inc.	

53.4

SCHEDULE Y

PART 1A - DETAIL OF INSURANCE HOLDING COMPANY SYSTEM

1	2	3	4	5	6	7	8	9	10	11	12	13	14	15
Group Code	Group Name	NAIC Company Code	Federal ID Number	Federal RSSD	CIK	Name of Securities Exchange if Publicly Traded (U.S. or International)	Names of Parent, Subsidiaries or Affiliates	Domiciliary Location	Relationship to Reporting Entity	Directly Controlled by (Name of Entity/Person)	Type of Control (Ownership Board, Management Attorney-in-Fact, Influence, Other)	If Control is Ownership Provide Percentage	Ultimate Controlling Entity(ies)/Person(s)	*
Asterisk		Explanation												
1	Another affiliated company owns 1% or less of the shares.													
2	The entity is owned by more than one company within the AFG Group.													
3	Great American Insurance Company is the majority member of the Association.													
4	Beneficial interest and indirect control is established by trust agreements between Great American Insurance Company and each of the underwriters of the Company.													

SCHEDULE Y

PART 2 - SUMMARY OF INSURER'S TRANSACTIONS WITH ANY AFFILIATES

1	2	3	4	5	6	7	8	9	10	11	12	13
NAIC Company Code	Federal ID Number	Names of Insurers and Parent, Subsidiaries or Affiliates	Shareholder Dividends	Capital Contributions	Purchases, Sales or Exchanges of Loans, Securities, Real Estate, Mortgage Loans or Other Investments	Income/ (Disbursements) Incurred in Connection with Guarantees or Undertakings for the Benefit of any Affiliate(s)	Management Agreements and Service Contracts	Income/ (Disbursements) Incurred under Reinsurance Agreements	*	Any Other Material Activity Not in the Ordinary Course of the Insurer's Business	Totals	Reinsurance Recoverable/ (Payable) on Losses and/or Reserve Credit Taken/ (Liability)
Affiliated Transactions												
00000	31-1544320	American Financial Group, Inc.	175,000,000				112,347,608				287,347,608	
00000	41-2112001	APU Holding Company	20,000,000								20,000,000	
00000		GAI Insurance Company, Ltd.	(5,000,000)								(5,000,000)	
22179	95-2801326	Republic Indemnity Company of America	(12,500,000)						*		(12,500,000)	(26,128,425)
43753	31-1054123	Republic Indemnity Company of California	(2,500,000)						*		(2,500,000)	
00000		Lloyd's Syndicate 2468 (United Kingdom)									0	(3,104,000)
00000	98-0412245	Lavenham Underwriting Limited									0	11,632,124
00000	98-0431601	Sampford Underwriting Limited									0	12,381,893
00000	31-1475936	AAG Holding Company, Inc.		(60,147,872)							(60,147,872)	
63312	13-1935920	Great American Life Insurance Company	1,885,155	50,789,156			(112,347,608)				(59,673,297)	25,057,661
00000	36-3383108	Consolidated Financial Corporation	(1,885,155)								(1,885,155)	
00000		GALIC - Sorrento, LLC		13,670,529							13,670,529	
00000	45-1144095	GALIC Pointe, LLC		500,000							500,000	
00000	20-3568924	Loyal American Holding Corporation		(59,952,628)							(59,952,628)	
65722	63-0343428	Loyal American Life Insurance Company	12,435,975	49,393,882							61,829,857	
00000	45-4121852	GALAC Holding Company	(7,044,302)	8,248,382							1,204,080	
62200	95-2496321	Great American Life Assurance Company	(5,391,673)	2,404,000							(2,987,673)	
63479	58-0869673	United Teacher Associates Insurance Company									0	(25,057,661)
88366	59-2760189	American Retirement Life Insurance Company		54,236							54,236	
00000	34-1017531	Ceres Group, Inc.		(3,320)							(3,320)	
65269	75-2305400	United Benefit Life Insurance Company		3,320							3,320	
00000	42-1575938	Great American Holding, Inc.	91,826,280	(50,000)							91,776,280	
00000	27-2354685	United States Livestock Producers, LLC		(65,300)							(65,300)	
14084	27-4395897	Livestock Market Enhancement Risk Retention Group		65,300							65,300	
35351	31-0912199	American Empire Surplus Lines Insurance Company	(7,000,000)						*		(7,000,000)	8,633,000
37990	31-0973761	American Empire Insurance Company	(3,000,000)						*		(3,000,000)	2,000
00000		Great American International Insurance Limited (Ireland)	(1,826,280)								(1,826,280)	6,677,000
23418	73-0556513	Mid-Continent Casualty Company	(80,000,000)						*		(80,000,000)	(4,353,000)
00000		Premier International Insurance Company (Turks and Caicos)		50,000							50,000	
16691	31-0501234	Great American Insurance Company	(145,809,400)	(32,009,685)					*		(177,819,085)	(1,965,017)
00000	13-3628555	FCIA Management Company, Inc.	(110,600)								(110,600)	
00000	31-1765544	GAI Warranty Company of Florida									0	5,929,000
37532	31-0954439	Great American E & S Insurance Company		10,000,000					*		10,000,000	
41858	31-1036473	Great American Fidelity Insurance Company		10,000,000					*		10,000,000	
38024	31-0974853	Great American Lloyd's Insurance Company									0	2,403,000
00000		Insurance (GB) Limited (United Kingdom)									0	194,000
00000	59-1263251	Key Largo Group, Inc.	(100,000)	(150,000)							(250,000)	
00000	34-1607394	National Interstate Corporation	35,520,000								35,520,000	
00000	98-0191335	Hudson Indemnity, Ltd (Cayman Islands)									0	(205,006,000)
32620	34-1607395	National Interstate Insurance Company	(39,300,000)						*		(39,300,000)	181,317,000
11051	99-0345306	National Interstate Insurance Company of Hawaii, Inc.	(1,100,000)						*		(1,100,000)	8,067,000

SCHEDULE Y

PART 2 - SUMMARY OF INSURER'S TRANSACTIONS WITH ANY AFFILIATES

1	2	3	4	5	6	7	8	9	10	11	12	13
NAIC Company Code	Federal ID Number	Names of Insurers and Parent, Subsidiaries or Affiliates	Shareholder Dividends	Capital Contributions	Purchases, Sales or Exchanges of Loans, Securities, Real Estate, Mortgage Loans or Other Investments	Income/ (Disbursements) Incurred in Connection with Guarantees or Undertakings for the Benefit of any Affiliate(s)	Management Agreements and Service Contracts	Income/ (Disbursements) Incurred under Reinsurance Agreements	*	Any Other Material Activity Not in the Ordinary Course of the Insurer's Business	Totals	Reinsurance Recoverable/ (Payable) on Losses and/or Reserve Credit Taken/ (Liability)
41106.....	95-3623282.....	Triumphe Casualty Company.....	(1,600,000)						*		(1,600,000)	182,000
21172.....	86-0114294.....	Vanliner Insurance Company.....	(18,000,000)						*		(18,000,000)	5,361,000
00000.....	27-2226948.....	Pinecrest Place LLC.....		200,000							200,000	
00000.....	31-1293064.....	Professional Risk Brokers, Inc.....	(4,500,000)								(4,500,000)	
00000.....	72-1331800.....	Strategic Comp Holdings, L.L.C.....		7,000,000							7,000,000	
9999999.....	Control Totals.....		0	0	0	0	0	0	XXX	0	0	2,222,575

Pooling Information

NAIC Code	Name of Insurer	Pooling %	NAIC Code	Name of Insurer	Pooling %
35351	American Empire Surplus Lines Insurance Company	90.00%	16691	Great American Insurance Company	100.00%
37990	American Empire Insurance Company	10.00%	22136	Great American Insurance Company of New York	
			26832	Great American Alliance Insurance Company	
23418	Mid-Continent Casualty Company	94.00%	26344	Great American Assurance Company	
15380	Mid-Continent Assurance Company	3.00%	39896	Great American Casualty Insurance Company	
23426	Oklahoma Surety Company	3.00%	10646	Great American Contemporary Insurance Company	
13794	Mid-Continent Excess and Surplus Insurance Company		37532	Great American E&S Insurance Company	
			41858	Great American Fidelity Insurance Company	
22179	Republic Indemnity Company of America	97.00%	38580	Great American Protection Insurance Company	
43753	Republic Indemnity Company of California	3.00%	31135	Great American Security Insurance Company	
			33723	Great American Spirit Insurance Company	
32620	National Interstate Insurance Company	70.00%			
21172	Vanliner Insurance Company	26.00%			
11051	National Interstate Insurance Company of Hawaii, Inc	2.00%			
41106	Triumphe Casualty Company	2.00%			

Annual Statement for the year 2012 of the **ANNUITY INVESTORS LIFE INSURANCE COMPANY**
SUPPLEMENTAL EXHIBITS AND SCHEDULES INTERROGATORIES

The following supplemental reports are required to be filed as part of your statement filing unless specifically waived by the domiciliary state. However, in the event that your domiciliary state waives the filing requirement, your response of WAIVED to the specific interrogatory will be accepted in lieu of filing a "NONE" report and a bar code will be printed below. If the supplement is required of your company but is not being filed for whatever reason enter SEE EXPLANATION and provide an explanation following the interrogatory questions.

MARCH FILING	Responses
1. Will the Supplemental Compensation Exhibit be filed with the state of domicile by March 1?	<u>YES</u>
2. Will the confidential Risk-Based Capital Report be filed with the NAIC by March 1?	<u>YES</u>
3. Will the confidential Risk-Based Capital Report be filed with the state of domicile, if required, by March 1?	<u>YES</u>
4. Will an actuarial opinion be filed with this statement by March 1?	<u>YES</u>
APRIL FILING	
5. Will Management's Discussion and Analysis be filed by April 1?	<u>YES</u>
6. Will the Life, Health & Annuity Guaranty Association Model Act Assessment Base Reconciliation Exhibit be filed with the state of domicile and the NAIC by April 1?	<u>YES</u>
7. Will the Adjustment Form (if required) be filed with state of domicile and the NAIC by April 1?	<u>YES</u>
8. Will the Supplemental Investment Risk Interrogatories be filed by April 1?	<u>YES</u>
JUNE FILING	
9. Will an audited financial report be filed by June 1?	<u>YES</u>
10. Will Accountants Letter of Qualifications be filed with the state of domicile and electronically with the NAIC by June 1?	<u>YES</u>
AUGUST FILING	
11. Will Communication of Internal Control Related Matters Noted in Audit be filed with the state of domicile by August 1?	<u>WAIVED</u>

The following supplemental reports are required to be filed as part of your statement filing. However, in the event that your company does not transact the type of business for which the special report must be filed, your response of NO to the specific interrogatory will be accepted in lieu of filing a "NONE" report and a bar code will be printed below. If the supplement is required of your company but is not being filed for whatever reason, enter SEE EXPLANATION and provide an explanation following the interrogatory questions.













MARCH FILING	
12. Will Schedule SIS (Stockholder Information Supplement) be filed with the state of domicile by March 1?	<u>SEE EXPLANATION</u>
13. Will the Medicare Supplement Insurance Experience Exhibit be filed with the state of domicile and the NAIC by March 1?	<u>SEE EXPLANATION</u>
14. Will the Trusteed Surplus Statement be filed with the state of domicile and the NAIC by March 1?	<u>SEE EXPLANATION</u>
15. Will the actuarial opinion on participating and non-participating policies as required in Interrogatories 1 and 2 to Exhibit 5 be filed with the state of domicile and electronically with the NAIC by March 1?	<u>SEE EXPLANATION</u>
16. Will the actuarial opinion on non-guaranteed elements as required in interrogatory #3 to Exhibit 5 be filed with the state of domicile and electronically with the NAIC by March 1?	<u>YES</u>
17. Will the actuarial opinion on X-Factors be filed with the state of domicile and electronically with the NAIC by March 1?	<u>SEE EXPLANATION</u>
18. Will the actuarial opinion on Separate Accounts Funding Guaranteed Minimum Benefit be filed with the state of domicile and electronically with the NAIC by March 1?	<u>SEE EXPLANATION</u>
19. Will the actuarial opinion on Synthetic Guaranteed Investment Contracts be filed with the state of domicile and electronically with the NAIC by March 1?	<u>SEE EXPLANATION</u>
20. Will the Reasonableness of Assumptions Certification required by Actuarial Guideline XXXV be filed with the state of domicile and electronically with the NAIC by March 1?	<u>SEE EXPLANATION</u>
21. Will the Reasonableness and Consistency of Assumptions Certification required by Actuarial Guideline XXXV be filed with the state of domicile and electronically with the NAIC by March 1?	<u>YES</u>
22. Will the Reasonableness of Assumptions Certification for Implied Guaranteed Rate Method required by Actuarial Guideline XXXVI be filed with the state of domicile and electronically with the NAIC by March 1?	<u>SEE EXPLANATION</u>
23. Will the Reasonableness and Consistency of Assumptions Certification required by Actuarial Guideline XXXVI (Updated Average Market Value) be filed with the state of domicile and electronically with the NAIC by March 1?	<u>SEE EXPLANATION</u>
24. Will the Reasonableness and Consistency of Assumptions Certification required by Actuarial Guideline XXXVI (Updated Market Value) be filed with the state of domicile and electronically with the NAIC by March 1?	<u>SEE EXPLANATION</u>
25. Will the C-3 RBC Certifications required under C-3 Phase I be filed with the state of domicile and electronically with the NAIC by March 1?	<u>YES</u>
26. Will the C-3 RBC Certifications required under C-3 Phase II be filed with the state of domicile and electronically with the NAIC by March 1?	<u>YES</u>
27. Will the Actuarial Certifications Related to Annuity Nonforfeiture Ongoing Compliance for Equity Indexed Annuities be filed with the state of domicile and electronically with the NAIC by March 1?	<u>SEE EXPLANATION</u>
28. Will the actuarial opinion required by the Modified Guaranteed Annuity Model Regulation be filed with the state of domicile and electronically with the NAIC by March 1?	<u>SEE EXPLANATION</u>
29. Will the Actuarial Certifications Related to Hedging required by Actuarial Guideline XLIII be filed with the state of domicile and electronically with the NAIC by March 1?	<u>SEE EXPLANATION</u>
30. Will the Financial Officer Certification Related to Clearly Defined Hedging Strategy required by Actuarial Guideline XLIII be filed with the state of domicile and electronically with the NAIC by March 1?	<u>SEE EXPLANATION</u>
31. Will the Management Certification That the Valuation Reflects Management's Intent required by Actuarial Guideline XLIII be filed with the state of domicile and electronically with the NAIC by March 1?	<u>YES</u>
32. Will the Actuarial Certification Related to the Reserves required by Actuarial Guideline XLIII be filed with the state of domicile and electronically with the NAIC by March 1?	<u>YES</u>
33. Will the Actuarial Certification regarding the use of 2001 Preferred Class Tables required by the Model Regulation Permitting the Recognition of Preferred Mortality Tables for Use in Determining Minimum Reserve Liabilities be filed with the state of domicile and electronically with the NAIC by March 1?	<u>SEE EXPLANATION</u>
34. Will the Workers' Compensation Carve-Out Supplement be filed by March 1?	<u>SEE EXPLANATION</u>
35. Will Supplemental Schedule O be filed with the state of domicile and the NAIC by March 1?	<u>YES</u>
36. Will the Medicare Part D Coverage Supplement be filed with the state of domicile and the NAIC by March 1?	<u>SEE EXPLANATION</u>
37. Will an approval from the reporting entity's state of domicile for relief related to the five-year rotation requirement for lead audit partners be filed electronically with the NAIC by March 1?	<u>SEE EXPLANATION</u>
38. Will an approval from the reporting entity's state of domicile for relief related to the one-year cooling off period for independent CPA be filed electronically with the NAIC by March 1?	<u>SEE EXPLANATION</u>
39. Will an approval from the reporting entity's state of domicile for relief related to the Requirements for Audit Committees be filed electronically with the NAIC by March 1?	<u>SEE EXPLANATION</u>
APRIL FILING	
40. Will the Long-Term Care Experience Reporting Forms be filed with the state of domicile and the NAIC by April 1?	<u>SEE EXPLANATION</u>
41. Will the Interest-Sensitive Life Insurance Products Report Forms be filed with the state of domicile and the NAIC by April 1?	<u>SEE EXPLANATION</u>
42. Will the Credit Insurance Experience Exhibit be filed with the state of domicile and the NAIC by April 1?	<u>SEE EXPLANATION</u>
43. Will the Accident and Health Policy Experience Exhibit be filed by April 1?	<u>SEE EXPLANATION</u>
44. Will the Analysis of Annuity Operations by Lines of Business be filed with the state of domicile and the NAIC by April 1?	<u>YES</u>
45. Will the Analysis of Increase in Annuity Reserves During the Year be filed with the state of domicile and the NAIC by April 1?	<u>YES</u>
46. Will the Supplemental Health Care Exhibit (Parts 1, 2 and 3) be filed with the state of domicile and the NAIC by April 1?	<u>SEE EXPLANATION</u>
47. Will the regulator only (non-public) Supplemental Health Care Exhibit's Expense Allocation Report be filed with the state of domicile and the NAIC by April 1?	<u>SEE EXPLANATION</u>
AUGUST FILING	
48. Will Management's Report of Internal Control Over Financial Reporting be filed with the state of domicile by August 1?	<u>YES</u>

Annual Statement for the year 2012 of the **ANNUITY INVESTORS LIFE INSURANCE COMPANY**
SUPPLEMENTAL EXHIBITS AND SCHEDULES INTERROGATORIES

The following supplemental reports are required to be filed as part of your statement filing unless specifically waived by the domiciliary state. However, in the event that your domiciliary state waives the filing requirement, your response of WAIVED to the specific interrogatory will be accepted in lieu of filing a "NONE" report and a bar code will be printed below. If the supplement is required of your company but is not being filed for whatever reason enter SEE EXPLANATION and provide an explanation following the interrogatory questions.

EXPLANATIONS:

BAR CODE:

- 1.
- 2.
- 3.
- 4.
- 5.
- 6.
- 7.
- 8.
- 9.
- 10.
- 11.
- 12. NOT APPLICABLE  * 9 3 6 6 1 2 0 1 2 2 2 2 0 0 0 0 0 *
- 13. NOT APPLICABLE  * 9 3 6 6 1 2 0 1 2 4 2 0 0 0 0 0 0 *
- 14. NOT APPLICABLE  * 9 3 6 6 1 2 0 1 2 3 6 0 0 0 0 0 0 *
- 15. NOT APPLICABLE  * 9 3 6 6 1 2 0 1 2 4 9 0 0 0 0 0 0 *
- 16.  * 9 3 6 6 1 2 0 1 2 3 7 1 0 0 0 0 0 *
- 17. NOT APPLICABLE  * 9 3 6 6 1 2 0 1 2 4 4 2 0 0 0 0 0 *
- 18. NOT APPLICABLE  * 9 3 6 6 1 2 0 1 2 4 4 3 0 0 0 0 0 *
- 19. NOT APPLICABLE  * 9 3 6 6 1 2 0 1 2 4 4 4 0 0 0 0 0 *
- 20. NOT APPLICABLE  * 9 3 6 6 1 2 0 1 2 4 4 5 0 0 0 0 0 *
- 21.
- 22. NOT APPLICABLE  * 9 3 6 6 1 2 0 1 2 4 4 7 0 0 0 0 0 *
- 23. NOT APPLICABLE  * 9 3 6 6 1 2 0 1 2 4 4 8 0 0 0 0 0 *
- 24. NOT APPLICABLE  * 9 3 6 6 1 2 0 1 2 4 4 9 0 0 0 0 0 *
- 25.
- 26.

Annual Statement for the year 2012 of the **ANNUITY INVESTORS LIFE INSURANCE COMPANY**
SUPPLEMENTAL EXHIBITS AND SCHEDULES INTERROGATORIES

The following supplemental reports are required to be filed as part of your statement filing unless specifically waived by the domiciliary state. However, in the event that your domiciliary state waives the filing requirement, your response of WAIVED to the specific interrogatory will be accepted in lieu of filing a "NONE" report and a bar code will be printed below. If the supplement is required of your company but is not being filed for whatever reason enter SEE EXPLANATION and provide an explanation following the interrogatory questions.

27. NOT APPLICABLE



28. NOT APPLICABLE



29. NOT APPLICABLE



30. NOT APPLICABLE



31.

32.

33. NOT APPLICABLE



34. NOT APPLICABLE



35.

36. NOT APPLICABLE



37. NOT APPLICABLE



38. NOT APPLICABLE



39. NOT APPLICABLE



40. NOT APPLICABLE



41. NOT APPLICABLE



42. NOT APPLICABLE



43. NOT APPLICABLE



44.

45.

46. NOT APPLICABLE



47. NOT APPLICABLE



48.

Annual Statement for the year 2012 of the **ANNUITY INVESTORS LIFE INSURANCE COMPANY**
Overflow Page for Write-Ins

Additional Write-ins for Assets:

	Current Statement Date			4 December 31, Prior Year Net Admitted Assets
	1 Assets	2 Nonadmitted Assets	3 Net Admitted Assets (Cols. 1 - 2)	
2504. Receivable for marketing reallowance.....	239,024		239,024	208,580
2505. Other assets.....	21,500		21,500	
2597. Summary of remaining write-ins for Line 25.....	260,524	0	260,524	208,580

Additional Write-ins for Summary of Operations:

	1 Current Year	2 Prior Year
08.304 Miscellaneous income.....	393	75
08.397 Summary of remaining write-ins for Line 8.3.....	393	75

Annual Statement for the year 2012 of the **ANNUITY INVESTORS LIFE INSURANCE COMPANY**
Overflow Page for Write-Ins

Additional Write-ins for Analysis of Operations:

	1 Total	2 Industrial Life	Ordinary			6 Credit Life (Group and Individual)	Group		Accident and Health			12 Aggregate of All Other Lines of Business
			3 Life Insurance	4 Individual Annuities	5 Supplementary Contracts		7 Life Insurance(a)	8 Annuities	9 Group	10 Credit (Group and Individual)	11 Other	
08.304. Miscellaneous income.....	393			393								
08.397. Summary of remaining write-ins for Line 8.3.....	393	0	0	393	0	0	0	0	0	0	0	0



SCHEDULE O SUPPLEMENT

For the year ended December 31, 2012
(To Be Filed March 1)

Of The...ANNUITY INVESTORS LIFE INSURANCE COMPANY

Address (City, State, Zip Code)....Cincinnati, OH 45202

NAIC Group Code....0084

NAIC Company Code....93661

Employer's ID Number....31-1021738

SUPPLEMENTAL SCHEDULE O - PART 1

Development of Incurred Losses
(\$000 OMITTED)

Section A - Group Accident and Health

Year in Which Losses Were Incurred	Net Amounts Paid Policyholders				
	1 2008	2 2009	3 2010	4 2011	5 2012 (a)
1. Prior.....	NONE				
2. 2008.....	NONE				
3. 2009.....	XXX				
4. 2010.....	XXX	XXX			
5. 2011.....	XXX	XXX	XXX		
6. 2012.....	XXX	XXX	XXX	XXX	

Section B - Other Accident and Health

1. Prior.....					
2. 2008.....					
3. 2009.....	XXX	NONE			
4. 2010.....	XXX	XXX			
5. 2011.....	XXX	XXX	XXX		
6. 2012.....	XXX	XXX	XXX	XXX	

Section C - Credit Accident and Health

1. Prior.....					
2. 2008.....					
3. 2009.....	XXX	NONE			
4. 2010.....	XXX	XXX			
5. 2011.....	XXX	XXX	XXX		
6. 2012.....	XXX	XXX	XXX	XXX	

(a) See Paragraph 9 of the Annual Audited Financial Reports in the General section of the Annual Statement Instructions.

Sch. O-Pt. 2-Sn. A
NONE

Sch. O-Pt. 2-Sn. B
NONE

Sch. O-Pt. 2-Sn. C
NONE

Sch. O-Pt. 3-Sn. A
NONE

Sch. O-Pt. 3-Sn. B
NONE

Sch. O-Pt. 3-Sn. C
NONE

**SCHEDULE O SUPPLEMENT
SUPPLEMENTAL SCHEDULE O - PART 4**

Development of Incurred Losses
(\$000 OMITTED)

Section A - Group Accident and Health

Year in Which Losses Were Incurred	Sum of Net Cumulative Amount Paid Policyholders, Cost Containment Expenses, and Claim and Cost Containment Liability and Reserve Outstanding at End of Year				
	1 2008	2 2009	3 2010	4 2011	5 2012
1. 2008.....					
2. 2009.....	XXX				
3. 2010.....	XXX	XXX			
4. 2011.....	XXX	XXX	XXX		
5. 2012.....	XXX	XXX	XXX	XXX	

Section B - Other Accident and Health

1. 2008.....					
2. 2009.....	XXX				
3. 2010.....	XXX	XXX			
4. 2011.....	XXX	XXX	XXX		
5. 2012.....	XXX	XXX	XXX	XXX	

Section C - Credit Accident and Health

1. 2008.....					
2. 2009.....	XXX				
3. 2010.....	XXX	XXX			
4. 2011.....	XXX	XXX	XXX		
5. 2012.....	XXX	XXX	XXX	XXX	

SUPPLEMENTAL SCHEDULE O - PART 5

(\$000 OMITTED)

Reserve and Liability Methodology - Exhibits 6 and 8

Line of Business	1 Methodology	2 Amount
1. Industrial life.....		
2. Ordinary life.....		
3. Individual annuity.....	Standard Factor.....	6,107
4. Supplementary contracts.....		
5. Credit life.....		
6. Group life.....		
7. Group annuities.....		
8. Group accident and health.....		
9. Credit accident and health.....		
10. Other accident and health.....		
11. Total.....		6,107

**Sch. O-Pt. 1-Sn. D
NONE**

**Sch. O-Pt. 1-Sn. E
NONE**

**Sch. O-Pt. 1-Sn. F
NONE**

**Sch. O-Pt. 1-Sn. G
NONE**

**Sch. O-Pt. 2-Sn. D
NONE**

**Sch. O-Pt. 2-Sn. E
NONE**

**Sch. O-Pt. 2-Sn. F
NONE**

**Sch. O-Pt. 2-Sn. G
NONE**

**Sch. O-Pt. 3-Sn. D
NONE**

**Sch. O-Pt. 3-Sn. E
NONE**

**Sch. O-Pt. 3-Sn. F
NONE**

**Sch. O-Pt. 3-Sn. G
NONE**

**Sch. O-Pt. 4-Sn. D
NONE**

**Sch. O-Pt. 4-Sn. E
NONE**

**Sch. O-Pt. 4-Sn. F
NONE**

**Sch. O-Pt. 4-Sn. G
NONE**

**2012 ALPHABETICAL INDEX
LIFE ANNUAL STATEMENT BLANK**

Analysis of Increase in Reserves During The Year	7	Schedule D – Part 2 – Section 1	E11
Analysis of Operations By Lines of Business	6	Schedule D – Part 2 – Section 2	E12
Asset Valuation Reserve Default Component	30	Schedule D – Part 3	E13
Asset Valuation Reserve Equity	32	Schedule D – Part 4	E14
Asset Valuation Reserve Replications (Synthetic) Assets	35	Schedule D – Part 5	E15
Asset Valuation Reserve	29	Schedule D – Part 6 – Section 1	E16
Assets	2	Schedule D – Part 6 – Section 2	E16
Cash Flow	5	Schedule D – Summary By Country	SI04
Exhibit 1 – Part 1 – Premiums and Annuity Considerations for Life and Accident and Health Contracts	9	Schedule D – Verification Between Years	SI03
Exhibit 1 – Part 2 – Dividends and Coupons Applied, Reinsurance Commissions and Expense	10	Schedule DA – Part 1	E17
Exhibit 2 – General Expenses	11	Schedule DA – Verification Between Years	SI10
Exhibit 3 – Taxes, Licenses and Fees (Excluding Federal Income Taxes)	11	Schedule DB – Part A – Section 1	E18
Exhibit 4 – Dividends or Refunds	11	Schedule DB – Part A – Section 2	E19
Exhibit 5 – Aggregate Reserve for Life Contracts	12	Schedule DB – Part A – Verification Between Years	SI11
Exhibit 5 – Interrogatories	13	Schedule DB – Part B – Section 1	E20
Exhibit 5A – Changes in Bases of Valuation During The Year	13	Schedule DB – Part B – Section 2	E21
Exhibit 6 – Aggregate Reserves for Accident and Health Contracts	14	Schedule DB – Part B – Verification Between Years	SI11
Exhibit 7 – Deposit-Type Contracts	15	Schedule DB – Part C – Section 1	SI12
Exhibit 8 – Claims for Life and Accident and Health Contracts – Part 1	16	Schedule DB – Part C – Section 2	SI13
Exhibit 8 – Claims for Life and Accident and Health Contracts – Part 2	17	Schedule DB – Part D	E22
Exhibit of Capital Gains (Losses)	8	Schedule DB – Verification	SI14
Exhibit of Life Insurance	25	Schedule DL – Part 1	E23
Exhibit of Net Investment Income	8	Schedule DL – Part 2	E24
Exhibit of Nonadmitted Assets	18	Schedule E – Part 1 – Cash	E25
Exhibit of Number of Policies, Contracts, Certificates, Income Payable and Account Values	27	Schedule E – Part 2 – Cash Equivalents	E26
Five-Year Historical Data	22	Schedule E – Part 3 – Special Deposits	E27
Form for Calculating the Interest Maintenance Reserve (IMR)	28	Schedule E – Verification Between Years	SI15
General Interrogatories	20	Schedule F	36
Jurat Page	1	Schedule H – Accident and Health Exhibit – Part 1	37
Liabilities, Surplus and Other Funds	3	Schedule H – Part 2, Part 3 and Part 4	38
Life Insurance (State Page)	24	Schedule H – Part 5 – Health Claims	39
Notes To Financial Statements	19	Schedule S – Part 1 – Section 1	40
Overflow Page For Write-ins	56	Schedule S – Part 1 – Section 2	41
Schedule A – Part 1	E01	Schedule S – Part 2	42
Schedule A – Part 2	E02	Schedule S – Part 3 – Section 1	43
Schedule A – Part 3	E03	Schedule S – Part 3 – Section 2	44
Schedule A – Verification Between Years	SI02	Schedule S – Part 4	45
Schedule B – Part 1	E04	Schedule S – Part 5	46
Schedule B – Part 2	E05	Schedule S – Part 6	48
Schedule B – Part 3	E06	Schedule S – Part 7	49
Schedule B – Verification Between Years	SI02	Schedule T – Part 2 Interstate Compact	51
Schedule BA – Part 1	E07	Schedule T – Premiums and Annuity Considerations	50
Schedule BA – Part 2	E08	Schedule Y – Information Concerning Activities of Insurer Members of a Holding Company Group	52
Schedule BA – Part 3	E09	Schedule Y – Part 1A – Detail of Insurance Holding Company System	53
Schedule BA – Verification Between Years	SI03	Schedule Y – Part 2 – Summary of Insurer's Transactions With Any Affiliates	54
Schedule D – Part 1	E10	Summary Investment Schedule	SI01
Schedule D – Part 1A – Section 1	SI05	Summary of Operations	4
Schedule D – Part 1A – Section 2	SI08	Supplemental Exhibits and Schedules Interrogatories	55