



LIFE AND ACCIDENT AND HEALTH COMPANIES - ASSOCIATION EDITION

ANNUAL STATEMENT

FOR THE YEAR ENDED DECEMBER 31, 2012
OF THE CONDITION AND AFFAIRS OF THE

Motorists Life Insurance Company

NAIC Group Code 0291 0291 NAIC Company Code 66311 Employer's ID Number 31-0717055
(Current) (Prior)

Organized under the Laws of Ohio, State of Domicile or Port of Entry OH

Country of Domicile United States of America

Incorporated/Organized 10/27/1965 Commenced Business 01/24/1967

Statutory Home Office 471 East Broad Street, Columbus, OH, US 43215
(Street and Number) (City or Town, State, Country and Zip Code)

Main Administrative Office 471 East Broad Street
(Street and Number)
Columbus, OH, US 43215, 614-225-8211
(City or Town, State, Country and Zip Code) (Area Code) (Telephone Number)

Mail Address 471 East Broad Street, Columbus, OH, US 43215
(Street and Number or P.O. Box) (City or Town, State, Country and Zip Code)

Primary Location of Books and Records 471 East Broad Street
(Street and Number)
Columbus, OH, US 43215, 614-225-8211
(City or Town, State, Country and Zip Code) (Area Code) (Telephone Number)

Internet Website Address www.motoristslife.com

Statutory Statement Contact Peter Alan Hitchcock, 614-225-1477
(Name) (Area Code) (Telephone Number)
Pete.Hitchcock@motoristsgroup.com, 614-225-8365
(E-mail Address) (FAX Number)

OFFICERS

President David Lynn Kaufman Treasurer Michael Lee Wiseman
Secretary Susan Elizabeth Haack

OTHER

Douglas Lee Dodson Vice President Charles Arthur Wickert Vice President Peter Alan Hitchcock Vice President

DIRECTORS OR TRUSTEES

John Jacob Bishop Susan Elizabeth Haack David Lynn Kaufman
Michael Lee Wiseman

State of Ohio SS:
County of Franklin

The officers of this reporting entity being duly sworn, each depose and say that they are the described officers of said reporting entity, and that on the reporting period stated above, all of the herein described assets were the absolute property of the said reporting entity, free and clear from any liens or claims thereon, except as herein stated, and that this statement, together with related exhibits, schedules and explanations therein contained, annexed or referred to, is a full and true statement of all the assets and liabilities and of the condition and affairs of the said reporting entity as of the reporting period stated above, and of its income and deductions therefrom for the period ended, and have been completed in accordance with the NAIC Annual Statement Instructions and Accounting Practices and Procedures manual except to the extent that: (1) state law may differ; or, (2) that state rules or regulations require differences in reporting not related to accounting practices and procedures, according to the best of their information, knowledge and belief, respectively. Furthermore, the scope of this attestation by the described officers also includes the related corresponding electronic filing with the NAIC, when required, that is an exact copy (except for formatting differences due to electronic filing) of the enclosed statement. The electronic filing may be requested by various regulators in lieu of or in addition to the enclosed statement.

David L. Kaufman
President

Susan E. Haack
Secretary

Michael L. Wiseman
Treasurer

Subscribed and sworn to before me this
20th day of February, 2013

- a. Is this an original filing? Yes [] No [X]
b. If no,
1. State the amendment number.....1
2. Date filed09/20/2013
3. Number of pages attached..... 9



ANNUAL STATEMENT FOR THE YEAR 2012 OF THE MOTORISTS LIFE INSURANCE COMPANY

DIRECT BUSINESS IN THE STATE OF Alabama

DURING THE YEAR 2012

NAIC Group Code 0291

LIFE INSURANCE

NAIC Company Code 66311

DIRECT PREMIUMS AND ANNUITY CONSIDERATIONS	1	2	3	4	5
	Ordinary	Credit Life (Group and Individual)	Group	Industrial	Total
1. Life insurance	44,562				44,562
2. Annuity considerations					
3. Deposit-type contract funds		XXX		XXX	
4. Other considerations					
5. Totals (Sum of Lines 1 to 4)	44,562				44,562
DIRECT DIVIDENDS TO POLICYHOLDERS					
Life insurance:					
6.1 Paid in cash or left on deposit					
6.2 Applied to pay renewal premiums					
6.3 Applied to provide paid-up additions or shorten the endowment or premium-paying period	331				331
6.4 Other					
6.5 Totals (Sum of Lines 6.1 to 6.4)	331				331
Annuities:					
7.1 Paid in cash or left on deposit					
7.2 Applied to provide paid-up annuities					
7.3 Other					
7.4 Totals (Sum of Lines 7.1 to 7.3)					
8. Grand Totals (Lines 6.5 plus 7.4)	331				331
DIRECT CLAIMS AND BENEFITS PAID					
9. Death benefits	12,718				12,718
10. Matured endowments					
11. Annuity benefits					
12. Surrender values and withdrawals for life contracts	6,768				6,768
13. Aggregate write-ins for miscellaneous direct claims and benefits paid					
14. All other benefits, except accident and health					
15. Totals	19,486				19,486
DETAILS OF WRITE-INS					
1301.					
1302.					
1303.					
1398. Summary of Line 13 from overflow page					
1399. Totals (Lines 1301 thru 1303 plus 1398) (Line 13 above)					

DIRECT DEATH BENEFITS AND MATURED ENDOWMENTS INCURRED	Ordinary		Credit Life (Group and Individual)		Group		Industrial		Total	
	1	2	3	4	5	6	7	8	9	10
	No.	Amount	No. of Ind.Pols. & Gr. Certifs.	Amount	No. of Certifs.	Amount	No.	Amount	No.	Amount
16. Unpaid December 31, prior year	.1	10,000							.1	10,000
17. Incurred during current year	.3	12,718							.3	12,718
Settled during current year:										
18.1 By payment in full	.2	12,718							.2	12,718
18.2 By payment on compromised claims										
18.3 Totals paid	.2	12,718							.2	12,718
18.4 Reduction by compromise										
18.5 Amount rejected										
18.6 Total settlements	.2	12,718							.2	12,718
19. Unpaid Dec. 31, current year (16+17-18.6)	2	10,000							2	10,000
POLICY EXHIBIT										
20. In force December 31, prior year	89	4,728,395	(a)		No. of Policies				89	4,728,395
21. Issued during year	.4	185,300							.4	185,300
22. Other changes to in force (Net)	.1	106,621							.1	106,621
23. In force December 31 of current year	94	5,020,315	(a)						94	5,020,315

(a) Includes Individual Credit Life Insurance prior year \$ _____, current year \$ _____
 Includes Group Credit Life Insurance Loans less than or equal to 60 months at issue, prior year \$ _____, current year \$ _____
 Loans greater than 60 months at issue BUT NOT GREATER THAN 120 MONTHS, prior year \$ _____, current year \$ _____

ACCIDENT AND HEALTH INSURANCE

	1	2	3	4	5
	Direct Premiums	Direct Premiums Earned	Dividends Paid Or Credited On Direct Business	Direct Losses Paid	Direct Losses Incurred
24. Group Policies (b)					
24.1 Federal Employees Health Benefits Program premium (b)					
24.2 Credit (Group and Individual)					
24.3 Collectively renewable policies (b)					
24.4 Medicare Title XVIII exempt from state taxes or fees Other Individual Policies:					
25.1 Non-cancelable (b)					
25.2 Guaranteed renewable (b)					
25.3 Non-renewable for stated reasons only (b)					
25.4 Other accident only					
25.5 All other (b)					
25.6 Totals (sum of Lines 25.1 to 25.5)					
26. Totals (Lines 24 + 24.1 + 24.2 + 24.3 + 24.4 + 25.6)					

NONE

(b) For health business on indicated lines report: Number of persons insured under PPO managed care products _____ and number of persons insured under indemnity only products _____



ANNUAL STATEMENT FOR THE YEAR 2012 OF THE MOTORISTS LIFE INSURANCE COMPANY

DIRECT BUSINESS IN THE STATE OF Alaska

DURING THE YEAR 2012

NAIC Group Code 0291

LIFE INSURANCE

NAIC Company Code 66311

Table with 5 columns: 1 Ordinary, 2 Credit Life (Group and Individual), 3 Group, 4 Industrial, 5 Total. Rows include Direct Premiums and Annuity Considerations, Direct Dividends to Policyholders, and Direct Claims and Benefits Paid.

Table with 10 columns: 1 No., 2 Amount, 3 No. of Ind. Pols. & Gr. Certifs., 4 Amount, 5 No. of Certifs., 6 Amount, 7 No., 8 Amount, 9 No., 10 Amount. Rows include Unpaid December 31, prior year, Incurred during current year, and Policy Exhibit.

(a) Includes Individual Credit Life Insurance prior year \$, current year \$ Includes Group Credit Life Insurance Loans less than or equal to 60 months at issue, prior year \$, current year \$ Loans greater than 60 months at issue BUT NOT GREATER THAN 120 MONTHS, prior year \$, current year \$

ACCIDENT AND HEALTH INSURANCE

Table with 5 columns: 1 Direct Premiums, 2 Direct Premiums Earned, 3 Dividends Paid Or Credited On Direct Business, 4 Direct Losses Paid, 5 Direct Losses Incurred. Rows include Group Policies (b) and various sub-categories. A large 'NONE' watermark is overlaid on the table.

(b) For health business on indicated lines report: Number of persons insured under PPO managed care products and number of persons insured under indemnity only products



ANNUAL STATEMENT FOR THE YEAR 2012 OF THE MOTORISTS LIFE INSURANCE COMPANY

DIRECT BUSINESS IN THE STATE OF Arizona

DURING THE YEAR 2012

NAIC Group Code 0291

LIFE INSURANCE

NAIC Company Code 66311

DIRECT PREMIUMS AND ANNUITY CONSIDERATIONS	1	2	3	4	5
	Ordinary	Credit Life (Group and Individual)	Group	Industrial	Total
1. Life insurance	56,889				56,889
2. Annuity considerations	506				506
3. Deposit-type contract funds		XXX		XXX	
4. Other considerations					
5. Totals (Sum of Lines 1 to 4)	57,395				57,395
DIRECT DIVIDENDS TO POLICYHOLDERS					
Life insurance:					
6.1 Paid in cash or left on deposit					
6.2 Applied to pay renewal premiums					
6.3 Applied to provide paid-up additions or shorten the endowment or premium-paying period	2,195				2,195
6.4 Other					
6.5 Totals (Sum of Lines 6.1 to 6.4)	2,195				2,195
Annuities:					
7.1 Paid in cash or left on deposit					
7.2 Applied to provide paid-up annuities					
7.3 Other					
7.4 Totals (Sum of Lines 7.1 to 7.3)					
8. Grand Totals (Lines 6.5 plus 7.4)	2,195				2,195
DIRECT CLAIMS AND BENEFITS PAID					
9. Death benefits	5,781				5,781
10. Matured endowments					
11. Annuity benefits					
12. Surrender values and withdrawals for life contracts	21,634				21,634
13. Aggregate write-ins for miscellaneous direct claims and benefits paid					
14. All other benefits, except accident and health					
15. Totals	27,414				27,414
DETAILS OF WRITE-INS					
1301.					
1302.					
1303.					
1398. Summary of Line 13 from overflow page					
1399. Totals (Lines 1301 thru 1303 plus 1398) (Line 13 above)					

DIRECT DEATH BENEFITS AND MATURED ENDOWMENTS INCURRED	Ordinary		Credit Life (Group and Individual)		Group		Industrial		Total	
	1	2	3	4	5	6	7	8	9	10
	No.	Amount	No. of Ind.Pols. & Gr. Certifs.	Amount	No. of Certifs.	Amount	No.	Amount	No.	Amount
16. Unpaid December 31, prior year	2	5,521							2	5,521
17. Incurred during current year	1	259							1	259
Settled during current year:										
18.1 By payment in full	3	5,781							3	5,781
18.2 By payment on compromised claims										
18.3 Totals paid	3	5,781							3	5,781
18.4 Reduction by compromise										
18.5 Amount rejected										
18.6 Total settlements	3	5,781							3	5,781
19. Unpaid Dec. 31, current year (16+17-18.6)										
POLICY EXHIBIT										
20. In force December 31, prior year	116	8,039,598	(a)		No. of Policies				116	8,039,598
21. Issued during year	1	125,000							1	125,000
22. Other changes to in force (Net)	(3)	459,303							(3)	459,303
23. In force December 31 of current year	114	8,623,900	(a)						114	8,623,900

(a) Includes Individual Credit Life Insurance prior year \$ _____, current year \$ _____
 Includes Group Credit Life Insurance Loans less than or equal to 60 months at issue, prior year \$ _____, current year \$ _____
 Loans greater than 60 months at issue BUT NOT GREATER THAN 120 MONTHS, prior year \$ _____, current year \$ _____

ACCIDENT AND HEALTH INSURANCE

	1	2	3	4	5
	Direct Premiums	Direct Premiums Earned	Dividends Paid Or Credited On Direct Business	Direct Losses Paid	Direct Losses Incurred
24. Group Policies (b)					
24.1 Federal Employees Health Benefits Program premium (b)					
24.2 Credit (Group and Individual)					
24.3 Collectively renewable policies (b)					
24.4 Medicare Title XVIII exempt from state taxes or fees					
Other Individual Policies:					
25.1 Non-cancelable (b)					
25.2 Guaranteed renewable (b)					
25.3 Non-renewable for stated reasons only (b)					
25.4 Other accident only					
25.5 All other (b)					
25.6 Totals (sum of Lines 25.1 to 25.5)					
26. Totals (Lines 24 + 24.1 + 24.2 + 24.3 + 24.4 + 25.6)					

NONE

(b) For health business on indicated lines report: Number of persons insured under PPO managed care products _____ and number of persons insured under indemnity only products _____



ANNUAL STATEMENT FOR THE YEAR 2012 OF THE MOTORISTS LIFE INSURANCE COMPANY

DIRECT BUSINESS IN THE STATE OF Arkansas

DURING THE YEAR 2012

NAIC Group Code 0291

LIFE INSURANCE

NAIC Company Code 66311

DIRECT PREMIUMS AND ANNUITY CONSIDERATIONS	1	2	3	4	5
	Ordinary	Credit Life (Group and Individual)	Group	Industrial	Total
1. Life insurance	16,184				16,184
2. Annuity considerations					
3. Deposit-type contract funds		XXX		XXX	
4. Other considerations					
5. Totals (Sum of Lines 1 to 4)	16,184				16,184
DIRECT DIVIDENDS TO POLICYHOLDERS					
Life insurance:					
6.1 Paid in cash or left on deposit					
6.2 Applied to pay renewal premiums					
6.3 Applied to provide paid-up additions or shorten the endowment or premium-paying period	392				392
6.4 Other					
6.5 Totals (Sum of Lines 6.1 to 6.4)	392				392
Annuities:					
7.1 Paid in cash or left on deposit					
7.2 Applied to provide paid-up annuities					
7.3 Other					
7.4 Totals (Sum of Lines 7.1 to 7.3)					
8. Grand Totals (Lines 6.5 plus 7.4)	392				392
DIRECT CLAIMS AND BENEFITS PAID					
9. Death benefits					
10. Matured endowments					
11. Annuity benefits	3,766				3,766
12. Surrender values and withdrawals for life contracts	(439)				(439)
13. Aggregate write-ins for miscellaneous direct claims and benefits paid					
14. All other benefits, except accident and health					
15. Totals	3,327				3,327
DETAILS OF WRITE-INS					
1301.					
1302.					
1303.					
1398. Summary of Line 13 from overflow page					
1399. Totals (Lines 1301 thru 1303 plus 1398) (Line 13 above)					

DIRECT DEATH BENEFITS AND MATURED ENDOWMENTS INCURRED	Ordinary		Credit Life (Group and Individual)		Group		Industrial		Total	
	1	2	3	4	5	6	7	8	9	10
	No.	Amount	No. of Ind.Pols. & Gr. Certifs.	Amount	No. of Certifs.	Amount	No.	Amount	No.	Amount
16. Unpaid December 31, prior year										
17. Incurred during current year										
Settled during current year:										
18.1 By payment in full										
18.2 By payment on compromised claims										
18.3 Totals paid										
18.4 Reduction by compromise										
18.5 Amount rejected										
18.6 Total settlements										
19. Unpaid Dec. 31, current year (16+17-18.6)										
POLICY EXHIBIT										
20. In force December 31, prior year	31	1,099,382	(a)		No. of Policies				31	1,099,382
21. Issued during year	1	3,500							1	3,500
22. Other changes to in force (Net)	5	44,691							5	44,691
23. In force December 31 of current year	37	1,147,573	(a)						37	1,147,573

(a) Includes Individual Credit Life Insurance prior year \$ _____, current year \$ _____
 Includes Group Credit Life Insurance Loans less than or equal to 60 months at issue, prior year \$ _____, current year \$ _____
 Loans greater than 60 months at issue BUT NOT GREATER THAN 120 MONTHS, prior year \$ _____, current year \$ _____

ACCIDENT AND HEALTH INSURANCE

	1	2	3	4	5
	Direct Premiums	Direct Premiums Earned	Dividends Paid Or Credited On Direct Business	Direct Losses Paid	Direct Losses Incurred
24. Group Policies (b)					
24.1 Federal Employees Health Benefits Program premium (b)					
24.2 Credit (Group and Individual)					
24.3 Collectively renewable policies (b)					
24.4 Medicare Title XVIII exempt from state taxes or fees					
Other Individual Policies:					
25.1 Non-cancelable (b)					
25.2 Guaranteed renewable (b)					
25.3 Non-renewable for stated reasons only (b)					
25.4 Other accident only					
25.5 All other (b)					
25.6 Totals (sum of Lines 25.1 to 25.5)					
26. Totals (Lines 24 + 24.1 + 24.2 + 24.3 + 24.4 + 25.6)					

NONE

(b) For health business on indicated lines report: Number of persons insured under PPO managed care products _____ and number of persons insured under indemnity only products _____



ANNUAL STATEMENT FOR THE YEAR 2012 OF THE MOTORISTS LIFE INSURANCE COMPANY

DIRECT BUSINESS IN THE STATE OF California

DURING THE YEAR 2012

NAIC Group Code 0291

LIFE INSURANCE

NAIC Company Code 66311

DIRECT PREMIUMS AND ANNUITY CONSIDERATIONS	1	2	3	4	5
	Ordinary	Credit Life (Group and Individual)	Group	Industrial	Total
1. Life insurance	55,029				55,029
2. Annuity considerations					
3. Deposit-type contract funds		XXX		XXX	
4. Other considerations					
5. Totals (Sum of Lines 1 to 4)	55,029				55,029
DIRECT DIVIDENDS TO POLICYHOLDERS					
Life insurance:					
6.1 Paid in cash or left on deposit					
6.2 Applied to pay renewal premiums	1,561				1,561
6.3 Applied to provide paid-up additions or shorten the endowment or premium-paying period	510				510
6.4 Other					
6.5 Totals (Sum of Lines 6.1 to 6.4)	2,070				2,070
Annuities:					
7.1 Paid in cash or left on deposit					
7.2 Applied to provide paid-up annuities					
7.3 Other					
7.4 Totals (Sum of Lines 7.1 to 7.3)					
8. Grand Totals (Lines 6.5 plus 7.4)	2,070				2,070
DIRECT CLAIMS AND BENEFITS PAID					
9. Death benefits					
10. Matured endowments					
11. Annuity benefits	2,400				2,400
12. Surrender values and withdrawals for life contracts	9,252				9,252
13. Aggregate write-ins for miscellaneous direct claims and benefits paid					
14. All other benefits, except accident and health					
15. Totals	11,652				11,652
DETAILS OF WRITE-INS					
1301.					
1302.					
1303.					
1398. Summary of Line 13 from overflow page					
1399. Totals (Lines 1301 thru 1303 plus 1398) (Line 13 above)					

DIRECT DEATH BENEFITS AND MATURED ENDOWMENTS INCURRED	Ordinary		Credit Life (Group and Individual)		Group		Industrial		Total	
	1	2	3	4	5	6	7	8	9	10
	No.	Amount	No. of Ind.Pols. & Gr. Certifs.	Amount	No. of Certifs.	Amount	No.	Amount	No.	Amount
16. Unpaid December 31, prior year										
17. Incurred during current year										
Settled during current year:										
18.1 By payment in full										
18.2 By payment on compromised claims										
18.3 Totals paid										
18.4 Reduction by compromise										
18.5 Amount rejected										
18.6 Total settlements										
19. Unpaid Dec. 31, current year (16+17-18.6)										
POLICY EXHIBIT										
20. In force December 31, prior year	122	9,793,043	(a)		No. of Policies				122	9,793,043
21. Issued during year										
22. Other changes to in force (Net)	18	914,112							18	914,112
23. In force December 31 of current year	140	10,707,154	(a)						140	10,707,154

(a) Includes Individual Credit Life Insurance prior year \$ _____, current year \$ _____
 Includes Group Credit Life Insurance Loans less than or equal to 60 months at issue, prior year \$ _____, current year \$ _____
 Loans greater than 60 months at issue BUT NOT GREATER THAN 120 MONTHS, prior year \$ _____, current year \$ _____

ACCIDENT AND HEALTH INSURANCE

	1	2	3	4	5
	Direct Premiums	Direct Premiums Earned	Dividends Paid Or Credited On Direct Business	Direct Losses Paid	Direct Losses Incurred
24. Group Policies (b)					
24.1 Federal Employees Health Benefits Program premium (b)					
24.2 Credit (Group and Individual)					
24.3 Collectively renewable policies (b)					
24.4 Medicare Title XVIII exempt from state taxes or fees Other Individual Policies:					
25.1 Non-cancelable (b)					
25.2 Guaranteed renewable (b)					
25.3 Non-renewable for stated reasons only (b)					
25.4 Other accident only					
25.5 All other (b)					
25.6 Totals (sum of Lines 25.1 to 25.5)					
26. Totals (Lines 24 + 24.1 + 24.2 + 24.3 + 24.4 + 25.6)					

NONE

(b) For health business on indicated lines report: Number of persons insured under PPO managed care products _____ and number of persons
 insured under indemnity only products _____



ANNUAL STATEMENT FOR THE YEAR 2012 OF THE MOTORISTS LIFE INSURANCE COMPANY

DIRECT BUSINESS IN THE STATE OF Colorado

DURING THE YEAR 2012

NAIC Group Code 0291

LIFE INSURANCE

NAIC Company Code 66311

DIRECT PREMIUMS AND ANNUITY CONSIDERATIONS	1	2	3	4	5
	Ordinary	Credit Life (Group and Individual)	Group	Industrial	Total
1. Life insurance	10,763				10,763
2. Annuity considerations	35,000				35,000
3. Deposit-type contract funds		XXX		XXX	
4. Other considerations					
5. Totals (Sum of Lines 1 to 4)	45,763				45,763
DIRECT DIVIDENDS TO POLICYHOLDERS					
Life insurance:					
6.1 Paid in cash or left on deposit					
6.2 Applied to pay renewal premiums					
6.3 Applied to provide paid-up additions or shorten the endowment or premium-paying period	520				520
6.4 Other					
6.5 Totals (Sum of Lines 6.1 to 6.4)	520				520
Annuities:					
7.1 Paid in cash or left on deposit					
7.2 Applied to provide paid-up annuities					
7.3 Other					
7.4 Totals (Sum of Lines 7.1 to 7.3)					
8. Grand Totals (Lines 6.5 plus 7.4)	520				520
DIRECT CLAIMS AND BENEFITS PAID					
9. Death benefits	10,000				10,000
10. Matured endowments					
11. Annuity benefits					
12. Surrender values and withdrawals for life contracts	(2,469)				(2,469)
13. Aggregate write-ins for miscellaneous direct claims and benefits paid					
14. All other benefits, except accident and health					
15. Totals	7,531				7,531
DETAILS OF WRITE-INS					
1301.					
1302.					
1303.					
1398. Summary of Line 13 from overflow page					
1399. Totals (Lines 1301 thru 1303 plus 1398) (Line 13 above)					

DIRECT DEATH BENEFITS AND MATURED ENDOWMENTS INCURRED	Ordinary		Credit Life (Group and Individual)		Group		Industrial		Total	
	1	2	3	4	5	6	7	8	9	10
	No.	Amount	No. of Ind.Pols. & Gr. Certifs.	Amount	No. of Certifs.	Amount	No.	Amount	No.	Amount
16. Unpaid December 31, prior year										
17. Incurred during current year	1	10,000							1	10,000
Settled during current year:										
18.1 By payment in full	1	10,000							1	10,000
18.2 By payment on compromised claims										
18.3 Totals paid	1	10,000							1	10,000
18.4 Reduction by compromise										
18.5 Amount rejected										
18.6 Total settlements	1	10,000							1	10,000
19. Unpaid Dec. 31, current year (16+17-18.6)										
POLICY EXHIBIT										
20. In force December 31, prior year	48	4,450,398	(a)		No. of Policies				48	4,450,398
21. Issued during year	1	200,000							1	200,000
22. Other changes to in force (Net)		(1,646,633)								(1,646,633)
23. In force December 31 of current year	49	3,003,766	(a)						49	3,003,766

(a) Includes Individual Credit Life Insurance prior year \$ _____, current year \$ _____
Includes Group Credit Life Insurance Loans less than or equal to 60 months at issue, prior year \$ _____, current year \$ _____
Loans greater than 60 months at issue BUT NOT GREATER THAN 120 MONTHS, prior year \$ _____, current year \$ _____

ACCIDENT AND HEALTH INSURANCE

	1	2	3	4	5
	Direct Premiums	Direct Premiums Earned	Dividends Paid Or Credited On Direct Business	Direct Losses Paid	Direct Losses Incurred
24. Group Policies (b)					
24.1 Federal Employees Health Benefits Program premium (b)					
24.2 Credit (Group and Individual)					
24.3 Collectively renewable policies (b)					
24.4 Medicare Title XVIII exempt from state taxes or fees Other Individual Policies:					
25.1 Non-cancelable (b)					
25.2 Guaranteed renewable (b)					
25.3 Non-renewable for stated reasons only (b)					
25.4 Other accident only					
25.5 All other (b)					
25.6 Totals (sum of Lines 25.1 to 25.5)					
26. Totals (Lines 24 + 24.1 + 24.2 + 24.3 + 24.4 + 25.6)					

NONE

(b) For health business on indicated lines report: Number of persons insured under PPO managed care products _____ and number of persons insured under indemnity only products _____



ANNUAL STATEMENT FOR THE YEAR 2012 OF THE MOTORISTS LIFE INSURANCE COMPANY

DIRECT BUSINESS IN THE STATE OF Connecticut

DURING THE YEAR 2012

NAIC Group Code 0291

LIFE INSURANCE

NAIC Company Code 66311

Table with 5 columns: 1 Ordinary, 2 Credit Life (Group and Individual), 3 Group, 4 Industrial, 5 Total. Rows include: DIRECT PREMIUMS AND ANNUITY CONSIDERATIONS, DIRECT DIVIDENDS TO POLICYHOLDERS, DIRECT CLAIMS AND BENEFITS PAID, DETAILS OF WRITE-INS.

Table with 10 columns: 1 No., 2 Amount, 3 No. of Ind.Pols. & Gr. Certifs., 4 Amount, 5 No. of Certifs., 6 Amount, 7 No., 8 Amount, 9 No., 10 Amount. Rows include: DIRECT DEATH BENEFITS AND MATURED ENDOWMENTS INCURRED, POLICY EXHIBIT.

(a) Includes Individual Credit Life Insurance prior year \$, current year \$ Includes Group Credit Life Insurance Loans less than or equal to 60 months at issue, prior year \$, current year \$ Loans greater than 60 months at issue BUT NOT GREATER THAN 120 MONTHS, prior year \$, current year \$

ACCIDENT AND HEALTH INSURANCE

Table with 5 columns: 1 Direct Premiums, 2 Direct Premiums Earned, 3 Dividends Paid Or Credited On Direct Business, 4 Direct Losses Paid, 5 Direct Losses Incurred. Rows include: 24. Group Policies (b), 24.1 Federal Employees Health Benefits Program premium (b), 24.2 Credit (Group and Individual), 24.3 Collectively renewable policies (b), 24.4 Medicare Title XVIII exempt from state taxes or fees, 24.5 Other Individual Policies, 25.1 Non-cancelable (b), 25.2 Guaranteed renewable (b), 25.3 Non-renewable for stated reasons only (b), 25.4 Other accident only, 25.5 All other (b), 25.6 Totals (sum of Lines 25.1 to 25.5), 26. Totals (Lines 24 + 24.1 + 24.2 + 24.3 + 24.4 + 25.6). Large 'NONE' watermark is present.

(b) For health business on indicated lines report: Number of persons insured under PPO managed care products and number of persons insured under indemnity only products



ANNUAL STATEMENT FOR THE YEAR 2012 OF THE MOTORISTS LIFE INSURANCE COMPANY

DIRECT BUSINESS IN THE STATE OF Delaware

DURING THE YEAR 2012

NAIC Group Code 0291

LIFE INSURANCE

NAIC Company Code 66311

DIRECT PREMIUMS AND ANNUITY CONSIDERATIONS	1	2	3	4	5
	Ordinary	Credit Life (Group and Individual)	Group	Industrial	Total
1. Life insurance	12,056				12,056
2. Annuity considerations					
3. Deposit-type contract funds		XXX		XXX	
4. Other considerations					
5. Totals (Sum of Lines 1 to 4)	12,056				12,056
DIRECT DIVIDENDS TO POLICYHOLDERS					
Life insurance:					
6.1 Paid in cash or left on deposit					
6.2 Applied to pay renewal premiums					
6.3 Applied to provide paid-up additions or shorten the endowment or premium-paying period	351				351
6.4 Other					
6.5 Totals (Sum of Lines 6.1 to 6.4)	351				351
Annuities:					
7.1 Paid in cash or left on deposit					
7.2 Applied to provide paid-up annuities					
7.3 Other					
7.4 Totals (Sum of Lines 7.1 to 7.3)					
8. Grand Totals (Lines 6.5 plus 7.4)	351				351
DIRECT CLAIMS AND BENEFITS PAID					
9. Death benefits					
10. Matured endowments					
11. Annuity benefits	5,929				5,929
12. Surrender values and withdrawals for life contracts	34,878				34,878
13. Aggregate write-ins for miscellaneous direct claims and benefits paid					
14. All other benefits, except accident and health					
15. Totals	40,807				40,807
DETAILS OF WRITE-INS					
1301.					
1302.					
1303.					
1398. Summary of Line 13 from overflow page					
1399. Totals (Lines 1301 thru 1303 plus 1398) (Line 13 above)					

DIRECT DEATH BENEFITS AND MATURED ENDOWMENTS INCURRED	Ordinary		Credit Life (Group and Individual)		Group		Industrial		Total	
	1	2	3	4	5	6	7	8	9	10
	No.	Amount	No. of Ind.Pols. & Gr. Certifs.	Amount	No. of Certifs.	Amount	No.	Amount	No.	Amount
16. Unpaid December 31, prior year										
17. Incurred during current year										
Settled during current year:										
18.1 By payment in full										
18.2 By payment on compromised claims										
18.3 Totals paid										
18.4 Reduction by compromise										
18.5 Amount rejected										
18.6 Total settlements										
19. Unpaid Dec. 31, current year (16+17-18.6)										
POLICY EXHIBIT										
20. In force December 31, prior year	29	1,621,698	(a)		No. of Policies				29	1,621,698
21. Issued during year										
22. Other changes to in force (Net)	(2)	(105,164)							(2)	(105,164)
23. In force December 31 of current year	27	1,516,534	(a)						27	1,516,534

(a) Includes Individual Credit Life Insurance prior year \$ _____, current year \$ _____
 Includes Group Credit Life Insurance Loans less than or equal to 60 months at issue, prior year \$ _____, current year \$ _____
 Loans greater than 60 months at issue BUT NOT GREATER THAN 120 MONTHS, prior year \$ _____, current year \$ _____

ACCIDENT AND HEALTH INSURANCE

	1	2	3	4	5
	Direct Premiums	Direct Premiums Earned	Dividends Paid Or Credited On Direct Business	Direct Losses Paid	Direct Losses Incurred
24. Group Policies (b)					
24.1 Federal Employees Health Benefits Program premium (b)					
24.2 Credit (Group and Individual)					
24.3 Collectively renewable policies (b)					
24.4 Medicare Title XVIII exempt from state taxes or fees Other Individual Policies:					
25.1 Non-cancelable (b)					
25.2 Guaranteed renewable (b)					
25.3 Non-renewable for stated reasons only (b)					
25.4 Other accident only					
25.5 All other (b)					
25.6 Totals (sum of Lines 25.1 to 25.5)					
26. Totals (Lines 24 + 24.1 + 24.2 + 24.3 + 24.4 + 25.6)					

NONE

(b) For health business on indicated lines report: Number of persons insured under PPO managed care products _____ and number of persons
 insured under indemnity only products _____



ANNUAL STATEMENT FOR THE YEAR 2012 OF THE MOTORISTS LIFE INSURANCE COMPANY

DIRECT BUSINESS IN THE STATE OF District of Columbia

DURING THE YEAR 2012

NAIC Group Code 0291

LIFE INSURANCE

NAIC Company Code 66311

Table with 5 columns: 1 Ordinary, 2 Credit Life (Group and Individual), 3 Group, 4 Industrial, 5 Total. Rows include: DIRECT PREMIUMS AND ANNUITY CONSIDERATIONS, DIRECT DIVIDENDS TO POLICYHOLDERS, DIRECT CLAIMS AND BENEFITS PAID, DETAILS OF WRITE-INS.

Table with 10 columns: 1 No., 2 Amount, 3 No. of Ind.Pols. & Gr. Certifs., 4 Amount, 5 No. of Certifs., 6 Amount, 7 No., 8 Amount, 9 No., 10 Amount. Rows include: DIRECT DEATH BENEFITS AND MATURED ENDOWMENTS INCURRED, POLICY EXHIBIT.

(a) Includes Individual Credit Life Insurance prior year \$, current year \$ Includes Group Credit Life Insurance Loans less than or equal to 60 months at issue, prior year \$, current year \$ Loans greater than 60 months at issue BUT NOT GREATER THAN 120 MONTHS, prior year \$, current year \$

ACCIDENT AND HEALTH INSURANCE

Table with 5 columns: 1 Direct Premiums, 2 Direct Premiums Earned, 3 Dividends Paid Or Credited On Direct Business, 4 Direct Losses Paid, 5 Direct Losses Incurred. Rows include: 24. Group Policies (b), 24.1 Federal Employees Health Benefits Program premium (b), 24.2 Credit (Group and Individual), 24.3 Collectively renewable policies (b), 24.4 Medicare Title XVIII exempt from state taxes or fees, 24.5 Other Individual Policies, 25.1 Non-cancelable (b), 25.2 Guaranteed renewable (b), 25.3 Non-renewable for stated reasons only (b), 25.4 Other accident only, 25.5 All other (b), 25.6 Totals (sum of Lines 25.1 to 25.5), 26. Totals (Lines 24 + 24.1 + 24.2 + 24.3 + 24.4 + 25.6). Large 'NONE' watermark is present.

(b) For health business on indicated lines report: Number of persons insured under PPO managed care products and number of persons insured under indemnity only products



ANNUAL STATEMENT FOR THE YEAR 2012 OF THE MOTORISTS LIFE INSURANCE COMPANY

DIRECT BUSINESS IN THE STATE OF Florida

DURING THE YEAR 2012

NAIC Group Code 0291

LIFE INSURANCE

NAIC Company Code 66311

Table with 5 columns: 1 Ordinary, 2 Credit Life (Group and Individual), 3 Group, 4 Industrial, 5 Total. Rows include Direct Premiums and Annuity Considerations, Direct Dividends to Policyholders, and Direct Claims and Benefits Paid.

Table with 10 columns: 1 No., 2 Amount, 3 No. of Ind. Pols. & Gr. Certifs., 4 Amount, 5 No. of Certifs., 6 Amount, 7 No., 8 Amount, 9 No., 10 Amount. Rows include Direct Death Benefits and Matured Endowments Incurred and Policy Exhibit.

(a) Includes Individual Credit Life Insurance prior year \$, current year \$ Includes Group Credit Life Insurance Loans less than or equal to 60 months at issue, prior year \$, current year \$ Loans greater than 60 months at issue BUT NOT GREATER THAN 120 MONTHS, prior year \$, current year \$

ACCIDENT AND HEALTH INSURANCE

Table with 5 columns: 1 Direct Premiums, 2 Direct Premiums Earned, 3 Dividends Paid Or Credited On Direct Business, 4 Direct Losses Paid, 5 Direct Losses Incurred. Rows include Group Policies (b) and various sub-categories. A large 'NONE' watermark is overlaid on the table.

(b) For health business on indicated lines report: Number of persons insured under PPO managed care products and number of persons insured under indemnity only products



ANNUAL STATEMENT FOR THE YEAR 2012 OF THE MOTORISTS LIFE INSURANCE COMPANY

DIRECT BUSINESS IN THE STATE OF Georgia

DURING THE YEAR 2012

NAIC Group Code 0291

LIFE INSURANCE

NAIC Company Code 66311

DIRECT PREMIUMS AND ANNUITY CONSIDERATIONS	1	2	3	4	5
	Ordinary	Credit Life (Group and Individual)	Group	Industrial	Total
1. Life insurance	984,916				984,916
2. Annuity considerations	34,420				34,420
3. Deposit-type contract funds		XXX		XXX	
4. Other considerations					
5. Totals (Sum of Lines 1 to 4)	1,019,336				1,019,336
DIRECT DIVIDENDS TO POLICYHOLDERS					
Life insurance:					
6.1 Paid in cash or left on deposit	9				9
6.2 Applied to pay renewal premiums	151				151
6.3 Applied to provide paid-up additions or shorten the endowment or premium-paying period	3,381				3,381
6.4 Other					
6.5 Totals (Sum of Lines 6.1 to 6.4)	3,541				3,541
Annuities:					
7.1 Paid in cash or left on deposit					
7.2 Applied to provide paid-up annuities					
7.3 Other					
7.4 Totals (Sum of Lines 7.1 to 7.3)					
8. Grand Totals (Lines 6.5 plus 7.4)	3,541				3,541
DIRECT CLAIMS AND BENEFITS PAID					
9. Death benefits	345,748				345,748
10. Matured endowments					
11. Annuity benefits					
12. Surrender values and withdrawals for life contracts	62,540				62,540
13. Aggregate write-ins for miscellaneous direct claims and benefits paid					
14. All other benefits, except accident and health					
15. Totals	408,288				408,288
DETAILS OF WRITE-INS					
1301.					
1302.					
1303.					
1398. Summary of Line 13 from overflow page					
1399. Totals (Lines 1301 thru 1303 plus 1398) (Line 13 above)					

DIRECT DEATH BENEFITS AND MATURED ENDOWMENTS INCURRED	Ordinary		Credit Life (Group and Individual)		Group		Industrial		Total	
	1	2	3	4	5	6	7	8	9	10
	No.	Amount	No. of Ind.Pols. & Gr. Certifs.	Amount	No. of Certifs.	Amount	No.	Amount	No.	Amount
16. Unpaid December 31, prior year	2	18,000							2	18,000
17. Incurred during current year	35	412,953							35	412,953
Settled during current year:										
18.1 By payment in full	29	345,748							29	345,748
18.2 By payment on compromised claims										
18.3 Totals paid	29	345,748							29	345,748
18.4 Reduction by compromise										
18.5 Amount rejected	1	50,000							1	50,000
18.6 Total settlements	30	395,748							30	395,748
19. Unpaid Dec. 31, current year (16+17-18.6)	7	35,205							7	35,205
POLICY EXHIBIT										
20. In force December 31, prior year	1,817	64,074,386	(a)		No. of Policies				1,817	64,074,386
21. Issued during year	258	9,774,788							258	9,774,788
22. Other changes to in force (Net)	(187)	(6,833,215)							(187)	(6,833,215)
23. In force December 31 of current year	1,888	67,015,960	(a)						1,888	67,015,960

(a) Includes Individual Credit Life Insurance prior year \$ _____, current year \$ _____
 Includes Group Credit Life Insurance Loans less than or equal to 60 months at issue, prior year \$ _____, current year \$ _____
 Loans greater than 60 months at issue BUT NOT GREATER THAN 120 MONTHS, prior year \$ _____, current year \$ _____

ACCIDENT AND HEALTH INSURANCE

	1	2	3	4	5
	Direct Premiums	Direct Premiums Earned	Dividends Paid Or Credited On Direct Business	Direct Losses Paid	Direct Losses Incurred
24. Group Policies (b)					
24.1 Federal Employees Health Benefits Program premium (b)					
24.2 Credit (Group and Individual)					
24.3 Collectively renewable policies (b)					
24.4 Medicare Title XVIII exempt from state taxes or fees					
Other Individual Policies:					
25.1 Non-cancelable (b)					
25.2 Guaranteed renewable (b)					
25.3 Non-renewable for stated reasons only (b)					
25.4 Other accident only					
25.5 All other (b)					
25.6 Totals (sum of Lines 25.1 to 25.5)					
26. Totals (Lines 24 + 24.1 + 24.2 + 24.3 + 24.4 + 25.6)					

NONE

(b) For health business on indicated lines report: Number of persons insured under PPO managed care products _____ and number of persons insured under indemnity only products _____



ANNUAL STATEMENT FOR THE YEAR 2012 OF THE MOTORISTS LIFE INSURANCE COMPANY

DIRECT BUSINESS IN THE STATE OF Hawaii

DURING THE YEAR 2012

NAIC Group Code 0291

LIFE INSURANCE

NAIC Company Code 66311

DIRECT PREMIUMS AND ANNUITY CONSIDERATIONS	1	2	3	4	5
	Ordinary	Credit Life (Group and Individual)	Group	Industrial	Total
1. Life insurance	6,674				6,674
2. Annuity considerations					
3. Deposit-type contract funds		XXX		XXX	
4. Other considerations					
5. Totals (Sum of Lines 1 to 4)	6,674				6,674
DIRECT DIVIDENDS TO POLICYHOLDERS					
Life insurance:					
6.1 Paid in cash or left on deposit					
6.2 Applied to pay renewal premiums					
6.3 Applied to provide paid-up additions or shorten the endowment or premium-paying period					
6.4 Other					
6.5 Totals (Sum of Lines 6.1 to 6.4)					
Annuities:					
7.1 Paid in cash or left on deposit					
7.2 Applied to provide paid-up annuities					
7.3 Other					
7.4 Totals (Sum of Lines 7.1 to 7.3)					
8. Grand Totals (Lines 6.5 plus 7.4)					
DIRECT CLAIMS AND BENEFITS PAID					
9. Death benefits					
10. Matured endowments					
11. Annuity benefits					
12. Surrender values and withdrawals for life contracts					
13. Aggregate write-ins for miscellaneous direct claims and benefits paid					
14. All other benefits, except accident and health					
15. Totals					
DETAILS OF WRITE-INS					
1301.					
1302.					
1303.					
1398. Summary of Line 13 from overflow page					
1399. Totals (Lines 1301 thru 1303 plus 1398) (Line 13 above)					

DIRECT DEATH BENEFITS AND MATURED ENDOWMENTS INCURRED	Ordinary		Credit Life (Group and Individual)		Group		Industrial		Total	
	1	2	3	4	5	6	7	8	9	10
	No.	Amount	No. of Ind.Pols. & Gr. Certifs.	Amount	No. of Certifs.	Amount	No.	Amount	No.	Amount
16. Unpaid December 31, prior year										
17. Incurred during current year										
Settled during current year:										
18.1 By payment in full										
18.2 By payment on compromised claims										
18.3 Totals paid										
18.4 Reduction by compromise										
18.5 Amount rejected										
18.6 Total settlements										
19. Unpaid Dec. 31, current year (16+17-18.6)										
POLICY EXHIBIT										
20. In force December 31, prior year	7	1,169,793	(a)		No. of Policies				7	1,169,793
21. Issued during year										
22. Other changes to in force (Net)		15,207								15,207
23. In force December 31 of current year	7	1,185,000	(a)						7	1,185,000

(a) Includes Individual Credit Life Insurance prior year \$ _____, current year \$ _____
 Includes Group Credit Life Insurance Loans less than or equal to 60 months at issue, prior year \$ _____, current year \$ _____
 Loans greater than 60 months at issue BUT NOT GREATER THAN 120 MONTHS, prior year \$ _____, current year \$ _____

ACCIDENT AND HEALTH INSURANCE

	1	2	3	4	5
	Direct Premiums	Direct Premiums Earned	Dividends Paid Or Credited On Direct Business	Direct Losses Paid	Direct Losses Incurred
24. Group Policies (b)					
24.1 Federal Employees Health Benefits Program premium (b)					
24.2 Credit (Group and Individual)					
24.3 Collectively renewable policies (b)					
24.4 Medicare Title XVIII exempt from state taxes or fees					
Other Individual Policies:					
25.1 Non-cancelable (b)					
25.2 Guaranteed renewable (b)					
25.3 Non-renewable for stated reasons only (b)					
25.4 Other accident only					
25.5 All other (b)					
25.6 Totals (sum of Lines 25.1 to 25.5)					
26. Totals (Lines 24 + 24.1 + 24.2 + 24.3 + 24.4 + 25.6)					

NONE

(b) For health business on indicated lines report: Number of persons insured under PPO managed care products _____ and number of persons insured under indemnity only products _____



ANNUAL STATEMENT FOR THE YEAR 2012 OF THE MOTORISTS LIFE INSURANCE COMPANY

DIRECT BUSINESS IN THE STATE OF Idaho

DURING THE YEAR 2012

NAIC Group Code 0291

LIFE INSURANCE

NAIC Company Code 66311

Table with 5 columns: 1 Ordinary, 2 Credit Life (Group and Individual), 3 Group, 4 Industrial, 5 Total. Rows include: DIRECT PREMIUMS AND ANNUITY CONSIDERATIONS, DIRECT DIVIDENDS TO POLICYHOLDERS, DIRECT CLAIMS AND BENEFITS PAID, DETAILS OF WRITE-INS.

Table with 10 columns: 1 No., 2 Amount, 3 No. of Ind.Pols. & Gr. Certifs., 4 Amount, 5 No. of Certifs., 6 Amount, 7 No., 8 Amount, 9 No., 10 Amount. Rows include: DIRECT DEATH BENEFITS AND MATURED ENDOWMENTS INCURRED, POLICY EXHIBIT.

(a) Includes Individual Credit Life Insurance prior year \$, current year \$ Includes Group Credit Life Insurance Loans less than or equal to 60 months at issue, prior year \$, current year \$ Loans greater than 60 months at issue BUT NOT GREATER THAN 120 MONTHS, prior year \$, current year \$

ACCIDENT AND HEALTH INSURANCE

Table with 5 columns: 1 Direct Premiums, 2 Direct Premiums Earned, 3 Dividends Paid Or Credited On Direct Business, 4 Direct Losses Paid, 5 Direct Losses Incurred. Rows include: 24. Group Policies (b), 24.1 Federal Employees Health Benefits Program premium (b), 24.2 Credit (Group and Individual), 24.3 Collectively renewable policies (b), 24.4 Medicare Title XVIII exempt from state taxes or fees, 24.5 Other Individual Policies, 25.1 Non-cancelable (b), 25.2 Guaranteed renewable (b), 25.3 Non-renewable for stated reasons only (b), 25.4 Other accident only, 25.5 All other (b), 25.6 Totals (sum of Lines 25.1 to 25.5), 26. Totals (Lines 24 + 24.1 + 24.2 + 24.3 + 24.4 + 25.6). Large 'NONE' watermark is present.

(b) For health business on indicated lines report: Number of persons insured under PPO managed care products and number of persons insured under indemnity only products



ANNUAL STATEMENT FOR THE YEAR 2012 OF THE MOTORISTS LIFE INSURANCE COMPANY

DIRECT BUSINESS IN THE STATE OF Illinois

DURING THE YEAR 2012

NAIC Group Code 0291

LIFE INSURANCE

NAIC Company Code 66311

DIRECT PREMIUMS AND ANNUITY CONSIDERATIONS	1	2	3	4	5
	Ordinary	Credit Life (Group and Individual)	Group	Industrial	Total
1. Life insurance	356,407				356,407
2. Annuity considerations	27,656				27,656
3. Deposit-type contract funds		XXX		XXX	
4. Other considerations					
5. Totals (Sum of Lines 1 to 4)	384,062				384,062
DIRECT DIVIDENDS TO POLICYHOLDERS					
Life insurance:					
6.1 Paid in cash or left on deposit	143				143
6.2 Applied to pay renewal premiums	223				223
6.3 Applied to provide paid-up additions or shorten the endowment or premium-paying period	1,189				1,189
6.4 Other					
6.5 Totals (Sum of Lines 6.1 to 6.4)	1,555				1,555
Annuities:					
7.1 Paid in cash or left on deposit					
7.2 Applied to provide paid-up annuities					
7.3 Other					
7.4 Totals (Sum of Lines 7.1 to 7.3)					
8. Grand Totals (Lines 6.5 plus 7.4)	1,555				1,555
DIRECT CLAIMS AND BENEFITS PAID					
9. Death benefits	139,500				139,500
10. Matured endowments					
11. Annuity benefits					
12. Surrender values and withdrawals for life contracts	12,808				12,808
13. Aggregate write-ins for miscellaneous direct claims and benefits paid					
14. All other benefits, except accident and health					
15. Totals	152,308				152,308
DETAILS OF WRITE-INS					
1301.					
1302.					
1303.					
1398. Summary of Line 13 from overflow page					
1399. Totals (Lines 1301 thru 1303 plus 1398) (Line 13 above)					

DIRECT DEATH BENEFITS AND MATURED ENDOWMENTS INCURRED	Ordinary		Credit Life (Group and Individual)		Group		Industrial		Total	
	1	2	3	4	5	6	7	8	9	10
	No.	Amount	No. of Ind.Pols. & Gr. Certifs.	Amount	No. of Certifs.	Amount	No.	Amount	No.	Amount
16. Unpaid December 31, prior year										
17. Incurred during current year	25	196,500							25	196,500
Settled during current year:										
18.1 By payment in full	18	139,500							18	139,500
18.2 By payment on compromised claims										
18.3 Totals paid	18	139,500							18	139,500
18.4 Reduction by compromise										
18.5 Amount rejected	2	25,000							2	25,000
18.6 Total settlements	20	164,500							20	164,500
19. Unpaid Dec. 31, current year (16+17-18.6)	5	32,000							5	32,000
POLICY EXHIBIT										
20. In force December 31, prior year	709	26,901,966	(a)		No. of Policies				709	26,901,966
21. Issued during year	40	1,142,913							40	1,142,913
22. Other changes to in force (Net)	(43)	(986,846)							(43)	(986,846)
23. In force December 31 of current year	706	27,058,033	(a)						706	27,058,033

(a) Includes Individual Credit Life Insurance prior year \$ _____, current year \$ _____
 Includes Group Credit Life Insurance Loans less than or equal to 60 months at issue, prior year \$ _____, current year \$ _____
 Loans greater than 60 months at issue BUT NOT GREATER THAN 120 MONTHS, prior year \$ _____, current year \$ _____

ACCIDENT AND HEALTH INSURANCE

	1	2	3	4	5
	Direct Premiums	Direct Premiums Earned	Dividends Paid Or Credited On Direct Business	Direct Losses Paid	Direct Losses Incurred
24. Group Policies (b)					
24.1 Federal Employees Health Benefits Program premium (b)					
24.2 Credit (Group and Individual)					
24.3 Collectively renewable policies (b)					
24.4 Medicare Title XVIII exempt from state taxes or fees					
Other Individual Policies:					
25.1 Non-cancelable (b)					
25.2 Guaranteed renewable (b)					
25.3 Non-renewable for stated reasons only (b)					
25.4 Other accident only					
25.5 All other (b)					
25.6 Totals (sum of Lines 25.1 to 25.5)					
26. Totals (Lines 24 + 24.1 + 24.2 + 24.3 + 24.4 + 25.6)					

NONE

(b) For health business on indicated lines report: Number of persons insured under PPO managed care products _____ and number of persons insured under indemnity only products _____



ANNUAL STATEMENT FOR THE YEAR 2012 OF THE MOTORISTS LIFE INSURANCE COMPANY

DIRECT BUSINESS IN THE STATE OF Indiana

DURING THE YEAR 2012

NAIC Group Code 0291

LIFE INSURANCE

NAIC Company Code 66311

DIRECT PREMIUMS AND ANNUITY CONSIDERATIONS	1	2	3	4	5
	Ordinary	Credit Life (Group and Individual)	Group	Industrial	Total
1. Life insurance	3,908,995				3,908,995
2. Annuity considerations	2,988,275				2,988,275
3. Deposit-type contract funds		XXX		XXX	
4. Other considerations					
5. Totals (Sum of Lines 1 to 4)	6,897,270				6,897,270
DIRECT DIVIDENDS TO POLICYHOLDERS					
Life insurance:					
6.1 Paid in cash or left on deposit	1,532				1,532
6.2 Applied to pay renewal premiums	4,377				4,377
6.3 Applied to provide paid-up additions or shorten the endowment or premium-paying period	30,098				30,098
6.4 Other	412				412
6.5 Totals (Sum of Lines 6.1 to 6.4)	36,419				36,419
Annuities:					
7.1 Paid in cash or left on deposit					
7.2 Applied to provide paid-up annuities					
7.3 Other					
7.4 Totals (Sum of Lines 7.1 to 7.3)					
8. Grand Totals (Lines 6.5 plus 7.4)	36,419				36,419
DIRECT CLAIMS AND BENEFITS PAID					
9. Death benefits	1,019,288				1,019,288
10. Matured endowments	15,000				15,000
11. Annuity benefits	166,357				166,357
12. Surrender values and withdrawals for life contracts	683,717				683,717
13. Aggregate write-ins for miscellaneous direct claims and benefits paid					
14. All other benefits, except accident and health	6,112				6,112
15. Totals	1,890,473				1,890,473
DETAILS OF WRITE-INS					
1301.					
1302.					
1303.					
1398. Summary of Line 13 from overflow page					
1399. Totals (Lines 1301 thru 1303 plus 1398) (Line 13 above)					

DIRECT DEATH BENEFITS AND MATURED ENDOWMENTS INCURRED	Ordinary		Credit Life (Group and Individual)		Group		Industrial		Total	
	1	2	3	4	5	6	7	8	9	10
	No.	Amount	No. of Ind.Pols. & Gr. Certifs.	Amount	No. of Certifs.	Amount	No.	Amount	No.	Amount
16. Unpaid December 31, prior year	23	221,306							23	221,306
17. Incurred during current year	138	1,140,982							138	1,140,982
Settled during current year:										
18.1 By payment in full	134	1,034,288							134	1,034,288
18.2 By payment on compromised claims										
18.3 Totals paid	134	1,034,288							134	1,034,288
18.4 Reduction by compromise										
18.5 Amount rejected	2	17,000							2	17,000
18.6 Total settlements	136	1,051,288							136	1,051,288
19. Unpaid Dec. 31, current year (16+17-18.6)	25	311,000							25	311,000
POLICY EXHIBIT										
20. In force December 31, prior year	7,559	539,557,654	(a)		No. of Policies				7,559	539,557,654
21. Issued during year	309	19,483,223							309	19,483,223
22. Other changes to in force (Net)	(484)	(34,314,463)							(484)	(34,314,463)
23. In force December 31 of current year	7,384	524,726,414	(a)						7,384	524,726,414

(a) Includes Individual Credit Life Insurance prior year \$ _____, current year \$ _____
 Includes Group Credit Life Insurance Loans less than or equal to 60 months at issue, prior year \$ _____, current year \$ _____
 Loans greater than 60 months at issue BUT NOT GREATER THAN 120 MONTHS, prior year \$ _____, current year \$ _____

ACCIDENT AND HEALTH INSURANCE

	1	2	3	4	5
	Direct Premiums	Direct Premiums Earned	Dividends Paid Or Credited On Direct Business	Direct Losses Paid	Direct Losses Incurred
24. Group Policies (b)					
24.1 Federal Employees Health Benefits Program premium (b)					
24.2 Credit (Group and Individual)					
24.3 Collectively renewable policies (b)					
24.4 Medicare Title XVIII exempt from state taxes or fees					
Other Individual Policies:					
25.1 Non-cancelable (b)					
25.2 Guaranteed renewable (b)					
25.3 Non-renewable for stated reasons only (b)					
25.4 Other accident only					
25.5 All other (b)					
25.6 Totals (sum of Lines 25.1 to 25.5)					
26. Totals (Lines 24 + 24.1 + 24.2 + 24.3 + 24.4 + 25.6)					

NONE

(b) For health business on indicated lines report: Number of persons insured under PPO managed care products _____ and number of persons insured under indemnity only products _____



ANNUAL STATEMENT FOR THE YEAR 2012 OF THE MOTORISTS LIFE INSURANCE COMPANY

DIRECT BUSINESS IN THE STATE OF Iowa

DURING THE YEAR 2012

NAIC Group Code 0291

LIFE INSURANCE

NAIC Company Code 66311

DIRECT PREMIUMS AND ANNUITY CONSIDERATIONS	1	2	3	4	5
	Ordinary	Credit Life (Group and Individual)	Group	Industrial	Total
1. Life insurance	71,043				71,043
2. Annuity considerations	52,267				52,267
3. Deposit-type contract funds		XXX		XXX	
4. Other considerations					
5. Totals (Sum of Lines 1 to 4)	123,310				123,310
DIRECT DIVIDENDS TO POLICYHOLDERS					
Life insurance:					
6.1 Paid in cash or left on deposit					
6.2 Applied to pay renewal premiums					
6.3 Applied to provide paid-up additions or shorten the endowment or premium-paying period					
6.4 Other					
6.5 Totals (Sum of Lines 6.1 to 6.4)					
Annuities:					
7.1 Paid in cash or left on deposit					
7.2 Applied to provide paid-up annuities					
7.3 Other					
7.4 Totals (Sum of Lines 7.1 to 7.3)					
8. Grand Totals (Lines 6.5 plus 7.4)					
DIRECT CLAIMS AND BENEFITS PAID					
9. Death benefits	10,500		186,278		196,778
10. Matured endowments					
11. Annuity benefits					
12. Surrender values and withdrawals for life contracts					
13. Aggregate write-ins for miscellaneous direct claims and benefits paid					
14. All other benefits, except accident and health					
15. Totals	10,500		186,278		196,778
DETAILS OF WRITE-INS					
1301.					
1302.					
1303.					
1398. Summary of Line 13 from overflow page					
1399. Totals (Lines 1301 thru 1303 plus 1398) (Line 13 above)					

DIRECT DEATH BENEFITS AND MATURED ENDOWMENTS INCURRED	Ordinary		Credit Life (Group and Individual)		Group		Industrial		Total	
	1	2	3	4	5	6	7	8	9	10
	No.	Amount	No. of Ind.Pols. & Gr. Certifs.	Amount	No. of Certifs.	Amount	No.	Amount	No.	Amount
16. Unpaid December 31, prior year										
17. Incurred during current year	1	10,500			7	186,278			8	196,778
Settled during current year:										
18.1 By payment in full	1	10,500			7	186,278			8	196,778
18.2 By payment on compromised claims										
18.3 Totals paid	1	10,500			7	186,278			8	196,778
18.4 Reduction by compromise										
18.5 Amount rejected										
18.6 Total settlements	1	10,500			7	186,278			8	196,778
19. Unpaid Dec. 31, current year (16+17-18.6)										
POLICY EXHIBIT						No. of Policies				
20. In force December 31, prior year	26	1,978,789	(a)						26	1,978,789
21. Issued during year	4	309,845							4	309,845
22. Other changes to in force (Net)		(39,830)								(39,830)
23. In force December 31 of current year	30	2,248,804	(a)						30	2,248,804

(a) Includes Individual Credit Life Insurance prior year \$ _____, current year \$ _____
 Includes Group Credit Life Insurance Loans less than or equal to 60 months at issue, prior year \$ _____, current year \$ _____
 Loans greater than 60 months at issue BUT NOT GREATER THAN 120 MONTHS, prior year \$ _____, current year \$ _____

ACCIDENT AND HEALTH INSURANCE

	1	2	3	4	5
	Direct Premiums	Direct Premiums Earned	Dividends Paid Or Credited On Direct Business	Direct Losses Paid	Direct Losses Incurred
24. Group Policies (b)					
24.1 Federal Employees Health Benefits Program premium (b)					
24.2 Credit (Group and Individual)					
24.3 Collectively renewable policies (b)					
24.4 Medicare Title XVIII exempt from state taxes or fees Other Individual Policies:					
25.1 Non-cancelable (b)					
25.2 Guaranteed renewable (b)					
25.3 Non-renewable for stated reasons only (b)					
25.4 Other accident only					
25.5 All other (b)					
25.6 Totals (sum of Lines 25.1 to 25.5)					
26. Totals (Lines 24 + 24.1 + 24.2 + 24.3 + 24.4 + 25.6)					

NONE

(b) For health business on indicated lines report: Number of persons insured under PPO managed care products _____ and number of persons
 insured under indemnity only products _____



ANNUAL STATEMENT FOR THE YEAR 2012 OF THE MOTORISTS LIFE INSURANCE COMPANY

DIRECT BUSINESS IN THE STATE OF Kansas

DURING THE YEAR 2012

NAIC Group Code 0291

LIFE INSURANCE

NAIC Company Code 66311

DIRECT PREMIUMS AND ANNUITY CONSIDERATIONS	1	2	3	4	5
	Ordinary	Credit Life (Group and Individual)	Group	Industrial	Total
1. Life insurance	8,779				8,779
2. Annuity considerations					
3. Deposit-type contract funds		XXX		XXX	
4. Other considerations					
5. Totals (Sum of Lines 1 to 4)	8,779				8,779
DIRECT DIVIDENDS TO POLICYHOLDERS					
Life insurance:					
6.1 Paid in cash or left on deposit					
6.2 Applied to pay renewal premiums					
6.3 Applied to provide paid-up additions or shorten the endowment or premium-paying period					
6.4 Other					
6.5 Totals (Sum of Lines 6.1 to 6.4)					
Annuities:					
7.1 Paid in cash or left on deposit					
7.2 Applied to provide paid-up annuities					
7.3 Other					
7.4 Totals (Sum of Lines 7.1 to 7.3)					
8. Grand Totals (Lines 6.5 plus 7.4)					
DIRECT CLAIMS AND BENEFITS PAID					
9. Death benefits	7,000				7,000
10. Matured endowments	2,000				2,000
11. Annuity benefits					
12. Surrender values and withdrawals for life contracts	725				725
13. Aggregate write-ins for miscellaneous direct claims and benefits paid					
14. All other benefits, except accident and health					
15. Totals	9,725				9,725
DETAILS OF WRITE-INS					
1301.					
1302.					
1303.					
1398. Summary of Line 13 from overflow page					
1399. Totals (Lines 1301 thru 1303 plus 1398) (Line 13 above)					

DIRECT DEATH BENEFITS AND MATURED ENDOWMENTS INCURRED	Ordinary		Credit Life (Group and Individual)		Group		Industrial		Total	
	1	2	3	4	5	6	7	8	9	10
	No.	Amount	No. of Ind.Pols. & Gr. Certifs.	Amount	No. of Certifs.	Amount	No.	Amount	No.	Amount
16. Unpaid December 31, prior year	1	7,000							1	7,000
17. Incurred during current year	1	2,000							1	2,000
Settled during current year:										
18.1 By payment in full	2	9,000							2	9,000
18.2 By payment on compromised claims										
18.3 Totals paid	2	9,000							2	9,000
18.4 Reduction by compromise										
18.5 Amount rejected										
18.6 Total settlements	2	9,000							2	9,000
19. Unpaid Dec. 31, current year (16+17-18.6)										
POLICY EXHIBIT										
20. In force December 31, prior year	27	1,827,107	(a)		No. of Policies				27	1,827,107
21. Issued during year										
22. Other changes to in force (Net)	(1)	80,218							(1)	80,218
23. In force December 31 of current year	26	1,907,325	(a)						26	1,907,325

(a) Includes Individual Credit Life Insurance prior year \$ _____, current year \$ _____
Includes Group Credit Life Insurance Loans less than or equal to 60 months at issue, prior year \$ _____, current year \$ _____
Loans greater than 60 months at issue BUT NOT GREATER THAN 120 MONTHS, prior year \$ _____, current year \$ _____

ACCIDENT AND HEALTH INSURANCE

	1	2	3	4	5
	Direct Premiums	Direct Premiums Earned	Dividends Paid Or Credited On Direct Business	Direct Losses Paid	Direct Losses Incurred
24. Group Policies (b)					
24.1 Federal Employees Health Benefits Program premium (b)					
24.2 Credit (Group and Individual)					
24.3 Collectively renewable policies (b)					
24.4 Medicare Title XVIII exempt from state taxes or fees Other Individual Policies:					
25.1 Non-cancelable (b)					
25.2 Guaranteed renewable (b)					
25.3 Non-renewable for stated reasons only (b)					
25.4 Other accident only					
25.5 All other (b)					
25.6 Totals (sum of Lines 25.1 to 25.5)					
26. Totals (Lines 24 + 24.1 + 24.2 + 24.3 + 24.4 + 25.6)					

NONE

(b) For health business on indicated lines report: Number of persons insured under PPO managed care products _____ and number of persons
insured under indemnity only products _____



ANNUAL STATEMENT FOR THE YEAR 2012 OF THE MOTORISTS LIFE INSURANCE COMPANY

DIRECT BUSINESS IN THE STATE OF Kentucky

DURING THE YEAR 2012

NAIC Group Code 0291

LIFE INSURANCE

NAIC Company Code 66311

DIRECT PREMIUMS AND ANNUITY CONSIDERATIONS	1	2	3	4	5
	Ordinary	Credit Life (Group and Individual)	Group	Industrial	Total
1. Life insurance	4,526,529				4,526,529
2. Annuity considerations	1,552,383				1,552,383
3. Deposit-type contract funds		XXX		XXX	
4. Other considerations					
5. Totals (Sum of Lines 1 to 4)	6,078,912				6,078,912
DIRECT DIVIDENDS TO POLICYHOLDERS					
Life insurance:					
6.1 Paid in cash or left on deposit	827				827
6.2 Applied to pay renewal premiums	7,563				7,563
6.3 Applied to provide paid-up additions or shorten the endowment or premium-paying period	44,254				44,254
6.4 Other	24				24
6.5 Totals (Sum of Lines 6.1 to 6.4)	52,667				52,667
Annuities:					
7.1 Paid in cash or left on deposit					
7.2 Applied to provide paid-up annuities					
7.3 Other					
7.4 Totals (Sum of Lines 7.1 to 7.3)					
8. Grand Totals (Lines 6.5 plus 7.4)	52,667				52,667
DIRECT CLAIMS AND BENEFITS PAID					
9. Death benefits	2,220,112				2,220,112
10. Matured endowments					
11. Annuity benefits	177,105				177,105
12. Surrender values and withdrawals for life contracts	545,130				545,130
13. Aggregate write-ins for miscellaneous direct claims and benefits paid					
14. All other benefits, except accident and health	16,204				16,204
15. Totals	2,958,551				2,958,551
DETAILS OF WRITE-INS					
1301.					
1302.					
1303.					
1398. Summary of Line 13 from overflow page					
1399. Totals (Lines 1301 thru 1303 plus 1398) (Line 13 above)					

DIRECT DEATH BENEFITS AND MATURED ENDOWMENTS INCURRED	Ordinary		Credit Life (Group and Individual)		Group		Industrial		Total	
	1	2	3	4	5	6	7	8	9	10
	No.	Amount	No. of Ind.Pols. & Gr. Certifs.	Amount	No. of Certifs.	Amount	No.	Amount	No.	Amount
16. Unpaid December 31, prior year	21	195,853							21	195,853
17. Incurred during current year	142	2,498,847							142	2,498,847
Settled during current year:										
18.1 By payment in full	131	2,220,112							131	2,220,112
18.2 By payment on compromised claims										
18.3 Totals paid	131	2,220,112							131	2,220,112
18.4 Reduction by compromise										
18.5 Amount rejected	4	24,000							4	24,000
18.6 Total settlements	135	2,244,112							135	2,244,112
19. Unpaid Dec. 31, current year (16+17-18.6)	28	450,588							28	450,588
POLICY EXHIBIT										
20. In force December 31, prior year	9,505	662,860,585	(a)		No. of Policies				9,505	662,860,585
21. Issued during year	428	29,699,358							428	29,699,358
22. Other changes to in force (Net)	(577)	(32,454,686)							(577)	(32,454,686)
23. In force December 31 of current year	9,356	660,105,256	(a)						9,356	660,105,256

(a) Includes Individual Credit Life Insurance prior year \$ _____, current year \$ _____
 Includes Group Credit Life Insurance Loans less than or equal to 60 months at issue, prior year \$ _____, current year \$ _____
 Loans greater than 60 months at issue BUT NOT GREATER THAN 120 MONTHS, prior year \$ _____, current year \$ _____

ACCIDENT AND HEALTH INSURANCE

	1	2	3	4	5
	Direct Premiums	Direct Premiums Earned	Dividends Paid Or Credited On Direct Business	Direct Losses Paid	Direct Losses Incurred
24. Group Policies (b)					
24.1 Federal Employees Health Benefits Program premium (b)					
24.2 Credit (Group and Individual)					
24.3 Collectively renewable policies (b)					
24.4 Medicare Title XVIII exempt from state taxes or fees Other Individual Policies:					
25.1 Non-cancelable (b)					
25.2 Guaranteed renewable (b)					
25.3 Non-renewable for stated reasons only (b)					
25.4 Other accident only					
25.5 All other (b)					
25.6 Totals (sum of Lines 25.1 to 25.5)					
26. Totals (Lines 24 + 24.1 + 24.2 + 24.3 + 24.4 + 25.6)					

NONE

(b) For health business on indicated lines report: Number of persons insured under PPO managed care products _____ and number of persons
 insured under indemnity only products _____



ANNUAL STATEMENT FOR THE YEAR 2012 OF THE MOTORISTS LIFE INSURANCE COMPANY

DIRECT BUSINESS IN THE STATE OF Louisiana

DURING THE YEAR 2012

NAIC Group Code 0291

LIFE INSURANCE

NAIC Company Code 66311

DIRECT PREMIUMS AND ANNUITY CONSIDERATIONS	1	2	3	4	5
	Ordinary	Credit Life (Group and Individual)	Group	Industrial	Total
1. Life insurance	14,014				14,014
2. Annuity considerations					
3. Deposit-type contract funds		XXX		XXX	
4. Other considerations					
5. Totals (Sum of Lines 1 to 4)	14,014				14,014
DIRECT DIVIDENDS TO POLICYHOLDERS					
Life insurance:					
6.1 Paid in cash or left on deposit					
6.2 Applied to pay renewal premiums					
6.3 Applied to provide paid-up additions or shorten the endowment or premium-paying period	29				29
6.4 Other					
6.5 Totals (Sum of Lines 6.1 to 6.4)	29				29
Annuities:					
7.1 Paid in cash or left on deposit					
7.2 Applied to provide paid-up annuities					
7.3 Other					
7.4 Totals (Sum of Lines 7.1 to 7.3)					
8. Grand Totals (Lines 6.5 plus 7.4)	29				29
DIRECT CLAIMS AND BENEFITS PAID					
9. Death benefits	11,000				11,000
10. Matured endowments					
11. Annuity benefits					
12. Surrender values and withdrawals for life contracts	112				112
13. Aggregate write-ins for miscellaneous direct claims and benefits paid					
14. All other benefits, except accident and health					
15. Totals	11,112				11,112
DETAILS OF WRITE-INS					
1301.					
1302.					
1303.					
1398. Summary of Line 13 from overflow page					
1399. Totals (Lines 1301 thru 1303 plus 1398) (Line 13 above)					

DIRECT DEATH BENEFITS AND MATURED ENDOWMENTS INCURRED	Ordinary		Credit Life (Group and Individual)		Group		Industrial		Total	
	1	2	3	4	5	6	7	8	9	10
	No.	Amount	No. of Ind.Pols. & Gr. Certifs.	Amount	No. of Certifs.	Amount	No.	Amount	No.	Amount
16. Unpaid December 31, prior year										
17. Incurred during current year	2	11,000							2	11,000
Settled during current year:										
18.1 By payment in full	2	11,000							2	11,000
18.2 By payment on compromised claims										
18.3 Totals paid	2	11,000							2	11,000
18.4 Reduction by compromise										
18.5 Amount rejected										
18.6 Total settlements	2	11,000							2	11,000
19. Unpaid Dec. 31, current year (16+17-18.6)										
POLICY EXHIBIT										
20. In force December 31, prior year	26	1,892,060	(a)		No. of Policies				26	1,892,060
21. Issued during year	2	50,000							2	50,000
22. Other changes to in force (Net)	3	40,072							3	40,072
23. In force December 31 of current year	31	1,982,132	(a)						31	1,982,132

(a) Includes Individual Credit Life Insurance prior year \$ _____, current year \$ _____
 Includes Group Credit Life Insurance Loans less than or equal to 60 months at issue, prior year \$ _____, current year \$ _____
 Loans greater than 60 months at issue BUT NOT GREATER THAN 120 MONTHS, prior year \$ _____, current year \$ _____

ACCIDENT AND HEALTH INSURANCE

	1	2	3	4	5
	Direct Premiums	Direct Premiums Earned	Dividends Paid Or Credited On Direct Business	Direct Losses Paid	Direct Losses Incurred
24. Group Policies (b)					
24.1 Federal Employees Health Benefits Program premium (b)					
24.2 Credit (Group and Individual)					
24.3 Collectively renewable policies (b)					
24.4 Medicare Title XVIII exempt from state taxes or fees Other Individual Policies:					
25.1 Non-cancelable (b)					
25.2 Guaranteed renewable (b)					
25.3 Non-renewable for stated reasons only (b)					
25.4 Other accident only					
25.5 All other (b)					
25.6 Totals (sum of Lines 25.1 to 25.5)					
26. Totals (Lines 24 + 24.1 + 24.2 + 24.3 + 24.4 + 25.6)					

NONE

(b) For health business on indicated lines report: Number of persons insured under PPO managed care products _____ and number of persons
 insured under indemnity only products _____



ANNUAL STATEMENT FOR THE YEAR 2012 OF THE MOTORISTS LIFE INSURANCE COMPANY

DIRECT BUSINESS IN THE STATE OF Maine

DURING THE YEAR 2012

NAIC Group Code 0291

LIFE INSURANCE

NAIC Company Code 66311

DIRECT PREMIUMS AND ANNUITY CONSIDERATIONS	1	2	3	4	5
	Ordinary	Credit Life (Group and Individual)	Group	Industrial	Total
1. Life insurance	3,162				3,162
2. Annuity considerations					
3. Deposit-type contract funds		XXX		XXX	
4. Other considerations					
5. Totals (Sum of Lines 1 to 4)	3,162				3,162
DIRECT DIVIDENDS TO POLICYHOLDERS					
Life insurance:					
6.1 Paid in cash or left on deposit					
6.2 Applied to pay renewal premiums					
6.3 Applied to provide paid-up additions or shorten the endowment or premium-paying period	101				101
6.4 Other					
6.5 Totals (Sum of Lines 6.1 to 6.4)	101				101
Annuities:					
7.1 Paid in cash or left on deposit					
7.2 Applied to provide paid-up annuities					
7.3 Other					
7.4 Totals (Sum of Lines 7.1 to 7.3)					
8. Grand Totals (Lines 6.5 plus 7.4)	101				101
DIRECT CLAIMS AND BENEFITS PAID					
9. Death benefits	5,000				5,000
10. Matured endowments					
11. Annuity benefits					
12. Surrender values and withdrawals for life contracts					
13. Aggregate write-ins for miscellaneous direct claims and benefits paid					
14. All other benefits, except accident and health					
15. Totals	5,000				5,000
DETAILS OF WRITE-INS					
1301.					
1302.					
1303.					
1398. Summary of Line 13 from overflow page					
1399. Totals (Lines 1301 thru 1303 plus 1398) (Line 13 above)					

DIRECT DEATH BENEFITS AND MATURED ENDOWMENTS INCURRED	Ordinary		Credit Life (Group and Individual)		Group		Industrial		Total	
	1	2	3	4	5	6	7	8	9	10
	No.	Amount	No. of Ind.Pols. & Gr. Certifs.	Amount	No. of Certifs.	Amount	No.	Amount	No.	Amount
16. Unpaid December 31, prior year										
17. Incurred during current year	1	5,000							1	5,000
Settled during current year:										
18.1 By payment in full	1	5,000							1	5,000
18.2 By payment on compromised claims										
18.3 Totals paid	1	5,000							1	5,000
18.4 Reduction by compromise										
18.5 Amount rejected										
18.6 Total settlements	1	5,000							1	5,000
19. Unpaid Dec. 31, current year (16+17-18.6)										
POLICY EXHIBIT										
20. In force December 31, prior year	6	118,121	(a)		No. of Policies				6	118,121
21. Issued during year										
22. Other changes to in force (Net)	(1)	(4,828)							(1)	(4,828)
23. In force December 31 of current year	5	113,294	(a)						5	113,294

(a) Includes Individual Credit Life Insurance prior year \$ _____, current year \$ _____
 Includes Group Credit Life Insurance Loans less than or equal to 60 months at issue, prior year \$ _____, current year \$ _____
 Loans greater than 60 months at issue BUT NOT GREATER THAN 120 MONTHS, prior year \$ _____, current year \$ _____

ACCIDENT AND HEALTH INSURANCE

	1	2	3	4	5
	Direct Premiums	Direct Premiums Earned	Dividends Paid Or Credited On Direct Business	Direct Losses Paid	Direct Losses Incurred
24. Group Policies (b)					
24.1 Federal Employees Health Benefits Program premium (b)					
24.2 Credit (Group and Individual)					
24.3 Collectively renewable policies (b)					
24.4 Medicare Title XVIII exempt from state taxes or fees					
Other Individual Policies:					
25.1 Non-cancelable (b)					
25.2 Guaranteed renewable (b)					
25.3 Non-renewable for stated reasons only (b)					
25.4 Other accident only					
25.5 All other (b)					
25.6 Totals (sum of Lines 25.1 to 25.5)					
26. Totals (Lines 24 + 24.1 + 24.2 + 24.3 + 24.4 + 25.6)					

NONE

(b) For health business on indicated lines report: Number of persons insured under PPO managed care products _____ and number of persons insured under indemnity only products _____



ANNUAL STATEMENT FOR THE YEAR 2012 OF THE MOTORISTS LIFE INSURANCE COMPANY

DIRECT BUSINESS IN THE STATE OF Maryland

DURING THE YEAR 2012

NAIC Group Code 0291

LIFE INSURANCE

NAIC Company Code 66311

DIRECT PREMIUMS AND ANNUITY CONSIDERATIONS	1	2	3	4	5
	Ordinary	Credit Life (Group and Individual)	Group	Industrial	Total
1. Life insurance	65,940				65,940
2. Annuity considerations	10,325				10,325
3. Deposit-type contract funds		XXX		XXX	
4. Other considerations					
5. Totals (Sum of Lines 1 to 4)	76,265				76,265
DIRECT DIVIDENDS TO POLICYHOLDERS					
Life insurance:					
6.1 Paid in cash or left on deposit	4				4
6.2 Applied to pay renewal premiums	1,057				1,057
6.3 Applied to provide paid-up additions or shorten the endowment or premium-paying period	345				345
6.4 Other					
6.5 Totals (Sum of Lines 6.1 to 6.4)	1,406				1,406
Annuities:					
7.1 Paid in cash or left on deposit					
7.2 Applied to provide paid-up annuities					
7.3 Other					
7.4 Totals (Sum of Lines 7.1 to 7.3)					
8. Grand Totals (Lines 6.5 plus 7.4)	1,406				1,406
DIRECT CLAIMS AND BENEFITS PAID					
9. Death benefits	90,000				90,000
10. Matured endowments					
11. Annuity benefits					
12. Surrender values and withdrawals for life contracts	1,817				1,817
13. Aggregate write-ins for miscellaneous direct claims and benefits paid					
14. All other benefits, except accident and health					
15. Totals	91,817				91,817
DETAILS OF WRITE-INS					
1301.					
1302.					
1303.					
1398. Summary of Line 13 from overflow page					
1399. Totals (Lines 1301 thru 1303 plus 1398) (Line 13 above)					

DIRECT DEATH BENEFITS AND MATURED ENDOWMENTS INCURRED	Ordinary		Credit Life (Group and Individual)		Group		Industrial		Total	
	1	2	3	4	5	6	7	8	9	10
	No.	Amount	No. of Ind.Pols. & Gr. Certifs.	Amount	No. of Certifs.	Amount	No.	Amount	No.	Amount
16. Unpaid December 31, prior year										
17. Incurred during current year	3	90,000							3	90,000
Settled during current year:										
18.1 By payment in full	3	90,000							3	90,000
18.2 By payment on compromised claims										
18.3 Totals paid	3	90,000							3	90,000
18.4 Reduction by compromise										
18.5 Amount rejected										
18.6 Total settlements	3	90,000							3	90,000
19. Unpaid Dec. 31, current year (16+17-18.6)										
POLICY EXHIBIT										
20. In force December 31, prior year	100	7,953,736	(a)		No. of Policies				100	7,953,736
21. Issued during year	10	682,181							10	682,181
22. Other changes to in force (Net)	1	623,947							1	623,947
23. In force December 31 of current year	111	9,259,864	(a)						111	9,259,864

(a) Includes Individual Credit Life Insurance prior year \$ _____, current year \$ _____
 Includes Group Credit Life Insurance Loans less than or equal to 60 months at issue, prior year \$ _____, current year \$ _____
 Loans greater than 60 months at issue BUT NOT GREATER THAN 120 MONTHS, prior year \$ _____, current year \$ _____

ACCIDENT AND HEALTH INSURANCE

	1	2	3	4	5
	Direct Premiums	Direct Premiums Earned	Dividends Paid Or Credited On Direct Business	Direct Losses Paid	Direct Losses Incurred
24. Group Policies (b)					
24.1 Federal Employees Health Benefits Program premium (b)					
24.2 Credit (Group and Individual)					
24.3 Collectively renewable policies (b)					
24.4 Medicare Title XVIII exempt from state taxes or fees Other Individual Policies:					
25.1 Non-cancelable (b)					
25.2 Guaranteed renewable (b)					
25.3 Non-renewable for stated reasons only (b)					
25.4 Other accident only					
25.5 All other (b)					
25.6 Totals (sum of Lines 25.1 to 25.5)					
26. Totals (Lines 24 + 24.1 + 24.2 + 24.3 + 24.4 + 25.6)					

NONE

(b) For health business on indicated lines report: Number of persons insured under PPO managed care products _____ and number of persons
 insured under indemnity only products _____



ANNUAL STATEMENT FOR THE YEAR 2012 OF THE MOTORISTS LIFE INSURANCE COMPANY

DIRECT BUSINESS IN THE STATE OF Massachusetts

DURING THE YEAR 2012

NAIC Group Code 0291

LIFE INSURANCE

NAIC Company Code 66311

Table with 5 columns: 1 Ordinary, 2 Credit Life (Group and Individual), 3 Group, 4 Industrial, 5 Total. Rows include Direct Premiums and Annuity Considerations, Direct Dividends to Policyholders, and Direct Claims and Benefits Paid.

Table with 10 columns: 1 No., 2 Amount, 3 No. of Ind. Pols. & Gr. Certifs., 4 Amount, 5 No. of Certifs., 6 Amount, 7 No., 8 Amount, 9 No., 10 Amount. Rows include Direct Death Benefits and Matured Endowments Incurred and Policy Exhibit.

(a) Includes Individual Credit Life Insurance prior year \$, current year \$ Includes Group Credit Life Insurance Loans less than or equal to 60 months at issue, prior year \$, current year \$ Loans greater than 60 months at issue BUT NOT GREATER THAN 120 MONTHS, prior year \$, current year \$

ACCIDENT AND HEALTH INSURANCE

Table with 5 columns: 1 Direct Premiums, 2 Direct Premiums Earned, 3 Dividends Paid Or Credited On Direct Business, 4 Direct Losses Paid, 5 Direct Losses Incurred. Rows include Group Policies (b) and various sub-categories. A large 'NONE' watermark is overlaid on the table.

(b) For health business on indicated lines report: Number of persons insured under PPO managed care products and number of persons insured under indemnity only products



ANNUAL STATEMENT FOR THE YEAR 2012 OF THE MOTORISTS LIFE INSURANCE COMPANY

DIRECT BUSINESS IN THE STATE OF Michigan

DURING THE YEAR 2012

NAIC Group Code 0291

LIFE INSURANCE

NAIC Company Code 66311

Table with 5 columns: 1 Ordinary, 2 Credit Life (Group and Individual), 3 Group, 4 Industrial, 5 Total. Rows include: DIRECT PREMIUMS AND ANNUITY CONSIDERATIONS, DIRECT DIVIDENDS TO POLICYHOLDERS, DIRECT CLAIMS AND BENEFITS PAID, and DETAILS OF WRITE-INS.

Table with 10 columns: 1 No., 2 Amount, 3 No. of Ind. Pol. & Gr. Certifs., 4 Amount, 5 No. of Certifs., 6 Amount, 7 No., 8 Amount, 9 No., 10 Amount. Rows include: DIRECT DEATH BENEFITS AND MATURED ENDOWMENTS INCURRED and POLICY EXHIBIT.

(a) Includes Individual Credit Life Insurance prior year \$, current year \$ Includes Group Credit Life Insurance Loans less than or equal to 60 months at issue, prior year \$, current year \$ Loans greater than 60 months at issue BUT NOT GREATER THAN 120 MONTHS, prior year \$, current year \$

ACCIDENT AND HEALTH INSURANCE

Table with 5 columns: 1 Direct Premiums, 2 Direct Premiums Earned, 3 Dividends Paid Or Credited On Direct Business, 4 Direct Losses Paid, 5 Direct Losses Incurred. Rows include: 24. Group Policies (b), 24.1 Federal Employees Health Benefits Program premium (b), 24.2 Credit (Group and Individual), 24.3 Collectively renewable policies (b), 24.4 Medicare Title XVIII exempt from state taxes or fees, 24.5 Other Individual Policies, 25.1 Non-cancelable (b), 25.2 Guaranteed renewable (b), 25.3 Non-renewable for stated reasons only (b), 25.4 Other accident only, 25.5 All other (b), 25.6 Totals (sum of Lines 25.1 to 25.5), 26. Totals (Lines 24 + 24.1 + 24.2 + 24.3 + 24.4 + 25.6). Large 'NONE' watermark is present.

(b) For health business on indicated lines report: Number of persons insured under PPO managed care products and number of persons insured under indemnity only products



ANNUAL STATEMENT FOR THE YEAR 2012 OF THE MOTORISTS LIFE INSURANCE COMPANY

DIRECT BUSINESS IN THE STATE OF Minnesota

DURING THE YEAR 2012

NAIC Group Code 0291

LIFE INSURANCE

NAIC Company Code 66311

Table with 5 columns: 1 Ordinary, 2 Credit Life (Group and Individual), 3 Group, 4 Industrial, 5 Total. Rows include Direct Premiums and Annuity Considerations, Direct Dividends to Policyholders, and Direct Claims and Benefits Paid.

Table with 10 columns: 1 No., 2 Amount, 3 No. of Ind.Pols. & Gr. Certifs., 4 Amount, 5 No. of Certifs., 6 Amount, 7 No., 8 Amount, 9 No., 10 Amount. Rows include Unpaid December 31, prior year, Incurred during current year, and Policy Exhibit.

(a) Includes Individual Credit Life Insurance prior year \$, current year \$ Includes Group Credit Life Insurance Loans less than or equal to 60 months at issue, prior year \$, current year \$ Loans greater than 60 months at issue BUT NOT GREATER THAN 120 MONTHS, prior year \$, current year \$

ACCIDENT AND HEALTH INSURANCE

Table with 5 columns: 1 Direct Premiums, 2 Direct Premiums Earned, 3 Dividends Paid Or Credited On Direct Business, 4 Direct Losses Paid, 5 Direct Losses Incurred. Rows include Group Policies (b) and various sub-categories. A large 'NONE' watermark is overlaid on the table.

(b) For health business on indicated lines report: Number of persons insured under PPO managed care products and number of persons insured under indemnity only products



ANNUAL STATEMENT FOR THE YEAR 2012 OF THE MOTORISTS LIFE INSURANCE COMPANY

DIRECT BUSINESS IN THE STATE OF Mississippi

DURING THE YEAR 2012

NAIC Group Code 0291

LIFE INSURANCE

NAIC Company Code 66311

DIRECT PREMIUMS AND ANNUITY CONSIDERATIONS	1	2	3	4	5
	Ordinary	Credit Life (Group and Individual)	Group	Industrial	Total
1. Life insurance	42,631				42,631
2. Annuity considerations	25				25
3. Deposit-type contract funds		XXX		XXX	
4. Other considerations					
5. Totals (Sum of Lines 1 to 4)	42,656				42,656
DIRECT DIVIDENDS TO POLICYHOLDERS					
Life insurance:					
6.1 Paid in cash or left on deposit					
6.2 Applied to pay renewal premiums					
6.3 Applied to provide paid-up additions or shorten the endowment or premium-paying period	580				580
6.4 Other					
6.5 Totals (Sum of Lines 6.1 to 6.4)	580				580
Annuities:					
7.1 Paid in cash or left on deposit					
7.2 Applied to provide paid-up annuities					
7.3 Other					
7.4 Totals (Sum of Lines 7.1 to 7.3)					
8. Grand Totals (Lines 6.5 plus 7.4)	580				580
DIRECT CLAIMS AND BENEFITS PAID					
9. Death benefits	30,000				30,000
10. Matured endowments					
11. Annuity benefits					
12. Surrender values and withdrawals for life contracts	2,008				2,008
13. Aggregate write-ins for miscellaneous direct claims and benefits paid					
14. All other benefits, except accident and health					
15. Totals	32,008				32,008
DETAILS OF WRITE-INS					
1301.					
1302.					
1303.					
1398. Summary of Line 13 from overflow page					
1399. Totals (Lines 1301 thru 1303 plus 1398) (Line 13 above)					

DIRECT DEATH BENEFITS AND MATURED ENDOWMENTS INCURRED	Ordinary		Credit Life (Group and Individual)		Group		Industrial		Total	
	1	2	3	4	5	6	7	8	9	10
	No.	Amount	No. of Ind.Pols. & Gr. Certifs.	Amount	No. of Certifs.	Amount	No.	Amount	No.	Amount
16. Unpaid December 31, prior year										
17. Incurred during current year	2	30,000							2	30,000
Settled during current year:										
18.1 By payment in full	2	30,000							2	30,000
18.2 By payment on compromised claims										
18.3 Totals paid	2	30,000							2	30,000
18.4 Reduction by compromise										
18.5 Amount rejected										
18.6 Total settlements	2	30,000							2	30,000
19. Unpaid Dec. 31, current year (16+17-18.6)										
POLICY EXHIBIT										
20. In force December 31, prior year	97	2,901,516	(a)		No. of Policies				97	2,901,516
21. Issued during year	5	210,057							5	210,057
22. Other changes to in force (Net)	(9)	(218,358)							(9)	(218,358)
23. In force December 31 of current year	93	2,893,215	(a)						93	2,893,215

(a) Includes Individual Credit Life Insurance prior year \$ _____, current year \$ _____
 Includes Group Credit Life Insurance Loans less than or equal to 60 months at issue, prior year \$ _____, current year \$ _____
 Loans greater than 60 months at issue BUT NOT GREATER THAN 120 MONTHS, prior year \$ _____, current year \$ _____

ACCIDENT AND HEALTH INSURANCE

	1	2	3	4	5
	Direct Premiums	Direct Premiums Earned	Dividends Paid Or Credited On Direct Business	Direct Losses Paid	Direct Losses Incurred
24. Group Policies (b)					
24.1 Federal Employees Health Benefits Program premium (b)					
24.2 Credit (Group and Individual)					
24.3 Collectively renewable policies (b)					
24.4 Medicare Title XVIII exempt from state taxes or fees					
Other Individual Policies:					
25.1 Non-cancelable (b)					
25.2 Guaranteed renewable (b)					
25.3 Non-renewable for stated reasons only (b)					
25.4 Other accident only					
25.5 All other (b)					
25.6 Totals (sum of Lines 25.1 to 25.5)					
26. Totals (Lines 24 + 24.1 + 24.2 + 24.3 + 24.4 + 25.6)					

NONE

(b) For health business on indicated lines report: Number of persons insured under PPO managed care products _____ and number of persons insured under indemnity only products _____



ANNUAL STATEMENT FOR THE YEAR 2012 OF THE MOTORISTS LIFE INSURANCE COMPANY

DIRECT BUSINESS IN THE STATE OF Missouri

DURING THE YEAR 2012

NAIC Group Code 0291

LIFE INSURANCE

NAIC Company Code 66311

DIRECT PREMIUMS AND ANNUITY CONSIDERATIONS	1	2	3	4	5
	Ordinary	Credit Life (Group and Individual)	Group	Industrial	Total
1. Life insurance	31,845				31,845
2. Annuity considerations					
3. Deposit-type contract funds		XXX		XXX	
4. Other considerations					
5. Totals (Sum of Lines 1 to 4)	31,845				31,845
DIRECT DIVIDENDS TO POLICYHOLDERS					
Life insurance:					
6.1 Paid in cash or left on deposit					
6.2 Applied to pay renewal premiums					
6.3 Applied to provide paid-up additions or shorten the endowment or premium-paying period	154				154
6.4 Other					
6.5 Totals (Sum of Lines 6.1 to 6.4)	154				154
Annuities:					
7.1 Paid in cash or left on deposit					
7.2 Applied to provide paid-up annuities					
7.3 Other					
7.4 Totals (Sum of Lines 7.1 to 7.3)					
8. Grand Totals (Lines 6.5 plus 7.4)	154				154
DIRECT CLAIMS AND BENEFITS PAID					
9. Death benefits	318				318
10. Matured endowments					
11. Annuity benefits					
12. Surrender values and withdrawals for life contracts	161				161
13. Aggregate write-ins for miscellaneous direct claims and benefits paid					
14. All other benefits, except accident and health					
15. Totals	479				479
DETAILS OF WRITE-INS					
1301.					
1302.					
1303.					
1398. Summary of Line 13 from overflow page					
1399. Totals (Lines 1301 thru 1303 plus 1398) (Line 13 above)					

DIRECT DEATH BENEFITS AND MATURED ENDOWMENTS INCURRED	Ordinary		Credit Life (Group and Individual)		Group		Industrial		Total	
	1	2	3	4	5	6	7	8	9	10
	No.	Amount	No. of Ind.Pols. & Gr. Certifs.	Amount	No. of Certifs.	Amount	No.	Amount	No.	Amount
16. Unpaid December 31, prior year										
17. Incurred during current year	1	318							1	318
Settled during current year:										
18.1 By payment in full	1	318							1	318
18.2 By payment on compromised claims										
18.3 Totals paid	1	318							1	318
18.4 Reduction by compromise										
18.5 Amount rejected										
18.6 Total settlements	1	318							1	318
19. Unpaid Dec. 31, current year (16+17-18.6)										
POLICY EXHIBIT										
20. In force December 31, prior year	57	4,336,163	(a)		No. of Policies				57	4,336,163
21. Issued during year	3	70,000							3	70,000
22. Other changes to in force (Net)	2	(1,077)							2	(1,077)
23. In force December 31 of current year	62	4,405,086	(a)						62	4,405,086

(a) Includes Individual Credit Life Insurance prior year \$ _____, current year \$ _____
Includes Group Credit Life Insurance Loans less than or equal to 60 months at issue, prior year \$ _____, current year \$ _____
Loans greater than 60 months at issue BUT NOT GREATER THAN 120 MONTHS, prior year \$ _____, current year \$ _____

ACCIDENT AND HEALTH INSURANCE

	1	2	3	4	5
	Direct Premiums	Direct Premiums Earned	Dividends Paid Or Credited On Direct Business	Direct Losses Paid	Direct Losses Incurred
24. Group Policies (b)					
24.1 Federal Employees Health Benefits Program premium (b)					
24.2 Credit (Group and Individual)					
24.3 Collectively renewable policies (b)					
24.4 Medicare Title XVIII exempt from state taxes or fees Other Individual Policies:					
25.1 Non-cancelable (b)					
25.2 Guaranteed renewable (b)					
25.3 Non-renewable for stated reasons only (b)					
25.4 Other accident only					
25.5 All other (b)					
25.6 Totals (sum of Lines 25.1 to 25.5)					
26. Totals (Lines 24 + 24.1 + 24.2 + 24.3 + 24.4 + 25.6)					

NONE

(b) For health business on indicated lines report: Number of persons insured under PPO managed care products _____ and number of persons insured under indemnity only products _____



ANNUAL STATEMENT FOR THE YEAR 2012 OF THE MOTORISTS LIFE INSURANCE COMPANY

DIRECT BUSINESS IN THE STATE OF Montana

DURING THE YEAR 2012

NAIC Group Code 0291

LIFE INSURANCE

NAIC Company Code 66311

DIRECT PREMIUMS AND ANNUITY CONSIDERATIONS	1	2	3	4	5
	Ordinary	Credit Life (Group and Individual)	Group	Industrial	Total
1. Life insurance	20,790				20,790
2. Annuity considerations					
3. Deposit-type contract funds		XXX		XXX	
4. Other considerations					
5. Totals (Sum of Lines 1 to 4)	20,790				20,790
DIRECT DIVIDENDS TO POLICYHOLDERS					
Life insurance:					
6.1 Paid in cash or left on deposit					
6.2 Applied to pay renewal premiums					
6.3 Applied to provide paid-up additions or shorten the endowment or premium-paying period					
6.4 Other					
6.5 Totals (Sum of Lines 6.1 to 6.4)					
Annuities:					
7.1 Paid in cash or left on deposit					
7.2 Applied to provide paid-up annuities					
7.3 Other					
7.4 Totals (Sum of Lines 7.1 to 7.3)					
8. Grand Totals (Lines 6.5 plus 7.4)					
DIRECT CLAIMS AND BENEFITS PAID					
9. Death benefits					
10. Matured endowments					
11. Annuity benefits					
12. Surrender values and withdrawals for life contracts	18,171				18,171
13. Aggregate write-ins for miscellaneous direct claims and benefits paid					
14. All other benefits, except accident and health					
15. Totals	18,171				18,171
DETAILS OF WRITE-INS					
1301.					
1302.					
1303.					
1398. Summary of Line 13 from overflow page					
1399. Totals (Lines 1301 thru 1303 plus 1398) (Line 13 above)					

DIRECT DEATH BENEFITS AND MATURED ENDOWMENTS INCURRED	Ordinary		Credit Life (Group and Individual)		Group		Industrial		Total	
	1	2	3	4	5	6	7	8	9	10
	No.	Amount	No. of Ind.Pols. & Gr. Certifs.	Amount	No. of Certifs.	Amount	No.	Amount	No.	Amount
16. Unpaid December 31, prior year										
17. Incurred during current year										
Settled during current year:										
18.1 By payment in full										
18.2 By payment on compromised claims										
18.3 Totals paid										
18.4 Reduction by compromise										
18.5 Amount rejected										
18.6 Total settlements										
19. Unpaid Dec. 31, current year (16+17-18.6)										
POLICY EXHIBIT						No. of Policies				
20. In force December 31, prior year	5	309,817	(a)						5	309,817
21. Issued during year										
22. Other changes to in force (Net)		5,617								5,617
23. In force December 31 of current year	5	315,434	(a)						5	315,434

(a) Includes Individual Credit Life Insurance prior year \$ _____, current year \$ _____
Includes Group Credit Life Insurance Loans less than or equal to 60 months at issue, prior year \$ _____, current year \$ _____
Loans greater than 60 months at issue BUT NOT GREATER THAN 120 MONTHS, prior year \$ _____, current year \$ _____

ACCIDENT AND HEALTH INSURANCE

	1	2	3	4	5
	Direct Premiums	Direct Premiums Earned	Dividends Paid Or Credited On Direct Business	Direct Losses Paid	Direct Losses Incurred
24. Group Policies (b)					
24.1 Federal Employees Health Benefits Program premium (b)					
24.2 Credit (Group and Individual)					
24.3 Collectively renewable policies (b)					
24.4 Medicare Title XVIII exempt from state taxes or fees Other Individual Policies:					
25.1 Non-cancelable (b)					
25.2 Guaranteed renewable (b)					
25.3 Non-renewable for stated reasons only (b)					
25.4 Other accident only					
25.5 All other (b)					
25.6 Totals (sum of Lines 25.1 to 25.5)					
26. Totals (Lines 24 + 24.1 + 24.2 + 24.3 + 24.4 + 25.6)					

NONE

(b) For health business on indicated lines report: Number of persons insured under PPO managed care products _____ and number of persons
insured under indemnity only products _____



ANNUAL STATEMENT FOR THE YEAR 2012 OF THE MOTORISTS LIFE INSURANCE COMPANY

DIRECT BUSINESS IN THE STATE OF Nebraska

DURING THE YEAR 2012

NAIC Group Code 0291

LIFE INSURANCE

NAIC Company Code 66311

DIRECT PREMIUMS AND ANNUITY CONSIDERATIONS	1	2	3	4	5
	Ordinary	Credit Life (Group and Individual)	Group	Industrial	Total
1. Life insurance	6,558				6,558
2. Annuity considerations					
3. Deposit-type contract funds		XXX		XXX	
4. Other considerations					
5. Totals (Sum of Lines 1 to 4)	6,558				6,558
DIRECT DIVIDENDS TO POLICYHOLDERS					
Life insurance:					
6.1 Paid in cash or left on deposit					
6.2 Applied to pay renewal premiums					
6.3 Applied to provide paid-up additions or shorten the endowment or premium-paying period					
6.4 Other					
6.5 Totals (Sum of Lines 6.1 to 6.4)					
Annuities:					
7.1 Paid in cash or left on deposit					
7.2 Applied to provide paid-up annuities					
7.3 Other					
7.4 Totals (Sum of Lines 7.1 to 7.3)					
8. Grand Totals (Lines 6.5 plus 7.4)					
DIRECT CLAIMS AND BENEFITS PAID					
9. Death benefits					
10. Matured endowments					
11. Annuity benefits					
12. Surrender values and withdrawals for life contracts					
13. Aggregate write-ins for miscellaneous direct claims and benefits paid					
14. All other benefits, except accident and health					
15. Totals					
DETAILS OF WRITE-INS					
1301.					
1302.					
1303.					
1398. Summary of Line 13 from overflow page					
1399. Totals (Lines 1301 thru 1303 plus 1398) (Line 13 above)					

DIRECT DEATH BENEFITS AND MATURED ENDOWMENTS INCURRED	Ordinary		Credit Life (Group and Individual)		Group		Industrial		Total	
	1	2	3	4	5	6	7	8	9	10
	No.	Amount	No. of Ind.Pols. & Gr. Certifs.	Amount	No. of Certifs.	Amount	No.	Amount	No.	Amount
16. Unpaid December 31, prior year										
17. Incurred during current year										
Settled during current year:										
18.1 By payment in full										
18.2 By payment on compromised claims										
18.3 Totals paid										
18.4 Reduction by compromise										
18.5 Amount rejected										
18.6 Total settlements										
19. Unpaid Dec. 31, current year (16+17-18.6)										
POLICY EXHIBIT										
20. In force December 31, prior year	13	1,905,438	(a)		No. of Policies				13	1,905,438
21. Issued during year	9	1,260,000							9	1,260,000
22. Other changes to in force (Net)		(102,500)								(102,500)
23. In force December 31 of current year	22	3,062,938	(a)						22	3,062,938

(a) Includes Individual Credit Life Insurance prior year \$ _____, current year \$ _____
 Includes Group Credit Life Insurance Loans less than or equal to 60 months at issue, prior year \$ _____, current year \$ _____
 Loans greater than 60 months at issue BUT NOT GREATER THAN 120 MONTHS, prior year \$ _____, current year \$ _____

ACCIDENT AND HEALTH INSURANCE

	1	2	3	4	5
	Direct Premiums	Direct Premiums Earned	Dividends Paid Or Credited On Direct Business	Direct Losses Paid	Direct Losses Incurred
24. Group Policies (b)					
24.1 Federal Employees Health Benefits Program premium (b)					
24.2 Credit (Group and Individual)					
24.3 Collectively renewable policies (b)					
24.4 Medicare Title XVIII exempt from state taxes or fees Other Individual Policies:					
25.1 Non-cancelable (b)					
25.2 Guaranteed renewable (b)					
25.3 Non-renewable for stated reasons only (b)					
25.4 Other accident only					
25.5 All other (b)					
25.6 Totals (sum of Lines 25.1 to 25.5)					
26. Totals (Lines 24 + 24.1 + 24.2 + 24.3 + 24.4 + 25.6)					

NONE

(b) For health business on indicated lines report: Number of persons insured under PPO managed care products _____ and number of persons
 insured under indemnity only products _____



ANNUAL STATEMENT FOR THE YEAR 2012 OF THE MOTORISTS LIFE INSURANCE COMPANY

DIRECT BUSINESS IN THE STATE OF Nevada

DURING THE YEAR 2012

NAIC Group Code 0291

LIFE INSURANCE

NAIC Company Code 66311

DIRECT PREMIUMS AND ANNUITY CONSIDERATIONS	1	2	3	4	5
	Ordinary	Credit Life (Group and Individual)	Group	Industrial	Total
1. Life insurance	18,467				18,467
2. Annuity considerations					
3. Deposit-type contract funds		XXX		XXX	
4. Other considerations					
5. Totals (Sum of Lines 1 to 4)	18,467				18,467
DIRECT DIVIDENDS TO POLICYHOLDERS					
Life insurance:					
6.1 Paid in cash or left on deposit					
6.2 Applied to pay renewal premiums					
6.3 Applied to provide paid-up additions or shorten the endowment or premium-paying period	182				182
6.4 Other					
6.5 Totals (Sum of Lines 6.1 to 6.4)	182				182
Annuities:					
7.1 Paid in cash or left on deposit					
7.2 Applied to provide paid-up annuities					
7.3 Other					
7.4 Totals (Sum of Lines 7.1 to 7.3)					
8. Grand Totals (Lines 6.5 plus 7.4)	182				182
DIRECT CLAIMS AND BENEFITS PAID					
9. Death benefits					
10. Matured endowments					
11. Annuity benefits					
12. Surrender values and withdrawals for life contracts	4,674				4,674
13. Aggregate write-ins for miscellaneous direct claims and benefits paid					
14. All other benefits, except accident and health					
15. Totals	4,674				4,674
DETAILS OF WRITE-INS					
1301.					
1302.					
1303.					
1398. Summary of Line 13 from overflow page					
1399. Totals (Lines 1301 thru 1303 plus 1398) (Line 13 above)					

DIRECT DEATH BENEFITS AND MATURED ENDOWMENTS INCURRED	Ordinary		Credit Life (Group and Individual)		Group		Industrial		Total	
	1	2	3	4	5	6	7	8	9	10
	No.	Amount	No. of Ind.Pols. & Gr. Certifs.	Amount	No. of Certifs.	Amount	No.	Amount	No.	Amount
16. Unpaid December 31, prior year										
17. Incurred during current year										
Settled during current year:										
18.1 By payment in full										
18.2 By payment on compromised claims										
18.3 Totals paid										
18.4 Reduction by compromise										
18.5 Amount rejected										
18.6 Total settlements										
19. Unpaid Dec. 31, current year (16+17-18.6)										
POLICY EXHIBIT										
20. In force December 31, prior year	49	2,668,650	(a)		No. of Policies				49	2,668,650
21. Issued during year	1	10,000							1	10,000
22. Other changes to in force (Net)		(4,754)								(4,754)
23. In force December 31 of current year	50	2,673,896	(a)						50	2,673,896

(a) Includes Individual Credit Life Insurance prior year \$ _____, current year \$ _____
 Includes Group Credit Life Insurance Loans less than or equal to 60 months at issue, prior year \$ _____, current year \$ _____
 Loans greater than 60 months at issue BUT NOT GREATER THAN 120 MONTHS, prior year \$ _____, current year \$ _____

ACCIDENT AND HEALTH INSURANCE

	1	2	3	4	5
	Direct Premiums	Direct Premiums Earned	Dividends Paid Or Credited On Direct Business	Direct Losses Paid	Direct Losses Incurred
24. Group Policies (b)					
24.1 Federal Employees Health Benefits Program premium (b)					
24.2 Credit (Group and Individual)					
24.3 Collectively renewable policies (b)					
24.4 Medicare Title XVIII exempt from state taxes or fees Other Individual Policies:					
25.1 Non-cancelable (b)					
25.2 Guaranteed renewable (b)					
25.3 Non-renewable for stated reasons only (b)					
25.4 Other accident only					
25.5 All other (b)					
25.6 Totals (sum of Lines 25.1 to 25.5)					
26. Totals (Lines 24 + 24.1 + 24.2 + 24.3 + 24.4 + 25.6)					

NONE

(b) For health business on indicated lines report: Number of persons insured under PPO managed care products _____ and number of persons
 insured under indemnity only products _____



ANNUAL STATEMENT FOR THE YEAR 2012 OF THE MOTORISTS LIFE INSURANCE COMPANY

DIRECT BUSINESS IN THE STATE OF New Hampshire

DURING THE YEAR 2012

NAIC Group Code 0291

LIFE INSURANCE

NAIC Company Code 66311

DIRECT PREMIUMS AND ANNUITY CONSIDERATIONS	1	2	3	4	5
	Ordinary	Credit Life (Group and Individual)	Group	Industrial	Total
1. Life insurance	11,022				11,022
2. Annuity considerations					
3. Deposit-type contract funds		XXX		XXX	
4. Other considerations					
5. Totals (Sum of Lines 1 to 4)	11,022				11,022
DIRECT DIVIDENDS TO POLICYHOLDERS					
Life insurance:					
6.1 Paid in cash or left on deposit					
6.2 Applied to pay renewal premiums					
6.3 Applied to provide paid-up additions or shorten the endowment or premium-paying period					
6.4 Other					
6.5 Totals (Sum of Lines 6.1 to 6.4)					
Annuities:					
7.1 Paid in cash or left on deposit					
7.2 Applied to provide paid-up annuities					
7.3 Other					
7.4 Totals (Sum of Lines 7.1 to 7.3)					
8. Grand Totals (Lines 6.5 plus 7.4)					
DIRECT CLAIMS AND BENEFITS PAID					
9. Death benefits	10,000				10,000
10. Matured endowments					
11. Annuity benefits					
12. Surrender values and withdrawals for life contracts	211				211
13. Aggregate write-ins for miscellaneous direct claims and benefits paid					
14. All other benefits, except accident and health					
15. Totals	10,211				10,211
DETAILS OF WRITE-INS					
1301.					
1302.					
1303.					
1398. Summary of Line 13 from overflow page					
1399. Totals (Lines 1301 thru 1303 plus 1398) (Line 13 above)					

DIRECT DEATH BENEFITS AND MATURED ENDOWMENTS INCURRED	Ordinary		Credit Life (Group and Individual)		Group		Industrial		Total	
	1	2	3	4	5	6	7	8	9	10
	No.	Amount	No. of Ind.Pols. & Gr. Certifs.	Amount	No. of Certifs.	Amount	No.	Amount	No.	Amount
16. Unpaid December 31, prior year										
17. Incurred during current year	1	10,000							1	10,000
Settled during current year:										
18.1 By payment in full	1	10,000							1	10,000
18.2 By payment on compromised claims										
18.3 Totals paid	1	10,000							1	10,000
18.4 Reduction by compromise										
18.5 Amount rejected										
18.6 Total settlements	1	10,000							1	10,000
19. Unpaid Dec. 31, current year (16+17-18.6)										
POLICY EXHIBIT										
20. In force December 31, prior year	18	1,167,246	(a)		No. of Policies				18	1,167,246
21. Issued during year										
22. Other changes to in force (Net)		235,595								235,595
23. In force December 31 of current year	18	1,402,841	(a)						18	1,402,841

(a) Includes Individual Credit Life Insurance prior year \$ _____, current year \$ _____
 Includes Group Credit Life Insurance Loans less than or equal to 60 months at issue, prior year \$ _____, current year \$ _____
 Loans greater than 60 months at issue BUT NOT GREATER THAN 120 MONTHS, prior year \$ _____, current year \$ _____

ACCIDENT AND HEALTH INSURANCE

	1	2	3	4	5
	Direct Premiums	Direct Premiums Earned	Dividends Paid Or Credited On Direct Business	Direct Losses Paid	Direct Losses Incurred
24. Group Policies (b)					
24.1 Federal Employees Health Benefits Program premium (b)					
24.2 Credit (Group and Individual)					
24.3 Collectively renewable policies (b)					
24.4 Medicare Title XVIII exempt from state taxes or fees					
Other Individual Policies:					
25.1 Non-cancelable (b)					
25.2 Guaranteed renewable (b)					
25.3 Non-renewable for stated reasons only (b)					
25.4 Other accident only					
25.5 All other (b)					
25.6 Totals (sum of Lines 25.1 to 25.5)					
26. Totals (Lines 24 + 24.1 + 24.2 + 24.3 + 24.4 + 25.6)					

NONE

(b) For health business on indicated lines report: Number of persons insured under PPO managed care products _____ and number of persons insured under indemnity only products _____



ANNUAL STATEMENT FOR THE YEAR 2012 OF THE MOTORISTS LIFE INSURANCE COMPANY

DIRECT BUSINESS IN THE STATE OF New Jersey

DURING THE YEAR 2012

NAIC Group Code 0291

LIFE INSURANCE

NAIC Company Code 66311

DIRECT PREMIUMS AND ANNUITY CONSIDERATIONS	1	2	3	4	5
	Ordinary	Credit Life (Group and Individual)	Group	Industrial	Total
1. Life insurance	44,106				44,106
2. Annuity considerations	300				300
3. Deposit-type contract funds		XXX		XXX	
4. Other considerations					
5. Totals (Sum of Lines 1 to 4)	44,406				44,406
DIRECT DIVIDENDS TO POLICYHOLDERS					
Life insurance:					
6.1 Paid in cash or left on deposit					
6.2 Applied to pay renewal premiums					
6.3 Applied to provide paid-up additions or shorten the endowment or premium-paying period	2,313				2,313
6.4 Other					
6.5 Totals (Sum of Lines 6.1 to 6.4)	2,313				2,313
Annuities:					
7.1 Paid in cash or left on deposit					
7.2 Applied to provide paid-up annuities					
7.3 Other					
7.4 Totals (Sum of Lines 7.1 to 7.3)					
8. Grand Totals (Lines 6.5 plus 7.4)	2,313				2,313
DIRECT CLAIMS AND BENEFITS PAID					
9. Death benefits					
10. Matured endowments					
11. Annuity benefits					
12. Surrender values and withdrawals for life contracts	6,630				6,630
13. Aggregate write-ins for miscellaneous direct claims and benefits paid					
14. All other benefits, except accident and health					
15. Totals	6,630				6,630
DETAILS OF WRITE-INS					
1301.					
1302.					
1303.					
1398. Summary of Line 13 from overflow page					
1399. Totals (Lines 1301 thru 1303 plus 1398) (Line 13 above)					

DIRECT DEATH BENEFITS AND MATURED ENDOWMENTS INCURRED	Ordinary		Credit Life (Group and Individual)		Group		Industrial		Total	
	1	2	3	4	5	6	7	8	9	10
	No.	Amount	No. of Ind.Pols. & Gr. Certifs.	Amount	No. of Certifs.	Amount	No.	Amount	No.	Amount
16. Unpaid December 31, prior year										
17. Incurred during current year										
Settled during current year:										
18.1 By payment in full										
18.2 By payment on compromised claims										
18.3 Totals paid										
18.4 Reduction by compromise										
18.5 Amount rejected										
18.6 Total settlements										
19. Unpaid Dec. 31, current year (16+17-18.6)										
POLICY EXHIBIT										
20. In force December 31, prior year	73	4,245,828	(a)		No. of Policies				73	4,245,828
21. Issued during year	3	67,500							3	67,500
22. Other changes to in force (Net)	(4)	(175,337)							(4)	(175,337)
23. In force December 31 of current year	72	4,137,991	(a)						72	4,137,991

(a) Includes Individual Credit Life Insurance prior year \$ _____, current year \$ _____
 Includes Group Credit Life Insurance Loans less than or equal to 60 months at issue, prior year \$ _____, current year \$ _____
 Loans greater than 60 months at issue BUT NOT GREATER THAN 120 MONTHS, prior year \$ _____, current year \$ _____

ACCIDENT AND HEALTH INSURANCE

	1	2	3	4	5
	Direct Premiums	Direct Premiums Earned	Dividends Paid Or Credited On Direct Business	Direct Losses Paid	Direct Losses Incurred
24. Group Policies (b)					
24.1 Federal Employees Health Benefits Program premium (b)					
24.2 Credit (Group and Individual)					
24.3 Collectively renewable policies (b)					
24.4 Medicare Title XVIII exempt from state taxes or fees Other Individual Policies:					
25.1 Non-cancelable (b)					
25.2 Guaranteed renewable (b)					
25.3 Non-renewable for stated reasons only (b)					
25.4 Other accident only					
25.5 All other (b)					
25.6 Totals (sum of Lines 25.1 to 25.5)					
26. Totals (Lines 24 + 24.1 + 24.2 + 24.3 + 24.4 + 25.6)					

NONE

(b) For health business on indicated lines report: Number of persons insured under PPO managed care products _____ and number of persons
 insured under indemnity only products _____



ANNUAL STATEMENT FOR THE YEAR 2012 OF THE MOTORISTS LIFE INSURANCE COMPANY

DIRECT BUSINESS IN THE STATE OF New Mexico

DURING THE YEAR 2012

NAIC Group Code 0291

LIFE INSURANCE

NAIC Company Code 66311

DIRECT PREMIUMS AND ANNUITY CONSIDERATIONS	1	2	3	4	5
	Ordinary	Credit Life (Group and Individual)	Group	Industrial	Total
1. Life insurance	13,676				13,676
2. Annuity considerations					
3. Deposit-type contract funds		XXX		XXX	
4. Other considerations					
5. Totals (Sum of Lines 1 to 4)	13,676				13,676
DIRECT DIVIDENDS TO POLICYHOLDERS					
Life insurance:					
6.1 Paid in cash or left on deposit					
6.2 Applied to pay renewal premiums					
6.3 Applied to provide paid-up additions or shorten the endowment or premium-paying period	116				116
6.4 Other					
6.5 Totals (Sum of Lines 6.1 to 6.4)	116				116
Annuities:					
7.1 Paid in cash or left on deposit					
7.2 Applied to provide paid-up annuities					
7.3 Other					
7.4 Totals (Sum of Lines 7.1 to 7.3)					
8. Grand Totals (Lines 6.5 plus 7.4)	116				116
DIRECT CLAIMS AND BENEFITS PAID					
9. Death benefits					
10. Matured endowments					
11. Annuity benefits					
12. Surrender values and withdrawals for life contracts	3,050				3,050
13. Aggregate write-ins for miscellaneous direct claims and benefits paid					
14. All other benefits, except accident and health					
15. Totals	3,050				3,050
DETAILS OF WRITE-INS					
1301.					
1302.					
1303.					
1398. Summary of Line 13 from overflow page					
1399. Totals (Lines 1301 thru 1303 plus 1398) (Line 13 above)					

DIRECT DEATH BENEFITS AND MATURED ENDOWMENTS INCURRED	Ordinary		Credit Life (Group and Individual)		Group		Industrial		Total	
	1	2	3	4	5	6	7	8	9	10
	No.	Amount	No. of Ind.Pols. & Gr. Certifs.	Amount	No. of Certifs.	Amount	No.	Amount	No.	Amount
16. Unpaid December 31, prior year										
17. Incurred during current year										
Settled during current year:										
18.1 By payment in full										
18.2 By payment on compromised claims										
18.3 Totals paid										
18.4 Reduction by compromise										
18.5 Amount rejected										
18.6 Total settlements										
19. Unpaid Dec. 31, current year (16+17-18.6)										
POLICY EXHIBIT										
20. In force December 31, prior year	37	2,225,084	(a)		No. of Policies				37	2,225,084
21. Issued during year										
22. Other changes to in force (Net)	(6)	(138,058)							(6)	(138,058)
23. In force December 31 of current year	31	2,087,026	(a)						31	2,087,026

(a) Includes Individual Credit Life Insurance prior year \$ _____, current year \$ _____
 Includes Group Credit Life Insurance Loans less than or equal to 60 months at issue, prior year \$ _____, current year \$ _____
 Loans greater than 60 months at issue BUT NOT GREATER THAN 120 MONTHS, prior year \$ _____, current year \$ _____

ACCIDENT AND HEALTH INSURANCE

	1	2	3	4	5
	Direct Premiums	Direct Premiums Earned	Dividends Paid Or Credited On Direct Business	Direct Losses Paid	Direct Losses Incurred
24. Group Policies (b)					
24.1 Federal Employees Health Benefits Program premium (b)					
24.2 Credit (Group and Individual)					
24.3 Collectively renewable policies (b)					
24.4 Medicare Title XVIII exempt from state taxes or fees Other Individual Policies:					
25.1 Non-cancelable (b)					
25.2 Guaranteed renewable (b)					
25.3 Non-renewable for stated reasons only (b)					
25.4 Other accident only					
25.5 All other (b)					
25.6 Totals (sum of Lines 25.1 to 25.5)					
26. Totals (Lines 24 + 24.1 + 24.2 + 24.3 + 24.4 + 25.6)					

NONE

(b) For health business on indicated lines report: Number of persons insured under PPO managed care products _____ and number of persons
 insured under indemnity only products _____



ANNUAL STATEMENT FOR THE YEAR 2012 OF THE MOTORISTS LIFE INSURANCE COMPANY

DIRECT BUSINESS IN THE STATE OF New York

DURING THE YEAR 2012

NAIC Group Code 0291

LIFE INSURANCE

NAIC Company Code 66311

Table with 5 columns: 1 Ordinary, 2 Credit Life (Group and Individual), 3 Group, 4 Industrial, 5 Total. Rows include: DIRECT PREMIUMS AND ANNUITY CONSIDERATIONS, DIRECT DIVIDENDS TO POLICYHOLDERS, DIRECT CLAIMS AND BENEFITS PAID, DETAILS OF WRITE-INS.

Table with 10 columns: 1 No., 2 Amount, 3 No. of Ind.Pols. & Gr. Certifs., 4 Amount, 5 No. of Certifs., 6 Amount, 7 No., 8 Amount, 9 No., 10 Amount. Rows include: DIRECT DEATH BENEFITS AND MATURED ENDOWMENTS INCURRED, POLICY EXHIBIT.

(a) Includes Individual Credit Life Insurance prior year \$, current year \$ Includes Group Credit Life Insurance Loans less than or equal to 60 months at issue, prior year \$, current year \$ Loans greater than 60 months at issue BUT NOT GREATER THAN 120 MONTHS, prior year \$, current year \$

ACCIDENT AND HEALTH INSURANCE

Table with 5 columns: 1 Direct Premiums, 2 Direct Premiums Earned, 3 Dividends Paid Or Credited On Direct Business, 4 Direct Losses Paid, 5 Direct Losses Incurred. Rows include: 24. Group Policies (b), 24.1 Federal Employees Health Benefits Program premium (b), 24.2 Credit (Group and Individual), 24.3 Collectively renewable policies (b), 24.4 Medicare Title XVIII exempt from state taxes or fees, 24.5 Other Individual Policies, 25.1 Non-cancelable (b), 25.2 Guaranteed renewable (b), 25.3 Non-renewable for stated reasons only (b), 25.4 Other accident only, 25.5 All other (b), 25.6 Totals (sum of Lines 25.1 to 25.5), 26. Totals (Lines 24 + 24.1 + 24.2 + 24.3 + 24.4 + 25.6). Large 'NONE' watermark is present.

(b) For health business on indicated lines report: Number of persons insured under PPO managed care products and number of persons insured under indemnity only products



ANNUAL STATEMENT FOR THE YEAR 2012 OF THE MOTORISTS LIFE INSURANCE COMPANY

DIRECT BUSINESS IN THE STATE OF North Carolina

DURING THE YEAR 2012

NAIC Group Code 0291

LIFE INSURANCE

NAIC Company Code 66311

DIRECT PREMIUMS AND ANNUITY CONSIDERATIONS	1	2	3	4	5
	Ordinary	Credit Life (Group and Individual)	Group	Industrial	Total
1. Life insurance	108,112				108,112
2. Annuity considerations	36,509				36,509
3. Deposit-type contract funds		XXX		XXX	
4. Other considerations					
5. Totals (Sum of Lines 1 to 4)	144,621				144,621
DIRECT DIVIDENDS TO POLICYHOLDERS					
Life insurance:					
6.1 Paid in cash or left on deposit					
6.2 Applied to pay renewal premiums					
6.3 Applied to provide paid-up additions or shorten the endowment or premium-paying period	1,275				1,275
6.4 Other					
6.5 Totals (Sum of Lines 6.1 to 6.4)	1,275				1,275
Annuities:					
7.1 Paid in cash or left on deposit					
7.2 Applied to provide paid-up annuities					
7.3 Other					
7.4 Totals (Sum of Lines 7.1 to 7.3)					
8. Grand Totals (Lines 6.5 plus 7.4)	1,275				1,275
DIRECT CLAIMS AND BENEFITS PAID					
9. Death benefits	10,000				10,000
10. Matured endowments					
11. Annuity benefits					
12. Surrender values and withdrawals for life contracts	75,934				75,934
13. Aggregate write-ins for miscellaneous direct claims and benefits paid					
14. All other benefits, except accident and health	679				679
15. Totals	86,613				86,613
DETAILS OF WRITE-INS					
1301.					
1302.					
1303.					
1398. Summary of Line 13 from overflow page					
1399. Totals (Lines 1301 thru 1303 plus 1398) (Line 13 above)					

DIRECT DEATH BENEFITS AND MATURED ENDOWMENTS INCURRED	Ordinary		Credit Life (Group and Individual)		Group		Industrial		Total	
	1	2	3	4	5	6	7	8	9	10
	No.	Amount	No. of Ind.Pols. & Gr. Certifs.	Amount	No. of Certifs.	Amount	No.	Amount	No.	Amount
16. Unpaid December 31, prior year										
17. Incurred during current year	1	10,000							1	10,000
Settled during current year:										
18.1 By payment in full	1	10,000							1	10,000
18.2 By payment on compromised claims										
18.3 Totals paid	1	10,000							1	10,000
18.4 Reduction by compromise										
18.5 Amount rejected										
18.6 Total settlements	1	10,000							1	10,000
19. Unpaid Dec. 31, current year (16+17-18.6)										
POLICY EXHIBIT										
20. In force December 31, prior year	213	21,779,168	(a)		No. of Policies				213	21,779,168
21. Issued during year	3	150,038							3	150,038
22. Other changes to in force (Net)	18	(218,154)							18	(218,154)
23. In force December 31 of current year	234	21,711,052	(a)						234	21,711,052

(a) Includes Individual Credit Life Insurance prior year \$ _____, current year \$ _____
 Includes Group Credit Life Insurance Loans less than or equal to 60 months at issue, prior year \$ _____, current year \$ _____
 Loans greater than 60 months at issue BUT NOT GREATER THAN 120 MONTHS, prior year \$ _____, current year \$ _____

ACCIDENT AND HEALTH INSURANCE

	1	2	3	4	5
	Direct Premiums	Direct Premiums Earned	Dividends Paid Or Credited On Direct Business	Direct Losses Paid	Direct Losses Incurred
24. Group Policies (b)					
24.1 Federal Employees Health Benefits Program premium (b)					
24.2 Credit (Group and Individual)					
24.3 Collectively renewable policies (b)					
24.4 Medicare Title XVIII exempt from state taxes or fees					
Other Individual Policies:					
25.1 Non-cancelable (b)					
25.2 Guaranteed renewable (b)					
25.3 Non-renewable for stated reasons only (b)					
25.4 Other accident only					
25.5 All other (b)					
25.6 Totals (sum of Lines 25.1 to 25.5)					
26. Totals (Lines 24 + 24.1 + 24.2 + 24.3 + 24.4 + 25.6)					

NONE

(b) For health business on indicated lines report: Number of persons insured under PPO managed care products _____ and number of persons insured under indemnity only products _____



ANNUAL STATEMENT FOR THE YEAR 2012 OF THE MOTORISTS LIFE INSURANCE COMPANY

DIRECT BUSINESS IN THE STATE OF North Dakota

DURING THE YEAR 2012

NAIC Group Code 0291

LIFE INSURANCE

NAIC Company Code 66311

DIRECT PREMIUMS AND ANNUITY CONSIDERATIONS	1	2	3	4	5
	Ordinary	Credit Life (Group and Individual)	Group	Industrial	Total
1. Life insurance	1,671				1,671
2. Annuity considerations					
3. Deposit-type contract funds		XXX		XXX	
4. Other considerations					
5. Totals (Sum of Lines 1 to 4)	1,671				1,671
DIRECT DIVIDENDS TO POLICYHOLDERS					
Life insurance:					
6.1 Paid in cash or left on deposit					
6.2 Applied to pay renewal premiums					
6.3 Applied to provide paid-up additions or shorten the endowment or premium-paying period					
6.4 Other					
6.5 Totals (Sum of Lines 6.1 to 6.4)					
Annuities:					
7.1 Paid in cash or left on deposit					
7.2 Applied to provide paid-up annuities					
7.3 Other					
7.4 Totals (Sum of Lines 7.1 to 7.3)					
8. Grand Totals (Lines 6.5 plus 7.4)					
DIRECT CLAIMS AND BENEFITS PAID					
9. Death benefits					
10. Matured endowments					
11. Annuity benefits					
12. Surrender values and withdrawals for life contracts					
13. Aggregate write-ins for miscellaneous direct claims and benefits paid					
14. All other benefits, except accident and health					
15. Totals					
DETAILS OF WRITE-INS					
1301.					
1302.					
1303.					
1398. Summary of Line 13 from overflow page					
1399. Totals (Lines 1301 thru 1303 plus 1398) (Line 13 above)					

DIRECT DEATH BENEFITS AND MATURED ENDOWMENTS INCURRED	Ordinary		Credit Life (Group and Individual)		Group		Industrial		Total	
	1	2	3	4	5	6	7	8	9	10
	No.	Amount	No. of Ind.Pols. & Gr. Certifs.	Amount	No. of Certifs.	Amount	No.	Amount	No.	Amount
16. Unpaid December 31, prior year										
17. Incurred during current year										
Settled during current year:										
18.1 By payment in full										
18.2 By payment on compromised claims										
18.3 Totals paid										
18.4 Reduction by compromise										
18.5 Amount rejected										
18.6 Total settlements										
19. Unpaid Dec. 31, current year (16+17-18.6)										
POLICY EXHIBIT										
20. In force December 31, prior year	1	50,000	(a)		No. of Policies				1	50,000
21. Issued during year										
22. Other changes to in force (Net)										
23. In force December 31 of current year	1	50,000	(a)						1	50,000

(a) Includes Individual Credit Life Insurance prior year \$ _____, current year \$ _____
 Includes Group Credit Life Insurance Loans less than or equal to 60 months at issue, prior year \$ _____, current year \$ _____
 Loans greater than 60 months at issue BUT NOT GREATER THAN 120 MONTHS, prior year \$ _____, current year \$ _____

ACCIDENT AND HEALTH INSURANCE

	1	2	3	4	5
	Direct Premiums	Direct Premiums Earned	Dividends Paid Or Credited On Direct Business	Direct Losses Paid	Direct Losses Incurred
24. Group Policies (b)					
24.1 Federal Employees Health Benefits Program premium (b)					
24.2 Credit (Group and Individual)					
24.3 Collectively renewable policies (b)					
24.4 Medicare Title XVIII exempt from state taxes or fees Other Individual Policies:					
25.1 Non-cancelable (b)					
25.2 Guaranteed renewable (b)					
25.3 Non-renewable for stated reasons only (b)					
25.4 Other accident only					
25.5 All other (b)					
25.6 Totals (sum of Lines 25.1 to 25.5)					
26. Totals (Lines 24 + 24.1 + 24.2 + 24.3 + 24.4 + 25.6)					

NONE

(b) For health business on indicated lines report: Number of persons insured under PPO managed care products _____ and number of persons
 insured under indemnity only products _____



ANNUAL STATEMENT FOR THE YEAR 2012 OF THE MOTORISTS LIFE INSURANCE COMPANY

DIRECT BUSINESS IN THE STATE OF Ohio

DURING THE YEAR 2012

NAIC Group Code 0291

LIFE INSURANCE

NAIC Company Code 66311

Table with 5 columns: 1 Ordinary, 2 Credit Life (Group and Individual), 3 Group, 4 Industrial, 5 Total. Rows include: DIRECT PREMIUMS AND ANNUITY CONSIDERATIONS, DIRECT DIVIDENDS TO POLICYHOLDERS, DIRECT CLAIMS AND BENEFITS PAID, and DETAILS OF WRITE-INS.

Table with 10 columns: 1 No., 2 Amount, 3 No. of Ind.Pols. & Gr. Certifs., 4 Amount, 5 No. of Certifs., 6 Amount, 7 No., 8 Amount, 9 No., 10 Amount. Rows include: DIRECT DEATH BENEFITS AND MATURED ENDOWMENTS INCURRED and POLICY EXHIBIT.

(a) Includes Individual Credit Life Insurance prior year \$, current year \$
Includes Group Credit Life Insurance Loans less than or equal to 60 months at issue, prior year \$, current year \$
Loans greater than 60 months at issue BUT NOT GREATER THAN 120 MONTHS, prior year \$, current year \$

ACCIDENT AND HEALTH INSURANCE

Table with 5 columns: 1 Direct Premiums, 2 Direct Premiums Earned, 3 Dividends Paid Or Credited On Direct Business, 4 Direct Losses Paid, 5 Direct Losses Incurred. Rows include: 24. Group Policies (b), 24.1 Federal Employees Health Benefits Program premium (b), 24.2 Credit (Group and Individual), 24.3 Collectively renewable policies (b), 24.4 Medicare Title XVIII exempt from state taxes or fees, Other Individual Policies: 25.1 Non-cancelable (b), 25.2 Guaranteed renewable (b), 25.3 Non-renewable for stated reasons only (b), 25.4 Other accident only, 25.5 All other (b), 25.6 Totals (sum of Lines 25.1 to 25.5), 26. Totals (Lines 24 + 24.1 + 24.2 + 24.3 + 24.4 + 25.6)

NONE

(b) For health business on indicated lines report: Number of persons insured under PPO managed care products and number of persons insured under indemnity only products



ANNUAL STATEMENT FOR THE YEAR 2012 OF THE MOTORISTS LIFE INSURANCE COMPANY

DIRECT BUSINESS IN THE STATE OF Oklahoma

DURING THE YEAR 2012

NAIC Group Code 0291

LIFE INSURANCE

NAIC Company Code 66311

DIRECT PREMIUMS AND ANNUITY CONSIDERATIONS	1	2	3	4	5
	Ordinary	Credit Life (Group and Individual)	Group	Industrial	Total
1. Life insurance	21,949				21,949
2. Annuity considerations					
3. Deposit-type contract funds		XXX		XXX	
4. Other considerations					
5. Totals (Sum of Lines 1 to 4)	21,949				21,949
DIRECT DIVIDENDS TO POLICYHOLDERS					
Life insurance:					
6.1 Paid in cash or left on deposit					
6.2 Applied to pay renewal premiums					
6.3 Applied to provide paid-up additions or shorten the endowment or premium-paying period	221				221
6.4 Other					
6.5 Totals (Sum of Lines 6.1 to 6.4)	221				221
Annuities:					
7.1 Paid in cash or left on deposit					
7.2 Applied to provide paid-up annuities					
7.3 Other					
7.4 Totals (Sum of Lines 7.1 to 7.3)					
8. Grand Totals (Lines 6.5 plus 7.4)	221				221
DIRECT CLAIMS AND BENEFITS PAID					
9. Death benefits					
10. Matured endowments					
11. Annuity benefits					
12. Surrender values and withdrawals for life contracts	1,447				1,447
13. Aggregate write-ins for miscellaneous direct claims and benefits paid					
14. All other benefits, except accident and health					
15. Totals	1,447				1,447
DETAILS OF WRITE-INS					
1301.					
1302.					
1303.					
1398. Summary of Line 13 from overflow page					
1399. Totals (Lines 1301 thru 1303 plus 1398) (Line 13 above)					

DIRECT DEATH BENEFITS AND MATURED ENDOWMENTS INCURRED	Ordinary		Credit Life (Group and Individual)		Group		Industrial		Total	
	1	2	3	4	5	6	7	8	9	10
	No.	Amount	No. of Ind.Pols. & Gr. Certifs.	Amount	No. of Certifs.	Amount	No.	Amount	No.	Amount
16. Unpaid December 31, prior year										
17. Incurred during current year										
Settled during current year:										
18.1 By payment in full										
18.2 By payment on compromised claims										
18.3 Totals paid										
18.4 Reduction by compromise										
18.5 Amount rejected										
18.6 Total settlements										
19. Unpaid Dec. 31, current year (16+17-18.6)										
POLICY EXHIBIT						No. of Policies				
20. In force December 31, prior year	24	2,089,248	(a)						24	2,089,248
21. Issued during year										
22. Other changes to in force (Net)	(2)	(993,742)							(2)	(993,742)
23. In force December 31 of current year	22	1,095,506	(a)						22	1,095,506

(a) Includes Individual Credit Life Insurance prior year \$ _____, current year \$ _____
 Includes Group Credit Life Insurance Loans less than or equal to 60 months at issue, prior year \$ _____, current year \$ _____
 Loans greater than 60 months at issue BUT NOT GREATER THAN 120 MONTHS, prior year \$ _____, current year \$ _____

ACCIDENT AND HEALTH INSURANCE

	1	2	3	4	5
	Direct Premiums	Direct Premiums Earned	Dividends Paid Or Credited On Direct Business	Direct Losses Paid	Direct Losses Incurred
24. Group Policies (b)					
24.1 Federal Employees Health Benefits Program premium (b)					
24.2 Credit (Group and Individual)					
24.3 Collectively renewable policies (b)					
24.4 Medicare Title XVIII exempt from state taxes or fees Other Individual Policies:					
25.1 Non-cancelable (b)					
25.2 Guaranteed renewable (b)					
25.3 Non-renewable for stated reasons only (b)					
25.4 Other accident only					
25.5 All other (b)					
25.6 Totals (sum of Lines 25.1 to 25.5)					
26. Totals (Lines 24 + 24.1 + 24.2 + 24.3 + 24.4 + 25.6)					

NONE

(b) For health business on indicated lines report: Number of persons insured under PPO managed care products _____ and number of persons
 insured under indemnity only products _____



ANNUAL STATEMENT FOR THE YEAR 2012 OF THE MOTORISTS LIFE INSURANCE COMPANY

DIRECT BUSINESS IN THE STATE OF Oregon

DURING THE YEAR 2012

NAIC Group Code 0291

LIFE INSURANCE

NAIC Company Code 66311

Table with 5 columns: 1 Ordinary, 2 Credit Life (Group and Individual), 3 Group, 4 Industrial, 5 Total. Rows include Direct Premiums and Annuity Considerations, Direct Dividends to Policyholders, and Direct Claims and Benefits Paid.

Table with 10 columns: 1 No., 2 Amount, 3 No. of Ind. Pols. & Gr. Certifs., 4 Amount, 5 No. of Certifs., 6 Amount, 7 No., 8 Amount, 9 No., 10 Amount. Rows include Direct Death Benefits and Matured Endowments Incurred and Policy Exhibit.

(a) Includes Individual Credit Life Insurance prior year \$, current year \$ Includes Group Credit Life Insurance Loans less than or equal to 60 months at issue, prior year \$, current year \$ Loans greater than 60 months at issue BUT NOT GREATER THAN 120 MONTHS, prior year \$, current year \$

ACCIDENT AND HEALTH INSURANCE

Table with 5 columns: 1 Direct Premiums, 2 Direct Premiums Earned, 3 Dividends Paid Or Credited On Direct Business, 4 Direct Losses Paid, 5 Direct Losses Incurred. Rows include Group Policies (b) and various sub-categories. A large 'NONE' watermark is overlaid on the table.

(b) For health business on indicated lines report: Number of persons insured under PPO managed care products and number of persons insured under indemnity only products



ANNUAL STATEMENT FOR THE YEAR 2012 OF THE MOTORISTS LIFE INSURANCE COMPANY

DIRECT BUSINESS IN THE STATE OF Pennsylvania

DURING THE YEAR 2012

NAIC Group Code 0291

LIFE INSURANCE

NAIC Company Code 66311

DIRECT PREMIUMS AND ANNUITY CONSIDERATIONS	1	2	3	4	5
	Ordinary	Credit Life (Group and Individual)	Group	Industrial	Total
1. Life insurance	8,684,707				8,684,707
2. Annuity considerations	3,693,715				3,693,715
3. Deposit-type contract funds	184,919	XXX		XXX	184,919
4. Other considerations					
5. Totals (Sum of Lines 1 to 4)	12,563,341				12,563,341
DIRECT DIVIDENDS TO POLICYHOLDERS					
Life insurance:					
6.1 Paid in cash or left on deposit	5,053				5,053
6.2 Applied to pay renewal premiums	34,904				34,904
6.3 Applied to provide paid-up additions or shorten the endowment or premium-paying period	214,252				214,252
6.4 Other	236				236
6.5 Totals (Sum of Lines 6.1 to 6.4)	254,446				254,446
Annuities:					
7.1 Paid in cash or left on deposit					
7.2 Applied to provide paid-up annuities					
7.3 Other					
7.4 Totals (Sum of Lines 7.1 to 7.3)					
8. Grand Totals (Lines 6.5 plus 7.4)	254,446				254,446
DIRECT CLAIMS AND BENEFITS PAID					
9. Death benefits	4,291,614				4,291,614
10. Matured endowments	10,000				10,000
11. Annuity benefits	1,035,524				1,035,524
12. Surrender values and withdrawals for life contracts	3,427,871				3,427,871
13. Aggregate write-ins for miscellaneous direct claims and benefits paid					
14. All other benefits, except accident and health	21,906				21,906
15. Totals	8,786,916				8,786,916
DETAILS OF WRITE-INS					
1301.					
1302.					
1303.					
1398. Summary of Line 13 from overflow page					
1399. Totals (Lines 1301 thru 1303 plus 1398) (Line 13 above)					

DIRECT DEATH BENEFITS AND MATURED ENDOWMENTS INCURRED	Ordinary		Credit Life (Group and Individual)		Group		Industrial		Total	
	1	2	3	4	5	6	7	8	9	10
	No.	Amount	No. of Ind.Pols. & Gr. Certifs.	Amount	No. of Certifs.	Amount	No.	Amount	No.	Amount
16. Unpaid December 31, prior year	23	569,538							23	569,538
17. Incurred during current year	187	4,106,050							187	4,106,050
Settled during current year:										
18.1 By payment in full	175	4,301,614							175	4,301,614
18.2 By payment on compromised claims										
18.3 Totals paid	175	4,301,614							175	4,301,614
18.4 Reduction by compromise										
18.5 Amount rejected	6	57,750							6	57,750
18.6 Total settlements	181	4,359,364							181	4,359,364
19. Unpaid Dec. 31, current year (16+17-18.6)	29	316,224							29	316,224
POLICY EXHIBIT										
20. In force December 31, prior year	14,561	979,356,285	(a)		No. of Policies				14,561	979,356,285
21. Issued during year	1,064	52,210,747							1,064	52,210,747
22. Other changes to in force (Net)	(820)	(51,015,780)							(820)	(51,015,780)
23. In force December 31 of current year	14,805	980,551,252	(a)						14,805	980,551,252

(a) Includes Individual Credit Life Insurance prior year \$ _____, current year \$ _____
 Includes Group Credit Life Insurance Loans less than or equal to 60 months at issue, prior year \$ _____, current year \$ _____
 Loans greater than 60 months at issue BUT NOT GREATER THAN 120 MONTHS, prior year \$ _____, current year \$ _____

ACCIDENT AND HEALTH INSURANCE

	1	2	3	4	5
	Direct Premiums	Direct Premiums Earned	Dividends Paid Or Credited On Direct Business	Direct Losses Paid	Direct Losses Incurred
24. Group Policies (b)					
24.1 Federal Employees Health Benefits Program premium (b)					
24.2 Credit (Group and Individual)					
24.3 Collectively renewable policies (b)					
24.4 Medicare Title XVIII exempt from state taxes or fees Other Individual Policies:					
25.1 Non-cancelable (b)					
25.2 Guaranteed renewable (b)					
25.3 Non-renewable for stated reasons only (b)					
25.4 Other accident only					
25.5 All other (b)					
25.6 Totals (sum of Lines 25.1 to 25.5)					
26. Totals (Lines 24 + 24.1 + 24.2 + 24.3 + 24.4 + 25.6)					

NONE

(b) For health business on indicated lines report: Number of persons insured under PPO managed care products _____ and number of persons insured under indemnity only products _____



ANNUAL STATEMENT FOR THE YEAR 2012 OF THE MOTORISTS LIFE INSURANCE COMPANY

DIRECT BUSINESS IN THE STATE OF Rhode Island

DURING THE YEAR 2012

NAIC Group Code 0291

LIFE INSURANCE

NAIC Company Code 66311

Table with 5 columns: 1 Ordinary, 2 Credit Life (Group and Individual), 3 Group, 4 Industrial, 5 Total. Rows include: DIRECT PREMIUMS AND ANNUITY CONSIDERATIONS, DIRECT DIVIDENDS TO POLICYHOLDERS, DIRECT CLAIMS AND BENEFITS PAID, DETAILS OF WRITE-INS.

Table with 10 columns: 1 No., 2 Amount, 3 No. of Ind.Pols. & Gr. Certifs., 4 Amount, 5 No. of Certifs., 6 Amount, 7 No., 8 Amount, 9 No., 10 Amount. Rows include: 16-19 Unpaid/Incurred/Total settlements, 20-23 POLICY EXHIBIT.

(a) Includes Individual Credit Life Insurance prior year \$, current year \$ Includes Group Credit Life Insurance Loans less than or equal to 60 months at issue, prior year \$, current year \$ Loans greater than 60 months at issue BUT NOT GREATER THAN 120 MONTHS, prior year \$, current year \$

ACCIDENT AND HEALTH INSURANCE

Table with 5 columns: 1 Direct Premiums, 2 Direct Premiums Earned, 3 Dividends Paid Or Credited On Direct Business, 4 Direct Losses Paid, 5 Direct Losses Incurred. Rows include: 24-26 Group/Individual Policies. Large 'NONE' watermark is present.

(b) For health business on indicated lines report: Number of persons insured under PPO managed care products and number of persons insured under indemnity only products



ANNUAL STATEMENT FOR THE YEAR 2012 OF THE MOTORISTS LIFE INSURANCE COMPANY

DIRECT BUSINESS IN THE STATE OF South Carolina

DURING THE YEAR 2012

NAIC Group Code 0291

LIFE INSURANCE

NAIC Company Code 66311

DIRECT PREMIUMS AND ANNUITY CONSIDERATIONS	1	2	3	4	5
	Ordinary	Credit Life (Group and Individual)	Group	Industrial	Total
1. Life insurance	617,470				617,470
2. Annuity considerations	244,180				244,180
3. Deposit-type contract funds		XXX		XXX	
4. Other considerations					
5. Totals (Sum of Lines 1 to 4)	861,650				861,650
DIRECT DIVIDENDS TO POLICYHOLDERS					
Life insurance:					
6.1 Paid in cash or left on deposit	158				158
6.2 Applied to pay renewal premiums					
6.3 Applied to provide paid-up additions or shorten the endowment or premium-paying period	3,868				3,868
6.4 Other					
6.5 Totals (Sum of Lines 6.1 to 6.4)	4,026				4,026
Annuities:					
7.1 Paid in cash or left on deposit					
7.2 Applied to provide paid-up annuities					
7.3 Other					
7.4 Totals (Sum of Lines 7.1 to 7.3)					
8. Grand Totals (Lines 6.5 plus 7.4)	4,026				4,026
DIRECT CLAIMS AND BENEFITS PAID					
9. Death benefits	317,215				317,215
10. Matured endowments					
11. Annuity benefits					
12. Surrender values and withdrawals for life contracts	277,132				277,132
13. Aggregate write-ins for miscellaneous direct claims and benefits paid					
14. All other benefits, except accident and health	273				273
15. Totals	594,621				594,621
DETAILS OF WRITE-INS					
1301.					
1302.					
1303.					
1398. Summary of Line 13 from overflow page					
1399. Totals (Lines 1301 thru 1303 plus 1398) (Line 13 above)					

DIRECT DEATH BENEFITS AND MATURED ENDOWMENTS INCURRED	Ordinary		Credit Life (Group and Individual)		Group		Industrial		Total	
	1	2	3	4	5	6	7	8	9	10
	No.	Amount	No. of Ind.Pols. & Gr. Certifs.	Amount	No. of Certifs.	Amount	No.	Amount	No.	Amount
16. Unpaid December 31, prior year	4	35,342							4	35,342
17. Incurred during current year	22	317,215							22	317,215
Settled during current year:										
18.1 By payment in full	22	317,215							22	317,215
18.2 By payment on compromised claims										
18.3 Totals paid	22	317,215							22	317,215
18.4 Reduction by compromise	1	15,000							1	15,000
18.5 Amount rejected										
18.6 Total settlements	23	332,215							23	332,215
19. Unpaid Dec. 31, current year (16+17-18.6)	3	20,342							3	20,342
POLICY EXHIBIT										
20. In force December 31, prior year	1,272	44,947,971	(a)		No. of Policies				1,272	44,947,971
21. Issued during year	127	4,646,498							127	4,646,498
22. Other changes to in force (Net)	(75)	(1,170,884)							(75)	(1,170,884)
23. In force December 31 of current year	1,324	48,423,585	(a)						1,324	48,423,585

(a) Includes Individual Credit Life Insurance prior year \$ _____, current year \$ _____
 Includes Group Credit Life Insurance Loans less than or equal to 60 months at issue, prior year \$ _____, current year \$ _____
 Loans greater than 60 months at issue BUT NOT GREATER THAN 120 MONTHS, prior year \$ _____, current year \$ _____

ACCIDENT AND HEALTH INSURANCE

	1	2	3	4	5
	Direct Premiums	Direct Premiums Earned	Dividends Paid Or Credited On Direct Business	Direct Losses Paid	Direct Losses Incurred
24. Group Policies (b)					
24.1 Federal Employees Health Benefits Program premium (b)					
24.2 Credit (Group and Individual)					
24.3 Collectively renewable policies (b)					
24.4 Medicare Title XVIII exempt from state taxes or fees Other Individual Policies:					
25.1 Non-cancelable (b)					
25.2 Guaranteed renewable (b)					
25.3 Non-renewable for stated reasons only (b)					
25.4 Other accident only					
25.5 All other (b)					
25.6 Totals (sum of Lines 25.1 to 25.5)					
26. Totals (Lines 24 + 24.1 + 24.2 + 24.3 + 24.4 + 25.6)					

NONE

(b) For health business on indicated lines report: Number of persons insured under PPO managed care products _____ and number of persons
 insured under indemnity only products _____



ANNUAL STATEMENT FOR THE YEAR 2012 OF THE MOTORISTS LIFE INSURANCE COMPANY

DIRECT BUSINESS IN THE STATE OF South Dakota

DURING THE YEAR 2012

NAIC Group Code 0291

LIFE INSURANCE

NAIC Company Code 66311

DIRECT PREMIUMS AND ANNUITY CONSIDERATIONS	1	2	3	4	5
	Ordinary	Credit Life (Group and Individual)	Group	Industrial	Total
1. Life insurance	11,543				11,543
2. Annuity considerations					
3. Deposit-type contract funds		XXX		XXX	
4. Other considerations					
5. Totals (Sum of Lines 1 to 4)	11,543				11,543
DIRECT DIVIDENDS TO POLICYHOLDERS					
Life insurance:					
6.1 Paid in cash or left on deposit					
6.2 Applied to pay renewal premiums					
6.3 Applied to provide paid-up additions or shorten the endowment or premium-paying period					
6.4 Other					
6.5 Totals (Sum of Lines 6.1 to 6.4)					
Annuities:					
7.1 Paid in cash or left on deposit					
7.2 Applied to provide paid-up annuities					
7.3 Other					
7.4 Totals (Sum of Lines 7.1 to 7.3)					
8. Grand Totals (Lines 6.5 plus 7.4)					
DIRECT CLAIMS AND BENEFITS PAID					
9. Death benefits					
10. Matured endowments					
11. Annuity benefits					
12. Surrender values and withdrawals for life contracts					
13. Aggregate write-ins for miscellaneous direct claims and benefits paid					
14. All other benefits, except accident and health					
15. Totals					
DETAILS OF WRITE-INS					
1301.					
1302.					
1303.					
1398. Summary of Line 13 from overflow page					
1399. Totals (Lines 1301 thru 1303 plus 1398) (Line 13 above)					

DIRECT DEATH BENEFITS AND MATURED ENDOWMENTS INCURRED	Ordinary		Credit Life (Group and Individual)		Group		Industrial		Total	
	1	2	3	4	5	6	7	8	9	10
	No.	Amount	No. of Ind.Pols. & Gr. Certifs.	Amount	No. of Certifs.	Amount	No.	Amount	No.	Amount
16. Unpaid December 31, prior year										
17. Incurred during current year Settled during current year:										
18.1 By payment in full										
18.2 By payment on compromised claims										
18.3 Totals paid										
18.4 Reduction by compromise										
18.5 Amount rejected										
18.6 Total settlements										
19. Unpaid Dec. 31, current year (16+17-18.6)										
POLICY EXHIBIT										
20. In force December 31, prior year	5	247,928	(a)		No. of Policies				5	247,928
21. Issued during year										
22. Other changes to in force (Net)		358								358
23. In force December 31 of current year	5	248,286	(a)						5	248,286

(a) Includes Individual Credit Life Insurance prior year \$ _____, current year \$ _____
 Includes Group Credit Life Insurance Loans less than or equal to 60 months at issue, prior year \$ _____, current year \$ _____
 Loans greater than 60 months at issue BUT NOT GREATER THAN 120 MONTHS, prior year \$ _____, current year \$ _____

ACCIDENT AND HEALTH INSURANCE

	1	2	3	4	5
	Direct Premiums	Direct Premiums Earned	Dividends Paid Or Credited On Direct Business	Direct Losses Paid	Direct Losses Incurred
24. Group Policies (b)					
24.1 Federal Employees Health Benefits Program premium (b)					
24.2 Credit (Group and Individual)					
24.3 Collectively renewable policies (b)					
24.4 Medicare Title XVIII exempt from state taxes or fees Other Individual Policies:					
25.1 Non-cancelable (b)					
25.2 Guaranteed renewable (b)					
25.3 Non-renewable for stated reasons only (b)					
25.4 Other accident only					
25.5 All other (b)					
25.6 Totals (sum of Lines 25.1 to 25.5)					
26. Totals (Lines 24 + 24.1 + 24.2 + 24.3 + 24.4 + 25.6)					

NONE

(b) For health business on indicated lines report: Number of persons insured under PPO managed care products _____ and number of persons
 insured under indemnity only products _____



ANNUAL STATEMENT FOR THE YEAR 2012 OF THE MOTORISTS LIFE INSURANCE COMPANY

DIRECT BUSINESS IN THE STATE OF Tennessee

DURING THE YEAR 2012

NAIC Group Code 0291

LIFE INSURANCE

NAIC Company Code 66311

DIRECT PREMIUMS AND ANNUITY CONSIDERATIONS	1	2	3	4	5
	Ordinary	Credit Life (Group and Individual)	Group	Industrial	Total
1. Life insurance	1,629,955				1,629,955
2. Annuity considerations	37,205				37,205
3. Deposit-type contract funds		XXX		XXX	
4. Other considerations					
5. Totals (Sum of Lines 1 to 4)	1,667,160				1,667,160
DIRECT DIVIDENDS TO POLICYHOLDERS					
Life insurance:					
6.1 Paid in cash or left on deposit	172				172
6.2 Applied to pay renewal premiums	1,258				1,258
6.3 Applied to provide paid-up additions or shorten the endowment or premium-paying period	5,613				5,613
6.4 Other					
6.5 Totals (Sum of Lines 6.1 to 6.4)	7,043				7,043
Annuities:					
7.1 Paid in cash or left on deposit					
7.2 Applied to provide paid-up annuities					
7.3 Other					
7.4 Totals (Sum of Lines 7.1 to 7.3)					
8. Grand Totals (Lines 6.5 plus 7.4)	7,043				7,043
DIRECT CLAIMS AND BENEFITS PAID					
9. Death benefits	1,413,390				1,413,390
10. Matured endowments					
11. Annuity benefits	618				618
12. Surrender values and withdrawals for life contracts	323,135				323,135
13. Aggregate write-ins for miscellaneous direct claims and benefits paid					
14. All other benefits, except accident and health					
15. Totals	1,737,143				1,737,143
DETAILS OF WRITE-INS					
1301.					
1302.					
1303.					
1398. Summary of Line 13 from overflow page					
1399. Totals (Lines 1301 thru 1303 plus 1398) (Line 13 above)					

DIRECT DEATH BENEFITS AND MATURED ENDOWMENTS INCURRED	Ordinary		Credit Life (Group and Individual)		Group		Industrial		Total	
	1	2	3	4	5	6	7	8	9	10
	No.	Amount	No. of Ind.Pols. & Gr. Certifs.	Amount	No. of Certifs.	Amount	No.	Amount	No.	Amount
16. Unpaid December 31, prior year	7	540,000							7	540,000
17. Incurred during current year	105	1,103,427							105	1,103,427
Settled during current year:										
18.1 By payment in full	86	1,413,390							86	1,413,390
18.2 By payment on compromised claims										
18.3 Totals paid	86	1,413,390							86	1,413,390
18.4 Reduction by compromise										
18.5 Amount rejected	3	36,000							3	36,000
18.6 Total settlements	89	1,449,390							89	1,449,390
19. Unpaid Dec. 31, current year (16+17-18.6)	23	194,037							23	194,037
POLICY EXHIBIT										
20. In force December 31, prior year	3,639	120,229,221	(a)		No. of Policies				3,639	120,229,221
21. Issued during year	150	5,832,548							150	5,832,548
22. Other changes to in force (Net)	(228)	(8,318,943)							(228)	(8,318,943)
23. In force December 31 of current year	3,561	117,742,826	(a)						3,561	117,742,826

(a) Includes Individual Credit Life Insurance prior year \$ _____, current year \$ _____
 Includes Group Credit Life Insurance Loans less than or equal to 60 months at issue, prior year \$ _____, current year \$ _____
 Loans greater than 60 months at issue BUT NOT GREATER THAN 120 MONTHS, prior year \$ _____, current year \$ _____

ACCIDENT AND HEALTH INSURANCE

	1	2	3	4	5
	Direct Premiums	Direct Premiums Earned	Dividends Paid Or Credited On Direct Business	Direct Losses Paid	Direct Losses Incurred
24. Group Policies (b)					
24.1 Federal Employees Health Benefits Program premium (b)					
24.2 Credit (Group and Individual)					
24.3 Collectively renewable policies (b)					
24.4 Medicare Title XVIII exempt from state taxes or fees Other Individual Policies:					
25.1 Non-cancelable (b)					
25.2 Guaranteed renewable (b)					
25.3 Non-renewable for stated reasons only (b)					
25.4 Other accident only					
25.5 All other (b)					
25.6 Totals (sum of Lines 25.1 to 25.5)					
26. Totals (Lines 24 + 24.1 + 24.2 + 24.3 + 24.4 + 25.6)					

NONE

(b) For health business on indicated lines report: Number of persons insured under PPO managed care products _____ and number of persons
 insured under indemnity only products _____



ANNUAL STATEMENT FOR THE YEAR 2012 OF THE MOTORISTS LIFE INSURANCE COMPANY

DIRECT BUSINESS IN THE STATE OF Texas

DURING THE YEAR 2012

NAIC Group Code 0291

LIFE INSURANCE

NAIC Company Code 66311

DIRECT PREMIUMS AND ANNUITY CONSIDERATIONS	1	2	3	4	5
	Ordinary	Credit Life (Group and Individual)	Group	Industrial	Total
1. Life insurance	92,469				92,469
2. Annuity considerations	1,400				1,400
3. Deposit-type contract funds		XXX		XXX	
4. Other considerations					
5. Totals (Sum of Lines 1 to 4)	93,869				93,869
DIRECT DIVIDENDS TO POLICYHOLDERS					
Life insurance:					
6.1 Paid in cash or left on deposit					
6.2 Applied to pay renewal premiums	152				152
6.3 Applied to provide paid-up additions or shorten the endowment or premium-paying period	1,794				1,794
6.4 Other					
6.5 Totals (Sum of Lines 6.1 to 6.4)	1,946				1,946
Annuities:					
7.1 Paid in cash or left on deposit					
7.2 Applied to provide paid-up annuities					
7.3 Other					
7.4 Totals (Sum of Lines 7.1 to 7.3)					
8. Grand Totals (Lines 6.5 plus 7.4)	1,946				1,946
DIRECT CLAIMS AND BENEFITS PAID					
9. Death benefits	48,000				48,000
10. Matured endowments					
11. Annuity benefits					
12. Surrender values and withdrawals for life contracts	63,756				63,756
13. Aggregate write-ins for miscellaneous direct claims and benefits paid					
14. All other benefits, except accident and health					
15. Totals	111,756				111,756
DETAILS OF WRITE-INS					
1301.					
1302.					
1303.					
1398. Summary of Line 13 from overflow page					
1399. Totals (Lines 1301 thru 1303 plus 1398) (Line 13 above)					

DIRECT DEATH BENEFITS AND MATURED ENDOWMENTS INCURRED	Ordinary		Credit Life (Group and Individual)		Group		Industrial		Total	
	1	2	3	4	5	6	7	8	9	10
	No.	Amount	No. of Ind.Pols. & Gr. Certifs.	Amount	No. of Certifs.	Amount	No.	Amount	No.	Amount
16. Unpaid December 31, prior year										
17. Incurred during current year	4	58,000							4	58,000
Settled during current year:										
18.1 By payment in full	3	48,000							3	48,000
18.2 By payment on compromised claims										
18.3 Totals paid	3	48,000							3	48,000
18.4 Reduction by compromise										
18.5 Amount rejected										
18.6 Total settlements	3	48,000							3	48,000
19. Unpaid Dec. 31, current year (16+17-18.6)	1	10,000							1	10,000
POLICY EXHIBIT						No. of Policies				
20. In force December 31, prior year	193	13,567,593	(a)						193	13,567,593
21. Issued during year	2	200,000							2	200,000
22. Other changes to in force (Net)	14	(454,786)							14	(454,786)
23. In force December 31 of current year	209	13,312,806	(a)						209	13,312,806

(a) Includes Individual Credit Life Insurance prior year \$ _____, current year \$ _____
 Includes Group Credit Life Insurance Loans less than or equal to 60 months at issue, prior year \$ _____, current year \$ _____
 Loans greater than 60 months at issue BUT NOT GREATER THAN 120 MONTHS, prior year \$ _____, current year \$ _____

ACCIDENT AND HEALTH INSURANCE

	1	2	3	4	5
	Direct Premiums	Direct Premiums Earned	Dividends Paid Or Credited On Direct Business	Direct Losses Paid	Direct Losses Incurred
24. Group Policies (b)					
24.1 Federal Employees Health Benefits Program premium (b)					
24.2 Credit (Group and Individual)					
24.3 Collectively renewable policies (b)					
24.4 Medicare Title XVIII exempt from state taxes or fees					
Other Individual Policies:					
25.1 Non-cancelable (b)					
25.2 Guaranteed renewable (b)					
25.3 Non-renewable for stated reasons only (b)					
25.4 Other accident only					
25.5 All other (b)					
25.6 Totals (sum of Lines 25.1 to 25.5)					
26. Totals (Lines 24 + 24.1 + 24.2 + 24.3 + 24.4 + 25.6)					

NONE

(b) For health business on indicated lines report: Number of persons insured under PPO managed care products _____ and number of persons insured under indemnity only products _____



ANNUAL STATEMENT FOR THE YEAR 2012 OF THE MOTORISTS LIFE INSURANCE COMPANY

DIRECT BUSINESS IN THE STATE OF Utah

DURING THE YEAR 2012

NAIC Group Code 0291

LIFE INSURANCE

NAIC Company Code 66311

DIRECT PREMIUMS AND ANNUITY CONSIDERATIONS	1	2	3	4	5
	Ordinary	Credit Life (Group and Individual)	Group	Industrial	Total
1. Life insurance	3,929				3,929
2. Annuity considerations					
3. Deposit-type contract funds		XXX		XXX	
4. Other considerations					
5. Totals (Sum of Lines 1 to 4)	3,929				3,929
DIRECT DIVIDENDS TO POLICYHOLDERS					
Life insurance:					
6.1 Paid in cash or left on deposit					
6.2 Applied to pay renewal premiums					
6.3 Applied to provide paid-up additions or shorten the endowment or premium-paying period					
6.4 Other					
6.5 Totals (Sum of Lines 6.1 to 6.4)					
Annuities:					
7.1 Paid in cash or left on deposit					
7.2 Applied to provide paid-up annuities					
7.3 Other					
7.4 Totals (Sum of Lines 7.1 to 7.3)					
8. Grand Totals (Lines 6.5 plus 7.4)					
DIRECT CLAIMS AND BENEFITS PAID					
9. Death benefits	10,000				10,000
10. Matured endowments					
11. Annuity benefits					
12. Surrender values and withdrawals for life contracts					
13. Aggregate write-ins for miscellaneous direct claims and benefits paid					
14. All other benefits, except accident and health					
15. Totals	10,000				10,000
DETAILS OF WRITE-INS					
1301.					
1302.					
1303.					
1398. Summary of Line 13 from overflow page					
1399. Totals (Lines 1301 thru 1303 plus 1398) (Line 13 above)					

DIRECT DEATH BENEFITS AND MATURED ENDOWMENTS INCURRED	Ordinary		Credit Life (Group and Individual)		Group		Industrial		Total	
	1	2	3	4	5	6	7	8	9	10
	No.	Amount	No. of Ind.Pols. & Gr. Certifs.	Amount	No. of Certifs.	Amount	No.	Amount	No.	Amount
16. Unpaid December 31, prior year										
17. Incurred during current year	1	10,000							1	10,000
Settled during current year:										
18.1 By payment in full	1	10,000							1	10,000
18.2 By payment on compromised claims										
18.3 Totals paid	1	10,000							1	10,000
18.4 Reduction by compromise										
18.5 Amount rejected										
18.6 Total settlements	1	10,000							1	10,000
19. Unpaid Dec. 31, current year (16+17-18.6)										
POLICY EXHIBIT										
20. In force December 31, prior year	9	306,144	(a)		No. of Policies				9	306,144
21. Issued during year										
22. Other changes to in force (Net)	(1)	(9,769)							(1)	(9,769)
23. In force December 31 of current year	8	296,376	(a)						8	296,376

(a) Includes Individual Credit Life Insurance prior year \$ _____, current year \$ _____
 Includes Group Credit Life Insurance Loans less than or equal to 60 months at issue, prior year \$ _____, current year \$ _____
 Loans greater than 60 months at issue BUT NOT GREATER THAN 120 MONTHS, prior year \$ _____, current year \$ _____

ACCIDENT AND HEALTH INSURANCE

	1	2	3	4	5
	Direct Premiums	Direct Premiums Earned	Dividends Paid Or Credited On Direct Business	Direct Losses Paid	Direct Losses Incurred
24. Group Policies (b)					
24.1 Federal Employees Health Benefits Program premium (b)					
24.2 Credit (Group and Individual)					
24.3 Collectively renewable policies (b)					
24.4 Medicare Title XVIII exempt from state taxes or fees					
Other Individual Policies:					
25.1 Non-cancelable (b)					
25.2 Guaranteed renewable (b)					
25.3 Non-renewable for stated reasons only (b)					
25.4 Other accident only					
25.5 All other (b)					
25.6 Totals (sum of Lines 25.1 to 25.5)					
26. Totals (Lines 24 + 24.1 + 24.2 + 24.3 + 24.4 + 25.6)					

NONE

(b) For health business on indicated lines report: Number of persons insured under PPO managed care products _____ and number of persons insured under indemnity only products _____



ANNUAL STATEMENT FOR THE YEAR 2012 OF THE MOTORISTS LIFE INSURANCE COMPANY

DIRECT BUSINESS IN THE STATE OF Vermont

DURING THE YEAR 2012

NAIC Group Code 0291

LIFE INSURANCE

NAIC Company Code 66311

DIRECT PREMIUMS AND ANNUITY CONSIDERATIONS	1	2	3	4	5
	Ordinary	Credit Life (Group and Individual)	Group	Industrial	Total
1. Life insurance	1,130				1,130
2. Annuity considerations					
3. Deposit-type contract funds		XXX		XXX	
4. Other considerations					
5. Totals (Sum of Lines 1 to 4)	1,130				1,130
DIRECT DIVIDENDS TO POLICYHOLDERS					
Life insurance:					
6.1 Paid in cash or left on deposit					
6.2 Applied to pay renewal premiums					
6.3 Applied to provide paid-up additions or shorten the endowment or premium-paying period					
6.4 Other					
6.5 Totals (Sum of Lines 6.1 to 6.4)					
Annuities:					
7.1 Paid in cash or left on deposit					
7.2 Applied to provide paid-up annuities					
7.3 Other					
7.4 Totals (Sum of Lines 7.1 to 7.3)					
8. Grand Totals (Lines 6.5 plus 7.4)					
DIRECT CLAIMS AND BENEFITS PAID					
9. Death benefits					
10. Matured endowments					
11. Annuity benefits					
12. Surrender values and withdrawals for life contracts					
13. Aggregate write-ins for miscellaneous direct claims and benefits paid					
14. All other benefits, except accident and health					
15. Totals					
DETAILS OF WRITE-INS					
1301.					
1302.					
1303.					
1398. Summary of Line 13 from overflow page					
1399. Totals (Lines 1301 thru 1303 plus 1398) (Line 13 above)					

DIRECT DEATH BENEFITS AND MATURED ENDOWMENTS INCURRED	Ordinary		Credit Life (Group and Individual)		Group		Industrial		Total	
	1	2	3	4	5	6	7	8	9	10
	No.	Amount	No. of Ind.Pols. & Gr. Certifs.	Amount	No. of Certifs.	Amount	No.	Amount	No.	Amount
16. Unpaid December 31, prior year										
17. Incurred during current year										
Settled during current year:										
18.1 By payment in full										
18.2 By payment on compromised claims										
18.3 Totals paid										
18.4 Reduction by compromise										
18.5 Amount rejected										
18.6 Total settlements										
19. Unpaid Dec. 31, current year (16+17-18.6)										
POLICY EXHIBIT										
20. In force December 31, prior year	7	315,200	(a)		No. of Policies				7	315,200
21. Issued during year										
22. Other changes to in force (Net)		(7,400)								(7,400)
23. In force December 31 of current year	7	307,800	(a)						7	307,800

(a) Includes Individual Credit Life Insurance prior year \$ _____, current year \$ _____
 Includes Group Credit Life Insurance Loans less than or equal to 60 months at issue, prior year \$ _____, current year \$ _____
 Loans greater than 60 months at issue BUT NOT GREATER THAN 120 MONTHS, prior year \$ _____, current year \$ _____

ACCIDENT AND HEALTH INSURANCE

	1	2	3	4	5
	Direct Premiums	Direct Premiums Earned	Dividends Paid Or Credited On Direct Business	Direct Losses Paid	Direct Losses Incurred
24. Group Policies (b)					
24.1 Federal Employees Health Benefits Program premium (b)					
24.2 Credit (Group and Individual)					
24.3 Collectively renewable policies (b)					
24.4 Medicare Title XVIII exempt from state taxes or fees Other Individual Policies:					
25.1 Non-cancelable (b)					
25.2 Guaranteed renewable (b)					
25.3 Non-renewable for stated reasons only (b)					
25.4 Other accident only					
25.5 All other (b)					
25.6 Totals (sum of Lines 25.1 to 25.5)					
26. Totals (Lines 24 + 24.1 + 24.2 + 24.3 + 24.4 + 25.6)					

NONE

(b) For health business on indicated lines report: Number of persons insured under PPO managed care products _____ and number of persons
 insured under indemnity only products _____



ANNUAL STATEMENT FOR THE YEAR 2012 OF THE MOTORISTS LIFE INSURANCE COMPANY

DIRECT BUSINESS IN THE STATE OF Virginia

DURING THE YEAR 2012

NAIC Group Code 0291

LIFE INSURANCE

NAIC Company Code 66311

DIRECT PREMIUMS AND ANNUITY CONSIDERATIONS	1	2	3	4	5
	Ordinary	Credit Life (Group and Individual)	Group	Industrial	Total
1. Life insurance	367,618				367,618
2. Annuity considerations	1,150				1,150
3. Deposit-type contract funds		XXX		XXX	
4. Other considerations					
5. Totals (Sum of Lines 1 to 4)	368,768				368,768
DIRECT DIVIDENDS TO POLICYHOLDERS					
Life insurance:					
6.1 Paid in cash or left on deposit	81				81
6.2 Applied to pay renewal premiums					
6.3 Applied to provide paid-up additions or shorten the endowment or premium-paying period	1,558				1,558
6.4 Other					
6.5 Totals (Sum of Lines 6.1 to 6.4)	1,638				1,638
Annuities:					
7.1 Paid in cash or left on deposit					
7.2 Applied to provide paid-up annuities					
7.3 Other					
7.4 Totals (Sum of Lines 7.1 to 7.3)					
8. Grand Totals (Lines 6.5 plus 7.4)	1,638				1,638
DIRECT CLAIMS AND BENEFITS PAID					
9. Death benefits	191,000				191,000
10. Matured endowments					
11. Annuity benefits	1,132				1,132
12. Surrender values and withdrawals for life contracts	46,871				46,871
13. Aggregate write-ins for miscellaneous direct claims and benefits paid					
14. All other benefits, except accident and health					
15. Totals	239,002				239,002
DETAILS OF WRITE-INS					
1301.					
1302.					
1303.					
1398. Summary of Line 13 from overflow page					
1399. Totals (Lines 1301 thru 1303 plus 1398) (Line 13 above)					

DIRECT DEATH BENEFITS AND MATURED ENDOWMENTS INCURRED	Ordinary		Credit Life (Group and Individual)		Group		Industrial		Total	
	1	2	3	4	5	6	7	8	9	10
	No.	Amount	No. of Ind.Pols. & Gr. Certifs.	Amount	No. of Certifs.	Amount	No.	Amount	No.	Amount
16. Unpaid December 31, prior year	1	10,000							1	10,000
17. Incurred during current year	18	265,152							18	265,152
Settled during current year:										
18.1 By payment in full	14	191,000							14	191,000
18.2 By payment on compromised claims										
18.3 Totals paid	14	191,000							14	191,000
18.4 Reduction by compromise										
18.5 Amount rejected	3	27,000							3	27,000
18.6 Total settlements	17	218,000							17	218,000
19. Unpaid Dec. 31, current year (16+17-18.6)	2	57,152							2	57,152
POLICY EXHIBIT										
20. In force December 31, prior year	634	32,889,512	(a)		No. of Policies				634	32,889,512
21. Issued during year	72	2,618,580							72	2,618,580
22. Other changes to in force (Net)	(33)	(859,150)							(33)	(859,150)
23. In force December 31 of current year	673	34,648,942	(a)						673	34,648,942

(a) Includes Individual Credit Life Insurance prior year \$ _____, current year \$ _____
 Includes Group Credit Life Insurance Loans less than or equal to 60 months at issue, prior year \$ _____, current year \$ _____
 Loans greater than 60 months at issue BUT NOT GREATER THAN 120 MONTHS, prior year \$ _____, current year \$ _____

ACCIDENT AND HEALTH INSURANCE

	1	2	3	4	5
	Direct Premiums	Direct Premiums Earned	Dividends Paid Or Credited On Direct Business	Direct Losses Paid	Direct Losses Incurred
24. Group Policies (b)					
24.1 Federal Employees Health Benefits Program premium (b)					
24.2 Credit (Group and Individual)					
24.3 Collectively renewable policies (b)					
24.4 Medicare Title XVIII exempt from state taxes or fees Other Individual Policies:					
25.1 Non-cancelable (b)					
25.2 Guaranteed renewable (b)					
25.3 Non-renewable for stated reasons only (b)					
25.4 Other accident only					
25.5 All other (b)					
25.6 Totals (sum of Lines 25.1 to 25.5)					
26. Totals (Lines 24 + 24.1 + 24.2 + 24.3 + 24.4 + 25.6)					

NONE

(b) For health business on indicated lines report: Number of persons insured under PPO managed care products _____ and number of persons
 insured under indemnity only products _____



ANNUAL STATEMENT FOR THE YEAR 2012 OF THE MOTORISTS LIFE INSURANCE COMPANY

DIRECT BUSINESS IN THE STATE OF Washington

DURING THE YEAR 2012

NAIC Group Code 0291

LIFE INSURANCE

NAIC Company Code 66311

Table with 5 columns: 1 Ordinary, 2 Credit Life (Group and Individual), 3 Group, 4 Industrial, 5 Total. Rows include: DIRECT PREMIUMS AND ANNUITY CONSIDERATIONS, DIRECT DIVIDENDS TO POLICYHOLDERS, DIRECT CLAIMS AND BENEFITS PAID, and DETAILS OF WRITE-INS.

Table with 10 columns: 1 No., 2 Amount, 3 No. of Ind.Pols. & Gr. Certifs., 4 Amount, 5 No. of Certifs., 6 Amount, 7 No., 8 Amount, 9 No., 10 Amount. Rows include: DIRECT DEATH BENEFITS AND MATURED ENDOWMENTS INCURRED and POLICY EXHIBIT.

(a) Includes Individual Credit Life Insurance prior year \$, current year \$ Includes Group Credit Life Insurance Loans less than or equal to 60 months at issue, prior year \$, current year \$ Loans greater than 60 months at issue BUT NOT GREATER THAN 120 MONTHS, prior year \$, current year \$

ACCIDENT AND HEALTH INSURANCE

Table with 5 columns: 1 Direct Premiums, 2 Direct Premiums Earned, 3 Dividends Paid Or Credited On Direct Business, 4 Direct Losses Paid, 5 Direct Losses Incurred. Rows include: 24. Group Policies (b), 24.1 Federal Employees Health Benefits Program premium (b), 24.2 Credit (Group and Individual), 24.3 Collectively renewable policies (b), 24.4 Medicare Title XVIII exempt from state taxes or fees, 24.5 Other Individual Policies, 25.1 Non-cancelable (b), 25.2 Guaranteed renewable (b), 25.3 Non-renewable for stated reasons only (b), 25.4 Other accident only, 25.5 All other (b), 25.6 Totals (sum of Lines 25.1 to 25.5), 26. Totals (Lines 24 + 24.1 + 24.2 + 24.3 + 24.4 + 25.6). Large 'NONE' watermark is present.

(b) For health business on indicated lines report: Number of persons insured under PPO managed care products and number of persons insured under indemnity only products



ANNUAL STATEMENT FOR THE YEAR 2012 OF THE MOTORISTS LIFE INSURANCE COMPANY

DIRECT BUSINESS IN THE STATE OF West Virginia

DURING THE YEAR 2012

NAIC Group Code 0291

LIFE INSURANCE

NAIC Company Code 66311

DIRECT PREMIUMS AND ANNUITY CONSIDERATIONS	1	2	3	4	5
	Ordinary	Credit Life (Group and Individual)	Group	Industrial	Total
1. Life insurance	2,079,625				2,079,625
2. Annuity considerations	1,204,734				1,204,734
3. Deposit-type contract funds	293	XXX		XXX	293
4. Other considerations					
5. Totals (Sum of Lines 1 to 4)	3,284,652				3,284,652
DIRECT DIVIDENDS TO POLICYHOLDERS					
Life insurance:					
6.1 Paid in cash or left on deposit					
6.2 Applied to pay renewal premiums	212				212
6.3 Applied to provide paid-up additions or shorten the endowment or premium-paying period	29,378				29,378
6.4 Other	173				173
6.5 Totals (Sum of Lines 6.1 to 6.4)	29,763				29,763
Annuities:					
7.1 Paid in cash or left on deposit					
7.2 Applied to provide paid-up annuities					
7.3 Other					
7.4 Totals (Sum of Lines 7.1 to 7.3)					
8. Grand Totals (Lines 6.5 plus 7.4)	29,763				29,763
DIRECT CLAIMS AND BENEFITS PAID					
9. Death benefits	722,451				722,451
10. Matured endowments					
11. Annuity benefits	494,293				494,293
12. Surrender values and withdrawals for life contracts	572,667				572,667
13. Aggregate write-ins for miscellaneous direct claims and benefits paid					
14. All other benefits, except accident and health	9,083				9,083
15. Totals	1,798,494				1,798,494
DETAILS OF WRITE-INS					
1301.					
1302.					
1303.					
1398. Summary of Line 13 from overflow page					
1399. Totals (Lines 1301 thru 1303 plus 1398) (Line 13 above)					

DIRECT DEATH BENEFITS AND MATURED ENDOWMENTS INCURRED	Ordinary		Credit Life (Group and Individual)		Group		Industrial		Total	
	1	2	3	4	5	6	7	8	9	10
	No.	Amount	No. of Ind.Pols. & Gr. Certifs.	Amount	No. of Certifs.	Amount	No.	Amount	No.	Amount
16. Unpaid December 31, prior year	13	185,215							13	185,215
17. Incurred during current year	57	642,618							57	642,618
Settled during current year:										
18.1 By payment in full	58	722,451							58	722,451
18.2 By payment on compromised claims										
18.3 Totals paid	58	722,451							58	722,451
18.4 Reduction by compromise										
18.5 Amount rejected	4	40,000							4	40,000
18.6 Total settlements	62	762,451							62	762,451
19. Unpaid Dec. 31, current year (16+17-18.6)	8	65,382							8	65,382
POLICY EXHIBIT										
20. In force December 31, prior year	3,728	237,085,656	(a)		No. of Policies				3,728	237,085,656
21. Issued during year	186	16,794,159							186	16,794,159
22. Other changes to in force (Net)	(250)	(17,666,103)							(250)	(17,666,103)
23. In force December 31 of current year	3,664	236,213,712	(a)						3,664	236,213,712

(a) Includes Individual Credit Life Insurance prior year \$ _____, current year \$ _____
 Includes Group Credit Life Insurance Loans less than or equal to 60 months at issue, prior year \$ _____, current year \$ _____
 Loans greater than 60 months at issue BUT NOT GREATER THAN 120 MONTHS, prior year \$ _____, current year \$ _____

ACCIDENT AND HEALTH INSURANCE

	1	2	3	4	5
	Direct Premiums	Direct Premiums Earned	Dividends Paid Or Credited On Direct Business	Direct Losses Paid	Direct Losses Incurred
24. Group Policies (b)					
24.1 Federal Employees Health Benefits Program premium (b)					
24.2 Credit (Group and Individual)					
24.3 Collectively renewable policies (b)					
24.4 Medicare Title XVIII exempt from state taxes or fees Other Individual Policies:					
25.1 Non-cancelable (b)					
25.2 Guaranteed renewable (b)					
25.3 Non-renewable for stated reasons only (b)					
25.4 Other accident only					
25.5 All other (b)					
25.6 Totals (sum of Lines 25.1 to 25.5)					
26. Totals (Lines 24 + 24.1 + 24.2 + 24.3 + 24.4 + 25.6)					

NONE

(b) For health business on indicated lines report: Number of persons insured under PPO managed care products _____ and number of persons
 insured under indemnity only products _____



ANNUAL STATEMENT FOR THE YEAR 2012 OF THE MOTORISTS LIFE INSURANCE COMPANY

DIRECT BUSINESS IN THE STATE OF Wisconsin

DURING THE YEAR 2012

NAIC Group Code 0291

LIFE INSURANCE

NAIC Company Code 66311

DIRECT PREMIUMS AND ANNUITY CONSIDERATIONS	1	2	3	4	5
	Ordinary	Credit Life (Group and Individual)	Group	Industrial	Total
1. Life insurance	1,217,357				1,217,357
2. Annuity considerations	692,509				692,509
3. Deposit-type contract funds		XXX		XXX	
4. Other considerations					
5. Totals (Sum of Lines 1 to 4)	1,909,866				1,909,866
DIRECT DIVIDENDS TO POLICYHOLDERS					
Life insurance:					
6.1 Paid in cash or left on deposit	410				410
6.2 Applied to pay renewal premiums	1,693				1,693
6.3 Applied to provide paid-up additions or shorten the endowment or premium-paying period	16,234				16,234
6.4 Other	68				68
6.5 Totals (Sum of Lines 6.1 to 6.4)	18,404				18,404
Annuities:					
7.1 Paid in cash or left on deposit					
7.2 Applied to provide paid-up annuities					
7.3 Other					
7.4 Totals (Sum of Lines 7.1 to 7.3)					
8. Grand Totals (Lines 6.5 plus 7.4)	18,404				18,404
DIRECT CLAIMS AND BENEFITS PAID					
9. Death benefits	422,465				422,465
10. Matured endowments					
11. Annuity benefits	1,025				1,025
12. Surrender values and withdrawals for life contracts	207,059				207,059
13. Aggregate write-ins for miscellaneous direct claims and benefits paid					
14. All other benefits, except accident and health					
15. Totals	630,549				630,549
DETAILS OF WRITE-INS					
1301.					
1302.					
1303.					
1398. Summary of Line 13 from overflow page					
1399. Totals (Lines 1301 thru 1303 plus 1398) (Line 13 above)					

DIRECT DEATH BENEFITS AND MATURED ENDOWMENTS INCURRED	Ordinary		Credit Life (Group and Individual)		Group		Industrial		Total	
	1	2	3	4	5	6	7	8	9	10
	No.	Amount	No. of Ind.Pols. & Gr. Certifs.	Amount	No. of Certifs.	Amount	No.	Amount	No.	Amount
16. Unpaid December 31, prior year	12	202,419							12	202,419
17. Incurred during current year	30	317,395							30	317,395
Settled during current year:										
18.1 By payment in full	34	422,465							34	422,465
18.2 By payment on compromised claims										
18.3 Totals paid	34	422,465							34	422,465
18.4 Reduction by compromise										
18.5 Amount rejected	3	55,000							3	55,000
18.6 Total settlements	37	477,465							37	477,465
19. Unpaid Dec. 31, current year (16+17-18.6)	5	42,349							5	42,349
POLICY EXHIBIT										
20. In force December 31, prior year	2,063	157,494,017	(a)		No. of Policies				2,063	157,494,017
21. Issued during year	167	9,426,825							167	9,426,825
22. Other changes to in force (Net)	(187)	(12,403,906)							(187)	(12,403,906)
23. In force December 31 of current year	2,043	154,516,937	(a)						2,043	154,516,937

(a) Includes Individual Credit Life Insurance prior year \$ _____, current year \$ _____
Includes Group Credit Life Insurance Loans less than or equal to 60 months at issue, prior year \$ _____, current year \$ _____
Loans greater than 60 months at issue BUT NOT GREATER THAN 120 MONTHS, prior year \$ _____, current year \$ _____

ACCIDENT AND HEALTH INSURANCE

	1	2	3	4	5
	Direct Premiums	Direct Premiums Earned	Dividends Paid Or Credited On Direct Business	Direct Losses Paid	Direct Losses Incurred
24. Group Policies (b)					
24.1 Federal Employees Health Benefits Program premium (b)					
24.2 Credit (Group and Individual)					
24.3 Collectively renewable policies (b)					
24.4 Medicare Title XVIII exempt from state taxes or fees Other Individual Policies:					
25.1 Non-cancelable (b)					
25.2 Guaranteed renewable (b)					
25.3 Non-renewable for stated reasons only (b)					
25.4 Other accident only					
25.5 All other (b)					
25.6 Totals (sum of Lines 25.1 to 25.5)					
26. Totals (Lines 24 + 24.1 + 24.2 + 24.3 + 24.4 + 25.6)					

NONE

(b) For health business on indicated lines report: Number of persons insured under PPO managed care products _____ and number of persons insured under indemnity only products _____



ANNUAL STATEMENT FOR THE YEAR 2012 OF THE MOTORISTS LIFE INSURANCE COMPANY

DIRECT BUSINESS IN THE STATE OF Wyoming

DURING THE YEAR 2012

NAIC Group Code 0291

LIFE INSURANCE

NAIC Company Code 66311

Table with 5 columns: 1 Ordinary, 2 Credit Life (Group and Individual), 3 Group, 4 Industrial, 5 Total. Rows include: DIRECT PREMIUMS AND ANNUITY CONSIDERATIONS, DIRECT DIVIDENDS TO POLICYHOLDERS, DIRECT CLAIMS AND BENEFITS PAID, DETAILS OF WRITE-INS.

Table with 10 columns: 1 No., 2 Amount, 3 No. of Ind.Pols. & Gr. Certifs., 4 Amount, 5 No. of Certifs., 6 Amount, 7 No., 8 Amount, 9 No., 10 Amount. Rows include: DIRECT DEATH BENEFITS AND MATURED ENDOWMENTS INCURRED, POLICY EXHIBIT.

(a) Includes Individual Credit Life Insurance prior year \$, current year \$ Includes Group Credit Life Insurance Loans less than or equal to 60 months at issue, prior year \$, current year \$ Loans greater than 60 months at issue BUT NOT GREATER THAN 120 MONTHS, prior year \$, current year \$

ACCIDENT AND HEALTH INSURANCE

Table with 5 columns: 1 Direct Premiums, 2 Direct Premiums Earned, 3 Dividends Paid Or Credited On Direct Business, 4 Direct Losses Paid, 5 Direct Losses Incurred. Rows include: 24. Group Policies (b), 24.1 Federal Employees Health Benefits Program premium (b), 24.2 Credit (Group and Individual), 24.3 Collectively renewable policies (b), 24.4 Medicare Title XVIII exempt from state taxes or fees, 24.5 Other Individual Policies, 25.1 Non-cancelable (b), 25.2 Guaranteed renewable (b), 25.3 Non-renewable for stated reasons only (b), 25.4 Other accident only, 25.5 All other (b), 25.6 Totals (sum of Lines 25.1 to 25.5), 26. Totals (Lines 24 + 24.1 + 24.2 + 24.3 + 24.4 + 25.6). Large 'NONE' watermark is present.

(b) For health business on indicated lines report: Number of persons insured under PPO managed care products and number of persons insured under indemnity only products



ANNUAL STATEMENT FOR THE YEAR 2012 OF THE MOTORISTS LIFE INSURANCE COMPANY

DIRECT BUSINESS IN THE STATE OF Puerto Rico

DURING THE YEAR 2012

NAIC Group Code 0291

LIFE INSURANCE

NAIC Company Code 66311

DIRECT PREMIUMS AND ANNUITY CONSIDERATIONS	1	2	3	4	5
	Ordinary	Credit Life (Group and Individual)	Group	Industrial	Total
1. Life insurance					
2. Annuity considerations					
3. Deposit-type contract funds		XXX		XXX	
4. Other considerations					
5. Totals (Sum of Lines 1 to 4)					
DIRECT DIVIDENDS TO POLICYHOLDERS					
Life insurance:					
6.1 Paid in cash or left on deposit					
6.2 Applied to pay renewal premiums					
6.3 Applied to provide paid-up additions or shorten the endowment or premium-paying period					
6.4 Other					
6.5 Totals (Sum of Lines 6.1 to 6.4)					
Annuities:					
7.1 Paid in cash or left on deposit					
7.2 Applied to provide paid-up annuities					
7.3 Other					
7.4 Totals (Sum of Lines 7.1 to 7.3)					
8. Grand Totals (Lines 6.5 plus 7.4)					
DIRECT CLAIMS AND BENEFITS PAID					
9. Death benefits					
10. Matured endowments					
11. Annuity benefits					
12. Surrender values and withdrawals for life contracts					
13. Aggregate write-ins for miscellaneous direct claims and benefits paid					
14. All other benefits, except accident and health					
15. Totals					
DETAILS OF WRITE-INS					
1301.					
1302.					
1303.					
1398. Summary of Line 13 from overflow page					
1399. Totals (Lines 1301 thru 1303 plus 1398) (Line 13 above)					

DIRECT DEATH BENEFITS AND MATURED ENDOWMENTS INCURRED	Ordinary		Credit Life (Group and Individual)		Group		Industrial		Total	
	1	2	3	4	5	6	7	8	9	10
	No.	Amount	No. of Ind.Pols. & Gr. Certifs.	Amount	No. of Certifs.	Amount	No.	Amount	No.	Amount
16. Unpaid December 31, prior year										
17. Incurred during current year										
Settled during current year:										
18.1 By payment in full										
18.2 By payment on compromised claims										
18.3 Totals paid										
18.4 Reduction by compromise										
18.5 Amount rejected										
18.6 Total settlements										
19. Unpaid Dec. 31, current year (16+17-18.6)										
POLICY EXHIBIT					No. of Policies					
20. In force December 31, prior year	3	17,818	(a)						3	17,818
21. Issued during year										
22. Other changes to in force (Net)										
23. In force December 31 of current year	3	17,818	(a)						3	17,818

(a) Includes Individual Credit Life Insurance prior year \$ _____, current year \$ _____
 Includes Group Credit Life Insurance Loans less than or equal to 60 months at issue, prior year \$ _____, current year \$ _____
 Loans greater than 60 months at issue BUT NOT GREATER THAN 120 MONTHS, prior year \$ _____, current year \$ _____

ACCIDENT AND HEALTH INSURANCE

	1	2	3	4	5
	Direct Premiums	Direct Premiums Earned	Dividends Paid Or Credited On Direct Business	Direct Losses Paid	Direct Losses Incurred
24. Group Policies (b)					
24.1 Federal Employees Health Benefits Program premium (b)					
24.2 Credit (Group and Individual)					
24.3 Collectively renewable policies (b)					
24.4 Medicare Title XVIII exempt from state taxes or fees Other Individual Policies:					
25.1 Non-cancelable (b)					
25.2 Guaranteed renewable (b)					
25.3 Non-renewable for stated reasons only (b)					
25.4 Other accident only					
25.5 All other (b)					
25.6 Totals (sum of Lines 25.1 to 25.5)					
26. Totals (Lines 24 + 24.1 + 24.2 + 24.3 + 24.4 + 25.6)					

NONE

(b) For health business on indicated lines report: Number of persons insured under PPO managed care products _____ and number of persons
 insured under indemnity only products _____



ANNUAL STATEMENT FOR THE YEAR 2012 OF THE MOTORISTS LIFE INSURANCE COMPANY

DIRECT BUSINESS IN THE STATE OF U.S. Virgin Islands

DURING THE YEAR 2012

NAIC Group Code 0291

LIFE INSURANCE

NAIC Company Code 66311

DIRECT PREMIUMS AND ANNUITY CONSIDERATIONS	1	2	3	4	5
	Ordinary	Credit Life (Group and Individual)	Group	Industrial	Total
1. Life insurance	407				407
2. Annuity considerations					
3. Deposit-type contract funds		XXX		XXX	
4. Other considerations					
5. Totals (Sum of Lines 1 to 4)	407				407
DIRECT DIVIDENDS TO POLICYHOLDERS					
Life insurance:					
6.1 Paid in cash or left on deposit					
6.2 Applied to pay renewal premiums					
6.3 Applied to provide paid-up additions or shorten the endowment or premium-paying period					
6.4 Other					
6.5 Totals (Sum of Lines 6.1 to 6.4)					
Annuities:					
7.1 Paid in cash or left on deposit					
7.2 Applied to provide paid-up annuities					
7.3 Other					
7.4 Totals (Sum of Lines 7.1 to 7.3)					
8. Grand Totals (Lines 6.5 plus 7.4)					
DIRECT CLAIMS AND BENEFITS PAID					
9. Death benefits					
10. Matured endowments					
11. Annuity benefits					
12. Surrender values and withdrawals for life contracts					
13. Aggregate write-ins for miscellaneous direct claims and benefits paid					
14. All other benefits, except accident and health					
15. Totals					
DETAILS OF WRITE-INS					
1301.					
1302.					
1303.					
1398. Summary of Line 13 from overflow page					
1399. Totals (Lines 1301 thru 1303 plus 1398) (Line 13 above)					

DIRECT DEATH BENEFITS AND MATURED ENDOWMENTS INCURRED	Ordinary		Credit Life (Group and Individual)		Group		Industrial		Total	
	1	2	3	4	5	6	7	8	9	10
	No.	Amount	No. of Ind.Pols. & Gr. Certifs.	Amount	No. of Certifs.	Amount	No.	Amount	No.	Amount
16. Unpaid December 31, prior year										
17. Incurred during current year										
Settled during current year:										
18.1 By payment in full										
18.2 By payment on compromised claims										
18.3 Totals paid										
18.4 Reduction by compromise										
18.5 Amount rejected										
18.6 Total settlements										
19. Unpaid Dec. 31, current year (16+17-18.6)										
POLICY EXHIBIT										
20. In force December 31, prior year	1	5,000	(a)		No. of Policies				1	5,000
21. Issued during year										
22. Other changes to in force (Net)										
23. In force December 31 of current year	1	5,000	(a)						1	5,000

(a) Includes Individual Credit Life Insurance prior year \$ _____, current year \$ _____
 Includes Group Credit Life Insurance Loans less than or equal to 60 months at issue, prior year \$ _____, current year \$ _____
 Loans greater than 60 months at issue BUT NOT GREATER THAN 120 MONTHS, prior year \$ _____, current year \$ _____

ACCIDENT AND HEALTH INSURANCE

	1	2	3	4	5
	Direct Premiums	Direct Premiums Earned	Dividends Paid Or Credited On Direct Business	Direct Losses Paid	Direct Losses Incurred
24. Group Policies (b)					
24.1 Federal Employees Health Benefits Program premium (b)					
24.2 Credit (Group and Individual)					
24.3 Collectively renewable policies (b)					
24.4 Medicare Title XVIII exempt from state taxes or fees Other Individual Policies:					
25.1 Non-cancelable (b)					
25.2 Guaranteed renewable (b)					
25.3 Non-renewable for stated reasons only (b)					
25.4 Other accident only					
25.5 All other (b)					
25.6 Totals (sum of Lines 25.1 to 25.5)					
26. Totals (Lines 24 + 24.1 + 24.2 + 24.3 + 24.4 + 25.6)					

NONE

(b) For health business on indicated lines report: Number of persons insured under PPO managed care products _____ and number of persons
 insured under indemnity only products _____



ANNUAL STATEMENT FOR THE YEAR 2012 OF THE MOTORISTS LIFE INSURANCE COMPANY

DIRECT BUSINESS IN THE STATE OF Canada

DURING THE YEAR 2012

NAIC Group Code 0291

LIFE INSURANCE

NAIC Company Code 66311

DIRECT PREMIUMS AND ANNUITY CONSIDERATIONS	1	2	3	4	5
	Ordinary	Credit Life (Group and Individual)	Group	Industrial	Total
1. Life insurance	3,321				3,321
2. Annuity considerations					
3. Deposit-type contract funds		XXX		XXX	
4. Other considerations					
5. Totals (Sum of Lines 1 to 4)	3,321				3,321
DIRECT DIVIDENDS TO POLICYHOLDERS					
Life insurance:					
6.1 Paid in cash or left on deposit					
6.2 Applied to pay renewal premiums					
6.3 Applied to provide paid-up additions or shorten the endowment or premium-paying period					
6.4 Other					
6.5 Totals (Sum of Lines 6.1 to 6.4)					
Annuities:					
7.1 Paid in cash or left on deposit					
7.2 Applied to provide paid-up annuities					
7.3 Other					
7.4 Totals (Sum of Lines 7.1 to 7.3)					
8. Grand Totals (Lines 6.5 plus 7.4)					
DIRECT CLAIMS AND BENEFITS PAID					
9. Death benefits					
10. Matured endowments					
11. Annuity benefits					
12. Surrender values and withdrawals for life contracts	946				946
13. Aggregate write-ins for miscellaneous direct claims and benefits paid					
14. All other benefits, except accident and health					
15. Totals	946				946
DETAILS OF WRITE-INS					
1301.					
1302.					
1303.					
1398. Summary of Line 13 from overflow page					
1399. Totals (Lines 1301 thru 1303 plus 1398) (Line 13 above)					

DIRECT DEATH BENEFITS AND MATURED ENDOWMENTS INCURRED	Ordinary		Credit Life (Group and Individual)		Group		Industrial		Total	
	1	2	3	4	5	6	7	8	9	10
	No.	Amount	No. of Ind.Pols. & Gr. Certifs.	Amount	No. of Certifs.	Amount	No.	Amount	No.	Amount
16. Unpaid December 31, prior year										
17. Incurred during current year										
Settled during current year:										
18.1 By payment in full										
18.2 By payment on compromised claims										
18.3 Totals paid										
18.4 Reduction by compromise										
18.5 Amount rejected										
18.6 Total settlements										
19. Unpaid Dec. 31, current year (16+17-18.6)										
POLICY EXHIBIT										
20. In force December 31, prior year	5	252,000	(a)		No. of Policies				5	252,000
21. Issued during year										
22. Other changes to in force (Net)	5	44,645							5	44,645
23. In force December 31 of current year	10	296,645	(a)						10	296,645

(a) Includes Individual Credit Life Insurance prior year \$ _____, current year \$ _____
 Includes Group Credit Life Insurance Loans less than or equal to 60 months at issue, prior year \$ _____, current year \$ _____
 Loans greater than 60 months at issue BUT NOT GREATER THAN 120 MONTHS, prior year \$ _____, current year \$ _____

ACCIDENT AND HEALTH INSURANCE

	1	2	3	4	5
	Direct Premiums	Direct Premiums Earned	Dividends Paid Or Credited On Direct Business	Direct Losses Paid	Direct Losses Incurred
24. Group Policies (b)					
24.1 Federal Employees Health Benefits Program premium (b)					
24.2 Credit (Group and Individual)					
24.3 Collectively renewable policies (b)					
24.4 Medicare Title XVIII exempt from state taxes or fees Other Individual Policies:					
25.1 Non-cancelable (b)					
25.2 Guaranteed renewable (b)					
25.3 Non-renewable for stated reasons only (b)					
25.4 Other accident only					
25.5 All other (b)					
25.6 Totals (sum of Lines 25.1 to 25.5)					
26. Totals (Lines 24 + 24.1 + 24.2 + 24.3 + 24.4 + 25.6)					

NONE

(b) For health business on indicated lines report: Number of persons insured under PPO managed care products _____ and number of persons
 insured under indemnity only products _____



ANNUAL STATEMENT FOR THE YEAR 2012 OF THE MOTORISTS LIFE INSURANCE COMPANY

DIRECT BUSINESS IN THE STATE OF Other Aliens

DURING THE YEAR 2012

NAIC Group Code 0291

LIFE INSURANCE

NAIC Company Code 66311

Table with 5 columns: 1 Ordinary, 2 Credit Life (Group and Individual), 3 Group, 4 Industrial, 5 Total. Rows include Direct Premiums and Annuity Considerations, Direct Dividends to Policyholders, and Direct Claims and Benefits Paid.

Table with 10 columns: 1 No., 2 Amount, 3 No. of Ind. Pols. & Gr. Certifs., 4 Amount, 5 No. of Certifs., 6 Amount, 7 No., 8 Amount, 9 No., 10 Amount. Rows include Unpaid December 31, Policy Exhibit, and Incurred during current year.

(a) Includes Individual Credit Life Insurance prior year \$, current year \$ Includes Group Credit Life Insurance Loans less than or equal to 60 months at issue, prior year \$, current year \$ Loans greater than 60 months at issue BUT NOT GREATER THAN 120 MONTHS, prior year \$, current year \$

ACCIDENT AND HEALTH INSURANCE

Table with 5 columns: 1 Direct Premiums, 2 Direct Premiums Earned, 3 Dividends Paid Or Credited On Direct Business, 4 Direct Losses Paid, 5 Direct Losses Incurred. Rows include Group Policies (b) and various sub-categories. A large 'NONE' watermark is overlaid on the table.

(b) For health business on indicated lines report: Number of persons insured under PPO managed care products and number of persons insured under indemnity only products



ANNUAL STATEMENT FOR THE YEAR 2012 OF THE MOTORISTS LIFE INSURANCE COMPANY

DIRECT BUSINESS IN THE STATE OF Grand Total

DURING THE YEAR 2012

NAIC Group Code 0291

LIFE INSURANCE

NAIC Company Code 66311

DIRECT PREMIUMS AND ANNUITY CONSIDERATIONS	1	2	3	4	5
	Ordinary	Credit Life (Group and Individual)	Group	Industrial	Total
1. Life insurance	52,168,882				52,168,882
2. Annuity considerations	26,822,774				26,822,774
3. Deposit-type contract funds	186,736	XXX		XXX	186,736
4. Other considerations					
5. Totals (Sum of Lines 1 to 4)	79,178,393				79,178,393
DIRECT DIVIDENDS TO POLICYHOLDERS					
Life insurance:					
6.1 Paid in cash or left on deposit	16,192				16,192
6.2 Applied to pay renewal premiums	135,211				135,211
6.3 Applied to provide paid-up additions or shorten the endowment or premium-paying period	718,177				718,177
6.4 Other	3,421				3,421
6.5 Totals (Sum of Lines 6.1 to 6.4)	873,002				873,002
Annuities:					
7.1 Paid in cash or left on deposit					
7.2 Applied to provide paid-up annuities					
7.3 Other					
7.4 Totals (Sum of Lines 7.1 to 7.3)					
8. Grand Totals (Lines 6.5 plus 7.4)	873,002				873,002
DIRECT CLAIMS AND BENEFITS PAID					
9. Death benefits	24,157,984		754,278		24,912,262
10. Matured endowments	132,103				132,103
11. Annuity benefits	3,399,436				3,399,436
12. Surrender values and withdrawals for life contracts	13,482,531				13,482,531
13. Aggregate write-ins for miscellaneous direct claims and benefits paid					
14. All other benefits, except accident and health	108,221		6,717		114,939
15. Totals	41,280,276		760,995		42,041,271
DETAILS OF WRITE-INS					
1301.					
1302.					
1303.					
1398. Summary of Line 13 from overflow page					
1399. Totals (Lines 1301 thru 1303 plus 1398) (Line 13 above)					

DIRECT DEATH BENEFITS AND MATURED ENDOWMENTS INCURRED	Ordinary		Credit Life (Group and Individual)		Group		Industrial		Total	
	1	2	3	4	5	6	7	8	9	10
	No.	Amount	No. of Ind.Pols. & Gr. Certifs.	Amount	No. of Certifs.	Amount	No.	Amount	No.	Amount
16. Unpaid December 31, prior year	238	3,327,088							238	3,327,088
17. Incurred during current year	1,555	24,469,266			14	769,278			1,569	25,238,544
Settled during current year:										
18.1 By payment in full	1,462	24,290,087			13	754,278			1,475	25,044,365
18.2 By payment on compromised claims										
18.3 Totals paid	1,462	24,290,087			13	754,278			1,475	25,044,365
18.4 Reduction by compromise	1	15,000							1	15,000
18.5 Amount rejected	53	682,500							53	682,500
18.6 Total settlements	1,516	24,987,587			13	754,278			1,529	25,741,865
19. Unpaid Dec. 31, current year (16+17-18.6)	277	2,808,767			1	15,000			278	2,823,767
POLICY EXHIBIT						No. of Policies				
20. In force December 31, prior year	94,048	6,389,753,092	(a)		3	156,931,292			94,051	6,546,684,384
21. Issued during year	6,047	339,062,329							6,047	339,062,329
22. Other changes to in force (Net)	(6,265)	(380,567,444)				(5,452,278)			(6,265)	(386,019,722)
23. In force December 31 of current year	93,830	6,348,247,978	(a)		3	151,479,014			93,833	6,499,726,992

(a) Includes Individual Credit Life Insurance prior year \$ _____, current year \$ _____
 Includes Group Credit Life Insurance Loans less than or equal to 60 months at issue, prior year \$ _____, current year \$ _____
 Loans greater than 60 months at issue BUT NOT GREATER THAN 120 MONTHS, prior year \$ _____, current year \$ _____

ACCIDENT AND HEALTH INSURANCE

	1	2	3	4	5
	Direct Premiums	Direct Premiums Earned	Dividends Paid Or Credited On Direct Business	Direct Losses Paid	Direct Losses Incurred
24. Group Policies (b)					
24.1 Federal Employees Health Benefits Program premium (b)					
24.2 Credit (Group and Individual)					
24.3 Collectively renewable policies (b)					
24.4 Medicare Title XVIII exempt from state taxes or fees Other Individual Policies:					
25.1 Non-cancelable (b)					
25.2 Guaranteed renewable (b)					
25.3 Non-renewable for stated reasons only (b)					
25.4 Other accident only					
25.5 All other (b)					
25.6 Totals (sum of Lines 25.1 to 25.5)					
26. Totals (Lines 24 + 24.1 + 24.2 + 24.3 + 24.4 + 25.6)					

NONE

(b) For health business on indicated lines report: Number of persons insured under PPO managed care products _____ and number of persons
 insured under indemnity only products _____

**ANNUAL STATEMENT FOR THE YEAR 2012 OF THE MOTORISTS LIFE INSURANCE COMPANY
FORM FOR CALCULATING THE INTEREST MAINTENANCE RESERVE**

INTEREST MAINTENANCE RESERVE

	1 Amount
1. Reserve as of December 31, Prior Year	2,505,484
2. Current year's realized pre-tax capital gains/(losses) of \$1,553,016 transferred into the reserve net of taxes of \$530,224	1,022,791
3. Adjustment for current year's liability gains/(losses) released from the reserve	(1,915)
4. Balance before reduction for amount transferred to Summary of Operations (Line 1 + Line 2 + Line 3)	3,526,361
5. Current year's amortization released to Summary of Operations (Amortization, Line 1, Column 4)	560,869
6. Reserve as of December 31, current year (Line 4 minus Line 5)	2,965,492

AMORTIZATION

Year of Amortization	1 Reserve as of December 31, Prior Year	2 Current Year's Realized Capital Gains/(Losses) Transferred into the Reserve Net of Taxes	3 Adjustment for Current Year's Liability Gains/(Losses) Released From the Reserve	4 Balance Before Reduction for Current Year's Amortization (Cols. 1 + 2 + 3)
1. 2012	458,065	104,718	(1,915)	560,869
2. 2013	366,177	163,444		529,621
3. 2014	306,859	122,811		429,670
4. 2015	250,141	100,486		350,627
5. 2016	194,361	77,986		272,348
6. 2017	151,429	53,342		204,771
7. 2018	125,161	38,160		163,320
8. 2019	103,609	32,822		136,431
9. 2020	75,540	26,369		101,909
10. 2021	64,609	20,564		85,173
11. 2022	66,485	13,992		80,477
12. 2023	63,248	10,987		74,235
13. 2024	57,768	11,216		68,984
14. 2025	54,983	11,466		66,449
15. 2026	52,208	12,324		64,531
16. 2027	46,172	12,202		58,374
17. 2028	39,401	13,162		52,563
18. 2029	31,417	13,530		44,947
19. 2030	21,443	14,572		36,015
20. 2031	9,153	14,961		24,113
21. 2032	(1,708)	16,003		14,294
22. 2033	(7,119)	16,572		9,453
23. 2034	(8,647)	16,975		8,328
24. 2035	(8,246)	17,358		9,111
25. 2036	(5,267)	18,393		13,125
26. 2037	(1,756)	18,754		16,998
27. 2038		17,303		17,303
28. 2039		13,711		13,711
29. 2040		10,120		10,120
30. 2041		6,529		6,529
31. 2042 and Later		1,959		1,959
32. Total (Lines 1 to 31)	2,505,484	1,022,791	(1,915)	3,526,361

ANNUAL STATEMENT FOR THE YEAR 2012 OF THE MOTORISTS LIFE INSURANCE COMPANY

ASSET VALUATION RESERVE

	Default Component			Equity Component			7 Total Amount (Cols. 3 + 6)
	1 Other Than Mortgage Loans	2 Mortgage Loans	3 Total (Cols. 1 + 2)	4 Common Stock	5 Real Estate and Other Invested Assets	6 Total (Cols. 4 + 5)	
1. Reserve as of December 31, prior year	784,274		784,274	2,132,243		2,132,243	2,916,517
2. Realized capital gains/(losses) net of taxes - General Account	82,594		82,594	427,868		427,868	510,462
3. Realized capital gains/(losses) net of taxes - Separate Accounts							
4. Unrealized capital gains/(losses) net of deferred taxes - General Account	58,492		58,492	251,843		251,843	310,335
5. Unrealized capital gains/(losses) net of deferred taxes - Separate Accounts							
6. Capital gains credited/(losses charged) to contract benefits, payments or reserves							
7. Basic contribution	392,772		392,772				392,772
8. Accumulated balances (Lines 1 through 5 - 6 + 7)	1,318,132		1,318,132	2,811,955		2,811,955	4,130,087
9. Maximum reserve	1,973,360		1,973,360	3,848,767		3,848,767	5,822,127
10. Reserve objective	1,430,764		1,430,764	3,848,767		3,848,767	5,279,531
11. 20% of (Line 10 - Line 8)	22,526		22,526	207,362		207,362	229,889
12. Balance before transfers (Lines 8 + 11)	1,340,658		1,340,658	3,019,317		3,019,317	4,359,976
13. Transfers							XXX
14. Voluntary contribution							
15. Adjustment down to maximum/up to zero							
16. Reserve as of December 31, current year (Lines 12 + 13 + 14 + 15)	1,340,658		1,340,658	3,019,317		3,019,317	4,359,976

ANNUAL STATEMENT FOR THE YEAR 2012 OF THE MOTORISTS LIFE INSURANCE COMPANY

**ASSET VALUATION RESERVE
BASIC CONTRIBUTION, RESERVE OBJECTIVE AND MAXIMUM RESERVE CALCULATIONS
DEFAULT COMPONENT**

Line Number	NAIC Designation	Description	1 Book/Adjusted Carrying Value	2 Reclassify Related Party Encumbrances	3 Add Third Party Encumbrances	4 Balance for AVR Reserve Calculations (Cols. 1 + 2 + 3)	Basic Contribution		Reserve Objective		Maximum Reserve	
							5 Factor	6 Amount (Cols.4 x 5)	7 Factor	8 Amount (Cols. 4 x 7)	9 Factor	10 Amount (Cols. 4 x 9)
LONG-TERM BONDS												
1.		Exempt Obligations	38,734,509	XXX	XXX	38,734,509	0.0000		0.0000		0.0000	
2.	1	Highest Quality	302,510,079	XXX	XXX	302,510,079	0.0004	121,004	0.0023	695,773	0.0030	907,530
3.	2	High Quality	30,636,108	XXX	XXX	30,636,108	0.0019	58,209	0.0058	177,689	0.0090	275,725
4.	3	Medium Quality	4,957,446	XXX	XXX	4,957,446	0.0093	46,104	0.0230	114,021	0.0340	168,553
5.	4	Low Quality	7,331,163	XXX	XXX	7,331,163	0.0213	156,154	0.0530	388,552	0.0750	549,837
6.	5	Lower Quality	178,993	XXX	XXX	178,993	0.0432	7,733	0.1100	19,689	0.1700	30,429
7.	6	In or Near Default	72,585	XXX	XXX	72,585	0.0000		0.2000	14,517	0.2000	14,517
8.		Total Unrated Multi-class Securities Acquired by Conversion		XXX	XXX		XXX		XXX		XXX	
9.		Total Bonds (Sum of Lines 1 through 8)	384,420,885	XXX	XXX	384,420,885	XXX	389,203	XXX	1,410,242	XXX	1,946,592
PREFERRED STOCK												
10.	1	Highest Quality		XXX	XXX		0.0004		0.0023		0.0030	
11.	2	High Quality		XXX	XXX		0.0019		0.0058		0.0090	
12.	3	Medium Quality		XXX	XXX		0.0093		0.0230		0.0340	
13.	4	Low Quality		XXX	XXX		0.0213		0.0530		0.0750	
14.	5	Lower Quality		XXX	XXX		0.0432		0.1100		0.1700	
15.	6	In or Near Default		XXX	XXX		0.0000		0.2000		0.2000	
16.		Affiliated Life with AVR		XXX	XXX		0.0000		0.0000		0.0000	
17.		Total Preferred Stocks (Sum of Lines 10 through 16)		XXX	XXX		XXX		XXX		XXX	
SHORT - TERM BONDS												
18.		Exempt Obligations		XXX	XXX		0.0000		0.0000		0.0000	
19.	1	Highest Quality	8,922,664	XXX	XXX	8,922,664	0.0004	3,569	0.0023	20,522	0.0030	26,768
20.	2	High Quality		XXX	XXX		0.0019		0.0058		0.0090	
21.	3	Medium Quality		XXX	XXX		0.0093		0.0230		0.0340	
22.	4	Low Quality		XXX	XXX		0.0213		0.0530		0.0750	
23.	5	Lower Quality		XXX	XXX		0.0432		0.1100		0.1700	
24.	6	In or Near Default		XXX	XXX		0.0000		0.2000		0.2000	
25.		Total Short - Term Bonds (Sum of Lines 18 through 24)	8,922,664	XXX	XXX	8,922,664	XXX	3,569	XXX	20,522	XXX	26,768

ASSET VALUATION RESERVE (Continued)
BASIC CONTRIBUTION, RESERVE OBJECTIVE AND MAXIMUM RESERVE CALCULATIONS
DEFAULT COMPONENT

Line Number	NAIC Designation	Description	1 Book/Adjusted Carrying Value	2 Reclassify Related Party Encumbrances	3 Add Third Party Encumbrances	4 Balance for AVR Reserve Calculations (Cols. 1 + 2 + 3)	Basic Contribution		Reserve Objective		Maximum Reserve	
							5 Factor	6 Amount (Cols. 4 x 5)	7 Factor	8 Amount (Cols. 4 x 7)	9 Factor	10 Amount (Cols. 4 x 9)
DERIVATIVE INSTRUMENTS												
26.		Exchange Traded		XXX	XXX		0.0004		0.0023		0.0030	
27.	1	Highest Quality		XXX	XXX		0.0004		0.0023		0.0030	
28.	2	High Quality		XXX	XXX		0.0019		0.0058		0.0090	
29.	3	Medium Quality		XXX	XXX		0.0093		0.0230		0.0340	
30.	4	Low Quality		XXX	XXX		0.0213		0.0530		0.0750	
31.	5	Lower Quality		XXX	XXX		0.0432		0.1100		0.1700	
32.	6	In or Near Default		XXX	XXX		0.0000		0.2000		0.2000	
33.		Total Derivative Instruments		XXX	XXX		XXX		XXX		XXX	
34.		Total (Lines 9 + 17 + 25 + 33)	393,343,549	XXX	XXX	393,343,549	XXX	392,772	XXX	1,430,764	XXX	1,973,360
MORTGAGE LOANS												
In Good Standing:												
35.		Farm Mortgages			XXX		0.0063 (a)		0.0120 (a)		0.0190 (a)	
36.		Residential Mortgages - Insured or Guaranteed			XXX		0.0003		0.0006		0.0010	
37.		Residential Mortgages - All Other			XXX		0.0013		0.0030		0.0040	
38.		Commercial Mortgages - Insured or Guaranteed			XXX		0.0003		0.0006		0.0010	
39.		Commercial Mortgages - All Other			XXX		0.0063 (a)		0.0120 (a)		0.0190 (a)	
40.		In Good Standing With Restructured Terms			XXX		0.2800 (b)		0.6200 (b)		1.0000 (b)	
Overdue, Not in Process:												
41.		Farm Mortgages			XXX		0.0420		0.0760		0.1200	
42.		Residential Mortgages - Insured or Guaranteed			XXX		0.0005		0.0012		0.0020	
43.		Residential Mortgages - All Other			XXX		0.0025		0.0058		0.0090	
44.		Commercial Mortgages - Insured or Guaranteed			XXX		0.0005		0.0012		0.0020	
45.		Commercial Mortgages - All Other			XXX		0.0420		0.0760		0.1200	
In Process of Foreclosure:												
46.		Farm Mortgages			XXX		0.0000		0.1700		0.1700	
47.		Residential Mortgages - Insured or Guaranteed			XXX		0.0000		0.0040		0.0040	
48.		Residential Mortgages - All Other			XXX		0.0000		0.0130		0.0130	
49.		Commercial Mortgages - Insured or Guaranteed			XXX		0.0000		0.0040		0.0040	
50.		Commercial Mortgages - All Other			XXX		0.0000		0.1700		0.1700	
51.		Total Schedule B Mortgages (Sum of Lines 35 through 50)			XXX		XXX		XXX		XXX	
52.		Schedule DA Mortgages			XXX		(c)		(c)		(c)	
53.		Total Mortgage Loans on Real Estate (Lines 51 + 52)			XXX		XXX		XXX		XXX	

(a) Times the company's experience adjustment factor (EAF).

(b) Column 9 is the greater of 6.4% without any EAF adjustments or a company's EAF adjusted In Good Standing (IGS) factor plus 150 basis points. Columns 5 and 7 are 28% and 62% respectively of Column 9.

(c) Determined using the same factors and breakdowns used for directly owned mortgage loans.

ASSET VALUATION RESERVE
BASIC CONTRIBUTION, RESERVE OBJECTIVE AND MAXIMUM RESERVE CALCULATIONS
EQUITY AND OTHER INVESTED ASSET COMPONENT

Line Number	NAIC Designation	Description	1 Book/Adjusted Carrying Value	2 Reclassify Related Party Encumbrances	3 Add Third Party Encumbrances	4 Balance for AVR Reserve Calculations (Cols. 1 + 2 + 3)	Basic Contribution		Reserve Objective		Maximum Reserve	
							5 Factor	6 Amount (Cols. 4 x 5)	7 Factor	8 Amount (Cols. 4 x 7)	9 Factor	10 Amount (Cols. 4 x 9)
COMMON STOCK												
1.		Unaffiliated - Public	19,243,836	XXX	XXX	19,243,836	0.0000		0.2000 (d)	3,848,767	0.2000 (d)	3,848,767
2.		Unaffiliated - Private		XXX	XXX		0.0000		0.1600		0.1600	
3.		Federal Home Loan Bank		XXX	XXX		0.0000		0.0050		0.0080	
4.		Affiliated - Life with AVR		XXX	XXX		0.0000		0.0000		0.0000	
Affiliated - Investment Subsidiary:												
5.		Fixed Income - Exempt Obligations					XXX		XXX		XXX	
6.		Fixed Income - Highest Quality					XXX		XXX		XXX	
7.		Fixed Income - High Quality					XXX		XXX		XXX	
8.		Fixed Income - Medium Quality					XXX		XXX		XXX	
9.		Fixed Income - Low Quality					XXX		XXX		XXX	
10.		Fixed Income - Lower Quality					XXX		XXX		XXX	
11.		Fixed Income - In/Near Default					XXX		XXX		XXX	
12.		Unaffiliated Common Stock - Public					0.0000		0.1300 (d)		0.1300 (d)	
13.		Unaffiliated Common Stock - Private					0.0000		0.1600		0.1600	
14.		Mortgage Loans					(c)		(c)		(c)	
15.		Real Estate					(e)		(e)		(e)	
16.		Affiliated - Certain Other (See SVO Purposes and Procedures Manual)		XXX	XXX		0.0000		0.1300		0.1300	
17.		Affiliated - All Other		XXX	XXX		0.0000		0.1600		0.1600	
18.		Total Common Stock (Sum of Lines 1 through 17)	19,243,836			19,243,836	XXX		XXX	3,848,767	XXX	3,848,767
REAL ESTATE												
19.		Home Office Property (General Account only)					0.0000		0.0750		0.0750	
20.		Investment Properties					0.0000		0.0750		0.0750	
21.		Properties Acquired in Satisfaction of Debt					0.0000		0.1100		0.1100	
22.		Total Real Estate (Sum of Lines 19 through 21)					XXX		XXX		XXX	
OTHER INVESTED ASSETS												
INVESTMENTS WITH THE UNDERLYING CHARACTERISTICS OF BONDS												
23.		Exempt Obligations		XXX	XXX		0.0000		0.0000		0.0000	
24.	1	Highest Quality		XXX	XXX		0.0004		0.0023		0.0030	
25.	2	High Quality		XXX	XXX		0.0019		0.0058		0.0090	
26.	3	Medium Quality		XXX	XXX		0.0093		0.0230		0.0340	
27.	4	Low Quality		XXX	XXX		0.0213		0.0530		0.0750	
28.	5	Lower Quality		XXX	XXX		0.0432		0.1100		0.1700	
29.	6	In or Near Default		XXX	XXX		0.0000		0.2000		0.2000	
30.		Total with Bond Characteristics (Sum of Lines 23 through 29)		XXX	XXX		XXX		XXX		XXX	

ASSET VALUATION RESERVE (Continued)
BASIC CONTRIBUTION, RESERVE OBJECTIVE AND MAXIMUM RESERVE CALCULATIONS
EQUITY AND OTHER INVESTED ASSET COMPONENT

Line Number	NAIC Designation	Description	1 Book/Adjusted Carrying Value	2 Reclassify Related Party Encumbrances	3 Add Third Party Encumbrances	4 Balance for AVR Reserve Calculations (Cols. 1 + 2 + 3)	Basic Contribution		Reserve Objective		Maximum Reserve	
							5 Factor	6 Amount (Cols.4 x 5)	7 Factor	8 Amount (Cols. 4 x 7)	9 Factor	10 Amount (Cols. 4 x 9)
INVESTMENTS WITH THE UNDERLYING CHARACTERISTICS OF PREFERRED STOCKS												
31.	1	Highest Quality		XXX	XXX		0.0004		0.0023		0.0030	
32.	2	High Quality		XXX	XXX		0.0019		0.0058		0.0090	
33.	3	Medium Quality		XXX	XXX		0.0093		0.0230		0.0340	
34.	4	Low Quality		XXX	XXX		0.0213		0.0530		0.0750	
35.	5	Lower Quality		XXX	XXX		0.0432		0.1100		0.1700	
36.	6	In or Near Default		XXX	XXX		0.0000		0.2000		0.2000	
37.		Affiliated Life with AVR		XXX	XXX		0.0000		0.0000		0.0000	
38.		Total with Preferred Stock Characteristics (Sum of Lines 31 through 37)		XXX	XXX		XXX		XXX		XXX	
INVESTMENTS WITH THE UNDERLYING CHARACTERISTICS OF MORTGAGE LOANS												
In Good Standing:												
39.		Farm Mortgages			XXX		0.0063 (a)		0.0120 (a)		0.0190 (a)	
40.		Residential Mortgages - Insured or Guaranteed			XXX		0.0003		0.0006		0.0010	
41.		Residential Mortgages - All Other		XXX	XXX		0.0013		0.0030		0.0040	
42.		Commercial Mortgages - Insured or Guaranteed			XXX		0.0003		0.0006		0.0010	
43.		Commercial Mortgages - All Other			XXX		0.0063 (a)		0.0120 (a)		0.0190 (a)	
44.		In Good Standing With Restructured Terms			XXX		0.2800 (b)		0.6200 (b)		1.0000 (b)	
Overdue, Not in Process:												
45.		Farm Mortgages			XXX		0.0420		0.0760		0.1200	
46.		Residential Mortgages - Insured or Guaranteed			XXX		0.0005		0.0012		0.0020	
47.		Residential Mortgages - All Other			XXX		0.0025		0.0058		0.0090	
48.		Commercial Mortgages - Insured or Guaranteed			XXX		0.0005		0.0012		0.0020	
49.		Commercial Mortgages - All Other			XXX		0.0420		0.0760		0.1200	
In Process of Foreclosure:												
50.		Farm Mortgages			XXX		0.0000		0.1700		0.1700	
51.		Residential Mortgages - Insured or Guaranteed			XXX		0.0000		0.0040		0.0040	
52.		Residential Mortgages - All Other			XXX		0.0000		0.0130		0.0130	
53.		Commercial Mortgages - Insured or Guaranteed			XXX		0.0000		0.0040		0.0040	
54.		Commercial Mortgages - All Other			XXX		0.0000		0.1700		0.1700	
55.		Total with Mortgage Loan Characteristics (Sum of Lines 39 through 54)			XXX		XXX		XXX		XXX	

ASSET VALUATION RESERVE (Continued)
BASIC CONTRIBUTION, RESERVE OBJECTIVE AND MAXIMUM RESERVE CALCULATIONS
EQUITY AND OTHER INVESTED ASSET COMPONENT

Line Number	NAIC Designation	Description	1 Book/Adjusted Carrying Value	2 Reclassify Related Party Encumbrances	3 Add Third Party Encumbrances	4 Balance for AVR Reserve Calculations (Cols. 1 + 2 + 3)	Basic Contribution		Reserve Objective		Maximum Reserve	
							5 Factor	6 Amount (Cols.4 x 5)	7 Factor	8 Amount (Cols. 4 x 7)	9 Factor	10 Amount (Cols. 4 x 9)
		INVESTMENTS WITH THE UNDERLYING CHARACTERISTICS OF COMMON STOCK										
56.		Unaffiliated Public		XXX	XXX		0.0000		0.1300 (d)		0.1300 (d)	
57.		Unaffiliated Private		XXX	XXX		0.0000		0.1600		0.1600	
58.		Affiliated Life with AVR		XXX	XXX		0.0000		0.0000		0.0000	
59.		Affiliated Certain Other (See SVO Purposes & Procedures Manual)		XXX	XXX		0.0000		0.1300		0.1300	
60.		Affiliated Other - All Other		XXX	XXX		0.0000		0.1600		0.1600	
61.		Total with Common Stock Characteristics (Sum of Lines 56 through 60)		XXX	XXX		XXX		XXX		XXX	
		INVESTMENTS WITH THE UNDERLYING CHARACTERISTICS OF REAL ESTATE										
62.		Home Office Property (General Account only)					0.0000		0.0750		0.0750	
63.		Investment Properties					0.0000		0.0750		0.0750	
64.		Properties Acquired in Satisfaction of Debt					0.0000		0.1100		0.1100	
65.		Total with Real Estate Characteristics (Lines 62 through 64)					XXX		XXX		XXX	
		LOW INCOME HOUSING TAX CREDIT INVESTMENTS										
66.		Guaranteed Federal Low Income Housing Tax Credit					0.0003		0.0006		0.0010	
67.		Non-guaranteed Federal Low Income Housing Tax Credit					0.0063		0.0120		0.0190	
68.		State Low Income Housing Tax Credit					0.0273		0.0600		0.0975	
69.		All Other Low Income Housing Tax Credit					0.0273		0.0600		0.0975	
70.		Total LIHTC					XXX		XXX		XXX	
		ALL OTHER INVESTMENTS										
71.		Other Invested Assets - Schedule BA		XXX			0.0000		0.1300		0.1300	
72.		Other Short-Term Invested Assets - Schedule DA		XXX			0.0000		0.1300		0.1300	
73.		Total All Other (Sum of Lines 71 + 72)		XXX			XXX		XXX		XXX	
74.		Total Other Invested Assets - Schedules BA & DA (Sum of Lines 30, 38, 55, 61, 65, 70 and 73)					XXX		XXX		XXX	

(a) Times the company's experience adjustment factor (EAF).

(b) Column 9 is the greater of 6.4% without any EAF adjustments or a company's EAF adjusted In Good Standing (IGS) factor plus 150 basis points. Columns 5 and 7 are 28% and 62% respectively of Column 9.

(c) Determined using the same factors and breakdowns used for directly owned mortgage loans.

(d) Times the company's weighted average portfolio beta (Minimum .10, Maximum .20).

(e) Determined using the same factors and breakdowns used for directly owned real estate.

ANNUAL STATEMENT FOR THE YEAR 2012 OF THE MOTORISTS LIFE INSURANCE COMPANY

SCHEDULE F

Showing all claims for death losses and all other contract claims resisted or compromised during the year, and all claims for death losses and all other contract claims resisted December 31 of current year

1	2	3	4	5	6	7	8
Contract Numbers	Claim Numbers	State of Residence of Claimant	Year of Claim for Death or Disability	Amount Claimed	Amount Paid During the Year	Amount Resisted Dec. 31 of Current Year	Why Compromised or Resisted
9104853850	10861B	OH	2011	10,000			Paperwork not received for ADB
9105090410	12179B	OH	2012	100,000			Denied;not covered accident
9106668050	10951B	OH	2011	7,000			Paperwork not received for ADB
9108371840	11958B	TN	2012	25,000			Denied;not covered accident
9141944620	11515B	MI	2011	10,000			Paperwork not received for ADB
9142773640	9504A	PA	2010	10,000	2,815		Misrepresentation on application; refund premium plus applicable interest
9142788930	11600B	PA	2011	10,000	3,885		Misrepresentation on application; refund premium plus applicable interest
9143222250	10264A	SC	2010	20,000	15,000		Negotiated Settlement
9143594310	12320A	WI	2012	15,000	942		Misrepresentation on application; refund premium plus applicable interest
9143932000	11534B	MI	2011	19,000	736		Misrepresentation on application; refund premium plus applicable interest
9144011770	11464A	KY	2011	10,000	693		Misrepresentation on application; refund premium plus applicable interest
9144047650	12022A	TN	2012	6,000	640		Misrepresentation on application; refund premium plus applicable interest
9144145170	12586B	PA	2012	25,000			Denied;not covered accident
9144180830	12380B	MI	2012	10,000	1,938		Misrepresentation on application; refund premium plus applicable interest
9144213380	11433A	MI	2011	5,000	746		Misrepresentation on application; refund premium plus applicable interest
9144239230	11624A	OH	2011	25,000	1,998		Misrepresentation on application; refund premium plus applicable interest
9144328540	11281A&B	WV	2011	20,000	957		Misrepresentation on application; refund premium plus applicable interest
9144355020	11114A	IN	2011	5,000	259		Misrepresentation on application; refund premium plus applicable interest
9144435290	12075A	VA	2012	10,000	897		Misrepresentation on application; refund premium plus applicable interest
9144466900	11278A	MI	2011	10,000	468		Misrepresentation on application; refund premium plus applicable interest
9144504030	12115A	KY	2012	6,000	1,231		Misrepresentation on application; refund premium plus applicable interest
9144511310	10877A	FL	2011	7,000	556		Misrepresentation on application; refund premium plus applicable interest
9144586590	12049A	OH	2012	10,500	662		Misrepresentation on application; refund premium plus applicable interest
9144610900	12398A	PA	2012	1,750	481		Misrepresentation on application; refund premium plus applicable interest
9144622600	11702A	VA	2011	10,000	1,428		Misrepresentation on application; refund premium plus applicable interest
9144629730	12293A	PA	2012	3,000	435		Misrepresentation on application; refund premium plus applicable interest
9144645570	12823A	IL	2012	15,000	1,831		Misrepresentation on application; refund premium plus applicable interest
9144700090	12816A	OH	2012	10,000	715		Misrepresentation on application; refund premium plus applicable interest
9144710950	12287A	OH	2012	5,000	573		Misrepresentation on application; refund premium plus applicable interest
9144726530	12147A	MI	2012	5,000	353		Misrepresentation on application; refund premium plus applicable interest
9144767850	12957A	OH	2012	8,000	1,890		Misrepresentation on application; refund premium plus applicable interest
9144768220	12452A&B	OH	2012	7,000	567		Misrepresentation on application; refund premium plus applicable interest
9144810070	11493A	WI	2011	25,000	39		Misrepresentation on application; refund premium plus applicable interest
9144831500	12643A	IN	2012	12,000	801		Misrepresentation on application; refund premium plus applicable interest
9144834750	13034B	WV	2012	10,000	113		Misrepresentation on application; refund premium plus applicable interest
9144877160	12631A	VA	2012	7,000	1,196		Misrepresentation on application; refund premium plus applicable interest
9144938170	12594A	MI	2012	15,000	2,027		Misrepresentation on application; refund premium plus applicable interest
9144973590	12098B	TN	2012	5,000	308		Misrepresentation on application; refund premium plus applicable interest
9145022420	12842A	OH	2012	7,000	701		Misrepresentation on application; refund premium plus applicable interest
9145036160	12444A	WI	2012	15,000	482		Misrepresentation on application; refund premium plus applicable interest
9145111810	12027A	KY	2012	3,000	124		Misrepresentation on application; refund premium plus applicable interest
9145190440	11976A	OH	2012	5,250	378		Misrepresentation on application; refund premium plus applicable interest
9145322060	12642A	IL	2012	10,000	234		Misrepresentation on application; refund premium plus applicable interest
9145361940	12794A&B	MI	2012	20,000	259		Misrepresentation on application; refund premium plus applicable interest
9145429300	12703A	MI	2012	20,000	526		Misrepresentation on application; refund premium plus applicable interest
9173494660	8924A	OH	2009	20,000	158		Misrepresentation on application; refund premium plus applicable interest
9173777070	10355A	WV	2010	10,000	517		Misrepresentation on application; refund premium plus applicable interest
9173897670	11830A	OH	2011	15,000	225		Misrepresentation on application; refund premium plus applicable interest

ANNUAL STATEMENT FOR THE YEAR 2012 OF THE MOTORISTS LIFE INSURANCE COMPANY

SCHEDULE F

Showing all claims for death losses and all other contract claims resisted or compromised during the year, and all claims for death losses and all other contract claims resisted December 31 of current year

1 Contract Numbers	2 Claim Numbers	3 State of Residence of Claimant	4 Year of Claim for Death or Disability	5 Amount Claimed	6 Amount Paid During the Year	7 Amount Resisted Dec. 31 of Current Year	8 Why Compromised or Resisted
9174080670	11982A	PA	2012	8,000	1,289		Misrepresentation on application; refund premium plus applicable interest
9174449900	10935C	KY	2011	5,000	103		Misrepresentation on application; refund premium plus applicable interest
9174605780	12106A	GA	2012	50,000	318		Misrepresentation on application; refund premium plus applicable interest
0199999. Death Claims - Ordinary				702,500	52,495		XXX
0599999. Death Claims - Disposed Of				702,500	52,495		XXX
1099999. Additional Accidental Death Benefits Claims - Disposed Of							XXX
1599999. Disability Benefits Claims - Disposed Of							XXX
2099999. Matured Endowments Claims - Disposed Of							XXX
2599999. Annuities with Life Contingency Claims - Disposed Of							XXX
2699999. Claims Disposed of During Current Year				702,500	52,495		XXX
3199999. Death Claims - Resisted							XXX
3699999. Additional Accidental Death Benefits Claims - Resisted							XXX
4199999. Disability Benefits Claims - Resisted							XXX
4699999. Matured Endowments Claims - Resisted							XXX
5199999. Annuities with Life Contingencies Claims - Resisted							XXX
5299999. Claims Resisted During Current Year							XXX
5399999 - Totals				702,500	52,495		XXX

Schedule H - Part 1 - Analysis of Underwriting Operations

N O N E

Schedule H - Part 2 - Reserves and Liabilities

N O N E

Schedule H - Part 3 - Prior Year's Claim Reserves and Liabilities

N O N E

Schedule H - Part 4 - Reinsurance

N O N E

Schedule H - Part 5 - Health Claims

N O N E

ANNUAL STATEMENT FOR THE YEAR 2012 OF THE MOTORISTS LIFE INSURANCE COMPANY

SCHEDULE S - PART 1 - SECTION 2

Reinsurance Assumed Accident and Health Insurance Listed by Reinsured Company as of December 31, Current Year

1 NAIC Company Code	2 Federal ID Number	3 Effective Date	4 Name of Reinsured	5 Domiciliary Jurisdiction	6 Type of Reinsurance Assumed	7 Premiums	8 Unearned Premiums	9 Reserve Liability Other Than for Unearned Premiums	10 Reinsurance Payable on Paid and Unpaid Losses	11 Modified Coinsurance Reserve	12 Funds Withheld Under Coinsurance
NONE											
0999999 - Totals											

ANNUAL STATEMENT FOR THE YEAR 2012 OF THE MOTORISTS LIFE INSURANCE COMPANY

SCHEDULE S - PART 2

Reinsurance Recoverable on Paid and Unpaid Losses Listed by Reinsuring Company as of December 31, Current Year

1 NAIC Company Code	2 Federal ID Number	3 Effective Date	4 Name of Company	5 Domiciliary Jurisdiction	6 Paid Losses	7 Unpaid Losses
86231	39-0989781	05/01/2003	TRANSAMERICA LIFE INS CO	IA		90,000
86231	39-0989781	06/01/2007	TRANSAMERICA LIFE INS CO	IA	45,000	247,500
60895	35-0145825	08/13/1984	AMERICAN UNITED LIFE INS CO	IN	968	
60895	35-0145825	12/01/1990	AMERICAN UNITED LIFE INS CO	IN	27,560	
82627	06-0839705	01/01/1987	SWISS RE LIFE & HLTH AMER INC	CT		15,000
82627	06-0839705	06/15/2000	SWISS RE LIFE & HLTH AMER INC	CT	225,750	218,417
66346	58-0828824	04/01/2006	MUNICH AMER REASSUR CO	GA	(91,642)	8,274
88099	75-1608507	06/01/1966	OPTIMUM RE INS CO	TX	5,000	18,000
93572	43-1235868	07/01/2011	RGA REINS CO	MO	7,500	58,500
0299999. Life and Annuity - Non-U.S. Affiliates					220,136	655,691
0399999. Total Life and Annuity - Affiliates					220,136	655,691
0699999. Total Life and Annuity - Non-Affiliates						
0799999. Total Life and Annuity					220,136	655,691
1099999. Total Accident and Health - Affiliates						
1399999. Total Accident and Health - Non-Affiliates						
1499999. Total Accident and Health						
1599999. Total U.S. (Sum of 0199999, 0499999, 0899999 and 1199999)						
1699999. Total Non-U.S. (Sum of 0299999, 0599999, 0999999 and 1299999)					220,136	655,691
1799999 Totals - Life, Annuity and Accident and Health					220,136	655,691

ANNUAL STATEMENT FOR THE YEAR 2012 OF THE MOTORISTS LIFE INSURANCE COMPANY

SCHEDULE S - PART 3 - SECTION 1

Reinsurance Ceded Life Insurance, Annuities, Deposit Funds and Other Liabilities Without Life or Disability Contingencies, and Related Benefits Listed by Reinsuring Company as of December 31, Current Year

1 NAIC Company Code	2 Federal ID Number	3 Effective Date	4 Name of Company	5 Domiciliary Jurisdiction	6 Type of Reinsurance Ceded	7 Amount in Force at End of Year	Reserve Credit Taken		10 Premiums	Outstanding Surplus Relief		13 Modified Coinsurance Reserve	14 Funds Withheld Under Coinsurance
							8 Current Year	9 Prior Year		11 Current Year	12 Prior Year		
60895	35-0145825	08/13/1984	AMERICAN UNITED LIFE INSURANCE COMPANY	IN	YRT/I	301,853	1,741	1,789	52,390				
60895	35-0145825	08/13/1984	AMERICAN UNITED LIFE INSURANCE COMPANY	IN	CO/I	29,420,424	123,446	121,883	92,770				
60895	35-0145825	08/13/1984	AMERICAN UNITED LIFE INSURANCE COMPANY	IN	DIS/I								
60895	35-0145825	12/01/1990	AMERICAN UNITED LIFE INSURANCE COMPANY	IN	YRT/I	28,107,675	70,099	77,872	137,928				
66346	58-0828824	10/01/1997	MUNICH AMERICAN REASSURANCE COMPANY	GA	YRT/I								
66346	58-0828824	11/01/1999	MUNICH AMERICAN REASSURANCE COMPANY	GA	CO/I	161,709,038	3,149,164	3,110,862	321,722				
66346	58-0828824	01/01/2002	MUNICH AMERICAN REASSURANCE COMPANY	GA	YRT/I	3,129,224	5,463	5,380	5,287				
66346	58-0828824	05/01/2003	MUNICH AMERICAN REASSURANCE COMPANY	GA	CO/I	313,745,290	7,103,523	6,453,433	569,420				
66346	58-0828824	05/01/2003	MUNICH AMERICAN REASSURANCE COMPANY	GA	DIS/I		92,650	93,135	11,974				
66346	58-0828824	03/01/2005	MUNICH AMERICAN REASSURANCE COMPANY	GA	YRT/I	48,665,475	11,592	12,428	115,312				
66346	58-0828824	04/01/2006	MUNICH AMERICAN REASSURANCE COMPANY	GA	YRT/I	100,001,706	271,217	219,731	201,608				
66346	58-0828824	01/01/2008	MUNICH AMERICAN REASSURANCE COMPANY	GA	YRT/I	44,341,455	50,933	43,332	47,478				
86231	39-0989781	05/01/1972	TRANSAMERICA LIFE INSURANCE COMPANY	IA	YRT/I	17,570	247	235	3,315				
86231	39-0989781	05/01/1972	TRANSAMERICA LIFE INSURANCE COMPANY	IA	DIS/I		10	13	2				
86231	39-0989781	10/01/1984	TRANSAMERICA LIFE INSURANCE COMPANY	IA	YRT/I	6,937,472	31,553	24,321	17,192				
86231	39-0989781	10/01/1984	TRANSAMERICA LIFE INSURANCE COMPANY	IA	CO/I	11,607,354	51,322	50,980	36,635				
86231	39-0989781	10/01/1984	TRANSAMERICA LIFE INSURANCE COMPANY	IA	DIS/I		236	253	4				
86231	39-0989781	01/01/1986	TRANSAMERICA LIFE INSURANCE COMPANY	IA	YRT/I	27,121,697	13,915	13,358	214,382				
86231	39-0989781	01/01/1986	TRANSAMERICA LIFE INSURANCE COMPANY	IA	DIS/I		5	4	104				
86231	39-0989781	05/01/2003	TRANSAMERICA LIFE INSURANCE COMPANY	IA	CO/I	860,391,903	14,019,631	12,554,670	1,321,061				
86231	39-0989781	05/01/2003	TRANSAMERICA LIFE INSURANCE COMPANY	IA	DIS/I		221,449	169,981	28,590				
86231	39-0989781	06/01/2007	TRANSAMERICA LIFE INSURANCE COMPANY	IA	CO/I	1,676,169,866	15,505,940	12,023,581	4,033,977				
86231	39-0989781	06/01/2007	TRANSAMERICA LIFE INSURANCE COMPANY	IA	DIS/I		103,467	120,276	46,034				
82627	06-0839705	01/01/1986	SWISS RE LIFE & HEALTH AMERICA	NY	YRT/I	700,809	650	618	7,368				
82627	06-0839705	01/01/1987	SWISS RE LIFE & HEALTH AMERICA	NY	YRT/G	152,443,014	397,300	278,793	461,627				
82627	06-0839705	01/01/1987	SWISS RE LIFE & HEALTH AMERICA	NY	ADB/G				11,927				
82627	06-0839705	01/01/1987	SWISS RE LIFE & HEALTH AMERICA	NY	YRT/I	1,824,614	9,581	5,273	43,340				
82627	06-0839705	01/01/1996	SWISS RE LIFE & HEALTH AMERICA	NY	CAT/I				29,717				
82627	06-0839705	04/15/1994	SWISS RE LIFE & HEALTH AMERICA	NY	YRT/I	12,842,652	54,022	53,886	145,105				
82627	06-0839705	03/15/1996	SWISS RE LIFE & HEALTH AMERICA	NY	YRT/I	2,373,928	23,255	30,219	6,263				
82627	06-0839705	03/15/1996	SWISS RE LIFE & HEALTH AMERICA	NY	CO/I	24,952,363	117,271	118,893	89,935				
82627	06-0839705	11/01/1999	SWISS RE LIFE & HEALTH AMERICA	NY	CO/I	164,655,032	3,299,531	3,262,550	318,652				
82627	06-0839705	06/15/2000	SWISS RE LIFE & HEALTH AMERICA	NY	CO/I	40,039,570	10,455,140	10,150,583	1,462,990				
82627	06-0839705	06/15/2000	SWISS RE LIFE & HEALTH AMERICA	NY	ADB/I		76,321	74,755	48,691				
82627	06-0839705	10/01/2004	SWISS RE LIFE & HEALTH AMERICA	NY	ADB/I		70,708	63,794	69,831				
86258	13-2572994	04/01/1994	COLOGNE LIFE REINSURANCE COMPANY	CT	YRT/I	12,674,254	43,924	49,234	44,868				
86258	13-2572994	04/01/1994	COLOGNE LIFE REINSURANCE COMPANY	CT	DIS/I								
88099	75-1608507	06/01/1966	OPTIMUM RE INSURANCE COMPANY	TX	YRT/I	410,994	3,764	3,691	26,746				
88099	75-1608507	06/01/1966	OPTIMUM RE INSURANCE COMPANY	TX	DIS/I		59	62	553				
88099	75-1608507	06/01/1966	OPTIMUM RE INSURANCE COMPANY	TX	ADB/I		1,249,503	1,156,988	160,959				
88099	75-1608507	09/01/1980	OPTIMUM RE INSURANCE COMPANY	TX	CO/I	156,000	1,174	1,798					
88099	75-1608507	10/01/1984	OPTIMUM RE INSURANCE COMPANY	TX	CO/I	298,000	2,175	1,987					
87572	23-2038295	07/01/2005	SCOTTISH RE (U.S), INC.	NC	CO/I	178,262,536	3,000,565	2,724,470	334,937				
87572	23-2038295	07/01/2005	SCOTTISH RE (U.S), INC.	NC	DIS/I		37,620	35,371	7,688				
66133	41-1760577	07/01/2005	WILTON REASSURANCE COMPANY	CT	CO/I	151,853,273	2,556,035	2,320,843	285,323				
66133	41-1760577	07/01/2005	WILTON REASSURANCE COMPANY	CT	DIS/I		32,046	30,131	6,550				
93572	43-1235868	07/01/2011	RGA REINSURANCE COMPANY	MO	CO/I	15,859,433	266,832	52,464	876,658				
93572	43-1235868	05/01/2012	RGA REINSURANCE COMPANY	MO	CO/I	5,838,440	41,978		74				
93572	43-1235868	05/01/2012	RGA REINSURANCE COMPANY	MO	DIS/I		62		4				
64688	75-6020048	09/01/2012	SCOR GLOBAL LIFE AMERICAS	NC	CO/I	40,271,405	111,585		87,695				
64688	75-6020048	09/01/2012	SCOR GLOBAL LIFE AMERICAS	NC	DIS/I		825		728				
0299999. General Account - Authorized Non-U.S. Affiliates						4,117,124,319	62,679,547	55,513,903	11,785,391				
0399999. Total General Account - Authorized Affiliates						4,117,124,319	62,679,547	55,513,903	11,785,391				
0699999. Total General Account - Authorized Non-Affiliates													
0799999. Total General Account Authorized						4,117,124,319	62,679,547	55,513,903	11,785,391				
1099999. Total General Account - Unauthorized Affiliates													

ANNUAL STATEMENT FOR THE YEAR 2012 OF THE MOTORISTS LIFE INSURANCE COMPANY

SCHEDULE S - PART 3 - SECTION 1

Reinsurance Ceded Life Insurance, Annuities, Deposit Funds and Other Liabilities Without Life or Disability Contingencies, and Related Benefits Listed by Reinsuring Company as of December 31, Current Year

1 NAIC Company Code	2 Federal ID Number	3 Effective Date	4 Name of Company	5 Domiciliary Jurisdiction	6 Type of Reinsurance Ceded	7 Amount in Force at End of Year	Reserve Credit Taken		10 Premiums	Outstanding Surplus Relief		13 Modified Coinsurance Reserve	14 Funds Withheld Under Coinsurance
							8 Current Year	9 Prior Year		11 Current Year	12 Prior Year		
1399999. Total General Account - Unauthorized Non-Affiliates													
1499999. Total General Account Unauthorized													
1799999. Total General Account - Certified Affiliates													
2099999. Total General Account - Certified Non-Affiliates													
2199999. Total General Account Certified													
2299999. Total General Account Authorized, Unauthorized and Certified													
2599999. Total Separate Accounts - Authorized Affiliates													
2899999. Total Separate Accounts - Authorized Non-Affiliates													
2999999. Total Separate Accounts Authorized													
3299999. Total Separate Accounts - Unauthorized Affiliates													
3599999. Total Separate Accounts - Unauthorized Non-Affiliates													
3699999. Total Separate Accounts Unauthorized													
3999999. Total Separate Accounts - Certified Affiliates													
4299999. Total Separate Accounts - Certified Non-Affiliates													
4399999. Total Separate Accounts Certified													
4499999. Total Separate Accounts Authorized, Unauthorized and Certified													
4599999. Total U.S. (Sum of 0199999, 0499999, 0899999, 1199999, 1599999, 1899999, 2399999, 2699999, 3099999, 3399999, 3799999 and 4099999)													
4699999. Total Non-U.S. (Sum of 0299999, 0599999, 0999999, 1299999, 1699999, 1999999, 2499999, 2799999, 3199999, 3499999, 3899999 and 4199999)													
4799999 - Totals													

ANNUAL STATEMENT FOR THE YEAR 2012 OF THE MOTORISTS LIFE INSURANCE COMPANY

SCHEDULE S - PART 3 - SECTION 2

Reinsurance Ceded Accident and Health Insurance Listed by Reinsuring Company as of December 31, Current Year

1 NAIC Company Code	2 Federal ID Number	3 Effective Date	4 Name of Company	5 Domiciliary Jurisdiction	6 Type	7 Premiums	8 Unearned Premiums (Estimated)	9 Reserve Credit Taken Other than for Unearned Premiums	Outstanding Surplus Relief		12 Modified Coinsurance Reserve	13 Funds Withheld Under Coinsurance
									10 Current Year	11 Prior Year		
NONE												
4799999 - Totals												

ANNUAL STATEMENT FOR THE YEAR 2012 OF THE MOTORISTS LIFE INSURANCE COMPANY

SCHEDULE S - PART 4

Reinsurance Ceded to Unauthorized Companies

1 NAIC Company Code	2 Federal ID Number	3 Effective Date	4 Name of Reinsurer	5 Reserve Credit Taken	6 Paid and Unpaid Losses Recoverable (Debit)	7 Other Debits	8 Total (Cols.5+6+7)	9 Letters of Credit	Letter of Credit Issuing or Confirming Bank (a)			13 Trust Agreements	14 Funds Deposited by and Withheld from Reinsurers	15 Other	16 Miscellaneous Balances (Credit)	17 Sum of Cols. 9+13+14+15 +16 but not in Excess of Col. 8
									10 American Bankers Association (ABA) Routing Number	11 Letter of Credit Code	12 Bank Name					
NONE																
2599999 - Total									XXX	XXX	XXX					

(a)

Code	American Bankers Association (ABA) Routing Number	Bank Name

Schedule S - Part 5

NONE

Schedule S - Part 5 - Bank Footnote

NONE

ANNUAL STATEMENT FOR THE YEAR 2012 OF THE MOTORISTS LIFE INSURANCE COMPANY

SCHEDULE S - PART 6

Five Year Exhibit of Reinsurance Ceded Business
(000 OMITTED)

	1 2012	2 2011	3 2010	4 2009	5 2008
A. OPERATIONS ITEMS					
1. Premiums and annuity considerations for life and accident and health contracts	11,785	11,044	10,689	10,552	9,369
2. Commissions and reinsurance expense allowances	3,424	3,124	2,872	3,274	2,997
3. Contract claims	8,068	5,088	4,158	4,545	6,168
4. Surrender benefits and withdrawals for life contracts					
5. Dividends to policyholders					
6. Reserve adjustments on reinsurance ceded					
7. Increase in aggregate reserve for life and accident and health contracts	7,109	6,530	7,550	7,735	6,281
B. BALANCE SHEET ITEMS					
8. Premiums and annuity considerations for life and accident and health contracts deferred and uncollected	983	1,030	913	977	887
9. Aggregate reserves for life and accident and health contracts	62,680	55,514	48,984	41,434	33,700
10. Liability for deposit-type contracts					
11. Contract claims unpaid	656	1,306	608	440	1,038
12. Amounts recoverable on reinsurance	220	680	431	1,145	624
13. Experience rating refunds due or unpaid					
14. Policyholders' dividends (not included in Line 10)					
15. Commissions and reinsurance expense allowances due	206	299	233	309	259
16. Unauthorized reinsurance offset					
17. Offset for reinsurance with Certified Reinsurers		XXX	XXX	XXX	XXX
C. UNAUTHORIZED REINSURANCE (DEPOSITS BY AND FUNDS WITHHELD FROM)					
18. Funds deposited by and withheld from (F)					
19. Letters of credit (L)					
20. Trust agreements (T)					
21. Other (O)					
D. REINSURANCE WITH CERTIFIED REINSURERS (DEPOSITS BY AND FUNDS WITHHELD FROM)					
22. Multiple Beneficiary Trust		XXX	XXX	XXX	XXX
23. Funds deposited by and withheld from (F)		XXX	XXX	XXX	XXX
24. Letters of credit (L)		XXX	XXX	XXX	XXX
25. Trust agreements (T)		XXX	XXX	XXX	XXX
26. Other (O)		XXX	XXX	XXX	XXX

ANNUAL STATEMENT FOR THE YEAR 2012 OF THE MOTORISTS LIFE INSURANCE COMPANY

SCHEDULE S - PART 7

Restatement of Balance Sheet to Identify Net Credit for Ceded Reinsurance

	1 As Reported (net of ceded)	2 Restatement Adjustments	3 Restated (gross of ceded)
ASSETS (Page 2, Col. 3)			
1. Cash and invested assets (Line 12)	428,030,331		428,030,331
2. Reinsurance (Line 16)	425,677	(425,677)	
3. Premiums and considerations (Line 15)	17,317,385	983,347	18,300,732
4. Net credit for ceded reinsurance	XXX	62,777,568	62,777,568
5. All other admitted assets (balance)	12,710,230		12,710,230
6. Total assets excluding Separate Accounts (Line 26)	458,483,624	63,335,237	521,818,861
7. Separate Account assets (Line 27)			
8. Total assets (Line 28)	458,483,624	63,335,237	521,818,861
LIABILITIES, CAPITAL AND SURPLUS (Page 3)			
9. Contract reserves (Lines 1 and 2)	386,791,427	62,679,547	449,470,974
10. Liability for deposit-type contracts (Line 3)	704,625		704,625
11. Claim reserves (Line 4)	2,342,077	655,691	2,997,767
12. Policyholder dividends/reserves (Lines 5 through 7)	983,015		983,015
13. Premium & annuity considerations received in advance (Line 8)	114,992		114,992
14. Other contract liabilities (Line 9)	2,973,875		2,973,875
15. Reinsurance in unauthorized companies (Line 24.02 minus inset amount)			
16. Funds held under reinsurance treaties with unauthorized reinsurers (Line 24.03 minus inset amount)			
17. Reinsurance with Certified Reinsurers (Line 24.02 inset amount)			
18. Funds held under reinsurance treaties with Certified Reinsurers (Line 24.03 inset amount)			
19. All other liabilities (balance)	8,510,517		8,510,517
20. Total liabilities excluding Separate Accounts (Line 26)	402,420,527	63,335,237	465,755,765
21. Separate Account liabilities (Line 27)			
22. Total liabilities (Line 28)	402,420,527	63,335,237	465,755,765
23. Capital & surplus (Line 38)	56,063,097	XXX	56,063,097
24. Total liabilities, capital & surplus (Line 39)	458,483,624	63,335,237	521,818,861
NET CREDIT FOR CEDED REINSURANCE			
25. Contract reserves	62,679,547		
26. Claim reserves	655,691		
27. Policyholder dividends/reserves			
28. Premium & annuity considerations received in advance			
29. Liability for deposit-type contracts			
30. Other contract liabilities			
31. Reinsurance ceded assets	425,677		
32. Other ceded reinsurance recoverables			
33. Total ceded reinsurance recoverables	63,760,915		
34. Premiums and considerations	983,347		
35. Reinsurance in unauthorized companies			
36. Funds held under reinsurance treaties with unauthorized reinsurers			
37. Reinsurance with Certified Reinsurers			
38. Funds held under reinsurance treaties with Certified Reinsurers			
39. Other ceded reinsurance payables/offsets			
40. Total ceded reinsurance payable/offsets	983,347		
41. Total net credit for ceded reinsurance	62,777,568		

ANNUAL STATEMENT FOR THE YEAR 2012 OF THE MOTORISTS LIFE INSURANCE COMPANY

**SCHEDULE T - PART 2
INTERSTATE COMPACT - EXHIBIT OF PREMIUMS WRITTEN**

Allocated by States and Territories

States, Etc.		Direct Business Only					Totals
		1 Life (Group and Individual)	2 Annuities (Group and Individual)	3 Disability Income (Group and Individual)	4 Long-Term Care (Group and Individual)	5 Deposit-Type Contracts	
1. Alabama	AL	44,562					44,562
2. Alaska	AK	6,845					6,845
3. Arizona	AZ	56,889	506				57,395
4. Arkansas	AR	16,184					16,184
5. California	CA	55,029					55,029
6. Colorado	CO	10,763	35,000				45,763
7. Connecticut	CT	8,472					8,472
8. Delaware	DE	12,056					12,056
9. District of Columbia	DC	497					497
10. Florida	FL	1,110,053	75,037				1,185,090
11. Georgia	GA	984,916	34,420				1,019,336
12. Hawaii	HI	6,674					6,674
13. Idaho	ID	741					741
14. Illinois	IL	356,407	27,656				384,062
15. Indiana	IN	3,908,995	2,988,275				6,897,270
16. Iowa	IA	71,043	52,267				123,310
17. Kansas	KS	8,779					8,779
18. Kentucky	KY	4,526,529	1,552,383				6,078,912
19. Louisiana	LA	14,014					14,014
20. Maine	ME	3,162					3,162
21. Maryland	MD	65,940	10,325				76,265
22. Massachusetts	MA	24,089					24,089
23. Michigan	MI	4,456,622	301,054				4,757,676
24. Minnesota	MN	65,963	5,500				71,463
25. Mississippi	MS	42,631	25				42,656
26. Missouri	MO	31,845					31,845
27. Montana	MT	20,790					20,790
28. Nebraska	NE	6,558					6,558
29. Nevada	NV	18,467					18,467
30. New Hampshire	NH	11,022					11,022
31. New Jersey	NJ	44,106	300				44,406
32. New Mexico	NM	13,676					13,676
33. New York	NY	53,582					53,582
34. North Carolina	NC	108,112	36,509				144,621
35. North Dakota	ND	1,671					1,671
36. Ohio	OH	21,249,789	15,828,624		1,524		37,079,938
37. Oklahoma	OK	21,949					21,949
38. Oregon	OR	7,927					7,927
39. Pennsylvania	PA	8,684,707	3,693,715		184,919		12,563,341
40. Rhode Island	RI	334					334
41. South Carolina	SC	617,470	244,180				861,650
42. South Dakota	SD	11,543					11,543
43. Tennessee	TN	1,629,955	37,205				1,667,160
44. Texas	TX	92,469	1,400				93,869
45. Utah	UT	3,929					3,929
46. Vermont	VT	1,130					1,130
47. Virginia	VA	367,618	1,150				368,768
48. Washington	WA	8,572					8,572
49. West Virginia	WV	2,079,625	1,204,734		293		3,284,652
50. Wisconsin	WI	1,217,357	692,509				1,909,866
51. Wyoming	WY	950					950
52. American Samoa	AS						
53. Guam	GU						
54. Puerto Rico	PR						
55. U.S. Virgin Islands	VI	407					407
56. Northern Mariana Islands	MP						
57. Canada	CAN	3,321					3,321
58. Aggregate Other Alien	OT	2,145					2,145
59. Total		52,168,882	26,822,774		186,736		79,178,393

ANNUAL STATEMENT FOR THE YEAR 2012 OF THE MOTORISTS LIFE INSURANCE COMPANY

SCHEDULE Y

PART 1A - DETAIL OF INSURANCE HOLDING COMPANY SYSTEM

1	2	3	4	5	6	7	8	9	10	11	12	13	14	15
Group Code	Group Name	NAIC Company Code	Federal ID Number	Federal RSSD	CIK	Name of Securities Exchange if Publicly Traded (U.S. or International)	Names of Parent, Subsidiaries Or Affiliates	Domiciliary Location	Relationship to Reporting Entity	Directly Controlled by (Name of Entity/Person)	Type of Control (Ownership, Board, Management, Attorney-in-Fact, Influence, Other)	If Control is Ownership Provide Percentage	Ultimate Controlling Entity(ies)/Person(s)	*
			31-1783451				Broad Street Brokerage Insurance Agency, LLC	OH	DS	Motorists Life Insurance Company	Ownership	100.000	Motorists Mutual Insurance Company	2
.0291	Motorists Insurance Group	31577	42-1496478				IMARC, LLC	IA	NIA	Iowa Mutual Insurance Company	Ownership	90.000	Motorists Mutual Insurance Company	2
.0291	Motorists Insurance Group	14338	42-1019089				Iowa American Insurance Company	IA	IA	Iowa Mutual Insurance Company	Ownership	100.000	Motorists Mutual Insurance Company	2
			42-0333120				Iowa Mutual Insurance Company	IA	IA	Iowa Mutual Insurance Company	Ownership		Motorists Mutual Insurance Company	1
			41-1563134				MCM Insurance Agency, Inc.	MN	NIA	Motorists Commercial Mutual Insurance Company	Ownership	100.000	Motorists Mutual Insurance Company	2
.0291	Motorists Insurance Group	40932	31-1022150				MICO Insurance Company	OH	IA	Motorists Mutual Insurance Company	Ownership	100.000	Motorists Mutual Insurance Company	2
			41-0299900				Motorists Commercial Mutual Insurance Company	OH	UDP				Motorists Mutual Insurance Company	1
.0291	Motorists Insurance Group	13331	31-0717055				Motorists Life Insurance Company	OH		Motorists Mutual Insurance Company	Ownership	70.000	Motorists Mutual Insurance Company	2
.0291	Motorists Insurance Group	66311	31-4259550				Motorists Mutual Insurance Company	OH	UDP				Motorists Mutual Insurance Company	2
.0291	Motorists Insurance Group	14621	31-0851906				Motorists Service Corporation	OH	NIA	Motorists Mutual Insurance Company	Ownership	100.000	Motorists Mutual Insurance Company	2
.0291	Motorists Insurance Group	23175	02-0178290				Phenix Mutual Fire Insurance Company	NH	IA				Motorists Mutual Insurance Company	1
.0291	Motorists Insurance Group	19950	39-0739760				Wilson Mutual Insurance Company	WI	IA				Motorists Mutual Insurance Company	1

Asterisk	Explanation
1	The company is a mutual property/casualty insurer and an affiliate of The Motorists Insurance Group. Motorists Mutual Insurance Company is the ultimate controlling entity of The Group through an interlocking board of directors.
2	The entity in Column 8 is a subsidiary of an insurer that is an affiliate of The Motorists Insurance Group. Motorists Mutual Insurance Company is the ultimate controlling entity of The Group through an interlocking board of directors.

ANNUAL STATEMENT FOR THE YEAR 2012 OF THE MOTORISTS LIFE INSURANCE COMPANY

SCHEDULE Y

PART 2 - SUMMARY OF INSURER'S TRANSACTIONS WITH ANY AFFILIATES

1	2	3	4	5	6	7	8	9	10	11	12	13
NAIC Company Code	Federal ID Number	Names of Insurers and Parent, Subsidiaries or Affiliates	Shareholder Dividends	Capital Contributions	Purchases, Sales or Exchanges of Loans, Securities, Real Estate, Mortgage Loans or Other Investments	Income/ (Disbursements) Incurred in Connection with Guarantees or Undertakings for the Benefit of any Affiliate(s)	Management Agreements and Service Contracts	Income/ (Disbursements) Incurred Under Reinsurance Agreements	*	Any Other Material Activity Not in the Ordinary Course of the Insurer's Business	Totals	Reinsurance Recoverable/ (Payable) on Losses and/or Reserve Credit Taken/(Liability)
	31-1783451	Broad Street Brokerage Ins. Agency, LLC		(99,710)							(99,710)	
	42-1496478	IMARC, LLC	(145,000)								(145,000)	
31577	42-1019089	Iowa American Insurance Company	14,500				(37,239)		*		(22,739)	4,427,104
14338	42-0333120	Iowa Mutual Insurance Company	130,500				(5,776,818)		*		(5,646,318)	39,416,001
	41-1563134	MCM Insurance Agency, Inc.					(4,170)				(4,170)	
40932	31-1022150	MICO Insurance Company	(1,397,929)				(294,727)		*		(1,692,656)	1,358,410
	13331	Motorists Commercial Mutual Insurance Co.										
	31-0717055	Motorists Life Insurance Company		99,710			(2,967,892)		*	(2,000,000)	(4,967,892)	(29,011,607)
14621	31-4259550	Motorists Mutual Insurance Company	1,397,929	(10,000)			(47,478)		*	2,000,000	52,232	(106,157,334)
	31-0851906	Motorists Service Corporation		10,000			393,675				17,932,647	
23175	02-0178290	Phenix Mutual Fire Insurance Company					17,922,647		*		(2,107,923)	(10,518,498)
19950	39-0739760	Wilson Mutual Insurance Company					(2,107,923)		*		(7,080,075)	100,485,923
							(7,080,075)		*			
9999999 Control Totals												
												XXX

14621 Motorists Mutual Insurance Company 70.5%
 13331 Motorists Commercial Mutual Insurance Company 18.5%
 14338 Iowa Mutual Insurance Company 3.5%
 23175 Phenix Mutual Fire Insurance Company 3.5%
 19950 Wilson Mutual Insurance Company 3.0%
 31577 Iowa American Insurance Company 1.0%
 40932 MICO Insurance Company 0.0%

SUPPLEMENTAL EXHIBITS AND SCHEDULES INTERROGATORIES













The following supplemental reports are required to be filed as part of your statement filing unless specifically waived by the domiciliary state. However, in the event that your domiciliary state waives the filing requirement, your response of WAIVED to the specific interrogatory will be accepted in lieu of filing a "NONE" report and a bar code will be printed below. If the supplement is required of your company but is not being filed for whatever reason enter SEE EXPLANATION and provide an explanation following the interrogatory questions.

	<u>Responses</u>
MARCH FILING	
1. Will the Supplemental Compensation Exhibit be filed with the state of domicile by March 1?	YES
2. Will the confidential Risk-based Capital Report be filed with the NAIC by March 1?	YES
3. Will the confidential Risk-based Capital Report be filed with the state of domicile, if required, by March 1?	YES
4. Will an actuarial opinion be filed by March 1?	YES
APRIL FILING	
5. Will Management's Discussion and Analysis be filed by April 1?	YES
6. Will the Life, Health & Annuity Guaranty Association Model Act Assessment Base Reconciliation Exhibit be filed with the state of domicile and the NAIC by April 1?	YES
7. Will the Adjustment Form (if required) be filed with the state of domicile and the NAIC by April 1?	YES
8. Will the Supplemental Investment Risks Interrogatories be filed by April 1?	YES
JUNE FILING	
9. Will an audited financial report be filed by June 1?	YES
10. Will Accountant's Letter of Qualifications be filed with the state of domicile and electronically with the NAIC by June 1?	YES
AUGUST FILING	
11. Will Communication of Internal Control Related Matters Noted in Audit be filed with the state of domicile by August 1?	YES

The following supplemental reports are required to be filed as part of your annual statement filing. However, in the event that your company does not transact the type of business for which the special report must be filed, your response of NO to the specific interrogatory will be accepted in lieu of filing a "NONE" report and a bar code will be printed below. If the supplement is required of your company but is not being filed for whatever reason enter SEE EXPLANATION and provide an explanation following the interrogatory questions.

MARCH FILING	
12. Will Schedule SIS (Stockholder Information Supplement) be filed with the state of domicile by March 1?	NO
13. Will the Medicare Supplement Insurance Experience Exhibit be filed with the state of domicile and the NAIC by March 1?	NO
14. Will the Trusteed Surplus Statement be filed with the state of domicile and the NAIC by March 1?	NO
15. Will the actuarial opinion on participating and non-participating policies as required in Interrogatories 1 and 2 to Exhibit 5 be filed with the state of domicile and electronically with the NAIC by March 1?	YES
16. Will the actuarial opinion on non-guaranteed elements as required in interrogatory #3 to Exhibit 5 be filed with the state of domicile and electronically with the NAIC by March 1?	YES
17. Will the actuarial opinion on X-Factors be filed with the state of domicile and electronically with the NAIC by March 1?	YES
18. Will the actuarial opinion on Separate Accounts Funding Guaranteed Minimum Benefit be filed with the state of domicile and electronically with the NAIC by March 1?	NO
19. Will the actuarial opinion on Synthetic Guaranteed Investment Contracts be filed with the state of domicile and electronically with the NAIC by March 1?	NO
20. Will the Reasonableness of Assumptions Certification required by Actuarial Guideline XXXV be filed with the state of domicile and electronically with the NAIC by March 1?	NO
21. Will the Reasonableness and Consistency of Assumptions Certification required by Actuarial Guideline XXXV be filed with the state of domicile and electronically with the NAIC by March 1?	NO
22. Will the Reasonableness of Assumptions Certification for Implied Guaranteed Rate Method required by Actuarial Guideline XXXVI be filed with the state of domicile and electronically with the NAIC by March 1?	NO
23. Will the Reasonableness and Consistency of Assumptions Certification required by Actuarial Guideline XXXVI (Updated Average Market Value) be filed with the state of domicile and electronically with the NAIC by March 1?	NO
24. Will the Reasonableness and Consistency of Assumptions Certification required by Actuarial Guideline XXXVI (Updated Market Value) be filed with the state of domicile and electronically with the NAIC by March 1?	NO
25. Will the C-3 RBC Certifications required under C-3 Phase I be filed with the state of domicile and electronically with the NAIC by March 1?	YES
26. Will the C-3 RBC Certifications required under C-3 Phase II be filed with the state of domicile and electronically with the NAIC by March 1?	NO

ANNUAL STATEMENT FOR THE YEAR 2012 OF THE MOTORISTS LIFE INSURANCE COMPANY
SUPPLEMENTAL EXHIBITS AND SCHEDULES INTERROGATORIES

26. C-3 RBC Certifications Required Under C-3 Phase II [Document Identifier 451]	 6 6 3 1 1 2 0 1 2 4 5 1 0 0 0 0 0
27. Actuarial Certifications Related to Annuity Nonforfeiture Ongoing Compliance for Equity Indexed Annuities [Document Identifier 452]	 6 6 3 1 1 2 0 1 2 4 5 2 0 0 0 0 0
28. Modified Guaranteed Annuity Model Regulation [Document Identifier 453]	 6 6 3 1 1 2 0 1 2 4 5 3 0 0 0 0 0
29. Actuarial Certifications Related to Hedging required by Actuarial Guideline XLIII [Document Identifier 436]	 6 6 3 1 1 2 0 1 2 4 3 6 0 0 0 0 0
30. Financial Officer Certification Related to Clearly Defined Hedging Strategy required by Actuarial Guideline XLIII [Document Identifier 437]	 6 6 3 1 1 2 0 1 2 4 3 7 0 0 0 0 0
31. Management Certification That the Valuation Reflects Management's Intent required by Actuarial Guideline XLIII [Document Identifier 438]	 6 6 3 1 1 2 0 1 2 4 3 8 0 0 0 0 0
32. Actuarial Certification Related to the Reserves required by Actuarial Guideline XLIII [Document Identifier 439]	 6 6 3 1 1 2 0 1 2 4 3 9 0 0 0 0 0
33. Actuarial Certification regarding the use of 2001 Preferred Class Tables required by the Model Regulation Permitting the Recognition of Preferred Mortality Tables for Use in Determining Minimum Reserve Liabilities [Document Identifier 454]	 6 6 3 1 1 2 0 1 2 4 5 4 0 0 0 0 0
34. Workers' Compensation Carve-Out Supplement [Document Identifier 495]	 6 6 3 1 1 2 0 1 2 4 9 5 0 0 0 0 0
36. Medicare Part D Coverage Supplement [Document Identifier 365]	 6 6 3 1 1 2 0 1 2 3 6 5 0 0 0 0 0
37. Relief from the five-year rotation requirement for lead audit partner [Document Identifier 224]	 6 6 3 1 1 2 0 1 2 2 2 4 0 0 0 0 0
38. Relief from the one-year cooling off period for independent CPA [Document Identifier 225]	 6 6 3 1 1 2 0 1 2 2 2 5 0 0 0 0 0
39. Relief from the Requirements for Audit Committees [Document Identifier 226]	 6 6 3 1 1 2 0 1 2 2 2 6 0 0 0 0 0
40. Long-Term Care Experience Reporting Forms [Document Identifier 306]	 6 6 3 1 1 2 0 1 2 3 0 6 0 0 0 0 0
42. Credit Insurance Experience Exhibit [Document Identifier 230]	 6 6 3 1 1 2 0 1 2 2 3 0 0 0 0 0 0
43. Accident and Health Policy Experience Exhibit [Document Identifier 210]	 6 6 3 1 1 2 0 1 2 2 1 0 0 0 0 0 0
46. Supplemental Health Care Exhibit (Parts 1, 2 and 3) [Document Identifier 216]	 6 6 3 1 1 2 0 1 2 2 1 6 0 0 0 0 0
47. Supplemental Health Care Exhibit's Expense Allocation Report [Document Identifier 217]	 6 6 3 1 1 2 0 1 2 2 1 7 0 0 0 0 0

OVERFLOW PAGE FOR WRITE-INS



SUPPLEMENT FOR THE YEAR 2012 OF THE MOTORISTS LIFE INSURANCE COMPANY

SCHEDULE O SUPPLEMENT

For The Year Ended December 31, 2012
(To Be Filed by March 1)

Of The Motorists Life Insurance Company
ADDRESS (City, State and Zip Code) Columbus, OH 43215
NAIC Group Code 0291 NAIC Company Code 66311 Employer's Identification Number (FEIN) 31-0717055

SUPPLEMENTAL SCHEDULE O - PART 1

Development of Incurred Losses
(\$000 OMITTED)

Section A - Group Accident and Health

Table with 5 columns: Years in Which Losses Were Incurred, 1 2008, 2 2009, 3 2010, 4 2011, 5 2012(a). Rows 1-6 with data points like XXX.

Section B - Other Accident and Health

Table with 5 columns: Years in Which Losses Were Incurred, 1 2008, 2 2009, 3 2010, 4 2011, 5 2012(a). Rows 1-6 with data points like XXX.

Section C - Credit Accident and Health

Table with 5 columns: Years in Which Losses Were Incurred, 1 2008, 2 2009, 3 2010, 4 2011, 5 2012(a). Rows 1-6 with data points like XXX.

Section D -

Table with 5 columns: Years in Which Losses Were Incurred, 1 2008, 2 2009, 3 2010, 4 2011, 5 2012(a). Rows 1-6 with data points like XXX.

Section E -

Table with 5 columns: Years in Which Losses Were Incurred, 1 2008, 2 2009, 3 2010, 4 2011, 5 2012(a). Rows 1-6 with data points like XXX.

Section F -

Table with 5 columns: Years in Which Losses Were Incurred, 1 2008, 2 2009, 3 2010, 4 2011, 5 2012(a). Rows 1-6 with data points like XXX.

Section G -

Table with 5 columns: Years in Which Losses Were Incurred, 1 2008, 2 2009, 3 2010, 4 2011, 5 2012(a). Rows 1-6 with data points like XXX.

(a) See paragraph 9 of the Annual Audited Financial Reports in the General section of the annual statement instructions.

SUPPLEMENT FOR THE YEAR 2012 OF THE MOTORISTS LIFE INSURANCE COMPANY
SCHEDULE O SUPPLEMENT

SUPPLEMENTAL SCHEDULE O - PART 2

Development of Incurred Losses
(\$000 OMITTED)

Section A - Group Accident and Health

Years in Which Losses Were Incurred	Net Amounts Paid for Cost Containment Expenses				
	1 2008	2 2009	3 2010	4 2011	5 2012
1. Prior					
2. 2008					
3. 2009	XXX				
4. 2010	XXX	XXX			
5. 2011	XXX	XXX	XXX		
6. 2012	XXX	XXX	XXX	XXX	

Section B - Other Accident and Health

1. Prior					
2. 2008					
3. 2009	XXX				
4. 2010	XXX	XXX			
5. 2011	XXX	XXX	XXX		
6. 2012	XXX	XXX	XXX	XXX	

Section C - Credit Accident and Health

1. Prior					
2. 2008					
3. 2009	XXX				
4. 2010	XXX	XXX			
5. 2011	XXX	XXX	XXX		
6. 2012	XXX	XXX	XXX	XXX	

Section D -

1. Prior					
2. 2008					
3. 2009	XXX				
4. 2010	XXX	XXX			
5. 2011	XXX	XXX	XXX		
6. 2012	XXX	XXX	XXX	XXX	

Section E -

1. Prior					
2. 2008					
3. 2009	XXX				
4. 2010	XXX	XXX			
5. 2011	XXX	XXX	XXX		
6. 2012	XXX	XXX	XXX	XXX	

Section F -

1. Prior					
2. 2008					
3. 2009	XXX				
4. 2010	XXX	XXX			
5. 2011	XXX	XXX	XXX		
6. 2012	XXX	XXX	XXX	XXX	

Section G -

1. Prior					
2. 2008					
3. 2009	XXX				
4. 2010	XXX	XXX			
5. 2011	XXX	XXX	XXX		
6. 2012	XXX	XXX	XXX	XXX	

SUPPLEMENT FOR THE YEAR 2012 OF THE MOTORISTS LIFE INSURANCE COMPANY
SCHEDULE O SUPPLEMENT

SUPPLEMENTAL SCHEDULE O - PART 3

**Development of Incurred Losses
(\$000 OMITTED)**

Section A - Group Accident and Health

Years in Which Losses Were Incurred	Sum of Net Cumulative Amount Paid Policyholders and Claim Liability and Reserve Outstanding at End of Year				
	1 2008	2 2009	3 2010	4 2011	5 2012
1. 2008				XXX	XXX
2. 2009	XXX				XXX
3. 2010	XXX	XXX			
4. 2011	XXX	XXX	XXX		
5. 2012	XXX	XXX	XXX	XXX	

Section B - Other Accident and Health

1. 2008				XXX	XXX
2. 2009	XXX				XXX
3. 2010	XXX	XXX			
4. 2011	XXX	XXX	XXX		
5. 2012	XXX	XXX	XXX	XXX	

Section C - Credit Accident and Health

1. 2008				XXX	XXX
2. 2009	XXX				XXX
3. 2010	XXX	XXX			
4. 2011	XXX	XXX	XXX		
5. 2012	XXX	XXX	XXX	XXX	

Section D -

1. 2008				XXX	XXX
2. 2009	XXX				XXX
3. 2010	XXX	XXX			
4. 2011	XXX	XXX	XXX		
5. 2012	XXX	XXX	XXX	XXX	

Section E -

1. 2008				XXX	XXX
2. 2009	XXX				XXX
3. 2010	XXX	XXX			
4. 2011	XXX	XXX	XXX		
5. 2012	XXX	XXX	XXX	XXX	

Section F -

1. 2008				XXX	XXX
2. 2009	XXX				XXX
3. 2010	XXX	XXX			
4. 2011	XXX	XXX	XXX		
5. 2012	XXX	XXX	XXX	XXX	

Section G -

1. 2008				XXX	XXX
2. 2009	XXX				XXX
3. 2010	XXX	XXX			
4. 2011	XXX	XXX	XXX		
5. 2012	XXX	XXX	XXX	XXX	

**SCHEDULE O SUPPLEMENT
SUPPLEMENTAL SCHEDULE O - PART 4**

**Development of Incurred Losses
(\$000 OMITTED)**

Section A - Group Accident and Health

Years in Which Losses Were Incurred	Sum of Net Cumulative Amount Paid Policyholders, Cost Containment Expenses, and Claim and Cost Containment Liability and Reserve Outstanding at End of Year				
	1 2008	2 2009	3 2010	4 2011	5 2012
1. 2008					
2. 2009	XXX				
3. 2010	XXX	XXX			
4. 2011	XXX	XXX	XXX		
5. 2012	XXX	XXX	XXX	XXX	

Section B - Other Accident and Health

1. 2008					
2. 2009	XXX				
3. 2010	XXX	XXX			
4. 2011	XXX	XXX	XXX		
5. 2012	XXX	XXX	XXX	XXX	

Section C - Credit Accident and Health

1. 2008					
2. 2009	XXX				
3. 2010	XXX	XXX			
4. 2011	XXX	XXX	XXX		
5. 2012	XXX	XXX	XXX	XXX	

Section D -

1. 2008					
2. 2009	XXX				
3. 2010	XXX	XXX			
4. 2011	XXX	XXX	XXX		
5. 2012	XXX	XXX	XXX	XXX	

Section E -

1. 2008					
2. 2009	XXX				
3. 2010	XXX	XXX			
4. 2011	XXX	XXX	XXX		
5. 2012	XXX	XXX	XXX	XXX	

Section F -

1. 2008					
2. 2009	XXX				
3. 2010	XXX	XXX			
4. 2011	XXX	XXX	XXX		
5. 2012	XXX	XXX	XXX	XXX	

Section G -

1. 2008					
2. 2009	XXX				
3. 2010	XXX	XXX			
4. 2011	XXX	XXX	XXX		
5. 2012	XXX	XXX	XXX	XXX	

SUPPLEMENTAL SCHEDULE O - PART 5

(\$000 OMITTED)

Reserve and Liability Methodology - Exhibits 6 and 8

Line of Business	1 Methodology	2 Amount
1. Industrial Life		
2. Ordinary Life	other	2,342
3. Individual Annuity		
4. Supplementary Contracts		
5. Credit Life		
6. Group Life		
7. Group Annuities		
8. Group Accident and Health		
9. Credit Accident and Health		
10. Other Accident and Health		
11. Total		2,342

ALPHABETICAL INDEX

ANNUAL STATEMENT BLANK

Analysis of Increase in Reserves During The Year	7
Analysis of Operations By Lines of Business	6
Asset Valuation Reserve Default Component	30
Asset Valuation Reserve Equity	32
Asset Valuation Reserve Replications (Synthetic) Assets	35
Asset Valuation Reserve	29
Assets	2
Cash Flow	5
Exhibit 1 - Part 1 - Premiums and Annuity Considerations for Life and Accident and Health Contracts	9
Exhibit 1 - Part 2 - Dividends and Coupons Applied, Reinsurance Commissions and Expense	10
Exhibit 2 - General Expenses	11
Exhibit 3 - Taxes, Licenses and Fees (Excluding Federal Income Taxes)	11
Exhibit 4 - Dividends or Refunds	11
Exhibit 5 - Aggregate Reserve for Life Contracts	12
Exhibit 5 - Interrogatories	13
Exhibit 5A - Changes in Bases of Valuation During The Year	13
Exhibit 6 - Aggregate Reserves for Accident and Health Contracts	14
Exhibit 7 - Deposit-Type Contracts	15
Exhibit 8 - Claims for Life and Accident and Health Contracts - Part 1	16
Exhibit 8 - Claims for Life and Accident and Health Contracts - Part 2	17
Exhibit of Capital Gains (Losses)	8
Exhibit of Life Insurance	25
Exhibit of Net Investment Income	8
Exhibit of Nonadmitted Assets	18
Exhibit of Number of Policies, Contracts, Certificates, Income Payable and Account Values	27
Five-Year Historical Data	22
Form for Calculating the Interest Maintenance Reserve (IMR)	28
General Interrogatories	20
Jurat Page	1
Liabilities, Surplus and Other Funds	3
Life Insurance (State Page)	24
Notes To Financial Statements	19
Overflow Page For Write-ins	56
Schedule A - Part 1	E01
Schedule A - Part 2	E02
Schedule A - Part 3	E03
Schedule A - Verification Between Years	SI02
Schedule B - Part 1	E04
Schedule B - Part 2	E05
Schedule B - Part 3	E06
Schedule B - Verification Between Years	SI02
Schedule BA - Part 1	E07
Schedule BA - Part 2	E08
Schedule BA - Part 3	E09
Schedule BA - Verification Between Years	SI03
Schedule D - Part 1	E10
Schedule D - Part 1A - Section 1	SI05
Schedule D - Part 1A - Section 2	SI08
Schedule D - Part 2 - Section 1	E11
Schedule D - Part 2 - Section 2	E12
Schedule D - Part 3	E13
Schedule D - Part 4	E14
Schedule D - Part 5	E15
Schedule D - Part 6 - Section 1	E16
Schedule D - Part 6 - Section 2	E16
Schedule D - Summary By Country	SI04
Schedule D - Verification Between Years	SI03
Schedule DA - Part 1	E17
Schedule DA - Verification Between Years	SI10

ANNUAL STATEMENT BLANK (Continued)

Schedule DB - Part A - Section 1	E18
Schedule DB - Part A - Section 2	E19
Schedule DB - Part A - Verification Between Years	SI11
Schedule DB - Part B - Section 1	E20
Schedule DB - Part B - Section 2	E21
Schedule DB - Part B - Verification Between Years	SI11
Schedule DB - Part C - Section 1	SI12
Schedule DB - Part C - Section 2	SI13
Schedule DB - Part D	E22
Schedule DB - Verification	SI14
Schedule DL - Part 1	E23
Schedule DL - Part 2	E24
Schedule E - Part 1 - Cash	E25
Schedule E - Part 2 - Cash Equivalents	E26
Schedule E - Part 3 - Special Deposits	E27
Schedule E - Verification Between Years	SI15
Schedule F	36
Schedule H - Accident and Health Exhibit - Part 1	37
Schedule H - Part 2, Part 3 and Part 4	38
Schedule H - Part 5 - Health Claims	39
Schedule S - Part 1 - Section 1	40
Schedule S - Part 1 - Section 2	41
Schedule S - Part 2	42
Schedule S - Part 3 - Section 1	43
Schedule S - Part 3 - Section 2	44
Schedule S - Part 4	45
Schedule S - Part 5	46
Schedule S - Part 6	48
Schedule S - Part 7	49
Schedule T - Part 2 Interstate Compact	51
Schedule T - Premiums and Annuity Considerations	50
Schedule Y - Information Concerning Activities of Insurer Members of a Holding Company Group	52
Schedule Y - Part 1A - Detail of Insurance Holding Company System	53
Schedule Y - Part 2 - Summary of Insurer's Transactions With Any Affiliates	54
Summary Investment Schedule	SI01
Summary of Operations	4
Supplemental Exhibits and Schedules Interrogatories	55