



ANNUAL STATEMENT

For the Year Ended December 31, 2012
of the Condition and Affairs of the

United Benefit Life Insurance Company

NAIC Group Code.....0901, 0901 (Current Period) (Prior Period)	NAIC Company Code..... 65269	Employer's ID Number..... 75-2305400
Organized under the Laws of Ohio	State of Domicile or Port of Entry Ohio	Country of Domicile US
Incorporated/Organized..... June 26, 1957	Commenced Business..... August 13, 1957	
Statutory Home Office	1300 East Ninth Street..... Cleveland OH US 44114 <i>(Street and Number) (City or Town, State, Country and Zip Code)</i>	
Main Administrative Office	11200 Lakeline Blvd Ste 100..... Austin TX US..... 78717 <i>(Street and Number) (City or Town, State, Country and Zip Code)</i>	512-451-2224 <i>(Area Code) (Telephone Number)</i>
Mail Address	11200 Lakeline Blvd Ste 100..... Austin TX US 78717 <i>(Street and Number or P. O. Box) (City or Town, State, Country and Zip Code)</i>	
Primary Location of Books and Records	11200 Lakeline Blvd Ste 100..... Austin TX US 78717 <i>(Street and Number) (City or Town, State, Country and Zip Code)</i>	512-451-2224 <i>(Area Code) (Telephone Number)</i>
Internet Web Site Address		
Statutory Statement Contact	Jesse Navarrete <i>(Name)</i> CSBFinRpt@cigna.com <i>(E-Mail Address)</i>	512-807-4801 <i>(Area Code) (Telephone Number) (Extension)</i> 512-467-1399 <i>(Fax Number)</i>

OFFICERS

Name	Title	Name	Title
1. Bradley Allen Wolfram	President	2. Byron Keith Buescher	Treasurer
3. Brenda Weigilia Hardison	Secretary	4. James Monroe Garvin III #	Appointed Actuary
Maureen Hardiman Ryan #	Assistant Treasurer	Paul Adolph Severt	Chief Financial Officer
Tracy Eugene Maples	Chief Actuary	Michael Kenneth Brown #	Vice President
Barry Richard McHale #	Assistant Treasurer		

OTHER

DIRECTORS OR TRUSTEES

Bradley Allen Wolfram	Thomas Barton Richards #	Eric Paul Palmer #	Frank Sataline, Jr. #
Paul Adolph Severt			

State of..... Texas
County of..... Williamson

The officers of this reporting entity being duly sworn, each depose and say that they are the described officers of said reporting entity, and that on the reporting period stated above, all of the herein described assets were the absolute property of the said reporting entity, free and clear from any liens or claims thereon, except as herein stated, and that this statement, together with related exhibits, schedules and explanations therein contained, annexed or referred to, is a full and true statement of all the assets and liabilities and of the condition and affairs of the said reporting entity as of the reporting period stated above, and of its income and deductions therefrom for the period ended, and have been completed in accordance with the NAIC *Annual Statement Instructions and Accounting Practices and Procedures* manual except to the extent that: (1) state law may differ; or, (2) that state rules or regulations require differences in reporting not related to accounting practices and procedures, according to the best of their information, knowledge and belief, respectively. Furthermore, the scope of this attestation by the described officers also includes the related corresponding electronic filing with the NAIC, when required, that is an exact copy (except for formatting differences due to electronic filing) of the enclosed statement. The electronic filing may be requested by various regulators in lieu of or in addition to the enclosed statement.

_____ (Signature) Bradley Allen Wolfram _____ 1. (Printed Name) President _____ (Title)	_____ (Signature) Byron Keith Buescher _____ 2. (Printed Name) Treasurer _____ (Title)	_____ (Signature) Brenda Weigilia Hardison _____ 3. (Printed Name) Secretary _____ (Title)
--	---	---

Subscribed and sworn to before me
This _____ day of February 2013

a. Is this an original filing? Yes [X] No []
b. If no
1. State the amendment number _____
2. Date filed _____
3. Number of pages attached _____



DIRECT BUSINESS IN THE STATE OF **ALASKA** DURING THE YEAR
 NAIC Group Code....0901 NAIC Company Code....65269

LIFE INSURANCE

	1 Ordinary	2 Credit Life (Group and Individual)	3 Group	4 Industrial	5 Total
DIRECT PREMIUMS AND ANNUITY CONSIDERATIONS					
1. Life insurance.....					0
2. Annuity considerations.....					0
3. Deposit-type contract funds.....		XXX		XXX	0
4. Other considerations.....					0
5. Totals (Sum of Lines 1 to 4).....	0	0	0	0	0
DIRECT DIVIDENDS TO POLICYHOLDERS					
Life insurance:					
6.1 Paid in cash or left on deposit.....					0
6.2 Applied to pay renewal premiums.....					0
6.3 Applied to provide paid-up additions or shorten the endowment or premium-paying period.....					0
6.4 Other.....					0
6.5 Totals (Sum of Lines 6.1 to 6.4).....	0	0	0	0	0
Annuities:					
7.1 Paid in cash or left on deposit.....					0
7.2 Applied to provide paid-up annuities.....					0
7.3 Other.....					0
7.4 Totals (Sum of Lines 7.1 to 7.3).....	0	0	0	0	0
8. Grand Totals (Lines 6.5 + 7.4).....	0	0	0	0	0
DIRECT CLAIMS AND BENEFITS PAID					
9. Death benefits.....					0
10. Matured endowments.....					0
11. Annuity benefits.....					0
12. Surrender values and withdrawals for life contracts.....					0
13. Aggregate write-ins for miscellaneous direct claims and benefits paid.....	0	0	0	0	0
14. All other benefits, except accident and health.....					0
15. Totals.....	0	0	0	0	0

NONE

DETAILS OF WRITE-INS

1301.					0
1302.					0
1303.					0
1398. Summary of remaining write-ins for Line 13 from overflow page.....	0	0	0	0	0
1399. Total (Lines 1301 thru 1303 plus 1398)(Line 13 above).....	0	0	0	0	0

	Ordinary		Credit Life (Group and Individual)		Group		Industrial		Total	
	1 No.	2 Amount	3 No. of Ind. Pols. & Gr. Certifs.	4 Amount	5 No. of Certifs.	6 Amount	7 No.	8 Amount	9 No.	10 Amount
DIRECT DEATH BENEFITS AND MATURED ENDOWMENTS INCURRED										
16. Unpaid December 31, prior year.....									0	0
17. Incurred during current year.....									0	0
Settled during current year:										
18.1 By payment in full.....									0	0
18.2 By payment on compromised claims.....									0	0
18.3 Totals paid.....	0	0	0	0	0	0	0	0	0	0
18.4 Reduction by compromise.....									0	0
18.5 Amount rejected.....									0	0
18.6 Total settlements.....	0	0	0	0	0	0	0	0	0	0
19. Unpaid Dec. 31, current year (Lines 16 + 17 - 18.6).....	0	0	0	0	0	0	0	0	0	0
POLICY EXHIBIT										
20. In force December 31, prior year.....				(a).....					0	0
21. Issued during year.....									0	0
22. Other changes to in force (Net).....									0	0
23. In force December 31 of current year.....	0	0	0	(a).....	0	0	0	0	0	0

NONE

(a) Includes Individual Credit Life Insurance, prior year \$.....0 current year \$.....0.
 Includes Group Credit Life Insurance Loans less than or equal to 60 months at issue, prior year \$.....0 current year \$.....0.
 Loans greater than 60 months at issue BUT NOT GREATER THAN 120 MONTHS, prior year \$.....0 current year \$.....0.

ACCIDENT AND HEALTH INSURANCE

	1 Direct Premiums	2 Direct Premiums Earned	3 Dividends Paid Or Credited on Direct Business	4 Direct Losses Paid	5 Direct Losses Incurred
24. Group policies (b).....					
24.1 Federal Employee Health Benefits Program premium (b).....					
24.2 Credit (group and individual).....					
24.3 Collectively renewable policies (b).....					
24.4 Medicare Title XVIII exempt from state taxes or fees.....					
Other Individual Policies:					
25.1 Non-cancelable (b).....					
25.2 Guaranteed renewable (b).....					
25.3 Non-renewable for stated reasons only (b).....					
25.4 Other accident only.....					
25.5 All other (b).....					
25.6 Totals (Sum of Lines 25.1 to 25.5).....	0	0	0	0	0
26. Totals (Lines 24 + 24.1 + 24.2 + 24.3 + 24.4 + 25.6).....	0	0	0	0	0

NONE

(b) For health business on indicated lines report: Number of persons insured under PPO managed products.....0 and number of persons insured under indemnity only products.....0.



DIRECT BUSINESS IN THE STATE OF **ALABAMA** DURING THE YEAR
 NAIC Group Code....0901 NAIC Company Code....65269

LIFE INSURANCE

	1 Ordinary	2 Credit Life (Group and Individual)	3 Group	4 Industrial	5 Total
DIRECT PREMIUMS AND ANNUITY CONSIDERATIONS					
1. Life insurance.....					0
2. Annuity considerations.....					0
3. Deposit-type contract funds.....		XXX		XXX	0
4. Other considerations.....					0
5. Totals (Sum of Lines 1 to 4).....	0	0	0	0	0
DIRECT DIVIDENDS TO POLICYHOLDERS					
Life insurance:					
6.1 Paid in cash or left on deposit.....					0
6.2 Applied to pay renewal premiums.....					0
6.3 Applied to provide paid-up additions or shorten the endowment or premium-paying period.....					0
6.4 Other.....					0
6.5 Totals (Sum of Lines 6.1 to 6.4).....	0	0	0	0	0
Annuities:					
7.1 Paid in cash or left on deposit.....					0
7.2 Applied to provide paid-up annuities.....					0
7.3 Other.....					0
7.4 Totals (Sum of Lines 7.1 to 7.3).....	0	0	0	0	0
8. Grand Totals (Lines 6.5 + 7.4).....	0	0	0	0	0
DIRECT CLAIMS AND BENEFITS PAID					
9. Death benefits.....					0
10. Matured endowments.....					0
11. Annuity benefits.....					0
12. Surrender values and withdrawals for life contracts.....					0
13. Aggregate write-ins for miscellaneous direct claims and benefits paid.....	0	0	0	0	0
14. All other benefits, except accident and health.....					0
15. Totals.....	0	0	0	0	0

NONE

DETAILS OF WRITE-INS

1301.					0
1302.					0
1303.					0
1398. Summary of remaining write-ins for Line 13 from overflow page.....	0	0	0	0	0
1399. Total (Lines 1301 thru 1303 plus 1398)(Line 13 above).....	0	0	0	0	0

	Ordinary		Credit Life (Group and Individual)		Group		Industrial		Total	
	1 No.	2 Amount	3 No. of Ind. Pols. & Gr. Certifs.	4 Amount	5 No. of Certifs.	6 Amount	7 No.	8 Amount	9 No.	10 Amount
DIRECT DEATH BENEFITS AND MATURED ENDOWMENTS INCURRED										
16. Unpaid December 31, prior year.....									0	0
17. Incurred during current year.....									0	0
Settled during current year:										
18.1 By payment in full.....									0	0
18.2 By payment on compromised claims.....									0	0
18.3 Totals paid.....	0	0	0	0	0	0	0	0	0	0
18.4 Reduction by compromise.....									0	0
18.5 Amount rejected.....									0	0
18.6 Total settlements.....	0	0	0	0	0	0	0	0	0	0
19. Unpaid Dec. 31, current year (Lines 16 + 17 - 18.6).....	0	0	0	0	0	0	0	0	0	0
POLICY EXHIBIT										
20. In force December 31, prior year.....				(a).....					0	0
21. Issued during year.....									0	0
22. Other changes to in force (Net).....									0	0
23. In force December 31 of current year.....	0	0	0	(a).....	0	0	0	0	0	0

NONE

(a) Includes Individual Credit Life Insurance, prior year \$.....0 current year \$.....0.
 Includes Group Credit Life Insurance Loans less than or equal to 60 months at issue, prior year \$.....0 current year \$.....0.
 Loans greater than 60 months at issue BUT NOT GREATER THAN 120 MONTHS, prior year \$.....0 current year \$.....0.

ACCIDENT AND HEALTH INSURANCE

	1 Direct Premiums	2 Direct Premiums Earned	3 Dividends Paid Or Credited on Direct Business	4 Direct Losses Paid	5 Direct Losses Incurred
24. Group policies (b).....					
24.1 Federal Employee Health Benefits Program premium (b).....					
24.2 Credit (group and individual).....					
24.3 Collectively renewable policies (b).....					
24.4 Medicare Title XVIII exempt from state taxes or fees.....					
Other Individual Policies:					
25.1 Non-cancelable (b).....					
25.2 Guaranteed renewable (b).....					
25.3 Non-renewable for stated reasons only (b).....					
25.4 Other accident only.....					
25.5 All other (b).....					
25.6 Totals (Sum of Lines 25.1 to 25.5).....	0	0	0	0	0
26. Totals (Lines 24 + 24.1 + 24.2 + 24.3 + 24.4 + 25.6).....	0	0	0	0	0

NONE

(b) For health business on indicated lines report: Number of persons insured under PPO managed products.....0 and number of persons insured under indemnity only products.....0.



DIRECT BUSINESS IN THE STATE OF **ARKANSAS** DURING THE YEAR
 NAIC Group Code....0901 NAIC Company Code....65269

LIFE INSURANCE

	1 Ordinary	2 Credit Life (Group and Individual)	3 Group	4 Industrial	5 Total
DIRECT PREMIUMS AND ANNUITY CONSIDERATIONS					
1. Life insurance.....					0
2. Annuity considerations.....					0
3. Deposit-type contract funds.....		XXX		XXX	0
4. Other considerations.....					0
5. Totals (Sum of Lines 1 to 4).....	0	0	0	0	0
DIRECT DIVIDENDS TO POLICYHOLDERS					
Life insurance:					
6.1 Paid in cash or left on deposit.....					0
6.2 Applied to pay renewal premiums.....					0
6.3 Applied to provide paid-up additions or shorten the endowment or premium-paying period.....					0
6.4 Other.....					0
6.5 Totals (Sum of Lines 6.1 to 6.4).....	0	0	0	0	0
Annuities:					
7.1 Paid in cash or left on deposit.....					0
7.2 Applied to provide paid-up annuities.....					0
7.3 Other.....					0
7.4 Totals (Sum of Lines 7.1 to 7.3).....	0	0	0	0	0
8. Grand Totals (Lines 6.5 + 7.4).....	0	0	0	0	0
DIRECT CLAIMS AND BENEFITS PAID					
9. Death benefits.....					0
10. Matured endowments.....					0
11. Annuity benefits.....					0
12. Surrender values and withdrawals for life contracts.....					0
13. Aggregate write-ins for miscellaneous direct claims and benefits paid.....	0	0	0	0	0
14. All other benefits, except accident and health.....					0
15. Totals.....	0	0	0	0	0

NONE

DETAILS OF WRITE-INS

1301.					0
1302.					0
1303.					0
1398. Summary of remaining write-ins for Line 13 from overflow page.....	0	0	0	0	0
1399. Total (Lines 1301 thru 1303 plus 1398)(Line 13 above).....	0	0	0	0	0

	Ordinary		Credit Life (Group and Individual)		Group		Industrial		Total	
	1 No.	2 Amount	3 No. of Ind. Pols. & Gr. Certifs.	4 Amount	5 No. of Certifs.	6 Amount	7 No.	8 Amount	9 No.	10 Amount
DIRECT DEATH BENEFITS AND MATURED ENDOWMENTS INCURRED										
16. Unpaid December 31, prior year.....									0	0
17. Incurred during current year.....									0	0
Settled during current year:										
18.1 By payment in full.....									0	0
18.2 By payment on compromised claims.....									0	0
18.3 Totals paid.....	0	0	0	0	0	0	0	0	0	0
18.4 Reduction by compromise.....									0	0
18.5 Amount rejected.....									0	0
18.6 Total settlements.....	0	0	0	0	0	0	0	0	0	0
19. Unpaid Dec. 31, current year (Lines 16 + 17 - 18.6).....	0	0	0	0	0	0	0	0	0	0
POLICY EXHIBIT										
20. In force December 31, prior year.....				(a).....					0	0
21. Issued during year.....									0	0
22. Other changes to in force (Net).....									0	0
23. In force December 31 of current year.....	0	0	0	(a).....	0	0	0	0	0	0

NONE

(a) Includes Individual Credit Life Insurance, prior year \$.....0 current year \$.....0.
 Includes Group Credit Life Insurance Loans less than or equal to 60 months at issue, prior year \$.....0 current year \$.....0.
 Loans greater than 60 months at issue BUT NOT GREATER THAN 120 MONTHS, prior year \$.....0 current year \$.....0.

ACCIDENT AND HEALTH INSURANCE

	1 Direct Premiums	2 Direct Premiums Earned	3 Dividends Paid Or Credited on Direct Business	4 Direct Losses Paid	5 Direct Losses Incurred
24. Group policies (b).....					
24.1 Federal Employee Health Benefits Program premium (b).....					
24.2 Credit (group and individual).....					
24.3 Collectively renewable policies (b).....					
24.4 Medicare Title XVIII exempt from state taxes or fees.....					
Other Individual Policies:					
25.1 Non-cancelable (b).....					
25.2 Guaranteed renewable (b).....					
25.3 Non-renewable for stated reasons only (b).....					
25.4 Other accident only.....					
25.5 All other (b).....					
25.6 Totals (Sum of Lines 25.1 to 25.5).....	0	0	0	0	0
26. Totals (Lines 24 + 24.1 + 24.2 + 24.3 + 24.4 + 25.6).....	0	0	0	0	0

NONE

(b) For health business on indicated lines report: Number of persons insured under PPO managed products.....0 and number of persons insured under indemnity only products.....0.



DIRECT BUSINESS IN THE STATE OF ARIZONA DURING THE YEAR

NAIC Group Code....0901

NAIC Company Code....65269

LIFE INSURANCE

	1 Ordinary	2 Credit Life (Group and Individual)	3 Group	4 Industrial	5 Total
DIRECT PREMIUMS AND ANNUITY CONSIDERATIONS					
1. Life insurance.....					0
2. Annuity considerations.....					0
3. Deposit-type contract funds.....		XXX		XXX	0
4. Other considerations.....					0
5. Totals (Sum of Lines 1 to 4).....	0	0	0	0	0
DIRECT DIVIDENDS TO POLICYHOLDERS					
Life insurance:					
6.1 Paid in cash or left on deposit.....					0
6.2 Applied to pay renewal premiums.....					0
6.3 Applied to provide paid-up additions or shorten the endowment or premium-paying period.....					0
6.4 Other.....					0
6.5 Totals (Sum of Lines 6.1 to 6.4).....	0	0	0	0	0
Annuities:					
7.1 Paid in cash or left on deposit.....					0
7.2 Applied to provide paid-up annuities.....					0
7.3 Other.....					0
7.4 Totals (Sum of Lines 7.1 to 7.3).....	0	0	0	0	0
8. Grand Totals (Lines 6.5 + 7.4).....	0	0	0	0	0
DIRECT CLAIMS AND BENEFITS PAID					
9. Death benefits.....					0
10. Matured endowments.....					0
11. Annuity benefits.....					0
12. Surrender values and withdrawals for life contracts.....					0
13. Aggregate write-ins for miscellaneous direct claims and benefits paid.....	0	0	0	0	0
14. All other benefits, except accident and health.....					0
15. Totals.....	0	0	0	0	0

NONE

DETAILS OF WRITE-INS

1301.					0
1302.					0
1303.					0
1398. Summary of remaining write-ins for Line 13 from overflow page.....	0	0	0	0	0
1399. Total (Lines 1301 thru 1303 plus 1398)(Line 13 above).....	0	0	0	0	0

	Ordinary		Credit Life (Group and Individual)		Group		Industrial		Total	
	1 No.	2 Amount	3 No. of Ind. Pols. & Gr. Certifs.	4 Amount	5 No. of Certifs.	6 Amount	7 No.	8 Amount	9 No.	10 Amount
DIRECT DEATH BENEFITS AND MATURED ENDOWMENTS INCURRED										
16. Unpaid December 31, prior year.....									0	0
17. Incurred during current year.....									0	0
Settled during current year:										
18.1 By payment in full.....									0	0
18.2 By payment on compromised claims.....									0	0
18.3 Totals paid.....	0	0	0	0	0	0	0	0	0	0
18.4 Reduction by compromise.....									0	0
18.5 Amount rejected.....									0	0
18.6 Total settlements.....	0	0	0	0	0	0	0	0	0	0
19. Unpaid Dec. 31, current year (Lines 16 + 17 - 18.6).....	0	0	0	0	0	0	0	0	0	0
POLICY EXHIBIT										
20. In force December 31, prior year.....				(a).....					0	0
21. Issued during year.....									0	0
22. Other changes to in force (Net).....									0	0
23. In force December 31 of current year.....	0	0	0	(a).....	0	0	0	0	0	0

NONE

(a) Includes Individual Credit Life Insurance, prior year \$.....0 current year \$.....0.
Includes Group Credit Life Insurance Loans less than or equal to 60 months at issue, prior year \$.....0 current year \$.....0.
Loans greater than 60 months at issue BUT NOT GREATER THAN 120 MONTHS, prior year \$.....0 current year \$.....0.

ACCIDENT AND HEALTH INSURANCE

	1 Direct Premiums	2 Direct Premiums Earned	3 Dividends Paid Or Credited on Direct Business	4 Direct Losses Paid	5 Direct Losses Incurred
24. Group policies (b).....					
24.1 Federal Employee Health Benefits Program premium (b).....					
24.2 Credit (group and individual).....					
24.3 Collectively renewable policies (b).....					
24.4 Medicare Title XVIII exempt from state taxes or fees.....					
Other Individual Policies:					
25.1 Non-cancelable (b).....					
25.2 Guaranteed renewable (b).....					
25.3 Non-renewable for stated reasons only (b).....					
25.4 Other accident only.....					
25.5 All other (b).....					
25.6 Totals (Sum of Lines 25.1 to 25.5).....	0	0	0	0	0
26. Totals (Lines 24 + 24.1 + 24.2 + 24.3 + 24.4 + 25.6).....	0	0	0	0	0

NONE

(b) For health business on indicated lines report: Number of persons insured under PPO managed products.....0 and number of persons insured under indemnity only products.....0.



DIRECT BUSINESS IN THE STATE OF CALIFORNIA DURING THE YEAR
 NAIC Group Code....0901 NAIC Company Code....65269

LIFE INSURANCE

	1 Ordinary	2 Credit Life (Group and Individual)	3 Group	4 Industrial	5 Total
DIRECT PREMIUMS AND ANNUITY CONSIDERATIONS					
1. Life insurance.....					0
2. Annuity considerations.....					0
3. Deposit-type contract funds.....		XXX		XXX	0
4. Other considerations.....					0
5. Totals (Sum of Lines 1 to 4).....	0	0	0	0	0
DIRECT DIVIDENDS TO POLICYHOLDERS					
Life insurance:					
6.1 Paid in cash or left on deposit.....					0
6.2 Applied to pay renewal premiums.....					0
6.3 Applied to provide paid-up additions or shorten the endowment or premium-paying period.....					0
6.4 Other.....					0
6.5 Totals (Sum of Lines 6.1 to 6.4).....	0	0	0	0	0
Annuities:					
7.1 Paid in cash or left on deposit.....					0
7.2 Applied to provide paid-up annuities.....					0
7.3 Other.....					0
7.4 Totals (Sum of Lines 7.1 to 7.3).....	0	0	0	0	0
8. Grand Totals (Lines 6.5 + 7.4).....	0	0	0	0	0
DIRECT CLAIMS AND BENEFITS PAID					
9. Death benefits.....					0
10. Matured endowments.....					0
11. Annuity benefits.....					0
12. Surrender values and withdrawals for life contracts.....					0
13. Aggregate write-ins for miscellaneous direct claims and benefits paid.....	0	0	0	0	0
14. All other benefits, except accident and health.....					0
15. Totals.....	0	0	0	0	0

NONE

DETAILS OF WRITE-INS

1301.					0
1302.					0
1303.					0
1398. Summary of remaining write-ins for Line 13 from overflow page.....	0	0	0	0	0
1399. Total (Lines 1301 thru 1303 plus 1398)(Line 13 above).....	0	0	0	0	0

	Ordinary		Credit Life (Group and Individual)		Group		Industrial		Total	
	1 No.	2 Amount	3 No. of Ind. Pols. & Gr. Certifs.	4 Amount	5 No. of Certifs.	6 Amount	7 No.	8 Amount	9 No.	10 Amount
DIRECT DEATH BENEFITS AND MATURED ENDOWMENTS INCURRED										
16. Unpaid December 31, prior year.....									0	0
17. Incurred during current year.....									0	0
Settled during current year:										
18.1 By payment in full.....									0	0
18.2 By payment on compromised claims.....									0	0
18.3 Totals paid.....	0	0	0	0	0	0	0	0	0	0
18.4 Reduction by compromise.....									0	0
18.5 Amount rejected.....									0	0
18.6 Total settlements.....	0	0	0	0	0	0	0	0	0	0
19. Unpaid Dec. 31, current year (Lines 16 + 17 - 18.6).....	0	0	0	0	0	0	0	0	0	0
POLICY EXHIBIT										
20. In force December 31, prior year.....				(a).....					0	0
21. Issued during year.....									0	0
22. Other changes to in force (Net).....									0	0
23. In force December 31 of current year.....	0	0	0	(a).....	0	0	0	0	0	0

NONE

(a) Includes Individual Credit Life Insurance, prior year \$.....0 current year \$.....0.
 Includes Group Credit Life Insurance Loans less than or equal to 60 months at issue, prior year \$.....0 current year \$.....0.
 Loans greater than 60 months at issue BUT NOT GREATER THAN 120 MONTHS, prior year \$.....0 current year \$.....0.

ACCIDENT AND HEALTH INSURANCE

	1 Direct Premiums	2 Direct Premiums Earned	3 Dividends Paid Or Credited on Direct Business	4 Direct Losses Paid	5 Direct Losses Incurred
24. Group policies (b).....					
24.1 Federal Employee Health Benefits Program premium (b).....					
24.2 Credit (group and individual).....					
24.3 Collectively renewable policies (b).....					
24.4 Medicare Title XVIII exempt from state taxes or fees.....					
Other Individual Policies:					
25.1 Non-cancelable (b).....					
25.2 Guaranteed renewable (b).....					
25.3 Non-renewable for stated reasons only (b).....					
25.4 Other accident only.....					
25.5 All other (b).....					
25.6 Totals (Sum of Lines 25.1 to 25.5).....	0	0	0	0	0
26. Totals (Lines 24 + 24.1 + 24.2 + 24.3 + 24.4 + 25.6).....	0	0	0	0	0

NONE

(b) For health business on indicated lines report: Number of persons insured under PPO managed products.....0 and number of persons insured under indemnity only products.....0.



DIRECT BUSINESS IN THE STATE OF **COLORADO** DURING THE YEAR
 NAIC Group Code....0901 NAIC Company Code....65269

LIFE INSURANCE

	1 Ordinary	2 Credit Life (Group and Individual)	3 Group	4 Industrial	5 Total
DIRECT PREMIUMS AND ANNUITY CONSIDERATIONS					
1. Life insurance.....					0
2. Annuity considerations.....					0
3. Deposit-type contract funds.....		XXX		XXX	0
4. Other considerations.....					0
5. Totals (Sum of Lines 1 to 4).....	0	0	0	0	0
DIRECT DIVIDENDS TO POLICYHOLDERS					
Life insurance:					
6.1 Paid in cash or left on deposit.....					0
6.2 Applied to pay renewal premiums.....					0
6.3 Applied to provide paid-up additions or shorten the endowment or premium-paying period.....					0
6.4 Other.....					0
6.5 Totals (Sum of Lines 6.1 to 6.4).....	0	0	0	0	0
Annuities:					
7.1 Paid in cash or left on deposit.....					0
7.2 Applied to provide paid-up annuities.....					0
7.3 Other.....					0
7.4 Totals (Sum of Lines 7.1 to 7.3).....	0	0	0	0	0
8. Grand Totals (Lines 6.5 + 7.4).....	0	0	0	0	0
DIRECT CLAIMS AND BENEFITS PAID					
9. Death benefits.....					0
10. Matured endowments.....					0
11. Annuity benefits.....					0
12. Surrender values and withdrawals for life contracts.....					0
13. Aggregate write-ins for miscellaneous direct claims and benefits paid.....	0	0	0	0	0
14. All other benefits, except accident and health.....					0
15. Totals.....	0	0	0	0	0

NONE

DETAILS OF WRITE-INS

1301.					0
1302.					0
1303.					0
1398. Summary of remaining write-ins for Line 13 from overflow page.....	0	0	0	0	0
1399. Total (Lines 1301 thru 1303 plus 1398)(Line 13 above).....	0	0	0	0	0

	Ordinary		Credit Life (Group and Individual)		Group		Industrial		Total	
	1 No.	2 Amount	3 No. of Ind. Pols. & Gr. Certifs.	4 Amount	5 No. of Certifs.	6 Amount	7 No.	8 Amount	9 No.	10 Amount
DIRECT DEATH BENEFITS AND MATURED ENDOWMENTS INCURRED										
16. Unpaid December 31, prior year.....									0	0
17. Incurred during current year.....									0	0
Settled during current year:										
18.1 By payment in full.....									0	0
18.2 By payment on compromised claims.....									0	0
18.3 Totals paid.....	0	0	0	0	0	0	0	0	0	0
18.4 Reduction by compromise.....									0	0
18.5 Amount rejected.....									0	0
18.6 Total settlements.....	0	0	0	0	0	0	0	0	0	0
19. Unpaid Dec. 31, current year (Lines 16 + 17 - 18.6).....	0	0	0	0	0	0	0	0	0	0
POLICY EXHIBIT										
20. In force December 31, prior year.....				(a).....					0	0
21. Issued during year.....									0	0
22. Other changes to in force (Net).....									0	0
23. In force December 31 of current year.....	0	0	0	(a).....	0	0	0	0	0	0

NONE

(a) Includes Individual Credit Life Insurance, prior year \$.....0 current year \$.....0.
 Includes Group Credit Life Insurance Loans less than or equal to 60 months at issue, prior year \$.....0 current year \$.....0.
 Loans greater than 60 months at issue BUT NOT GREATER THAN 120 MONTHS, prior year \$.....0 current year \$.....0.

ACCIDENT AND HEALTH INSURANCE

	1 Direct Premiums	2 Direct Premiums Earned	3 Dividends Paid Or Credited on Direct Business	4 Direct Losses Paid	5 Direct Losses Incurred
24. Group policies (b).....					
24.1 Federal Employee Health Benefits Program premium (b).....					
24.2 Credit (group and individual).....					
24.3 Collectively renewable policies (b).....					
24.4 Medicare Title XVIII exempt from state taxes or fees.....					
Other Individual Policies:					
25.1 Non-cancelable (b).....					
25.2 Guaranteed renewable (b).....					
25.3 Non-renewable for stated reasons only (b).....					
25.4 Other accident only.....					
25.5 All other (b).....					
25.6 Totals (Sum of Lines 25.1 to 25.5).....	0	0	0	0	0
26. Totals (Lines 24 + 24.1 + 24.2 + 24.3 + 24.4 + 25.6).....	0	0	0	0	0

NONE

(b) For health business on indicated lines report: Number of persons insured under PPO managed products.....0 and number of persons insured under indemnity only products.....0.



DIRECT BUSINESS IN THE STATE OF **CONNECTICUT** DURING THE YEAR
 NAIC Group Code....0901 NAIC Company Code....65269

LIFE INSURANCE

	1 Ordinary	2 Credit Life (Group and Individual)	3 Group	4 Industrial	5 Total
DIRECT PREMIUMS AND ANNUITY CONSIDERATIONS					
1. Life insurance.....					0
2. Annuity considerations.....					0
3. Deposit-type contract funds.....		XXX		XXX	0
4. Other considerations.....					0
5. Totals (Sum of Lines 1 to 4).....	0	0	0	0	0
DIRECT DIVIDENDS TO POLICYHOLDERS					
Life insurance:					
6.1 Paid in cash or left on deposit.....					0
6.2 Applied to pay renewal premiums.....					0
6.3 Applied to provide paid-up additions or shorten the endowment or premium-paying period.....					0
6.4 Other.....					0
6.5 Totals (Sum of Lines 6.1 to 6.4).....	0	0	0	0	0
Annuities:					
7.1 Paid in cash or left on deposit.....					0
7.2 Applied to provide paid-up annuities.....					0
7.3 Other.....					0
7.4 Totals (Sum of Lines 7.1 to 7.3).....	0	0	0	0	0
8. Grand Totals (Lines 6.5 + 7.4).....	0	0	0	0	0
DIRECT CLAIMS AND BENEFITS PAID					
9. Death benefits.....					0
10. Matured endowments.....					0
11. Annuity benefits.....					0
12. Surrender values and withdrawals for life contracts.....					0
13. Aggregate write-ins for miscellaneous direct claims and benefits paid.....	0	0	0	0	0
14. All other benefits, except accident and health.....					0
15. Totals.....	0	0	0	0	0

NONE

DETAILS OF WRITE-INS

1301.					0
1302.					0
1303.					0
1398. Summary of remaining write-ins for Line 13 from overflow page.....	0	0	0	0	0
1399. Total (Lines 1301 thru 1303 plus 1398)(Line 13 above).....	0	0	0	0	0

	Ordinary		Credit Life (Group and Individual)		Group		Industrial		Total	
	1 No.	2 Amount	3 No. of Ind. Pols. & Gr. Certifs.	4 Amount	5 No. of Certifs.	6 Amount	7 No.	8 Amount	9 No.	10 Amount
DIRECT DEATH BENEFITS AND MATURED ENDOWMENTS INCURRED										
16. Unpaid December 31, prior year.....									0	0
17. Incurred during current year.....									0	0
Settled during current year:										
18.1 By payment in full.....									0	0
18.2 By payment on compromised claims.....									0	0
18.3 Totals paid.....	0	0	0	0	0	0	0	0	0	0
18.4 Reduction by compromise.....									0	0
18.5 Amount rejected.....									0	0
18.6 Total settlements.....	0	0	0	0	0	0	0	0	0	0
19. Unpaid Dec. 31, current year (Lines 16 + 17 - 18.6).....	0	0	0	0	0	0	0	0	0	0
POLICY EXHIBIT										
20. In force December 31, prior year.....				(a).....					0	0
21. Issued during year.....									0	0
22. Other changes to in force (Net).....									0	0
23. In force December 31 of current year.....	0	0	0	(a).....	0	0	0	0	0	0

NONE

(a) Includes Individual Credit Life Insurance, prior year \$.....0 current year \$.....0.
 Includes Group Credit Life Insurance Loans less than or equal to 60 months at issue, prior year \$.....0 current year \$.....0.
 Loans greater than 60 months at issue BUT NOT GREATER THAN 120 MONTHS, prior year \$.....0 current year \$.....0.

ACCIDENT AND HEALTH INSURANCE

	1 Direct Premiums	2 Direct Premiums Earned	3 Dividends Paid Or Credited on Direct Business	4 Direct Losses Paid	5 Direct Losses Incurred
24. Group policies (b).....					
24.1 Federal Employee Health Benefits Program premium (b).....					
24.2 Credit (group and individual).....					
24.3 Collectively renewable policies (b).....					
24.4 Medicare Title XVIII exempt from state taxes or fees.....					
Other Individual Policies:					
25.1 Non-cancelable (b).....					
25.2 Guaranteed renewable (b).....					
25.3 Non-renewable for stated reasons only (b).....					
25.4 Other accident only.....					
25.5 All other (b).....					
25.6 Totals (Sum of Lines 25.1 to 25.5).....	0	0	0	0	0
26. Totals (Lines 24 + 24.1 + 24.2 + 24.3 + 24.4 + 25.6).....	0	0	0	0	0

NONE

(b) For health business on indicated lines report: Number of persons insured under PPO managed products.....0 and number of persons insured under indemnity only products.....0.



DIRECT BUSINESS IN THE STATE OF DISTRICT OF COLUMBIA DURING THE YEAR
 NAIC Group Code....0901 NAIC Company Code....65269

LIFE INSURANCE

	1 Ordinary	2 Credit Life (Group and Individual)	3 Group	4 Industrial	5 Total
DIRECT PREMIUMS AND ANNUITY CONSIDERATIONS					
1. Life insurance.....					0
2. Annuity considerations.....					0
3. Deposit-type contract funds.....		XXX		XXX	0
4. Other considerations.....					0
5. Totals (Sum of Lines 1 to 4).....	0	0	0	0	0
DIRECT DIVIDENDS TO POLICYHOLDERS					
Life insurance:					
6.1 Paid in cash or left on deposit.....					0
6.2 Applied to pay renewal premiums.....					0
6.3 Applied to provide paid-up additions or shorten the endowment or premium-paying period.....					0
6.4 Other.....					0
6.5 Totals (Sum of Lines 6.1 to 6.4).....	0	0	0	0	0
Annuities:					
7.1 Paid in cash or left on deposit.....					0
7.2 Applied to provide paid-up annuities.....					0
7.3 Other.....					0
7.4 Totals (Sum of Lines 7.1 to 7.3).....	0	0	0	0	0
8. Grand Totals (Lines 6.5 + 7.4).....	0	0	0	0	0
DIRECT CLAIMS AND BENEFITS PAID					
9. Death benefits.....					0
10. Matured endowments.....					0
11. Annuity benefits.....					0
12. Surrender values and withdrawals for life contracts.....					0
13. Aggregate write-ins for miscellaneous direct claims and benefits paid.....	0	0	0	0	0
14. All other benefits, except accident and health.....					0
15. Totals.....	0	0	0	0	0

NONE

DETAILS OF WRITE-INS

1301.					0
1302.					0
1303.					0
1398. Summary of remaining write-ins for Line 13 from overflow page.....	0	0	0	0	0
1399. Total (Lines 1301 thru 1303 plus 1398)(Line 13 above).....	0	0	0	0	0

	Ordinary		Credit Life (Group and Individual)		Group		Industrial		Total	
	1 No.	2 Amount	3 No. of Ind. Pols. & Gr. Certifs.	4 Amount	5 No. of Certifs.	6 Amount	7 No.	8 Amount	9 No.	10 Amount
DIRECT DEATH BENEFITS AND MATURED ENDOWMENTS INCURRED										
16. Unpaid December 31, prior year.....									0	0
17. Incurred during current year.....									0	0
Settled during current year:										
18.1 By payment in full.....									0	0
18.2 By payment on compromised claims.....									0	0
18.3 Totals paid.....	0	0	0	0	0	0	0	0	0	0
18.4 Reduction by compromise.....									0	0
18.5 Amount rejected.....									0	0
18.6 Total settlements.....	0	0	0	0	0	0	0	0	0	0
19. Unpaid Dec. 31, current year (Lines 16 + 17 - 18.6).....	0	0	0	0	0	0	0	0	0	0
POLICY EXHIBIT										
20. In force December 31, prior year.....				(a).....					0	0
21. Issued during year.....									0	0
22. Other changes to in force (Net).....									0	0
23. In force December 31 of current year.....	0	0	0	(a).....	0	0	0	0	0	0

NONE

(a) Includes Individual Credit Life Insurance, prior year \$.....0 current year \$.....0.
 Includes Group Credit Life Insurance Loans less than or equal to 60 months at issue, prior year \$.....0 current year \$.....0.
 Loans greater than 60 months at issue BUT NOT GREATER THAN 120 MONTHS, prior year \$.....0 current year \$.....0.

ACCIDENT AND HEALTH INSURANCE

	1 Direct Premiums	2 Direct Premiums Earned	3 Dividends Paid Or Credited on Direct Business	4 Direct Losses Paid	5 Direct Losses Incurred
24. Group policies (b).....					
24.1 Federal Employee Health Benefits Program premium (b).....					
24.2 Credit (group and individual).....					
24.3 Collectively renewable policies (b).....					
24.4 Medicare Title XVIII exempt from state taxes or fees.....					
Other Individual Policies:					
25.1 Non-cancelable (b).....					
25.2 Guaranteed renewable (b).....					
25.3 Non-renewable for stated reasons only (b).....					
25.4 Other accident only.....					
25.5 All other (b).....					
25.6 Totals (Sum of Lines 25.1 to 25.5).....	0	0	0	0	0
26. Totals (Lines 24 + 24.1 + 24.2 + 24.3 + 24.4 + 25.6).....	0	0	0	0	0

NONE

(b) For health business on indicated lines report: Number of persons insured under PPO managed products.....0 and number of persons insured under indemnity only products.....0.



DIRECT BUSINESS IN THE STATE OF **DELAWARE** DURING THE YEAR
 NAIC Group Code....0901 NAIC Company Code....65269

LIFE INSURANCE

	1 Ordinary	2 Credit Life (Group and Individual)	3 Group	4 Industrial	5 Total
DIRECT PREMIUMS AND ANNUITY CONSIDERATIONS					
1. Life insurance.....					0
2. Annuity considerations.....					0
3. Deposit-type contract funds.....		XXX		XXX	0
4. Other considerations.....					0
5. Totals (Sum of Lines 1 to 4).....	0	0	0	0	0
DIRECT DIVIDENDS TO POLICYHOLDERS					
Life insurance:					
6.1 Paid in cash or left on deposit.....					0
6.2 Applied to pay renewal premiums.....					0
6.3 Applied to provide paid-up additions or shorten the endowment or premium-paying period.....					0
6.4 Other.....					0
6.5 Totals (Sum of Lines 6.1 to 6.4).....	0	0	0	0	0
Annuities:					
7.1 Paid in cash or left on deposit.....					0
7.2 Applied to provide paid-up annuities.....					0
7.3 Other.....					0
7.4 Totals (Sum of Lines 7.1 to 7.3).....	0	0	0	0	0
8. Grand Totals (Lines 6.5 + 7.4).....	0	0	0	0	0
DIRECT CLAIMS AND BENEFITS PAID					
9. Death benefits.....					0
10. Matured endowments.....					0
11. Annuity benefits.....					0
12. Surrender values and withdrawals for life contracts.....					0
13. Aggregate write-ins for miscellaneous direct claims and benefits paid.....	0	0	0	0	0
14. All other benefits, except accident and health.....					0
15. Totals.....	0	0	0	0	0

NONE

DETAILS OF WRITE-INS

1301.					0
1302.					0
1303.					0
1398. Summary of remaining write-ins for Line 13 from overflow page.....	0	0	0	0	0
1399. Total (Lines 1301 thru 1303 plus 1398)(Line 13 above).....	0	0	0	0	0

	Ordinary		Credit Life (Group and Individual)		Group		Industrial		Total	
	1 No.	2 Amount	3 No. of Ind. Pols. & Gr. Certifs.	4 Amount	5 No. of Certifs.	6 Amount	7 No.	8 Amount	9 No.	10 Amount
DIRECT DEATH BENEFITS AND MATURED ENDOWMENTS INCURRED										
16. Unpaid December 31, prior year.....									0	0
17. Incurred during current year.....									0	0
Settled during current year:										
18.1 By payment in full.....									0	0
18.2 By payment on compromised claims.....									0	0
18.3 Totals paid.....	0	0	0	0	0	0	0	0	0	0
18.4 Reduction by compromise.....									0	0
18.5 Amount rejected.....									0	0
18.6 Total settlements.....	0	0	0	0	0	0	0	0	0	0
19. Unpaid Dec. 31, current year (Lines 16 + 17 - 18.6).....	0	0	0	0	0	0	0	0	0	0
POLICY EXHIBIT										
20. In force December 31, prior year.....				(a).....					0	0
21. Issued during year.....									0	0
22. Other changes to in force (Net).....									0	0
23. In force December 31 of current year.....	0	0	0	(a).....	0	0	0	0	0	0

NONE

(a) Includes Individual Credit Life Insurance, prior year \$.....0 current year \$.....0.
 Includes Group Credit Life Insurance Loans less than or equal to 60 months at issue, prior year \$.....0 current year \$.....0.
 Loans greater than 60 months at issue BUT NOT GREATER THAN 120 MONTHS, prior year \$.....0 current year \$.....0.

ACCIDENT AND HEALTH INSURANCE

	1 Direct Premiums	2 Direct Premiums Earned	3 Dividends Paid Or Credited on Direct Business	4 Direct Losses Paid	5 Direct Losses Incurred
24. Group policies (b).....					
24.1 Federal Employee Health Benefits Program premium (b).....					
24.2 Credit (group and individual).....					
24.3 Collectively renewable policies (b).....					
24.4 Medicare Title XVIII exempt from state taxes or fees.....					
Other Individual Policies:					
25.1 Non-cancelable (b).....					
25.2 Guaranteed renewable (b).....					
25.3 Non-renewable for stated reasons only (b).....					
25.4 Other accident only.....					
25.5 All other (b).....					
25.6 Totals (Sum of Lines 25.1 to 25.5).....	0	0	0	0	0
26. Totals (Lines 24 + 24.1 + 24.2 + 24.3 + 24.4 + 25.6).....	0	0	0	0	0

NONE

(b) For health business on indicated lines report: Number of persons insured under PPO managed products.....0 and number of persons insured under indemnity only products.....0.



DIRECT BUSINESS IN THE STATE OF **FLORIDA** DURING THE YEAR
 NAIC Group Code....0901 NAIC Company Code....65269

LIFE INSURANCE

	1 Ordinary	2 Credit Life (Group and Individual)	3 Group	4 Industrial	5 Total
DIRECT PREMIUMS AND ANNUITY CONSIDERATIONS					
1. Life insurance.....					0
2. Annuity considerations.....					0
3. Deposit-type contract funds.....		XXX		XXX	0
4. Other considerations.....					0
5. Totals (Sum of Lines 1 to 4).....	0	0	0	0	0
DIRECT DIVIDENDS TO POLICYHOLDERS					
Life insurance:					
6.1 Paid in cash or left on deposit.....					0
6.2 Applied to pay renewal premiums.....					0
6.3 Applied to provide paid-up additions or shorten the endowment or premium-paying period.....					0
6.4 Other.....					0
6.5 Totals (Sum of Lines 6.1 to 6.4).....	0	0	0	0	0
Annuities:					
7.1 Paid in cash or left on deposit.....					0
7.2 Applied to provide paid-up annuities.....					0
7.3 Other.....					0
7.4 Totals (Sum of Lines 7.1 to 7.3).....	0	0	0	0	0
8. Grand Totals (Lines 6.5 + 7.4).....	0	0	0	0	0
DIRECT CLAIMS AND BENEFITS PAID					
9. Death benefits.....					0
10. Matured endowments.....					0
11. Annuity benefits.....					0
12. Surrender values and withdrawals for life contracts.....					0
13. Aggregate write-ins for miscellaneous direct claims and benefits paid.....	0	0	0	0	0
14. All other benefits, except accident and health.....					0
15. Totals.....	0	0	0	0	0

NONE

DETAILS OF WRITE-INS

1301.					0
1302.					0
1303.					0
1398. Summary of remaining write-ins for Line 13 from overflow page.....	0	0	0	0	0
1399. Total (Lines 1301 thru 1303 plus 1398)(Line 13 above).....	0	0	0	0	0

	Ordinary		Credit Life (Group and Individual)		Group		Industrial		Total	
	1 No.	2 Amount	3 No. of Ind. Pals. & Gr. Certifs.	4 Amount	5 No. of Certifs.	6 Amount	7 No.	8 Amount	9 No.	10 Amount
DIRECT DEATH BENEFITS AND MATURED ENDOWMENTS INCURRED										
16. Unpaid December 31, prior year.....									0	0
17. Incurred during current year.....									0	0
Settled during current year:										
18.1 By payment in full.....									0	0
18.2 By payment on compromised claims.....									0	0
18.3 Totals paid.....	0	0	0	0	0	0	0	0	0	0
18.4 Reduction by compromise.....									0	0
18.5 Amount rejected.....									0	0
18.6 Total settlements.....	0	0	0	0	0	0	0	0	0	0
19. Unpaid Dec. 31, current year (Lines 16 + 17 - 18.6).....	0	0	0	0	0	0	0	0	0	0
POLICY EXHIBIT										
20. In force December 31, prior year.....				(a).....					0	0
21. Issued during year.....									0	0
22. Other changes to in force (Net).....									0	0
23. In force December 31 of current year.....	0	0	0	(a).....	0	0	0	0	0	0

NONE

(a) Includes Individual Credit Life Insurance, prior year \$.....0 current year \$.....0.
 Includes Group Credit Life Insurance Loans less than or equal to 60 months at issue, prior year \$.....0 current year \$.....0.
 Loans greater than 60 months at issue BUT NOT GREATER THAN 120 MONTHS, prior year \$.....0 current year \$.....0.

ACCIDENT AND HEALTH INSURANCE

	1 Direct Premiums	2 Direct Premiums Earned	3 Dividends Paid Or Credited on Direct Business	4 Direct Losses Paid	5 Direct Losses Incurred
24. Group policies (b).....					
24.1 Federal Employee Health Benefits Program premium (b).....					
24.2 Credit (group and individual).....					
24.3 Collectively renewable policies (b).....					
24.4 Medicare Title XVIII exempt from state taxes or fees.....					
Other Individual Policies:					
25.1 Non-cancelable (b).....					
25.2 Guaranteed renewable (b).....					
25.3 Non-renewable for stated reasons only (b).....					
25.4 Other accident only.....					
25.5 All other (b).....					
25.6 Totals (Sum of Lines 25.1 to 25.5).....	0	0	0	0	0
26. Totals (Lines 24 + 24.1 + 24.2 + 24.3 + 24.4 + 25.6).....	0	0	0	0	0

NONE

(b) For health business on indicated lines report: Number of persons insured under PPO managed products.....0 and number of persons insured under indemnity only products.....0.



DIRECT BUSINESS IN THE STATE OF **GEORGIA** DURING THE YEAR
 NAIC Group Code....0901 NAIC Company Code....65269

LIFE INSURANCE

	1 Ordinary	2 Credit Life (Group and Individual)	3 Group	4 Industrial	5 Total
DIRECT PREMIUMS AND ANNUITY CONSIDERATIONS					
1. Life insurance.....					0
2. Annuity considerations.....					0
3. Deposit-type contract funds.....		XXX		XXX	0
4. Other considerations.....					0
5. Totals (Sum of Lines 1 to 4).....	0	0	0	0	0
DIRECT DIVIDENDS TO POLICYHOLDERS					
Life insurance:					
6.1 Paid in cash or left on deposit.....					0
6.2 Applied to pay renewal premiums.....					0
6.3 Applied to provide paid-up additions or shorten the endowment or premium-paying period.....					0
6.4 Other.....					0
6.5 Totals (Sum of Lines 6.1 to 6.4).....	0	0	0	0	0
Annuities:					
7.1 Paid in cash or left on deposit.....					0
7.2 Applied to provide paid-up annuities.....					0
7.3 Other.....					0
7.4 Totals (Sum of Lines 7.1 to 7.3).....	0	0	0	0	0
8. Grand Totals (Lines 6.5 + 7.4).....	0	0	0	0	0
DIRECT CLAIMS AND BENEFITS PAID					
9. Death benefits.....					0
10. Matured endowments.....					0
11. Annuity benefits.....					0
12. Surrender values and withdrawals for life contracts.....					0
13. Aggregate write-ins for miscellaneous direct claims and benefits paid.....	0	0	0	0	0
14. All other benefits, except accident and health.....					0
15. Totals.....	0	0	0	0	0

NONE

DETAILS OF WRITE-INS

1301.					0
1302.					0
1303.					0
1398. Summary of remaining write-ins for Line 13 from overflow page.....	0	0	0	0	0
1399. Total (Lines 1301 thru 1303 plus 1398)(Line 13 above).....	0	0	0	0	0

	Ordinary		Credit Life (Group and Individual)		Group		Industrial		Total	
	1 No.	2 Amount	3 No. of Ind. Pols. & Gr. Certifs.	4 Amount	5 No. of Certifs.	6 Amount	7 No.	8 Amount	9 No.	10 Amount
DIRECT DEATH BENEFITS AND MATURED ENDOWMENTS INCURRED										
16. Unpaid December 31, prior year.....									0	0
17. Incurred during current year.....									0	0
Settled during current year:										
18.1 By payment in full.....									0	0
18.2 By payment on compromised claims.....									0	0
18.3 Totals paid.....	0	0	0	0	0	0	0	0	0	0
18.4 Reduction by compromise.....									0	0
18.5 Amount rejected.....									0	0
18.6 Total settlements.....	0	0	0	0	0	0	0	0	0	0
19. Unpaid Dec. 31, current year (Lines 16 + 17 - 18.6).....	0	0	0	0	0	0	0	0	0	0
POLICY EXHIBIT										
20. In force December 31, prior year.....				(a).....					0	0
21. Issued during year.....									0	0
22. Other changes to in force (Net).....									0	0
23. In force December 31 of current year.....	0	0	0	(a).....	0	0	0	0	0	0

NONE

(a) Includes Individual Credit Life Insurance, prior year \$.....0 current year \$.....0.
 Includes Group Credit Life Insurance Loans less than or equal to 60 months at issue, prior year \$.....0 current year \$.....0.
 Loans greater than 60 months at issue BUT NOT GREATER THAN 120 MONTHS, prior year \$.....0 current year \$.....0.

ACCIDENT AND HEALTH INSURANCE

	1 Direct Premiums	2 Direct Premiums Earned	3 Dividends Paid Or Credited on Direct Business	4 Direct Losses Paid	5 Direct Losses Incurred
24. Group policies (b).....					
24.1 Federal Employee Health Benefits Program premium (b).....					
24.2 Credit (group and individual).....					
24.3 Collectively renewable policies (b).....					
24.4 Medicare Title XVIII exempt from state taxes or fees.....					
Other Individual Policies:					
25.1 Non-cancelable (b).....					
25.2 Guaranteed renewable (b).....					
25.3 Non-renewable for stated reasons only (b).....					
25.4 Other accident only.....					
25.5 All other (b).....					
25.6 Totals (Sum of Lines 25.1 to 25.5).....	0	0	0	0	0
26. Totals (Lines 24 + 24.1 + 24.2 + 24.3 + 24.4 + 25.6).....	0	0	0	0	0

NONE

(b) For health business on indicated lines report: Number of persons insured under PPO managed products.....0 and number of persons insured under indemnity only products.....0.



DIRECT BUSINESS IN GRAND TOTAL DURING THE YEAR
 NAIC Group Code....0901 NAIC Company Code....65269

LIFE INSURANCE

	1 Ordinary	2 Credit Life (Group and Individual)	3 Group	4 Industrial	5 Total
DIRECT PREMIUMS AND ANNUITY CONSIDERATIONS					
1. Life insurance.....					0
2. Annuity considerations.....					0
3. Deposit-type contract funds.....		XXX		XXX	0
4. Other considerations.....					0
5. Totals (Sum of Lines 1 to 4).....	0	0	0	0	0
DIRECT DIVIDENDS TO POLICYHOLDERS					
Life insurance:					
6.1 Paid in cash or left on deposit.....					0
6.2 Applied to pay renewal premiums.....					0
6.3 Applied to provide paid-up additions or shorten the endowment or premium-paying period.....					0
6.4 Other.....					0
6.5 Totals (Sum of Lines 6.1 to 6.4).....	0	0	0	0	0
Annuities:					
7.1 Paid in cash or left on deposit.....					0
7.2 Applied to provide paid-up annuities.....					0
7.3 Other.....					0
7.4 Totals (Sum of Lines 7.1 to 7.3).....	0	0	0	0	0
8. Grand Totals (Lines 6.5 + 7.4).....	0	0	0	0	0
DIRECT CLAIMS AND BENEFITS PAID					
9. Death benefits.....					0
10. Matured endowments.....					0
11. Annuity benefits.....					0
12. Surrender values and withdrawals for life contracts.....					0
13. Aggregate write-ins for miscellaneous direct claims and benefits paid.....	0	0	0	0	0
14. All other benefits, except accident and health.....					0
15. Totals.....	0	0	0	0	0

NONE

DETAILS OF WRITE-INS

1301.					0
1302.					0
1303.					0
1398. Summary of remaining write-ins for Line 13 from overflow page.....	0	0	0	0	0
1399. Total (Lines 1301 thru 1303 plus 1398)(Line 13 above).....	0	0	0	0	0

	Ordinary		Credit Life (Group and Individual)		Group		Industrial		Total	
	1 No.	2 Amount	3 No. of Ind. Pols. & Gr. Certifs.	4 Amount	5 No. of Certifs.	6 Amount	7 No.	8 Amount	9 No.	10 Amount
DIRECT DEATH BENEFITS AND MATURED ENDOWMENTS INCURRED										
16. Unpaid December 31, prior year.....									0	0
17. Incurred during current year.....									0	0
Settled during current year:										
18.1 By payment in full.....									0	0
18.2 By payment on compromised claims.....									0	0
18.3 Totals paid.....	0	0	0	0	0	0	0	0	0	0
18.4 Reduction by compromise.....									0	0
18.5 Amount rejected.....									0	0
18.6 Total settlements.....	0	0	0	0	0	0	0	0	0	0
19. Unpaid Dec. 31, current year (Lines 16 + 17 - 18.6).....	0	0	0	0	0	0	0	0	0	0
POLICY EXHIBIT										
20. In force December 31, prior year.....				(a).....	No. of Pol.				0	0
21. Issued during year.....									0	0
22. Other changes to in force (Net).....									0	0
23. In force December 31 of current year.....	0	0	0	(a).....	0	0	0	0	0	0

NONE

(a) Includes Individual Credit Life Insurance, prior year \$.....0 current year \$.....0.
 Includes Group Credit Life Insurance Loans less than or equal to 60 months at issue, prior year \$.....0 current year \$.....0.
 Loans greater than 60 months at issue BUT NOT GREATER THAN 120 MONTHS, prior year \$.....0 current year \$.....0.

ACCIDENT AND HEALTH INSURANCE

	1 Direct Premiums	2 Direct Premiums Earned	3 Dividends Paid Or Credited on Direct Business	4 Direct Losses Paid	5 Direct Losses Incurred
24. Group policies (b).....					
24.1 Federal Employee Health Benefits Program premium (b).....					
24.2 Credit (group and individual).....					
24.3 Collectively renewable policies (b).....					
24.4 Medicare Title XVIII exempt from state taxes or fees.....					
Other Individual Policies:					
25.1 Non-cancelable (b).....					
25.2 Guaranteed renewable (b).....					
25.3 Non-renewable for stated reasons only (b).....					
25.4 Other accident only.....					
25.5 All other (b).....					
25.6 Totals (Sum of Lines 25.1 to 25.5).....	0	0	0	0	0
26. Totals (Lines 24 + 24.1 + 24.2 + 24.3 + 24.4 + 25.6).....	0	0	0	0	0

NONE

(b) For health business on indicated lines report: Number of persons insured under PPO managed products.....0 and number of persons insured under indemnity only products.....0.



DIRECT BUSINESS IN THE STATE OF HAWAII DURING THE YEAR
 NAIC Group Code....0901 NAIC Company Code....65269

LIFE INSURANCE

	1 Ordinary	2 Credit Life (Group and Individual)	3 Group	4 Industrial	5 Total
DIRECT PREMIUMS AND ANNUITY CONSIDERATIONS					
1. Life insurance.....					0
2. Annuity considerations.....					0
3. Deposit-type contract funds.....		XXX		XXX	0
4. Other considerations.....					0
5. Totals (Sum of Lines 1 to 4).....	0	0	0	0	0
DIRECT DIVIDENDS TO POLICYHOLDERS					
Life insurance:					
6.1 Paid in cash or left on deposit.....					0
6.2 Applied to pay renewal premiums.....					0
6.3 Applied to provide paid-up additions or shorten the endowment or premium-paying period.....					0
6.4 Other.....					0
6.5 Totals (Sum of Lines 6.1 to 6.4).....	0	0	0	0	0
Annuities:					
7.1 Paid in cash or left on deposit.....					0
7.2 Applied to provide paid-up annuities.....					0
7.3 Other.....					0
7.4 Totals (Sum of Lines 7.1 to 7.3).....	0	0	0	0	0
8. Grand Totals (Lines 6.5 + 7.4).....	0	0	0	0	0
DIRECT CLAIMS AND BENEFITS PAID					
9. Death benefits.....					0
10. Matured endowments.....					0
11. Annuity benefits.....					0
12. Surrender values and withdrawals for life contracts.....					0
13. Aggregate write-ins for miscellaneous direct claims and benefits paid.....	0	0	0	0	0
14. All other benefits, except accident and health.....					0
15. Totals.....	0	0	0	0	0

NONE

DETAILS OF WRITE-INS

1301.					0
1302.					0
1303.					0
1398. Summary of remaining write-ins for Line 13 from overflow page.....	0	0	0	0	0
1399. Total (Lines 1301 thru 1303 plus 1398)(Line 13 above).....	0	0	0	0	0

	Ordinary		Credit Life (Group and Individual)		Group		Industrial		Total	
	1 No.	2 Amount	3 No. of Ind. Pols. & Gr. Certifs.	4 Amount	5 No. of Certifs.	6 Amount	7 No.	8 Amount	9 No.	10 Amount
DIRECT DEATH BENEFITS AND MATURED ENDOWMENTS INCURRED										
16. Unpaid December 31, prior year.....									0	0
17. Incurred during current year.....									0	0
Settled during current year:										
18.1 By payment in full.....									0	0
18.2 By payment on compromised claims.....									0	0
18.3 Totals paid.....	0	0	0	0	0	0	0	0	0	0
18.4 Reduction by compromise.....									0	0
18.5 Amount rejected.....									0	0
18.6 Total settlements.....	0	0	0	0	0	0	0	0	0	0
19. Unpaid Dec. 31, current year (Lines 16 + 17 - 18.6).....	0	0	0	0	0	0	0	0	0	0
POLICY EXHIBIT										
20. In force December 31, prior year.....				(a).....					0	0
21. Issued during year.....									0	0
22. Other changes to in force (Net).....									0	0
23. In force December 31 of current year.....	0	0	0	(a).....	0	0	0	0	0	0

NONE

(a) Includes Individual Credit Life Insurance, prior year \$.....0 current year \$.....0.
 Includes Group Credit Life Insurance Loans less than or equal to 60 months at issue, prior year \$.....0 current year \$.....0.
 Loans greater than 60 months at issue BUT NOT GREATER THAN 120 MONTHS, prior year \$.....0 current year \$.....0.

ACCIDENT AND HEALTH INSURANCE

	1 Direct Premiums	2 Direct Premiums Earned	3 Dividends Paid Or Credited on Direct Business	4 Direct Losses Paid	5 Direct Losses Incurred
24. Group policies (b).....					
24.1 Federal Employee Health Benefits Program premium (b).....					
24.2 Credit (group and individual).....					
24.3 Collectively renewable policies (b).....					
24.4 Medicare Title XVIII exempt from state taxes or fees.....					
Other Individual Policies:					
25.1 Non-cancelable (b).....					
25.2 Guaranteed renewable (b).....					
25.3 Non-renewable for stated reasons only (b).....					
25.4 Other accident only.....					
25.5 All other (b).....					
25.6 Totals (Sum of Lines 25.1 to 25.5).....	0	0	0	0	0
26. Totals (Lines 24 + 24.1 + 24.2 + 24.3 + 24.4 + 25.6).....	0	0	0	0	0

NONE

(b) For health business on indicated lines report: Number of persons insured under PPO managed products.....0 and number of persons insured under indemnity only products.....0.



DIRECT BUSINESS IN THE STATE OF IOWA DURING THE YEAR
 NAIC Group Code....0901 NAIC Company Code....65269

LIFE INSURANCE

	1 Ordinary	2 Credit Life (Group and Individual)	3 Group	4 Industrial	5 Total
DIRECT PREMIUMS AND ANNUITY CONSIDERATIONS					
1. Life insurance.....					0
2. Annuity considerations.....					0
3. Deposit-type contract funds.....		XXX		XXX	0
4. Other considerations.....					0
5. Totals (Sum of Lines 1 to 4).....	0	0	0	0	0
DIRECT DIVIDENDS TO POLICYHOLDERS					
Life insurance:					
6.1 Paid in cash or left on deposit.....					0
6.2 Applied to pay renewal premiums.....					0
6.3 Applied to provide paid-up additions or shorten the endowment or premium-paying period.....					0
6.4 Other.....					0
6.5 Totals (Sum of Lines 6.1 to 6.4).....	0	0	0	0	0
Annuities:					
7.1 Paid in cash or left on deposit.....					0
7.2 Applied to provide paid-up annuities.....					0
7.3 Other.....					0
7.4 Totals (Sum of Lines 7.1 to 7.3).....	0	0	0	0	0
8. Grand Totals (Lines 6.5 + 7.4).....	0	0	0	0	0
DIRECT CLAIMS AND BENEFITS PAID					
9. Death benefits.....					0
10. Matured endowments.....					0
11. Annuity benefits.....					0
12. Surrender values and withdrawals for life contracts.....					0
13. Aggregate write-ins for miscellaneous direct claims and benefits paid.....	0	0	0	0	0
14. All other benefits, except accident and health.....					0
15. Totals.....	0	0	0	0	0

NONE

DETAILS OF WRITE-INS

1301.					0
1302.					0
1303.					0
1398. Summary of remaining write-ins for Line 13 from overflow page.....	0	0	0	0	0
1399. Total (Lines 1301 thru 1303 plus 1398)(Line 13 above).....	0	0	0	0	0

	Ordinary		Credit Life (Group and Individual)		Group		Industrial		Total	
	1 No.	2 Amount	3 No. of Ind. Pols. & Gr. Certifs.	4 Amount	5 No. of Certifs.	6 Amount	7 No.	8 Amount	9 No.	10 Amount
DIRECT DEATH BENEFITS AND MATURED ENDOWMENTS INCURRED										
16. Unpaid December 31, prior year.....									0	0
17. Incurred during current year.....									0	0
Settled during current year:										
18.1 By payment in full.....									0	0
18.2 By payment on compromised claims.....									0	0
18.3 Totals paid.....	0	0	0	0	0	0	0	0	0	0
18.4 Reduction by compromise.....									0	0
18.5 Amount rejected.....									0	0
18.6 Total settlements.....	0	0	0	0	0	0	0	0	0	0
19. Unpaid Dec. 31, current year (Lines 16 + 17 - 18.6).....	0	0	0	0	0	0	0	0	0	0
POLICY EXHIBIT										
20. In force December 31, prior year.....				(a).....	No. of Pol.				0	0
21. Issued during year.....									0	0
22. Other changes to in force (Net).....									0	0
23. In force December 31 of current year.....	0	0	0	(a).....	0	0	0	0	0	0

NONE

(a) Includes Individual Credit Life Insurance, prior year \$.....0 current year \$.....0.
 Includes Group Credit Life Insurance Loans less than or equal to 60 months at issue, prior year \$.....0 current year \$.....0.
 Loans greater than 60 months at issue BUT NOT GREATER THAN 120 MONTHS, prior year \$.....0 current year \$.....0.

ACCIDENT AND HEALTH INSURANCE

	1 Direct Premiums	2 Direct Premiums Earned	3 Dividends Paid Or Credited on Direct Business	4 Direct Losses Paid	5 Direct Losses Incurred
24. Group policies (b).....					
24.1 Federal Employee Health Benefits Program premium (b).....					
24.2 Credit (group and individual).....					
24.3 Collectively renewable policies (b).....					
24.4 Medicare Title XVIII exempt from state taxes or fees.....					
Other Individual Policies:					
25.1 Non-cancelable (b).....					
25.2 Guaranteed renewable (b).....					
25.3 Non-renewable for stated reasons only (b).....					
25.4 Other accident only.....					
25.5 All other (b).....					
25.6 Totals (Sum of Lines 25.1 to 25.5).....	0	0	0	0	0
26. Totals (Lines 24 + 24.1 + 24.2 + 24.3 + 24.4 + 25.6).....	0	0	0	0	0

NONE

(b) For health business on indicated lines report: Number of persons insured under PPO managed products.....0 and number of persons insured under indemnity only products.....0.



DIRECT BUSINESS IN THE STATE OF IDAHO DURING THE YEAR
 NAIC Group Code....0901 NAIC Company Code....65269

LIFE INSURANCE

	1 Ordinary	2 Credit Life (Group and Individual)	3 Group	4 Industrial	5 Total
DIRECT PREMIUMS AND ANNUITY CONSIDERATIONS					
1. Life insurance.....					0
2. Annuity considerations.....					0
3. Deposit-type contract funds.....		XXX		XXX	0
4. Other considerations.....					0
5. Totals (Sum of Lines 1 to 4).....	0	0	0	0	0
DIRECT DIVIDENDS TO POLICYHOLDERS					
Life insurance:					
6.1 Paid in cash or left on deposit.....					0
6.2 Applied to pay renewal premiums.....					0
6.3 Applied to provide paid-up additions or shorten the endowment or premium-paying period.....					0
6.4 Other.....					0
6.5 Totals (Sum of Lines 6.1 to 6.4).....	0	0	0	0	0
Annuities:					
7.1 Paid in cash or left on deposit.....					0
7.2 Applied to provide paid-up annuities.....					0
7.3 Other.....					0
7.4 Totals (Sum of Lines 7.1 to 7.3).....	0	0	0	0	0
8. Grand Totals (Lines 6.5 + 7.4).....	0	0	0	0	0
DIRECT CLAIMS AND BENEFITS PAID					
9. Death benefits.....					0
10. Matured endowments.....					0
11. Annuity benefits.....					0
12. Surrender values and withdrawals for life contracts.....					0
13. Aggregate write-ins for miscellaneous direct claims and benefits paid.....	0	0	0	0	0
14. All other benefits, except accident and health.....					0
15. Totals.....	0	0	0	0	0

NONE

DETAILS OF WRITE-INS

1301.					0
1302.					0
1303.					0
1398. Summary of remaining write-ins for Line 13 from overflow page.....	0	0	0	0	0
1399. Total (Lines 1301 thru 1303 plus 1398)(Line 13 above).....	0	0	0	0	0

	Ordinary		Credit Life (Group and Individual)		Group		Industrial		Total	
	1 No.	2 Amount	3 No. of Ind. Pols. & Gr. Certifs.	4 Amount	5 No. of Certifs.	6 Amount	7 No.	8 Amount	9 No.	10 Amount
DIRECT DEATH BENEFITS AND MATURED ENDOWMENTS INCURRED										
16. Unpaid December 31, prior year.....									0	0
17. Incurred during current year.....									0	0
Settled during current year:										
18.1 By payment in full.....									0	0
18.2 By payment on compromised claims.....									0	0
18.3 Totals paid.....	0	0	0	0	0	0	0	0	0	0
18.4 Reduction by compromise.....									0	0
18.5 Amount rejected.....									0	0
18.6 Total settlements.....	0	0	0	0	0	0	0	0	0	0
19. Unpaid Dec. 31, current year (Lines 16 + 17 - 18.6).....	0	0	0	0	0	0	0	0	0	0
POLICY EXHIBIT										
20. In force December 31, prior year.....				(a).....					0	0
21. Issued during year.....									0	0
22. Other changes to in force (Net).....									0	0
23. In force December 31 of current year.....	0	0	0	(a).....	0	0	0	0	0	0

NONE

(a) Includes Individual Credit Life Insurance, prior year \$.....0 current year \$.....0.
 Includes Group Credit Life Insurance Loans less than or equal to 60 months at issue, prior year \$.....0 current year \$.....0.
 Loans greater than 60 months at issue BUT NOT GREATER THAN 120 MONTHS, prior year \$.....0 current year \$.....0.

ACCIDENT AND HEALTH INSURANCE

	1 Direct Premiums	2 Direct Premiums Earned	3 Dividends Paid Or Credited on Direct Business	4 Direct Losses Paid	5 Direct Losses Incurred
24. Group policies (b).....					
24.1 Federal Employee Health Benefits Program premium (b).....					
24.2 Credit (group and individual).....					
24.3 Collectively renewable policies (b).....					
24.4 Medicare Title XVIII exempt from state taxes or fees.....					
Other Individual Policies:					
25.1 Non-cancelable (b).....					
25.2 Guaranteed renewable (b).....					
25.3 Non-renewable for stated reasons only (b).....					
25.4 Other accident only.....					
25.5 All other (b).....					
25.6 Totals (Sum of Lines 25.1 to 25.5).....	0	0	0	0	0
26. Totals (Lines 24 + 24.1 + 24.2 + 24.3 + 24.4 + 25.6).....	0	0	0	0	0

NONE

(b) For health business on indicated lines report: Number of persons insured under PPO managed products.....0 and number of persons insured under indemnity only products.....0.



DIRECT BUSINESS IN THE STATE OF ILLINOIS DURING THE YEAR

NAIC Group Code....0901

NAIC Company Code....65269

LIFE INSURANCE

	1 Ordinary	2 Credit Life (Group and Individual)	3 Group	4 Industrial	5 Total
DIRECT PREMIUMS AND ANNUITY CONSIDERATIONS					
1. Life insurance.....					0
2. Annuity considerations.....					0
3. Deposit-type contract funds.....		XXX		XXX	0
4. Other considerations.....					0
5. Totals (Sum of Lines 1 to 4).....	0	0	0	0	0
DIRECT DIVIDENDS TO POLICYHOLDERS					
Life insurance:					
6.1 Paid in cash or left on deposit.....					0
6.2 Applied to pay renewal premiums.....					0
6.3 Applied to provide paid-up additions or shorten the endowment or premium-paying period.....					0
6.4 Other.....					0
6.5 Totals (Sum of Lines 6.1 to 6.4).....	0	0	0	0	0
Annuities:					
7.1 Paid in cash or left on deposit.....					0
7.2 Applied to provide paid-up annuities.....					0
7.3 Other.....					0
7.4 Totals (Sum of Lines 7.1 to 7.3).....	0	0	0	0	0
8. Grand Totals (Lines 6.5 + 7.4).....	0	0	0	0	0
DIRECT CLAIMS AND BENEFITS PAID					
9. Death benefits.....					0
10. Matured endowments.....					0
11. Annuity benefits.....					0
12. Surrender values and withdrawals for life contracts.....					0
13. Aggregate write-ins for miscellaneous direct claims and benefits paid.....	0	0	0	0	0
14. All other benefits, except accident and health.....					0
15. Totals.....	0	0	0	0	0

NONE

DETAILS OF WRITE-INS

1301.					0
1302.					0
1303.					0
1398. Summary of remaining write-ins for Line 13 from overflow page.....	0	0	0	0	0
1399. Total (Lines 1301 thru 1303 plus 1398)(Line 13 above).....	0	0	0	0	0

	Ordinary		Credit Life (Group and Individual)		Group		Industrial		Total	
	1 No.	2 Amount	3 No. of Ind. Pols. & Gr. Certifs.	4 Amount	5 No. of Certifs.	6 Amount	7 No.	8 Amount	9 No.	10 Amount
DIRECT DEATH BENEFITS AND MATURED ENDOWMENTS INCURRED										
16. Unpaid December 31, prior year.....									0	0
17. Incurred during current year.....									0	0
Settled during current year:										
18.1 By payment in full.....									0	0
18.2 By payment on compromised claims.....									0	0
18.3 Totals paid.....	0	0	0	0	0	0	0	0	0	0
18.4 Reduction by compromise.....									0	0
18.5 Amount rejected.....									0	0
18.6 Total settlements.....	0	0	0	0	0	0	0	0	0	0
19. Unpaid Dec. 31, current year (Lines 16 + 17 - 18.6).....	0	0	0	0	0	0	0	0	0	0
POLICY EXHIBIT										
20. In force December 31, prior year.....				(a).....					0	0
21. Issued during year.....									0	0
22. Other changes to in force (Net).....									0	0
23. In force December 31 of current year.....	0	0	0	(a).....	0	0	0	0	0	0

NONE

(a) Includes Individual Credit Life Insurance, prior year \$.....0 current year \$.....0.
Includes Group Credit Life Insurance Loans less than or equal to 60 months at issue, prior year \$.....0 current year \$.....0.
Loans greater than 60 months at issue BUT NOT GREATER THAN 120 MONTHS, prior year \$.....0 current year \$.....0.

ACCIDENT AND HEALTH INSURANCE

	1 Direct Premiums	2 Direct Premiums Earned	3 Dividends Paid Or Credited on Direct Business	4 Direct Losses Paid	5 Direct Losses Incurred
24. Group policies (b).....					
24.1 Federal Employee Health Benefits Program premium (b).....					
24.2 Credit (group and individual).....					
24.3 Collectively renewable policies (b).....					
24.4 Medicare Title XVIII exempt from state taxes or fees.....					
Other Individual Policies:					
25.1 Non-cancelable (b).....					
25.2 Guaranteed renewable (b).....					
25.3 Non-renewable for stated reasons only (b).....					
25.4 Other accident only.....					
25.5 All other (b).....					
25.6 Totals (Sum of Lines 25.1 to 25.5).....	0	0	0	0	0
26. Totals (Lines 24 + 24.1 + 24.2 + 24.3 + 24.4 + 25.6).....	0	0	0	0	0

NONE

(b) For health business on indicated lines report: Number of persons insured under PPO managed products.....0 and number of persons insured under indemnity only products.....0.



DIRECT BUSINESS IN THE STATE OF **INDIANA** DURING THE YEAR
 NAIC Group Code....0901 NAIC Company Code....65269

LIFE INSURANCE

	1 Ordinary	2 Credit Life (Group and Individual)	3 Group	4 Industrial	5 Total
DIRECT PREMIUMS AND ANNUITY CONSIDERATIONS					
1. Life insurance.....					0
2. Annuity considerations.....					0
3. Deposit-type contract funds.....		XXX		XXX	0
4. Other considerations.....					0
5. Totals (Sum of Lines 1 to 4).....	0	0	0	0	0
DIRECT DIVIDENDS TO POLICYHOLDERS					
Life insurance:					
6.1 Paid in cash or left on deposit.....					0
6.2 Applied to pay renewal premiums.....					0
6.3 Applied to provide paid-up additions or shorten the endowment or premium-paying period.....					0
6.4 Other.....					0
6.5 Totals (Sum of Lines 6.1 to 6.4).....	0	0	0	0	0
Annuities:					
7.1 Paid in cash or left on deposit.....					0
7.2 Applied to provide paid-up annuities.....					0
7.3 Other.....					0
7.4 Totals (Sum of Lines 7.1 to 7.3).....	0	0	0	0	0
8. Grand Totals (Lines 6.5 + 7.4).....	0	0	0	0	0
DIRECT CLAIMS AND BENEFITS PAID					
9. Death benefits.....					0
10. Matured endowments.....					0
11. Annuity benefits.....					0
12. Surrender values and withdrawals for life contracts.....					0
13. Aggregate write-ins for miscellaneous direct claims and benefits paid.....	0	0	0	0	0
14. All other benefits, except accident and health.....					0
15. Totals.....	0	0	0	0	0

NONE

DETAILS OF WRITE-INS

1301.					0
1302.					0
1303.					0
1398. Summary of remaining write-ins for Line 13 from overflow page.....	0	0	0	0	0
1399. Total (Lines 1301 thru 1303 plus 1398)(Line 13 above).....	0	0	0	0	0

	Ordinary		Credit Life (Group and Individual)		Group		Industrial		Total	
	1 No.	2 Amount	3 No. of Ind. Pols. & Gr. Certifs.	4 Amount	5 No. of Certifs.	6 Amount	7 No.	8 Amount	9 No.	10 Amount
DIRECT DEATH BENEFITS AND MATURED ENDOWMENTS INCURRED										
16. Unpaid December 31, prior year.....									0	0
17. Incurred during current year.....									0	0
Settled during current year:										
18.1 By payment in full.....									0	0
18.2 By payment on compromised claims.....									0	0
18.3 Totals paid.....	0	0	0	0	0	0	0	0	0	0
18.4 Reduction by compromise.....									0	0
18.5 Amount rejected.....									0	0
18.6 Total settlements.....	0	0	0	0	0	0	0	0	0	0
19. Unpaid Dec. 31, current year (Lines 16 + 17 - 18.6).....	0	0	0	0	0	0	0	0	0	0
POLICY EXHIBIT										
20. In force December 31, prior year.....				(a).....					0	0
21. Issued during year.....									0	0
22. Other changes to in force (Net).....									0	0
23. In force December 31 of current year.....	0	0	0	(a).....	0	0	0	0	0	0

NONE

(a) Includes Individual Credit Life Insurance, prior year \$.....0 current year \$.....0.
 Includes Group Credit Life Insurance Loans less than or equal to 60 months at issue, prior year \$.....0 current year \$.....0.
 Loans greater than 60 months at issue BUT NOT GREATER THAN 120 MONTHS, prior year \$.....0 current year \$.....0.

ACCIDENT AND HEALTH INSURANCE

	1 Direct Premiums	2 Direct Premiums Earned	3 Dividends Paid Or Credited on Direct Business	4 Direct Losses Paid	5 Direct Losses Incurred
24. Group policies (b).....					
24.1 Federal Employee Health Benefits Program premium (b).....					
24.2 Credit (group and individual).....					
24.3 Collectively renewable policies (b).....					
24.4 Medicare Title XVIII exempt from state taxes or fees.....					
Other Individual Policies:					
25.1 Non-cancelable (b).....					
25.2 Guaranteed renewable (b).....					
25.3 Non-renewable for stated reasons only (b).....					
25.4 Other accident only.....					
25.5 All other (b).....					
25.6 Totals (Sum of Lines 25.1 to 25.5).....	0	0	0	0	0
26. Totals (Lines 24 + 24.1 + 24.2 + 24.3 + 24.4 + 25.6).....	0	0	0	0	0

NONE

(b) For health business on indicated lines report: Number of persons insured under PPO managed products.....0 and number of persons insured under indemnity only products.....0.



DIRECT BUSINESS IN THE STATE OF **KANSAS** DURING THE YEAR
 NAIC Group Code....0901 NAIC Company Code....65269

LIFE INSURANCE

	1 Ordinary	2 Credit Life (Group and Individual)	3 Group	4 Industrial	5 Total
DIRECT PREMIUMS AND ANNUITY CONSIDERATIONS					
1. Life insurance.....					0
2. Annuity considerations.....					0
3. Deposit-type contract funds.....		XXX		XXX	0
4. Other considerations.....					0
5. Totals (Sum of Lines 1 to 4).....	0	0	0	0	0
DIRECT DIVIDENDS TO POLICYHOLDERS					
Life insurance:					
6.1 Paid in cash or left on deposit.....					0
6.2 Applied to pay renewal premiums.....					0
6.3 Applied to provide paid-up additions or shorten the endowment or premium-paying period.....					0
6.4 Other.....					0
6.5 Totals (Sum of Lines 6.1 to 6.4).....	0	0	0	0	0
Annuities:					
7.1 Paid in cash or left on deposit.....					0
7.2 Applied to provide paid-up annuities.....					0
7.3 Other.....					0
7.4 Totals (Sum of Lines 7.1 to 7.3).....	0	0	0	0	0
8. Grand Totals (Lines 6.5 + 7.4).....	0	0	0	0	0
DIRECT CLAIMS AND BENEFITS PAID					
9. Death benefits.....					0
10. Matured endowments.....					0
11. Annuity benefits.....					0
12. Surrender values and withdrawals for life contracts.....					0
13. Aggregate write-ins for miscellaneous direct claims and benefits paid.....	0	0	0	0	0
14. All other benefits, except accident and health.....					0
15. Totals.....	0	0	0	0	0

NONE

DETAILS OF WRITE-INS

1301.					0
1302.					0
1303.					0
1398. Summary of remaining write-ins for Line 13 from overflow page.....	0	0	0	0	0
1399. Total (Lines 1301 thru 1303 plus 1398)(Line 13 above).....	0	0	0	0	0

	Ordinary		Credit Life (Group and Individual)		Group		Industrial		Total	
	1 No.	2 Amount	3 No. of Ind. Pols. & Gr. Certifs.	4 Amount	5 No. of Certifs.	6 Amount	7 No.	8 Amount	9 No.	10 Amount
DIRECT DEATH BENEFITS AND MATURED ENDOWMENTS INCURRED										
16. Unpaid December 31, prior year.....									0	0
17. Incurred during current year.....									0	0
Settled during current year:										
18.1 By payment in full.....									0	0
18.2 By payment on compromised claims.....									0	0
18.3 Totals paid.....	0	0	0	0	0	0	0	0	0	0
18.4 Reduction by compromise.....									0	0
18.5 Amount rejected.....									0	0
18.6 Total settlements.....	0	0	0	0	0	0	0	0	0	0
19. Unpaid Dec. 31, current year (Lines 16 + 17 - 18.6).....	0	0	0	0	0	0	0	0	0	0
POLICY EXHIBIT										
20. In force December 31, prior year.....				(a).....					0	0
21. Issued during year.....									0	0
22. Other changes to in force (Net).....									0	0
23. In force December 31 of current year.....	0	0	0	(a).....	0	0	0	0	0	0

NONE

(a) Includes Individual Credit Life Insurance, prior year \$.....0 current year \$.....0.
 Includes Group Credit Life Insurance Loans less than or equal to 60 months at issue, prior year \$.....0 current year \$.....0.
 Loans greater than 60 months at issue BUT NOT GREATER THAN 120 MONTHS, prior year \$.....0 current year \$.....0.

ACCIDENT AND HEALTH INSURANCE

	1 Direct Premiums	2 Direct Premiums Earned	3 Dividends Paid Or Credited on Direct Business	4 Direct Losses Paid	5 Direct Losses Incurred
24. Group policies (b).....					
24.1 Federal Employee Health Benefits Program premium (b).....					
24.2 Credit (group and individual).....					
24.3 Collectively renewable policies (b).....					
24.4 Medicare Title XVIII exempt from state taxes or fees.....					
Other Individual Policies:					
25.1 Non-cancelable (b).....					
25.2 Guaranteed renewable (b).....					
25.3 Non-renewable for stated reasons only (b).....					
25.4 Other accident only.....					
25.5 All other (b).....					
25.6 Totals (Sum of Lines 25.1 to 25.5).....	0	0	0	0	0
26. Totals (Lines 24 + 24.1 + 24.2 + 24.3 + 24.4 + 25.6).....	0	0	0	0	0

NONE

(b) For health business on indicated lines report: Number of persons insured under PPO managed products.....0 and number of persons insured under indemnity only products.....0.



DIRECT BUSINESS IN THE STATE OF **KENTUCKY** DURING THE YEAR
 NAIC Group Code....0901 NAIC Company Code....65269

LIFE INSURANCE

	1 Ordinary	2 Credit Life (Group and Individual)	3 Group	4 Industrial	5 Total
DIRECT PREMIUMS AND ANNUITY CONSIDERATIONS					
1. Life insurance.....					0
2. Annuity considerations.....					0
3. Deposit-type contract funds.....		XXX		XXX	0
4. Other considerations.....					0
5. Totals (Sum of Lines 1 to 4).....	0	0	0	0	0
DIRECT DIVIDENDS TO POLICYHOLDERS					
Life insurance:					
6.1 Paid in cash or left on deposit.....					0
6.2 Applied to pay renewal premiums.....					0
6.3 Applied to provide paid-up additions or shorten the endowment or premium-paying period.....					0
6.4 Other.....					0
6.5 Totals (Sum of Lines 6.1 to 6.4).....	0	0	0	0	0
Annuities:					
7.1 Paid in cash or left on deposit.....					0
7.2 Applied to provide paid-up annuities.....					0
7.3 Other.....					0
7.4 Totals (Sum of Lines 7.1 to 7.3).....	0	0	0	0	0
8. Grand Totals (Lines 6.5 + 7.4).....	0	0	0	0	0
DIRECT CLAIMS AND BENEFITS PAID					
9. Death benefits.....					0
10. Matured endowments.....					0
11. Annuity benefits.....					0
12. Surrender values and withdrawals for life contracts.....					0
13. Aggregate write-ins for miscellaneous direct claims and benefits paid.....	0	0	0	0	0
14. All other benefits, except accident and health.....					0
15. Totals.....	0	0	0	0	0

NONE

DETAILS OF WRITE-INS

1301.					0
1302.					0
1303.					0
1398. Summary of remaining write-ins for Line 13 from overflow page.....	0	0	0	0	0
1399. Total (Lines 1301 thru 1303 plus 1398)(Line 13 above).....	0	0	0	0	0

	Ordinary		Credit Life (Group and Individual)		Group		Industrial		Total	
	1 No.	2 Amount	3 No. of Ind. Pols. & Gr. Certifs.	4 Amount	5 No. of Certifs.	6 Amount	7 No.	8 Amount	9 No.	10 Amount
DIRECT DEATH BENEFITS AND MATURED ENDOWMENTS INCURRED										
16. Unpaid December 31, prior year.....									0	0
17. Incurred during current year.....									0	0
Settled during current year:										
18.1 By payment in full.....									0	0
18.2 By payment on compromised claims.....									0	0
18.3 Totals paid.....	0	0	0	0	0	0	0	0	0	0
18.4 Reduction by compromise.....									0	0
18.5 Amount rejected.....									0	0
18.6 Total settlements.....	0	0	0	0	0	0	0	0	0	0
19. Unpaid Dec. 31, current year (Lines 16 + 17 - 18.6).....	0	0	0	0	0	0	0	0	0	0
POLICY EXHIBIT										
20. In force December 31, prior year.....				(a).....					0	0
21. Issued during year.....									0	0
22. Other changes to in force (Net).....									0	0
23. In force December 31 of current year.....	0	0	0	(a).....	0	0	0	0	0	0

NONE

(a) Includes Individual Credit Life Insurance, prior year \$.....0 current year \$.....0.
 Includes Group Credit Life Insurance Loans less than or equal to 60 months at issue, prior year \$.....0 current year \$.....0.
 Loans greater than 60 months at issue BUT NOT GREATER THAN 120 MONTHS, prior year \$.....0 current year \$.....0.

ACCIDENT AND HEALTH INSURANCE

	1 Direct Premiums	2 Direct Premiums Earned	3 Dividends Paid Or Credited on Direct Business	4 Direct Losses Paid	5 Direct Losses Incurred
24. Group policies (b).....					
24.1 Federal Employee Health Benefits Program premium (b).....					
24.2 Credit (group and individual).....					
24.3 Collectively renewable policies (b).....					
24.4 Medicare Title XVIII exempt from state taxes or fees.....					
Other Individual Policies:					
25.1 Non-cancelable (b).....					
25.2 Guaranteed renewable (b).....					
25.3 Non-renewable for stated reasons only (b).....					
25.4 Other accident only.....					
25.5 All other (b).....					
25.6 Totals (Sum of Lines 25.1 to 25.5).....	0	0	0	0	0
26. Totals (Lines 24 + 24.1 + 24.2 + 24.3 + 24.4 + 25.6).....	0	0	0	0	0

NONE

(b) For health business on indicated lines report: Number of persons insured under PPO managed products.....0 and number of persons insured under indemnity only products.....0.



DIRECT BUSINESS IN THE STATE OF **LOUISIANA** DURING THE YEAR
 NAIC Group Code....0901 NAIC Company Code....65269

LIFE INSURANCE

	1 Ordinary	2 Credit Life (Group and Individual)	3 Group	4 Industrial	5 Total
DIRECT PREMIUMS AND ANNUITY CONSIDERATIONS					
1. Life insurance.....					0
2. Annuity considerations.....					0
3. Deposit-type contract funds.....		XXX		XXX	0
4. Other considerations.....					0
5. Totals (Sum of Lines 1 to 4).....	0	0	0	0	0
DIRECT DIVIDENDS TO POLICYHOLDERS					
Life insurance:					
6.1 Paid in cash or left on deposit.....					0
6.2 Applied to pay renewal premiums.....					0
6.3 Applied to provide paid-up additions or shorten the endowment or premium-paying period.....					0
6.4 Other.....					0
6.5 Totals (Sum of Lines 6.1 to 6.4).....	0	0	0	0	0
Annuities:					
7.1 Paid in cash or left on deposit.....					0
7.2 Applied to provide paid-up annuities.....					0
7.3 Other.....					0
7.4 Totals (Sum of Lines 7.1 to 7.3).....	0	0	0	0	0
8. Grand Totals (Lines 6.5 + 7.4).....	0	0	0	0	0
DIRECT CLAIMS AND BENEFITS PAID					
9. Death benefits.....					0
10. Matured endowments.....					0
11. Annuity benefits.....					0
12. Surrender values and withdrawals for life contracts.....					0
13. Aggregate write-ins for miscellaneous direct claims and benefits paid.....	0	0	0	0	0
14. All other benefits, except accident and health.....					0
15. Totals.....	0	0	0	0	0

NONE

DETAILS OF WRITE-INS

1301.					0
1302.					0
1303.					0
1398. Summary of remaining write-ins for Line 13 from overflow page.....	0	0	0	0	0
1399. Total (Lines 1301 thru 1303 plus 1398)(Line 13 above).....	0	0	0	0	0

	Ordinary		Credit Life (Group and Individual)		Group		Industrial		Total	
	1 No.	2 Amount	3 No. of Ind. Pols. & Gr. Certifs.	4 Amount	5 No. of Certifs.	6 Amount	7 No.	8 Amount	9 No.	10 Amount
DIRECT DEATH BENEFITS AND MATURED ENDOWMENTS INCURRED										
16. Unpaid December 31, prior year.....									0	0
17. Incurred during current year.....									0	0
Settled during current year:										
18.1 By payment in full.....									0	0
18.2 By payment on compromised claims.....									0	0
18.3 Totals paid.....	0	0	0	0	0	0	0	0	0	0
18.4 Reduction by compromise.....									0	0
18.5 Amount rejected.....									0	0
18.6 Total settlements.....	0	0	0	0	0	0	0	0	0	0
19. Unpaid Dec. 31, current year (Lines 16 + 17 - 18.6).....	0	0	0	0	0	0	0	0	0	0
POLICY EXHIBIT										
20. In force December 31, prior year.....				(a).....	No. of Pol.				0	0
21. Issued during year.....									0	0
22. Other changes to in force (Net).....									0	0
23. In force December 31 of current year.....	0	0	0	(a).....	0	0	0	0	0	0

NONE

(a) Includes Individual Credit Life Insurance, prior year \$.....0 current year \$.....0.
 Includes Group Credit Life Insurance Loans less than or equal to 60 months at issue, prior year \$.....0 current year \$.....0.
 Loans greater than 60 months at issue BUT NOT GREATER THAN 120 MONTHS, prior year \$.....0 current year \$.....0.

ACCIDENT AND HEALTH INSURANCE

	1 Direct Premiums	2 Direct Premiums Earned	3 Dividends Paid Or Credited on Direct Business	4 Direct Losses Paid	5 Direct Losses Incurred
24. Group policies (b).....					
24.1 Federal Employee Health Benefits Program premium (b).....					
24.2 Credit (group and individual).....					
24.3 Collectively renewable policies (b).....					
24.4 Medicare Title XVIII exempt from state taxes or fees.....					
Other Individual Policies:					
25.1 Non-cancelable (b).....					
25.2 Guaranteed renewable (b).....					
25.3 Non-renewable for stated reasons only (b).....					
25.4 Other accident only.....					
25.5 All other (b).....					
25.6 Totals (Sum of Lines 25.1 to 25.5).....	0	0	0	0	0
26. Totals (Lines 24 + 24.1 + 24.2 + 24.3 + 24.4 + 25.6).....	0	0	0	0	0

NONE

(b) For health business on indicated lines report: Number of persons insured under PPO managed products.....0 and number of persons insured under indemnity only products.....0.



DIRECT BUSINESS IN THE STATE OF MASSACHUSETTS DURING THE YEAR
 NAIC Group Code....0901 NAIC Company Code....65269

LIFE INSURANCE

	1 Ordinary	2 Credit Life (Group and Individual)	3 Group	4 Industrial	5 Total
DIRECT PREMIUMS AND ANNUITY CONSIDERATIONS					
1. Life insurance.....					0
2. Annuity considerations.....					0
3. Deposit-type contract funds.....		XXX		XXX	0
4. Other considerations.....					0
5. Totals (Sum of Lines 1 to 4).....	0	0	0	0	0
DIRECT DIVIDENDS TO POLICYHOLDERS					
Life insurance:					
6.1 Paid in cash or left on deposit.....					0
6.2 Applied to pay renewal premiums.....					0
6.3 Applied to provide paid-up additions or shorten the endowment or premium-paying period.....					0
6.4 Other.....					0
6.5 Totals (Sum of Lines 6.1 to 6.4).....	0	0	0	0	0
Annuities:					
7.1 Paid in cash or left on deposit.....					0
7.2 Applied to provide paid-up annuities.....					0
7.3 Other.....					0
7.4 Totals (Sum of Lines 7.1 to 7.3).....	0	0	0	0	0
8. Grand Totals (Lines 6.5 + 7.4).....	0	0	0	0	0
DIRECT CLAIMS AND BENEFITS PAID					
9. Death benefits.....					0
10. Matured endowments.....					0
11. Annuity benefits.....					0
12. Surrender values and withdrawals for life contracts.....					0
13. Aggregate write-ins for miscellaneous direct claims and benefits paid.....	0	0	0	0	0
14. All other benefits, except accident and health.....					0
15. Totals.....	0	0	0	0	0

NONE

DETAILS OF WRITE-INS

1301.					0
1302.					0
1303.					0
1398. Summary of remaining write-ins for Line 13 from overflow page.....	0	0	0	0	0
1399. Total (Lines 1301 thru 1303 plus 1398)(Line 13 above).....	0	0	0	0	0

	Ordinary		Credit Life (Group and Individual)		Group		Industrial		Total	
	1 No.	2 Amount	3 No. of Ind. Pols. & Gr. Certifs.	4 Amount	5 No. of Certifs.	6 Amount	7 No.	8 Amount	9 No.	10 Amount
DIRECT DEATH BENEFITS AND MATURED ENDOWMENTS INCURRED										
16. Unpaid December 31, prior year.....									0	0
17. Incurred during current year.....									0	0
Settled during current year:										
18.1 By payment in full.....									0	0
18.2 By payment on compromised claims.....									0	0
18.3 Totals paid.....	0	0	0	0	0	0	0	0	0	0
18.4 Reduction by compromise.....									0	0
18.5 Amount rejected.....									0	0
18.6 Total settlements.....	0	0	0	0	0	0	0	0	0	0
19. Unpaid Dec. 31, current year (Lines 16 + 17 - 18.6).....	0	0	0	0	0	0	0	0	0	0
POLICY EXHIBIT										
20. In force December 31, prior year.....				(a).....					0	0
21. Issued during year.....									0	0
22. Other changes to in force (Net).....									0	0
23. In force December 31 of current year.....	0	0	0	(a).....	0	0	0	0	0	0

NONE

(a) Includes Individual Credit Life Insurance, prior year \$.....0 current year \$.....0.
 Includes Group Credit Life Insurance Loans less than or equal to 60 months at issue, prior year \$.....0 current year \$.....0.
 Loans greater than 60 months at issue BUT NOT GREATER THAN 120 MONTHS, prior year \$.....0 current year \$.....0.

ACCIDENT AND HEALTH INSURANCE

	1 Direct Premiums	2 Direct Premiums Earned	3 Dividends Paid Or Credited on Direct Business	4 Direct Losses Paid	5 Direct Losses Incurred
24. Group policies (b).....					
24.1 Federal Employee Health Benefits Program premium (b).....					
24.2 Credit (group and individual).....					
24.3 Collectively renewable policies (b).....					
24.4 Medicare Title XVIII exempt from state taxes or fees.....					
Other Individual Policies:					
25.1 Non-cancelable (b).....					
25.2 Guaranteed renewable (b).....					
25.3 Non-renewable for stated reasons only (b).....					
25.4 Other accident only.....					
25.5 All other (b).....					
25.6 Totals (Sum of Lines 25.1 to 25.5).....	0	0	0	0	0
26. Totals (Lines 24 + 24.1 + 24.2 + 24.3 + 24.4 + 25.6).....	0	0	0	0	0

NONE

(b) For health business on indicated lines report: Number of persons insured under PPO managed products.....0 and number of persons insured under indemnity only products.....0.



DIRECT BUSINESS IN THE STATE OF **MARYLAND** DURING THE YEAR
 NAIC Group Code....0901 NAIC Company Code....65269

LIFE INSURANCE

	1 Ordinary	2 Credit Life (Group and Individual)	3 Group	4 Industrial	5 Total
DIRECT PREMIUMS AND ANNUITY CONSIDERATIONS					
1. Life insurance.....					0
2. Annuity considerations.....					0
3. Deposit-type contract funds.....		XXX		XXX	0
4. Other considerations.....					0
5. Totals (Sum of Lines 1 to 4).....	0	0	0	0	0
DIRECT DIVIDENDS TO POLICYHOLDERS					
Life insurance:					
6.1 Paid in cash or left on deposit.....					0
6.2 Applied to pay renewal premiums.....					0
6.3 Applied to provide paid-up additions or shorten the endowment or premium-paying period.....					0
6.4 Other.....					0
6.5 Totals (Sum of Lines 6.1 to 6.4).....	0	0	0	0	0
Annuities:					
7.1 Paid in cash or left on deposit.....					0
7.2 Applied to provide paid-up annuities.....					0
7.3 Other.....					0
7.4 Totals (Sum of Lines 7.1 to 7.3).....	0	0	0	0	0
8. Grand Totals (Lines 6.5 + 7.4).....	0	0	0	0	0
DIRECT CLAIMS AND BENEFITS PAID					
9. Death benefits.....					0
10. Matured endowments.....					0
11. Annuity benefits.....					0
12. Surrender values and withdrawals for life contracts.....					0
13. Aggregate write-ins for miscellaneous direct claims and benefits paid.....	0	0	0	0	0
14. All other benefits, except accident and health.....					0
15. Totals.....	0	0	0	0	0

NONE

DETAILS OF WRITE-INS

1301.					0
1302.					0
1303.					0
1398. Summary of remaining write-ins for Line 13 from overflow page.....	0	0	0	0	0
1399. Total (Lines 1301 thru 1303 plus 1398)(Line 13 above).....	0	0	0	0	0

	Ordinary		Credit Life (Group and Individual)		Group		Industrial		Total	
	1 No.	2 Amount	3 No. of Ind. Pols. & Gr. Certifs.	4 Amount	5 No. of Certifs.	6 Amount	7 No.	8 Amount	9 No.	10 Amount
DIRECT DEATH BENEFITS AND MATURED ENDOWMENTS INCURRED										
16. Unpaid December 31, prior year.....									0	0
17. Incurred during current year.....									0	0
Settled during current year:										
18.1 By payment in full.....									0	0
18.2 By payment on compromised claims.....									0	0
18.3 Totals paid.....	0	0	0	0	0	0	0	0	0	0
18.4 Reduction by compromise.....									0	0
18.5 Amount rejected.....									0	0
18.6 Total settlements.....	0	0	0	0	0	0	0	0	0	0
19. Unpaid Dec. 31, current year (Lines 16 + 17 - 18.6).....	0	0	0	0	0	0	0	0	0	0
POLICY EXHIBIT										
20. In force December 31, prior year.....				(a).....					0	0
21. Issued during year.....									0	0
22. Other changes to in force (Net).....									0	0
23. In force December 31 of current year.....	0	0	0	(a).....	0	0	0	0	0	0

NONE

(a) Includes Individual Credit Life Insurance, prior year \$.....0 current year \$.....0.
 Includes Group Credit Life Insurance Loans less than or equal to 60 months at issue, prior year \$.....0 current year \$.....0.
 Loans greater than 60 months at issue BUT NOT GREATER THAN 120 MONTHS, prior year \$.....0 current year \$.....0.

ACCIDENT AND HEALTH INSURANCE

	1 Direct Premiums	2 Direct Premiums Earned	3 Dividends Paid Or Credited on Direct Business	4 Direct Losses Paid	5 Direct Losses Incurred
24. Group policies (b).....					
24.1 Federal Employee Health Benefits Program premium (b).....					
24.2 Credit (group and individual).....					
24.3 Collectively renewable policies (b).....					
24.4 Medicare Title XVIII exempt from state taxes or fees.....					
Other Individual Policies:					
25.1 Non-cancelable (b).....					
25.2 Guaranteed renewable (b).....					
25.3 Non-renewable for stated reasons only (b).....					
25.4 Other accident only.....					
25.5 All other (b).....					
25.6 Totals (Sum of Lines 25.1 to 25.5).....	0	0	0	0	0
26. Totals (Lines 24 + 24.1 + 24.2 + 24.3 + 24.4 + 25.6).....	0	0	0	0	0

NONE

(b) For health business on indicated lines report: Number of persons insured under PPO managed products.....0 and number of persons insured under indemnity only products.....0.



DIRECT BUSINESS IN THE STATE OF MAINE DURING THE YEAR
 NAIC Group Code....0901 NAIC Company Code....65269

LIFE INSURANCE

	1 Ordinary	2 Credit Life (Group and Individual)	3 Group	4 Industrial	5 Total
DIRECT PREMIUMS AND ANNUITY CONSIDERATIONS					
1. Life insurance.....					0
2. Annuity considerations.....					0
3. Deposit-type contract funds.....		XXX		XXX	0
4. Other considerations.....					0
5. Totals (Sum of Lines 1 to 4).....	0	0	0	0	0
DIRECT DIVIDENDS TO POLICYHOLDERS					
Life insurance:					
6.1 Paid in cash or left on deposit.....					0
6.2 Applied to pay renewal premiums.....					0
6.3 Applied to provide paid-up additions or shorten the endowment or premium-paying period.....					0
6.4 Other.....					0
6.5 Totals (Sum of Lines 6.1 to 6.4).....	0	0	0	0	0
Annuities:					
7.1 Paid in cash or left on deposit.....					0
7.2 Applied to provide paid-up annuities.....					0
7.3 Other.....					0
7.4 Totals (Sum of Lines 7.1 to 7.3).....	0	0	0	0	0
8. Grand Totals (Lines 6.5 + 7.4).....	0	0	0	0	0
DIRECT CLAIMS AND BENEFITS PAID					
9. Death benefits.....					0
10. Matured endowments.....					0
11. Annuity benefits.....					0
12. Surrender values and withdrawals for life contracts.....					0
13. Aggregate write-ins for miscellaneous direct claims and benefits paid.....	0	0	0	0	0
14. All other benefits, except accident and health.....					0
15. Totals.....	0	0	0	0	0

NONE

DETAILS OF WRITE-INS

1301.					0
1302.					0
1303.					0
1398. Summary of remaining write-ins for Line 13 from overflow page.....	0	0	0	0	0
1399. Total (Lines 1301 thru 1303 plus 1398)(Line 13 above).....	0	0	0	0	0

	Ordinary		Credit Life (Group and Individual)		Group		Industrial		Total	
	1 No.	2 Amount	3 No. of Ind. Pols. & Gr. Certifs.	4 Amount	5 No. of Certifs.	6 Amount	7 No.	8 Amount	9 No.	10 Amount
DIRECT DEATH BENEFITS AND MATURED ENDOWMENTS INCURRED										
16. Unpaid December 31, prior year.....									0	0
17. Incurred during current year.....									0	0
Settled during current year:										
18.1 By payment in full.....									0	0
18.2 By payment on compromised claims.....									0	0
18.3 Totals paid.....	0	0	0	0	0	0	0	0	0	0
18.4 Reduction by compromise.....									0	0
18.5 Amount rejected.....									0	0
18.6 Total settlements.....	0	0	0	0	0	0	0	0	0	0
19. Unpaid Dec. 31, current year (Lines 16 + 17 - 18.6).....	0	0	0	0	0	0	0	0	0	0
POLICY EXHIBIT										
20. In force December 31, prior year.....				(a).....					0	0
21. Issued during year.....									0	0
22. Other changes to in force (Net).....									0	0
23. In force December 31 of current year.....	0	0	0	(a).....	0	0	0	0	0	0

NONE

(a) Includes Individual Credit Life Insurance, prior year \$.....0 current year \$.....0.
 Includes Group Credit Life Insurance Loans less than or equal to 60 months at issue, prior year \$.....0 current year \$.....0.
 Loans greater than 60 months at issue BUT NOT GREATER THAN 120 MONTHS, prior year \$.....0 current year \$.....0.

ACCIDENT AND HEALTH INSURANCE

	1 Direct Premiums	2 Direct Premiums Earned	3 Dividends Paid Or Credited on Direct Business	4 Direct Losses Paid	5 Direct Losses Incurred
24. Group policies (b).....					
24.1 Federal Employee Health Benefits Program premium (b).....					
24.2 Credit (group and individual).....					
24.3 Collectively renewable policies (b).....					
24.4 Medicare Title XVIII exempt from state taxes or fees.....					
Other Individual Policies:					
25.1 Non-cancelable (b).....					
25.2 Guaranteed renewable (b).....					
25.3 Non-renewable for stated reasons only (b).....					
25.4 Other accident only.....					
25.5 All other (b).....					
25.6 Totals (Sum of Lines 25.1 to 25.5).....	0	0	0	0	0
26. Totals (Lines 24 + 24.1 + 24.2 + 24.3 + 24.4 + 25.6).....	0	0	0	0	0

NONE

(b) For health business on indicated lines report: Number of persons insured under PPO managed products.....0 and number of persons insured under indemnity only products.....0.



DIRECT BUSINESS IN THE STATE OF **MICHIGAN** DURING THE YEAR
 NAIC Group Code....0901 NAIC Company Code....65269

LIFE INSURANCE

	1 Ordinary	2 Credit Life (Group and Individual)	3 Group	4 Industrial	5 Total
DIRECT PREMIUMS AND ANNUITY CONSIDERATIONS					
1. Life insurance.....					0
2. Annuity considerations.....					0
3. Deposit-type contract funds.....		XXX		XXX	0
4. Other considerations.....					0
5. Totals (Sum of Lines 1 to 4).....	0	0	0	0	0
DIRECT DIVIDENDS TO POLICYHOLDERS					
Life insurance:					
6.1 Paid in cash or left on deposit.....					0
6.2 Applied to pay renewal premiums.....					0
6.3 Applied to provide paid-up additions or shorten the endowment or premium-paying period.....					0
6.4 Other.....					0
6.5 Totals (Sum of Lines 6.1 to 6.4).....	0	0	0	0	0
Annuities:					
7.1 Paid in cash or left on deposit.....					0
7.2 Applied to provide paid-up annuities.....					0
7.3 Other.....					0
7.4 Totals (Sum of Lines 7.1 to 7.3).....	0	0	0	0	0
8. Grand Totals (Lines 6.5 + 7.4).....	0	0	0	0	0
DIRECT CLAIMS AND BENEFITS PAID					
9. Death benefits.....					0
10. Matured endowments.....					0
11. Annuity benefits.....					0
12. Surrender values and withdrawals for life contracts.....					0
13. Aggregate write-ins for miscellaneous direct claims and benefits paid.....	0	0	0	0	0
14. All other benefits, except accident and health.....					0
15. Totals.....	0	0	0	0	0

NONE

DETAILS OF WRITE-INS

1301.					0
1302.					0
1303.					0
1398. Summary of remaining write-ins for Line 13 from overflow page.....	0	0	0	0	0
1399. Total (Lines 1301 thru 1303 plus 1398)(Line 13 above).....	0	0	0	0	0

	Ordinary		Credit Life (Group and Individual)		Group		Industrial		Total	
	1 No.	2 Amount	3 No. of Ind. Pols. & Gr. Certifs.	4 Amount	5 No. of Certifs.	6 Amount	7 No.	8 Amount	9 No.	10 Amount
DIRECT DEATH BENEFITS AND MATURED ENDOWMENTS INCURRED										
16. Unpaid December 31, prior year.....									0	0
17. Incurred during current year.....									0	0
Settled during current year:										
18.1 By payment in full.....									0	0
18.2 By payment on compromised claims.....									0	0
18.3 Totals paid.....	0	0	0	0	0	0	0	0	0	0
18.4 Reduction by compromise.....									0	0
18.5 Amount rejected.....									0	0
18.6 Total settlements.....	0	0	0	0	0	0	0	0	0	0
19. Unpaid Dec. 31, current year (Lines 16 + 17 - 18.6).....	0	0	0	0	0	0	0	0	0	0
POLICY EXHIBIT										
20. In force December 31, prior year.....				(a).....	No. of Pol.				0	0
21. Issued during year.....									0	0
22. Other changes to in force (Net).....									0	0
23. In force December 31 of current year.....	0	0	0	(a).....	0	0	0	0	0	0

NONE

(a) Includes Individual Credit Life Insurance, prior year \$.....0 current year \$.....0.
 Includes Group Credit Life Insurance Loans less than or equal to 60 months at issue, prior year \$.....0 current year \$.....0.
 Loans greater than 60 months at issue BUT NOT GREATER THAN 120 MONTHS, prior year \$.....0 current year \$.....0.

ACCIDENT AND HEALTH INSURANCE

	1 Direct Premiums	2 Direct Premiums Earned	3 Dividends Paid Or Credited on Direct Business	4 Direct Losses Paid	5 Direct Losses Incurred
24. Group policies (b).....					
24.1 Federal Employee Health Benefits Program premium (b).....					
24.2 Credit (group and individual).....					
24.3 Collectively renewable policies (b).....					
24.4 Medicare Title XVIII exempt from state taxes or fees.....					
Other Individual Policies:					
25.1 Non-cancelable (b).....					
25.2 Guaranteed renewable (b).....					
25.3 Non-renewable for stated reasons only (b).....					
25.4 Other accident only.....					
25.5 All other (b).....					
25.6 Totals (Sum of Lines 25.1 to 25.5).....	0	0	0	0	0
26. Totals (Lines 24 + 24.1 + 24.2 + 24.3 + 24.4 + 25.6).....	0	0	0	0	0

NONE

(b) For health business on indicated lines report: Number of persons insured under PPO managed products.....0 and number of persons insured under indemnity only products.....0.



DIRECT BUSINESS IN THE STATE OF MINNESOTA DURING THE YEAR
 NAIC Group Code....0901 NAIC Company Code....65269

LIFE INSURANCE

	1 Ordinary	2 Credit Life (Group and Individual)	3 Group	4 Industrial	5 Total
DIRECT PREMIUMS AND ANNUITY CONSIDERATIONS					
1. Life insurance.....					0
2. Annuity considerations.....					0
3. Deposit-type contract funds.....		XXX		XXX	0
4. Other considerations.....					0
5. Totals (Sum of Lines 1 to 4).....	0	0	0	0	0
DIRECT DIVIDENDS TO POLICYHOLDERS					
Life insurance:					
6.1 Paid in cash or left on deposit.....					0
6.2 Applied to pay renewal premiums.....					0
6.3 Applied to provide paid-up additions or shorten the endowment or premium-paying period.....					0
6.4 Other.....					0
6.5 Totals (Sum of Lines 6.1 to 6.4).....	0	0	0	0	0
Annuities:					
7.1 Paid in cash or left on deposit.....					0
7.2 Applied to provide paid-up annuities.....					0
7.3 Other.....					0
7.4 Totals (Sum of Lines 7.1 to 7.3).....	0	0	0	0	0
8. Grand Totals (Lines 6.5 + 7.4).....	0	0	0	0	0
DIRECT CLAIMS AND BENEFITS PAID					
9. Death benefits.....					0
10. Matured endowments.....					0
11. Annuity benefits.....					0
12. Surrender values and withdrawals for life contracts.....					0
13. Aggregate write-ins for miscellaneous direct claims and benefits paid.....	0	0	0	0	0
14. All other benefits, except accident and health.....					0
15. Totals.....	0	0	0	0	0

NONE

DETAILS OF WRITE-INS

1301.					0
1302.					0
1303.					0
1398. Summary of remaining write-ins for Line 13 from overflow page.....	0	0	0	0	0
1399. Total (Lines 1301 thru 1303 plus 1398)(Line 13 above).....	0	0	0	0	0

	Ordinary		Credit Life (Group and Individual)		Group		Industrial		Total	
	1 No.	2 Amount	3 No. of Ind. Pols. & Gr. Certifs.	4 Amount	5 No. of Certifs.	6 Amount	7 No.	8 Amount	9 No.	10 Amount
DIRECT DEATH BENEFITS AND MATURED ENDOWMENTS INCURRED										
16. Unpaid December 31, prior year.....									0	0
17. Incurred during current year.....									0	0
Settled during current year:										
18.1 By payment in full.....									0	0
18.2 By payment on compromised claims.....									0	0
18.3 Totals paid.....	0	0	0	0	0	0	0	0	0	0
18.4 Reduction by compromise.....									0	0
18.5 Amount rejected.....									0	0
18.6 Total settlements.....	0	0	0	0	0	0	0	0	0	0
19. Unpaid Dec. 31, current year (Lines 16 + 17 - 18.6).....	0	0	0	0	0	0	0	0	0	0
POLICY EXHIBIT										
20. In force December 31, prior year.....				(a).....					0	0
21. Issued during year.....									0	0
22. Other changes to in force (Net).....									0	0
23. In force December 31 of current year.....	0	0	0	(a).....	0	0	0	0	0	0

NONE

(a) Includes Individual Credit Life Insurance, prior year \$.....0 current year \$.....0.
 Includes Group Credit Life Insurance Loans less than or equal to 60 months at issue, prior year \$.....0 current year \$.....0.
 Loans greater than 60 months at issue BUT NOT GREATER THAN 120 MONTHS, prior year \$.....0 current year \$.....0.

ACCIDENT AND HEALTH INSURANCE

	1 Direct Premiums	2 Direct Premiums Earned	3 Dividends Paid Or Credited on Direct Business	4 Direct Losses Paid	5 Direct Losses Incurred
24. Group policies (b).....					
24.1 Federal Employee Health Benefits Program premium (b).....					
24.2 Credit (group and individual).....					
24.3 Collectively renewable policies (b).....					
24.4 Medicare Title XVIII exempt from state taxes or fees.....					
Other Individual Policies:					
25.1 Non-cancelable (b).....					
25.2 Guaranteed renewable (b).....					
25.3 Non-renewable for stated reasons only (b).....					
25.4 Other accident only.....					
25.5 All other (b).....					
25.6 Totals (Sum of Lines 25.1 to 25.5).....	0	0	0	0	0
26. Totals (Lines 24 + 24.1 + 24.2 + 24.3 + 24.4 + 25.6).....	0	0	0	0	0

NONE

(b) For health business on indicated lines report: Number of persons insured under PPO managed products.....0 and number of persons insured under indemnity only products.....0.



DIRECT BUSINESS IN THE STATE OF **MISSOURI** DURING THE YEAR
 NAIC Group Code....0901 NAIC Company Code....65269

LIFE INSURANCE

	1 Ordinary	2 Credit Life (Group and Individual)	3 Group	4 Industrial	5 Total
DIRECT PREMIUMS AND ANNUITY CONSIDERATIONS					
1. Life insurance.....					0
2. Annuity considerations.....					0
3. Deposit-type contract funds.....		XXX		XXX	0
4. Other considerations.....					0
5. Totals (Sum of Lines 1 to 4).....	0	0	0	0	0
DIRECT DIVIDENDS TO POLICYHOLDERS					
Life insurance:					
6.1 Paid in cash or left on deposit.....					0
6.2 Applied to pay renewal premiums.....					0
6.3 Applied to provide paid-up additions or shorten the endowment or premium-paying period.....					0
6.4 Other.....					0
6.5 Totals (Sum of Lines 6.1 to 6.4).....	0	0	0	0	0
Annuities:					
7.1 Paid in cash or left on deposit.....					0
7.2 Applied to provide paid-up annuities.....					0
7.3 Other.....					0
7.4 Totals (Sum of Lines 7.1 to 7.3).....	0	0	0	0	0
8. Grand Totals (Lines 6.5 + 7.4).....	0	0	0	0	0
DIRECT CLAIMS AND BENEFITS PAID					
9. Death benefits.....					0
10. Matured endowments.....					0
11. Annuity benefits.....					0
12. Surrender values and withdrawals for life contracts.....					0
13. Aggregate write-ins for miscellaneous direct claims and benefits paid.....	0	0	0	0	0
14. All other benefits, except accident and health.....					0
15. Totals.....	0	0	0	0	0

NONE

DETAILS OF WRITE-INS

1301.					0
1302.					0
1303.					0
1398. Summary of remaining write-ins for Line 13 from overflow page.....	0	0	0	0	0
1399. Total (Lines 1301 thru 1303 plus 1398)(Line 13 above).....	0	0	0	0	0

	Ordinary		Credit Life (Group and Individual)		Group		Industrial		Total	
	1 No.	2 Amount	3 No. of Ind. Pols. & Gr. Certifs.	4 Amount	5 No. of Certifs.	6 Amount	7 No.	8 Amount	9 No.	10 Amount
DIRECT DEATH BENEFITS AND MATURED ENDOWMENTS INCURRED										
16. Unpaid December 31, prior year.....									0	0
17. Incurred during current year.....									0	0
Settled during current year:										
18.1 By payment in full.....									0	0
18.2 By payment on compromised claims.....									0	0
18.3 Totals paid.....	0	0	0	0	0	0	0	0	0	0
18.4 Reduction by compromise.....									0	0
18.5 Amount rejected.....									0	0
18.6 Total settlements.....	0	0	0	0	0	0	0	0	0	0
19. Unpaid Dec. 31, current year (Lines 16 + 17 - 18.6).....	0	0	0	0	0	0	0	0	0	0
POLICY EXHIBIT										
20. In force December 31, prior year.....				(a).....					0	0
21. Issued during year.....									0	0
22. Other changes to in force (Net).....									0	0
23. In force December 31 of current year.....	0	0	0	(a).....	0	0	0	0	0	0

NONE

(a) Includes Individual Credit Life Insurance, prior year \$.....0 current year \$.....0.
 Includes Group Credit Life Insurance Loans less than or equal to 60 months at issue, prior year \$.....0 current year \$.....0.
 Loans greater than 60 months at issue BUT NOT GREATER THAN 120 MONTHS, prior year \$.....0 current year \$.....0.

ACCIDENT AND HEALTH INSURANCE

	1 Direct Premiums	2 Direct Premiums Earned	3 Dividends Paid Or Credited on Direct Business	4 Direct Losses Paid	5 Direct Losses Incurred
24. Group policies (b).....					
24.1 Federal Employee Health Benefits Program premium (b).....					
24.2 Credit (group and individual).....					
24.3 Collectively renewable policies (b).....					
24.4 Medicare Title XVIII exempt from state taxes or fees.....					
Other Individual Policies:					
25.1 Non-cancelable (b).....					
25.2 Guaranteed renewable (b).....					
25.3 Non-renewable for stated reasons only (b).....					
25.4 Other accident only.....					
25.5 All other (b).....					
25.6 Totals (Sum of Lines 25.1 to 25.5).....	0	0	0	0	0
26. Totals (Lines 24 + 24.1 + 24.2 + 24.3 + 24.4 + 25.6).....	0	0	0	0	0

NONE

(b) For health business on indicated lines report: Number of persons insured under PPO managed products.....0 and number of persons insured under indemnity only products.....0.



DIRECT BUSINESS IN THE STATE OF MISSISSIPPI DURING THE YEAR
 NAIC Group Code....0901 NAIC Company Code....65269

LIFE INSURANCE

	1 Ordinary	2 Credit Life (Group and Individual)	3 Group	4 Industrial	5 Total
DIRECT PREMIUMS AND ANNUITY CONSIDERATIONS					
1. Life insurance.....					0
2. Annuity considerations.....					0
3. Deposit-type contract funds.....		XXX		XXX	0
4. Other considerations.....					0
5. Totals (Sum of Lines 1 to 4).....	0	0	0	0	0
DIRECT DIVIDENDS TO POLICYHOLDERS					
Life insurance:					
6.1 Paid in cash or left on deposit.....					0
6.2 Applied to pay renewal premiums.....					0
6.3 Applied to provide paid-up additions or shorten the endowment or premium-paying period.....					0
6.4 Other.....					0
6.5 Totals (Sum of Lines 6.1 to 6.4).....	0	0	0	0	0
Annuities:					
7.1 Paid in cash or left on deposit.....					0
7.2 Applied to provide paid-up annuities.....					0
7.3 Other.....					0
7.4 Totals (Sum of Lines 7.1 to 7.3).....	0	0	0	0	0
8. Grand Totals (Lines 6.5 + 7.4).....	0	0	0	0	0
DIRECT CLAIMS AND BENEFITS PAID					
9. Death benefits.....					0
10. Matured endowments.....					0
11. Annuity benefits.....					0
12. Surrender values and withdrawals for life contracts.....					0
13. Aggregate write-ins for miscellaneous direct claims and benefits paid.....	0	0	0	0	0
14. All other benefits, except accident and health.....					0
15. Totals.....	0	0	0	0	0

NONE

DETAILS OF WRITE-INS

1301.					0
1302.					0
1303.					0
1398. Summary of remaining write-ins for Line 13 from overflow page.....	0	0	0	0	0
1399. Total (Lines 1301 thru 1303 plus 1398)(Line 13 above).....	0	0	0	0	0

	Ordinary		Credit Life (Group and Individual)		Group		Industrial		Total	
	1 No.	2 Amount	3 No. of Ind. Pols. & Gr. Certifs.	4 Amount	5 No. of Certifs.	6 Amount	7 No.	8 Amount	9 No.	10 Amount
DIRECT DEATH BENEFITS AND MATURED ENDOWMENTS INCURRED										
16. Unpaid December 31, prior year.....									0	0
17. Incurred during current year.....									0	0
Settled during current year:										
18.1 By payment in full.....									0	0
18.2 By payment on compromised claims.....									0	0
18.3 Totals paid.....	0	0	0	0	0	0	0	0	0	0
18.4 Reduction by compromise.....									0	0
18.5 Amount rejected.....									0	0
18.6 Total settlements.....	0	0	0	0	0	0	0	0	0	0
19. Unpaid Dec. 31, current year (Lines 16 + 17 - 18.6).....	0	0	0	0	0	0	0	0	0	0
POLICY EXHIBIT										
20. In force December 31, prior year.....				(a).....					0	0
21. Issued during year.....									0	0
22. Other changes to in force (Net).....									0	0
23. In force December 31 of current year.....	0	0	0	(a).....	0	0	0	0	0	0

NONE

(a) Includes Individual Credit Life Insurance, prior year \$.....0 current year \$.....0.
 Includes Group Credit Life Insurance Loans less than or equal to 60 months at issue, prior year \$.....0 current year \$.....0.
 Loans greater than 60 months at issue BUT NOT GREATER THAN 120 MONTHS, prior year \$.....0 current year \$.....0.

ACCIDENT AND HEALTH INSURANCE

	1 Direct Premiums	2 Direct Premiums Earned	3 Dividends Paid Or Credited on Direct Business	4 Direct Losses Paid	5 Direct Losses Incurred
24. Group policies (b).....					
24.1 Federal Employee Health Benefits Program premium (b).....					
24.2 Credit (group and individual).....					
24.3 Collectively renewable policies (b).....					
24.4 Medicare Title XVIII exempt from state taxes or fees.....					
Other Individual Policies:					
25.1 Non-cancelable (b).....					
25.2 Guaranteed renewable (b).....					
25.3 Non-renewable for stated reasons only (b).....					
25.4 Other accident only.....					
25.5 All other (b).....					
25.6 Totals (Sum of Lines 25.1 to 25.5).....	0	0	0	0	0
26. Totals (Lines 24 + 24.1 + 24.2 + 24.3 + 24.4 + 25.6).....	0	0	0	0	0

NONE

(b) For health business on indicated lines report: Number of persons insured under PPO managed products.....0 and number of persons insured under indemnity only products.....0.



DIRECT BUSINESS IN THE STATE OF **MONTANA** DURING THE YEAR
 NAIC Group Code....0901 NAIC Company Code....65269

LIFE INSURANCE

	1 Ordinary	2 Credit Life (Group and Individual)	3 Group	4 Industrial	5 Total
DIRECT PREMIUMS AND ANNUITY CONSIDERATIONS					
1. Life insurance.....					0
2. Annuity considerations.....					0
3. Deposit-type contract funds.....		XXX		XXX	0
4. Other considerations.....					0
5. Totals (Sum of Lines 1 to 4).....	0	0	0	0	0
DIRECT DIVIDENDS TO POLICYHOLDERS					
Life insurance:					
6.1 Paid in cash or left on deposit.....					0
6.2 Applied to pay renewal premiums.....					0
6.3 Applied to provide paid-up additions or shorten the endowment or premium-paying period.....					0
6.4 Other.....					0
6.5 Totals (Sum of Lines 6.1 to 6.4).....	0	0	0	0	0
Annuities:					
7.1 Paid in cash or left on deposit.....					0
7.2 Applied to provide paid-up annuities.....					0
7.3 Other.....					0
7.4 Totals (Sum of Lines 7.1 to 7.3).....	0	0	0	0	0
8. Grand Totals (Lines 6.5 + 7.4).....	0	0	0	0	0
DIRECT CLAIMS AND BENEFITS PAID					
9. Death benefits.....					0
10. Matured endowments.....					0
11. Annuity benefits.....					0
12. Surrender values and withdrawals for life contracts.....					0
13. Aggregate write-ins for miscellaneous direct claims and benefits paid.....	0	0	0	0	0
14. All other benefits, except accident and health.....					0
15. Totals.....	0	0	0	0	0

NONE

DETAILS OF WRITE-INS

1301.					0
1302.					0
1303.					0
1398. Summary of remaining write-ins for Line 13 from overflow page.....	0	0	0	0	0
1399. Total (Lines 1301 thru 1303 plus 1398)(Line 13 above).....	0	0	0	0	0

	Ordinary		Credit Life (Group and Individual)		Group		Industrial		Total	
	1 No.	2 Amount	3 No. of Ind. Pols. & Gr. Certifs.	4 Amount	5 No. of Certifs.	6 Amount	7 No.	8 Amount	9 No.	10 Amount
DIRECT DEATH BENEFITS AND MATURED ENDOWMENTS INCURRED										
16. Unpaid December 31, prior year.....									0	0
17. Incurred during current year.....									0	0
Settled during current year:										
18.1 By payment in full.....									0	0
18.2 By payment on compromised claims.....									0	0
18.3 Totals paid.....	0	0	0	0	0	0	0	0	0	0
18.4 Reduction by compromise.....									0	0
18.5 Amount rejected.....									0	0
18.6 Total settlements.....	0	0	0	0	0	0	0	0	0	0
19. Unpaid Dec. 31, current year (Lines 16 + 17 - 18.6).....	0	0	0	0	0	0	0	0	0	0
POLICY EXHIBIT										
20. In force December 31, prior year.....				(a).....					0	0
21. Issued during year.....									0	0
22. Other changes to in force (Net).....									0	0
23. In force December 31 of current year.....	0	0	0	(a).....	0	0	0	0	0	0

NONE

(a) Includes Individual Credit Life Insurance, prior year \$.....0 current year \$.....0.
 Includes Group Credit Life Insurance Loans less than or equal to 60 months at issue, prior year \$.....0 current year \$.....0.
 Loans greater than 60 months at issue BUT NOT GREATER THAN 120 MONTHS, prior year \$.....0 current year \$.....0.

ACCIDENT AND HEALTH INSURANCE

	1 Direct Premiums	2 Direct Premiums Earned	3 Dividends Paid Or Credited on Direct Business	4 Direct Losses Paid	5 Direct Losses Incurred
24. Group policies (b).....					
24.1 Federal Employee Health Benefits Program premium (b).....					
24.2 Credit (group and individual).....					
24.3 Collectively renewable policies (b).....					
24.4 Medicare Title XVIII exempt from state taxes or fees.....					
Other Individual Policies:					
25.1 Non-cancelable (b).....					
25.2 Guaranteed renewable (b).....					
25.3 Non-renewable for stated reasons only (b).....					
25.4 Other accident only.....					
25.5 All other (b).....					
25.6 Totals (Sum of Lines 25.1 to 25.5).....	0	0	0	0	0
26. Totals (Lines 24 + 24.1 + 24.2 + 24.3 + 24.4 + 25.6).....	0	0	0	0	0

NONE

(b) For health business on indicated lines report: Number of persons insured under PPO managed products.....0 and number of persons insured under indemnity only products.....0.



DIRECT BUSINESS IN THE STATE OF **NORTH CAROLINA** DURING THE YEAR
 NAIC Group Code....0901 NAIC Company Code....65269

LIFE INSURANCE

	1 Ordinary	2 Credit Life (Group and Individual)	3 Group	4 Industrial	5 Total
DIRECT PREMIUMS AND ANNUITY CONSIDERATIONS					
1. Life insurance.....					0
2. Annuity considerations.....					0
3. Deposit-type contract funds.....		XXX		XXX	0
4. Other considerations.....					0
5. Totals (Sum of Lines 1 to 4).....	0	0	0	0	0
DIRECT DIVIDENDS TO POLICYHOLDERS					
Life insurance:					
6.1 Paid in cash or left on deposit.....					0
6.2 Applied to pay renewal premiums.....					0
6.3 Applied to provide paid-up additions or shorten the endowment or premium-paying period.....					0
6.4 Other.....					0
6.5 Totals (Sum of Lines 6.1 to 6.4).....	0	0	0	0	0
Annuities:					
7.1 Paid in cash or left on deposit.....					0
7.2 Applied to provide paid-up annuities.....					0
7.3 Other.....					0
7.4 Totals (Sum of Lines 7.1 to 7.3).....	0	0	0	0	0
8. Grand Totals (Lines 6.5 + 7.4).....	0	0	0	0	0
DIRECT CLAIMS AND BENEFITS PAID					
9. Death benefits.....					0
10. Matured endowments.....					0
11. Annuity benefits.....					0
12. Surrender values and withdrawals for life contracts.....					0
13. Aggregate write-ins for miscellaneous direct claims and benefits paid.....	0	0	0	0	0
14. All other benefits, except accident and health.....					0
15. Totals.....	0	0	0	0	0

NONE

DETAILS OF WRITE-INS

1301.					0
1302.					0
1303.					0
1398. Summary of remaining write-ins for Line 13 from overflow page.....	0	0	0	0	0
1399. Total (Lines 1301 thru 1303 plus 1398)(Line 13 above).....	0	0	0	0	0

	Ordinary		Credit Life (Group and Individual)		Group		Industrial		Total	
	1 No.	2 Amount	3 No. of Ind. Pols. & Gr. Certifs.	4 Amount	5 No. of Certifs.	6 Amount	7 No.	8 Amount	9 No.	10 Amount
DIRECT DEATH BENEFITS AND MATURED ENDOWMENTS INCURRED										
16. Unpaid December 31, prior year.....									0	0
17. Incurred during current year.....									0	0
Settled during current year:										
18.1 By payment in full.....									0	0
18.2 By payment on compromised claims.....									0	0
18.3 Totals paid.....	0	0	0	0	0	0	0	0	0	0
18.4 Reduction by compromise.....									0	0
18.5 Amount rejected.....									0	0
18.6 Total settlements.....	0	0	0	0	0	0	0	0	0	0
19. Unpaid Dec. 31, current year (Lines 16 + 17 - 18.6).....	0	0	0	0	0	0	0	0	0	0
POLICY EXHIBIT										
20. In force December 31, prior year.....				(a).....	No. of Pol.				0	0
21. Issued during year.....									0	0
22. Other changes to in force (Net).....									0	0
23. In force December 31 of current year.....	0	0	0	(a).....	0	0	0	0	0	0

NONE

(a) Includes Individual Credit Life Insurance, prior year \$.....0 current year \$.....0.
 Includes Group Credit Life Insurance Loans less than or equal to 60 months at issue, prior year \$.....0 current year \$.....0.
 Loans greater than 60 months at issue BUT NOT GREATER THAN 120 MONTHS, prior year \$.....0 current year \$.....0.

ACCIDENT AND HEALTH INSURANCE

	1 Direct Premiums	2 Direct Premiums Earned	3 Dividends Paid Or Credited on Direct Business	4 Direct Losses Paid	5 Direct Losses Incurred
24. Group policies (b).....					
24.1 Federal Employee Health Benefits Program premium (b).....					
24.2 Credit (group and individual).....					
24.3 Collectively renewable policies (b).....					
24.4 Medicare Title XVIII exempt from state taxes or fees.....					
Other Individual Policies:					
25.1 Non-cancelable (b).....					
25.2 Guaranteed renewable (b).....					
25.3 Non-renewable for stated reasons only (b).....					
25.4 Other accident only.....					
25.5 All other (b).....					
25.6 Totals (Sum of Lines 25.1 to 25.5).....	0	0	0	0	0
26. Totals (Lines 24 + 24.1 + 24.2 + 24.3 + 24.4 + 25.6).....	0	0	0	0	0

NONE

(b) For health business on indicated lines report: Number of persons insured under PPO managed products.....0 and number of persons insured under indemnity only products.....0.



DIRECT BUSINESS IN THE STATE OF **NORTH DAKOTA** DURING THE YEAR
 NAIC Group Code....0901 NAIC Company Code....65269

LIFE INSURANCE

	1 Ordinary	2 Credit Life (Group and Individual)	3 Group	4 Industrial	5 Total
DIRECT PREMIUMS AND ANNUITY CONSIDERATIONS					
1. Life insurance.....					0
2. Annuity considerations.....					0
3. Deposit-type contract funds.....		XXX		XXX	0
4. Other considerations.....					0
5. Totals (Sum of Lines 1 to 4).....	0	0	0	0	0
DIRECT DIVIDENDS TO POLICYHOLDERS					
Life insurance:					
6.1 Paid in cash or left on deposit.....					0
6.2 Applied to pay renewal premiums.....					0
6.3 Applied to provide paid-up additions or shorten the endowment or premium-paying period.....					0
6.4 Other.....					0
6.5 Totals (Sum of Lines 6.1 to 6.4).....		0	0	0	0
Annuities:					
7.1 Paid in cash or left on deposit.....					0
7.2 Applied to provide paid-up annuities.....					0
7.3 Other.....					0
7.4 Totals (Sum of Lines 7.1 to 7.3).....	0	0	0	0	0
8. Grand Totals (Lines 6.5 + 7.4).....	0	0	0	0	0
DIRECT CLAIMS AND BENEFITS PAID					
9. Death benefits.....					0
10. Matured endowments.....					0
11. Annuity benefits.....					0
12. Surrender values and withdrawals for life contracts.....					0
13. Aggregate write-ins for miscellaneous direct claims and benefits paid.....	0	0	0	0	0
14. All other benefits, except accident and health.....					0
15. Totals.....	0	0	0	0	0

NONE

DETAILS OF WRITE-INS

1301.					0
1302.					0
1303.					0
1398. Summary of remaining write-ins for Line 13 from overflow page.....	0	0	0	0	0
1399. Total (Lines 1301 thru 1303 plus 1398)(Line 13 above).....	0	0	0	0	0

	Ordinary		Credit Life (Group and Individual)		Group		Industrial		Total	
	1 No.	2 Amount	3 No. of Ind. Pols. & Gr. Certifs.	4 Amount	5 No. of Certifs.	6 Amount	7 No.	8 Amount	9 No.	10 Amount
DIRECT DEATH BENEFITS AND MATURED ENDOWMENTS INCURRED										
16. Unpaid December 31, prior year.....									0	0
17. Incurred during current year.....									0	0
Settled during current year:										
18.1 By payment in full.....									0	0
18.2 By payment on compromised claims.....									0	0
18.3 Totals paid.....	0	0			0	0	0	0	0	0
18.4 Reduction by compromise.....									0	0
18.5 Amount rejected.....									0	0
18.6 Total settlements.....	0	0	0	0	0	0	0	0	0	0
19. Unpaid Dec. 31, current year (Lines 16 + 17 - 18.6).....	0	0	0	0	0	0	0	0	0	0
POLICY EXHIBIT										
20. In force December 31, prior year.....				(a).....					0	0
21. Issued during year.....									0	0
22. Other changes to in force (Net).....									0	0
23. In force December 31 of current year.....	0	0	0	(a).....	0	0	0	0	0	0

NONE

(a) Includes Individual Credit Life Insurance, prior year \$.....0 current year \$.....0.
 Includes Group Credit Life Insurance Loans less than or equal to 60 months at issue, prior year \$.....0 current year \$.....0.
 Loans greater than 60 months at issue BUT NOT GREATER THAN 120 MONTHS, prior year \$.....0 current year \$.....0.

ACCIDENT AND HEALTH INSURANCE

	1 Direct Premiums	2 Direct Premiums Earned	3 Dividends Paid Or Credited on Direct Business	4 Direct Losses Paid	5 Direct Losses Incurred
24. Group policies (b).....					
24.1 Federal Employee Health Benefits Program premium (b).....					
24.2 Credit (group and individual).....					
24.3 Collectively renewable policies (b).....					
24.4 Medicare Title XVIII exempt from state taxes or fees.....					
Other Individual Policies:					
25.1 Non-cancelable (b).....					
25.2 Guaranteed renewable (b).....					
25.3 Non-renewable for stated reasons only (b).....					
25.4 Other accident only.....					
25.5 All other (b).....					
25.6 Totals (Sum of Lines 25.1 to 25.5).....	0	0	0	0	0
26. Totals (Lines 24 + 24.1 + 24.2 + 24.3 + 24.4 + 25.6).....	0	0	0	0	0

NONE

(b) For health business on indicated lines report: Number of persons insured under PPO managed products.....0 and number of persons insured under indemnity only products.....0.



DIRECT BUSINESS IN THE STATE OF **NEBRASKA** DURING THE YEAR
 NAIC Group Code....0901 NAIC Company Code....65269

LIFE INSURANCE

	1 Ordinary	2 Credit Life (Group and Individual)	3 Group	4 Industrial	5 Total
DIRECT PREMIUMS AND ANNUITY CONSIDERATIONS					
1. Life insurance.....					0
2. Annuity considerations.....					0
3. Deposit-type contract funds.....		XXX		XXX	0
4. Other considerations.....					0
5. Totals (Sum of Lines 1 to 4).....	0	0	0	0	0
DIRECT DIVIDENDS TO POLICYHOLDERS					
Life insurance:					
6.1 Paid in cash or left on deposit.....					0
6.2 Applied to pay renewal premiums.....					0
6.3 Applied to provide paid-up additions or shorten the endowment or premium-paying period.....					0
6.4 Other.....					0
6.5 Totals (Sum of Lines 6.1 to 6.4).....	0	0	0	0	0
Annuities:					
7.1 Paid in cash or left on deposit.....					0
7.2 Applied to provide paid-up annuities.....					0
7.3 Other.....					0
7.4 Totals (Sum of Lines 7.1 to 7.3).....	0	0	0	0	0
8. Grand Totals (Lines 6.5 + 7.4).....	0	0	0	0	0
DIRECT CLAIMS AND BENEFITS PAID					
9. Death benefits.....					0
10. Matured endowments.....					0
11. Annuity benefits.....					0
12. Surrender values and withdrawals for life contracts.....					0
13. Aggregate write-ins for miscellaneous direct claims and benefits paid.....	0	0	0	0	0
14. All other benefits, except accident and health.....					0
15. Totals.....	0	0	0	0	0

NONE

DETAILS OF WRITE-INS

1301.					0
1302.					0
1303.					0
1398. Summary of remaining write-ins for Line 13 from overflow page.....	0	0	0	0	0
1399. Total (Lines 1301 thru 1303 plus 1398)(Line 13 above).....	0	0	0	0	0

	Ordinary		Credit Life (Group and Individual)		Group		Industrial		Total	
	1 No.	2 Amount	3 No. of Ind. Pols. & Gr. Certifs.	4 Amount	5 No. of Certifs.	6 Amount	7 No.	8 Amount	9 No.	10 Amount
DIRECT DEATH BENEFITS AND MATURED ENDOWMENTS INCURRED										
16. Unpaid December 31, prior year.....									0	0
17. Incurred during current year.....									0	0
Settled during current year:										
18.1 By payment in full.....									0	0
18.2 By payment on compromised claims.....									0	0
18.3 Totals paid.....	0	0	0	0	0	0	0	0	0	0
18.4 Reduction by compromise.....									0	0
18.5 Amount rejected.....									0	0
18.6 Total settlements.....	0	0	0	0	0	0	0	0	0	0
19. Unpaid Dec. 31, current year (Lines 16 + 17 - 18.6).....	0	0	0	0	0	0	0	0	0	0
POLICY EXHIBIT										
20. In force December 31, prior year.....				(a).....	No. of Pol.				0	0
21. Issued during year.....									0	0
22. Other changes to in force (Net).....									0	0
23. In force December 31 of current year.....	0	0	0	(a).....	0	0	0	0	0	0

NONE

(a) Includes Individual Credit Life Insurance, prior year \$.....0 current year \$.....0.
 Includes Group Credit Life Insurance Loans less than or equal to 60 months at issue, prior year \$.....0 current year \$.....0.
 Loans greater than 60 months at issue BUT NOT GREATER THAN 120 MONTHS, prior year \$.....0 current year \$.....0.

ACCIDENT AND HEALTH INSURANCE

	1 Direct Premiums	2 Direct Premiums Earned	3 Dividends Paid Or Credited on Direct Business	4 Direct Losses Paid	5 Direct Losses Incurred
24. Group policies (b).....					
24.1 Federal Employee Health Benefits Program premium (b).....					
24.2 Credit (group and individual).....					
24.3 Collectively renewable policies (b).....					
24.4 Medicare Title XVIII exempt from state taxes or fees.....					
Other Individual Policies:					
25.1 Non-cancelable (b).....					
25.2 Guaranteed renewable (b).....					
25.3 Non-renewable for stated reasons only (b).....					
25.4 Other accident only.....					
25.5 All other (b).....					
25.6 Totals (Sum of Lines 25.1 to 25.5).....	0	0	0	0	0
26. Totals (Lines 24 + 24.1 + 24.2 + 24.3 + 24.4 + 25.6).....	0	0	0	0	0

NONE

(b) For health business on indicated lines report: Number of persons insured under PPO managed products.....0 and number of persons insured under indemnity only products.....0.



DIRECT BUSINESS IN THE STATE OF **NEW HAMPSHIRE** DURING THE YEAR
 NAIC Group Code....0901 NAIC Company Code....65269

LIFE INSURANCE

	1 Ordinary	2 Credit Life (Group and Individual)	3 Group	4 Industrial	5 Total
DIRECT PREMIUMS AND ANNUITY CONSIDERATIONS					
1. Life insurance.....					0
2. Annuity considerations.....					0
3. Deposit-type contract funds.....		XXX		XXX	0
4. Other considerations.....					0
5. Totals (Sum of Lines 1 to 4).....	0	0	0	0	0
DIRECT DIVIDENDS TO POLICYHOLDERS					
Life insurance:					
6.1 Paid in cash or left on deposit.....					0
6.2 Applied to pay renewal premiums.....					0
6.3 Applied to provide paid-up additions or shorten the endowment or premium-paying period.....					0
6.4 Other.....					0
6.5 Totals (Sum of Lines 6.1 to 6.4).....	0	0	0	0	0
Annuities:					
7.1 Paid in cash or left on deposit.....					0
7.2 Applied to provide paid-up annuities.....					0
7.3 Other.....					0
7.4 Totals (Sum of Lines 7.1 to 7.3).....	0	0	0	0	0
8. Grand Totals (Lines 6.5 + 7.4).....	0	0	0	0	0
DIRECT CLAIMS AND BENEFITS PAID					
9. Death benefits.....					0
10. Matured endowments.....					0
11. Annuity benefits.....					0
12. Surrender values and withdrawals for life contracts.....					0
13. Aggregate write-ins for miscellaneous direct claims and benefits paid.....	0	0	0	0	0
14. All other benefits, except accident and health.....					0
15. Totals.....	0	0	0	0	0

NONE

DETAILS OF WRITE-INS

1301.					0
1302.					0
1303.					0
1398. Summary of remaining write-ins for Line 13 from overflow page.....	0	0	0	0	0
1399. Total (Lines 1301 thru 1303 plus 1398)(Line 13 above).....	0	0	0	0	0

	Ordinary		Credit Life (Group and Individual)		Group		Industrial		Total	
	1 No.	2 Amount	3 No. of Ind. Pols. & Gr. Certifs.	4 Amount	5 No. of Certifs.	6 Amount	7 No.	8 Amount	9 No.	10 Amount
DIRECT DEATH BENEFITS AND MATURED ENDOWMENTS INCURRED										
16. Unpaid December 31, prior year.....									0	0
17. Incurred during current year.....									0	0
Settled during current year:										
18.1 By payment in full.....									0	0
18.2 By payment on compromised claims.....									0	0
18.3 Totals paid.....	0	0	0	0	0	0	0	0	0	0
18.4 Reduction by compromise.....									0	0
18.5 Amount rejected.....									0	0
18.6 Total settlements.....	0	0	0	0	0	0	0	0	0	0
19. Unpaid Dec. 31, current year (Lines 16 + 17 - 18.6).....	0	0	0	0	0	0	0	0	0	0
POLICY EXHIBIT										
20. In force December 31, prior year.....				(a).....	No. of Pol.				0	0
21. Issued during year.....									0	0
22. Other changes to in force (Net).....									0	0
23. In force December 31 of current year.....	0	0	0	(a).....	0	0	0	0	0	0

NONE

(a) Includes Individual Credit Life Insurance, prior year \$.....0 current year \$.....0.
 Includes Group Credit Life Insurance Loans less than or equal to 60 months at issue, prior year \$.....0 current year \$.....0.
 Loans greater than 60 months at issue BUT NOT GREATER THAN 120 MONTHS, prior year \$.....0 current year \$.....0.

ACCIDENT AND HEALTH INSURANCE

	1 Direct Premiums	2 Direct Premiums Earned	3 Dividends Paid Or Credited on Direct Business	4 Direct Losses Paid	5 Direct Losses Incurred
24. Group policies (b).....					
24.1 Federal Employee Health Benefits Program premium (b).....					
24.2 Credit (group and individual).....					
24.3 Collectively renewable policies (b).....					
24.4 Medicare Title XVIII exempt from state taxes or fees.....					
Other Individual Policies:					
25.1 Non-cancelable (b).....					
25.2 Guaranteed renewable (b).....					
25.3 Non-renewable for stated reasons only (b).....					
25.4 Other accident only.....					
25.5 All other (b).....					
25.6 Totals (Sum of Lines 25.1 to 25.5).....	0	0	0	0	0
26. Totals (Lines 24 + 24.1 + 24.2 + 24.3 + 24.4 + 25.6).....	0	0	0	0	0

NONE

(b) For health business on indicated lines report: Number of persons insured under PPO managed products.....0 and number of persons insured under indemnity only products.....0.



DIRECT BUSINESS IN THE STATE OF **NEW JERSEY** DURING THE YEAR
 NAIC Group Code....0901 NAIC Company Code....65269

LIFE INSURANCE

	1 Ordinary	2 Credit Life (Group and Individual)	3 Group	4 Industrial	5 Total
DIRECT PREMIUMS AND ANNUITY CONSIDERATIONS					
1. Life insurance.....					0
2. Annuity considerations.....					0
3. Deposit-type contract funds.....		XXX		XXX	0
4. Other considerations.....					0
5. Totals (Sum of Lines 1 to 4).....	0	0	0	0	0
DIRECT DIVIDENDS TO POLICYHOLDERS					
Life insurance:					
6.1 Paid in cash or left on deposit.....					0
6.2 Applied to pay renewal premiums.....					0
6.3 Applied to provide paid-up additions or shorten the endowment or premium-paying period.....					0
6.4 Other.....					0
6.5 Totals (Sum of Lines 6.1 to 6.4).....	0	0	0	0	0
Annuities:					
7.1 Paid in cash or left on deposit.....					0
7.2 Applied to provide paid-up annuities.....					0
7.3 Other.....					0
7.4 Totals (Sum of Lines 7.1 to 7.3).....	0	0	0	0	0
8. Grand Totals (Lines 6.5 + 7.4).....	0	0	0	0	0
DIRECT CLAIMS AND BENEFITS PAID					
9. Death benefits.....					0
10. Matured endowments.....					0
11. Annuity benefits.....					0
12. Surrender values and withdrawals for life contracts.....					0
13. Aggregate write-ins for miscellaneous direct claims and benefits paid.....	0	0	0	0	0
14. All other benefits, except accident and health.....					0
15. Totals.....	0	0	0	0	0

NONE

DETAILS OF WRITE-INS

1301.					0
1302.					0
1303.					0
1398. Summary of remaining write-ins for Line 13 from overflow page.....	0	0	0	0	0
1399. Total (Lines 1301 thru 1303 plus 1398)(Line 13 above).....	0	0	0	0	0

	Ordinary		Credit Life (Group and Individual)		Group		Industrial		Total	
	1 No.	2 Amount	3 No. of Ind. Pols. & Gr. Certifs.	4 Amount	5 No. of Certifs.	6 Amount	7 No.	8 Amount	9 No.	10 Amount
DIRECT DEATH BENEFITS AND MATURED ENDOWMENTS INCURRED										
16. Unpaid December 31, prior year.....									0	0
17. Incurred during current year.....									0	0
Settled during current year:										
18.1 By payment in full.....									0	0
18.2 By payment on compromised claims.....									0	0
18.3 Totals paid.....	0	0	0	0	0	0	0	0	0	0
18.4 Reduction by compromise.....									0	0
18.5 Amount rejected.....									0	0
18.6 Total settlements.....	0	0	0	0	0	0	0	0	0	0
19. Unpaid Dec. 31, current year (Lines 16 + 17 - 18.6).....	0	0	0	0	0	0	0	0	0	0
POLICY EXHIBIT										
20. In force December 31, prior year.....				(a).....					0	0
21. Issued during year.....									0	0
22. Other changes to in force (Net).....									0	0
23. In force December 31 of current year.....	0	0	0	(a).....	0	0	0	0	0	0

NONE

(a) Includes Individual Credit Life Insurance, prior year \$.....0 current year \$.....0.
 Includes Group Credit Life Insurance Loans less than or equal to 60 months at issue, prior year \$.....0 current year \$.....0.
 Loans greater than 60 months at issue BUT NOT GREATER THAN 120 MONTHS, prior year \$.....0 current year \$.....0.

ACCIDENT AND HEALTH INSURANCE

	1 Direct Premiums	2 Direct Premiums Earned	3 Dividends Paid Or Credited on Direct Business	4 Direct Losses Paid	5 Direct Losses Incurred
24. Group policies (b).....					
24.1 Federal Employee Health Benefits Program premium (b).....					
24.2 Credit (group and individual).....					
24.3 Collectively renewable policies (b).....					
24.4 Medicare Title XVIII exempt from state taxes or fees.....					
Other Individual Policies:					
25.1 Non-cancelable (b).....					
25.2 Guaranteed renewable (b).....					
25.3 Non-renewable for stated reasons only (b).....					
25.4 Other accident only.....					
25.5 All other (b).....					
25.6 Totals (Sum of Lines 25.1 to 25.5).....	0	0	0	0	0
26. Totals (Lines 24 + 24.1 + 24.2 + 24.3 + 24.4 + 25.6).....	0	0	0	0	0

NONE

(b) For health business on indicated lines report: Number of persons insured under PPO managed products.....0 and number of persons insured under indemnity only products.....0.



DIRECT BUSINESS IN THE STATE OF **NEW MEXICO** DURING THE YEAR
 NAIC Group Code....0901 NAIC Company Code....65269

LIFE INSURANCE

	1 Ordinary	2 Credit Life (Group and Individual)	3 Group	4 Industrial	5 Total
DIRECT PREMIUMS AND ANNUITY CONSIDERATIONS					
1. Life insurance.....					0
2. Annuity considerations.....					0
3. Deposit-type contract funds.....		XXX		XXX	0
4. Other considerations.....					0
5. Totals (Sum of Lines 1 to 4).....	0	0	0	0	0
DIRECT DIVIDENDS TO POLICYHOLDERS					
Life insurance:					
6.1 Paid in cash or left on deposit.....					0
6.2 Applied to pay renewal premiums.....					0
6.3 Applied to provide paid-up additions or shorten the endowment or premium-paying period.....					0
6.4 Other.....					0
6.5 Totals (Sum of Lines 6.1 to 6.4).....	0	0	0	0	0
Annuities:					
7.1 Paid in cash or left on deposit.....					0
7.2 Applied to provide paid-up annuities.....					0
7.3 Other.....					0
7.4 Totals (Sum of Lines 7.1 to 7.3).....	0	0	0	0	0
8. Grand Totals (Lines 6.5 + 7.4).....	0	0	0	0	0
DIRECT CLAIMS AND BENEFITS PAID					
9. Death benefits.....					0
10. Matured endowments.....					0
11. Annuity benefits.....					0
12. Surrender values and withdrawals for life contracts.....					0
13. Aggregate write-ins for miscellaneous direct claims and benefits paid.....	0	0	0	0	0
14. All other benefits, except accident and health.....					0
15. Totals.....	0	0	0	0	0

NONE

DETAILS OF WRITE-INS

1301.					0
1302.					0
1303.					0
1398. Summary of remaining write-ins for Line 13 from overflow page.....	0	0	0	0	0
1399. Total (Lines 1301 thru 1303 plus 1398)(Line 13 above).....	0	0	0	0	0

	Ordinary		Credit Life (Group and Individual)		Group		Industrial		Total	
	1 No.	2 Amount	3 No. of Ind. Pols. & Gr. Certifs.	4 Amount	5 No. of Certifs.	6 Amount	7 No.	8 Amount	9 No.	10 Amount
DIRECT DEATH BENEFITS AND MATURED ENDOWMENTS INCURRED										
16. Unpaid December 31, prior year.....									0	0
17. Incurred during current year.....									0	0
Settled during current year:										
18.1 By payment in full.....									0	0
18.2 By payment on compromised claims.....									0	0
18.3 Totals paid.....	0	0	0	0	0	0	0	0	0	0
18.4 Reduction by compromise.....									0	0
18.5 Amount rejected.....									0	0
18.6 Total settlements.....	0	0	0	0	0	0	0	0	0	0
19. Unpaid Dec. 31, current year (Lines 16 + 17 - 18.6).....	0	0	0	0	0	0	0	0	0	0
POLICY EXHIBIT										
20. In force December 31, prior year.....				(a).....					0	0
21. Issued during year.....									0	0
22. Other changes to in force (Net).....									0	0
23. In force December 31 of current year.....	0	0	0	(a).....	0	0	0	0	0	0

NONE

(a) Includes Individual Credit Life Insurance, prior year \$.....0 current year \$.....0.
 Includes Group Credit Life Insurance Loans less than or equal to 60 months at issue, prior year \$.....0 current year \$.....0.
 Loans greater than 60 months at issue BUT NOT GREATER THAN 120 MONTHS, prior year \$.....0 current year \$.....0.

ACCIDENT AND HEALTH INSURANCE

	1 Direct Premiums	2 Direct Premiums Earned	3 Dividends Paid Or Credited on Direct Business	4 Direct Losses Paid	5 Direct Losses Incurred
24. Group policies (b).....					
24.1 Federal Employee Health Benefits Program premium (b).....					
24.2 Credit (group and individual).....					
24.3 Collectively renewable policies (b).....					
24.4 Medicare Title XVIII exempt from state taxes or fees.....					
Other Individual Policies:					
25.1 Non-cancelable (b).....					
25.2 Guaranteed renewable (b).....					
25.3 Non-renewable for stated reasons only (b).....					
25.4 Other accident only.....					
25.5 All other (b).....					
25.6 Totals (Sum of Lines 25.1 to 25.5).....	0	0	0	0	0
26. Totals (Lines 24 + 24.1 + 24.2 + 24.3 + 24.4 + 25.6).....	0	0	0	0	0

NONE

(b) For health business on indicated lines report: Number of persons insured under PPO managed products.....0 and number of persons insured under indemnity only products.....0.



DIRECT BUSINESS IN THE STATE OF **NEVADA** DURING THE YEAR
 NAIC Group Code....0901 NAIC Company Code....65269

LIFE INSURANCE

	1 Ordinary	2 Credit Life (Group and Individual)	3 Group	4 Industrial	5 Total
DIRECT PREMIUMS AND ANNUITY CONSIDERATIONS					
1. Life insurance.....					0
2. Annuity considerations.....					0
3. Deposit-type contract funds.....		XXX		XXX	0
4. Other considerations.....					0
5. Totals (Sum of Lines 1 to 4).....	0	0	0	0	0
DIRECT DIVIDENDS TO POLICYHOLDERS					
Life insurance:					
6.1 Paid in cash or left on deposit.....					0
6.2 Applied to pay renewal premiums.....					0
6.3 Applied to provide paid-up additions or shorten the endowment or premium-paying period.....					0
6.4 Other.....					0
6.5 Totals (Sum of Lines 6.1 to 6.4).....	0	0	0	0	0
Annuities:					
7.1 Paid in cash or left on deposit.....					0
7.2 Applied to provide paid-up annuities.....					0
7.3 Other.....					0
7.4 Totals (Sum of Lines 7.1 to 7.3).....	0	0	0	0	0
8. Grand Totals (Lines 6.5 + 7.4).....	0	0	0	0	0
DIRECT CLAIMS AND BENEFITS PAID					
9. Death benefits.....					0
10. Matured endowments.....					0
11. Annuity benefits.....					0
12. Surrender values and withdrawals for life contracts.....					0
13. Aggregate write-ins for miscellaneous direct claims and benefits paid.....	0	0	0	0	0
14. All other benefits, except accident and health.....					0
15. Totals.....	0	0	0	0	0

NONE

DETAILS OF WRITE-INS

1301.					0
1302.					0
1303.					0
1398. Summary of remaining write-ins for Line 13 from overflow page.....	0	0	0	0	0
1399. Total (Lines 1301 thru 1303 plus 1398)(Line 13 above).....	0	0	0	0	0

	Ordinary		Credit Life (Group and Individual)		Group		Industrial		Total	
	1 No.	2 Amount	3 No. of Ind. Pols. & Gr. Certifs.	4 Amount	5 No. of Certifs.	6 Amount	7 No.	8 Amount	9 No.	10 Amount
DIRECT DEATH BENEFITS AND MATURED ENDOWMENTS INCURRED										
16. Unpaid December 31, prior year.....									0	0
17. Incurred during current year.....									0	0
Settled during current year:										
18.1 By payment in full.....									0	0
18.2 By payment on compromised claims.....									0	0
18.3 Totals paid.....	0	0	0	0	0	0	0	0	0	0
18.4 Reduction by compromise.....									0	0
18.5 Amount rejected.....									0	0
18.6 Total settlements.....	0	0	0	0	0	0	0	0	0	0
19. Unpaid Dec. 31, current year (Lines 16 + 17 - 18.6).....	0	0	0	0	0	0	0	0	0	0
POLICY EXHIBIT										
20. In force December 31, prior year.....				(a).....					0	0
21. Issued during year.....									0	0
22. Other changes to in force (Net).....									0	0
23. In force December 31 of current year.....	0	0	0	(a).....	0	0	0	0	0	0

NONE

(a) Includes Individual Credit Life Insurance, prior year \$.....0 current year \$.....0.
 Includes Group Credit Life Insurance Loans less than or equal to 60 months at issue, prior year \$.....0 current year \$.....0.
 Loans greater than 60 months at issue BUT NOT GREATER THAN 120 MONTHS, prior year \$.....0 current year \$.....0.

ACCIDENT AND HEALTH INSURANCE

	1 Direct Premiums	2 Direct Premiums Earned	3 Dividends Paid Or Credited on Direct Business	4 Direct Losses Paid	5 Direct Losses Incurred
24. Group policies (b).....					
24.1 Federal Employee Health Benefits Program premium (b).....					
24.2 Credit (group and individual).....					
24.3 Collectively renewable policies (b).....					
24.4 Medicare Title XVIII exempt from state taxes or fees.....					
Other Individual Policies:					
25.1 Non-cancelable (b).....					
25.2 Guaranteed renewable (b).....					
25.3 Non-renewable for stated reasons only (b).....					
25.4 Other accident only.....					
25.5 All other (b).....					
25.6 Totals (Sum of Lines 25.1 to 25.5).....	0	0	0	0	0
26. Totals (Lines 24 + 24.1 + 24.2 + 24.3 + 24.4 + 25.6).....	0	0	0	0	0

NONE

(b) For health business on indicated lines report: Number of persons insured under PPO managed products.....0 and number of persons insured under indemnity only products.....0.



DIRECT BUSINESS IN THE STATE OF **NEW YORK** DURING THE YEAR
 NAIC Group Code....0901 NAIC Company Code....65269

LIFE INSURANCE

	1 Ordinary	2 Credit Life (Group and Individual)	3 Group	4 Industrial	5 Total
DIRECT PREMIUMS AND ANNUITY CONSIDERATIONS					
1. Life insurance.....					0
2. Annuity considerations.....					0
3. Deposit-type contract funds.....		XXX		XXX	0
4. Other considerations.....					0
5. Totals (Sum of Lines 1 to 4).....	0	0	0	0	0
DIRECT DIVIDENDS TO POLICYHOLDERS					
Life insurance:					
6.1 Paid in cash or left on deposit.....					0
6.2 Applied to pay renewal premiums.....					0
6.3 Applied to provide paid-up additions or shorten the endowment or premium-paying period.....					0
6.4 Other.....					0
6.5 Totals (Sum of Lines 6.1 to 6.4).....	0	0	0	0	0
Annuities:					
7.1 Paid in cash or left on deposit.....					0
7.2 Applied to provide paid-up annuities.....					0
7.3 Other.....					0
7.4 Totals (Sum of Lines 7.1 to 7.3).....	0	0	0	0	0
8. Grand Totals (Lines 6.5 + 7.4).....	0	0	0	0	0
DIRECT CLAIMS AND BENEFITS PAID					
9. Death benefits.....					0
10. Matured endowments.....					0
11. Annuity benefits.....					0
12. Surrender values and withdrawals for life contracts.....					0
13. Aggregate write-ins for miscellaneous direct claims and benefits paid.....	0	0	0	0	0
14. All other benefits, except accident and health.....					0
15. Totals.....	0	0	0	0	0

NONE

DETAILS OF WRITE-INS

1301.					0
1302.					0
1303.					0
1398. Summary of remaining write-ins for Line 13 from overflow page.....	0	0	0	0	0
1399. Total (Lines 1301 thru 1303 plus 1398)(Line 13 above).....	0	0	0	0	0

	Ordinary		Credit Life (Group and Individual)		Group		Industrial		Total	
	1 No.	2 Amount	3 No. of Ind. Pols. & Gr. Certifs.	4 Amount	5 No. of Certifs.	6 Amount	7 No.	8 Amount	9 No.	10 Amount
DIRECT DEATH BENEFITS AND MATURED ENDOWMENTS INCURRED										
16. Unpaid December 31, prior year.....									0	0
17. Incurred during current year.....									0	0
Settled during current year:										
18.1 By payment in full.....									0	0
18.2 By payment on compromised claims.....									0	0
18.3 Totals paid.....	0	0	0	0	0	0	0	0	0	0
18.4 Reduction by compromise.....									0	0
18.5 Amount rejected.....									0	0
18.6 Total settlements.....	0	0	0	0	0	0	0	0	0	0
19. Unpaid Dec. 31, current year (Lines 16 + 17 - 18.6).....	0	0	0	0	0	0	0	0	0	0
POLICY EXHIBIT										
20. In force December 31, prior year.....				(a).....					0	0
21. Issued during year.....									0	0
22. Other changes to in force (Net).....									0	0
23. In force December 31 of current year.....	0	0	0	(a).....	0	0	0	0	0	0

NONE

(a) Includes Individual Credit Life Insurance, prior year \$.....0 current year \$.....0.
 Includes Group Credit Life Insurance Loans less than or equal to 60 months at issue, prior year \$.....0 current year \$.....0.
 Loans greater than 60 months at issue BUT NOT GREATER THAN 120 MONTHS, prior year \$.....0 current year \$.....0.

ACCIDENT AND HEALTH INSURANCE

	1 Direct Premiums	2 Direct Premiums Earned	3 Dividends Paid Or Credited on Direct Business	4 Direct Losses Paid	5 Direct Losses Incurred
24. Group policies (b).....					
24.1 Federal Employee Health Benefits Program premium (b).....					
24.2 Credit (group and individual).....					
24.3 Collectively renewable policies (b).....					
24.4 Medicare Title XVIII exempt from state taxes or fees.....					
Other Individual Policies:					
25.1 Non-cancelable (b).....					
25.2 Guaranteed renewable (b).....					
25.3 Non-renewable for stated reasons only (b).....					
25.4 Other accident only.....					
25.5 All other (b).....					
25.6 Totals (Sum of Lines 25.1 to 25.5).....	0	0	0	0	0
26. Totals (Lines 24 + 24.1 + 24.2 + 24.3 + 24.4 + 25.6).....	0	0	0	0	0

NONE

(b) For health business on indicated lines report: Number of persons insured under PPO managed products.....0 and number of persons insured under indemnity only products.....0.



DIRECT BUSINESS IN THE STATE OF OHIO DURING THE YEAR
 NAIC Group Code....0901 NAIC Company Code....65269

LIFE INSURANCE

	1 Ordinary	2 Credit Life (Group and Individual)	3 Group	4 Industrial	5 Total
DIRECT PREMIUMS AND ANNUITY CONSIDERATIONS					
1. Life insurance.....					0
2. Annuity considerations.....					0
3. Deposit-type contract funds.....		XXX		XXX	0
4. Other considerations.....					0
5. Totals (Sum of Lines 1 to 4).....	0	0	0	0	0
DIRECT DIVIDENDS TO POLICYHOLDERS					
Life insurance:					
6.1 Paid in cash or left on deposit.....					0
6.2 Applied to pay renewal premiums.....					0
6.3 Applied to provide paid-up additions or shorten the endowment or premium-paying period.....					0
6.4 Other.....					0
6.5 Totals (Sum of Lines 6.1 to 6.4).....	0	0	0	0	0
Annuities:					
7.1 Paid in cash or left on deposit.....					0
7.2 Applied to provide paid-up annuities.....					0
7.3 Other.....					0
7.4 Totals (Sum of Lines 7.1 to 7.3).....	0	0	0	0	0
8. Grand Totals (Lines 6.5 + 7.4).....	0	0	0	0	0
DIRECT CLAIMS AND BENEFITS PAID					
9. Death benefits.....					0
10. Matured endowments.....					0
11. Annuity benefits.....					0
12. Surrender values and withdrawals for life contracts.....					0
13. Aggregate write-ins for miscellaneous direct claims and benefits paid.....	0	0	0	0	0
14. All other benefits, except accident and health.....					0
15. Totals.....	0	0	0	0	0

NONE

DETAILS OF WRITE-INS

1301.					0
1302.					0
1303.					0
1398. Summary of remaining write-ins for Line 13 from overflow page.....	0	0	0	0	0
1399. Total (Lines 1301 thru 1303 plus 1398)(Line 13 above).....	0	0	0	0	0

	Ordinary		Credit Life (Group and Individual)		Group		Industrial		Total	
	1 No.	2 Amount	3 No. of Ind. Pols. & Gr. Certifs.	4 Amount	5 No. of Certifs.	6 Amount	7 No.	8 Amount	9 No.	10 Amount
DIRECT DEATH BENEFITS AND MATURED ENDOWMENTS INCURRED										
16. Unpaid December 31, prior year.....									0	0
17. Incurred during current year.....									0	0
Settled during current year:										
18.1 By payment in full.....									0	0
18.2 By payment on compromised claims.....									0	0
18.3 Totals paid.....	0	0	0	0	0	0	0	0	0	0
18.4 Reduction by compromise.....									0	0
18.5 Amount rejected.....									0	0
18.6 Total settlements.....	0	0	0	0	0	0	0	0	0	0
19. Unpaid Dec. 31, current year (Lines 16 + 17 - 18.6).....	0	0	0	0	0	0	0	0	0	0
POLICY EXHIBIT										
20. In force December 31, prior year.....				(a).....					0	0
21. Issued during year.....									0	0
22. Other changes to in force (Net).....									0	0
23. In force December 31 of current year.....	0	0	0	(a).....	0	0	0	0	0	0

NONE

(a) Includes Individual Credit Life Insurance, prior year \$.....0 current year \$.....0.
 Includes Group Credit Life Insurance Loans less than or equal to 60 months at issue, prior year \$.....0 current year \$.....0.
 Loans greater than 60 months at issue BUT NOT GREATER THAN 120 MONTHS, prior year \$.....0 current year \$.....0.

ACCIDENT AND HEALTH INSURANCE

	1 Direct Premiums	2 Direct Premiums Earned	3 Dividends Paid Or Credited on Direct Business	4 Direct Losses Paid	5 Direct Losses Incurred
24. Group policies (b).....					
24.1 Federal Employee Health Benefits Program premium (b).....					
24.2 Credit (group and individual).....					
24.3 Collectively renewable policies (b).....					
24.4 Medicare Title XVIII exempt from state taxes or fees.....					
Other Individual Policies:					
25.1 Non-cancelable (b).....					
25.2 Guaranteed renewable (b).....					
25.3 Non-renewable for stated reasons only (b).....					
25.4 Other accident only.....					
25.5 All other (b).....					
25.6 Totals (Sum of Lines 25.1 to 25.5).....	0	0	0	0	0
26. Totals (Lines 24 + 24.1 + 24.2 + 24.3 + 24.4 + 25.6).....	0	0	0	0	0

NONE

(b) For health business on indicated lines report: Number of persons insured under PPO managed products.....0 and number of persons insured under indemnity only products.....0.



DIRECT BUSINESS IN THE STATE OF **OKLAHOMA** DURING THE YEAR
 NAIC Group Code....0901 NAIC Company Code....65269

LIFE INSURANCE

	1 Ordinary	2 Credit Life (Group and Individual)	3 Group	4 Industrial	5 Total
DIRECT PREMIUMS AND ANNUITY CONSIDERATIONS					
1. Life insurance.....					0
2. Annuity considerations.....					0
3. Deposit-type contract funds.....		XXX		XXX	0
4. Other considerations.....					0
5. Totals (Sum of Lines 1 to 4).....	0	0	0	0	0
DIRECT DIVIDENDS TO POLICYHOLDERS					
Life insurance:					
6.1 Paid in cash or left on deposit.....					0
6.2 Applied to pay renewal premiums.....					0
6.3 Applied to provide paid-up additions or shorten the endowment or premium-paying period.....					0
6.4 Other.....					0
6.5 Totals (Sum of Lines 6.1 to 6.4).....	0	0	0	0	0
Annuities:					
7.1 Paid in cash or left on deposit.....					0
7.2 Applied to provide paid-up annuities.....					0
7.3 Other.....					0
7.4 Totals (Sum of Lines 7.1 to 7.3).....	0	0	0	0	0
8. Grand Totals (Lines 6.5 + 7.4).....	0	0	0	0	0
DIRECT CLAIMS AND BENEFITS PAID					
9. Death benefits.....					0
10. Matured endowments.....					0
11. Annuity benefits.....					0
12. Surrender values and withdrawals for life contracts.....					0
13. Aggregate write-ins for miscellaneous direct claims and benefits paid.....	0	0	0	0	0
14. All other benefits, except accident and health.....					0
15. Totals.....	0	0	0	0	0

NONE

DETAILS OF WRITE-INS

1301.					0
1302.					0
1303.					0
1398. Summary of remaining write-ins for Line 13 from overflow page.....	0	0	0	0	0
1399. Total (Lines 1301 thru 1303 plus 1398)(Line 13 above).....	0	0	0	0	0

	Ordinary		Credit Life (Group and Individual)		Group		Industrial		Total	
	1 No.	2 Amount	3 No. of Ind. Pols. & Gr. Certifs.	4 Amount	5 No. of Certifs.	6 Amount	7 No.	8 Amount	9 No.	10 Amount
DIRECT DEATH BENEFITS AND MATURED ENDOWMENTS INCURRED										
16. Unpaid December 31, prior year.....									0	0
17. Incurred during current year.....									0	0
Settled during current year:										
18.1 By payment in full.....									0	0
18.2 By payment on compromised claims.....									0	0
18.3 Totals paid.....	0	0	0	0	0	0	0	0	0	0
18.4 Reduction by compromise.....									0	0
18.5 Amount rejected.....									0	0
18.6 Total settlements.....	0	0	0	0	0	0	0	0	0	0
19. Unpaid Dec. 31, current year (Lines 16 + 17 - 18.6).....	0	0	0	0	0	0	0	0	0	0
POLICY EXHIBIT										
20. In force December 31, prior year.....				(a).....					0	0
21. Issued during year.....									0	0
22. Other changes to in force (Net).....									0	0
23. In force December 31 of current year.....	0	0	0	(a).....	0	0	0	0	0	0

NONE

(a) Includes Individual Credit Life Insurance, prior year \$.....0 current year \$.....0.
 Includes Group Credit Life Insurance Loans less than or equal to 60 months at issue, prior year \$.....0 current year \$.....0.
 Loans greater than 60 months at issue BUT NOT GREATER THAN 120 MONTHS, prior year \$.....0 current year \$.....0.

ACCIDENT AND HEALTH INSURANCE

	1 Direct Premiums	2 Direct Premiums Earned	3 Dividends Paid Or Credited on Direct Business	4 Direct Losses Paid	5 Direct Losses Incurred
24. Group policies (b).....					
24.1 Federal Employee Health Benefits Program premium (b).....					
24.2 Credit (group and individual).....					
24.3 Collectively renewable policies (b).....					
24.4 Medicare Title XVIII exempt from state taxes or fees.....					
Other Individual Policies:					
25.1 Non-cancelable (b).....					
25.2 Guaranteed renewable (b).....					
25.3 Non-renewable for stated reasons only (b).....					
25.4 Other accident only.....					
25.5 All other (b).....					
25.6 Totals (Sum of Lines 25.1 to 25.5).....	0	0	0	0	0
26. Totals (Lines 24 + 24.1 + 24.2 + 24.3 + 24.4 + 25.6).....	0	0	0	0	0

NONE

(b) For health business on indicated lines report: Number of persons insured under PPO managed products.....0 and number of persons insured under indemnity only products.....0.



DIRECT BUSINESS IN THE STATE OF **OREGON** DURING THE YEAR

NAIC Group Code....0901

NAIC Company Code....65269

LIFE INSURANCE

	1 Ordinary	2 Credit Life (Group and Individual)	3 Group	4 Industrial	5 Total
DIRECT PREMIUMS AND ANNUITY CONSIDERATIONS					
1. Life insurance.....					0
2. Annuity considerations.....					0
3. Deposit-type contract funds.....		XXX		XXX	0
4. Other considerations.....					0
5. Totals (Sum of Lines 1 to 4).....	0	0	0	0	0
DIRECT DIVIDENDS TO POLICYHOLDERS					
Life insurance:					
6.1 Paid in cash or left on deposit.....					0
6.2 Applied to pay renewal premiums.....					0
6.3 Applied to provide paid-up additions or shorten the endowment or premium-paying period.....					0
6.4 Other.....					0
6.5 Totals (Sum of Lines 6.1 to 6.4).....	0	0	0	0	0
Annuities:					
7.1 Paid in cash or left on deposit.....					0
7.2 Applied to provide paid-up annuities.....					0
7.3 Other.....					0
7.4 Totals (Sum of Lines 7.1 to 7.3).....	0	0	0	0	0
8. Grand Totals (Lines 6.5 + 7.4).....	0	0	0	0	0
DIRECT CLAIMS AND BENEFITS PAID					
9. Death benefits.....					0
10. Matured endowments.....					0
11. Annuity benefits.....					0
12. Surrender values and withdrawals for life contracts.....					0
13. Aggregate write-ins for miscellaneous direct claims and benefits paid.....	0	0	0	0	0
14. All other benefits, except accident and health.....					0
15. Totals.....	0	0	0	0	0

NONE

DETAILS OF WRITE-INS

1301.					0
1302.					0
1303.					0
1398. Summary of remaining write-ins for Line 13 from overflow page.....	0	0	0	0	0
1399. Total (Lines 1301 thru 1303 plus 1398)(Line 13 above).....	0	0	0	0	0

	Ordinary		Credit Life (Group and Individual)		Group		Industrial		Total	
	1 No.	2 Amount	3 No. of Ind. Pols. & Gr. Certifs.	4 Amount	5 No. of Certifs.	6 Amount	7 No.	8 Amount	9 No.	10 Amount
DIRECT DEATH BENEFITS AND MATURED ENDOWMENTS INCURRED										
16. Unpaid December 31, prior year.....									0	0
17. Incurred during current year.....									0	0
Settled during current year:										
18.1 By payment in full.....									0	0
18.2 By payment on compromised claims.....									0	0
18.3 Totals paid.....	0	0	0	0	0	0	0	0	0	0
18.4 Reduction by compromise.....									0	0
18.5 Amount rejected.....									0	0
18.6 Total settlements.....	0	0	0	0	0	0	0	0	0	0
19. Unpaid Dec. 31, current year (Lines 16 + 17 - 18.6).....	0	0	0	0	0	0	0	0	0	0
POLICY EXHIBIT										
20. In force December 31, prior year.....				(a).....					0	0
21. Issued during year.....									0	0
22. Other changes to in force (Net).....									0	0
23. In force December 31 of current year.....	0	0	0	(a).....	0	0	0	0	0	0

NONE

(a) Includes Individual Credit Life Insurance, prior year \$.....0 current year \$.....0.
Includes Group Credit Life Insurance Loans less than or equal to 60 months at issue, prior year \$.....0 current year \$.....0.
Loans greater than 60 months at issue BUT NOT GREATER THAN 120 MONTHS, prior year \$.....0 current year \$.....0.

ACCIDENT AND HEALTH INSURANCE

	1 Direct Premiums	2 Direct Premiums Earned	3 Dividends Paid Or Credited on Direct Business	4 Direct Losses Paid	5 Direct Losses Incurred
24. Group policies (b).....					
24.1 Federal Employee Health Benefits Program premium (b).....					
24.2 Credit (group and individual).....					
24.3 Collectively renewable policies (b).....					
24.4 Medicare Title XVIII exempt from state taxes or fees.....					
Other Individual Policies:					
25.1 Non-cancelable (b).....					
25.2 Guaranteed renewable (b).....					
25.3 Non-renewable for stated reasons only (b).....					
25.4 Other accident only.....					
25.5 All other (b).....					
25.6 Totals (Sum of Lines 25.1 to 25.5).....	0	0	0	0	0
26. Totals (Lines 24 + 24.1 + 24.2 + 24.3 + 24.4 + 25.6).....	0	0	0	0	0

NONE

(b) For health business on indicated lines report: Number of persons insured under PPO managed products.....0 and number of persons insured under indemnity only products.....0.



DIRECT BUSINESS IN THE STATE OF PENNSYLVANIA DURING THE YEAR
 NAIC Group Code....0901 NAIC Company Code....65269

LIFE INSURANCE

	1 Ordinary	2 Credit Life (Group and Individual)	3 Group	4 Industrial	5 Total
DIRECT PREMIUMS AND ANNUITY CONSIDERATIONS					
1. Life insurance.....					0
2. Annuity considerations.....					0
3. Deposit-type contract funds.....		XXX		XXX	0
4. Other considerations.....					0
5. Totals (Sum of Lines 1 to 4).....	0	0	0	0	0
DIRECT DIVIDENDS TO POLICYHOLDERS					
Life insurance:					
6.1 Paid in cash or left on deposit.....					0
6.2 Applied to pay renewal premiums.....					0
6.3 Applied to provide paid-up additions or shorten the endowment or premium-paying period.....					0
6.4 Other.....					0
6.5 Totals (Sum of Lines 6.1 to 6.4).....	0	0	0	0	0
Annuities:					
7.1 Paid in cash or left on deposit.....					0
7.2 Applied to provide paid-up annuities.....					0
7.3 Other.....					0
7.4 Totals (Sum of Lines 7.1 to 7.3).....	0	0	0	0	0
8. Grand Totals (Lines 6.5 + 7.4).....	0	0	0	0	0
DIRECT CLAIMS AND BENEFITS PAID					
9. Death benefits.....					0
10. Matured endowments.....					0
11. Annuity benefits.....					0
12. Surrender values and withdrawals for life contracts.....					0
13. Aggregate write-ins for miscellaneous direct claims and benefits paid.....	0	0	0	0	0
14. All other benefits, except accident and health.....					0
15. Totals.....	0	0	0	0	0

NONE

DETAILS OF WRITE-INS

1301.					0
1302.					0
1303.					0
1398. Summary of remaining write-ins for Line 13 from overflow page.....	0	0	0	0	0
1399. Total (Lines 1301 thru 1303 plus 1398)(Line 13 above).....	0	0	0	0	0

	Ordinary		Credit Life (Group and Individual)		Group		Industrial		Total	
	1 No.	2 Amount	3 No. of Ind. Pols. & Gr. Certifs.	4 Amount	5 No. of Certifs.	6 Amount	7 No.	8 Amount	9 No.	10 Amount
DIRECT DEATH BENEFITS AND MATURED ENDOWMENTS INCURRED										
16. Unpaid December 31, prior year.....									0	0
17. Incurred during current year.....									0	0
Settled during current year:										
18.1 By payment in full.....									0	0
18.2 By payment on compromised claims.....									0	0
18.3 Totals paid.....	0	0	0	0	0	0	0	0	0	0
18.4 Reduction by compromise.....									0	0
18.5 Amount rejected.....									0	0
18.6 Total settlements.....	0	0	0	0	0	0	0	0	0	0
19. Unpaid Dec. 31, current year (Lines 16 + 17 - 18.6).....	0	0	0	0	0	0	0	0	0	0
POLICY EXHIBIT										
20. In force December 31, prior year.....				(a).....					0	0
21. Issued during year.....									0	0
22. Other changes to in force (Net).....									0	0
23. In force December 31 of current year.....	0	0	0	(a).....	0	0	0	0	0	0

NONE

(a) Includes Individual Credit Life Insurance, prior year \$.....0 current year \$.....0.
 Includes Group Credit Life Insurance Loans less than or equal to 60 months at issue, prior year \$.....0 current year \$.....0.
 Loans greater than 60 months at issue BUT NOT GREATER THAN 120 MONTHS, prior year \$.....0 current year \$.....0.

ACCIDENT AND HEALTH INSURANCE

	1 Direct Premiums	2 Direct Premiums Earned	3 Dividends Paid Or Credited on Direct Business	4 Direct Losses Paid	5 Direct Losses Incurred
24. Group policies (b).....					
24.1 Federal Employee Health Benefits Program premium (b).....					
24.2 Credit (group and individual).....					
24.3 Collectively renewable policies (b).....					
24.4 Medicare Title XVIII exempt from state taxes or fees.....					
Other Individual Policies:					
25.1 Non-cancelable (b).....					
25.2 Guaranteed renewable (b).....					
25.3 Non-renewable for stated reasons only (b).....					
25.4 Other accident only.....					
25.5 All other (b).....					
25.6 Totals (Sum of Lines 25.1 to 25.5).....	0	0	0	0	0
26. Totals (Lines 24 + 24.1 + 24.2 + 24.3 + 24.4 + 25.6).....	0	0	0	0	0

NONE

(b) For health business on indicated lines report: Number of persons insured under PPO managed products.....0 and number of persons insured under indemnity only products.....0.



DIRECT BUSINESS IN THE STATE OF **RHODE ISLAND** DURING THE YEAR
 NAIC Group Code.....0901 NAIC Company Code.....65269

LIFE INSURANCE

	1 Ordinary	2 Credit Life (Group and Individual)	3 Group	4 Industrial	5 Total
DIRECT PREMIUMS AND ANNUITY CONSIDERATIONS					
1. Life insurance.....					0
2. Annuity considerations.....					0
3. Deposit-type contract funds.....		XXX		XXX	0
4. Other considerations.....					0
5. Totals (Sum of Lines 1 to 4).....	0	0	0	0	0
DIRECT DIVIDENDS TO POLICYHOLDERS					
Life insurance:					
6.1 Paid in cash or left on deposit.....					0
6.2 Applied to pay renewal premiums.....					0
6.3 Applied to provide paid-up additions or shorten the endowment or premium-paying period.....					0
6.4 Other.....					0
6.5 Totals (Sum of Lines 6.1 to 6.4).....	0	0	0	0	0
Annuities:					
7.1 Paid in cash or left on deposit.....					0
7.2 Applied to provide paid-up annuities.....					0
7.3 Other.....					0
7.4 Totals (Sum of Lines 7.1 to 7.3).....	0	0	0	0	0
8. Grand Totals (Lines 6.5 + 7.4).....	0	0	0	0	0
DIRECT CLAIMS AND BENEFITS PAID					
9. Death benefits.....					0
10. Matured endowments.....					0
11. Annuity benefits.....					0
12. Surrender values and withdrawals for life contracts.....					0
13. Aggregate write-ins for miscellaneous direct claims and benefits paid.....	0	0	0	0	0
14. All other benefits, except accident and health.....					0
15. Totals.....	0	0	0	0	0

NONE

DETAILS OF WRITE-INS

1301.					0
1302.					0
1303.					0
1398. Summary of remaining write-ins for Line 13 from overflow page.....	0	0	0	0	0
1399. Total (Lines 1301 thru 1303 plus 1398)(Line 13 above).....	0	0	0	0	0

	Ordinary		Credit Life (Group and Individual)		Group		Industrial		Total	
	1 No.	2 Amount	3 No. of Ind. Pols. & Gr. Certifs.	4 Amount	5 No. of Certifs.	6 Amount	7 No.	8 Amount	9 No.	10 Amount
DIRECT DEATH BENEFITS AND MATURED ENDOWMENTS INCURRED										
16. Unpaid December 31, prior year.....									0	0
17. Incurred during current year.....									0	0
Settled during current year:										
18.1 By payment in full.....									0	0
18.2 By payment on compromised claims.....									0	0
18.3 Totals paid.....	0	0	0	0	0	0	0	0	0	0
18.4 Reduction by compromise.....									0	0
18.5 Amount rejected.....									0	0
18.6 Total settlements.....	0	0	0	0	0	0	0	0	0	0
19. Unpaid Dec. 31, current year (Lines 16 + 17 - 18.6).....	0	0	0	0	0	0	0	0	0	0
POLICY EXHIBIT										
20. In force December 31, prior year.....				(a).....					0	0
21. Issued during year.....									0	0
22. Other changes to in force (Net).....									0	0
23. In force December 31 of current year.....	0	0	0	(a).....	0	0	0	0	0	0

NONE

(a) Includes Individual Credit Life Insurance, prior year \$.....0 current year \$.....0.
 Includes Group Credit Life Insurance Loans less than or equal to 60 months at issue, prior year \$.....0 current year \$.....0.
 Loans greater than 60 months at issue BUT NOT GREATER THAN 120 MONTHS, prior year \$.....0 current year \$.....0.

ACCIDENT AND HEALTH INSURANCE

	1 Direct Premiums	2 Direct Premiums Earned	3 Dividends Paid Or Credited on Direct Business	4 Direct Losses Paid	5 Direct Losses Incurred
24. Group policies (b).....					
24.1 Federal Employee Health Benefits Program premium (b).....					
24.2 Credit (group and individual).....					
24.3 Collectively renewable policies (b).....					
24.4 Medicare Title XVIII exempt from state taxes or fees.....					
Other Individual Policies:					
25.1 Non-cancelable (b).....					
25.2 Guaranteed renewable (b).....					
25.3 Non-renewable for stated reasons only (b).....					
25.4 Other accident only.....					
25.5 All other (b).....					
25.6 Totals (Sum of Lines 25.1 to 25.5).....	0	0	0	0	0
26. Totals (Lines 24 + 24.1 + 24.2 + 24.3 + 24.4 + 25.6).....	0	0	0	0	0

NONE

(b) For health business on indicated lines report: Number of persons insured under PPO managed products.....0 and number of persons insured under indemnity only products.....0.



DIRECT BUSINESS IN THE STATE OF **SOUTH CAROLINA** DURING THE YEAR
 NAIC Group Code....0901 NAIC Company Code....65269

LIFE INSURANCE

	1 Ordinary	2 Credit Life (Group and Individual)	3 Group	4 Industrial	5 Total
DIRECT PREMIUMS AND ANNUITY CONSIDERATIONS					
1. Life insurance.....					0
2. Annuity considerations.....					0
3. Deposit-type contract funds.....		XXX		XXX	0
4. Other considerations.....					0
5. Totals (Sum of Lines 1 to 4).....	0	0	0	0	0
DIRECT DIVIDENDS TO POLICYHOLDERS					
Life insurance:					
6.1 Paid in cash or left on deposit.....					0
6.2 Applied to pay renewal premiums.....					0
6.3 Applied to provide paid-up additions or shorten the endowment or premium-paying period.....					0
6.4 Other.....					0
6.5 Totals (Sum of Lines 6.1 to 6.4).....	0	0	0	0	0
Annuities:					
7.1 Paid in cash or left on deposit.....					0
7.2 Applied to provide paid-up annuities.....					0
7.3 Other.....					0
7.4 Totals (Sum of Lines 7.1 to 7.3).....	0	0	0	0	0
8. Grand Totals (Lines 6.5 + 7.4).....	0	0	0	0	0
DIRECT CLAIMS AND BENEFITS PAID					
9. Death benefits.....					0
10. Matured endowments.....					0
11. Annuity benefits.....					0
12. Surrender values and withdrawals for life contracts.....					0
13. Aggregate write-ins for miscellaneous direct claims and benefits paid.....	0	0	0	0	0
14. All other benefits, except accident and health.....					0
15. Totals.....	0	0	0	0	0

NONE

DETAILS OF WRITE-INS

1301.					0
1302.					0
1303.					0
1398. Summary of remaining write-ins for Line 13 from overflow page.....	0	0	0	0	0
1399. Total (Lines 1301 thru 1303 plus 1398)(Line 13 above).....	0	0	0	0	0

	Ordinary		Credit Life (Group and Individual)		Group		Industrial		Total	
	1 No.	2 Amount	3 No. of Ind. Pols. & Gr. Certifs.	4 Amount	5 No. of Certifs.	6 Amount	7 No.	8 Amount	9 No.	10 Amount
DIRECT DEATH BENEFITS AND MATURED ENDOWMENTS INCURRED										
16. Unpaid December 31, prior year.....									0	0
17. Incurred during current year.....									0	0
Settled during current year:										
18.1 By payment in full.....									0	0
18.2 By payment on compromised claims.....									0	0
18.3 Totals paid.....	0	0	0	0	0	0	0	0	0	0
18.4 Reduction by compromise.....									0	0
18.5 Amount rejected.....									0	0
18.6 Total settlements.....	0	0	0	0	0	0	0	0	0	0
19. Unpaid Dec. 31, current year (Lines 16 + 17 - 18.6).....	0	0	0	0	0	0	0	0	0	0
POLICY EXHIBIT										
20. In force December 31, prior year.....				(a).....					0	0
21. Issued during year.....									0	0
22. Other changes to in force (Net).....									0	0
23. In force December 31 of current year.....	0	0	0	(a).....	0	0	0	0	0	0

NONE

(a) Includes Individual Credit Life Insurance, prior year \$.....0 current year \$.....0.
 Includes Group Credit Life Insurance Loans less than or equal to 60 months at issue, prior year \$.....0 current year \$.....0.
 Loans greater than 60 months at issue BUT NOT GREATER THAN 120 MONTHS, prior year \$.....0 current year \$.....0.

ACCIDENT AND HEALTH INSURANCE

	1 Direct Premiums	2 Direct Premiums Earned	3 Dividends Paid Or Credited on Direct Business	4 Direct Losses Paid	5 Direct Losses Incurred
24. Group policies (b).....					
24.1 Federal Employee Health Benefits Program premium (b).....					
24.2 Credit (group and individual).....					
24.3 Collectively renewable policies (b).....					
24.4 Medicare Title XVIII exempt from state taxes or fees.....					
Other Individual Policies:					
25.1 Non-cancelable (b).....					
25.2 Guaranteed renewable (b).....					
25.3 Non-renewable for stated reasons only (b).....					
25.4 Other accident only.....					
25.5 All other (b).....					
25.6 Totals (Sum of Lines 25.1 to 25.5).....	0	0	0	0	0
26. Totals (Lines 24 + 24.1 + 24.2 + 24.3 + 24.4 + 25.6).....	0	0	0	0	0

NONE

(b) For health business on indicated lines report: Number of persons insured under PPO managed products.....0 and number of persons insured under indemnity only products.....0.



DIRECT BUSINESS IN THE STATE OF **SOUTH DAKOTA** DURING THE YEAR
 NAIC Group Code....0901 NAIC Company Code....65269

LIFE INSURANCE

	1 Ordinary	2 Credit Life (Group and Individual)	3 Group	4 Industrial	5 Total
DIRECT PREMIUMS AND ANNUITY CONSIDERATIONS					
1. Life insurance.....					0
2. Annuity considerations.....					0
3. Deposit-type contract funds.....		XXX		XXX	0
4. Other considerations.....					0
5. Totals (Sum of Lines 1 to 4).....	0	0	0	0	0
DIRECT DIVIDENDS TO POLICYHOLDERS					
Life insurance:					
6.1 Paid in cash or left on deposit.....					0
6.2 Applied to pay renewal premiums.....					0
6.3 Applied to provide paid-up additions or shorten the endowment or premium-paying period.....					0
6.4 Other.....					0
6.5 Totals (Sum of Lines 6.1 to 6.4).....	0	0	0	0	0
Annuities:					
7.1 Paid in cash or left on deposit.....					0
7.2 Applied to provide paid-up annuities.....					0
7.3 Other.....					0
7.4 Totals (Sum of Lines 7.1 to 7.3).....	0	0	0	0	0
8. Grand Totals (Lines 6.5 + 7.4).....	0	0	0	0	0
DIRECT CLAIMS AND BENEFITS PAID					
9. Death benefits.....					0
10. Matured endowments.....					0
11. Annuity benefits.....					0
12. Surrender values and withdrawals for life contracts.....					0
13. Aggregate write-ins for miscellaneous direct claims and benefits paid.....	0	0	0	0	0
14. All other benefits, except accident and health.....					0
15. Totals.....	0	0	0	0	0

NONE

DETAILS OF WRITE-INS

1301.					0
1302.					0
1303.					0
1398. Summary of remaining write-ins for Line 13 from overflow page.....	0	0	0	0	0
1399. Total (Lines 1301 thru 1303 plus 1398)(Line 13 above).....	0	0	0	0	0

	Ordinary		Credit Life (Group and Individual)		Group		Industrial		Total	
	1 No.	2 Amount	3 No. of Ind. Pols. & Gr. Certifs.	4 Amount	5 No. of Certifs.	6 Amount	7 No.	8 Amount	9 No.	10 Amount
DIRECT DEATH BENEFITS AND MATURED ENDOWMENTS INCURRED										
16. Unpaid December 31, prior year.....									0	0
17. Incurred during current year.....									0	0
Settled during current year:										
18.1 By payment in full.....									0	0
18.2 By payment on compromised claims.....									0	0
18.3 Totals paid.....	0	0	0	0	0	0	0	0	0	0
18.4 Reduction by compromise.....									0	0
18.5 Amount rejected.....									0	0
18.6 Total settlements.....	0	0	0	0	0	0	0	0	0	0
19. Unpaid Dec. 31, current year (Lines 16 + 17 - 18.6).....	0	0	0	0	0	0	0	0	0	0
POLICY EXHIBIT										
20. In force December 31, prior year.....				(a).....					0	0
21. Issued during year.....									0	0
22. Other changes to in force (Net).....									0	0
23. In force December 31 of current year.....	0	0	0	(a).....	0	0	0	0	0	0

NONE

(a) Includes Individual Credit Life Insurance, prior year \$.....0 current year \$.....0.
 Includes Group Credit Life Insurance Loans less than or equal to 60 months at issue, prior year \$.....0 current year \$.....0.
 Loans greater than 60 months at issue BUT NOT GREATER THAN 120 MONTHS, prior year \$.....0 current year \$.....0.

ACCIDENT AND HEALTH INSURANCE

	1 Direct Premiums	2 Direct Premiums Earned	3 Dividends Paid Or Credited on Direct Business	4 Direct Losses Paid	5 Direct Losses Incurred
24. Group policies (b).....					
24.1 Federal Employee Health Benefits Program premium (b).....					
24.2 Credit (group and individual).....					
24.3 Collectively renewable policies (b).....					
24.4 Medicare Title XVIII exempt from state taxes or fees.....					
Other Individual Policies:					
25.1 Non-cancelable (b).....					
25.2 Guaranteed renewable (b).....					
25.3 Non-renewable for stated reasons only (b).....					
25.4 Other accident only.....					
25.5 All other (b).....					
25.6 Totals (Sum of Lines 25.1 to 25.5).....	0	0	0	0	0
26. Totals (Lines 24 + 24.1 + 24.2 + 24.3 + 24.4 + 25.6).....	0	0	0	0	0

NONE

(b) For health business on indicated lines report: Number of persons insured under PPO managed products.....0 and number of persons insured under indemnity only products.....0.



DIRECT BUSINESS IN THE STATE OF **TENNESSEE** DURING THE YEAR
 NAIC Group Code....0901 NAIC Company Code....65269

LIFE INSURANCE

	1 Ordinary	2 Credit Life (Group and Individual)	3 Group	4 Industrial	5 Total
DIRECT PREMIUMS AND ANNUITY CONSIDERATIONS					
1. Life insurance.....					0
2. Annuity considerations.....					0
3. Deposit-type contract funds.....		XXX		XXX	0
4. Other considerations.....					0
5. Totals (Sum of Lines 1 to 4).....	0	0	0	0	0
DIRECT DIVIDENDS TO POLICYHOLDERS					
Life insurance:					
6.1 Paid in cash or left on deposit.....					0
6.2 Applied to pay renewal premiums.....					0
6.3 Applied to provide paid-up additions or shorten the endowment or premium-paying period.....					0
6.4 Other.....					0
6.5 Totals (Sum of Lines 6.1 to 6.4).....	0	0	0	0	0
Annuities:					
7.1 Paid in cash or left on deposit.....					0
7.2 Applied to provide paid-up annuities.....					0
7.3 Other.....					0
7.4 Totals (Sum of Lines 7.1 to 7.3).....	0	0	0	0	0
8. Grand Totals (Lines 6.5 + 7.4).....	0	0	0	0	0
DIRECT CLAIMS AND BENEFITS PAID					
9. Death benefits.....					0
10. Matured endowments.....					0
11. Annuity benefits.....					0
12. Surrender values and withdrawals for life contracts.....					0
13. Aggregate write-ins for miscellaneous direct claims and benefits paid.....	0	0	0	0	0
14. All other benefits, except accident and health.....					0
15. Totals.....	0	0	0	0	0

NONE

DETAILS OF WRITE-INS

1301.					0
1302.					0
1303.					0
1398. Summary of remaining write-ins for Line 13 from overflow page.....	0	0	0	0	0
1399. Total (Lines 1301 thru 1303 plus 1398)(Line 13 above).....	0	0	0	0	0

	Ordinary		Credit Life (Group and Individual)		Group		Industrial		Total	
	1 No.	2 Amount	3 No. of Ind. Pols. & Gr. Certifs.	4 Amount	5 No. of Certifs.	6 Amount	7 No.	8 Amount	9 No.	10 Amount
DIRECT DEATH BENEFITS AND MATURED ENDOWMENTS INCURRED										
16. Unpaid December 31, prior year.....									0	0
17. Incurred during current year.....									0	0
Settled during current year:										
18.1 By payment in full.....									0	0
18.2 By payment on compromised claims.....									0	0
18.3 Totals paid.....	0	0	0	0	0	0	0	0	0	0
18.4 Reduction by compromise.....									0	0
18.5 Amount rejected.....									0	0
18.6 Total settlements.....	0	0	0	0	0	0	0	0	0	0
19. Unpaid Dec. 31, current year (Lines 16 + 17 - 18.6).....	0	0	0	0	0	0	0	0	0	0
POLICY EXHIBIT										
20. In force December 31, prior year.....				(a).....					0	0
21. Issued during year.....									0	0
22. Other changes to in force (Net).....									0	0
23. In force December 31 of current year.....	0	0	0	(a).....	0	0	0	0	0	0

NONE

(a) Includes Individual Credit Life Insurance, prior year \$.....0 current year \$.....0.
 Includes Group Credit Life Insurance Loans less than or equal to 60 months at issue, prior year \$.....0 current year \$.....0.
 Loans greater than 60 months at issue BUT NOT GREATER THAN 120 MONTHS, prior year \$.....0 current year \$.....0.

ACCIDENT AND HEALTH INSURANCE

	1 Direct Premiums	2 Direct Premiums Earned	3 Dividends Paid Or Credited on Direct Business	4 Direct Losses Paid	5 Direct Losses Incurred
24. Group policies (b).....					
24.1 Federal Employee Health Benefits Program premium (b).....					
24.2 Credit (group and individual).....					
24.3 Collectively renewable policies (b).....					
24.4 Medicare Title XVIII exempt from state taxes or fees.....					
Other Individual Policies:					
25.1 Non-cancelable (b).....					
25.2 Guaranteed renewable (b).....					
25.3 Non-renewable for stated reasons only (b).....					
25.4 Other accident only.....					
25.5 All other (b).....					
25.6 Totals (Sum of Lines 25.1 to 25.5).....	0	0	0	0	0
26. Totals (Lines 24 + 24.1 + 24.2 + 24.3 + 24.4 + 25.6).....	0	0	0	0	0

NONE

(b) For health business on indicated lines report: Number of persons insured under PPO managed products.....0 and number of persons insured under indemnity only products.....0.



DIRECT BUSINESS IN THE STATE OF **TEXAS** DURING THE YEAR

NAIC Group Code....0901

NAIC Company Code....65269

LIFE INSURANCE

	1 Ordinary	2 Credit Life (Group and Individual)	3 Group	4 Industrial	5 Total
DIRECT PREMIUMS AND ANNUITY CONSIDERATIONS					
1. Life insurance.....					0
2. Annuity considerations.....					0
3. Deposit-type contract funds.....		XXX		XXX	0
4. Other considerations.....					0
5. Totals (Sum of Lines 1 to 4).....	0	0	0	0	0
DIRECT DIVIDENDS TO POLICYHOLDERS					
Life insurance:					
6.1 Paid in cash or left on deposit.....					0
6.2 Applied to pay renewal premiums.....					0
6.3 Applied to provide paid-up additions or shorten the endowment or premium-paying period.....					0
6.4 Other.....					0
6.5 Totals (Sum of Lines 6.1 to 6.4).....	0	0	0	0	0
Annuities:					
7.1 Paid in cash or left on deposit.....					0
7.2 Applied to provide paid-up annuities.....					0
7.3 Other.....					0
7.4 Totals (Sum of Lines 7.1 to 7.3).....	0	0	0	0	0
8. Grand Totals (Lines 6.5 + 7.4).....	0	0	0	0	0
DIRECT CLAIMS AND BENEFITS PAID					
9. Death benefits.....					0
10. Matured endowments.....					0
11. Annuity benefits.....					0
12. Surrender values and withdrawals for life contracts.....					0
13. Aggregate write-ins for miscellaneous direct claims and benefits paid.....	0	0	0	0	0
14. All other benefits, except accident and health.....					0
15. Totals.....	0	0	0	0	0

NONE

DETAILS OF WRITE-INS

1301.					0
1302.					0
1303.					0
1398. Summary of remaining write-ins for Line 13 from overflow page.....	0	0	0	0	0
1399. Total (Lines 1301 thru 1303 plus 1398)(Line 13 above).....	0	0	0	0	0

	Ordinary		Credit Life (Group and Individual)		Group		Industrial		Total	
	1 No.	2 Amount	3 No. of Ind. Pols. & Gr. Certifs.	4 Amount	5 No. of Certifs.	6 Amount	7 No.	8 Amount	9 No.	10 Amount
DIRECT DEATH BENEFITS AND MATURED ENDOWMENTS INCURRED										
16. Unpaid December 31, prior year.....									0	0
17. Incurred during current year.....									0	0
Settled during current year:										
18.1 By payment in full.....									0	0
18.2 By payment on compromised claims.....									0	0
18.3 Totals paid.....	0	0	0	0	0	0	0	0	0	0
18.4 Reduction by compromise.....									0	0
18.5 Amount rejected.....									0	0
18.6 Total settlements.....	0	0	0	0	0	0	0	0	0	0
19. Unpaid Dec. 31, current year (Lines 16 + 17 - 18.6).....	0	0	0	0	0	0	0	0	0	0
POLICY EXHIBIT										
20. In force December 31, prior year.....				(a).....					0	0
21. Issued during year.....									0	0
22. Other changes to in force (Net).....									0	0
23. In force December 31 of current year.....	0	0	0	(a).....	0	0	0	0	0	0

NONE

(a) Includes Individual Credit Life Insurance, prior year \$.....0 current year \$.....0.
Includes Group Credit Life Insurance Loans less than or equal to 60 months at issue, prior year \$.....0 current year \$.....0.
Loans greater than 60 months at issue BUT NOT GREATER THAN 120 MONTHS, prior year \$.....0 current year \$.....0.

ACCIDENT AND HEALTH INSURANCE

	1 Direct Premiums	2 Direct Premiums Earned	3 Dividends Paid Or Credited on Direct Business	4 Direct Losses Paid	5 Direct Losses Incurred
24. Group policies (b).....					
24.1 Federal Employee Health Benefits Program premium (b).....					
24.2 Credit (group and individual).....					
24.3 Collectively renewable policies (b).....					
24.4 Medicare Title XVIII exempt from state taxes or fees.....					
Other Individual Policies:					
25.1 Non-cancelable (b).....					
25.2 Guaranteed renewable (b).....					
25.3 Non-renewable for stated reasons only (b).....					
25.4 Other accident only.....					
25.5 All other (b).....					
25.6 Totals (Sum of Lines 25.1 to 25.5).....	0	0	0	0	0
26. Totals (Lines 24 + 24.1 + 24.2 + 24.3 + 24.4 + 25.6).....	0	0	0	0	0

NONE

(b) For health business on indicated lines report: Number of persons insured under PPO managed products.....0 and number of persons insured under indemnity only products.....0.



DIRECT BUSINESS IN THE STATE OF **UTAH** DURING THE YEAR
 NAIC Group Code....0901 NAIC Company Code....65269

LIFE INSURANCE

	1 Ordinary	2 Credit Life (Group and Individual)	3 Group	4 Industrial	5 Total
DIRECT PREMIUMS AND ANNUITY CONSIDERATIONS					
1. Life insurance.....					0
2. Annuity considerations.....					0
3. Deposit-type contract funds.....		XXX		XXX	0
4. Other considerations.....					0
5. Totals (Sum of Lines 1 to 4).....	0	0	0	0	0
DIRECT DIVIDENDS TO POLICYHOLDERS					
Life insurance:					
6.1 Paid in cash or left on deposit.....					0
6.2 Applied to pay renewal premiums.....					0
6.3 Applied to provide paid-up additions or shorten the endowment or premium-paying period.....					0
6.4 Other.....					0
6.5 Totals (Sum of Lines 6.1 to 6.4).....	0	0	0	0	0
Annuities:					
7.1 Paid in cash or left on deposit.....					0
7.2 Applied to provide paid-up annuities.....					0
7.3 Other.....					0
7.4 Totals (Sum of Lines 7.1 to 7.3).....	0	0	0	0	0
8. Grand Totals (Lines 6.5 + 7.4).....	0	0	0	0	0
DIRECT CLAIMS AND BENEFITS PAID					
9. Death benefits.....					0
10. Matured endowments.....					0
11. Annuity benefits.....					0
12. Surrender values and withdrawals for life contracts.....					0
13. Aggregate write-ins for miscellaneous direct claims and benefits paid.....	0	0	0	0	0
14. All other benefits, except accident and health.....					0
15. Totals.....	0	0	0	0	0

NONE

DETAILS OF WRITE-INS

1301.					0
1302.					0
1303.					0
1398. Summary of remaining write-ins for Line 13 from overflow page.....	0	0	0	0	0
1399. Total (Lines 1301 thru 1303 plus 1398)(Line 13 above).....	0	0	0	0	0

	Ordinary		Credit Life (Group and Individual)		Group		Industrial		Total	
	1 No.	2 Amount	3 No. of Ind. Pols. & Gr. Certifs.	4 Amount	5 No. of Certifs.	6 Amount	7 No.	8 Amount	9 No.	10 Amount
DIRECT DEATH BENEFITS AND MATURED ENDOWMENTS INCURRED										
16. Unpaid December 31, prior year.....									0	0
17. Incurred during current year.....									0	0
Settled during current year:										
18.1 By payment in full.....									0	0
18.2 By payment on compromised claims.....									0	0
18.3 Totals paid.....	0	0	0	0	0	0	0	0	0	0
18.4 Reduction by compromise.....									0	0
18.5 Amount rejected.....									0	0
18.6 Total settlements.....	0	0	0	0	0	0	0	0	0	0
19. Unpaid Dec. 31, current year (Lines 16 + 17 - 18.6).....	0	0	0	0	0	0	0	0	0	0
POLICY EXHIBIT										
20. In force December 31, prior year.....				(a).....					0	0
21. Issued during year.....									0	0
22. Other changes to in force (Net).....									0	0
23. In force December 31 of current year.....	0	0	0	(a).....	0	0	0	0	0	0

NONE

(a) Includes Individual Credit Life Insurance, prior year \$.....0 current year \$.....0.
 Includes Group Credit Life Insurance Loans less than or equal to 60 months at issue, prior year \$.....0 current year \$.....0.
 Loans greater than 60 months at issue BUT NOT GREATER THAN 120 MONTHS, prior year \$.....0 current year \$.....0.

ACCIDENT AND HEALTH INSURANCE

	1 Direct Premiums	2 Direct Premiums Earned	3 Dividends Paid Or Credited on Direct Business	4 Direct Losses Paid	5 Direct Losses Incurred
24. Group policies (b).....					
24.1 Federal Employee Health Benefits Program premium (b).....					
24.2 Credit (group and individual).....					
24.3 Collectively renewable policies (b).....					
24.4 Medicare Title XVIII exempt from state taxes or fees.....					
Other Individual Policies:					
25.1 Non-cancelable (b).....					
25.2 Guaranteed renewable (b).....					
25.3 Non-renewable for stated reasons only (b).....					
25.4 Other accident only.....					
25.5 All other (b).....					
25.6 Totals (Sum of Lines 25.1 to 25.5).....	0	0	0	0	0
26. Totals (Lines 24 + 24.1 + 24.2 + 24.3 + 24.4 + 25.6).....	0	0	0	0	0

NONE

(b) For health business on indicated lines report: Number of persons insured under PPO managed products.....0 and number of persons insured under indemnity only products.....0.



DIRECT BUSINESS IN THE STATE OF VIRGINIA DURING THE YEAR
 NAIC Group Code....0901 NAIC Company Code....65269

LIFE INSURANCE

	1 Ordinary	2 Credit Life (Group and Individual)	3 Group	4 Industrial	5 Total
DIRECT PREMIUMS AND ANNUITY CONSIDERATIONS					
1. Life insurance.....					0
2. Annuity considerations.....					0
3. Deposit-type contract funds.....		XXX		XXX	0
4. Other considerations.....					0
5. Totals (Sum of Lines 1 to 4).....	0	0	0	0	0
DIRECT DIVIDENDS TO POLICYHOLDERS					
Life insurance:					
6.1 Paid in cash or left on deposit.....					0
6.2 Applied to pay renewal premiums.....					0
6.3 Applied to provide paid-up additions or shorten the endowment or premium-paying period.....					0
6.4 Other.....					0
6.5 Totals (Sum of Lines 6.1 to 6.4).....	0	0	0	0	0
Annuities:					
7.1 Paid in cash or left on deposit.....					0
7.2 Applied to provide paid-up annuities.....					0
7.3 Other.....					0
7.4 Totals (Sum of Lines 7.1 to 7.3).....	0	0	0	0	0
8. Grand Totals (Lines 6.5 + 7.4).....	0	0	0	0	0
DIRECT CLAIMS AND BENEFITS PAID					
9. Death benefits.....					0
10. Matured endowments.....					0
11. Annuity benefits.....					0
12. Surrender values and withdrawals for life contracts.....					0
13. Aggregate write-ins for miscellaneous direct claims and benefits paid.....	0	0	0	0	0
14. All other benefits, except accident and health.....					0
15. Totals.....	0	0	0	0	0

NONE

DETAILS OF WRITE-INS

1301.					0
1302.					0
1303.					0
1398. Summary of remaining write-ins for Line 13 from overflow page.....	0	0	0	0	0
1399. Total (Lines 1301 thru 1303 plus 1398)(Line 13 above).....	0	0	0	0	0

	Ordinary		Credit Life (Group and Individual)		Group		Industrial		Total	
	1 No.	2 Amount	3 No. of Ind. Pols. & Gr. Certifs.	4 Amount	5 No. of Certifs.	6 Amount	7 No.	8 Amount	9 No.	10 Amount
DIRECT DEATH BENEFITS AND MATURED ENDOWMENTS INCURRED										
16. Unpaid December 31, prior year.....									0	0
17. Incurred during current year.....									0	0
Settled during current year:										
18.1 By payment in full.....									0	0
18.2 By payment on compromised claims.....									0	0
18.3 Totals paid.....	0	0	0	0	0	0	0	0	0	0
18.4 Reduction by compromise.....									0	0
18.5 Amount rejected.....									0	0
18.6 Total settlements.....	0	0	0	0	0	0	0	0	0	0
19. Unpaid Dec. 31, current year (Lines 16 + 17 - 18.6).....	0	0	0	0	0	0	0	0	0	0
POLICY EXHIBIT										
20. In force December 31, prior year.....				(a).....					0	0
21. Issued during year.....									0	0
22. Other changes to in force (Net).....									0	0
23. In force December 31 of current year.....	0	0	0	(a).....	0	0	0	0	0	0

NONE

(a) Includes Individual Credit Life Insurance, prior year \$.....0 current year \$.....0.
 Includes Group Credit Life Insurance Loans less than or equal to 60 months at issue, prior year \$.....0 current year \$.....0.
 Loans greater than 60 months at issue BUT NOT GREATER THAN 120 MONTHS, prior year \$.....0 current year \$.....0.

ACCIDENT AND HEALTH INSURANCE

	1 Direct Premiums	2 Direct Premiums Earned	3 Dividends Paid Or Credited on Direct Business	4 Direct Losses Paid	5 Direct Losses Incurred
24. Group policies (b).....					
24.1 Federal Employee Health Benefits Program premium (b).....					
24.2 Credit (group and individual).....					
24.3 Collectively renewable policies (b).....					
24.4 Medicare Title XVIII exempt from state taxes or fees.....					
Other Individual Policies:					
25.1 Non-cancelable (b).....					
25.2 Guaranteed renewable (b).....					
25.3 Non-renewable for stated reasons only (b).....					
25.4 Other accident only.....					
25.5 All other (b).....					
25.6 Totals (Sum of Lines 25.1 to 25.5).....	0	0	0	0	0
26. Totals (Lines 24 + 24.1 + 24.2 + 24.3 + 24.4 + 25.6).....	0	0	0	0	0

NONE

(b) For health business on indicated lines report: Number of persons insured under PPO managed products.....0 and number of persons insured under indemnity only products.....0.



DIRECT BUSINESS IN THE STATE OF VERMONT DURING THE YEAR
 NAIC Group Code....0901 NAIC Company Code....65269

LIFE INSURANCE

	1 Ordinary	2 Credit Life (Group and Individual)	3 Group	4 Industrial	5 Total
DIRECT PREMIUMS AND ANNUITY CONSIDERATIONS					
1. Life insurance.....					0
2. Annuity considerations.....					0
3. Deposit-type contract funds.....		XXX		XXX	0
4. Other considerations.....					0
5. Totals (Sum of Lines 1 to 4).....	0	0	0	0	0
DIRECT DIVIDENDS TO POLICYHOLDERS					
Life insurance:					
6.1 Paid in cash or left on deposit.....					0
6.2 Applied to pay renewal premiums.....					0
6.3 Applied to provide paid-up additions or shorten the endowment or premium-paying period.....					0
6.4 Other.....					0
6.5 Totals (Sum of Lines 6.1 to 6.4).....	0	0	0	0	0
Annuities:					
7.1 Paid in cash or left on deposit.....					0
7.2 Applied to provide paid-up annuities.....					0
7.3 Other.....					0
7.4 Totals (Sum of Lines 7.1 to 7.3).....	0	0	0	0	0
8. Grand Totals (Lines 6.5 + 7.4).....	0	0	0	0	0
DIRECT CLAIMS AND BENEFITS PAID					
9. Death benefits.....					0
10. Matured endowments.....					0
11. Annuity benefits.....					0
12. Surrender values and withdrawals for life contracts.....					0
13. Aggregate write-ins for miscellaneous direct claims and benefits paid.....	0	0	0	0	0
14. All other benefits, except accident and health.....					0
15. Totals.....	0	0	0	0	0

NONE

DETAILS OF WRITE-INS

1301.					0
1302.					0
1303.					0
1398. Summary of remaining write-ins for Line 13 from overflow page.....	0	0	0	0	0
1399. Total (Lines 1301 thru 1303 plus 1398)(Line 13 above).....	0	0	0	0	0

	Ordinary		Credit Life (Group and Individual)		Group		Industrial		Total	
	1 No.	2 Amount	3 No. of Ind. Pols. & Gr. Certifs.	4 Amount	5 No. of Certifs.	6 Amount	7 No.	8 Amount	9 No.	10 Amount
DIRECT DEATH BENEFITS AND MATURED ENDOWMENTS INCURRED										
16. Unpaid December 31, prior year.....									0	0
17. Incurred during current year.....									0	0
Settled during current year:										
18.1 By payment in full.....									0	0
18.2 By payment on compromised claims.....									0	0
18.3 Totals paid.....	0	0	0	0	0	0	0	0	0	0
18.4 Reduction by compromise.....									0	0
18.5 Amount rejected.....									0	0
18.6 Total settlements.....	0	0	0	0	0	0	0	0	0	0
19. Unpaid Dec. 31, current year (Lines 16 + 17 - 18.6).....	0	0	0	0	0	0	0	0	0	0
POLICY EXHIBIT										
20. In force December 31, prior year.....				(a).....					0	0
21. Issued during year.....									0	0
22. Other changes to in force (Net).....									0	0
23. In force December 31 of current year.....	0	0	0	(a).....	0	0	0	0	0	0

NONE

(a) Includes Individual Credit Life Insurance, prior year \$.....0 current year \$.....0.
 Includes Group Credit Life Insurance Loans less than or equal to 60 months at issue, prior year \$.....0 current year \$.....0.
 Loans greater than 60 months at issue BUT NOT GREATER THAN 120 MONTHS, prior year \$.....0 current year \$.....0.

ACCIDENT AND HEALTH INSURANCE

	1 Direct Premiums	2 Direct Premiums Earned	3 Dividends Paid Or Credited on Direct Business	4 Direct Losses Paid	5 Direct Losses Incurred
24. Group policies (b).....					
24.1 Federal Employee Health Benefits Program premium (b).....					
24.2 Credit (group and individual).....					
24.3 Collectively renewable policies (b).....					
24.4 Medicare Title XVIII exempt from state taxes or fees.....					
Other Individual Policies:					
25.1 Non-cancelable (b).....					
25.2 Guaranteed renewable (b).....					
25.3 Non-renewable for stated reasons only (b).....					
25.4 Other accident only.....					
25.5 All other (b).....					
25.6 Totals (Sum of Lines 25.1 to 25.5).....	0	0	0	0	0
26. Totals (Lines 24 + 24.1 + 24.2 + 24.3 + 24.4 + 25.6).....	0	0	0	0	0

NONE

(b) For health business on indicated lines report: Number of persons insured under PPO managed products.....0 and number of persons insured under indemnity only products.....0.



DIRECT BUSINESS IN THE STATE OF WASHINGTON DURING THE YEAR
 NAIC Group Code....0901 NAIC Company Code....65269

LIFE INSURANCE

	1 Ordinary	2 Credit Life (Group and Individual)	3 Group	4 Industrial	5 Total
DIRECT PREMIUMS AND ANNUITY CONSIDERATIONS					
1. Life insurance.....					0
2. Annuity considerations.....					0
3. Deposit-type contract funds.....		XXX		XXX	0
4. Other considerations.....					0
5. Totals (Sum of Lines 1 to 4).....	0	0	0	0	0
DIRECT DIVIDENDS TO POLICYHOLDERS					
Life insurance:					
6.1 Paid in cash or left on deposit.....					0
6.2 Applied to pay renewal premiums.....					0
6.3 Applied to provide paid-up additions or shorten the endowment or premium-paying period.....					0
6.4 Other.....					0
6.5 Totals (Sum of Lines 6.1 to 6.4).....	0	0	0	0	0
Annuities:					
7.1 Paid in cash or left on deposit.....					0
7.2 Applied to provide paid-up annuities.....					0
7.3 Other.....					0
7.4 Totals (Sum of Lines 7.1 to 7.3).....	0	0	0	0	0
8. Grand Totals (Lines 6.5 + 7.4).....	0	0	0	0	0
DIRECT CLAIMS AND BENEFITS PAID					
9. Death benefits.....					0
10. Matured endowments.....					0
11. Annuity benefits.....					0
12. Surrender values and withdrawals for life contracts.....					0
13. Aggregate write-ins for miscellaneous direct claims and benefits paid.....	0	0	0	0	0
14. All other benefits, except accident and health.....					0
15. Totals.....	0	0	0	0	0

NONE

DETAILS OF WRITE-INS

1301.					0
1302.					0
1303.					0
1398. Summary of remaining write-ins for Line 13 from overflow page.....	0	0	0	0	0
1399. Total (Lines 1301 thru 1303 plus 1398)(Line 13 above).....	0	0	0	0	0

	Ordinary		Credit Life (Group and Individual)		Group		Industrial		Total	
	1 No.	2 Amount	3 No. of Ind. Pols. & Gr. Certifs.	4 Amount	5 No. of Certifs.	6 Amount	7 No.	8 Amount	9 No.	10 Amount
DIRECT DEATH BENEFITS AND MATURED ENDOWMENTS INCURRED										
16. Unpaid December 31, prior year.....									0	0
17. Incurred during current year.....									0	0
Settled during current year:										
18.1 By payment in full.....									0	0
18.2 By payment on compromised claims.....									0	0
18.3 Totals paid.....	0	0	0	0	0	0	0	0	0	0
18.4 Reduction by compromise.....									0	0
18.5 Amount rejected.....									0	0
18.6 Total settlements.....	0	0	0	0	0	0	0	0	0	0
19. Unpaid Dec. 31, current year (Lines 16 + 17 - 18.6).....	0	0	0	0	0	0	0	0	0	0
POLICY EXHIBIT										
20. In force December 31, prior year.....				(a).....					0	0
21. Issued during year.....									0	0
22. Other changes to in force (Net).....									0	0
23. In force December 31 of current year.....	0	0	0	(a).....	0	0	0	0	0	0

NONE

(a) Includes Individual Credit Life Insurance, prior year \$.....0 current year \$.....0.
 Includes Group Credit Life Insurance Loans less than or equal to 60 months at issue, prior year \$.....0 current year \$.....0.
 Loans greater than 60 months at issue BUT NOT GREATER THAN 120 MONTHS, prior year \$.....0 current year \$.....0.

ACCIDENT AND HEALTH INSURANCE

	1 Direct Premiums	2 Direct Premiums Earned	3 Dividends Paid Or Credited on Direct Business	4 Direct Losses Paid	5 Direct Losses Incurred
24. Group policies (b).....					
24.1 Federal Employee Health Benefits Program premium (b).....					
24.2 Credit (group and individual).....					
24.3 Collectively renewable policies (b).....					
24.4 Medicare Title XVIII exempt from state taxes or fees.....					
Other Individual Policies:					
25.1 Non-cancelable (b).....					
25.2 Guaranteed renewable (b).....					
25.3 Non-renewable for stated reasons only (b).....					
25.4 Other accident only.....					
25.5 All other (b).....					
25.6 Totals (Sum of Lines 25.1 to 25.5).....	0	0	0	0	0
26. Totals (Lines 24 + 24.1 + 24.2 + 24.3 + 24.4 + 25.6).....	0	0	0	0	0

NONE

(b) For health business on indicated lines report: Number of persons insured under PPO managed products.....0 and number of persons insured under indemnity only products.....0.



DIRECT BUSINESS IN THE STATE OF **WISCONSIN** DURING THE YEAR
 NAIC Group Code....0901 NAIC Company Code....65269

LIFE INSURANCE

	1 Ordinary	2 Credit Life (Group and Individual)	3 Group	4 Industrial	5 Total
DIRECT PREMIUMS AND ANNUITY CONSIDERATIONS					
1. Life insurance.....					0
2. Annuity considerations.....					0
3. Deposit-type contract funds.....		XXX		XXX	0
4. Other considerations.....					0
5. Totals (Sum of Lines 1 to 4).....	0	0	0	0	0
DIRECT DIVIDENDS TO POLICYHOLDERS					
Life insurance:					
6.1 Paid in cash or left on deposit.....					0
6.2 Applied to pay renewal premiums.....					0
6.3 Applied to provide paid-up additions or shorten the endowment or premium-paying period.....					0
6.4 Other.....					0
6.5 Totals (Sum of Lines 6.1 to 6.4).....	0	0	0	0	0
Annuities:					
7.1 Paid in cash or left on deposit.....					0
7.2 Applied to provide paid-up annuities.....					0
7.3 Other.....					0
7.4 Totals (Sum of Lines 7.1 to 7.3).....	0	0	0	0	0
8. Grand Totals (Lines 6.5 + 7.4).....	0	0	0	0	0
DIRECT CLAIMS AND BENEFITS PAID					
9. Death benefits.....					0
10. Matured endowments.....					0
11. Annuity benefits.....					0
12. Surrender values and withdrawals for life contracts.....					0
13. Aggregate write-ins for miscellaneous direct claims and benefits paid.....	0	0	0	0	0
14. All other benefits, except accident and health.....					0
15. Totals.....	0	0	0	0	0

NONE

DETAILS OF WRITE-INS

1301.					0
1302.					0
1303.					0
1398. Summary of remaining write-ins for Line 13 from overflow page.....	0	0	0	0	0
1399. Total (Lines 1301 thru 1303 plus 1398)(Line 13 above).....	0	0	0	0	0

	Ordinary		Credit Life (Group and Individual)		Group		Industrial		Total	
	1 No.	2 Amount	3 No. of Ind. Pals. & Gr. Certifs.	4 Amount	5 No. of Certifs.	6 Amount	7 No.	8 Amount	9 No.	10 Amount
DIRECT DEATH BENEFITS AND MATURED ENDOWMENTS INCURRED										
16. Unpaid December 31, prior year.....									0	0
17. Incurred during current year.....									0	0
Settled during current year:										
18.1 By payment in full.....									0	0
18.2 By payment on compromised claims.....									0	0
18.3 Totals paid.....	0	0	0	0	0	0	0	0	0	0
18.4 Reduction by compromise.....									0	0
18.5 Amount rejected.....									0	0
18.6 Total settlements.....	0	0	0	0	0	0	0	0	0	0
19. Unpaid Dec. 31, current year (Lines 16 + 17 - 18.6).....	0	0	0	0	0	0	0	0	0	0
POLICY EXHIBIT										
20. In force December 31, prior year.....				(a).....					0	0
21. Issued during year.....									0	0
22. Other changes to in force (Net).....									0	0
23. In force December 31 of current year.....	0	0	0	(a).....	0	0	0	0	0	0

NONE

(a) Includes Individual Credit Life Insurance, prior year \$.....0 current year \$.....0.
 Includes Group Credit Life Insurance Loans less than or equal to 60 months at issue, prior year \$.....0 current year \$.....0.
 Loans greater than 60 months at issue BUT NOT GREATER THAN 120 MONTHS, prior year \$.....0 current year \$.....0.

ACCIDENT AND HEALTH INSURANCE

	1 Direct Premiums	2 Direct Premiums Earned	3 Dividends Paid Or Credited on Direct Business	4 Direct Losses Paid	5 Direct Losses Incurred
24. Group policies (b).....					
24.1 Federal Employee Health Benefits Program premium (b).....					
24.2 Credit (group and individual).....					
24.3 Collectively renewable policies (b).....					
24.4 Medicare Title XVIII exempt from state taxes or fees.....					
Other Individual Policies:					
25.1 Non-cancelable (b).....					
25.2 Guaranteed renewable (b).....					
25.3 Non-renewable for stated reasons only (b).....					
25.4 Other accident only.....					
25.5 All other (b).....					
25.6 Totals (Sum of Lines 25.1 to 25.5).....	0	0	0	0	0
26. Totals (Lines 24 + 24.1 + 24.2 + 24.3 + 24.4 + 25.6).....	0	0	0	0	0

NONE

(b) For health business on indicated lines report: Number of persons insured under PPO managed products.....0 and number of persons insured under indemnity only products.....0.



DIRECT BUSINESS IN THE STATE OF WEST VIRGINIA DURING THE YEAR
 NAIC Group Code....0901 NAIC Company Code....65269

LIFE INSURANCE

	1 Ordinary	2 Credit Life (Group and Individual)	3 Group	4 Industrial	5 Total
DIRECT PREMIUMS AND ANNUITY CONSIDERATIONS					
1. Life insurance.....					0
2. Annuity considerations.....					0
3. Deposit-type contract funds.....		XXX		XXX	0
4. Other considerations.....					0
5. Totals (Sum of Lines 1 to 4).....	0	0	0	0	0
DIRECT DIVIDENDS TO POLICYHOLDERS					
Life insurance:					
6.1 Paid in cash or left on deposit.....					0
6.2 Applied to pay renewal premiums.....					0
6.3 Applied to provide paid-up additions or shorten the endowment or premium-paying period.....					0
6.4 Other.....					0
6.5 Totals (Sum of Lines 6.1 to 6.4).....	0	0	0	0	0
Annuities:					
7.1 Paid in cash or left on deposit.....					0
7.2 Applied to provide paid-up annuities.....					0
7.3 Other.....					0
7.4 Totals (Sum of Lines 7.1 to 7.3).....	0	0	0	0	0
8. Grand Totals (Lines 6.5 + 7.4).....	0	0	0	0	0
DIRECT CLAIMS AND BENEFITS PAID					
9. Death benefits.....					0
10. Matured endowments.....					0
11. Annuity benefits.....					0
12. Surrender values and withdrawals for life contracts.....					0
13. Aggregate write-ins for miscellaneous direct claims and benefits paid.....	0	0	0	0	0
14. All other benefits, except accident and health.....					0
15. Totals.....	0	0	0	0	0

NONE

DETAILS OF WRITE-INS

1301.					0
1302.					0
1303.					0
1398. Summary of remaining write-ins for Line 13 from overflow page.....	0	0	0	0	0
1399. Total (Lines 1301 thru 1303 plus 1398)(Line 13 above).....	0	0	0	0	0

	Ordinary		Credit Life (Group and Individual)		Group		Industrial		Total	
	1 No.	2 Amount	3 No. of Ind. Pols. & Gr. Certifs.	4 Amount	5 No. of Certifs.	6 Amount	7 No.	8 Amount	9 No.	10 Amount
DIRECT DEATH BENEFITS AND MATURED ENDOWMENTS INCURRED										
16. Unpaid December 31, prior year.....									0	0
17. Incurred during current year.....									0	0
Settled during current year:										
18.1 By payment in full.....									0	0
18.2 By payment on compromised claims.....									0	0
18.3 Totals paid.....	0	0	0	0	0	0	0	0	0	0
18.4 Reduction by compromise.....									0	0
18.5 Amount rejected.....									0	0
18.6 Total settlements.....	0	0	0	0	0	0	0	0	0	0
19. Unpaid Dec. 31, current year (Lines 16 + 17 - 18.6).....	0	0	0	0	0	0	0	0	0	0
POLICY EXHIBIT										
20. In force December 31, prior year.....				(a).....					0	0
21. Issued during year.....									0	0
22. Other changes to in force (Net).....									0	0
23. In force December 31 of current year.....	0	0	0	(a).....	0	0	0	0	0	0

NONE

(a) Includes Individual Credit Life Insurance, prior year \$.....0 current year \$.....0.
 Includes Group Credit Life Insurance Loans less than or equal to 60 months at issue, prior year \$.....0 current year \$.....0.
 Loans greater than 60 months at issue BUT NOT GREATER THAN 120 MONTHS, prior year \$.....0 current year \$.....0.

ACCIDENT AND HEALTH INSURANCE

	1 Direct Premiums	2 Direct Premiums Earned	3 Dividends Paid Or Credited on Direct Business	4 Direct Losses Paid	5 Direct Losses Incurred
24. Group policies (b).....					
24.1 Federal Employee Health Benefits Program premium (b).....					
24.2 Credit (group and individual).....					
24.3 Collectively renewable policies (b).....					
24.4 Medicare Title XVIII exempt from state taxes or fees.....					
Other Individual Policies:					
25.1 Non-cancelable (b).....					
25.2 Guaranteed renewable (b).....					
25.3 Non-renewable for stated reasons only (b).....					
25.4 Other accident only.....					
25.5 All other (b).....					
25.6 Totals (Sum of Lines 25.1 to 25.5).....	0	0	0	0	0
26. Totals (Lines 24 + 24.1 + 24.2 + 24.3 + 24.4 + 25.6).....	0	0	0	0	0

NONE

(b) For health business on indicated lines report: Number of persons insured under PPO managed products.....0 and number of persons insured under indemnity only products.....0.



DIRECT BUSINESS IN THE STATE OF **WYOMING** DURING THE YEAR
 NAIC Group Code....0901 NAIC Company Code....65269

LIFE INSURANCE

	1 Ordinary	2 Credit Life (Group and Individual)	3 Group	4 Industrial	5 Total
DIRECT PREMIUMS AND ANNUITY CONSIDERATIONS					
1. Life insurance.....					0
2. Annuity considerations.....					0
3. Deposit-type contract funds.....		XXX		XXX	0
4. Other considerations.....					0
5. Totals (Sum of Lines 1 to 4).....	0	0	0	0	0
DIRECT DIVIDENDS TO POLICYHOLDERS					
Life insurance:					
6.1 Paid in cash or left on deposit.....					0
6.2 Applied to pay renewal premiums.....					0
6.3 Applied to provide paid-up additions or shorten the endowment or premium-paying period.....					0
6.4 Other.....					0
6.5 Totals (Sum of Lines 6.1 to 6.4).....	0	0	0	0	0
Annuities:					
7.1 Paid in cash or left on deposit.....					0
7.2 Applied to provide paid-up annuities.....					0
7.3 Other.....					0
7.4 Totals (Sum of Lines 7.1 to 7.3).....	0	0	0	0	0
8. Grand Totals (Lines 6.5 + 7.4).....	0	0	0	0	0
DIRECT CLAIMS AND BENEFITS PAID					
9. Death benefits.....					0
10. Matured endowments.....					0
11. Annuity benefits.....					0
12. Surrender values and withdrawals for life contracts.....					0
13. Aggregate write-ins for miscellaneous direct claims and benefits paid.....	0	0	0	0	0
14. All other benefits, except accident and health.....					0
15. Totals.....	0	0	0	0	0

NONE

DETAILS OF WRITE-INS

1301.					0
1302.					0
1303.					0
1398. Summary of remaining write-ins for Line 13 from overflow page.....	0	0	0	0	0
1399. Total (Lines 1301 thru 1303 plus 1398)(Line 13 above).....	0	0	0	0	0

	Ordinary		Credit Life (Group and Individual)		Group		Industrial		Total	
	1 No.	2 Amount	3 No. of Ind. Pols. & Gr. Certifs.	4 Amount	5 No. of Certifs.	6 Amount	7 No.	8 Amount	9 No.	10 Amount
DIRECT DEATH BENEFITS AND MATURED ENDOWMENTS INCURRED										
16. Unpaid December 31, prior year.....									0	0
17. Incurred during current year.....									0	0
Settled during current year:										
18.1 By payment in full.....									0	0
18.2 By payment on compromised claims.....									0	0
18.3 Totals paid.....	0	0	0	0	0	0	0	0	0	0
18.4 Reduction by compromise.....									0	0
18.5 Amount rejected.....									0	0
18.6 Total settlements.....	0	0	0	0	0	0	0	0	0	0
19. Unpaid Dec. 31, current year (Lines 16 + 17 - 18.6).....	0	0	0	0	0	0	0	0	0	0
POLICY EXHIBIT										
20. In force December 31, prior year.....				(a).....					0	0
21. Issued during year.....									0	0
22. Other changes to in force (Net).....									0	0
23. In force December 31 of current year.....	0	0	0	(a).....	0	0	0	0	0	0

NONE

(a) Includes Individual Credit Life Insurance, prior year \$.....0 current year \$.....0.
 Includes Group Credit Life Insurance Loans less than or equal to 60 months at issue, prior year \$.....0 current year \$.....0.
 Loans greater than 60 months at issue BUT NOT GREATER THAN 120 MONTHS, prior year \$.....0 current year \$.....0.

ACCIDENT AND HEALTH INSURANCE

	1 Direct Premiums	2 Direct Premiums Earned	3 Dividends Paid Or Credited on Direct Business	4 Direct Losses Paid	5 Direct Losses Incurred
24. Group policies (b).....					
24.1 Federal Employee Health Benefits Program premium (b).....					
24.2 Credit (group and individual).....					
24.3 Collectively renewable policies (b).....					
24.4 Medicare Title XVIII exempt from state taxes or fees.....					
Other Individual Policies:					
25.1 Non-cancelable (b).....					
25.2 Guaranteed renewable (b).....					
25.3 Non-renewable for stated reasons only (b).....					
25.4 Other accident only.....					
25.5 All other (b).....					
25.6 Totals (Sum of Lines 25.1 to 25.5).....	0	0	0	0	0
26. Totals (Lines 24 + 24.1 + 24.2 + 24.3 + 24.4 + 25.6).....	0	0	0	0	0

NONE

(b) For health business on indicated lines report: Number of persons insured under PPO managed products.....0 and number of persons insured under indemnity only products.....0.

FORM FOR CALCULATING THE INTEREST MAINTENANCE RESERVE

Interest Maintenance Reserve

	1 Amount
1. Reserve as of December 31, prior year.....	54,962
2. Current year's realized pre-tax capital gains/(losses) of \$.....0 transferred into the reserve net of taxes of \$.....0.....	
3. Adjustment for current year's liability gains/(losses) released from the reserve.....	
4. Balance before reduction for amount transferred to Summary of Operations (Line 1 + Line 2 + Line 3).....	54,962
5. Current year's amortization released to Summary of Operations (Amortization, Line 1, Column 4).....	2,321
6. Reserve as of December 31, current year (Line 4 minus Line 5).....	52,641

Amortization

Year of Amortization	1 Reserve as of December 31, Prior Year	2 Current Year's Realized Capital Gains/(Losses) Transferred into the Reserve Net of Taxes	3 Adjustment for Current Year's Liability Gains/(Losses) Released from the Reserve	4 Balance Before Reduction for the Current Year's Amortization (Cols. 1 + 2 + 3)
1. 2012.....	2,321			2,321
2. 2013.....	2,478			2,478
3. 2014.....	2,627			2,627
4. 2015.....	2,859			2,859
5. 2016.....	3,083			3,083
6. 2017.....	3,240			3,240
7. 2018.....	3,546			3,546
8. 2019.....	3,770			3,770
9. 2020.....	4,076			4,076
10. 2021.....	4,316			4,316
11. 2022.....	4,689			4,689
12. 2023.....	4,932			4,932
13. 2024.....	4,563			4,563
14. 2025.....	3,651			3,651
15. 2026.....	2,666			2,666
16. 2027.....	1,607			1,607
17. 2028.....	538			538
18. 2029.....				0
19. 2030.....				0
20. 2031.....				0
21. 2032.....				0
22. 2033.....				0
23. 2034.....				0
24. 2035.....				0
25. 2036.....				0
26. 2037.....				0
27. 2038.....				0
28. 2039.....				0
29. 2040.....				0
30. 2041.....				0
31. 2042 and Later.....				0
32. Total (Lines 1 to 31).....	54,962	0	0	54,962

ASSET VALUATION RESERVE

	Default Component			Equity Component			7 Total Amount (Cols. 3 + 6)
	1 Other Than Mortgage Loans	2 Mortgage Loans	3 Total (Cols. 1 + 2)	4 Common Stock	5 Real Estate and Other Invested Assets	6 Total (Cols. 4 + 5)	
1. Reserve as of December 31, prior year.....	75		75			0	75
2. Realized capital gains/(losses) net of taxes - General Account.....			0			0	0
3. Realized capital gains/(losses) net of taxes - Separate Accounts.....			0			0	0
4. Unrealized capital gains/(losses) - net of deferred taxes - General Account.....			0			0	0
5. Unrealized capital gains/(losses) - net of deferred taxes - Separate Accounts.....			0			0	0
6. Capital gains credited/(losses charged) to contract benefits, payments or reserves.....			0			0	0
7. Basic contribution.....	10		10			0	10
8. Accumulated balances (Lines 1 through 5, minus 6 plus 7).....	85	0	85	0	0	0	85
9. Maximum reserve.....	75		75			0	75
10. Reserve objective.....	58		58			0	58
11. 20% of (Line 10 minus Line 8).....	(5)	0	(5)	0	0	0	(5)
12. Balance before transfers (Lines 8 + 11).....	79	0	79	0	0	0	79
13. Transfers.....			0			0	XXX
14. Voluntary contribution.....			0			0	0
15. Adjustment down to maximum/up to zero.....	(4)		(4)			0	(4)
16. Reserve as of December 31, current year (Lines 12 + 13 + 14 + 15).....	75	0	75	0	0	0	75

ASSET VALUATION RESERVE

Basic Contribution, Reserve Objective and Maximum Reserve Calculations

Default Component

Line Number	NAIC Designation	Description	1 Book/Adjusted Carrying Value	2 Reclassify Related Party Encumbrances	3 Add Third Party Encumbrances	4 Balance for AVR Reserve Calculations (Cols. 1 + 2 + 3)	Basic Contribution		Reserve Objective		Maximum Reserve	
							5 Factor	6 Amount (Cols. 4 x 5)	7 Factor	8 Amount (Cols. 4 x 7)	9 Factor	10 Amount (Cols. 4 x 9)
LONG-TERM BONDS												
1		Exempt obligations.....	2,000,053	XXX	XXX	2,000,053	0.0000	0	0.0000	0	0.0000	0
2	1	Highest quality.....		XXX	XXX	0	0.0004	0	0.0023	0	0.0030	0
3	2	High quality.....		XXX	XXX	0	0.0019	0	0.0058	0	0.0090	0
4	3	Medium quality.....		XXX	XXX	0	0.0093	0	0.0230	0	0.0340	0
5	4	Low quality.....		XXX	XXX	0	0.0213	0	0.0530	0	0.0750	0
6	5	Lower quality.....		XXX	XXX	0	0.0432	0	0.1100	0	0.1700	0
7	6	In or near default.....		XXX	XXX	0	0.0000	0	0.2000	0	0.2000	0
8		Total unrated multi-class securities acquired by conversion.....		XXX	XXX	0	XXX	0	XXX	0	XXX	0
9		Total bonds (sum of Lines 1 through 8).....	2,000,053	XXX	XXX	2,000,053	XXX	0	XXX	0	XXX	0
PREFERRED STOCKS												
10	1	Highest quality.....		XXX	XXX	0	0.0004	0	0.0023	0	0.0030	0
11	2	High quality.....		XXX	XXX	0	0.0019	0	0.0058	0	0.0090	0
12	3	Medium quality.....		XXX	XXX	0	0.0093	0	0.0230	0	0.0340	0
13	4	Low quality.....		XXX	XXX	0	0.0213	0	0.0530	0	0.0750	0
14	5	Lower quality.....		XXX	XXX	0	0.0432	0	0.1100	0	0.1700	0
15	6	In or near default.....		XXX	XXX	0	0.0000	0	0.2000	0	0.2000	0
16		Affiliated life with AVR.....		XXX	XXX	0	0.0000	0	0.0000	0	0.0000	0
17		Total preferred stocks (sum of Lines 10 through 16).....	0	XXX	XXX	0	XXX	0	XXX	0	XXX	0
SHORT-TERM BONDS												
18		Exempt obligations.....	1,123,919	XXX	XXX	1,123,919	0.0000	0	0.0000	0	0.0000	0
19	1	Highest quality.....	25,000	XXX	XXX	25,000	0.0004	10	0.0023	58	0.0030	75
20	2	High quality.....		XXX	XXX	0	0.0019	0	0.0058	0	0.0090	0
21	3	Medium quality.....		XXX	XXX	0	0.0093	0	0.0230	0	0.0340	0
22	4	Low quality.....		XXX	XXX	0	0.0213	0	0.0530	0	0.0750	0
23	5	Lower quality.....		XXX	XXX	0	0.0432	0	0.1100	0	0.1700	0
24	6	In or near default.....		XXX	XXX	0	0.0000	0	0.2000	0	0.2000	0
25		Total short-term bonds (sum of Lines 18 thru 24).....	1,148,919	XXX	XXX	1,148,919	XXX	10	XXX	58	XXX	75

ASSET VALUATION RESERVE (continued)

Basic Contribution, Reserve Objective and Maximum Reserve Calculations

Default Component

Line Number	NAIC Designation	Description	1 Book/Adjusted Carrying Value	2 Reclassify Related Party Encumbrances	3 Add Third Party Encumbrances	4 Balance for AVR Reserve Calculations (Cols. 1 + 2 + 3)	Basic Contribution		Reserve Objective		Maximum Reserve	
							5 Factor	6 Amount (Cols. 4 x 5)	7 Factor	8 Amount (Cols. 4 x 7)	9 Factor	10 Amount (Cols. 4 x 9)
DERIVATIVE INSTRUMENTS												
26		Exchange-traded.....		XXX	XXX	0	0.0004	0	0.0023	0	0.0030	0
27	1	Highest quality.....		XXX	XXX	0	0.0004	0	0.0023	0	0.0030	0
28	2	High quality.....		XXX	XXX	0	0.0019	0	0.0058	0	0.0090	0
29	3	Medium quality.....		XXX	XXX	0	0.0093	0	0.0230	0	0.0340	0
30	4	Low quality.....		XXX	XXX	0	0.0213	0	0.0530	0	0.0750	0
31	5	Lower quality.....		XXX	XXX	0	0.0432	0	0.1100	0	0.1700	0
32	6	In or near default.....		XXX	XXX	0	0.0000	0	0.2000	0	0.2000	0
33		Total derivative instruments.....	0	XXX	XXX	0	XXX	0	XXX	0	XXX	0
34		TOTAL (Lines 9 + 17 + 25 + 33).....	3,148,972	XXX	XXX	3,148,972	XXX	10	XXX	58	XXX	75
MORTGAGE LOANS												
In good standing:												
35		Farm mortgages.....			XXX	0	(a)	0	(a)	0	(a)	0
36		Residential mortgages-insured or guaranteed.....			XXX	0	0.0003	0	0.0006	0	0.0010	0
37		Residential mortgages-all other.....			XXX	0	0.0013	0	0.0030	0	0.0040	0
38		Commercial mortgages-insured or guaranteed.....			XXX	0	0.0003	0	0.0006	0	0.0010	0
39		Commercial mortgages-all other.....			XXX	0	(a)	0	(a)	0	(a)	0
40		In good standing with restructured terms.....			XXX	0	(b)	0	(b)	0	(b)	0
Overdue, not in process:												
41		Farm mortgages.....			XXX	0	0.0420	0	0.0760	0	0.1200	0
42		Residential mortgages-insured or guaranteed.....			XXX	0	0.0005	0	0.0012	0	0.0020	0
43		Residential mortgages-all other.....			XXX	0	0.0025	0	0.0058	0	0.0090	0
44		Commercial mortgages-insured or guaranteed.....			XXX	0	0.0005	0	0.0012	0	0.0020	0
45		Commercial mortgages-all other.....			XXX	0	0.0420	0	0.0760	0	0.1200	0
In process of foreclosure:												
46		Farm mortgages.....			XXX	0	0.0000	0	0.1700	0	0.1700	0
47		Residential mortgages-insured or guaranteed.....			XXX	0	0.0000	0	0.0040	0	0.0040	0
48		Residential mortgages-all other.....			XXX	0	0.0000	0	0.0130	0	0.0130	0
49		Commercial mortgages-insured or guaranteed.....			XXX	0	0.0000	0	0.0040	0	0.0040	0
50		Commercial mortgages-all other.....			XXX	0	0.0000	0	0.1700	0	0.1700	0
51		Total Schedule B mortgages (sum of Lines 35 through 50).....	0	0	XXX	0	XXX	0	XXX	0	XXX	0
52		Schedule DA mortgages.....			XXX	0	(c)	0	(c)	0	(c)	0
53		Total mortgage loans on real estate (Lines 51 + 52).....	0	0	XXX	0	XXX	0	XXX	0	XXX	0

31

(a) Times the company's experience adjustment factor (EAF).

(b) Column 9 is the greater of 6.4% without any EAF adjustments or a company's EAF adjusted In Good Standing (IGS) factor plus 150 basis points. Columns 5 and 7 are 28% and 62% respectively of Column 9.

(c) Determined using the same factors and breakdowns used for directly owned mortgage loans.

AVR-Equity Component (Lines 1-30)
NONE

AVR-Equity Component (Lines 31-55)
NONE

AVR-Equity Component (Lines 56-74)
NONE

AVR-Replications (Synthetic) Assets
NONE

Sch. F
NONE

Sch. H-Pt. 1
NONE

Sch. H-Pt. 2
NONE

Sch. H-Pt. 3
NONE

Sch. H-Pt. 4
NONE

Sch. H-Pt. 5
NONE

Sch. S-Pt. 1-Sn. 1
NONE

Sch. S-Pt. 1-Sn. 2
NONE

Sch. S-Pt. 2
NONE

Sch. S-Pt. 3-Sn. 1
NONE

Sch. S-Pt. 3-Sn. 2
NONE

Sch. S-Pt. 4
NONE

Sch. S-Pt. 5
NONE

Sch. S-Pt. 5
NONE

SCHEDULE S - PART 6

Five-Year Exhibit of Reinsurance Ceded Business
(000 Omitted)

	1 2012	2 2011	3 2010	4 2009	5 2008
A. OPERATIONS ITEMS					
1. Premiums and annuity considerations for life and accident and health contracts.....					
2. Commissions and reinsurance expense allowances.....					
3. Contract claims.....					
4. Surrender benefits and withdrawals for life contracts.....					
5. Dividends to policyholders.....					
6. Reserve adjustments on reinsurance ceded.....					
7. Increase in aggregate reserves for life and accident and health contracts.....					
B. BALANCE SHEET ITEMS					
8. Premiums and annuity considerations for life and accident and health contracts deferred and uncollected.....					
9. Aggregate reserves for life and accident and health contracts.....					
10. Liability for deposit-type contracts.....					
11. Contract claims unpaid.....					
12. Amounts recoverable on reinsurance.....					
13. Experience rating refunds due or unpaid.....					
14. Policyholders' dividends (not included in Line 10).....					
15. Commissions and reinsurance expense allowances due.....					
16. Unauthorized reinsurance offset.....					
17. Offset for reinsurance with certified reinsurers.....		XXX	XXX	XXX	XXX
C. UNAUTHORIZED REINSURANCE (DEPOSITS BY AND FUNDS WITHHELD FROM)					
18. Funds deposited by and withheld from (F).....					
19. Letters of credit (L).....					
20. Trust agreements (T).....					
21. Other (O).....					
D. REINSURANCE WITH CERTIFIED REINSURERS (DEPOSITS BY AND FUNDS WITHHELD FROM)					
22. Multiple beneficiary trust.....		XXX	XXX	XXX	XXX
23. Funds deposited by and withheld from (F).....		XXX	XXX	XXX	XXX
24. Letters of credit (L).....		XXX	XXX	XXX	XXX
25. Trust agreements (T).....		XXX	XXX	XXX	XXX
26. Other (O).....		XXX	XXX	XXX	XXX

NONE

SCHEDULE S - PART 7

Restatement of Balance Sheet to Identify Net Credit for Ceded Reinsurance

	1 As Reported (Net of Ceded)	2 Restatement Adjustments	3 Restated (Gross of Ceded)
ASSETS (Page 2, Col. 3)			
1. Cash and invested assets (Line 12).....	3,166,916		3,166,916
2. Reinsurance (Line 16).....			0
3. Premiums and considerations (Line 15).....			0
4. Net credit for ceded reinsurance.....	XXX	0	0
5. All other admitted assets (balance).....	11,338		11,338
6. Total assets excluding Separate Accounts (Line 26).....	3,178,254	0	3,178,254
7. Separate Account Assets (Line 27).....			0
8. Total assets (Line 28).....	3,178,254	0	3,178,254
LIABILITIES, CAPITAL AND SURPLUS (Page 3)			
9. Contract reserves (Lines 1 and 2).....			0
10. Liability for deposit-type contracts (Line 3).....			0
11. Claim reserves (Line 4).....			0
12. Policyholder dividends/reserves (Lines 5 through 7).....			0
13. Premium & annuity considerations received in advance (Line 8).....			0
14. Other contract liabilities (Line 9).....	52,641		52,641
15. Reinsurance in unauthorized companies (Line 24.02 minus inset amount).....			0
16. Funds held under reinsurance treaties with unauthorized reinsurers (Line 24.03 minus inset amount).....			0
17. Reinsurance with certified reinsurers (Line 24.02 inset amount).....			0
18. Funds held under reinsurance treaties with certified reinsurers (Line 24.03 inset amount).....			0
19. All other liabilities (balance).....	5,363		5,363
20. Total liabilities excluding Separate Accounts (Line 26).....	58,004	0	58,004
21. Separate Account liabilities (Line 27).....			0
22. Total liabilities (Line 28).....	58,004	0	58,004
23. Capital & surplus (Line 38).....	3,120,250	XXX	3,120,250
24. Total liabilities, capital & surplus (Line 39).....	3,178,254	0	3,178,254
NET CREDIT FOR CEDED REINSURANCE			
25. Contract reserves.....	0		0
26. Claim reserves.....	0		0
27. Policyholder dividends/reserves.....	0		0
28. Premium & annuity considerations received in advance.....	0		0
29. Liability for deposit-type contracts.....	0		0
30. Other contract liabilities.....	0		0
31. Reinsurance ceded assets.....	0		0
32. Other ceded reinsurance recoverables.....	0		0
33. Total ceded reinsurance recoverables.....	0		0
34. Premiums and considerations.....	0		0
35. Reinsurance in unauthorized companies.....	0		0
36. Funds held under reinsurance treaties with unauthorized reinsurers.....	0		0
37. Reinsurance with certified reinsurers.....	0		0
38. Funds held under reinsurance treaties with certified reinsurers.....	0		0
39. Other ceded reinsurance payables/offsets.....	0		0
40. Total ceded reinsurance payables/offsets.....	0		0
41. Total net credit for ceded reinsurance.....	0		0

SCHEDULE T - PART 2

INTERSTATE COMPACT - EXHIBIT OF PREMIUMS WRITTEN

Allocated by States and Territories

States, Etc.	Direct Business Only					
	1 Life (Group and Individual)	2 Annuities (Group and Individual)	3 Disability Income (Group and Individual)	4 Long-Term Care (Group and Individual)	5 Deposit-Type Contracts	6 Totals
1. Alabama.....AL						.0
2. Alaska.....AK						.0
3. Arizona.....AZ						.0
4. Arkansas.....AR						.0
5. California.....CA						.0
6. Colorado.....CO						.0
7. Connecticut.....CT						.0
8. Delaware.....DE						.0
9. District of Columbia.....DC						.0
10. Florida.....FL						.0
11. Georgia.....GA						.0
12. Hawaii.....HI						.0
13. Idaho.....ID						.0
14. Illinois.....IL						.0
15. Indiana.....IN						.0
16. Iowa.....IA						.0
17. Kansas.....KS						.0
18. Kentucky.....KY						.0
19. Louisiana.....LA						.0
20. Maine.....ME						.0
21. Maryland.....MD						.0
22. Massachusetts.....MA						.0
23. Michigan.....MI						.0
24. Minnesota.....MN						.0
25. Mississippi.....MS						.0
26. Missouri.....MO						.0
27. Montana.....MT						.0
28. Nebraska.....NE						.0
29. Nevada.....NV						.0
30. New Hampshire.....NH						.0
31. New Jersey.....NJ						.0
32. New Mexico.....NM						.0
33. New York.....NY						.0
34. North Carolina.....NC						.0
35. North Dakota.....ND						.0
36. Ohio.....OH						.0
37. Oklahoma.....OK						.0
38. Oregon.....OR						.0
39. Pennsylvania.....PA						.0
40. Rhode Island.....RI						.0
41. South Carolina.....SC						.0
42. South Dakota.....SD						.0
43. Tennessee.....TN						.0
44. Texas.....TX						.0
45. Utah.....UT						.0
46. Vermont.....VT						.0
47. Virginia.....VA						.0
48. Washington.....WA						.0
49. West Virginia.....WV						.0
50. Wisconsin.....WI						.0
51. Wyoming.....WY						.0
52. American Samoa.....AS						.0
53. Guam.....GU						.0
54. Puerto Rico.....PR						.0
55. US Virgin Islands.....VI						.0
56. Northern Mariana Islands.....MP						.0
57. Canada.....CAN						.0
58. Aggregate Other Alien.....OT						.0
59. Totals.....	.0	.0	.0	.0	.0	.0

NONE

SCHEDULE Y

PART 1A - DETAIL OF INSURANCE HOLDING COMPANY SYSTEM

1	2	3	4	5	6	7	8	9	10	11	12	13	14	15
Group Code	Group Name	NAIC Company Code	Federal ID Number	Federal RSSD	CIK	Name of Securities Exchange if Publicly Traded (U.S. or International)	Names of Parent, Subsidiaries or Affiliates	Domiciliary Location	Relationship to Reporting Entity	Directly Controlled by (Name of Entity/Person)	Type of Control (Ownership Board, Management Attorney-in-Fact, Influence, Other)	If Control is Ownership Provide Percentage	Ultimate Controlling Entity(ies)/Person(s)	*
Members														
	Cigna Group.....		06-1059331	1591167....	0000701221	US.....	Cigna Corporation.....	DE.....	UIP.....	Cigna Corporation.....	Ownership.....	100.000	Cigna Corporation.....	
	Cigna Group.....		06-1072796	1591167....	0000701221		Cigna Holdings, Inc.....	DE.....	UIP.....	Cigna Corporation.....	Ownership.....	100.000	Cigna Corporation.....	
	Cigna Group.....		51-0402128	1591167....	0000701221		Cigna Intellectual Property, Inc.....	DE.....	NIA.....	Cigna Holdings, Inc.....	Ownership.....	100.000	Cigna Corporation.....	
	Cigna Group.....		06-1095823	1591167....	0000701221		Cigna Investment Group, Inc.....	DE.....	NIA.....	Cigna Holdings, Inc.....	Ownership.....	100.000	Cigna Corporation.....	
	Cigna Group.....		52-0291385	1591167....	0000701221		Cigna International Finance, Inc.....	DE.....	NIA.....	Cigna Investment Group, Inc.....	Ownership.....	100.000	Cigna Corporation.....	
	Cigna Group.....		23-1914061	1591167....	0000701221		Former Cigna Investments, Inc.....	DE.....	NIA.....	Cigna Investment Group, Inc.....	Ownership.....	100.000	Cigna Corporation.....	
	Cigna Group.....		06-0861092	1591167....	0000701221		Cigna Investments, Inc.....	DE.....	NIA.....	Cigna Investment Group, Inc.....	Ownership.....	100.000	Cigna Corporation.....	
	Cigna Group.....		06-1336442	1591167....	0000701221		Cigna Mezzanine Partners III, L.P.....	DE.....	NIA.....	Cigna Investments, Inc.....	Ownership.....	100.000	Cigna Corporation.....	
	Cigna Group.....		06-1207641	1591167....	0000701221		Cottage Grove Real Estate, Inc.....	DE.....	NIA.....	Cigna Investment Group, Inc.....	Ownership.....	100.000	Cigna Corporation.....	
	Cigna Group.....		06-1336442	1591167....	0000701221		Cigna Mezzanine Partners III, Inc.....	DE.....	NIA.....	Cigna Mezzanine Partners III, Inc.....	Ownership.....	100.000	Cigna Corporation.....	
	Cigna Group.....		01-0947889	1591167....	0000701221		Cigna Benefits Financing, Inc.....	DE.....	NIA.....	Cigna Investments, Inc.....	Ownership.....	100.000	Cigna Corporation.....	
	Cigna Group.....		06-0840391	1591167....	0000701221		Connecticut General Corporation.....	CT.....	UIP.....	Cigna Holdings, Inc.....	Ownership.....	100.000	Cigna Corporation.....	
	Cigna Group.....		81-0585518	1591167....	0000701221		Benefit Management Corp.....	MT.....	NIA.....	Connecticut General Corporation.....	Ownership.....	100.000	Cigna Corporation.....	
	Cigna Group.....	12814.....	20-4433475	1591167....	0000701221		Allegiance Life & Health Insurance Company.....	MT.....	IA.....	Benefit Management Corp.....	Ownership.....	100.000	Cigna Corporation.....	
	Cigna Group.....		20-3851464	1591167....	0000701221		Allegiance Re, Inc.....	MT.....	NIA.....	Benefit Management Corp.....	Ownership.....	100.000	Cigna Corporation.....	
	Cigna Group.....		81-0400550	1591167....	0000701221		Allegiance Benefit Plan Management, Inc.....	MT.....	NIA.....	Benefit Management Corp.....	Ownership.....	100.000	Cigna Corporation.....	
	Cigna Group.....		71-0916514	1591167....	0000701221		Allegiance COBRA Services, Inc.....	MT.....	NIA.....	Benefit Management Corp.....	Ownership.....	100.000	Cigna Corporation.....	
	Cigna Group.....		00-0000000	1591167....	0000701221		Allegiance Provider Direct, LLC.....	MT.....	NIA.....	Benefit Management Corp.....	Ownership.....	100.000	Cigna Corporation.....	
	Cigna Group.....		00-0000000	1591167....	0000701221		Community Health Network, LLC.....	MT.....	NIA.....	Benefit Management Corp.....	Ownership.....	100.000	Cigna Corporation.....	
	Cigna Group.....		81-0425785	1591167....	0000701221		Intermountain Underwriters, Inc.....	MT.....	NIA.....	Benefit Management Corp.....	Ownership.....	100.000	Cigna Corporation.....	
	Cigna Group.....		00-0000000	1591167....	0000701221		Star Point, LLC.....	MT.....	NIA.....	Benefit Management Corp.....	Ownership.....	100.000	Cigna Corporation.....	
	Cigna Group.....		20-1821898	1591167....	0000701221		HealthSpring, Inc.....	DE.....	NIA.....	Connecticut General Corporation.....	Ownership.....	100.000	Cigna Corporation.....	
	Cigna Group.....		76-0628370	1591167....	0000701221		NewQuest, LLC.....	TX.....	NIA.....	HealthSpring, Inc.....	Ownership.....	100.000	Cigna Corporation.....	
	Cigna Group.....		52-1929677	1591167....	0000701221		Bravo Health, LLC.....	DE.....	NIA.....	NewQuest, LLC.....	Ownership.....	100.000	Cigna Corporation.....	
	Cigna Group.....	10095.....	52-2259087	1591167....	0000701221		Bravo Health Mid-Atlantic, Inc.....	MD.....	IA.....	Bravo Health, LLC.....	Ownership.....	100.000	Cigna Corporation.....	
	Cigna Group.....	11254.....	52-2363406	1591167....	0000701221		Bravo Health Pennsylvania, Inc.....	PA.....	IA.....	Bravo Health, LLC.....	Ownership.....	100.000	Cigna Corporation.....	
	Cigna Group.....	12902.....	20-8534298	1591167....	0000701221		HealthSpring Life & Health Insurance Company, Inc.....	TX.....	IA.....	NewQuest, LLC.....	Ownership.....	100.000	Cigna Corporation.....	
	Cigna Group.....	95781.....	63-0925225	1591167....	0000701221		HealthSpring of Alabama, Inc.....	AL.....	IA.....	NewQuest, LLC.....	Ownership.....	100.000	Cigna Corporation.....	
	Cigna Group.....	11532.....	65-1129599	1591167....	0000701221		HealthSpring of Florida, Inc.....	FL.....	IA.....	NewQuest, LLC.....	Ownership.....	100.000	Cigna Corporation.....	
	Cigna Group.....		77-0632665	1591167....	0000701221		NewQuest Management of Illinois, LLC.....	IL.....	NIA.....	NewQuest, LLC.....	Ownership.....	100.000	Cigna Corporation.....	
	Cigna Group.....		20-4954206	1591167....	0000701221		NewQuest Management of Florida, LLC.....	FL.....	NIA.....	NewQuest, LLC.....	Ownership.....	100.000	Cigna Corporation.....	
	Cigna Group.....		20-8647386	1591167....	0000701221		HealthSpring Management of America, LLC.....	DE.....	NIA.....	NewQuest, LLC.....	Ownership.....	100.000	Cigna Corporation.....	
	Cigna Group.....		45-2043106	1591167....	0000701221		HealthSpring Financial Services, LLC.....	DE.....	NIA.....	NewQuest, LLC.....	Ownership.....	100.000	Cigna Corporation.....	
	Cigna Group.....		45-0633893	1591167....	0000701221		NewQuest Management of West Virginia, LLC.....	DE.....	NIA.....	NewQuest, LLC.....	Ownership.....	100.000	Cigna Corporation.....	
	Cigna Group.....		75-3108527	1591167....	0000701221		TexQuest, LLC.....	DE.....	NIA.....	NewQuest, LLC.....	Ownership.....	100.000	Cigna Corporation.....	
	Cigna Group.....		75-3108521	1591167....	0000701221		HouQuest, LLC.....	DE.....	NIA.....	NewQuest, LLC.....	Ownership.....	100.000	Cigna Corporation.....	

SCHEDULE Y

PART 1A - DETAIL OF INSURANCE HOLDING COMPANY SYSTEM

1	2	3	4	5	6	7	8	9	10	11	12	13	14	15
Group Code	Group Name	NAIC Company Code	Federal ID Number	Federal RSSD	CIK	Name of Securities Exchange if Publicly Traded (U.S. or International)	Names of Parent, Subsidiaries or Affiliates	Domiciliary Location	Relationship to Reporting Entity	Directly Controlled by (Name of Entity/Person)	Type of Control (Ownership Board, Management Attorney-in-Fact, Influence, Other)	If Control is Ownership Provide Percentage	Ultimate Controlling Entity(ies)/Person(s)	*
	Cigna Group.....		76-0657035	1591167....	0000701221		GulfQuest, LP.....	TX.....	NIA.....	HouQuest, LLC.....	Ownership.....	...99.000	Cigna Corporation.....	
	Cigna Group.....		33-1033586	1591167....	0000701221		NewQuest Management of Alabama, LLC.....	AL.....	NIA.....	NewQuest, LLC.....	Ownership.....	...100.000	Cigna Corporation.....	
	Cigna Group.....		72-1559530	1591167....	0000701221		HealthSpring USA, LLC.....	TN.....	NIA.....	NewQuest, LLC.....	Ownership.....	...100.000	Cigna Corporation.....	
	Cigna Group.....		62-1540621	1591167....	0000701221		HealthSpring Management, Inc.....	TN.....	NIA.....	NewQuest, LLC.....	Ownership.....	...100.000	Cigna Corporation.....	
	Cigna Group.....	11522.	62-1593150	1591167....	0000701221		HealthSpring of Tennessee, Inc.....	TN.....	IA.....	HealthSpring Management, Inc.....	Ownership.....	...100.000	Cigna Corporation.....	
	Cigna Group.....		20-5524622	1591167....	0000701221		Tennessee Quest, LLC.....	TN.....	NIA.....	HealthSpring Management, Inc.....	Ownership.....	...100.000	Cigna Corporation.....	
	Cigna Group.....		26-2353476	1591167....	0000701221		HealthSpring Pharmacy Services, LLC.....	DE.....	NIA.....	NewQuest, LLC.....	Ownership.....	...100.000	Cigna Corporation.....	
	Cigna Group.....		26-2353772	1591167....	0000701221		HealthSpring Pharmacy of Tennessee, LLC.....	DE.....	NIA.....	HealthSpring Pharmacy Services, LLC.....	Ownership.....	...100.000	Cigna Corporation.....	
	Cigna Group.....	13733.	03-0452349	1591167....	0000701221		Cigna Arbor Life Insurance Company.....	CT.....	IA.....	Connecticut General Corporation.....	Ownership.....	...100.000	Cigna Corporation.....	
	Cigna Group.....		41-1648670	1591167....	0000701221		Cigna Behavioral Health, Inc.....	MN.....	NIA.....	Connecticut General Corporation.....	Ownership.....	...100.000	Cigna Corporation.....	
	Cigna Group.....		94-3107309	1591167....	0000701221		Cigna Behavioral Health of California, Inc.....	CA.....	IA.....	Cigna Behavioral Health, Inc.....	Ownership.....	...100.000	Cigna Corporation.....	
	Cigna Group.....		75-2751090	1591167....	0000701221		Cigna Behavioral Health of Texas, Inc.....	TX.....	NIA.....	Cigna Behavioral Health, Inc.....	Ownership.....	...100.000	Cigna Corporation.....	
	Cigna Group.....		06-1346406	1591167....	0000701221		MCC Independent Practice Association of New York, Inc.....	NY.....	NIA.....	Cigna Behavioral Health, Inc.....	Ownership.....	...100.000	Cigna Corporation.....	
	Cigna Group.....		59-2308055	1591167....	0000701221		Cigna Dental Health, Inc.....	FL.....	NIA.....	Connecticut General Corporation.....	Ownership.....	...100.000	Cigna Corporation.....	
	Cigna Group.....		59-2600475	1591167....	0000701221		Cigna Dental Health Of California, Inc.....	CA.....	IA.....	Cigna Dental Health, Inc.....	Ownership.....	...100.000	Cigna Corporation.....	
	Cigna Group.....	11175.	59-2675861	1591167....	0000701221		Cigna Dental Health Of Colorado, Inc.....	CO.....	IA.....	Cigna Dental Health, Inc.....	Ownership.....	...100.000	Cigna Corporation.....	
	Cigna Group.....	95380.	59-2676987	1591167....	0000701221		Cigna Dental Health Of Delaware, Inc.....	DE.....	IA.....	Cigna Dental Health, Inc.....	Ownership.....	...100.000	Cigna Corporation.....	
	Cigna Group.....	52021.	59-1611217	1591167....	0000701221		Cigna Dental Health Of Florida, Inc.....	FL.....	IA.....	Cigna Dental Health, Inc.....	Ownership.....	...100.000	Cigna Corporation.....	
	Cigna Group.....		06-1351097	1591167....	0000701221		Cigna Dental Health of Illinois, Inc.....	IL.....	IA.....	Cigna Dental Health, Inc.....	Ownership.....	...100.000	Cigna Corporation.....	
	Cigna Group.....	52024.	59-2625350	1591167....	0000701221		Cigna Dental Health Of Kansas, Inc.....	KS.....	IA.....	Cigna Dental Health, Inc.....	Ownership.....	...100.000	Cigna Corporation.....	
	Cigna Group.....	52108.	59-2619589	1591167....	0000701221		Cigna Dental Health Of Kentucky, Inc.....	KY.....	IA.....	Cigna Dental Health, Inc.....	Ownership.....	...100.000	Cigna Corporation.....	
	Cigna Group.....	11160.	06-1582068	1591167....	0000701221		Cigna Dental Health Of Missouri, Inc.....	MO.....	IA.....	Cigna Dental Health, Inc.....	Ownership.....	...100.000	Cigna Corporation.....	
	Cigna Group.....	11167.	59-2308062	1591167....	0000701221		Cigna Dental Health Of New Jersey, Inc.....	NJ.....	IA.....	Cigna Dental Health, Inc.....	Ownership.....	...100.000	Cigna Corporation.....	
	Cigna Group.....	95179.	56-1803464	1591167....	0000701221		Cigna Dental Health Of North Carolina, Inc.....	NC.....	IA.....	Cigna Dental Health, Inc.....	Ownership.....	...100.000	Cigna Corporation.....	
	Cigna Group.....	47805.	59-2579774	1591167....	0000701221		Cigna Dental Health Of Ohio, Inc.....	OH.....	IA.....	Cigna Dental Health, Inc.....	Ownership.....	...100.000	Cigna Corporation.....	
	Cigna Group.....	47041.	52-1220578	1591167....	0000701221		Cigna Dental Health Of Pennsylvania, Inc.....	PA.....	IA.....	Cigna Dental Health, Inc.....	Ownership.....	...100.000	Cigna Corporation.....	
	Cigna Group.....	95037.	59-2676977	1591167....	0000701221		Cigna Dental Health Of Texas, Inc.....	TX.....	IA.....	Cigna Dental Health, Inc.....	Ownership.....	...100.000	Cigna Corporation.....	
	Cigna Group.....	52617.	52-2188914	1591167....	0000701221		Cigna Dental Health Of Virginia, Inc.....	VA.....	IA.....	Cigna Dental Health, Inc.....	Ownership.....	...100.000	Cigna Corporation.....	
	Cigna Group.....	47013.	86-0807222	1591167....	0000701221		Cigna Dental Health Plan Of Arizona, Inc.....	AZ.....	IA.....	Cigna Dental Health, Inc.....	Ownership.....	...100.000	Cigna Corporation.....	
	Cigna Group.....	48119.	59-2740468	1591167....	0000701221		Cigna Dental Health Of Maryland, Inc.....	MD.....	IA.....	Cigna Dental Health, Inc.....	Ownership.....	...100.000	Cigna Corporation.....	
	Cigna Group.....		62-1312478	1591167....	0000701221		Cigna Health Corporation.....	DE.....	NIA.....	Cigna Health Corporation.....	Ownership.....	...100.000	Cigna Corporation.....	
	Cigna Group.....		02-0387748	1591167....	0000701221		Healthsource, Inc.....	NH.....	NIA.....	Cigna Health Corporation.....	Ownership.....	...100.000	Cigna Corporation.....	
	Cigna Group.....	95125.	86-0334392	1591167....	0000701221		Cigna HealthCare of Arizona, Inc.....	AZ.....	IA.....	Healthsource, Inc.....	Ownership.....	...100.000	Cigna Corporation.....	
	Cigna Group.....		95-3310115	1591167....	0000701221		Cigna HealthCare of California, Inc.....	CA.....	IA.....	Healthsource, Inc.....	Ownership.....	...100.000	Cigna Corporation.....	
	Cigna Group.....	95604.	84-1004500	1591167....	0000701221		Cigna HealthCare of Colorado, Inc.....	CO.....	IA.....	Healthsource, Inc.....	Ownership.....	...100.000	Cigna Corporation.....	

53.1

SCHEDULE Y

PART 1A - DETAIL OF INSURANCE HOLDING COMPANY SYSTEM

53.2

1	2	3	4	5	6	7	8	9	10	11	12	13	14	15
Group Code	Group Name	NAIC Company Code	Federal ID Number	Federal RSSD	CIK	Name of Securities Exchange if Publicly Traded (U.S. or International)	Names of Parent, Subsidiaries or Affiliates	Domiciliary Location	Relationship to Reporting Entity	Directly Controlled by (Name of Entity/Person)	Type of Control (Ownership Board, Management Attorney-in-Fact, Influence, Other)	If Control is Ownership Provide Percentage	Ultimate Controlling Entity(ies)/Person(s)	*
	Cigna Group.....	95660.....	06-1141174	1591167.....	0000701221		Cigna HealthCare of Connecticut, Inc.....	CT.....	IA.....	Healthsource, Inc.....	Ownership.....	...100.000	Cigna Corporation.....	
	Cigna Group.....	95136.....	59-2089259	1591167.....	0000701221		Cigna HealthCare of Florida, Inc.....	FL.....	IA.....	Healthsource, Inc.....	Ownership.....	...100.000	Cigna Corporation.....	
	Cigna Group.....	95602.....	36-3385638	1591167.....	0000701221		Cigna HealthCare of Illinois, Inc.....	IL.....	IA.....	Healthsource, Inc.....	Ownership.....	...100.000	Cigna Corporation.....	
	Cigna Group.....	95477.....	01-0418220	1591167.....	0000701221		Cigna HealthCare of Maine, Inc.....	ME.....	IA.....	Healthsource, Inc.....	Ownership.....	...100.000	Cigna Corporation.....	
	Cigna Group.....	95220.....	02-0402111	1591167.....	0000701221		Cigna HealthCare of Massachusetts, Inc.....	MA.....	IA.....	Healthsource, Inc.....	Ownership.....	...100.000	Cigna Corporation.....	
	Cigna Group.....	95599.....	52-1404350	1591167.....	0000701221		Cigna HealthCare Mid-Atlantic, Inc.....	MD.....	IA.....	Healthsource, Inc.....	Ownership.....	...100.000	Cigna Corporation.....	
	Cigna Group.....	95493.....	02-0387749	1591167.....	0000701221		Cigna HealthCare of New Hampshire, Inc.....	MA.....	IA.....	Healthsource, Inc.....	Ownership.....	...100.000	Cigna Corporation.....	
	Cigna Group.....	95500.....	22-2720890	1591167.....	0000701221		Cigna HealthCare of New Jersey, Inc.....	ME.....	IA.....	Healthsource, Inc.....	Ownership.....	...100.000	Cigna Corporation.....	
	Cigna Group.....	95121.....	23-2301807	1591167.....	0000701221		Cigna HealthCare of Pennsylvania, Inc.....	PA.....	IA.....	Healthsource, Inc.....	Ownership.....	...100.000	Cigna Corporation.....	
	Cigna Group.....	95635.....	36-3359925	1591167.....	0000701221		Cigna HealthCare of St. Louis, Inc.....	MO.....	IA.....	Healthsource, Inc.....	Ownership.....	...100.000	Cigna Corporation.....	
	Cigna Group.....	95518.....	62-1230908	1591167.....	0000701221		Cigna HealthCare of Utah, Inc.....	UT.....	IA.....	Healthsource, Inc.....	Ownership.....	...100.000	Cigna Corporation.....	
	Cigna Group.....	96229.....	58-1641057	1591167.....	0000701221		Cigna HealthCare of Georgia, Inc.....	GA.....	IA.....	Healthsource, Inc.....	Ownership.....	...100.000	Cigna Corporation.....	
	Cigna Group.....	95383.....	74-2767437	1591167.....	0000701221		Cigna HealthCare of Texas, Inc.....	TX.....	IA.....	Healthsource, Inc.....	Ownership.....	...100.000	Cigna Corporation.....	
	Cigna Group.....	95525.....	35-1679172	1591167.....	0000701221		Cigna HealthCare of Indiana, Inc.....	IN.....	IA.....	Healthsource, Inc.....	Ownership.....	...100.000	Cigna Corporation.....	
	Cigna Group.....	95488.....	11-2758941	1591167.....	0000701221		Cigna HealthCare of New York, Inc.....	NY.....	IA.....	Healthsource, Inc.....	Ownership.....	...100.000	Cigna Corporation.....	
	Cigna Group.....	95606.....	62-1218053	1591167.....	0000701221		Cigna HealthCare of Tennessee, Inc.....	TN.....	IA.....	Healthsource, Inc.....	Ownership.....	...100.000	Cigna Corporation.....	
	Cigna Group.....	95132.....	56-1479515	1591167.....	0000701221		Cigna HealthCare of North Carolina, Inc.....	NC.....	IA.....	Healthsource, Inc.....	Ownership.....	...100.000	Cigna Corporation.....	
	Cigna Group.....	95708.....	06-1185590	1591167.....	0000701221		Cigna HealthCare of South Carolina, Inc.....	SC.....	IA.....	Healthsource, Inc.....	Ownership.....	...100.000	Cigna Corporation.....	
	Cigna Group.....		00-0000000	1591167.....	0000701221		Temple Insurance Company Limited (Bermuda).....	BMU.....	IA.....	Healthsource, Inc.....	Ownership.....	...100.000	Cigna Corporation.....	
	Cigna Group.....		86-3581583	1591167.....	0000701221		Arizona Health Plan, Inc.....	AZ.....	NIA.....	Healthsource, Inc.....	Ownership.....	...100.000	Cigna Corporation.....	
	Cigna Group.....		02-0467679	1591167.....	0000701221		Healthsource Properties, Inc.....	NH.....	NIA.....	Healthsource, Inc.....	Ownership.....	...100.000	Cigna Corporation.....	
	Cigna Group.....		00-0000000	1591167.....	0000701221		Managed Care Consultants, Inc.....	NV.....	NIA.....	Cigna Health Corporation.....	Ownership.....	...100.000	Cigna Corporation.....	
	Cigna Group.....		02-0515554	1591167.....	0000701221		Choicelinx Corporation.....	DE.....	NIA.....	Cigna Health Corporation.....	Ownership.....	...100.000	Cigna Corporation.....	
	Cigna Group.....		35-1641636	1591167.....	0000701221		Sagamore Health Network, Inc.....	IN.....	NIA.....	Cigna Health Corporation.....	Ownership.....	...100.000	Cigna Corporation.....	
	Cigna Group.....		84-0985843	1591167.....	0000701221		Cigna Healthcare Holdings, Inc.....	CO.....	NIA.....	Connecticut General Corporation.....	Ownership.....	...100.000	Cigna Corporation.....	
	Cigna Group.....	95388.....	93-1174749	1591167.....	0000701221		Great-West Healthcare of Illinois, Inc.....	IL.....	IA.....	Cigna Healthcare Holdings, Inc.....	Ownership.....	...100.000	Cigna Corporation.....	
	Cigna Group.....		02-0495422	1591167.....	0000701221		Cigna Healthcare, Inc.....	VT.....	NIA.....	Cigna Healthcare Holdings, Inc.....	Ownership.....	...100.000	Cigna Corporation.....	
	Cigna Group.....		AA-1560515	1591167.....	0000701221		Cigna Life Insurance Co. of Canada.....	CAN.....	IA.....	Connecticut General Corporation.....	Ownership.....	...100.000	Cigna Corporation.....	
	Cigna Group.....	64548.....	13-2556568	3281743.....	0000701221		Cigna Life Insurance Company of New York.....	NY.....	IA.....	Connecticut General Corporation.....	Ownership.....	...100.000	Cigna Corporation.....	
	Cigna Group.....	62308.....	06-0303370	1591167.....	0000701221		Connecticut General Life Insurance Company.....	CT.....	UIP.....	Connecticut General Corporation.....	Ownership.....	...100.000	Cigna Corporation.....	
	Cigna Group.....		27-5402936	1591167.....	0000701221		CARING - Albuquerque, LLC.....	DE.....	NIA.....	Connecticut General Life Insurance Company.....	Ownership.....	...100.000	Cigna Corporation.....	
	Cigna Group.....		06-0303370	1591167.....	0000701221		CG Gillette Ridge, LLC.....	DE.....	NIA.....	Connecticut General Life Insurance Company.....	Ownership.....	...100.000	Cigna Corporation.....	
	Cigna Group.....		74-3091940	1591167.....	0000701221		Gillette Ridge Apartments, LLC.....	MD.....	NIA.....	CG Gillette Ridge LLC.....	Ownership.....	...65.000	Cigna Corporation.....	
	Cigna Group.....		06-0303370	1591167.....	0000701221		CG Merrick, LLC.....	DE.....	NIA.....	Connecticut General Life Insurance Company.....	Ownership.....	...100.000	Cigna Corporation.....	
	Cigna Group.....		52-2345309	1591167.....	0000701221		Merrick Park, LLC.....	DE.....	NIA.....	CG Merrick LLC.....	Ownership.....	...30.000	General Growth Properties, Inc. (non-affiliate).....	
	Cigna Group.....		52-2225244	1591167.....	0000701221		Merrick Park Parking, LLC.....	MD.....	NIA.....	CG Merrick LLC.....	Ownership.....	...30.000	General Growth Properties, Inc. (non-affiliate).....	
	Cigna Group.....		20-2542572	1591167.....	0000701221		CG Morrison LLC.....	DE.....	NIA.....	Connecticut General Life Insurance Company.....	Ownership.....	...100.000	Cigna Corporation.....	

SCHEDULE Y

PART 1A - DETAIL OF INSURANCE HOLDING COMPANY SYSTEM

1	2	3	4	5	6	7	8	9	10	11	12	13	14	15
Group Code	Group Name	NAIC Company Code	Federal ID Number	Federal RSSD	CIK	Name of Securities Exchange if Publicly Traded (U.S. or International)	Names of Parent, Subsidiaries or Affiliates	Domiciliary Location	Relationship to Reporting Entity	Directly Controlled by (Name of Entity/Person)	Type of Control (Ownership Board, Management Attorney-in-Fact, Influence, Other)	If Control is Ownership Provide Percentage	Ultimate Controlling Entity(ies)/Person(s)	*
	Cigna Group.....		00-0000000	1591167....	0000701221		Civic Holding, LLC.....	DE.....	NIA.....	CG Morrison LLC.....	Ownership.....	...85.000	Cigna Corporation.....	
	Cigna Group.....		45-3481107	1591167....	0000701221		CG Mystic Center LLC.....	DE.....	NIA.....	Connecticut General Life Insurance Company...	Ownership.....	...100.000	Cigna Corporation.....	
	Cigna Group.....		00-0000000	1591167....	0000701221		Station Landing Holding, LLC.....	DE.....	NIA.....	CG Mystic Center LLC.....	Ownership.....	...85.000	Cigna Corporation.....	
	Cigna Group.....		45-3481241	1591167....	0000701221		CG Mystic Land LLC.....	DE.....	NIA.....	Connecticut General Life Insurance Company...	Ownership.....	...100.000	Cigna Corporation.....	
	Cigna Group.....		00-0000000	1591167....	0000701221		ND/CG HOLDING, LLC.....	MA.....	NIA.....	CG Mystic Land LLC.....	Ownership.....	...50.000	Cigna Corporation and ND Mystic Center Holding LLC (non-affiliate)	
	Cigna Group.....		58-2455703	1591167....	0000701221		CG Pinnacle, LLC.....	DE.....	NIA.....	Connecticut General Life Insurance Company...	Ownership.....	...100.000	Cigna Corporation.....	
	Cigna Group.....		00-0000000	1591167....	0000701221		Pinnacle Industrial Center, LP.....	TX.....	NIA.....	CG Pinnacle LLC.....	Ownership.....	...50.000	Cigna Corporation.....	
	Cigna Group.....		20-3870049	1591167....	0000701221		CG Skyline, LLC.....	DE.....	NIA.....	Connecticut General Life Insurance Company...	Ownership.....	...100.000	Cigna Corporation.....	
	Cigna Group.....		00-0000000	1591167....	0000701221		Skyline ND/CG LLC.....	MA.....	NIA.....	CG Skyline LLC.....	Ownership.....	...85.000	Cigna Corporation.....	
	Cigna Group.....		00-0000000	1591167....	0000701221		ND Mystic Center Note LLC.....	DE.....	NIA.....	Skyline ND/CG LLC.....	Ownership.....	...100.000	Cigna Corporation.....	
	Cigna Group.....		00-0000000	1591167....	0000701221		Skyline Mezzanine Borrower LLC.....	MA.....	NIA.....	Skyline ND/CG LLC.....	Ownership.....	...100.000	Cigna Corporation.....	
	Cigna Group.....		00-0000000	1591167....	0000701221		Skyline at Station Landing LLC.....	MA.....	NIA.....	Skyline Mezzanine Borrower LLC.....	Ownership.....	...100.000	Cigna Corporation.....	
	Cigna Group.....		26-0180898	1591167....	0000701221		CareAllies, LLC.....	DE.....	NIA.....	Connecticut General Life Insurance Company...	Ownership.....	...100.000	Cigna Corporation.....	
	Cigna Group.....		00-0000000	1591167....	0000701221		Carson Bayport I LP.....	DE.....	NIA.....	Connecticut General Life Insurance Company...	Ownership.....	...59.400	Cigna Corporation.....	
	Cigna Group.....		00-0000000	1591167....	0000701221		CG Bayport LLC.....	DE.....	NIA.....	Connecticut General Life Insurance Company...	Ownership.....	...75.000	Cigna Corporation.....	
	Cigna Group.....		00-0000000	1591167....	0000701221		Bayport Colony Apartments LLC.....	FL.....	NIA.....	CG Bayport LLC.....	Ownership.....	...99.900	Cigna Corporation.....	
	Cigna Group.....		00-0000000	1591167....	0000701221		CG Shirlington LLC.....	DE.....	NIA.....	Connecticut General Life Insurance Company...	Ownership.....	...100.000	Cigna Corporation.....	
	Cigna Group.....		00-0000000	1591167....	0000701221		Shirlington Apartments LLC.....	DE.....	NIA.....	CG Shirlington LLC.....	Ownership.....	...60.000	Cigna Corporation.....	
	Cigna Group.....		00-0000000	1591167....	0000701221		CG Wheaton LLC.....	DE.....	NIA.....	Connecticut General Life Insurance Company...	Ownership.....	...100.000	Cigna Corporation.....	
	Cigna Group.....		00-0000000	1591167....	0000701221		CG-LINA Bayport I LLC.....	DE.....	NIA.....	Connecticut General Life Insurance Company...	Ownership.....	...75.000	Cigna Corporation.....	
	Cigna Group.....		00-0000000	1591167....	0000701221		CG-LINA Colonial LLC.....	DE.....	NIA.....	Connecticut General Life Insurance Company...	Ownership.....	...75.000	Cigna Corporation.....	
	Cigna Group.....		00-0000000	1591167....	0000701221		ND/CG Colonial LLC.....	MA.....	NIA.....	CG-LINA Colonial LLC.....	Ownership.....	...75.000	Cigna Corporation.....	
	Cigna Group.....		00-0000000	1591167....	0000701221		PHF-ND Colonial LLC.....	DE.....	NIA.....	ND/CG Colonial LLC.....	Ownership.....	...50.000	Cigna Corporation.....	
	Cigna Group.....		26-1133516	1591167....	0000701221		CG-LINA Commonwealth LLC.....	DE.....	NIA.....	Connecticut General Life Insurance Company...	Ownership.....	...75.000	Cigna Corporation.....	
	Cigna Group.....		00-0000000	1591167....	0000701221		UNICO/CG Commonwealth LLC.....	DE.....	NIA.....	CG-LINA Commonwealth LLC.....	Ownership.....	...80.000	Cigna Corporation.....	
	Cigna Group.....		00-0000000	1591167....	0000701221		Commonwealth Acquisition LLC.....	DE.....	NIA.....	Unico / CG Commonwealth LLC.....	Ownership.....	...100.000	Cigna Corporation.....	
	Cigna Group.....		26-1585711	1591167....	0000701221		CG-LINA Jacob Way LLC.....	DE.....	NIA.....	Connecticut General Life Insurance Company...	Ownership.....	...75.000	Cigna Corporation.....	
	Cigna Group.....		20-8323494	1591167....	0000701221		CG-LINA Lovejoy LLC.....	DE.....	NIA.....	Connecticut General Life Insurance Company...	Ownership.....	...75.000	Cigna Corporation.....	
	Cigna Group.....		00-0000000	1591167....	0000701221		UNICO-CG Lovejoy LLC.....	OR.....	NIA.....	CG-LINA Lovejoy, LLC.....	Ownership.....	...80.000	Cigna Corporation.....	
	Cigna Group.....		32-0222252	1591167....	0000701221		Cigan Onsite Health, LLC.....	DE.....	NIA.....	Connecticut General Life Insurance Company...	Ownership.....	...100.000	Cigna Corporation.....	
	Cigna Group.....		00-0000000	1591167....	0000701221		CR Longwood Investors L.P.....	DE.....	NIA.....	Connecticut General Life Insurance Company...	Ownership.....	...24.600	Charles River Realty Longwood, LLC (non-affiliate)	
	Cigna Group.....		00-0000000	1591167....	0000701221		ND/CR Longwood LLC.....	DE.....	NIA.....	CR Longwood Investors L.P.....	Ownership.....	...95.000	Cigna Corporation.....	
	Cigna Group.....		00-0000000	1591167....	0000701221		ARE/ND/CR Longwood LLC.....	DE.....	NIA.....	ND / CR Longwood LLC.....	Ownership.....	...35.000	RE-MA Region No. 41, LLC (non-affiliate)	
	Cigna Group.....		00-0000000	1591167....	0000701221		Gillette Ridge Community Council, Inc.....	CT.....	NIA.....	Connecticut General Life Insurance Company...	Ownership.....	...100.000	Cigna Corporation.....	
	Cigna Group.....		20-3700105	1591167....	0000701221		Gillette Ridge Golf, LLC.....	DE.....	NIA.....	Connecticut General Life Insurance Company...	Ownership.....	...60.000	Cigna Corporation.....	

53.3

SCHEDULE Y

PART 1A - DETAIL OF INSURANCE HOLDING COMPANY SYSTEM

1	2	3	4	5	6	7	8	9	10	11	12	13	14	15
Group Code	Group Name	NAIC Company Code	Federal ID Number	Federal RSSD	CIK	Name of Securities Exchange if Publicly Traded (U.S. or International)	Names of Parent, Subsidiaries or Affiliates	Domiciliary Location	Relationship to Reporting Entity	Directly Controlled by (Name of Entity/Person)	Type of Control (Ownership Board, Management Attorney-in-Fact, Influence, Other)	If Control is Ownership Provide Percentage	Ultimate Controlling Entity(ies)/Person(s)	*
	Cigna Group.....		52-2149519	1591167....	0000701221		Hazard Center Investment Company LLC.....	DE.....	NIA.....	Connecticut General Life Insurance Company....	Ownership.....	100.000	Cigna Corporation.....	
	Cigna Group.....		00-0000000	1591167....	0000701221		Secon Properties, LP.....	CA.....	NIA.....	Connecticut General Life Insurance Company....	Ownership.....	50.000	South Coast Plaza Associates, LLC (non-affiliate)	
	Cigna Group.....		00-0000000	1591167....	0000701221		Teal Rock 501 Grant Street GP, LLC.....	DE.....	NIA.....	Connecticut General Life Insurance Company....	Ownership.....	56.273	Cigna Corporation.....	
	Cigna Group.....		00-0000000	1591167....	0000701221		Teal Rock 501 Grant Street, LP.....	DE.....	NIA.....	Connecticut General Life Insurance Company....	Ownership.....	55.710	Cigna Corporation.....	
	Cigna Group.....		23-3074013	1591167....	0000701221		TEL-DRUG of Pennsylvania, L.L.C.....	PA.....	NIA.....	Connecticut General Life Insurance Company....	Ownership.....	100.000	Cigna Corporation.....	
	Cigna Group.....		00-0000000	1591167....	0000701221		AEW/FDG, LP.....	DE.....	NIA.....	Connecticut General Life Insurance Company....	Ownership.....	56.250	Cigna Corporation.....	
	Cigna Group.....		00-0000000	1591167....	0000701221		CR Washington Investors LP.....	DE.....	NIA.....	Connecticut General Life Insurance Company....	Ownership.....	56.250	Cigna Corporation.....	
	Cigna Group.....		00-0000000	1591167....	0000701221		ND/CR Unicorn LLC.....	DE.....	NIA.....	Connecticut General Life Insurance Company....	Ownership.....	56.250	Cigna Corporation.....	
	Cigna Group.....		00-0000000	1591167....	0000701221		Union Wharf Apartments LLC.....	MD.....	NIA.....	Connecticut General Life Insurance Company....	Ownership.....	56.250	Cigna Corporation.....	
	Cigna Group.....		00-0000000	1591167....	0000701221		AMD Apartments Limited Partership.....	TX.....	NIA.....	Connecticut General Life Insurance Company....	Ownership.....	56.250	Cigna Corporation.....	
	Cigna Group.....		00-0000000	1591167....	0000701221		SP Newport Crossing LLC.....	DE.....	NIA.....	Connecticut General Life Insurance Company....	Ownership.....	56.250	Cigna Corporation.....	
	Cigna Group.....		00-0000000	1591167....	0000701221		PUR Arbors Apartment Venture LLC.....	CA.....	NIA.....	Connecticut General Life Insurance Company....	Ownership.....	35.000	Cigna Corporation.....	
	Cigna Group.....		00-0000000	1591167....	0000701221		CG Seventh LLC.....	CA.....	NIA.....	Connecticut General Life Insurance Company....	Ownership.....	35.000	Cigna Corporation.....	
	Cigna Group.....		00-0000000	1591167....	0000701221		Ideal Properties II LLC.....	CA.....	NIA.....	Connecticut General Life Insurance Company....	Ownership.....	35.000	Cigna Corporation.....	
	Cigna Group.....		41-2189110	1591167....	0000701221		CG-LINA Realty Investors LLC.....	DE.....	NIA.....	Connecticut General Life Insurance Company....	Ownership.....	75.000	Cigna Corporation.....	
	Cigna Group.....		80-0668090	1591167....	0000701221		CG-LINA Alessandro II LLC.....	DE.....	NIA.....	CG-LINA Realty Investors, LLC.....	Ownership.....	100.000	Cigna Corporation.....	
	Cigna Group.....		45-2242273	1591167....	0000701221		115 Sansome Street Associates, LLC.....	DE.....	NIA.....	CG-LINA Realty Investors, LLC.....	Ownership.....	90.000	Cigna Corporation.....	
	Cigna Group.....		00-0000000	1591167....	0000701221		121 Tasman Apartments LLC.....	DE.....	NIA.....	CG-LINA Realty Investors, LLC.....	Ownership.....	85.000	Cigna Corporation.....	
	Cigna Group.....		00-0000000	1591167....	0000701221		Alto Apartments LLC.....	WA.....	NIA.....	CG-LINA Realty Investors, LLC.....	Ownership.....	80.000	Cigna Corporation.....	
	Cigna Group.....		20-4786821	1591167....	0000701221		CG-LINA Paper Box LLC.....	DE.....	NIA.....	CG-LINA Realty Investors, LLC.....	Ownership.....	100.000	Cigna Corporation.....	
	Cigna Group.....		26-4032640	1591167....	0000701221		CG-LINA 10 Brookline, LLC.....	DE.....	NIA.....	Connecticut General Life Insurance Company....	Ownership.....	75.000	Cigna Corporation.....	
	Cigna Group.....		00-0000000	1591167....	0000701221		ND/CR 10 Brookline LLC.....	DE.....	NIA.....	CG-LINA 10 Brookline LLC.....	Ownership.....	50.000	Cigna Corporation and CR/ND Brookline LLC (non-affiliate)	
	Cigna Group.....		27-5402196	1591167....	0000701221		Cigna Affiliates Realty Investment Group, LLC.....	DE.....	NIA.....	Connecticut General Life Insurance Company....	Ownership.....	100.000	Cigna Corporation.....	
	Cigna Group.....		06-0303370	1591167....	0000701221		Cigna Dulles Town, LLC.....	DE.....	NIA.....	Connecticut General Life Insurance Company....	Ownership.....	100.000	Cigna Corporation.....	
	Cigna Group.....		00-0000000	1591167....	0000701221		Dulles Town Center Mall, LLC.....	VA.....	NIA.....	Cigna Dulles Town, LLC.....	Ownership.....	50.000	Cigna Corporation.....	
	Cigna Group.....		27-0268530	1591167....	0000701221		CORAC, LLC.....	DE.....	NIA.....	Connecticut General Life Insurance Company....	Ownership.....	50.000	Cigna Corporation.....	
	Cigna Group.....		27-3923999	1591167....	0000701221		Bridgepoint Office Park Associates, LLC.....	DE.....	NIA.....	Corac, LLC.....	Ownership.....	100.000	Cigna Corporation.....	
	Cigna Group.....		27-3126102	1591167....	0000701221		Fairway Center Associates, LLC.....	DE.....	NIA.....	Corac, LLC.....	Ownership.....	100.000	Cigna Corporation.....	
	Cigna Group.....		27-3582688	1591167....	0000701221		Henry on the Park Associates, LLC.....	DE.....	NIA.....	Corac, LLC.....	Ownership.....	80.000	Cigna Corporation.....	
	Cigna Group.....	67369	59-1031071	1591167....	0000701221		Cigna Health and Life Insurance Company.....	CT.....	UIP.....	Connecticut General Life Insurance Company....	Ownership.....	100.000	Cigna Corporation.....	
	Cigna Group.....		45-2681649	1591167....	0000701221		CarePlexus, LLC.....	DE.....	NIA.....	Cigna Health and Life Insurance Company.....	Ownership.....	100.000	Cigna Corporation.....	
	Cigna Group.....		27-3396038	1591167....	0000701221		Cigna Corporate Services, LLC.....	DE.....	NIA.....	Cigna Health and Life Insurance Company.....	Ownership.....	100.000	Cigna Corporation.....	
	Cigna Group.....		27-1903785	1591167....	0000701221		Cigna Insurance Agency, LLC.....	CT.....	NIA.....	Cigna Health and Life Insurance Company.....	Ownership.....	100.000	Cigna Corporation.....	
	Cigna Group.....		34-1970892				Ceres Sales of Ohio, LLC.....	OH.....	NIA.....	Cigna Health and Life Insurance Company.....	Ownership.....	100.000	Cigna Corporation.....	
	Cigna Group.....	88366	59-2760189				American Retirement Life Insurance Company.....	OH.....	IA.....	Loyal American Life Insurance Company.....	Ownership.....	100.000	Cigna Corporation.....	

53.4

SCHEDULE Y

PART 1A - DETAIL OF INSURANCE HOLDING COMPANY SYSTEM

1	2	3	4	5	6	7	8	9	10	11	12	13	14	15
Group Code	Group Name	NAIC Company Code	Federal ID Number	Federal RSSD	CIK	Name of Securities Exchange if Publicly Traded (U.S. or International)	Names of Parent, Subsidiaries or Affiliates	Domiciliary Location	Relationship to Reporting Entity	Directly Controlled by (Name of Entity/Person)	Type of Control (Ownership Board, Management Attorney-in-Fact, Influence, Other)	If Control is Ownership Provide Percentage	Ultimate Controlling Entity(ies)/Person(s)	*
	Cigna Group.....	61727.....	34-0970995				Central Reserve Life Insurance Company.....	OH.....	UIP.....	Cigna Health and Life Insurance Company.....	Ownership.....	100.000	Cigna Corporation.....	
	Cigna Group.....	65722.....	63-0343428				Loyal American Life Insurance Company.....	OH.....	IA.....	Cigna Health and Life Insurance Company.....	Ownership.....	100.000	Cigna Corporation.....	
	Cigna Group.....	67903.....	23-1335885				Provident American Life and Health Insurance Company	OH.....	UDP.....	Central Reserve Life Insurance Company.....	Ownership.....	100.000	Cigna Corporation.....	
	Cigna Group.....	65269.....	75-2305400				United Benefit Life Insurance Company.....	OH.....		Provident American Life and Health Insurance Company	Ownership.....	100.000	Cigna Corporation.....	
	Cigna Group.....		23-1728483	1591167....	0000701221		Cigna Health Management, Inc.....	DE.....	NIA.....	Connecticut General Corporation.....	Ownership.....	100.000	Cigna Corporation.....	
	Cigna Group.....		20-8064696	1591167....	0000701221		Kronos Optimal Health Company.....	AZ.....	NIA.....	Connecticut General Corporation.....	Ownership.....	100.000	Cigna Corporation.....	
	Cigna Group.....	65498.....	23-1503749	1591167....	0000701221		Life Insurance Company of North America.....	PA.....	IA.....	Connecticut General Corporation.....	Ownership.....	100.000	Cigna Corporation.....	
	Cigna Group.....		00-0000000	1591167....	0000701221		Cigna & CMC Life Insurance Company Limited (China) (50%)	CHN.....	IA.....	Life Insurance Company of North America.....	Ownership.....	50.000	Cigna Corporation.....	
	Cigna Group.....		00-0000000	1591167....	0000701221		LINA Life Insurance Company of Korea.....	KOR.....	IA.....	Life Insurance Company of North America.....	Ownership.....	100.000	Cigna Corporation.....	
	Cigna Group.....		58-1136865	1591167....	0000701221		Cigna Direct Marketing Company, Inc.	DE.....	NIA.....	Life Insurance Company of North America.....	Ownership.....	100.000	Cigna Corporation.....	
	Cigna Group.....		46-0427127	1591167....	0000701221		Tel-Drug, Inc.....	SD.....	IA.....	Connecticut General Life Insurance Company...	Ownership.....	100.000	Cigna Corporation.....	
	Cigna Group.....		00-0000000	1591167....	0000701221		Vielife Holdings Limited (United Kingdom).....	GBR.....	NIA.....	Connecticut General Corporation.....	Ownership.....	100.000	Cigna Corporation.....	
	Cigna Group.....		00-0000000	1591167....	0000701221		Vielife Limited (United Kingdom).....	GBR.....	NIA.....	Vielife Holdings Limited.....	Ownership.....	100.000	Cigna Corporation.....	
	Cigna Group.....		98-0463704	1591167....	0000701221		Vielife Services, Inc.	DE.....	NIA.....	Vielife Limited.....	Ownership.....	100.000	Cigna Corporation.....	
	Cigna Group.....		00-0000000	1591167....	0000701221		Businesshealth UK Limited.....	GBR.....	NIA.....	Vielife Holdings Limited.....	Ownership.....	100.000	Cigna Corporation.....	
	Cigna Group.....		06-1332403	1591167....	0000701221		CG Individual Tax Benefits Payments, Inc.	DE.....	NIA.....	Connecticut General Corporation.....	Ownership.....	100.000	Cigna Corporation.....	
	Cigna Group.....		06-1332405	1591167....	0000701221		CG Life Pension Benefits Payments, Inc.	DE.....	NIA.....	Connecticut General Corporation.....	Ownership.....	100.000	Cigna Corporation.....	
	Cigna Group.....		62-1724116	1591167....	0000701221		Cigna Federal Benefits, Inc.	DE.....	NIA.....	Connecticut General Corporation.....	Ownership.....	100.000	Cigna Corporation.....	
	Cigna Group.....		23-2741293	1591167....	0000701221		Cigna Healthcare Benefits, Inc.	DE.....	NIA.....	Connecticut General Corporation.....	Ownership.....	100.000	Cigna Corporation.....	
	Cigna Group.....		23-2924152	1591167....	0000701221		Cigna Integratedcare, Inc.....	DE.....	NIA.....	Connecticut General Corporation.....	Ownership.....	100.000	Cigna Corporation.....	
	Cigna Group.....		23-2741294	1591167....	0000701221		Cigna Managed Care Benefits Company.....	DE.....	NIA.....	Connecticut General Corporation.....	Ownership.....	100.000	Cigna Corporation.....	
	Cigna Group.....		06-1071502	1591167....	0000701221		Cigna RE Corporation.....	DE.....	NIA.....	Connecticut General Corporation.....	Ownership.....	100.000	Cigna Corporation.....	
	Cigna Group.....		06-1522976	1591167....	0000701221		Blodget & Hazard Limited.....	GBR.....	NIA.....	Cigna Re Corporation.....	Ownership.....	100.000	Cigna Corporation.....	
	Cigna Group.....		06-1567902	1591167....	0000701221		Cigna Resource Manager, Inc.	DE.....	NIA.....	Connecticut General Corporation.....	Ownership.....	100.000	Cigna Corporation.....	
	Cigna Group.....		06-1252419	1591167....	0000701221		Connecticut General Benefit Payments, Inc.	DE.....	NIA.....	Connecticut General Corporation.....	Ownership.....	100.000	Cigna Corporation.....	
	Cigna Group.....		06-1533555	1591167....	0000701221		Healthsource Benefits, Inc.	DE.....	NIA.....	Connecticut General Corporation.....	Ownership.....	100.000	Cigna Corporation.....	
	Cigna Group.....		35-2041388	1591167....	0000701221		IHN, Inc.....	IN.....	NIA.....	Connecticut General Corporation.....	Ownership.....	100.000	Cigna Corporation.....	
	Cigna Group.....		06-1252418	1591167....	0000701221		LINA Benefit Payments, Inc.....	DE.....	NIA.....	Connecticut General Corporation.....	Ownership.....	100.000	Cigna Corporation.....	
	Cigna Group.....		88-0334401	1591167....	0000701221		Mediversal, Inc.	NV.....	NIA.....	Connecticut General Corporation.....	Ownership.....	100.000	Cigna Corporation.....	
	Cigna Group.....		88-0344624	1591167....	0000701221		Universal Claims Administration.....	MT.....	NIA.....	Mediversal, Inc.....	Ownership.....	100.000	Cigna Corporation.....	
	Cigna Group.....		51-0389196	1591167....	0000701221		Cigna Global Holdings, Inc.....	DE.....	NIA.....	Cigna Holdings, Inc.....	Ownership.....	100.000	Cigna Corporation.....	
	Cigna Group.....		51-0111677	1591167....	0000701221		Cigna International Corporation, Inc.....	DE.....	NIA.....	Cigna Global Holdings, Inc.....	Ownership.....	100.000	Cigna Corporation.....	
	Cigna Group.....		23-2610178	1591167....	0000701221		Cigna International Services.....	DE.....	NIA.....	Cigna Global Holdings, Inc.....	Ownership.....	100.000	Cigna Corporation.....	
	Cigna Group.....		30-3087621	1591167....	0000701221		Cigna International Marketing (Thailand) Limited...	THA.....	NIA.....	Cigna Global Holdings, Inc.....	Ownership.....	100.000	Cigna Corporation.....	

53.5

SCHEDULE Y

PART 1A - DETAIL OF INSURANCE HOLDING COMPANY SYSTEM

1	2	3	4	5	6	7	8	9	10	11	12	13	14	15
Group Code	Group Name	NAIC Company Code	Federal ID Number	Federal RSSD	CIK	Name of Securities Exchange if Publicly Traded (U.S. or International)	Names of Parent, Subsidiaries or Affiliates	Domiciliary Location	Relationship to Reporting Entity	Directly Controlled by (Name of Entity/Person)	Type of Control (Ownership Board, Management Attorney-in-Fact, Influence, Other)	If Control is Ownership Provide Percentage	Ultimate Controlling Entity(ies)/Person(s)	*
	Cigna Group.....		00-0000000	1591167....	0000701221		CGO PARTICIPATOS LTDA.....	BRA.....	NIA.....	Cigna Global Holdings, Inc.....	Ownership.....	...99.780	Cigna Corporation.....	
	Cigna Group.....		00-0000000	1591167....	0000701221		YCFM Servicios LTDA.....	BRA.....	NIA.....	Cigna Global Holdings, Inc.....	Ownership.....	...59.930	Cigna Corporation.....	
	Cigna Group.....		98-0210110	1591167....	0000701221		Cigna Global Reinsurance Company, Ltd. (Bermuda)	BMU.....	IA.....	Cigna Global Holdings, Inc.....	Ownership.....	...100.000	Cigna Corporation.....	
	Cigna Group.....		23-3009279	1591167....	0000701221		Cigna Holdings Overseas, Inc.....	DE.....	NIA.....	Cigna Global Reinsurance Company, Ltd.....	Ownership.....	...100.000	Cigna Corporation.....	
	Cigna Group.....		00-0000000	1591167....	0000701221		Cigna Bellevue Alpha LLC.....	DE.....	NIA.....	Cigna Holdings Overseas, Inc.....	Ownership.....	...100.000	Cigna Corporation.....	
	Cigna Group.....		00-0000000	1591167....	0000701221		Cigna Hayat Sigorta, A.S.....	TUR.....	IA.....	Cigna Holdings Overseas, Inc.....	Ownership.....	...99.999	Cigna Corporation.....	
	Cigna Group.....		00-0000000	1591167....	0000701221		Cigna Nederland Alpha Cooperatief U.A.....	NLD.....	NIA.....	Cigna Holdings Overseas, Inc.....	Ownership.....	...99.999	Cigna Corporation.....	
	Cigna Group.....		00-0000000	1591167....	0000701221		Cigna Nederland Beta B.V.....	NLD.....	NIA.....	Cigna Nederland Alpha Cooperatief U.A.....	Ownership.....	...100.000	Cigna Corporation.....	
	Cigna Group.....		00-0000000	1591167....	0000701221		Cigna Nederland Gamma B.V.....	NLD.....	NIA.....	Cigna Nederland Beta B.V.....	Ownership.....	...100.000	Cigna Corporation.....	
	Cigna Group.....		AA-1240009	1591167....	0000701221		Cigna Life Insurance Co. of Europe S.A.-N.V.....	BEL.....	IA.....	Cigna Holdings Overseas, Inc.....	Ownership.....	...99.999	Cigna Corporation.....	
	Cigna Group.....		00-0000000	1591167....	0000701221		Cigna Europe Insurance Company S.A.-N.V.....	BEL.....	IA.....	Cigna Holdings Overseas, Inc.....	Ownership.....	...99.999	Cigna Corporation.....	
	Cigna Group.....		00-0000000	1591167....	0000701221		Cigna European Services (UK) Limited.....	GBR.....	NIA.....	Cigna Holdings Overseas, Inc.....	Ownership.....	...100.000	Cigna Corporation.....	
	Cigna Group.....		00-0000000	1591167....	0000701221		CIGNA 2000 UK Pension LTD.....	GBR.....	NIA.....	Cigna European Services (UK) Limited.....	Ownership.....	...100.000	Cigna Corporation.....	
	Cigna Group.....		00-0000000	1591167....	0000701221		Cigna Health Solution India Pvt. Ltd.....	IND.....	NIA.....	Cigna Holdings Overseas, Inc.....	Ownership.....	...99.999	Cigna Corporation.....	
	Cigna Group.....		00-0000000	1591167....	0000701221		Cigna International Services Australia Pty Ltd.....	AUS.....	NIA.....	Cigna Holdings Overseas, Inc.....	Ownership.....	...100.000	Cigna Corporation.....	
	Cigna Group.....		00-0000000	1591167....	0000701221		Cigna Apac Holdings Limited (New Zealand).....	NZL.....	NIA.....	Cigna Holdings Overseas, Inc.....	Ownership.....	...100.000	Cigna Corporation.....	
	Cigna Group.....		00-0000000	1591167....	0000701221		Cigna Life Insurance New Zealand Limited (New Zealand)	NZL.....	IA.....	Cigna Apac Holdings Limited.....	Ownership.....	...100.000	Cigna Corporation.....	
	Cigna Group.....		00-0000000	1591167....	0000701221		Cigna Taiwan Life Assurance Company Limited	TWN.....	IA.....	Cigna Apac Holdings Limited.....	Ownership.....	...100.000	Cigna Corporation.....	
	Cigna Group.....		00-0000000	1591167....	0000701221		Cigna Taiwan Life Insurance Company Limited (New Zealand)	NZL.....	IA.....	Cigna Apac Holdings Limited.....	Ownership.....	...100.000	Cigna Corporation.....	
	Cigna Group.....		00-0000000	1591167....	0000701221		Cigna Hong Kong Holdings Company Limited.....	CHN.....	NIA.....	Cigna Apac Holdings Limited.....	Ownership.....	...100.000	Cigna Corporation.....	
	Cigna Group.....		00-0000000	1591167....	0000701221		Cigna Data Services (Shangai) Company Limited (China)	CHN.....	NIA.....	Cigna Hong Kong Holdings Company Limited....	Ownership.....	...100.000	Cigna Corporation.....	
	Cigna Group.....		00-0000000	1591167....	0000701221		Cigna HLA Technology Services Limited (Hong Kong)	CHN.....	NIA.....	Cigna Hong Kong Holdings Company Limited....	Ownership.....	...100.000	Cigna Corporation.....	
	Cigna Group.....		00-0000000	1591167....	0000701221		Cigna Worldwide General Insurance Company Limited	CHN.....	IA.....	Cigna Hong Kong Holdings Company Limited....	Ownership.....	...97.500	Cigna Corporation.....	
	Cigna Group.....		00-0000000	1591167....	0000701221		Cigna Worldwide Life Insurance Company Limited.	CHN.....	IA.....	Cigna Hong Kong Holdings Company Limited....	Ownership.....	...97.500	Cigna Corporation.....	
	Cigna Group.....		00-0000000	1591167....	0000701221		PT GAR Indonesia.....	IDN.....	NIA.....	Cigna Holdings Overseas, Inc.....	Ownership.....	...99.160	Cigna Corporation.....	
	Cigna Group.....		00-0000000	1591167....	0000701221		PT PGU Indonesia.....	IDN.....	NIA.....	PT GAR Indonesia.....	Ownership.....	...99.990	Cigna Corporation.....	
	Cigna Group.....		00-0000000	1591167....	0000701221		RHP (Thailand) Limited.....	THA.....	NIA.....	Cigna Holdings Overseas, Inc.....	Ownership.....	...49.000	Cigna Corporation.....	
	Cigna Group.....		00-0000000	1591167....	0000701221		Cigna Brokerage Services (Thailand) Limited.....	THA.....	NIA.....	Cigna Holdings Overseas, Inc.....	Ownership.....	...25.000	Cigna Corporation.....	
	Cigna Group.....		00-0000000	1591167....	0000701221		Cigna Non-Life Insurance Brokerage (Thailand) Limited	THA.....	NIA.....	RHP Thailand Limited.....	Ownership.....	...75.000	Cigna Corporation.....	
	Cigna Group.....		00-0000000	1591167....	0000701221		KDM (Thailand) Limited (Thailand).....	THA.....	NIA.....	RHP Thailand Limited.....	Ownership.....	...100.000	Cigna Corporation.....	

53.6

SCHEDULE Y

PART 1A - DETAIL OF INSURANCE HOLDING COMPANY SYSTEM

1	2	3	4	5	6	7	8	9	10	11	12	13	14	15
Group Code	Group Name	NAIC Company Code	Federal ID Number	Federal RSSD	CIK	Name of Securities Exchange if Publicly Traded (U.S. or International)	Names of Parent, Subsidiaries or Affiliates	Domiciliary Location	Relationship to Reporting Entity	Directly Controlled by (Name of Entity/Person)	Type of Control (Ownership Board, Management Attorney-in-Fact, Influence, Other)	If Control is Ownership Provide Percentage	Ultimate Controlling Entity(ies)/Person(s)	*
	Cigna Group.....		00-0000000	1591167....	0000701221		Cigna Insurance Public Company Limited.....	THA.....	IA.....	KDM Thailand Limited.....	Ownership.....	...75.000	Cigna Corporation.....	
	Cigna Group.....		00-0000000	1591167....	0000701221		Cigna Global Insurance Company Limited (Guernsey)	GBR.....	IA.....	Cigna Holdings Overseas, Inc.....	Ownership.....	...99.000	Cigna Corporation.....	
	Cigna Group.....		00-0000000	1591167....	0000701221		Vanbreda International NV (Brussels).....	BEL.....	NIA.....	Cigna Holdings Overseas, Inc.....	Ownership.....	...99.990	Cigna Corporation.....	
	Cigna Group.....		00-0000000	1591167....	0000701221		Vanbreda International Sdn. Bhd. (Malaysia).....	MYS.....	NIA.....	Vanbreda International N.V.....	Ownership.....	...100.000	Cigna Corporation.....	
	Cigna Group.....		00-0000000	1591167....	0000701221		Vanbreda International (Beijing) Consultants and Administrators Co., Ltd (China)	CHN.....	NIA.....	Vanbreda International N.V.....	Ownership.....	...100.000	Cigna Corporation.....	
	Cigna Group.....		00-0000000	1591167....	0000701221		Vanbreda International, LLC (FL).....	FL.....	NIA.....	Vanbreda International N.V.....	Ownership.....	...100.000	Cigna Corporation.....	
	Cigna Group.....		00-0000000	1591167....	0000701221		Vanbreda International (Dubai) Limited (United Arab Emirates)	ARE.....	NIA.....	Vanbreda International N.V.....	Ownership.....	...100.000	Cigna Corporation.....	
	Cigna Group.....	90859	23-2088429	1591167....	0000701221		Cigna Worldwide Insurance Company.....	DE.....	IA.....	Cigna Global Reinsurance Company, Ltd.....	Ownership.....	...100.000	Cigna Corporation.....	
	Cigna Group.....		AA-5360003	1591167....	0000701221		PT. Asuransi Cigna (Indonesia) (80%).....	IDN.....	IA.....	Cigna Worldwide Insurance Company.....	Ownership.....	...80.000	Cigna Corporation.....	
	Cigna Group.....		00-0000000	1591167....	0000701221		FirstAssist Group Holdings Limited (UK).....	GBR.....	NIA.....	Cigna Holdings Overseas, Inc.....	Ownership.....	...100.000	Cigna Corporation.....	
	Cigna Group.....		00-0000000	1591167....	0000701221		FirstAssist Group Limited (UK).....	GBR.....	NIA.....	FirstAssist Group Holdings Limited.....	Ownership.....	...100.000	Cigna Corporation.....	
	Cigna Group.....		00-0000000	1591167....	0000701221		FirstAssist Administration Limited (UK).....	GBR.....	NIA.....	Cigna Holdings Overseas, Inc.....	Ownership.....	...100.000	Cigna Corporation.....	
	Cigna Group.....		00-0000000	1591167....	0000701221		Brighter Business Limited (UK).....	GBR.....	NIA.....	FirstAssist Group Limited.....	Ownership.....	...100.000	Cigna Corporation.....	
	Cigna Group.....		00-0000000	1591167....	0000701221		FirstAssist Legal Protection Limited (UK).....	GBR.....	IA.....	FirstAssist Group Limited.....	Ownership.....	...100.000	Cigna Corporation.....	
	Cigna Group.....		00-0000000	1591167....	0000701221		FirstAssist Insurance Services Limited (UK).....	GBR.....	IA.....	FirstAssist Group Limited.....	Ownership.....	...100.000	Cigna Corporation.....	
	Cigna Group.....		00-0000000				Market Street Residential Holdings LLC.....	DE.....	NIA.....	Cigna Affiliates Reality Investment Group LLC..	Ownership.....	...85.000	Cigna Corporation.....	
	Cigna Group.....		00-0000000				Arborpoint at Market Street LLC.....	DE.....	NIA.....	Market Street Residential Holdings LLC.....	Ownership.....	...100.000	Cigna Corporation.....	
	Cigna Group.....		00-0000000				Market Street Retail Holdings LLC.....	DE.....	NIA.....	Cigna Affiliates Reality Investment Group LLC..	Ownership.....	...100.000	Cigna Corporation.....	
	Cigna Group.....		00-0000000				Market Street South LLC.....	DE.....	NIA.....	Market Street Retail Holdings LLC.....	Ownership.....	...100.000	Cigna Corporation.....	
	Cigna Group.....		00-0000000				Diamondview Tower CM-CG LLC.....	DE.....	NIA.....	Cigna Affiliates Reality Investment Group LLC..	Ownership.....	...90.000	Cigna Corporation.....	

53.7

SCHEDULE Y

PART 2 - SUMMARY OF INSURER'S TRANSACTIONS WITH ANY AFFILIATES

1	2	3	4	5	6	7	8	9	10	11	12	13
NAIC Company Code	Federal ID Number	Names of Insurers and Parent, Subsidiaries or Affiliates	Shareholder Dividends	Capital Contributions	Purchases, Sales or Exchanges of Loans, Securities, Real Estate, Mortgage Loans or Other Investments	Income/ (Disbursements) Incurred in Connection with Guarantees or Undertakings for the Benefit of any Affiliate(s)	Management Agreements and Service Contracts	Income/ (Disbursements) Incurred under Reinsurance Agreements	*	Any Other Material Activity Not in the Ordinary Course of the Insurer's Business	Totals	Reinsurance Recoverable/ (Payable) on Losses and/or Reserve Credit Taken/ (Liability)
Affiliated Transactions												
	06-1059331	Cigna Corporation	671,000,000			170,500	(3,639,145)				667,531,355	
	06-1072796	Cigna Holdings, Inc.	869,000,000	(4,367,572,720)							(3,498,572,720)	
	23-1914061	Former Cigna Investments, Inc.					30,773,801				30,773,801	
	06-0861092	Cigna Investments, Inc.					9,698,060				9,698,060	
	01-0947889	Cigna Benefits Financing, Inc.					1,967,136				1,967,136	
	06-0840391	Connecticut General Corporation	14,000,000	(2,300,000)			(9,054)				11,690,946	
12814	20-4433475	Allegiance Life & Health Insurance Company					(13,338)				(13,338)	253,402
	20-1821898	HealthSpring, Inc.	(50,000,000)	3,857,020,380			(154,407,525)				3,652,612,855	
	52-1929677	Bravo Health, LLC					204,738,102				204,738,102	
10095	52-2259087	Bravo Health Mid-Atlantic, Inc.					(34,736,527)				(34,736,527)	
11254	52-2363406	Bravo Health Pennsylvania, Inc.					(147,464,516)				(147,464,516)	
12902	20-8534298	HealthSpring Life & Health Insurance Company, Inc.					(191,014,752)				(191,014,752)	
95781	63-0925225	HealthSpring of Alabama, Inc.					(52,336,876)				(52,336,876)	
11532	65-1129599	HealthSpring of Florida, Inc.					(117,369,603)				(117,369,603)	
	77-0632665	NewQuest Management of Illinois, LLC					20,220,474				20,220,474	
	20-4954206	NewQuest Management of Florida, LLC					120,894,149				120,894,149	
	20-8647386	HealthSpring Management of America, LLC					240,372,035				240,372,035	
	33-1033586	NewQuest Management of Alabama, LLC					64,458,081				64,458,081	
	72-1559530	HealthSpring USA, LLC					8,993,924				8,993,924	
	62-1540621	HealthSpring Management, Inc.					124,563,025				124,563,025	
11522	62-1593150	HealthSpring of Tennessee, Inc.					(126,053,667)				(126,053,667)	
13733	03-0452349	Cigna Arbor Life Insurance Company					(14,292,064)	(27,463,664)			(41,755,728)	1,411,608,622
	41-1648670	Cigna Behavioral Health, Inc.	(75,000,000)				47,056,753				(27,943,247)	
	59-2308055	Cigna Dental Health, Inc.	(39,865,116)				38,810,728				(1,054,388)	
	59-2600475	Cigna Dental Health Of California, Inc.	(12,000,000)				(132,154)				(12,132,154)	
11175	59-2675861	Cigna Dental Health Of Colorado, Inc.	(1,250,000)				(969,227)				(2,219,227)	
95380	59-2676987	Cigna Dental Health Of Delaware, Inc.	-				(13,356)				(13,356)	
52021	59-1611217	Cigna Dental Health Of Florida, Inc.	(8,000,000)				(3,678,228)				(11,678,228)	
52024	59-2625350	Cigna Dental Health Of Kansas, Inc.	(200,000)				(173,975)				(373,975)	
52108	59-2619589	Cigna Dental Health Of Kentucky, Inc.	(200,000)				(128,519)				(328,519)	
11160	06-1582068	Cigna Dental Health Of Missouri, Inc.	(750,000)				(602,967)				(1,352,967)	
11167	59-2308062	Cigna Dental Health Of New Jersey, Inc.	(1,700,000)				(1,423,570)				(3,123,570)	
95179	56-1803464	Cigna Dental Health Of North Carolina, Inc.	-				(522,068)				(522,068)	
47805	59-2579774	Cigna Dental Health Of Ohio, Inc.	(1,775,000)				(981,482)				(2,756,482)	
47041	52-1220578	Cigna Dental Health Of Pennsylvania, Inc.	(1,486,995)				(602,700)				(2,089,695)	
95037	59-2676977	Cigna Dental Health Of Texas, Inc.	(7,472,889)				(3,627,626)				(11,100,515)	
52617	52-2188914	Cigna Dental Health Of Virginia, Inc.	(1,100,000)				(704,012)				(1,804,012)	
47013	86-0807222	Cigna Dental Health Plan Of Arizona, Inc.	(3,400,000)				(103,815)				(3,503,815)	
48119	59-2740468	Cigna Dental Health Of Maryland, Inc.	(2,800,000)				(1,319,827)				(4,119,827)	
	62-1312478	Cigna Health Corporation	(14,100,000)	(5,155,419)			89,153,160				69,897,741	
	02-0387748	Healthsource, Inc.					(5,810,575)				(5,810,575)	

54

SCHEDULE Y

PART 2 - SUMMARY OF INSURER'S TRANSACTIONS WITH ANY AFFILIATES

1	2	3	4	5	6	7	8	9	10	11	12	13
NAIC Company Code	Federal ID Number	Names of Insurers and Parent, Subsidiaries or Affiliates	Shareholder Dividends	Capital Contributions	Purchases, Sales or Exchanges of Loans, Securities, Real Estate, Mortgage Loans or Other Investments	Income/ (Disbursements) Incurred in Connection with Guarantees or Undertakings for the Benefit of any Affiliate(s)	Management Agreements and Service Contracts	Income/ (Disbursements) Incurred under Reinsurance Agreements	*	Any Other Material Activity Not in the Ordinary Course of the Insurer's Business	Totals	Reinsurance Recoverable/ (Payable) on Losses and/or Reserve Credit Taken/ (Liability)
95125	86-0334392	Cigna HealthCare of Arizona, Inc.	(5,000,000)	155,419			(32,925,857)	(457,808)			(38,228,246)	1,630,274
	95-3310115	Cigna HealthCare of California, Inc.	-				(57,422,647)	1,673,926			(55,748,721)	8,872,587
95604	84-1004500	Cigna HealthCare of Colorado, Inc.	(2,000,000)				(1,534,864)	827,801			(2,707,063)	202,646
95660	06-1141174	Cigna HealthCare of Connecticut, Inc.	-				(4,625,985)	14,940			(4,611,045)	26,628
95136	59-2089259	Cigna HealthCare of Florida, Inc.	-				(828,850)	(60,251)			(889,101)	109,259
95602	36-3385638	Cigna HealthCare of Illinois, Inc.	-				(286,052)	(19,650)			(305,702)	17,745
95477	01-0418220	Cigna HealthCare of Maine, Inc.	(5,000,000)				1,478	-			(4,998,522)	
95220	02-0402111	Cigna HealthCare of Massachusetts, Inc.	(1,400,000)				9,318	(71)			(1,390,753)	64
95599	52-1404350	Cigna HealthCare Mid-Atlantic, Inc.	(2,500,000)				(15,539)	-			(2,515,539)	
95493	02-0387749	Cigna HealthCare of New Hampshire, Inc.	(500,000)				30,767	-			(469,233)	
95500	22-2720890	Cigna HealthCare of New Jersey, Inc.	-				(44,292)	(39,410)			(83,702)	35,590
95121	23-2301807	Cigna HealthCare of Pennsylvania, Inc.	-				(16,062)	-			(16,062)	
95635	36-3359925	Cigna HealthCare of St. Louis, Inc.	(2,000,000)				(769,533)	(99,942)			(2,869,475)	15,113
95518	62-1230908	Cigna HealthCare of Utah, Inc.	-				12,763	-			12,763	
96229	58-1641057	Cigna HealthCare of Georgia, Inc.	-				(850,021)	170,755			(679,266)	79,605
95383	74-2767437	Cigna HealthCare of Texas, Inc.	(3,000,000)				(11,071,786)	(338,548)			(14,410,334)	1,456,330
95525	35-1679172	Cigna HealthCare of Indiana, Inc.	(500,000)				(194,637)	(10,930)			(705,567)	9,870
95488	11-2758941	Cigna HealthCare of New York, Inc.	-			(170,500)	(37,955)	-			(208,455)	
95606	62-1218053	Cigna HealthCare of Tennessee, Inc.	(3,000,000)				(7,301,281)	770,210			(9,531,071)	928,605
95132	56-1479515	Cigna HealthCare of North Carolina, Inc.	(5,000,000)				(4,599,772)	(192,452)			(9,792,224)	512,033
95708	06-1185590	Cigna HealthCare of South Carolina, Inc.	(1,000,000)				(258,500)	(17,844)			(1,276,344)	16,114
	00-0000000	Temple Insurance Company Limited (Bermuda)					(43,525)				(43,525)	
	35-1641636	Sagamore Health Network, Inc.					1,146,753				1,146,753	
95388	93-1174749	Great-West Healthcare of Illinois, Inc.					(702)				(702)	
	AA-1560515	Cigna Life Insurance Co. of Canada	(2,000,000)				(11,316,857)	(484,833)			(13,801,690)	
64548	13-2556568	Cigna Life Insurance Company of New York	(25,000,000)				(872,263)	(9,215,731)			(35,087,994)	136,150,842
62308	06-0303370	Connecticut General Life Insurance Company	(1,054,000,000)	16,894,557			(116,161,174)	(3,372,506)			(1,156,639,123)	(2,763,196,541)
	32-0222252	Cigna Onsite Health, LLC		5,000,000			5,053,453				10,053,453	
	23-3074013	TEL-DRUG of Pennsylvania, L.L.C.					(44,227)				(44,227)	
	27-5402196	Cigna Affiliates Realty Investment Group, LLC		150,455,547							150,455,547	
	27-0268530	CORAC, LLC		(748,442)							(748,442)	
67369	59-1031071	Cigna Health and Life Insurance Company		176,075,679			(37,580,300)	(2,433,663)			136,061,716	(2,741,146)
	23-1728483	Cigna Health Management, Inc.	(10,000,000)				152,918,081				142,918,081	
	20-8064696	Kronos Optimal Health Company					7,846,145				7,846,145	
65498	23-1503749	Life Insurance Company of North America	(175,000,000)	(35,810,341)			(18,865,942)	(109,979,021)			(339,655,304)	1,116,651,803
	46-0427127	Tel-Drug, Inc.	(36,000,000)				(18,954)				(36,018,954)	
	00-0000000	Vielife Holdings Limited (United Kingdom)		2,300,000							2,300,000	
	35-2041388	IHN, Inc.					(3,510)				(3,510)	
	51-0389196	Cigna Global Holdings, Inc.		96,588,380							96,588,380	
	51-0111677	Cigna International Corporation, Inc.					(3,159,000)				(3,159,000)	
	98-0210110	Cigna Global Reinsurance Company, Ltd. (Bermuda)	30,787,500				(12,636)	159,742,011			190,516,875	111,540,496
	23-3009279	Cigna Holdings Overseas, Inc.					5,309,821				5,309,821	

54.1

SCHEDULE Y

PART 2 - SUMMARY OF INSURER'S TRANSACTIONS WITH ANY AFFILIATES

1	2	3	4	5	6	7	8	9	10	11	12	13
NAIC Company Code	Federal ID Number	Names of Insurers and Parent, Subsidiaries or Affiliates	Shareholder Dividends	Capital Contributions	Purchases, Sales or Exchanges of Loans, Securities, Real Estate, Mortgage Loans or Other Investments	Income/ (Disbursements) Incurred in Connection with Guarantees or Undertakings for the Benefit of any Affiliate(s)	Management Agreements and Service Contracts	Income/ (Disbursements) Incurred under Reinsurance Agreements	*	Any Other Material Activity Not in the Ordinary Course of the Insurer's Business	Totals	Reinsurance Recoverable/ (Payable) on Losses and/or Reserve Credit Taken/ (Liability)
	00-0000000	Cigna Nederland Alpha Cooperatief U.A.		37,483,936							37,483,936	
	00-0000000	Cigna Nederland Gamma B.V.		69,613,024							69,613,024	
	AA-1240009	Cigna Life Insurance Co. of Europe S.A.-N.V.					(2,165,815)	177,859			(1,987,956)	9,852
	00-0000000	Cigna Europe Insurance Company S.A.-N.V.					7,831				7,831	
	00-0000000	Cigna Worldwide Life Insurance Company Limited					(47,035)				(47,035)	
	00-0000000	Cigna Global Insurance Company Limited (Guernsey)					4,921,801	(6,966,520)			(2,044,719)	(2,634,881)
90859	23-2088429	Cigna Worldwide Insurance Company	(30,787,500)				(3,750,898)	(2,224,656)			(36,763,054)	(21,554,913)
9999999		Control Totals	0	0	0	0	0	2	XXX	0	2	(1)

SUPPLEMENTAL EXHIBITS AND SCHEDULES INTERROGATORIES

The following supplemental reports are required to be filed as part of your statement filing unless specifically waived by the domiciliary state. However, in the event that your domiciliary state waives the filing requirement, your response of WAIVED to the specific interrogatory will be accepted in lieu of filing a "NONE" report and a bar code will be printed below. If the supplement is required of your company but is not being filed for whatever reason enter SEE EXPLANATION and provide an explanation following the interrogatory questions.

MARCH FILING

	Responses
1. Will the Supplemental Compensation Exhibit be filed with the state of domicile by March 1?	YES
2. Will the confidential Risk-Based Capital Report be filed with the NAIC by March 1?	YES
3. Will the confidential Risk-Based Capital Report be filed with the state of domicile, if required, by March 1?	YES
4. Will an actuarial opinion be filed with this statement by March 1?	YES

APRIL FILING

5. Will Management's Discussion and Analysis be filed by April 1?	YES
6. Will the Life, Health & Annuity Guaranty Association Model Act Assessment Base Reconciliation Exhibit be filed with the state of domicile and the NAIC by April 1?	YES
7. Will the Adjustment Form (if required) be filed with state of domicile and the NAIC by April 1?	YES
8. Will the Supplemental Investment Risk Interrogatories be filed by April 1?	YES

JUNE FILING

9. Will an audited financial report be filed by June 1?	YES
10. Will Accountants Letter of Qualifications be filed with the state of domicile and electronically with the NAIC by June 1?	YES

AUGUST FILING

11. Will Communication of Internal Control Related Matters Noted in Audit be filed with the state of domicile by August 1?	YES
--	-----

The following supplemental reports are required to be filed as part of your statement filing. However, in the event that your company does not transact the type of business for which the special report must be filed, your response of NO to the specific interrogatory will be accepted in lieu of filing a "NONE" report and a bar code will be printed below. If the supplement is required of your company but is not being filed for whatever reason, enter SEE EXPLANATION and provide an explanation following the interrogatory questions.

MARCH FILING

12. Will Schedule SIS (Stockholder Information Supplement) be filed with the state of domicile by March 1?	NO
13. Will the Medicare Supplement Insurance Experience Exhibit be filed with the state of domicile and the NAIC by March 1?	NO
14. Will the Trusteed Surplus Statement be filed with the state of domicile and the NAIC by March 1?	NO
15. Will the actuarial opinion on participating and non-participating policies as required in Interrogatories 1 and 2 to Exhibit 5 be filed with the state of domicile and electronically with the NAIC by March 1?	NO
16. Will the actuarial opinion on non-guaranteed elements as required in interrogatory #3 to Exhibit 5 be filed with the state of domicile and electronically with the NAIC by March 1?	NO
17. Will the actuarial opinion on X-Factors be filed with the state of domicile and electronically with the NAIC by March 1?	NO
18. Will the actuarial opinion on Separate Accounts Funding Guaranteed Minimum Benefit be filed with the state of domicile and electronically with the NAIC by March 1?	NO
19. Will the actuarial opinion on Synthetic Guaranteed Investment Contracts be filed with the state of domicile and electronically with the NAIC by March 1?	NO
20. Will the Reasonableness of Assumptions Certification required by Actuarial Guideline XXXV be filed with the state of domicile and electronically with the NAIC by March 1?	NO
21. Will the Reasonableness and Consistency of Assumptions Certification required by Actuarial Guideline XXXV be filed with the state of domicile and electronically with the NAIC by March 1?	NO
22. Will the Reasonableness of Assumptions Certification for Implied Guaranteed Rate Method required by Actuarial Guideline XXXVI be filed with the state of domicile and electronically with the NAIC by March 1?	NO
23. Will the Reasonableness and Consistency of Assumptions Certification required by Actuarial Guideline XXXVI (Updated Average Market Value) be filed with the state of domicile and electronically with the NAIC by March 1?	NO
24. Will the Reasonableness and Consistency of Assumptions Certification required by Actuarial Guideline XXXVI (Updated Market Value) be filed with the state of domicile and electronically with the NAIC by March 1?	NO
25. Will the C-3 RBC Certifications required under C-3 Phase I be filed with the state of domicile and electronically with the NAIC by March 1?	NO
26. Will the C-3 RBC Certifications required under C-3 Phase II be filed with the state of domicile and electronically with the NAIC by March 1?	NO
27. Will the Actuarial Certifications Related to Annuity Nonforfeiture Ongoing Compliance for Equity Indexed Annuities be filed with the state of domicile and electronically with the NAIC by March 1?	NO
28. Will the actuarial opinion required by the Modified Guaranteed Annuity Model Regulation be filed with the state of domicile and electronically with the NAIC by March 1?	NO
29. Will the Actuarial Certifications Related to Hedging required by Actuarial Guideline XLIII be filed with the state of domicile and electronically with the NAIC by March 1?	NO
30. Will the Financial Officer Certification Related to Clearly Defined Hedging Strategy required by Actuarial Guideline XLIII be filed with the state of domicile and electronically with the NAIC by March 1?	NO
31. Will the Management Certification That the Valuation Reflects Management's Intent required by Actuarial Guideline XLIII be filed with the state of domicile and electronically with the NAIC by March 1?	NO
32. Will the Actuarial Certification Related to the Reserves required by Actuarial Guideline XLIII be filed with the state of domicile and electronically with the NAIC by March 1?	NO
33. Will the Actuarial Certification regarding the use of 2001 Preferred Class Tables required by the Model Regulation Permitting the Recognition of Preferred Mortality Tables for Use in Determining Minimum Reserve Liabilities be filed with the state of domicile and electronically with the NAIC by March 1?	SEE EXPLANATION
34. Will the Workers' Compensation Carve-Out Supplement be filed by March 1?	NO
35. Will Supplemental Schedule O be filed with the state of domicile and the NAIC by March 1?	NO
36. Will the Medicare Part D Coverage Supplement be filed with the state of domicile and the NAIC by March 1?	NO
37. Will an approval from the reporting entity's state of domicile for relief related to the five-year rotation requirement for lead audit partners be filed electronically with the NAIC by March 1?	SEE EXPLANATION
38. Will an approval from the reporting entity's state of domicile for relief related to the one-year cooling off period for independent CPA be filed electronically with the NAIC by March 1?	SEE EXPLANATION
39. Will an approval from the reporting entity's state of domicile for relief related to the Requirements for Audit Committees be filed electronically with the NAIC by March 1?	SEE EXPLANATION

APRIL FILING

40. Will the Long-Term Care Experience Reporting Forms be filed with the state of domicile and the NAIC by April 1?	NO
41. Will the Interest-Sensitive Life Insurance Products Report Forms be filed with the state of domicile and the NAIC by April 1?	NO
42. Will the Credit Insurance Experience Exhibit be filed with the state of domicile and the NAIC by April 1?	NO
43. Will the Accident and Health Policy Experience Exhibit be filed by April 1?	NO
44. Will the Analysis of Annuity Operations by Lines of Business be filed with the state of domicile and the NAIC by April 1?	NO
45. Will the Analysis of Increase in Annuity Reserves During the Year be filed with the state of domicile and the NAIC by April 1?	NO
46. Will the Supplemental Health Care Exhibit (Parts 1, 2 and 3) be filed with the state of domicile and the NAIC by April 1?	NO
47. Will the regulator only (non-public) Supplemental Health Care Exhibit's Expense Allocation Report be filed with the state of domicile and the NAIC by April 1?	NO

AUGUST FILING

48. Will Management's Report of Internal Control Over Financial Reporting be filed with the state of domicile by August 1?	NO
--	----
















SUPPLEMENTAL EXHIBITS AND SCHEDULES INTERROGATORIES

The following supplemental reports are required to be filed as part of your statement filing unless specifically waived by the domiciliary state. However, in the event that your domiciliary state waives the filing requirement, your response of WAIVED to the specific interrogatory will be accepted in lieu of filing a "NONE" report and a bar code will be printed below. If the supplement is required of your company but is not being filed for whatever reason enter SEE EXPLANATION and provide an explanation following the interrogatory questions.

EXPLANATIONS:

BAR CODE:

- 1.
- 2.
- 3.
- 4.
- 5.
- 6.
- 7.
- 8.
- 9.
- 10.
- 11.
- 12.
- 13.
- 14.
- 15.
- 16.
- 17.
- 18.
- 19.
- 20.
- 21.
- 22.
- 23.
- 24.
- 25.
- 26.

	
	* 6 5 2 6 9 2 0 1 2 4 2 0 0 0 0 0 *
	
	* 6 5 2 6 9 2 0 1 2 3 6 0 0 0 0 0 *
	
	* 6 5 2 6 9 2 0 1 2 4 9 0 0 0 0 0 *
	
	* 6 5 2 6 9 2 0 1 2 3 7 1 0 0 0 0 *
	
	* 6 5 2 6 9 2 0 1 2 3 7 0 0 0 0 0 *
	
	* 6 5 2 6 9 2 0 1 2 4 4 2 0 0 0 0 *
	
	* 6 5 2 6 9 2 0 1 2 4 4 3 0 0 0 0 *
	
	* 6 5 2 6 9 2 0 1 2 4 4 4 0 0 0 0 *
	
	* 6 5 2 6 9 2 0 1 2 4 4 5 0 0 0 0 *
	
	* 6 5 2 6 9 2 0 1 2 4 4 6 0 0 0 0 *
	
	* 6 5 2 6 9 2 0 1 2 4 4 7 0 0 0 0 *
	
	* 6 5 2 6 9 2 0 1 2 4 4 8 0 0 0 0 *
	
	* 6 5 2 6 9 2 0 1 2 4 4 9 0 0 0 0 *
	
	* 6 5 2 6 9 2 0 1 2 4 5 0 0 0 0 *
	
	* 6 5 2 6 9 2 0 1 2 4 5 1 0 0 0 0 *

SUPPLEMENTAL EXHIBITS AND SCHEDULES INTERROGATORIES

The following supplemental reports are required to be filed as part of your statement filing unless specifically waived by the domiciliary state. However, in the event that your domiciliary state waives the filing requirement, your response of WAIVED to the specific interrogatory will be accepted in lieu of filing a "NONE" report and a bar code will be printed below. If the supplement is required of your company but is not being filed for whatever reason enter SEE EXPLANATION and provide an explanation following the interrogatory questions.

27.



28.



29.



30.



31.



32.



33. Not applicable



34.



35.



36.



37. Not applicable



38. Not applicable



39. Not applicable



40.



41.



42.



43.



44.



45.



46.



47.



48.



**Overflow Page
NONE**

**Overflow Page
NONE**

**2012 ALPHABETICAL INDEX
LIFE ANNUAL STATEMENT BLANK**

Analysis of Increase in Reserves During The Year	7	Schedule D – Part 2 – Section 1	E11
Analysis of Operations By Lines of Business	6	Schedule D – Part 2 – Section 2	E12
Asset Valuation Reserve Default Component	30	Schedule D – Part 3	E13
Asset Valuation Reserve Equity	32	Schedule D – Part 4	E14
Asset Valuation Reserve Replications (Synthetic) Assets	35	Schedule D – Part 5	E15
Asset Valuation Reserve	29	Schedule D – Part 6 – Section 1	E16
Assets	2	Schedule D – Part 6 – Section 2	E16
Cash Flow	5	Schedule D – Summary By Country	SI04
Exhibit 1 – Part 1 – Premiums and Annuity Considerations for Life and Accident and Health Contracts	9	Schedule D – Verification Between Years	SI03
Exhibit 1 – Part 2 – Dividends and Coupons Applied, Reinsurance Commissions and Expense	10	Schedule DA – Part 1	E17
Exhibit 2 – General Expenses	11	Schedule DA – Verification Between Years	SI10
Exhibit 3 – Taxes, Licenses and Fees (Excluding Federal Income Taxes)	11	Schedule DB – Part A – Section 1	E18
Exhibit 4 – Dividends or Refunds	11	Schedule DB – Part A – Section 2	E19
Exhibit 5 – Aggregate Reserve for Life Contracts	12	Schedule DB – Part A – Verification Between Years	SI11
Exhibit 5 – Interrogatories	13	Schedule DB – Part B – Section 1	E20
Exhibit 5A – Changes in Bases of Valuation During The Year	13	Schedule DB – Part B – Section 2	E21
Exhibit 6 – Aggregate Reserves for Accident and Health Contracts	14	Schedule DB – Part B – Verification Between Years	SI11
Exhibit 7 – Deposit-Type Contracts	15	Schedule DB – Part C – Section 1	SI12
Exhibit 8 – Claims for Life and Accident and Health Contracts – Part 1	16	Schedule DB – Part C – Section 2	SI13
Exhibit 8 – Claims for Life and Accident and Health Contracts – Part 2	17	Schedule DB – Part D	E22
Exhibit of Capital Gains (Losses)	8	Schedule DB – Verification	SI14
Exhibit of Life Insurance	25	Schedule DL – Part 1	E23
Exhibit of Net Investment Income	8	Schedule DL – Part 2	E24
Exhibit of Nonadmitted Assets	18	Schedule E – Part 1 – Cash	E25
Exhibit of Number of Policies, Contracts, Certificates, Income Payable and Account Values	27	Schedule E – Part 2 – Cash Equivalents	E26
Five-Year Historical Data	22	Schedule E – Part 3 – Special Deposits	E27
Form for Calculating the Interest Maintenance Reserve (IMR)	28	Schedule E – Verification Between Years	SI15
General Interrogatories	20	Schedule F	36
Jurat Page	1	Schedule H – Accident and Health Exhibit – Part 1	37
Liabilities, Surplus and Other Funds	3	Schedule H – Part 2, Part 3 and Part 4	38
Life Insurance (State Page)	24	Schedule H – Part 5 – Health Claims	39
Notes To Financial Statements	19	Schedule S – Part 1 – Section 1	40
Overflow Page For Write-ins	56	Schedule S – Part 1 – Section 2	41
Schedule A – Part 1	E01	Schedule S – Part 2	42
Schedule A – Part 2	E02	Schedule S – Part 3 – Section 1	43
Schedule A – Part 3	E03	Schedule S – Part 3 – Section 2	44
Schedule A – Verification Between Years	SI02	Schedule S – Part 4	45
Schedule B – Part 1	E04	Schedule S – Part 5	46
Schedule B – Part 2	E05	Schedule S – Part 6	48
Schedule B – Part 3	E06	Schedule S – Part 7	49
Schedule B – Verification Between Years	SI02	Schedule T – Part 2 Interstate Compact	51
Schedule BA – Part 1	E07	Schedule T – Premiums and Annuity Considerations	50
Schedule BA – Part 2	E08	Schedule Y – Information Concerning Activities of Insurer Members of a Holding Company Group	52
Schedule BA – Part 3	E09	Schedule Y – Part 1A – Detail of Insurance Holding Company System	53
Schedule BA – Verification Between Years	SI03	Schedule Y – Part 2 – Summary of Insurer's Transactions With Any Affiliates	54
Schedule D – Part 1	E10	Summary Investment Schedule	SI01
Schedule D – Part 1A – Section 1	SI05	Summary of Operations	4
Schedule D – Part 1A – Section 2	SI08	Supplemental Exhibits and Schedules Interrogatories	55