



# ANNUAL STATEMENT

For the Year Ended December 31, 2012  
of the Condition and Affairs of the

## Vision Service Plan

NAIC Group Code.....1189, 1189 (Current Period) (Prior Period) NAIC Company Code..... 54380 Employer's ID Number..... 31-0725743

Organized under the Laws of Ohio State of Domicile or Port of Entry Ohio Country of Domicile US

Licensed as Business Type.....Vision Service Corporation Is HMO Federally Qualified? Yes [ ] No [ X ]

Incorporated/Organized..... November 4, 1966 Commenced Business..... March 29, 1967

Statutory Home Office 3400 Morse Crossing P.O. Box 2487..... Columbus ..... OH ..... 43215  
(Street and Number) (City or Town, State and Zip Code)

Main Administrative Office 3333 Quality Drive..... Rancho Cordova ..... CA ..... 95670  
(Street and Number) (City or Town, State and Zip Code) (Area Code) (Telephone Number)

Mail Address 3333 Quality Drive..... Rancho Cordova ..... CA ..... 95670  
(Street and Number or P. O. Box) (City or Town, State and Zip Code)

Primary Location of Books and Records 3333 Quality Drive..... Rancho Cordova ..... CA ..... 95670  
(Street and Number) (City or Town, State and Zip Code) (Area Code) (Telephone Number)

Internet Web Site Address www.vsp.com

Statutory Statement Contact Laura Olson 916-851-5000  
(Name) (Area Code) (Telephone Number) (Extension)  
laurol@vsp.com 916-858-5388  
(E-Mail Address) (Fax Number)

### OFFICERS

| Name                     | Title     | Name                     | Title     |
|--------------------------|-----------|--------------------------|-----------|
| 1. James Robinson Lynch  | President | 2. James Michael McGrann | Secretary |
| 3. Lester Earl Passuello | Treasurer | 4.                       |           |

### OTHER

### DIRECTORS OR TRUSTEES

James Robinson Lynch James Michael McGrann Donald Joseph Ball, Jr.

State of..... California  
County of..... Sacramento

The officers of this reporting entity being duly sworn, each depose and say that they are the described officers of said reporting entity, and that on the reporting period stated above, all of the herein described assets were the absolute property of the said reporting entity, free and clear from any liens or claims thereon, except as herein stated, and that this statement, together with related exhibits, schedules and explanations therein contained, annexed or referred to, is a full and true statement of all the assets and liabilities and of the condition and affairs of the said reporting entity as of the reporting period stated above, and of its income and deductions therefrom for the period ended, and have been completed in accordance with the NAIC *Annual Statement Instructions and Accounting Practices and Procedures* manual except to the extent that: (1) state law may differ; or, (2) that state rules or regulations require differences in reporting not related to accounting practices and procedures, according to the best of their information, knowledge and belief, respectively. Furthermore, the scope of this attestation by the described officers also includes the related corresponding electronic filing with the NAIC, when required, that is an exact copy (except for formatting differences due to electronic filing) of the enclosed statement. The electronic filing may be requested by various regulators in lieu of or in addition to the enclosed statement.

|                                              |                                               |                                               |
|----------------------------------------------|-----------------------------------------------|-----------------------------------------------|
| _____<br>(Signature)<br>James Robinson Lynch | _____<br>(Signature)<br>James Michael McGrann | _____<br>(Signature)<br>Lester Earl Passuello |
| _____<br>1. (Printed Name)<br>President      | _____<br>2. (Printed Name)<br>Secretary       | _____<br>3. (Printed Name)<br>Treasurer       |
| _____<br>(Title)                             | _____<br>(Title)                              | _____<br>(Title)                              |

Subscribed and sworn to before me  
This \_\_\_\_\_ day of \_\_\_\_\_ 2013

By: James Robinson Lynch , James Michael McGrann,

Lester Earl Passuello

a. Is this an original filing? Yes [ X ] No [ ]

b. If no

1. State the amendment number \_\_\_\_\_

2. Date filed \_\_\_\_\_

3. Number of pages attached \_\_\_\_\_

**EXHIBIT 2 - ACCIDENT AND HEALTH PREMIUMS DUE AND UNPAID**

| 1<br>Name of Debtor                                                         | 2<br>1 - 30 Days | 3<br>31 - 60 Days | 4<br>61 - 90 Days | 5<br>Over 90 Days | 6<br>Nonadmitted | 7<br>Admitted |
|-----------------------------------------------------------------------------|------------------|-------------------|-------------------|-------------------|------------------|---------------|
| <b>A&amp;H Premiums Due and Unpaid</b>                                      |                  |                   |                   |                   |                  |               |
| WRIGHT PATT CREDIT UNION, INC.....                                          | 5,052            | 4,990             |                   |                   |                  | 10,042        |
| THE BELLEVUE HOSPITAL.....                                                  | 5,290            | 5,268             |                   |                   |                  | 10,558        |
| EAST LIVERPOOL HOSPITAL.....                                                | 5,309            | 5,270             |                   |                   |                  | 10,579        |
| BARBERTON HOSPITAL-ACTIVE.....                                              | 10,705           |                   |                   |                   |                  | 10,705        |
| EXPRESS FASHIONS ACTIVE.....                                                | 10,875           |                   |                   |                   |                  | 10,875        |
| OHIO HEALTHCARE CONSORTIUM.....                                             | 6,362            | 4,519             |                   |                   |                  | 10,881        |
| NEW BAKERY COMPANY OF OH-VSP1.....                                          | 5,484            | 5,566             |                   |                   |                  | 11,050        |
| S-GC SALARY EMPLOYEES-NONUN.....                                            | 5,627            | 5,731             |                   |                   |                  | 11,358        |
| HMCGA.....                                                                  | 11,526           |                   |                   |                   |                  | 11,526        |
| KNOX COMMUNITY HOSPITAL.....                                                | 11,978           |                   |                   |                   |                  | 11,978        |
| CORP BUY UP-LENS OPTIONS.....                                               | 6,063            | 6,050             |                   |                   |                  | 12,113        |
| TOLEDO BD OF ED/NON TEACHING.....                                           | 13,040           |                   |                   |                   |                  | 13,040        |
| COOPER TIRE/TEXARKANA HOURLY.....                                           | 13,446           |                   |                   |                   |                  | 13,446        |
| THE CHILDREN'S MEDICAL CENTER.....                                          | 13,771           |                   |                   |                   |                  | 13,771        |
| BGSU.....                                                                   | 14,659           |                   |                   |                   |                  | 14,659        |
| LIEBERT CORPORATION.....                                                    | 15,093           |                   |                   |                   |                  | 15,093        |
| AAG NEW FULLY INSURED FULL SVC.....                                         | 8,453            | 8,389             |                   |                   |                  | 16,842        |
| SOUTHERN OHIO MEDICAL CENTER.....                                           | 16,990           |                   |                   |                   |                  | 16,990        |
| KROGER RETIREES-AUTOMATED.....                                              | 8,675            | 8,584             |                   |                   |                  | 17,259        |
| MARION GENERAL HOSPITAL ACTIVE.....                                         | 9,468            | 9,481             |                   |                   |                  | 18,949        |
| COOPER TIRE/ADMIN.....                                                      | 20,343           |                   |                   |                   |                  | 20,343        |
| BVHS.....                                                                   | 21,338           |                   |                   |                   |                  | 21,338        |
| WESTFIELD GROUP HIGH PLAN C.....                                            | 21,555           |                   |                   |                   |                  | 21,555        |
| WORTHINGTON INDUSTRIES INC.....                                             | 22,336           |                   |                   |                   |                  | 22,336        |
| COOPERATIVE GROUP \$10/\$25.....                                            | 24,218           |                   |                   |                   |                  | 24,218        |
| TOLEDO BOARD OF ED.-TEACHERS.....                                           | 24,341           |                   |                   |                   |                  | 24,341        |
| ARIEL CORP.....                                                             | 27,786           |                   |                   |                   |                  | 27,786        |
| STATE AUTO - ACTIVE.....                                                    | 29,038           |                   |                   |                   |                  | 29,038        |
| INFINITY TRUST - PLAN C.....                                                | 14,589           | 14,591            |                   |                   |                  | 29,180        |
| INFINITY TRUST - PLAN B.....                                                | 14,908           | 14,658            |                   |                   |                  | 29,566        |
| SWAGELOK COMPANY.....                                                       | 29,570           |                   |                   |                   |                  | 29,570        |
| WENDY'S INTL., INC. - VSP2.....                                             | 15,293           | 15,547            |                   |                   |                  | 30,840        |
| SUMMA HEALTH SYSTEM.....                                                    | 36,360           |                   |                   |                   |                  | 36,360        |
| GENESIS HEALTHCARE SYSTEM.....                                              | 38,275           |                   |                   |                   |                  | 38,275        |
| CBIZ, INC.....                                                              | 44,015           |                   |                   |                   |                  | 44,015        |
| ACTIVES - NON-UNION DGF.....                                                | 23,596           | 23,535            |                   |                   |                  | 47,131        |
| ACTIVES - NON-UNION EXPRESS.....                                            | 24,091           | 24,070            |                   |                   |                  | 48,161        |
| KETTERING HEALTH NETWORK.....                                               | 62,732           |                   |                   |                   |                  | 62,732        |
| WENDY'S INTL., INC. - VSP1.....                                             | 61,218           | 61,440            |                   |                   |                  | 122,658       |
| BIG LOTS.....                                                               | 128,170          |                   |                   |                   |                  | 128,170       |
| HUNTINGTON BANCSHARES INC.....                                              | 129,994          |                   |                   |                   |                  | 129,994       |
| OHIOHEALTH.....                                                             | 208,968          | 208,954           |                   |                   |                  | 417,922       |
| 0299997. Group subscribers subtotal.....                                    | 1,220,600        | 426,643           | 0                 | 0                 | 0                | 1,647,243     |
| 0299998. Premiums due and unpaid not individually listed.....               | 581,245          | 123,268           | 5,887             | 6,437             | 14,878           | 701,959       |
| 0299999. Total group.....                                                   | 1,801,845        | 549,911           | 5,887             | 6,437             | 14,878           | 2,349,202     |
| 0599999. Accident and health premiums due and unpaid (Page 2, Line 15)..... | 1,801,845        | 549,911           | 5,887             | 6,437             | 14,878           | 2,349,202     |

18

### EXHIBIT 3 - HEALTH CARE RECEIVABLES

| 1<br>Name of Debtor | 2<br>1 - 30 Days | 3<br>31 - 60 Days | 4<br>61 - 90 Days | 5<br>Over 90 Days | 6<br>Nonadmitted | 7<br>Admitted |
|---------------------|------------------|-------------------|-------------------|-------------------|------------------|---------------|
|---------------------|------------------|-------------------|-------------------|-------------------|------------------|---------------|

**NONE**

**EXHIBIT 4 - CLAIMS UNPAID AND INCENTIVE POOL, WITHHOLD AND BONUS (Reported and Unreported)**

**Aging Analysis of Unpaid Claims**

| 1<br>Account                                            | 2<br>1 - 30 Days | 3<br>31 - 60 Days | 4<br>61 - 90 Days | 5<br>91 - 120 Days | 6<br>Over 120 Days | 7<br>Total |
|---------------------------------------------------------|------------------|-------------------|-------------------|--------------------|--------------------|------------|
| <b>Claims Unpaid (Reported)</b>                         |                  |                   |                   |                    |                    |            |
| Pricing Claims.....                                     | 1,009,167        |                   |                   |                    |                    | 1,009,167  |
| 0199999. Individually listed claims unpaid.....         | 1,009,167        | 0                 | 0                 | 0                  | 0                  | 1,009,167  |
| 0499999. Subtotals.....                                 | 1,009,167        | 0                 | 0                 | 0                  | 0                  | 1,009,167  |
| 0599999. Unreported claim and other claim reserves..... |                  |                   |                   |                    |                    | 3,581,003  |
| 0799999. Total claims unpaid.....                       |                  |                   |                   |                    |                    | 4,590,170  |

**EXHIBIT 5 - AMOUNTS DUE FROM PARENT, SUBSIDIARIES AND AFFILIATES**

| 1<br>Name of Affiliate | 2<br>1 - 30 Days | 3<br>31 - 60 Days | 4<br>61 - 90 Days | 5<br>Over 90 Days | 6<br>Nonadmitted | Admitted     |                  |
|------------------------|------------------|-------------------|-------------------|-------------------|------------------|--------------|------------------|
|                        |                  |                   |                   |                   |                  | 7<br>Current | 8<br>Non-Current |

**NONE**

**EXHIBIT 6 - AMOUNTS DUE TO PARENT, SUBSIDIARIES AND AFFILIATES**

| 1<br>Affiliate                                            | 2<br>Description | 3<br>Amount | 4<br>Current | 5<br>Non-Current |
|-----------------------------------------------------------|------------------|-------------|--------------|------------------|
| <b>Amounts Due To Parent, Subsidiaries and Affiliates</b> |                  |             |              |                  |
| Payable to VSP.....                                       |                  | 983,718     | 983,718      |                  |
| 0199999. Individually listed payables.....                |                  | 983,718     | 983,718      | 0                |
| 0399999. Total gross payables.....                        |                  | 983,718     | 983,718      | 0                |

**EXHIBIT 7 - PART 1 - SUMMARY OF TRANSACTIONS WITH PROVIDERS**

| Payment Method                                                 | 1<br>Direct<br>Medical<br>Expense<br>Payment | 2<br>Column 1<br>as a %<br>of Total Payment | 3<br>Total<br>Members<br>Covered | 4<br>Column 3<br>as a %<br>of Total Members | 5<br>Column 1<br>Expenses Paid<br>to Affiliated<br>Providers | 6<br>Column 1<br>Expenses Paid<br>to Non-Affiliated<br>Providers |
|----------------------------------------------------------------|----------------------------------------------|---------------------------------------------|----------------------------------|---------------------------------------------|--------------------------------------------------------------|------------------------------------------------------------------|
| <b>Capitation Payments:</b>                                    |                                              |                                             |                                  |                                             |                                                              |                                                                  |
| 1. Medical groups.....                                         | 0                                            | 0.0                                         |                                  |                                             |                                                              |                                                                  |
| 2. Intermediaries.....                                         | 0                                            | 0.0                                         |                                  |                                             |                                                              |                                                                  |
| 3. All other providers.....                                    | 0                                            | 0.0                                         |                                  |                                             |                                                              |                                                                  |
| 4. Total capitation payments.....                              | 0                                            | 0.0                                         | 0                                |                                             | 0                                                            | 0                                                                |
| <b>Other Payments:</b>                                         |                                              |                                             |                                  |                                             |                                                              |                                                                  |
| 5. Fee-for-service.....                                        | 5,038,095                                    | 7.0                                         | XXX                              | XXX                                         |                                                              | 5,038,095                                                        |
| 6. Contractual fee payments.....                               | 66,934,694                                   | 93.0                                        | XXX                              | XXX                                         | 66,934,694                                                   |                                                                  |
| 7. Bonus/withhold arrangements - fee-for-service.....          | 0                                            | 0.0                                         | XXX                              | XXX                                         |                                                              |                                                                  |
| 8. Bonus/withhold arrangements - contractual fee payments..... | 0                                            | 0.0                                         | XXX                              | XXX                                         |                                                              |                                                                  |
| 9. Non-contingent salaries.....                                | 0                                            | 0.0                                         | XXX                              | XXX                                         |                                                              |                                                                  |
| 10. Aggregate cost arrangements.....                           | 0                                            | 0.0                                         | XXX                              | XXX                                         |                                                              |                                                                  |
| 11. All other payments.....                                    | 0                                            | 0.0                                         | XXX                              | XXX                                         |                                                              |                                                                  |
| 12. Total other payments.....                                  | 71,972,789                                   | 100.0                                       | XXX                              | XXX                                         | 66,934,694                                                   | 5,038,095                                                        |
| 13. Total (Line 4 plus Line 12).....                           | 71,972,789                                   | 100.0                                       | XXX                              | XXX                                         | 66,934,694                                                   | 5,038,095                                                        |

23

**EXHIBIT 7 - PART 2 - SUMMARY OF TRANSACTIONS WITH INTERMEDIARIES**

| 1<br>NAIC<br>Code | 2<br>Name of<br>Intermediary | 3<br>Capitation<br>Paid | 4<br>Average<br>Monthly<br>Capitation | 5<br>Intermediary's<br>Total Adjusted<br>Capital | 6<br>Intermediary's<br>Authorized Control<br>Level RBC |
|-------------------|------------------------------|-------------------------|---------------------------------------|--------------------------------------------------|--------------------------------------------------------|
|-------------------|------------------------------|-------------------------|---------------------------------------|--------------------------------------------------|--------------------------------------------------------|

**NONE**

### EXHIBIT 8 - FURNITURE, EQUIPMENT AND SUPPLIES OWNED

|                                                   | 1         | 2            | 3                           | 4                                  | 5                         | 6                      |
|---------------------------------------------------|-----------|--------------|-----------------------------|------------------------------------|---------------------------|------------------------|
| Description                                       | Cost      | Improvements | Accumulated<br>Depreciation | Book Value<br>Less<br>Encumbrances | Assets<br>Not<br>Admitted | Net Admitted<br>Assets |
| 1. Administrative furniture and equipment.....    |           |              |                             |                                    |                           | .0                     |
| 2. Medical furniture, equipment and fixtures..... |           |              |                             |                                    |                           | .0                     |
| 3. Pharmaceuticals and surgical supplies.....     |           |              |                             |                                    |                           | .0                     |
| 4. Durable medical equipment.....                 | 955,613   |              |                             | 955,613                            |                           | 955,613                |
| 5. Other property and equipment.....              | 7,478,551 |              | 3,544,118                   | 3,934,433                          | 3,934,433                 | .0                     |
| 6. Total.....                                     | 8,434,164 | .0           | 3,544,118                   | 4,890,046                          | 3,934,433                 | 955,613                |



## EXHIBIT OF PREMIUMS, ENROLLMENT AND UTILIZATION (a)

REPORT FOR: 1. CORPORATION.....Vision Service Plan      2. Columbus, OH

BUSINESS IN THE STATE OF GRAND TOTAL DURING THE YEAR

(Location)

NAIC Group Code.....1189

NAIC Company Code.....54380

|                                                                | 1<br>Total | Comprehensive (Hospital & Medical) |            | 4<br>Medicare Supplement | 5<br>Vision Only | 6<br>Dental Only | 7<br>Federal Employees Health Benefit Plan | 8<br>Title XVIII Medicare | 9<br>Title XIX Medicaid | 10<br>Other |
|----------------------------------------------------------------|------------|------------------------------------|------------|--------------------------|------------------|------------------|--------------------------------------------|---------------------------|-------------------------|-------------|
|                                                                |            | 2<br>Individual                    | 3<br>Group |                          |                  |                  |                                            |                           |                         |             |
| <b>Total Members at end of:</b>                                |            |                                    |            |                          |                  |                  |                                            |                           |                         |             |
| 1. Prior year.....                                             | 1,095,665  |                                    |            |                          | 1,095,665        |                  |                                            |                           |                         |             |
| 2. First quarter.....                                          | 1,217,532  |                                    |            |                          | 1,217,532        |                  |                                            |                           |                         |             |
| 3. Second quarter.....                                         | 1,220,791  |                                    |            |                          | 1,220,791        |                  |                                            |                           |                         |             |
| 4. Third quarter.....                                          | 1,218,445  |                                    |            |                          | 1,218,445        |                  |                                            |                           |                         |             |
| 5. Current year.....                                           | 1,231,878  |                                    |            |                          | 1,231,878        |                  |                                            |                           |                         |             |
| 6. Current year member months.....                             | 15,931,692 |                                    |            |                          | 15,931,692       |                  |                                            |                           |                         |             |
| <b>Total Member Ambulatory Encounters for Year:</b>            |            |                                    |            |                          |                  |                  |                                            |                           |                         |             |
| 7. Physician.....                                              | 0          |                                    |            |                          |                  |                  |                                            |                           |                         |             |
| 8. Non-physician.....                                          | 420,154    |                                    |            |                          | 420,154          |                  |                                            |                           |                         |             |
| 9. Totals.....                                                 | 420,154    | 0                                  | 0          | 0                        | 420,154          | 0                | 0                                          | 0                         | 0                       | 0           |
| 10. Hospital patient days incurred.....                        | 0          |                                    |            |                          |                  |                  |                                            |                           |                         |             |
| 11. Number of inpatient admissions.....                        | 0          |                                    |            |                          |                  |                  |                                            |                           |                         |             |
| 12. Health premiums written (b).....                           | 87,673,525 |                                    |            |                          | 87,673,525       |                  |                                            |                           |                         |             |
| 13. Life premiums direct.....                                  | 0          |                                    |            |                          |                  |                  |                                            |                           |                         |             |
| 14. Property/casualty premiums written.....                    | 0          |                                    |            |                          |                  |                  |                                            |                           |                         |             |
| 15. Health premiums earned.....                                | 87,673,525 |                                    |            |                          | 87,673,525       |                  |                                            |                           |                         |             |
| 16. Property/casualty premiums earned.....                     | 0          |                                    |            |                          |                  |                  |                                            |                           |                         |             |
| 17. Amount paid for provision of health care services.....     | 71,972,789 |                                    |            |                          | 71,972,789       |                  |                                            |                           |                         |             |
| 18. Amount incurred for provision of health care services..... | 72,168,510 |                                    |            |                          | 72,168,510       |                  |                                            |                           |                         |             |

(a) For health business: number of persons insured under PPO managed care products.....0 and number of persons insured under indemnity only products.....0.

(b) For health premiums written: amount of Medicare Title XVIII exempt from state taxes or fees \$.....0



## EXHIBIT OF PREMIUMS, ENROLLMENT AND UTILIZATION (a)

REPORT FOR: 1. CORPORATION.....Vision Service Plan      2. Columbus, OH

BUSINESS IN THE STATE OF OHIO DURING THE YEAR

(Location)

NAIC Group Code.....1189

NAIC Company Code.....54380

|                                                                | 1<br>Total | Comprehensive (Hospital & Medical) |            | 4<br>Medicare Supplement | 5<br>Vision Only | 6<br>Dental Only | 7<br>Federal Employees Health Benefit Plan | 8<br>Title XVIII Medicare | 9<br>Title XIX Medicaid | 10<br>Other |
|----------------------------------------------------------------|------------|------------------------------------|------------|--------------------------|------------------|------------------|--------------------------------------------|---------------------------|-------------------------|-------------|
|                                                                |            | 2<br>Individual                    | 3<br>Group |                          |                  |                  |                                            |                           |                         |             |
| <b>Total Members at end of:</b>                                |            |                                    |            |                          |                  |                  |                                            |                           |                         |             |
| 1. Prior year.....                                             | 1,095,665  |                                    |            |                          | 1,095,665        |                  |                                            |                           |                         |             |
| 2. First quarter.....                                          | 1,217,532  |                                    |            |                          | 1,217,532        |                  |                                            |                           |                         |             |
| 3. Second quarter.....                                         | 1,220,791  |                                    |            |                          | 1,220,791        |                  |                                            |                           |                         |             |
| 4. Third quarter.....                                          | 1,218,445  |                                    |            |                          | 1,218,445        |                  |                                            |                           |                         |             |
| 5. Current year.....                                           | 1,231,878  |                                    |            |                          | 1,231,878        |                  |                                            |                           |                         |             |
| 6. Current year member months.....                             | 15,931,692 |                                    |            |                          | 15,931,692       |                  |                                            |                           |                         |             |
| <b>Total Member Ambulatory Encounters for Year:</b>            |            |                                    |            |                          |                  |                  |                                            |                           |                         |             |
| 7. Physician.....                                              | 0          |                                    |            |                          |                  |                  |                                            |                           |                         |             |
| 8. Non-physician.....                                          | 420,154    |                                    |            |                          | 420,154          |                  |                                            |                           |                         |             |
| 9. Totals.....                                                 | 420,154    | 0                                  | 0          | 0                        | 420,154          | 0                | 0                                          | 0                         | 0                       | 0           |
| 10. Hospital patient days incurred.....                        | 0          |                                    |            |                          |                  |                  |                                            |                           |                         |             |
| 11. Number of inpatient admissions.....                        | 0          |                                    |            |                          |                  |                  |                                            |                           |                         |             |
| 12. Health premiums written (b).....                           | 87,673,525 |                                    |            |                          | 87,673,525       |                  |                                            |                           |                         |             |
| 13. Life premiums direct.....                                  | 0          |                                    |            |                          |                  |                  |                                            |                           |                         |             |
| 14. Property/casualty premiums written.....                    | 0          |                                    |            |                          |                  |                  |                                            |                           |                         |             |
| 15. Health premiums earned.....                                | 87,673,525 |                                    |            |                          | 87,673,525       |                  |                                            |                           |                         |             |
| 16. Property/casualty premiums earned.....                     | 0          |                                    |            |                          |                  |                  |                                            |                           |                         |             |
| 17. Amount paid for provision of health care services.....     | 71,972,789 |                                    |            |                          | 71,972,789       |                  |                                            |                           |                         |             |
| 18. Amount incurred for provision of health care services..... | 72,168,510 |                                    |            |                          | 72,168,510       |                  |                                            |                           |                         |             |

29

(a) For health business: number of persons insured under PPO managed care products.....0 and number of persons insured under indemnity only products.....0.

(b) For health premiums written: amount of Medicare Title XVIII exempt from state taxes or fees \$.....0

**Sch. S-Pt. 1-Sn. 2**  
**NONE**

**Sch. S-Pt. 2**  
**NONE**

**Sch. S-Pt. 3-Sn. 2**  
**NONE**

**Sch. S-Pt. 4**  
**NONE**

**Sch. S-Pt. 5**  
**NONE**

**Sch. S-Pt. 5**  
**NONE**

**Sch. S-Pt. 6**  
**NONE**

**SCHEDULE S - PART 7**

Restatement of Balance Sheet to Identify Net Credit for Ceded Reinsurance

|                                                                                                                                                   | 1<br>As Reported<br>(Net of Ceded) | 2<br>Restatement<br>Adjustments | 3<br>Restated<br>(Gross of Ceded) |
|---------------------------------------------------------------------------------------------------------------------------------------------------|------------------------------------|---------------------------------|-----------------------------------|
| <b>ASSETS (Page 2, Col. 3)</b>                                                                                                                    |                                    |                                 |                                   |
| 1. Cash and invested assets (Line 12).....                                                                                                        | 38,142,600                         |                                 | 38,142,600                        |
| 2. Accident and health premiums due and unpaid (Line 15).....                                                                                     | 2,349,202                          |                                 | 2,349,202                         |
| 3. Amounts recoverable from reinsurers (Line 16.1).....                                                                                           |                                    |                                 | 0                                 |
| 4. Net credit for ceded reinsurance.....                                                                                                          | XXX                                |                                 | 0                                 |
| 5. All other admitted assets (balance).....                                                                                                       | 7,584,564                          |                                 | 7,584,564                         |
| 6. Totals assets (Line 28).....                                                                                                                   | 48,076,366                         | 0                               | 48,076,366                        |
| <b>LIABILITIES, CAPITAL AND SURPLUS (Page 3)</b>                                                                                                  |                                    |                                 |                                   |
| 7. Claims unpaid (Line 1).....                                                                                                                    | 4,590,170                          |                                 | 4,590,170                         |
| 8. Accrued medical incentive pool and bonus payments (Line 2).....                                                                                |                                    |                                 | 0                                 |
| 9. Premiums received in advance (Line 8).....                                                                                                     | 220,034                            |                                 | 220,034                           |
| 10. Funds held under reinsurance treaties with authorized and unauthorized reinsurers (Line 19, first inset amount plus second inset amount)..... |                                    |                                 | 0                                 |
| 11. Reinsurance in unauthorized companies (Line 20 minus inset amount).....                                                                       |                                    |                                 | 0                                 |
| 12. Reinsurance with certified reinsurers (Line 20 inset amount).....                                                                             |                                    |                                 | 0                                 |
| 13. Funds held under reinsurance treaties with certified reinsurers (Line 19 third inset amount).....                                             |                                    |                                 | 0                                 |
| 14. All other liabilities (balance).....                                                                                                          | 9,373,758                          |                                 | 9,373,758                         |
| 15. Total liabilities (Line 24).....                                                                                                              | 14,183,962                         | 0                               | 14,183,962                        |
| 16. Total capital and surplus (Line 33).....                                                                                                      | 33,892,404                         | XXX                             | 33,892,404                        |
| 17. Total liabilities, capital and surplus (Line 34).....                                                                                         | 48,076,366                         | 0                               | 48,076,366                        |
| <b>NET CREDIT FOR CEDED REINSURANCE</b>                                                                                                           |                                    |                                 |                                   |
| 18. Claims unpaid.....                                                                                                                            | 0                                  |                                 | 0                                 |
| 19. Accrued medical incentive pool.....                                                                                                           | 0                                  |                                 | 0                                 |
| 20. Premiums received in advance.....                                                                                                             | 0                                  |                                 | 0                                 |
| 21. Reinsurance recoverable on paid losses.....                                                                                                   | 0                                  |                                 | 0                                 |
| 22. Other ceded reinsurance recoverables.....                                                                                                     | 0                                  |                                 | 0                                 |
| 23. Total ceded reinsurance recoverables.....                                                                                                     | 0                                  |                                 | 0                                 |
| 24. Premiums receivable.....                                                                                                                      | 0                                  |                                 | 0                                 |
| 25. Funds held under reinsurance treaties with authorized and unauthorized reinsurers.....                                                        | 0                                  |                                 | 0                                 |
| 26. Unauthorized reinsurance.....                                                                                                                 | 0                                  |                                 | 0                                 |
| 27. Reinsurance with certified reinsurers.....                                                                                                    | 0                                  |                                 | 0                                 |
| 28. Funds held under reinsurance treaties with certified reinsurers.....                                                                          | 0                                  |                                 | 0                                 |
| 29. Other ceded reinsurance payables/offsets.....                                                                                                 | 0                                  |                                 | 0                                 |
| 30. Total ceded reinsurance payables/offsets.....                                                                                                 | 0                                  |                                 | 0                                 |
| 31. Total net credit for ceded reinsurance.....                                                                                                   | 0                                  |                                 | 0                                 |

**SCHEDULE T - PART 2**  
**INTERSTATE COMPACT - EXHIBIT OF PREMIUMS WRITTEN**  
 Allocated by States and Territories

| States, Etc.                        | Direct Business Only                |                                          |                                                  |                                               |                                | 6<br>Totals |
|-------------------------------------|-------------------------------------|------------------------------------------|--------------------------------------------------|-----------------------------------------------|--------------------------------|-------------|
|                                     | 1<br>Life<br>(Group and Individual) | 2<br>Annuities<br>(Group and Individual) | 3<br>Disability Income<br>(Group and Individual) | 4<br>Long-Term Care<br>(Group and Individual) | 5<br>Deposit-Type<br>Contracts |             |
| 1. Alabama.....AL                   |                                     |                                          |                                                  |                                               |                                | 0           |
| 2. Alaska.....AK                    |                                     |                                          |                                                  |                                               |                                | 0           |
| 3. Arizona.....AZ                   |                                     |                                          |                                                  |                                               |                                | 0           |
| 4. Arkansas.....AR                  |                                     |                                          |                                                  |                                               |                                | 0           |
| 5. California.....CA                |                                     |                                          |                                                  |                                               |                                | 0           |
| 6. Colorado.....CO                  |                                     |                                          |                                                  |                                               |                                | 0           |
| 7. Connecticut.....CT               |                                     |                                          |                                                  |                                               |                                | 0           |
| 8. Delaware.....DE                  |                                     |                                          |                                                  |                                               |                                | 0           |
| 9. District of Columbia.....DC      |                                     |                                          |                                                  |                                               |                                | 0           |
| 10. Florida.....FL                  |                                     |                                          |                                                  |                                               |                                | 0           |
| 11. Georgia.....GA                  |                                     |                                          |                                                  |                                               |                                | 0           |
| 12. Hawaii.....HI                   |                                     |                                          |                                                  |                                               |                                | 0           |
| 13. Idaho.....ID                    |                                     |                                          |                                                  |                                               |                                | 0           |
| 14. Illinois.....IL                 |                                     |                                          |                                                  |                                               |                                | 0           |
| 15. Indiana.....IN                  |                                     |                                          |                                                  |                                               |                                | 0           |
| 16. Iowa.....IA                     |                                     |                                          |                                                  |                                               |                                | 0           |
| 17. Kansas.....KS                   |                                     |                                          |                                                  |                                               |                                | 0           |
| 18. Kentucky.....KY                 |                                     |                                          |                                                  |                                               |                                | 0           |
| 19. Louisiana.....LA                |                                     |                                          |                                                  |                                               |                                | 0           |
| 20. Maine.....ME                    |                                     |                                          |                                                  |                                               |                                | 0           |
| 21. Maryland.....MD                 |                                     |                                          |                                                  |                                               |                                | 0           |
| 22. Massachusetts.....MA            |                                     |                                          |                                                  |                                               |                                | 0           |
| 23. Michigan.....MI                 |                                     |                                          |                                                  |                                               |                                | 0           |
| 24. Minnesota.....MN                |                                     |                                          |                                                  |                                               |                                | 0           |
| 25. Mississippi.....MS              |                                     |                                          |                                                  |                                               |                                | 0           |
| 26. Missouri.....MO                 |                                     |                                          |                                                  |                                               |                                | 0           |
| 27. Montana.....MT                  |                                     |                                          |                                                  |                                               |                                | 0           |
| 28. Nebraska.....NE                 |                                     |                                          |                                                  |                                               |                                | 0           |
| 29. Nevada.....NV                   |                                     |                                          |                                                  |                                               |                                | 0           |
| 30. New Hampshire.....NH            |                                     |                                          |                                                  |                                               |                                | 0           |
| 31. New Jersey.....NJ               |                                     |                                          |                                                  |                                               |                                | 0           |
| 32. New Mexico.....NM               |                                     |                                          |                                                  |                                               |                                | 0           |
| 33. New York.....NY                 |                                     |                                          |                                                  |                                               |                                | 0           |
| 34. North Carolina.....NC           |                                     |                                          |                                                  |                                               |                                | 0           |
| 35. North Dakota.....ND             |                                     |                                          |                                                  |                                               |                                | 0           |
| 36. Ohio.....OH                     |                                     |                                          |                                                  |                                               |                                | 0           |
| 37. Oklahoma.....OK                 |                                     |                                          |                                                  |                                               |                                | 0           |
| 38. Oregon.....OR                   |                                     |                                          |                                                  |                                               |                                | 0           |
| 39. Pennsylvania.....PA             |                                     |                                          |                                                  |                                               |                                | 0           |
| 40. Rhode Island.....RI             |                                     |                                          |                                                  |                                               |                                | 0           |
| 41. South Carolina.....SC           |                                     |                                          |                                                  |                                               |                                | 0           |
| 42. South Dakota.....SD             |                                     |                                          |                                                  |                                               |                                | 0           |
| 43. Tennessee.....TN                |                                     |                                          |                                                  |                                               |                                | 0           |
| 44. Texas.....TX                    |                                     |                                          |                                                  |                                               |                                | 0           |
| 45. Utah.....UT                     |                                     |                                          |                                                  |                                               |                                | 0           |
| 46. Vermont.....VT                  |                                     |                                          |                                                  |                                               |                                | 0           |
| 47. Virginia.....VA                 |                                     |                                          |                                                  |                                               |                                | 0           |
| 48. Washington.....WA               |                                     |                                          |                                                  |                                               |                                | 0           |
| 49. West Virginia.....WV            |                                     |                                          |                                                  |                                               |                                | 0           |
| 50. Wisconsin.....WI                |                                     |                                          |                                                  |                                               |                                | 0           |
| 51. Wyoming.....WY                  |                                     |                                          |                                                  |                                               |                                | 0           |
| 52. American Samoa.....AS           |                                     |                                          |                                                  |                                               |                                | 0           |
| 53. Guam.....GU                     |                                     |                                          |                                                  |                                               |                                | 0           |
| 54. Puerto Rico.....PR              |                                     |                                          |                                                  |                                               |                                | 0           |
| 55. US Virgin Islands.....VI        |                                     |                                          |                                                  |                                               |                                | 0           |
| 56. Northern Mariana Islands.....MP |                                     |                                          |                                                  |                                               |                                | 0           |
| 57. Canada.....CAN                  |                                     |                                          |                                                  |                                               |                                | 0           |
| 58. Aggregate Other Alien.....OT    |                                     |                                          |                                                  |                                               |                                | 0           |
| 59. Totals.....                     | 0                                   | 0                                        | 0                                                | 0                                             | 0                              | 0           |

**NONE**

## SCHEDULE Y

### PART 1A - DETAIL OF INSURANCE HOLDING COMPANY SYSTEM

| 1              | 2          | 3                 | 4                 | 5            | 6   | 7                                                                      | 8                                                         | 9                    | 10                               | 11                                                  | 12                                                                               | 13                                         | 14                                         | 15 |
|----------------|------------|-------------------|-------------------|--------------|-----|------------------------------------------------------------------------|-----------------------------------------------------------|----------------------|----------------------------------|-----------------------------------------------------|----------------------------------------------------------------------------------|--------------------------------------------|--------------------------------------------|----|
| Group Code     | Group Name | NAIC Company Code | Federal ID Number | Federal RSSD | CIK | Name of Securities Exchange if Publicly Traded (U.S. or International) | Names of Parent, Subsidiaries or Affiliates               | Domiciliary Location | Relationship to Reporting Entity | Directly Controlled by (Name of Entity/Person)      | Type of Control (Ownership Board, Management Attorney-in-Fact, Influence, Other) | If Control is Ownership Provide Percentage | Ultimate Controlling Entity(ies)/Person(s) | *  |
| <b>Members</b> |            |                   |                   |              |     |                                                                        |                                                           |                      |                                  |                                                     |                                                                                  |                                            |                                            |    |
|                |            | 39616             | 06-1227840        |              |     |                                                                        | Vision Service Plan Insurance Company (Connecticut)       | USA                  | IA                               | Vision Service Plan (California)                    | Board                                                                            |                                            | Vision Service Plan (California)           |    |
|                |            | 47029             | 22-2777159        |              |     |                                                                        | Eastern Vision Service Plan, Inc.                         | USA                  | IA                               | Vision Service Plan (California)                    | Board                                                                            |                                            | Vision Service Plan (California)           |    |
|                |            | 32395             | 36-3560825        |              |     |                                                                        | Vision Service Plan Insurance Company (Missouri)          | USA                  | IA                               | VSP Holding Company, Inc.                           | Board                                                                            |                                            | Vision Service Plan (California)           |    |
|                |            | 48321             | 94-3034073        |              |     |                                                                        | Vision Service Plan, Inc. (Nevada)                        | USA                  | IA                               | Vision Service Plan (California)                    | Board                                                                            |                                            | Vision Service Plan (California)           |    |
|                |            | 00000             | 99-0247673        |              |     |                                                                        | Vision Service Plan (Hawaii)                              | USA                  | IA                               | Vision Service Plan (California)                    | Board                                                                            |                                            | Vision Service Plan (California)           |    |
|                |            | 54682             | 39-1249640        |              |     |                                                                        | Wisconsin Vision Service Plan, Inc. (Wisconsin)           | USA                  | IA                               | Vision Service Plan (California)                    | Board                                                                            |                                            | Vision Service Plan (California)           |    |
|                |            | 53031             | 23-7089668        |              |     |                                                                        | Mid-Atlantic Vision Service Plan, Inc. (Virginia)         | USA                  | IA                               | Vision Service Plan (California)                    | Board                                                                            |                                            | Vision Service Plan (California)           |    |
|                |            | 47317             | 91-6056925        |              |     |                                                                        | Vision Service Plan (Washington)                          | USA                  | IA                               | Vision Service Plan (California)                    | Board                                                                            |                                            | Vision Service Plan (California)           |    |
|                |            | 47783             | 82-0339119        |              |     |                                                                        | Vision Service Plan of Idaho, Inc. (Idaho)                | USA                  | IA                               | Vision Service Plan (California)                    | Board                                                                            |                                            | Vision Service Plan (California)           |    |
|                |            | 47201             | 92-0078509        |              |     |                                                                        | Alaska Vision Services, Inc. (Alaska)                     | USA                  | IA                               | Vision Service Plan (California)                    | Board                                                                            |                                            | Vision Service Plan (California)           |    |
|                |            | 52050             | 35-6062367        |              |     |                                                                        | Indiana Vision Services, Inc. (Indiana)                   | USA                  | IA                               | Vision Service Plan (California)                    | Board                                                                            |                                            | Vision Service Plan (California)           |    |
|                |            | 47097             | 73-1004909        |              |     |                                                                        | Vision Services Plan Inc., Oklahoma (Oklahoma)            | USA                  | IA                               | Vision Service Plan (California)                    | Board                                                                            |                                            | Vision Service Plan (California)           |    |
|                |            | 47093             | 04-2718308        |              |     |                                                                        | Massachusetts Vision Service Plan (Massachusetts)         | USA                  | IA                               | Vision Service Plan (California)                    | Board                                                                            |                                            | Vision Service Plan (California)           |    |
|                |            | 54380             | 31-0725743        |              |     |                                                                        | Vision Service Plan (Ohio)                                | USA                  |                                  | Vision Service Plan (California)                    | Board                                                                            |                                            | Vision Service Plan (California)           |    |
|                |            | 00000             | 23-7375685        |              |     |                                                                        | New Hampshire Vision Services Corporation (New Hampshire) | USA                  | IA                               | Vision Service Plan (California)                    | Board                                                                            |                                            | Vision Service Plan (California)           |    |
|                |            | 00000             | 75-1769288        |              |     |                                                                        | Southwest Vision Service Plan, Inc. (Texas)               | USA                  | IA                               | Vision Service Plan (California)                    | Board                                                                            |                                            | Vision Service Plan (California)           |    |
|                |            | 00000             | 83-0212963        |              |     |                                                                        | Vision Service Plan of Wyoming (Wyoming)                  | USA                  | IA                               | Vision Service Plan (California)                    | Board                                                                            |                                            | Vision Service Plan (California)           |    |
|                |            | 00000             | 20-1949500        |              |     |                                                                        | Eastern Vision Service Plan IPA, Inc.                     | USA                  | IA                               | Vision Service Plan (California)                    | Board                                                                            |                                            | Vision Service Plan (California)           |    |
|                |            | 12516             | 20-0891619        |              |     |                                                                        | Vision Service Plan of Illinois, NFP                      | USA                  | IA                               | Vision Service Plan (California)                    | Board                                                                            |                                            | Vision Service Plan (California)           |    |
|                |            | 00000             | 94-1632821        |              |     |                                                                        | Vision Service Plan (California)                          | USA                  | UDP                              | Vision Service Plan (California)                    | Ownership                                                                        | 100.000                                    | Vision Service Plan (California)           |    |
|                |            | 00000             | 27-0621064        |              |     |                                                                        | VSP Optical Group, Inc.                                   | USA                  | NIA                              | Vision Service Plan (California)                    | Ownership                                                                        | 100.000                                    | Vision Service Plan (California)           |    |
|                |            | 00000             | 27-0621213        |              |     |                                                                        | Plexus Optix, Inc.                                        | USA                  | NIA                              | VSP Optical Group, Inc.                             | Ownership                                                                        | 100.000                                    | Vision Service Plan (California)           |    |
|                |            | 00000             | 27-3107295        |              |     |                                                                        | Eyeconic, Inc.                                            | USA                  | NIA                              | VSP Optical Group, Inc.                             | Ownership                                                                        | 100.000                                    | Vision Service Plan (California)           |    |
|                |            | 00000             | 27-5016913        |              |     |                                                                        | VSP Ceres Inc.                                            | USA                  | NIA                              | VSP Optical Group, Inc.                             | Ownership                                                                        | 100.000                                    | Vision Service Plan (California)           |    |
|                |            | 00000             | 27-0621143        |              |     |                                                                        | VSP Labs, Inc.                                            | USA                  | NIA                              | VSP Optical Group, Inc.                             | Ownership                                                                        | 100.000                                    | Vision Service Plan (California)           |    |
|                |            | 00000             | 27-0933693        |              |     |                                                                        | VSP Global, Inc.                                          | USA                  | NIA                              | Vision Service Plan (California)                    | Ownership                                                                        | 100.000                                    | Vision Service Plan (California)           |    |
|                |            | 00000             |                   |              |     |                                                                        | VSP Vision Care - UK, Ltd.                                | GBR                  | NIA                              | VSP Global, Inc.                                    | Ownership                                                                        | 100.000                                    | Vision Service Plan (California)           |    |
|                |            | 00000             |                   |              |     |                                                                        | VSP Canada Vision Care Insurance                          | CAN                  | IA                               | Vision Service Plan (California)                    | Ownership                                                                        | 100.000                                    | Vision Service Plan (California)           |    |
|                |            | 00000             |                   |              |     |                                                                        | VSP Vision Care Association (Canada)                      | CAN                  | IA                               | Vision Service Plan (California)                    | Ownership                                                                        | 100.000                                    | Vision Service Plan (California)           |    |
|                |            | 00000             | 26-1998746        |              |     |                                                                        | VSP Holding Company, Inc.                                 | USA                  | NIA                              | Vision Service Plan (California)                    | Ownership                                                                        | 55.000                                     | Vision Service Plan (California)           |    |
|                |            | 00000             | 26-1998746        |              |     |                                                                        | VSP Holding Company, Inc.                                 | USA                  | NIA                              | Vision Service Plan Insurance Company (Connecticut) | Ownership                                                                        | 45.000                                     | Vision Service Plan (California)           |    |
|                |            | 00000             | 68-0450459        |              |     |                                                                        | Eyefinity, Inc.                                           | USA                  | NIA                              | Vision Service Plan Insurance Company (Connecticut) | Ownership                                                                        | 100.000                                    | Vision Service Plan (California)           |    |

## SCHEDULE Y

### PART 1A - DETAIL OF INSURANCE HOLDING COMPANY SYSTEM

| 1          | 2          | 3                 | 4                 | 5            | 6   | 7                                                                      | 8                                            | 9                    | 10                               | 11                                             | 12                                                                               | 13                                         | 14                                         | 15 |
|------------|------------|-------------------|-------------------|--------------|-----|------------------------------------------------------------------------|----------------------------------------------|----------------------|----------------------------------|------------------------------------------------|----------------------------------------------------------------------------------|--------------------------------------------|--------------------------------------------|----|
| Group Code | Group Name | NAIC Company Code | Federal ID Number | Federal RSSD | CIK | Name of Securities Exchange if Publicly Traded (U.S. or International) | Names of Parent, Subsidiaries or Affiliates  | Domiciliary Location | Relationship to Reporting Entity | Directly Controlled by (Name of Entity/Person) | Type of Control (Ownership Board, Management Attorney-in-Fact, Influence, Other) | If Control is Ownership Provide Percentage | Ultimate Controlling Entity(ies)/Person(s) | *  |
|            |            | 00000.....        | 68-0295156        |              |     |                                                                        | Altair Eyewear, Inc.....                     | USA.....             | NIA.....                         | VSP Holding Company, Inc.....                  | Ownership.....                                                                   | 100.000                                    | Vision Service Plan (California).....      |    |
|            |            | 00000.....        | 20-4044711        |              |     |                                                                        | Perfect Optics.....                          | USA.....             | NIA.....                         | Vision Service Plan (California).....          | Ownership.....                                                                   | 80.630                                     | Vision Service Plan (California).....      |    |
|            |            | 00000.....        | 26-2448948        |              |     |                                                                        | Perfect Vision.....                          | USA.....             | NIA.....                         | VSP Optical Group, Inc.....                    | Ownership.....                                                                   | 51.000                                     | Vision Service Plan (California).....      |    |
|            |            | 00000.....        | 98-1024150        |              |     |                                                                        | Eyefinity Europe.....                        | FRA.....             | NIA.....                         | Eyefinity Inc.....                             | Ownership.....                                                                   | 100.000                                    | Vision Service Plan (California).....      |    |
|            |            | 00000.....        | 99-0370707        |              |     |                                                                        | Eyefinity France.....                        | FRA.....             | NIA.....                         | Eyefinity Europe.....                          | Ownership.....                                                                   | 80.000                                     | Vision Service Plan (California).....      |    |
|            |            | 00000.....        |                   |              |     |                                                                        | Eyefinity/Officemate Pty.....                | AUS.....             | NIA.....                         | Eyefinity Inc.....                             | Ownership.....                                                                   | 100.000                                    | Vision Service Plan (California).....      |    |
|            |            | 00000.....        |                   |              |     |                                                                        | Monkey Software.....                         | AUS.....             | NIA.....                         | Eyefinity/Officemate Pty.....                  | Ownership.....                                                                   | 100.000                                    | Vision Service Plan (California).....      |    |
|            |            | 00000.....        | 11-2617364        |              |     |                                                                        | Marchon Eyewear, Inc.....                    | USA.....             | NIA.....                         | VSP Holding Company, Inc.....                  | Ownership.....                                                                   | 100.000                                    | Vision Service Plan (California).....      |    |
|            |            | 00000.....        | 11-3233690        |              |     |                                                                        | Marchon International, Ltd.....              | USA.....             | NIA.....                         | Marchon Eyewear, Inc.....                      | Ownership.....                                                                   | 100.000                                    | Vision Service Plan (California).....      |    |
|            |            | 00000.....        | 23-2941185        |              |     |                                                                        | Eye Designs LLC.....                         | USA.....             | NIA.....                         | Marchon Eyewear, Inc.....                      | Ownership.....                                                                   | 50.000                                     | Vision Service Plan (California).....      |    |
|            |            | 00000.....        | 11-3180867        |              |     |                                                                        | R.B. Mexico, Inc.....                        | MEX.....             | NIA.....                         | Marchon Eyewear, Inc.....                      | Ownership.....                                                                   | 100.000                                    | Vision Service Plan (California).....      |    |
|            |            | 00000.....        | 98-0201338        |              |     |                                                                        | Marchon Europe BV.....                       | NLD.....             | NIA.....                         | Marchon Eyewear, Inc.....                      | Ownership.....                                                                   | 100.000                                    | Vision Service Plan (California).....      |    |
|            |            | 00000.....        |                   |              |     |                                                                        | Marchon Japan International YK.....          | JPN.....             | NIA.....                         | Marchon Eyewear, Inc.....                      | Ownership.....                                                                   | 100.000                                    | Vision Service Plan (California).....      |    |
|            |            | 00000.....        |                   |              |     |                                                                        | Marchon Japan KK.....                        | JPN.....             | NIA.....                         | Marchon Europe BV.....                         | Ownership.....                                                                   | 51.000                                     | Vision Service Plan (California).....      |    |
|            |            | 00000.....        |                   |              |     |                                                                        | NiTec Eyewear (Dalian) Inc.....              | CAN.....             | NIA.....                         | Marchon Europe BV.....                         | Ownership.....                                                                   | 49.000                                     | Vision Service Plan (California).....      |    |
|            |            | 00000.....        |                   |              |     |                                                                        | Marchon UK Ltd.....                          | GBR.....             | NIA.....                         | Marchon Europe BV.....                         | Ownership.....                                                                   | 100.000                                    | Vision Service Plan (California).....      |    |
|            |            | 00000.....        |                   |              |     |                                                                        | Marchon Hispania SL.....                     | ESP.....             | NIA.....                         | Marchon Europe BV.....                         | Ownership.....                                                                   | 100.000                                    | Vision Service Plan (California).....      |    |
|            |            | 00000.....        |                   |              |     |                                                                        | Marchon Italia SRL.....                      | ITA.....             | NIA.....                         | Marchon International.....                     | Ownership.....                                                                   | 99.500                                     | Vision Service Plan (California).....      |    |
|            |            | 00000.....        |                   |              |     |                                                                        | Marchon Italia SRL.....                      | ITA.....             | NIA.....                         | Marchon Europe BV.....                         | Ownership.....                                                                   | 0.500                                      | Vision Service Plan (California).....      |    |
|            |            | 00000.....        |                   |              |     |                                                                        | Marchon MB SRL.....                          | ITA.....             | NIA.....                         | Marchon Europe BV.....                         | Ownership.....                                                                   | 100.000                                    | Vision Service Plan (California).....      |    |
|            |            | 00000.....        |                   |              |     |                                                                        | Marchon Eyewear (Hong Kong) Ltd.....         | HKG.....             | NIA.....                         | Marchon Europe BV.....                         | Ownership.....                                                                   | 100.000                                    | Vision Service Plan (California).....      |    |
|            |            | 00000.....        |                   |              |     |                                                                        | Marchon Eyewear (Far East) Ltd.....          | HKG.....             | NIA.....                         | Marchon Europe BV.....                         | Ownership.....                                                                   | 100.000                                    | Vision Service Plan (California).....      |    |
|            |            | 00000.....        |                   |              |     |                                                                        | Marchon Germany GmbH.....                    | DEU.....             | NIA.....                         | Marchon Europe BV.....                         | Ownership.....                                                                   | 100.000                                    | Vision Service Plan (California).....      |    |
|            |            | 00000.....        | 98-0542016        |              |     |                                                                        | Marchon France SAS.....                      | FRA.....             | NIA.....                         | Marchon Eyewear, Inc.....                      | Ownership.....                                                                   | 100.000                                    | Vision Service Plan (California).....      |    |
|            |            | 00000.....        |                   |              |     |                                                                        | DJO-Marchon Switzerland SA.....              | CHE.....             | NIA.....                         | Marchon Europe BV.....                         | Ownership.....                                                                   | 49.000                                     | Vision Service Plan (California).....      |    |
|            |            | 00000.....        |                   |              |     |                                                                        | Marchon Portugal, Unipessoal, Lda.....       | PRT.....             | NIA.....                         | Marchon Eyewear, Inc.....                      | Ownership.....                                                                   | 100.000                                    | Vision Service Plan (California).....      |    |
|            |            | 00000.....        |                   |              |     |                                                                        | Marchon Gulf FZ Company.....                 | ARE.....             | NIA.....                         | Marchon Europe BV.....                         | Ownership.....                                                                   | 50.000                                     | Vision Service Plan (California).....      |    |
|            |            | 00000.....        | 83-4627457        |              |     |                                                                        | Marchon Canada, Inc.....                     | CAN.....             | NIA.....                         | Marchon International Ltd.....                 | Ownership.....                                                                   | 100.000                                    | Vision Service Plan (California).....      |    |
|            |            | 00000.....        | 11-3435695        |              |     |                                                                        | Marchon BRL Ltd.....                         | USA.....             | NIA.....                         | Marchon Eyewear, Inc.....                      | Ownership.....                                                                   | 100.000                                    | Vision Service Plan (California).....      |    |
|            |            | 00000.....        |                   |              |     |                                                                        | Marchon Brasil Ltda.....                     | BRA.....             | NIA.....                         | Marchon Eyewear, Inc.....                      | Ownership.....                                                                   | 100.000                                    | Vision Service Plan (California).....      |    |
|            |            | 00000.....        |                   |              |     |                                                                        | FC 18 Comerico e Representacoes Ltda.....    | BRA.....             | NIA.....                         | Marchon Brasil Ltda.....                       | Ownership.....                                                                   | 100.000                                    | Vision Service Plan (California).....      |    |
|            |            | 00000.....        |                   |              |     |                                                                        | Corporation Optica Internacional Srl.....    | MEX.....             | NIA.....                         | R.B. Mexico, Inc.....                          | Ownership.....                                                                   | 100.000                                    | Vision Service Plan (California).....      |    |
|            |            | 00000.....        |                   |              |     |                                                                        | Coordinadora Administrativa de Personal..... | MEX.....             | NIA.....                         | R.B. Mexico, Inc.....                          | Ownership.....                                                                   | 100.000                                    | Vision Service Plan (California).....      |    |
|            |            | 00000.....        |                   |              |     |                                                                        | Marchon Europe Sarl.....                     | NLD.....             | NIA.....                         | Marchon Eyewear, Inc.....                      | Ownership.....                                                                   | 100.000                                    | Vision Service Plan (California).....      |    |
|            |            | 00000.....        | 56-2355483        |              |     |                                                                        | Allure Eyewear LLC.....                      | USA.....             | NIA.....                         | Marchon Eyewear, Inc.....                      | Ownership.....                                                                   | 51.000                                     | Vision Service Plan (California).....      |    |
|            |            | 00000.....        |                   |              |     |                                                                        | General Optical Pty Ltd.....                 | AUS.....             | NIA.....                         | I Enterprises (Pty) Ltd.....                   | Ownership.....                                                                   | 51.000                                     | Vision Service Plan (California).....      |    |

41.1

## SCHEDULE Y

### PART 1A - DETAIL OF INSURANCE HOLDING COMPANY SYSTEM

| 1          | 2          | 3                 | 4                 | 5            | 6   | 7                                                                      | 8                                           | 9                    | 10                               | 11                                             | 12                                                                               | 13                                         | 14                                         | 15 |
|------------|------------|-------------------|-------------------|--------------|-----|------------------------------------------------------------------------|---------------------------------------------|----------------------|----------------------------------|------------------------------------------------|----------------------------------------------------------------------------------|--------------------------------------------|--------------------------------------------|----|
| Group Code | Group Name | NAIC Company Code | Federal ID Number | Federal RSSD | CIK | Name of Securities Exchange if Publicly Traded (U.S. or International) | Names of Parent, Subsidiaries or Affiliates | Domiciliary Location | Relationship to Reporting Entity | Directly Controlled by (Name of Entity/Person) | Type of Control (Ownership Board, Management Attorney-in-Fact, Influence, Other) | If Control is Ownership Provide Percentage | Ultimate Controlling Entity(ies)/Person(s) | *  |
|            |            | 00000             |                   |              |     |                                                                        | I Enterprises Pty, Ltd.                     | AUS                  | NIA                              | Marchon Eyewear, Inc.                          | Ownership                                                                        | 100.000                                    | Vision Service Plan (California)           |    |
|            |            | 00000             |                   |              |     |                                                                        | Marchon Eyewear Australia Pty Ltd.          | AUS                  | NIA                              | General Optical Pty Ltd.                       | Ownership                                                                        | 100.000                                    | Vision Service Plan (California)           |    |
|            |            | 00000             |                   |              |     |                                                                        | General Optical (NZ) Ltd.                   | NZL                  | NIA                              | General Optical Pty Ltd.                       | Ownership                                                                        | 100.000                                    | Vision Service Plan (California)           |    |
|            |            | 00000             |                   |              |     |                                                                        | Viva Eyewear Australia.                     | AUS                  | NIA                              | General Optical Pty Ltd.                       | Ownership                                                                        | 50.000                                     | Vision Service Plan (California)           |    |
|            |            | 00000             |                   |              |     |                                                                        | REM Eyewear Australia Pty Ltd.              | AUS                  | NIA                              | General Optical Pty Ltd.                       | Ownership                                                                        | 50.000                                     | Vision Service Plan (California)           |    |
|            |            | 00000             | 11-3822861        |              |     |                                                                        | SX Holdings LLC.                            | USA                  | NIA                              | Marchon Eyewear, Inc.                          | Ownership                                                                        | 100.000                                    | Vision Service Plan (California)           |    |
|            |            | 00000             |                   |              |     |                                                                        | SX Solar Express Australia Pty Ltd.         | AUS                  | NIA                              | SX Holdings LLC.                               | Ownership                                                                        | 100.000                                    | Vision Service Plan (California)           |    |
|            |            | 00000             | 27-3493284        |              |     |                                                                        | MEI 3D, LLC.                                | USA                  | NIA                              | Marchon Eyewear, Inc.                          | Ownership                                                                        | 100.000                                    | Vision Service Plan (California)           |    |
|            |            | 00000             | 88-0465774        |              |     |                                                                        | Optical Opportunities, LLC.                 | USA                  | NIA                              | Marchon Eyewear, Inc.                          | Ownership                                                                        | 100.000                                    | Vision Service Plan (California)           |    |
|            |            | 00000             | 27-1700596        |              |     |                                                                        | MVO Licensing, LLC.                         | USA                  | NIA                              | Marchon Eyewear, Inc.                          | Ownership                                                                        | 13.650                                     | Vision Service Plan (California)           |    |
|            |            | 00000             | 27-1700596        |              |     |                                                                        | MVO Licensing, LLC.                         | USA                  | NIA                              | Optical Opportunities, LLC.                    | Ownership                                                                        | 58.860                                     | Vision Service Plan (California)           |    |
|            |            | 00000             |                   |              |     |                                                                        | McLeod Optical Company, Inc.                | USA                  | NIA                              | VSP Essilor Holding Company LLC.               | Ownership                                                                        | 28.000                                     | Vision Service Plan (California)           |    |
|            |            | 00000             | 27-0229593        |              |     |                                                                        | VSP Essilor Holding Company LLC.            | USA                  | NIA                              | VSP Optical Group, Inc.                        | Ownership                                                                        | 35.000                                     | Vision Service Plan (California)           |    |
|            |            | 00000             | 37-1691104        |              |     |                                                                        | Dragon Acquisition Co., Inc.                | USA                  | NIA                              | Marchon                                        | Ownership                                                                        | 100.000                                    | Vision Service Plan (California)           |    |
|            |            | 00000             | 26-2691541        |              |     |                                                                        | Dragon Alliance, LLC.                       | USA                  | NIA                              | Dragon Acquisition Co., Inc.                   | Ownership                                                                        | 100.000                                    | Vision Service Plan (California)           |    |
|            |            | 00000             |                   |              |     |                                                                        | Dragon Alliance South Pacific Pty Ltd.      | AUS                  | NIA                              | Dragon Alliance LLC.                           | Ownership                                                                        | 100.000                                    | Vision Service Plan (California)           |    |
|            |            | 00000             | 26-2696876        |              |     |                                                                        | Dragon Alliance Inc.                        | USA                  | NIA                              | Dragon Alliance LLC.                           | Ownership                                                                        | 100.000                                    | Vision Service Plan (California)           |    |
|            |            | 00000             | 33-0549048        |              |     |                                                                        | Barter Optical, Inc.                        | USA                  | NIA                              | Dragon Alliance LLC.                           | Ownership                                                                        | 100.000                                    | Vision Service Plan (California)           |    |
|            |            | 00000             | Applied For.      |              |     |                                                                        | Dragon Optical, Inc.                        | USA                  | NIA                              | Dragon Alliance LLC.                           | Ownership                                                                        | 100.000                                    | Vision Service Plan (California)           |    |
|            |            | 00000             |                   |              |     |                                                                        | Dragon Alliance UK Limited                  | GBR                  | NIA                              | Dragon Alliance LLC.                           | Ownership                                                                        | 100.000                                    | Vision Service Plan (California)           |    |
|            |            | 00000             |                   |              |     |                                                                        | Scandinavian Eyewear.                       | SWE                  | NIA                              | Marchon Europe BV.                             | Ownership                                                                        | 100.000                                    | Vision Service Plan (California)           |    |
|            |            | 00000             |                   |              |     |                                                                        | Seven SRL                                   | ITA                  | NIA                              | Scandinavian Eyewear.                          | Ownership                                                                        | 100.000                                    | Vision Service Plan (California)           |    |
|            |            | 00000             |                   |              |     |                                                                        | Skaga AS.                                   | NOR                  | NIA                              | Scandinavian Eyewear.                          | Ownership                                                                        | 100.000                                    | Vision Service Plan (California)           |    |
|            |            | 00000             |                   |              |     |                                                                        | Skaga Oy.                                   | FIN                  | NIA                              | Scandinavian Eyewear.                          | Ownership                                                                        | 100.000                                    | Vision Service Plan (California)           |    |
|            |            | 00000             |                   |              |     |                                                                        | Scandinavian Eyewear LLC.                   | USA                  | NIA                              | Scandinavian Eyewear.                          | Ownership                                                                        | 100.000                                    | Vision Service Plan (California)           |    |
|            |            | 00000             |                   |              |     |                                                                        | Marchon Sports (Shenzhen) Ltd.              | CHN                  | NIA                              | Marchon Eyewear (Hong Kong) Ltd.               | Ownership                                                                        | 100.000                                    | Vision Service Plan (California)           |    |
|            |            | 00000             |                   |              |     |                                                                        | Marchon Hellas SA.                          | GRC                  | NIA                              | Marchon Europe.                                | Ownership                                                                        | 60.000                                     | Vision Service Plan (California)           |    |

41.2

**SCHEDULE Y**

**PART 2 - SUMMARY OF INSURER'S TRANSACTIONS WITH ANY AFFILIATES**

| 1                              | 2                 | 3                                                           | 4                     | 5                     | 6                                                                                                    | 7                                                                                                                  | 8                                           | 9                                                             | 10  | 11                                                                               | 12            | 13                                                                                    |
|--------------------------------|-------------------|-------------------------------------------------------------|-----------------------|-----------------------|------------------------------------------------------------------------------------------------------|--------------------------------------------------------------------------------------------------------------------|---------------------------------------------|---------------------------------------------------------------|-----|----------------------------------------------------------------------------------|---------------|---------------------------------------------------------------------------------------|
| NAIC Company Code              | Federal ID Number | Names of Insurers and Parent, Subsidiaries or Affiliates    | Shareholder Dividends | Capital Contributions | Purchases, Sales or Exchanges of Loans, Securities, Real Estate, Mortgage Loans or Other Investments | Income/ (Disbursements) Incurred in Connection with Guarantees or Undertakings for the Benefit of any Affiliate(s) | Management Agreements and Service Contracts | Income/ (Disbursements) Incurred under Reinsurance Agreements | *   | Any Other Material Activity Not in the Ordinary Course of the Insurer's Business | Totals        | Reinsurance Recoverable/ (Payable) on Losses and/or Reserve Credit Taken/ (Liability) |
| <b>Affiliated Transactions</b> |                   |                                                             |                       |                       |                                                                                                      |                                                                                                                    |                                             |                                                               |     |                                                                                  |               |                                                                                       |
| 39616                          | 06-1227840        | Vision Service Plan Insurance Company (a Connecticut stock  | (29,000,000)          |                       |                                                                                                      |                                                                                                                    | 98,156,911                                  |                                                               |     |                                                                                  | 69,156,911    |                                                                                       |
| 47029                          | 22-2777159        | Eastern Vision Service Plan, Inc. (New York)                |                       |                       |                                                                                                      |                                                                                                                    | 14,923,664                                  |                                                               |     |                                                                                  | 14,923,664    |                                                                                       |
| 32395                          | 36-3560825        | Vision Service Plan Insurance Company (a Missouri stock cor |                       |                       |                                                                                                      |                                                                                                                    | 20,115,907                                  |                                                               |     |                                                                                  | 20,115,907    |                                                                                       |
| 48321                          | 94-3034073        | Vision Service Plan, Inc. (Nevada)                          |                       |                       |                                                                                                      |                                                                                                                    | 1,743,575                                   |                                                               |     |                                                                                  | 1,743,575     |                                                                                       |
|                                | 99-0247673        | Vision Service Plan (Hawaii)                                |                       |                       |                                                                                                      |                                                                                                                    | 1,569,568                                   |                                                               |     |                                                                                  | 1,569,568     |                                                                                       |
| 54682                          | 39-1249640        | Wisconsin Vision Service Plan, Inc. (Wisconsin)             |                       |                       |                                                                                                      |                                                                                                                    | 2,459,017                                   |                                                               |     |                                                                                  | 2,459,017     |                                                                                       |
| 53031                          | 23-7089668        | Mid-Atlantic Vision Service Plan, Inc. (Virginia)           |                       |                       |                                                                                                      |                                                                                                                    | 8,589,144                                   |                                                               |     |                                                                                  | 8,589,144     |                                                                                       |
| 47317                          | 91-6056925        | Vision Service Plan (Washington)                            | (30,000,000)          |                       |                                                                                                      |                                                                                                                    | 8,530,620                                   |                                                               |     |                                                                                  | (21,469,380)  |                                                                                       |
| 47783                          | 82-0339119        | Vision Service Plan of Idaho, Inc. (Idaho)                  |                       |                       |                                                                                                      |                                                                                                                    | 1,708,693                                   |                                                               |     |                                                                                  | 1,708,693     |                                                                                       |
| 47201                          | 92-0078509        | Alaska Vision Services, Inc. (Alaska)                       |                       |                       |                                                                                                      |                                                                                                                    | 817,531                                     |                                                               |     |                                                                                  | 817,531       |                                                                                       |
| 52050                          | 35-6062367        | Indiana Vision Services, Inc. (Indiana)                     |                       |                       |                                                                                                      |                                                                                                                    | 4,359,565                                   |                                                               |     |                                                                                  | 4,359,565     |                                                                                       |
| 95478                          | 75-1004909        | Vision Services Plan Inc., Oklahoma (Oklahoma)              |                       |                       |                                                                                                      |                                                                                                                    | 2,900,650                                   |                                                               |     |                                                                                  | 2,900,650     |                                                                                       |
| 47093                          | 04-2718308        | Massachusetts Vision Service Plan (Massachusetts)           |                       |                       |                                                                                                      |                                                                                                                    | 3,847,473                                   |                                                               |     |                                                                                  | 3,847,473     |                                                                                       |
| 54380                          | 31-0725743        | Vision Service Plan (Ohio)                                  | (18,799,081)          |                       |                                                                                                      |                                                                                                                    | 10,966,342                                  |                                                               |     |                                                                                  | (7,832,739)   |                                                                                       |
|                                | 75-1769288        | Southwest Vision Service Plan, Inc. (Texas)                 |                       |                       |                                                                                                      |                                                                                                                    | 2,089,060                                   |                                                               |     |                                                                                  | 2,089,060     |                                                                                       |
|                                | 83-0212963        | Vision Service Plan of Wyoming (Wyoming)                    |                       |                       |                                                                                                      |                                                                                                                    | 543,991                                     |                                                               |     |                                                                                  | 543,991       |                                                                                       |
|                                | 20-1949500        | Eastern Vision Service Plan IPA, Inc.                       |                       |                       |                                                                                                      |                                                                                                                    | 202,520                                     |                                                               |     |                                                                                  | 202,520       |                                                                                       |
| 12516                          | 20-0891619        | Vision Service Plan of Illinois, NFP                        |                       |                       |                                                                                                      |                                                                                                                    | 11,779,846                                  |                                                               |     |                                                                                  | 11,779,846    |                                                                                       |
|                                | 94-1632821        | Vision Service Plan (California)                            | 77,799,081            |                       |                                                                                                      |                                                                                                                    | (195,304,077)                               |                                                               |     |                                                                                  | (117,504,996) |                                                                                       |
| 9999999                        | Control Totals    |                                                             | 0                     | 0                     | 0                                                                                                    | 0                                                                                                                  | 0                                           | 0                                                             | XXX | 0                                                                                | 0             | 0                                                                                     |

## SUPPLEMENTAL EXHIBITS AND SCHEDULES INTERROGATORIES

The following supplemental reports are required to be filed as part of your statement filing unless specifically waived by the domiciliary state. However, in the event that your domiciliary state waives the filing requirement, your response of WAIVED to the specific interrogatory will be accepted in lieu of filing a "NONE" report and a bar code will be printed below. If the supplement is required of your company but is not being filed for whatever reason enter SEE EXPLANATION and provide an explanation following the interrogatory questions.

### MARCH FILING

|                                                                                                                  | Responses |
|------------------------------------------------------------------------------------------------------------------|-----------|
| 1. Will the Supplemental Compensation Exhibit be filed with the state of domicile by March 1?                    | YES       |
| 2. Will an actuarial opinion be filed by March 1?                                                                | YES       |
| 3. Will the confidential Risk-Based Capital Report be filed with the NAIC by March 1?                            | YES       |
| 4. Will the confidential Risk-Based Capital Report be filed with the state of domicile, if required, by March 1? | YES       |

### APRIL FILING

|                                                                                |     |
|--------------------------------------------------------------------------------|-----|
| 5. Will the Management's Discussion and Analysis be filed by April 1?          | YES |
| 6. Will the Supplemental Investment Risk Interrogatories be filed by April 1?  | YES |
| 7. Will the Accident and Health Policy Experience Exhibit be filed by April 1? | YES |

### JUNE FILING

|                                                                                                                              |     |
|------------------------------------------------------------------------------------------------------------------------------|-----|
| 8. Will an audited financial report be filed by June 1?                                                                      | YES |
| 9. Will Accountants Letter of Qualifications be filed with the state of domicile and electronically with the NAIC by June 1? | YES |

### AUGUST FILING

|                                                                                                                            |     |
|----------------------------------------------------------------------------------------------------------------------------|-----|
| 10. Will Communication of Internal Control Related Matters Noted in Audit be filed with the state of domicile by August 1? | YES |
|----------------------------------------------------------------------------------------------------------------------------|-----|

The following supplemental reports are required to be filed as part of your statement filing. However, in the event that your company does not transact the type of business for which the special report must be filed, your response of NO to the specific interrogatory will be accepted in lieu of filing a "NONE" report and a bar code will be printed below. If the supplement is required of your company but is not being filed for whatever reason, enter SEE EXPLANATION and provide an explanation following the interrogatory questions.

### MARCH FILING

|                                                                                                                                                                                                                                        |    |
|----------------------------------------------------------------------------------------------------------------------------------------------------------------------------------------------------------------------------------------|----|
| 11. Will the Medicare Supplement Insurance Experience Exhibit be filed with the state of domicile and the NAIC by March 1?                                                                                                             | NO |
| 12. Will the Supplemental Life data due March 1 be filed with the state of domicile and the NAIC?                                                                                                                                      | NO |
| 13. Will the Supplemental Property/Casualty data due March 1 be filed with the state of domicile and the NAIC?                                                                                                                         | NO |
| 14. Will Schedule SIS (Stockholder Information Supplement) be filed with the state of domicile by March 1?                                                                                                                             | NO |
| 15. Will the actuarial opinion on participating and non-participating policies as required in Interrogatories 1 and 2 on Exhibit 5 to Life Supplement be filed with the state of domicile and electronically with the NAIC by March 1? | NO |
| 16. Will the actuarial opinion on non-guaranteed elements as required in Interrogatory 3 to Exhibit 5 to Supplement be filed with the state of domicile and electronically with the NAIC by March 1?                                   | NO |
| 17. Will the Medicare Part D Coverage Supplement be filed with the state of domicile and the NAIC by March 1?                                                                                                                          | NO |
| 18. Will an approval from the reporting entity's state of domicile for relief related to the five-year rotation requirement for lead audit partners be filed electronically with the NAIC by March 1?                                  | NO |
| 19. Will an approval from the reporting entity's state of domicile for relief related to the one-year cooling off period for independent CPA be filed electronically with the NAIC by March 1?                                         | NO |
| 20. Will an approval from the reporting entity's state of domicile for relief related to the Requirements for Audit Committees be filed electronically with the NAIC by March 1?                                                       | NO |

### APRIL FILING

|                                                                                                                                                                    |    |
|--------------------------------------------------------------------------------------------------------------------------------------------------------------------|----|
| 21. Will the Long-Term Care Experience Reporting Forms be filed with the state of domicile and the NAIC by April 1?                                                | NO |
| 22. Will the Supplemental Life data due April 1 be filed with the state of domicile and the NAIC?                                                                  | NO |
| 23. Will the Supplemental Property/Casualty Insurance Expense Exhibit due April 1 be filed with any state that requires it, and, if so, the NAIC?                  | NO |
| 24. Will the Supplemental Health Care Exhibit (Parts 1, 2 and 3) be filed with the state of domicile and the NAIC by April 1?                                      | NO |
| 25. Will the regulator only (non-public) Supplemental Health Care Exhibit's Expense Allocation Report be filed with the state of domicile and the NAIC by April 1? | NO |

### AUGUST FILING


|                                                                                                                            |    |
|----------------------------------------------------------------------------------------------------------------------------|----|
| 26. Will Management's Report of Internal Control Over Financial Reporting be filed with the state of domicile by August 1? | NO |
|----------------------------------------------------------------------------------------------------------------------------|----|

# SUPPLEMENTAL EXHIBITS AND SCHEDULES INTERROGATORIES


EXPLANATIONS:

BAR CODE:


- 1.
- 2.
- 3.
- 4.
- 5.
- 6.
- 7.
- 8.
- 9.
- 10.
- 11.
- 12.
- 13.
- 14.
- 15.
- 16.
- 17.
- 18.
- 19.
- 20.
- 21.
- 22.
- 23.
- 24.
- 25.
- 26.




\* 5 4 3 8 0 2 0 1 2 3 6 0 0 0 0 0 0 \*




\* 5 4 3 8 0 2 0 1 2 2 0 5 0 0 0 0 0 \*




\* 5 4 3 8 0 2 0 1 2 2 0 7 0 0 0 0 0 \*




\* 5 4 3 8 0 2 0 1 2 4 2 0 0 0 0 0 0 \*




\* 5 4 3 8 0 2 0 1 2 3 7 1 0 0 0 0 0 \*




\* 5 4 3 8 0 2 0 1 2 3 7 0 0 0 0 0 0 \*




\* 5 4 3 8 0 2 0 1 2 3 6 5 0 0 0 0 0 \*




\* 5 4 3 8 0 2 0 1 2 2 2 4 0 0 0 0 0 \*




\* 5 4 3 8 0 2 0 1 2 2 2 5 0 0 0 0 0 \*




\* 5 4 3 8 0 2 0 1 2 2 2 6 0 0 0 0 0 \*




\* 5 4 3 8 0 2 0 1 2 3 0 6 0 0 0 0 0 \*




\* 5 4 3 8 0 2 0 1 2 2 1 1 0 0 0 0 0 \*




\* 5 4 3 8 0 2 0 1 2 2 1 3 0 0 0 0 0 \*



\* 5 4 3 8 0 2 0 1 2 2 1 6 0 0 0 0 0 \*



\* 5 4 3 8 0 2 0 1 2 2 1 7 0 0 0 0 0 \*



\* 5 4 3 8 0 2 0 1 2 2 3 9 0 0 0 0 0 \*

**Overflow Page  
NONE**

**Overflow Page  
NONE**

**2012 ALPHABETICAL INDEX  
HEALTH ANNUAL STATEMENT BLANK**

|                                                                  |      |                                                                                              |      |
|------------------------------------------------------------------|------|----------------------------------------------------------------------------------------------|------|
| Analysis of Operations By Lines of Business                      | 7    | Schedule D – Part 6 – Section 2                                                              | E16  |
| Assets                                                           | 2    | Schedule D – Summary By Country                                                              | SI04 |
| Cash Flow                                                        | 6    | Schedule D – Verification Between Years                                                      | SI03 |
| Exhibit 1 – Enrollment By Product Type for Health Business Only  | 17   | Schedule DA – Part 1                                                                         | E17  |
| Exhibit 2 – Accident and Health Premiums Due and Unpaid          | 18   | Schedule DA – Verification Between Years                                                     | SI10 |
| Exhibit 3 – Health Care Receivables                              | 19   | Schedule DB – Part A – Section 1                                                             | E18  |
| Exhibit 4 – Claims Unpaid and Incentive Pool, Withhold and Bonus | 20   | Schedule DB – Part A – Section 2                                                             | E19  |
| Exhibit 5 – Amounts Due From Parent, Subsidiaries and Affiliates | 21   | Schedule DB – Part A – Verification Between Years                                            | SI11 |
| Exhibit 6 – Amounts Due To Parent, Subsidiaries and Affiliates   | 22   | Schedule DB – Part B – Section 1                                                             | E20  |
| Exhibit 7 – Part 1 – Summary of Transactions With Providers      | 23   | Schedule DB – Part B – Section 2                                                             | E21  |
| Exhibit 7 – Part 2 – Summary of Transactions With Intermediaries | 23   | Schedule DB – Part B – Verification Between Years                                            | SI11 |
| Exhibit 8 – Furniture, Equipment and Supplies Owned              | 24   | Schedule DB – Part C – Section 1                                                             | SI12 |
| Exhibit of Capital Gains (Losses)                                | 15   | Schedule DB – Part C – Section 2                                                             | SI13 |
| Exhibit of Net Investment Income                                 | 15   | Schedule DB – Part D                                                                         | E22  |
| Exhibit of Nonadmitted Assets                                    | 16   | Schedule DB – Verification                                                                   | SI14 |
| Exhibit of Premiums, Enrollment and Utilization (State Page)     | 29   | Schedule DL – Part 1                                                                         | E23  |
| Five-Year Historical Data                                        | 28   | Schedule DL – Part 2                                                                         | E24  |
| General Interrogatories                                          | 26   | Schedule E – Part 1 – Cash                                                                   | E25  |
| Jurat Page                                                       | 1    | Schedule E – Part 2 – Cash Equivalents                                                       | E26  |
| Liabilities, Capital and Surplus                                 | 3    | Schedule E – Part 3 – Special Deposits                                                       | E27  |
| Notes To Financial Statements                                    | 25   | Schedule E – Verification Between Years                                                      | SI15 |
| Overflow Page For Write-ins                                      | 44   | Schedule S – Part 1 – Section 2                                                              | 30   |
| Schedule A – Part 1                                              | E01  | Schedule S – Part 2                                                                          | 31   |
| Schedule A – Part 2                                              | E02  | Schedule S – Part 3 – Section 2                                                              | 32   |
| Schedule A – Part 3                                              | E03  | Schedule S – Part 4                                                                          | 33   |
| Schedule A – Verification Between Years                          | SI02 | Schedule S – Part 5                                                                          | 34   |
| Schedule B – Part 1                                              | E04  | Schedule S – Part 6                                                                          | 36   |
| Schedule B – Part 2                                              | E05  | Schedule S – Part 7                                                                          | 37   |
| Schedule B – Part 3                                              | E06  | Schedule T – Part 2 – Interstate Compact                                                     | 38   |
| Schedule B – Verification Between Years                          | SI02 | Schedule T – Premiums and Other Considerations                                               | 39   |
| Schedule BA – Part 1                                             | E07  | Schedule Y – Information Concerning Activities of Insurer Members of a Holding Company Group | 40   |
| Schedule BA – Part 2                                             | E08  | Schedule Y – Part 1A – Detail of Insurance Holding Company System                            | 41   |
| Schedule BA – Part 3                                             | E09  | Schedule Y – Part 2 – Summary of Insurer's Transactions With Any Affiliates                  | 42   |
| Schedule BA – Verification Between Years                         | SI03 | Statement of Revenue and Expenses                                                            | 4    |
| Schedule D – Part 1                                              | E10  | Summary Investment Schedule                                                                  | SI01 |
| Schedule D – Part 1A – Section 1                                 | SI05 | Supplemental Exhibits and Schedules Interrogatories                                          | 43   |
| Schedule D – Part 1A – Section 2                                 | SI08 | Underwriting and Investment Exhibit – Part 1                                                 | 8    |
| Schedule D – Part 2 – Section 1                                  | E11  | Underwriting and Investment Exhibit – Part 2                                                 | 9    |
| Schedule D – Part 2 – Section 2                                  | E12  | Underwriting and Investment Exhibit – Part 2A                                                | 10   |
| Schedule D – Part 3                                              | E13  | Underwriting and Investment Exhibit – Part 2B                                                | 11   |
| Schedule D – Part 4                                              | E14  | Underwriting and Investment Exhibit – Part 2C                                                | 12   |
| Schedule D – Part 5                                              | E15  | Underwriting and Investment Exhibit – Part 2D                                                | 13   |
| Schedule D – Part 6 – Section 1                                  | E16  | Underwriting and Investment Exhibit – Part 3                                                 | 14   |