



PROPERTY AND CASUALTY COMPANIES - ASSOCIATION EDITION

ANNUAL STATEMENT

FOR THE YEAR ENDED DECEMBER 31, 2012
OF THE CONDITION AND AFFAIRS OF THE

American Modern Select Insurance Company

NAIC Group Code 0361 0361 NAIC Company Code 38652 Employer's ID Number 38-2342976
(Current) (Prior)

Organized under the Laws of Ohio, State of Domicile or Port of Entry Ohio
Country of Domicile United States of America

Incorporated/Organized 08/15/1980 Commenced Business 10/01/1980

Statutory Home Office 7000 Midland Blvd., Amelia, OH, US 45102-2607
(Street and Number) (City or Town, State, Country and Zip Code)

Main Administrative Office 7000 Midland Blvd.
(Street and Number)
Amelia, OH, US 45102-2607 800-543-2644-5478
(City or Town, State, Country and Zip Code) (Area Code) (Telephone Number)

Mail Address P.O. Box 5323, Cincinnati, OH, US 45201-5323
(Street and Number or P.O. Box) (City or Town, State, Country and Zip Code)

Primary Location of Books and Records 7000 Midland Blvd.
(Street and Number)
Amelia, OH, US 45102-2607 800-543-2644-5478
(City or Town, State, Country and Zip Code) (Area Code) (Telephone Number)

Internet Website Address www.amig.com

Statutory Statement Contact Kenneth L. Kuhn, 800-543-2644-5478
(Name) (Area Code) (Telephone Number)
kkuhn@amig.com 513-947-4111
(E-mail Address) (FAX Number)

OFFICERS

President / CEO Manuel Zuniga Rios Senior Vice President James Paul Tierney
Chairman / Senior Vice President Juergen Erwin Kammerlohr Senior Vice President / Treasurer James Edward Hinkle III #

OTHER

Charles Schuster Griffith III # Secretary Craig Richard Smiddy Vice President

DIRECTORS OR TRUSTEES

Juergen Erwin Kammerlohr Chairman James Edward Hinkle III # James Paul Tierney
Charles Schuster Griffith III # Manuel Zuniga Rios

State of Ohio SS:
County of Clermont

The officers of this reporting entity being duly sworn, each depose and say that they are the described officers of said reporting entity, and that on the reporting period stated above, all of the herein described assets were the absolute property of the said reporting entity, free and clear from any liens or claims thereon, except as herein stated, and that this statement, together with related exhibits, schedules and explanations therein contained, annexed or referred to, is a full and true statement of all the assets and liabilities and of the condition and affairs of the said reporting entity as of the reporting period stated above, and of its income and deductions therefrom for the period ended, and have been completed in accordance with the NAIC Annual Statement Instructions and Accounting Practices and Procedures manual except to the extent that: (1) state law may differ; or, (2) that state rules or regulations require differences in reporting not related to accounting practices and procedures, according to the best of their information, knowledge and belief, respectively. Furthermore, the scope of this attestation by the described officers also includes the related corresponding electronic filing with the NAIC, when required, that is an exact copy (except for formatting differences due to electronic filing) of the enclosed statement. The electronic filing may be requested by various regulators in lieu of or in addition to the enclosed statement.

Manuel Zuniga Rios
President / CEO

Charles Schuster Griffith III
Secretary

Kenneth Leo Kuhn
Vice President / Controller

Subscribed and sworn to before me this _____ day of _____

- a. Is this an original filing? Yes [X] No []
b. If no,
1. State the amendment number.....
2. Date filed.....
3. Number of pages attached.....



ANNUAL STATEMENT FOR THE YEAR 2012 OF THE American Modern Select Insurance Co.

EXHIBIT OF PREMIUMS AND LOSSES (Statutory Page 14)

NAIC Group Code 0361

Direct Business in the state of Alabama

During the Year 2012

NAIC Company Code 38652

Line of Business	Gross Premiums, Including Policy and Membership Fees, Less Return Premiums and Premiums on Policies not Taken		3 Dividends Paid or Credited to Policyholders on Direct Business	4 Direct Unearned Premium Reserves	5 Direct Losses Paid (deducting salvage)	6 Direct Losses Incurred	7 Direct Losses Unpaid	8 Direct Defense and Cost Containment Expense Paid	9 Direct Defense and Cost Containment Expense Incurred	10 Direct Defense and Cost Containment Expense Unpaid	11 Commissions and Brokerage Expenses	12 Taxes, Licenses and Fees
	1 Direct Premiums Written	2 Direct Premiums Earned										
1. Fire	5,554,759	4,407,832	.0	2,938,206	1,547,285	2,009,264	840,876	45,170	67,698	23,200	889,100	277,460
2.1 Allied lines	3,180,857	2,516,076	.0	1,640,995	844,173	725,127	196,007	21,289	26,067	5,466	513,181	158,884
2.2 Multiple peril crop0	.0	.0	.0	.0	.0	.0	.0	.0	.0	.0	.0
2.3 Federal flood0	.0	.0	.0	.0	.0	.0	.0	.0	.0	.0	.0
3. Farmowners multiple peril0	.0	.0	.0	.0	.0	.0	.0	.0	.0	.0	.0
4. Homeowners multiple peril	9,478,258	8,432,740	.0	4,973,805	3,195,056	3,485,846	1,034,098	78,454	56,654	4,886	1,600,676	473,439
5.1 Commercial multiple peril (non-liability portion)0	.0	.0	.0	.0	.0	.0	.0	.0	.0	.0	.0
5.2 Commercial multiple peril (liability portion)0	.0	.0	.0	.0	.0	.0	.0	.0	.0	.0	.0
6. Mortgage guaranty0	.0	.0	.0	.0	.0	.0	.0	.0	.0	.0	.0
8. Ocean marine0	.0	.0	.0	.0	.0	.0	.0	.0	.0	.0	.0
9. Inland marine	5,115	4,111	.0	2,495	.0	.0	.0	.0	.0	.0	860	255
10. Financial guaranty0	.0	.0	.0	.0	.0	.0	.0	.0	.0	.0	.0
11. Medical professional liability0	.0	.0	.0	.0	.0	.0	.0	.0	.0	.0	.0
12. Earthquake0	.0	.0	.0	.0	.0	.0	.0	.0	.0	.0	.0
13. Group accident and health (b)0	.0	.0	.0	.0	.0	.0	.0	.0	.0	.0	.0
14. Credit accident and health (group and individual)0	.0	.0	.0	.0	.0	.0	.0	.0	.0	.0	.0
15.1 Collectively renewable accident and health (b)0	.0	.0	.0	.0	.0	.0	.0	.0	.0	.0	.0
15.2 Non-cancelable accident and health(b)0	.0	.0	.0	.0	.0	.0	.0	.0	.0	.0	.0
15.3 Guaranteed renewable accident and health(b)0	.0	.0	.0	.0	.0	.0	.0	.0	.0	.0	.0
15.4 Non-renewable for stated reasons only (b)0	.0	.0	.0	.0	.0	.0	.0	.0	.0	.0	.0
15.5 Other accident only0	.0	.0	.0	.0	.0	.0	.0	.0	.0	.0	.0
15.6 Medicare Title XVIII exempt from state taxes or fees0	.0	.0	.0	.0	.0	.0	.0	.0	.0	.0	.0
15.7 All other accident and health (b)0	.0	.0	.0	.0	.0	.0	.0	.0	.0	.0	.0
15.8 Federal employees health benefits program premium (b)0	.0	.0	.0	.0	.0	.0	.0	.0	.0	.0	.0
16. Workers' compensation0	.0	.0	.0	.0	.0	.0	.0	.0	.0	.0	.0
17.1 Other Liability - occurrence	554,819	435,612	.0	287,338	5,529	38,544	92,792	2,669	4,662	11,056	93,561	27,713
17.2 Other Liability - claims made0	.0	.0	.0	.0	.0	.0	.0	.0	.0	.0	.0
17.3 Excess workers' compensation0	.0	.0	.0	.0	.0	.0	.0	.0	.0	.0	.0
18. Products liability0	.0	.0	.0	.0	.0	.0	.0	.0	.0	.0	.0
19.1 Private passenger auto no-fault (personal injury protection)0	.0	.0	.0	.0	.0	.0	.0	.0	.0	.0	.0
19.2 Other private passenger auto liability	156,535	159,232	.0	72,998	194,758	160,540	119,346	23,020	8,133	15,799	26,957	7,819
19.3 Commercial auto no-fault (personal injury protection)0	.0	.0	.0	.0	.0	.0	.0	.0	.0	.0	.0
19.4 Other commercial auto liability0	.0	.0	.0	.0	.0	.0	.0	.0	.0	.0	.0
21.1 Private passenger auto physical damage	133,225	154,430	.0	63,041	104,297	86,440	2,663	212	287	67	21,911	6,655
21.2 Commercial auto physical damage0	.0	.0	.0	.0	.0	.0	.0	.0	.0	.0	.0
22. Aircraft (all perils)0	.0	.0	.0	.0	.0	.0	.0	.0	.0	.0	.0
23. Fidelity0	.0	.0	.0	.0	.0	.0	.0	.0	.0	.0	.0
24. Surety0	.0	.0	.0	.0	.0	.0	.0	.0	.0	.0	.0
26. Burglary and theft0	.0	.0	.0	.0	.0	.0	.0	.0	.0	.0	.0
27. Boiler and machinery0	.0	.0	.0	.0	.0	.0	.0	.0	.0	.0	.0
28. Credit0	.0	.0	.0	.0	.0	.0	.0	.0	.0	.0	.0
30. Warranty0	.0	.0	.0	.0	.0	.0	.0	.0	.0	.0	.0
34. Aggregate write-ins for other lines of business0	.0	.0	.0	.0	.0	.0	.0	.0	.0	.0	.0
35. TOTALS (a)	19,063,566	16,110,034	0	9,978,878	5,891,098	6,505,761	2,285,783	170,813	163,501	60,474	3,146,246	952,225
DETAILS OF WRITE-INS												
3401.												
3402.												
3403.												
3498. Summary of remaining write-ins for Line 34 from overflow page0	.0	.0	.0	.0	.0	.0	.0	.0	.0	.0	.0
3499. Totals (Lines 3401 thru 3403 plus 3498)(Line 34 above)	0	0	0	0	0	0	0	0	0	0	0	0

(a) Finance and service charges not included in Lines 1 to 35 \$ 345,103

(b) For health business on indicated lines report: Number of persons insured under PPO managed care products 0 and number of persons insured under indemnity only products 0

19.AL



ANNUAL STATEMENT FOR THE YEAR 2012 OF THE American Modern Select Insurance Co.

EXHIBIT OF PREMIUMS AND LOSSES (Statutory Page 14)

NAIC Group Code 0361

Direct Business in the state of Alaska

During the Year 2012

NAIC Company Code 38652

Line of Business	Gross Premiums, Including Policy and Membership Fees, Less Return Premiums and Premiums on Policies not Taken		3 Dividends Paid or Credited to Policyholders on Direct Business	4 Direct Unearned Premium Reserves	5 Direct Losses Paid (deducting salvage)	6 Direct Losses Incurred	7 Direct Losses Unpaid	8 Direct Defense and Cost Containment Expense Paid	9 Direct Defense and Cost Containment Expense Incurred	10 Direct Defense and Cost Containment Expense Unpaid	11 Commissions and Brokerage Expenses	12 Taxes, Licenses and Fees
	1 Direct Premiums Written	2 Direct Premiums Earned										
1. Fire												
2.1 Allied lines												
2.2 Multiple peril crop												
2.3 Federal flood												
3. Farmowners multiple peril												
4. Homeowners multiple peril												
5.1 Commercial multiple peril (non-liability portion)												
5.2 Commercial multiple peril (liability portion)												
6. Mortgage guaranty												
8. Ocean marine												
9. Inland marine												
10. Financial guaranty												
11. Medical professional liability												
12. Earthquake												
13. Group accident and health (b)												
14. Credit accident and health (group and individual)												
15.1 Collectively renewable accident and health (b)												
15.2 Non-cancelable accident and health(b)												
15.3 Guaranteed renewable accident and health(b)												
15.4 Non-renewable for stated reasons only (b)												
15.5 Other accident only												
15.6 Medicare Title XVIII exempt from state taxes or fees												
15.7 All other accident and health (b)												
15.8 Federal employees health benefits program premium (b)												
16. Workers' compensation												
17.1 Other Liability - occurrence												
17.2 Other Liability - claims made												
17.3 Excess workers' compensation												
18. Products liability												
19.1 Private passenger auto no-fault (personal injury protection)												
19.2 Other private passenger auto liability												
19.3 Commercial auto no-fault (personal injury protection)												
19.4 Other commercial auto liability												
21.1 Private passenger auto physical damage												
21.2 Commercial auto physical damage												
22. Aircraft (all perils)												
23. Fidelity												
24. Surety												
26. Burglary and theft												
27. Boiler and machinery												
28. Credit												
30. Warranty												
34. Aggregate write-ins for other lines of business												
35. TOTALS (a)												
DETAILS OF WRITE-INS												
3401.												
3402.												
3403.												
3498. Summary of remaining write-ins for Line 34 from overflow page												
3499. Totals (Lines 3401 thru 3403 plus 3498)(Line 34 above)												

NONE

19.AK

(a) Finance and service charges not included in Lines 1 to 35 \$
(b) For health business on indicated lines report: Number of persons insured under PPO managed care products and number of persons insured under indemnity only products



ANNUAL STATEMENT FOR THE YEAR 2012 OF THE American Modern Select Insurance Co.

EXHIBIT OF PREMIUMS AND LOSSES (Statutory Page 14)

NAIC Group Code 0361

Direct Business in the state of Arizona

During the Year 2012

NAIC Company Code 38652

Line of Business	Gross Premiums, Including Policy and Membership Fees, Less Return Premiums and Premiums on Policies not Taken		3 Dividends Paid or Credited to Policyholders on Direct Business	4 Direct Unearned Premium Reserves	5 Direct Losses Paid (deducting salvage)	6 Direct Losses Incurred	7 Direct Losses Unpaid	8 Direct Defense and Cost Containment Expense Paid	9 Direct Defense and Cost Containment Expense Incurred	10 Direct Defense and Cost Containment Expense Unpaid	11 Commissions and Brokerage Expenses	12 Taxes, Licenses and Fees
	1 Direct Premiums Written	2 Direct Premiums Earned										
1. Fire	1,874,602	1,877,622	.0	999,549	159,600	146,288	29,572	.2	.2	.1	312,853	57,269
2.1 Allied lines	940,390	892,488	.0	445,862	622,594	570,641	119,372	390	488	155	151,467	28,729
2.2 Multiple peril crop0	.0	.0	.0	.0	.0	.0	.0	.0	.0	.0	.0
2.3 Federal flood0	.0	.0	.0	.0	.0	.0	.0	.0	.0	.0	.0
3. Farmowners multiple peril0	.0	.0	.0	.0	.0	.0	.0	.0	.0	.0	.0
4. Homeowners multiple peril	8,610,148	7,980,186	.0	4,052,047	5,019,284	4,679,579	1,050,794	45,511	51,567	22,328	1,293,116	263,040
5.1 Commercial multiple peril (non-liability portion)0	.0	.0	.0	.0	.0	.0	.0	.0	.0	.0	.0
5.2 Commercial multiple peril (liability portion)0	.0	.0	.0	.0	.0	.0	.0	.0	.0	.0	.0
6. Mortgage guaranty0	.0	.0	.0	.0	.0	.0	.0	.0	.0	.0	.0
8. Ocean marine0	.0	.0	.0	.0	.0	.0	.0	.0	.0	.0	.0
9. Inland marine	43,343	44,850	.0	19,613	.0	.0	.0	.0	.0	.0	6,320	1,324
10. Financial guaranty0	.0	.0	.0	.0	.0	.0	.0	.0	.0	.0	.0
11. Medical professional liability0	.0	.0	.0	.0	.0	.0	.0	.0	.0	.0	.0
12. Earthquake0	.0	.0	.0	.0	.0	.0	.0	.0	.0	.0	.0
13. Group accident and health (b)0	.0	.0	.0	.0	.0	.0	.0	.0	.0	.0	.0
14. Credit accident and health (group and individual)0	.0	.0	.0	.0	.0	.0	.0	.0	.0	.0	.0
15.1 Collectively renewable accident and health (b)0	.0	.0	.0	.0	.0	.0	.0	.0	.0	.0	.0
15.2 Non-cancelable accident and health(b)0	.0	.0	.0	.0	.0	.0	.0	.0	.0	.0	.0
15.3 Guaranteed renewable accident and health(b)0	.0	.0	.0	.0	.0	.0	.0	.0	.0	.0	.0
15.4 Non-renewable for stated reasons only (b)0	.0	.0	.0	.0	.0	.0	.0	.0	.0	.0	.0
15.5 Other accident only0	.0	.0	.0	.0	.0	.0	.0	.0	.0	.0	.0
15.6 Medicare Title XVIII exempt from state taxes or fees0	.0	.0	.0	.0	.0	.0	.0	.0	.0	.0	.0
15.7 All other accident and health (b)0	.0	.0	.0	.0	.0	.0	.0	.0	.0	.0	.0
15.8 Federal employees health benefits program premium (b)0	.0	.0	.0	.0	.0	.0	.0	.0	.0	.0	.0
16. Workers' compensation0	.0	.0	.0	.0	.0	.0	.0	.0	.0	.0	.0
17.1 Other Liability - occurrence	197,158	195,255	.0	93,684	.0	8,249	14,110	2,910	6,364	3,455	32,029	6,023
17.2 Other Liability - claims made0	.0	.0	.0	.0	.0	.0	.0	.0	.0	.0	.0
17.3 Excess workers' compensation0	.0	.0	.0	.0	.0	.0	.0	.0	.0	.0	.0
18. Products liability0	.0	.0	.0	.0	.0	.0	.0	.0	.0	.0	.0
19.1 Private passenger auto no-fault (personal injury protection)0	.0	.0	.0	.0	.0	.0	.0	.0	.0	.0	.0
19.2 Other private passenger auto liability	206,879	233,056	.0	112,057	182,263	34,374	122,923	4,462	(12,078)	2,882	31,964	6,320
19.3 Commercial auto no-fault (personal injury protection)0	.0	.0	.0	.0	.0	.0	.0	.0	.0	.0	.0
19.4 Other commercial auto liability0	.0	.0	.0	.0	.0	.0	.0	.0	.0	.0	.0
21.1 Private passenger auto physical damage	110,597	150,505	.0	66,809	84,704	79,694	6,197	256	360	81	16,581	3,379
21.2 Commercial auto physical damage0	.0	.0	.0	.0	.0	.0	.0	.0	.0	.0	.0
22. Aircraft (all perils)0	.0	.0	.0	.0	.0	.0	.0	.0	.0	.0	.0
23. Fidelity0	.0	.0	.0	.0	.0	.0	.0	.0	.0	.0	.0
24. Surety0	.0	.0	.0	.0	.0	.0	.0	.0	.0	.0	.0
26. Burglary and theft0	.0	.0	.0	.0	.0	.0	.0	.0	.0	.0	.0
27. Boiler and machinery0	.0	.0	.0	.0	.0	.0	.0	.0	.0	.0	.0
28. Credit0	.0	.0	.0	.0	.0	.0	.0	.0	.0	.0	.0
30. Warranty0	.0	.0	.0	.0	.0	.0	.0	.0	.0	.0	.0
34. Aggregate write-ins for other lines of business0	.0	.0	.0	.0	.0	.0	.0	.0	.0	.0	.0
35. TOTALS (a)	11,983,115	11,373,962	0	5,789,621	6,068,445	5,518,825	1,342,968	53,531	46,703	28,902	1,844,330	366,084
DETAILS OF WRITE-INS												
3401.												
3402.												
3403.												
3498. Summary of remaining write-ins for Line 34 from overflow page0	.0	.0	.0	.0	.0	.0	.0	.0	.0	.0	.0
3499. Totals (Lines 3401 thru 3403 plus 3498)(Line 34 above)	0	0	0	0	0	0	0	0	0	0	0	0

(a) Finance and service charges not included in Lines 1 to 35 \$ 163,584

(b) For health business on indicated lines report: Number of persons insured under PPO managed care products 0 and number of persons insured under indemnity only products 0

19.AZ



ANNUAL STATEMENT FOR THE YEAR 2012 OF THE American Modern Select Insurance Co.

EXHIBIT OF PREMIUMS AND LOSSES (Statutory Page 14)

NAIC Group Code 0361

Direct Business in the state of Arkansas

During the Year 2012

NAIC Company Code 38652

Line of Business	Gross Premiums, Including Policy and Membership Fees, Less Return Premiums and Premiums on Policies not Taken		3 Dividends Paid or Credited to Policyholders on Direct Business	4 Direct Unearned Premium Reserves	5 Direct Losses Paid (deducting salvage)	6 Direct Losses Incurred	7 Direct Losses Unpaid	8 Direct Defense and Cost Containment Expense Paid	9 Direct Defense and Cost Containment Expense Incurred	10 Direct Defense and Cost Containment Expense Unpaid	11 Commissions and Brokerage Expenses	12 Taxes, Licenses and Fees
	1 Direct Premiums Written	2 Direct Premiums Earned										
1. Fire	895,257	843,954	.0	442,039	377,856	278,926	36,550	.0	(262)	.0	144,133	29,409
2.1 Allied lines	483,083	445,870	.0	230,419	253,090	238,496	28,562	483	579	161	79,880	15,869
2.2 Multiple peril crop0	.0	.0	.0	.0	.0	.0	.0	.0	.0	.0	.0
2.3 Federal flood0	.0	.0	.0	.0	.0	.0	.0	.0	.0	.0	.0
3. Farmowners multiple peril0	.0	.0	.0	.0	.0	.0	.0	.0	.0	.0	.0
4. Homeowners multiple peril	1,140,991	850,115	.0	638,405	421,226	739,416	368,907	8,158	8,832	806	205,007	37,482
5.1 Commercial multiple peril (non-liability portion)0	.0	.0	.0	.0	.0	.0	.0	.0	.0	.0	.0
5.2 Commercial multiple peril (liability portion)0	.0	.0	.0	.0	.0	.0	.0	.0	.0	.0	.0
6. Mortgage guaranty0	.0	.0	.0	.0	.0	.0	.0	.0	.0	.0	.0
8. Ocean marine0	.0	.0	.0	.0	.0	.0	.0	.0	.0	.0	.0
9. Inland marine	168	54	.0	114	.0	.0	.0	.0	.0	.0	36	6
10. Financial guaranty0	.0	.0	.0	.0	.0	.0	.0	.0	.0	.0	.0
11. Medical professional liability0	.0	.0	.0	.0	.0	.0	.0	.0	.0	.0	.0
12. Earthquake0	.0	.0	.0	.0	.0	.0	.0	.0	.0	.0	.0
13. Group accident and health (b)0	.0	.0	.0	.0	.0	.0	.0	.0	.0	.0	.0
14. Credit accident and health (group and individual)0	.0	.0	.0	.0	.0	.0	.0	.0	.0	.0	.0
15.1 Collectively renewable accident and health (b)0	.0	.0	.0	.0	.0	.0	.0	.0	.0	.0	.0
15.2 Non-cancelable accident and health(b)0	.0	.0	.0	.0	.0	.0	.0	.0	.0	.0	.0
15.3 Guaranteed renewable accident and health(b)0	.0	.0	.0	.0	.0	.0	.0	.0	.0	.0	.0
15.4 Non-renewable for stated reasons only (b)0	.0	.0	.0	.0	.0	.0	.0	.0	.0	.0	.0
15.5 Other accident only0	.0	.0	.0	.0	.0	.0	.0	.0	.0	.0	.0
15.6 Medicare Title XVIII exempt from state taxes or fees0	.0	.0	.0	.0	.0	.0	.0	.0	.0	.0	.0
15.7 All other accident and health (b)0	.0	.0	.0	.0	.0	.0	.0	.0	.0	.0	.0
15.8 Federal employees health benefits program premium (b)0	.0	.0	.0	.0	.0	.0	.0	.0	.0	.0	.0
16. Workers' compensation0	.0	.0	.0	.0	.0	.0	.0	.0	.0	.0	.0
17.1 Other Liability - occurrence	103,197	97,612	.0	49,658	1,991	49,104	54,235	1,977	3,232	1,255	16,998	3,390
17.2 Other Liability - claims made0	.0	.0	.0	.0	.0	.0	.0	.0	.0	.0	.0
17.3 Excess workers' compensation0	.0	.0	.0	.0	.0	.0	.0	.0	.0	.0	.0
18. Products liability0	.0	.0	.0	.0	.0	.0	.0	.0	.0	.0	.0
19.1 Private passenger auto no-fault (personal injury protection)	26,223	26,481	.0	10,799	.0	(2,591)	.0	.0	.0	.0	4,613	861
19.2 Other private passenger auto liability	69,390	76,402	.0	29,661	110,894	334,300	298,636	6,942	4,920	3,739	12,232	2,279
19.3 Commercial auto no-fault (personal injury protection)0	.0	.0	.0	.0	.0	.0	.0	.0	.0	.0	.0
19.4 Other commercial auto liability0	.0	.0	.0	.0	.0	.0	.0	.0	.0	.0	.0
21.1 Private passenger auto physical damage	61,580	75,269	.0	31,232	33,644	34,398	913	21	47	7	10,972	2,023
21.2 Commercial auto physical damage0	.0	.0	.0	.0	.0	.0	.0	.0	.0	.0	.0
22. Aircraft (all perils)0	.0	.0	.0	.0	.0	.0	.0	.0	.0	.0	.0
23. Fidelity0	.0	.0	.0	.0	.0	.0	.0	.0	.0	.0	.0
24. Surety0	.0	.0	.0	.0	.0	.0	.0	.0	.0	.0	.0
26. Burglary and theft0	.0	.0	.0	.0	.0	.0	.0	.0	.0	.0	.0
27. Boiler and machinery0	.0	.0	.0	.0	.0	.0	.0	.0	.0	.0	.0
28. Credit0	.0	.0	.0	.0	.0	.0	.0	.0	.0	.0	.0
30. Warranty0	.0	.0	.0	.0	.0	.0	.0	.0	.0	.0	.0
34. Aggregate write-ins for other lines of business0	.0	.0	.0	.0	.0	.0	.0	.0	.0	.0	.0
35. TOTALS (a)	2,779,890	2,415,757	0	1,432,327	1,198,701	1,672,050	787,803	17,581	17,347	5,968	473,870	91,319
DETAILS OF WRITE-INS												
3401.												
3402.												
3403.												
3498. Summary of remaining write-ins for Line 34 from overflow page0	.0	.0	.0	.0	.0	.0	.0	.0	.0	.0	.0
3499. Totals (Lines 3401 thru 3403 plus 3498)(Line 34 above)	0	0	0	0	0	0	0	0	0	0	0	0

(a) Finance and service charges not included in Lines 1 to 35 \$ 33,082

(b) For health business on indicated lines report: Number of persons insured under PPO managed care products 0 and number of persons insured under indemnity only products 0

19 AR



ANNUAL STATEMENT FOR THE YEAR 2012 OF THE American Modern Select Insurance Co.

EXHIBIT OF PREMIUMS AND LOSSES (Statutory Page 14)

NAIC Group Code 0361

Direct Business in the state of California

During the Year 2012

NAIC Company Code 38652

Line of Business	Gross Premiums, Including Policy and Membership Fees, Less Return Premiums and Premiums on Policies not Taken		3 Dividends Paid or Credited to Policyholders on Direct Business	4 Direct Unearned Premium Reserves	5 Direct Losses Paid (deducting salvage)	6 Direct Losses Incurred	7 Direct Losses Unpaid	8 Direct Defense and Cost Containment Expense Paid	9 Direct Defense and Cost Containment Expense Incurred	10 Direct Defense and Cost Containment Expense Unpaid	11 Commissions and Brokerage Expenses	12 Taxes, Licenses and Fees
	1 Direct Premiums Written	2 Direct Premiums Earned										
1. Fire												
2.1 Allied lines												
2.2 Multiple peril crop												
2.3 Federal flood												
3. Farmowners multiple peril												
4. Homeowners multiple peril												
5.1 Commercial multiple peril (non-liability portion)												
5.2 Commercial multiple peril (liability portion)												
6. Mortgage guaranty												
8. Ocean marine												
9. Inland marine												
10. Financial guaranty												
11. Medical professional liability												
12. Earthquake												
13. Group accident and health (b)												
14. Credit accident and health (group and individual)												
15.1 Collectively renewable accident and health (b)												
15.2 Non-cancelable accident and health(b)												
15.3 Guaranteed renewable accident and health(b)												
15.4 Non-renewable for stated reasons only (b)												
15.5 Other accident only												
15.6 Medicare Title XVIII exempt from state taxes or fees												
15.7 All other accident and health (b)												
15.8 Federal employees health benefits program premium (b)												
16. Workers' compensation												
17.1 Other Liability - occurrence												
17.2 Other Liability - claims made												
17.3 Excess workers' compensation												
18. Products liability												
19.1 Private passenger auto no-fault (personal injury protection)												
19.2 Other private passenger auto liability												
19.3 Commercial auto no-fault (personal injury protection)												
19.4 Other commercial auto liability												
21.1 Private passenger auto physical damage												
21.2 Commercial auto physical damage												
22. Aircraft (all perils)												
23. Fidelity												
24. Surety												
26. Burglary and theft												
27. Boiler and machinery												
28. Credit												
30. Warranty												
34. Aggregate write-ins for other lines of business												
35. TOTALS (a)												
DETAILS OF WRITE-INS												
3401.												
3402.												
3403.												
3498. Summary of remaining write-ins for Line 34 from overflow page												
3499. Totals (Lines 3401 thru 3403 plus 3498)(Line 34 above)												

NONE

19 CA

(a) Finance and service charges not included in Lines 1 to 35 \$
(b) For health business on indicated lines report: Number of persons insured under PPO managed care products and number of persons insured under indemnity only products



ANNUAL STATEMENT FOR THE YEAR 2012 OF THE American Modern Select Insurance Co.

EXHIBIT OF PREMIUMS AND LOSSES (Statutory Page 14)

NAIC Group Code 0361 Direct Business in the state of Colorado During the Year 2012 NAIC Company Code 38652

Line of Business	Gross Premiums, Including Policy and Membership Fees, Less Return Premiums and Premiums on Policies not Taken		3 Dividends Paid or Credited to Policyholders on Direct Business	4 Direct Unearned Premium Reserves	5 Direct Losses Paid (deducting salvage)	6 Direct Losses Incurred	7 Direct Losses Unpaid	8 Direct Defense and Cost Containment Expense Paid	9 Direct Defense and Cost Containment Expense Incurred	10 Direct Defense and Cost Containment Expense Unpaid	11 Commissions and Brokerage Expenses	12 Taxes, Licenses and Fees
	1 Direct Premiums Written	2 Direct Premiums Earned										
1. Fire	2,093,334	1,714,966	.0	1,139,743	941,152	1,341,460	427,097	516	700	265	305,495	94,514
2.1 Allied lines	1,257,492	1,009,035	.0	676,271	1,407,650	1,427,397	104,629	3,900	4,901	1,001	186,168	56,776
2.2 Multiple peril crop	.0	.0	.0	.0	.0	.0	.0	.0	.0	.0	.0	.0
2.3 Federal flood	.0	.0	.0	.0	.0	.0	.0	.0	.0	.0	.0	.0
3. Farmowners multiple peril	.0	.0	.0	.0	.0	.0	.0	.0	.0	.0	.0	.0
4. Homeowners multiple peril	1,460,190	1,014,485	.0	852,525	458,279	482,294	46,381	166	276	120	232,790	65,928
5.1 Commercial multiple peril (non-liability portion)	.0	.0	.0	.0	.0	.0	.0	.0	.0	.0	.0	.0
5.2 Commercial multiple peril (liability portion)	.0	.0	.0	.0	.0	.0	.0	.0	.0	.0	.0	.0
6. Mortgage guaranty	.0	.0	.0	.0	.0	.0	.0	.0	.0	.0	.0	.0
8. Ocean marine	.0	.0	.0	.0	.0	.0	.0	.0	.0	.0	.0	.0
9. Inland marine	.0	.0	.0	.0	.0	.0	.0	.0	.0	.0	.0	.0
10. Financial guaranty	.0	.0	.0	.0	.0	.0	.0	.0	.0	.0	.0	.0
11. Medical professional liability	.0	.0	.0	.0	.0	.0	.0	.0	.0	.0	.0	.0
12. Earthquake	.0	.0	.0	.0	.0	.0	.0	.0	.0	.0	.0	.0
13. Group accident and health (b)	.0	.0	.0	.0	.0	.0	.0	.0	.0	.0	.0	.0
14. Credit accident and health (group and individual)	.0	.0	.0	.0	.0	.0	.0	.0	.0	.0	.0	.0
15.1 Collectively renewable accident and health (b)	.0	.0	.0	.0	.0	.0	.0	.0	.0	.0	.0	.0
15.2 Non-cancelable accident and health(b)	.0	.0	.0	.0	.0	.0	.0	.0	.0	.0	.0	.0
15.3 Guaranteed renewable accident and health(b)	.0	.0	.0	.0	.0	.0	.0	.0	.0	.0	.0	.0
15.4 Non-renewable for stated reasons only (b)	.0	.0	.0	.0	.0	.0	.0	.0	.0	.0	.0	.0
15.5 Other accident only	.0	.0	.0	.0	.0	.0	.0	.0	.0	.0	.0	.0
15.6 Medicare Title XVIII exempt from state taxes or fees	.0	.0	.0	.0	.0	.0	.0	.0	.0	.0	.0	.0
15.7 All other accident and health (b)	.0	.0	.0	.0	.0	.0	.0	.0	.0	.0	.0	.0
15.8 Federal employees health benefits program premium (b)	.0	.0	.0	.0	.0	.0	.0	.0	.0	.0	.0	.0
16. Workers' compensation	.0	.0	.0	.0	.0	.0	.0	.0	.0	.0	.0	.0
17.1 Other Liability - occurrence	383,068	301,964	.0	209,257	179,880	343,221	485,247	113,659	107,205	58,479	58,089	17,296
17.2 Other Liability - claims made	.0	.0	.0	.0	.0	.0	.0	.0	.0	.0	.0	.0
17.3 Excess workers' compensation	.0	.0	.0	.0	.0	.0	.0	.0	.0	.0	.0	.0
18. Products liability	.0	.0	.0	.0	.0	.0	.0	.0	.0	.0	.0	.0
19.1 Private passenger auto no-fault (personal injury protection)	.0	.0	.0	.0	.0	.0	.0	.0	.0	.0	.0	.0
19.2 Other private passenger auto liability	131,959	137,666	.0	58,044	295,690	281,049	66,371	529	917	876	16,332	5,958
19.3 Commercial auto no-fault (personal injury protection)	.0	.0	.0	.0	.0	.0	.0	.0	.0	.0	.0	.0
19.4 Other commercial auto liability	.0	.0	.0	.0	.0	.0	.0	.0	.0	.0	.0	.0
21.1 Private passenger auto physical damage	97,846	121,826	.0	42,593	28,530	39,895	16,728	485	698	154	11,492	4,418
21.2 Commercial auto physical damage	.0	.0	.0	.0	.0	.0	.0	.0	.0	.0	.0	.0
22. Aircraft (all perils)	.0	.0	.0	.0	.0	.0	.0	.0	.0	.0	.0	.0
23. Fidelity	.0	.0	.0	.0	.0	.0	.0	.0	.0	.0	.0	.0
24. Surety	.0	.0	.0	.0	.0	.0	.0	.0	.0	.0	.0	.0
26. Burglary and theft	.0	.0	.0	.0	.0	.0	.0	.0	.0	.0	.0	.0
27. Boiler and machinery	.0	.0	.0	.0	.0	.0	.0	.0	.0	.0	.0	.0
28. Credit	.0	.0	.0	.0	.0	.0	.0	.0	.0	.0	.0	.0
30. Warranty	.0	.0	.0	.0	.0	.0	.0	.0	.0	.0	.0	.0
34. Aggregate write-ins for other lines of business	.0	.0	.0	.0	.0	.0	.0	.0	.0	.0	.0	.0
35. TOTALS (a)	5,423,888	4,299,941	0	2,978,434	3,311,180	3,915,316	1,146,452	119,255	114,697	60,895	810,367	244,889
DETAILS OF WRITE-INS												
3401.												
3402.												
3403.												
3498. Summary of remaining write-ins for Line 34 from overflow page	.0	.0	.0	.0	.0	.0	.0	.0	.0	.0	.0	.0
3499. Totals (Lines 3401 thru 3403 plus 3498)(Line 34 above)	0	0	0	0	0	0	0	0	0	0	0	0

(a) Finance and service charges not included in Lines 1 to 35 \$ 35,847
 (b) For health business on indicated lines report: Number of persons insured under PPO managed care products 0 and number of persons insured under indemnity only products 0

19 CO



ANNUAL STATEMENT FOR THE YEAR 2012 OF THE American Modern Select Insurance Co.

EXHIBIT OF PREMIUMS AND LOSSES (Statutory Page 14)

NAIC Group Code 0361

Direct Business in the state of Connecticut

During the Year 2012

NAIC Company Code 38652

Line of Business	Gross Premiums, Including Policy and Membership Fees, Less Return Premiums and Premiums on Policies not Taken		3 Dividends Paid or Credited to Policyholders on Direct Business	4 Direct Unearned Premium Reserves	5 Direct Losses Paid (deducting salvage)	6 Direct Losses Incurred	7 Direct Losses Unpaid	8 Direct Defense and Cost Containment Expense Paid	9 Direct Defense and Cost Containment Expense Incurred	10 Direct Defense and Cost Containment Expense Unpaid	11 Commissions and Brokerage Expenses	12 Taxes, Licenses and Fees
	1 Direct Premiums Written	2 Direct Premiums Earned										
1. Fire0	.0	.0	.0	.0	.0	.0	.0	.0	.0	.0	.0
2.1 Allied lines0	.0	.0	.0	.0	.0	.0	.0	.0	.0	.0	.0
2.2 Multiple peril crop0	.0	.0	.0	.0	.0	.0	.0	.0	.0	.0	.0
2.3 Federal flood0	.0	.0	.0	.0	.0	.0	.0	.0	.0	.0	.0
3. Farmowners multiple peril0	.0	.0	.0	.0	.0	.0	.0	.0	.0	.0	.0
4. Homeowners multiple peril0	.0	.0	.0	.0	.0	.0	.0	.0	.0	.0	.0
5.1 Commercial multiple peril (non-liability portion)0	.0	.0	.0	.0	.0	.0	.0	.0	.0	.0	.0
5.2 Commercial multiple peril (liability portion)0	.0	.0	.0	.0	.0	.0	.0	.0	.0	.0	.0
6. Mortgage guaranty0	.0	.0	.0	.0	.0	.0	.0	.0	.0	.0	.0
8. Ocean marine0	.0	.0	.0	.0	.0	.0	.0	.0	.0	.0	.0
9. Inland marine0	.0	.0	.0	.0	.0	.0	.0	.0	.0	.0	.0
10. Financial guaranty0	.0	.0	.0	.0	.0	.0	.0	.0	.0	.0	.0
11. Medical professional liability0	.0	.0	.0	.0	.0	.0	.0	.0	.0	.0	.0
12. Earthquake0	.0	.0	.0	.0	.0	.0	.0	.0	.0	.0	.0
13. Group accident and health (b)0	.0	.0	.0	.0	.0	.0	.0	.0	.0	.0	.0
14. Credit accident and health (group and individual)0	.0	.0	.0	.0	.0	.0	.0	.0	.0	.0	.0
15.1 Collectively renewable accident and health (b)0	.0	.0	.0	.0	.0	.0	.0	.0	.0	.0	.0
15.2 Non-cancelable accident and health(b)0	.0	.0	.0	.0	.0	.0	.0	.0	.0	.0	.0
15.3 Guaranteed renewable accident and health(b)0	.0	.0	.0	.0	.0	.0	.0	.0	.0	.0	.0
15.4 Non-renewable for stated reasons only (b)0	.0	.0	.0	.0	.0	.0	.0	.0	.0	.0	.0
15.5 Other accident only0	.0	.0	.0	.0	.0	.0	.0	.0	.0	.0	.0
15.6 Medicare Title XVIII exempt from state taxes or fees0	.0	.0	.0	.0	.0	.0	.0	.0	.0	.0	.0
15.7 All other accident and health (b)0	.0	.0	.0	.0	.0	.0	.0	.0	.0	.0	.0
15.8 Federal employees health benefits program premium (b)0	.0	.0	.0	.0	.0	.0	.0	.0	.0	.0	.0
16. Workers' compensation0	.0	.0	.0	.0	.0	.0	.0	.0	.0	.0	.0
17.1 Other Liability - occurrence0	.0	.0	.0	.0	.0	.0	.0	.0	.0	.0	.0
17.2 Other Liability - claims made0	.0	.0	.0	.0	.0	.0	.0	.0	.0	.0	.0
17.3 Excess workers' compensation0	.0	.0	.0	.0	.0	.0	.0	.0	.0	.0	.0
18. Products liability0	.0	.0	.0	.0	.0	.0	.0	.0	.0	.0	.0
19.1 Private passenger auto no-fault (personal injury protection)0	.0	.0	.0	.0	.0	.0	.0	.0	.0	.0	.0
19.2 Other private passenger auto liability	109,856	101,749	.0	44,647	121,110	206,869	210,137	4,319	690	14,167	15,696	5,685
19.3 Commercial auto no-fault (personal injury protection)0	.0	.0	.0	.0	.0	.0	.0	.0	.0	.0	.0
19.4 Other commercial auto liability0	.0	.0	.0	.0	.0	.0	.0	.0	.0	.0	.0
21.1 Private passenger auto physical damage	76,270	70,465	.0	33,060	59,710	67,228	7,539	153	204	49	10,836	3,947
21.2 Commercial auto physical damage0	.0	.0	.0	.0	.0	.0	.0	.0	.0	.0	.0
22. Aircraft (all perils)0	.0	.0	.0	.0	.0	.0	.0	.0	.0	.0	.0
23. Fidelity0	.0	.0	.0	.0	.0	.0	.0	.0	.0	.0	.0
24. Surety0	.0	.0	.0	.0	.0	.0	.0	.0	.0	.0	.0
26. Burglary and theft0	.0	.0	.0	.0	.0	.0	.0	.0	.0	.0	.0
27. Boiler and machinery0	.0	.0	.0	.0	.0	.0	.0	.0	.0	.0	.0
28. Credit0	.0	.0	.0	.0	.0	.0	.0	.0	.0	.0	.0
30. Warranty0	.0	.0	.0	.0	.0	.0	.0	.0	.0	.0	.0
34. Aggregate write-ins for other lines of business0	.0	.0	.0	.0	.0	.0	.0	.0	.0	.0	.0
35. TOTALS (a)	186,126	172,214	0	77,708	180,820	274,097	217,675	4,473	894	14,216	26,532	9,632
DETAILS OF WRITE-INS												
3401.												
3402.												
3403.												
3498. Summary of remaining write-ins for Line 34 from overflow page0	.0	.0	.0	.0	.0	.0	.0	.0	.0	.0	.0
3499. Totals (Lines 3401 thru 3403 plus 3498)(Line 34 above)	0	0	0	0	0	0	0	0	0	0	0	0

(a) Finance and service charges not included in Lines 1 to 35 \$ 3,910

(b) For health business on indicated lines report: Number of persons insured under PPO managed care products 0 and number of persons insured under indemnity only products 0

19 CT



ANNUAL STATEMENT FOR THE YEAR 2012 OF THE American Modern Select Insurance Co.

EXHIBIT OF PREMIUMS AND LOSSES (Statutory Page 14)

NAIC Group Code 0361 Direct Business in the state of Delaware During the Year 2012 NAIC Company Code 38652

Line of Business	Gross Premiums, Including Policy and Membership Fees, Less Return Premiums and Premiums on Policies not Taken		3 Dividends Paid or Credited to Policyholders on Direct Business	4 Direct Unearned Premium Reserves	5 Direct Losses Paid (deducting salvage)	6 Direct Losses Incurred	7 Direct Losses Unpaid	8 Direct Defense and Cost Containment Expense Paid	9 Direct Defense and Cost Containment Expense Incurred	10 Direct Defense and Cost Containment Expense Unpaid	11 Commissions and Brokerage Expenses	12 Taxes, Licenses and Fees
	1 Direct Premiums Written	2 Direct Premiums Earned										
1. Fire0	.0	.0	.0	.0	.0	.0	.0	.0	.0	.0	.0
2.1 Allied lines0	.0	.0	.0	.0	.0	.0	.0	.0	.0	.0	.0
2.2 Multiple peril crop0	.0	.0	.0	.0	.0	.0	.0	.0	.0	.0	.0
2.3 Federal flood0	.0	.0	.0	.0	.0	.0	.0	.0	.0	.0	.0
3. Farmowners multiple peril0	.0	.0	.0	.0	.0	.0	.0	.0	.0	.0	.0
4. Homeowners multiple peril0	.0	.0	.0	.0	.0	.0	.0	.0	.0	.0	.0
5.1 Commercial multiple peril (non-liability portion)0	.0	.0	.0	.0	.0	.0	.0	.0	.0	.0	.0
5.2 Commercial multiple peril (liability portion)0	.0	.0	.0	.0	.0	.0	.0	.0	.0	.0	.0
6. Mortgage guaranty0	.0	.0	.0	.0	.0	.0	.0	.0	.0	.0	.0
8. Ocean marine0	.0	.0	.0	.0	.0	.0	.0	.0	.0	.0	.0
9. Inland marine0	.0	.0	.0	.0	.0	.0	.0	.0	.0	.0	.0
10. Financial guaranty0	.0	.0	.0	.0	.0	.0	.0	.0	.0	.0	.0
11. Medical professional liability0	.0	.0	.0	.0	.0	.0	.0	.0	.0	.0	.0
12. Earthquake0	.0	.0	.0	.0	.0	.0	.0	.0	.0	.0	.0
13. Group accident and health (b)0	.0	.0	.0	.0	.0	.0	.0	.0	.0	.0	.0
14. Credit accident and health (group and individual)0	.0	.0	.0	.0	.0	.0	.0	.0	.0	.0	.0
15.1 Collectively renewable accident and health (b)0	.0	.0	.0	.0	.0	.0	.0	.0	.0	.0	.0
15.2 Non-cancelable accident and health(b)0	.0	.0	.0	.0	.0	.0	.0	.0	.0	.0	.0
15.3 Guaranteed renewable accident and health(b)0	.0	.0	.0	.0	.0	.0	.0	.0	.0	.0	.0
15.4 Non-renewable for stated reasons only (b)0	.0	.0	.0	.0	.0	.0	.0	.0	.0	.0	.0
15.5 Other accident only0	.0	.0	.0	.0	.0	.0	.0	.0	.0	.0	.0
15.6 Medicare Title XVIII exempt from state taxes or fees0	.0	.0	.0	.0	.0	.0	.0	.0	.0	.0	.0
15.7 All other accident and health (b)0	.0	.0	.0	.0	.0	.0	.0	.0	.0	.0	.0
15.8 Federal employees health benefits program premium (b)0	.0	.0	.0	.0	.0	.0	.0	.0	.0	.0	.0
16. Workers' compensation0	.0	.0	.0	.0	.0	.0	.0	.0	.0	.0	.0
17.1 Other Liability - occurrence0	.0	.0	.0	.0	.0	.0	.0	.0	.0	.0	.0
17.2 Other Liability - claims made0	.0	.0	.0	.0	.0	.0	.0	.0	.0	.0	.0
17.3 Excess workers' compensation0	.0	.0	.0	.0	.0	.0	.0	.0	.0	.0	.0
18. Products liability0	.0	.0	.0	.0	.0	.0	.0	.0	.0	.0	.0
19.1 Private passenger auto no-fault (personal injury protection)	20,683	21,297	.0	9,461	65,788	86,036	26,732	271	1,034	905	2,845	1,002
19.2 Other private passenger auto liability	41,925	42,987	.0	19,046	20,351	42,544	54,224	1,604	1,630	864	5,954	2,031
19.3 Commercial auto no-fault (personal injury protection)0	.0	.0	.0	.0	.0	.0	.0	.0	.0	.0	.0
19.4 Other commercial auto liability0	.0	.0	.0	.0	.0	.0	.0	.0	.0	.0	.0
21.1 Private passenger auto physical damage	19,103	19,985	.0	8,653	9,389	15,641	6,352	77	129	24	2,915	926
21.2 Commercial auto physical damage0	.0	.0	.0	.0	.0	.0	.0	.0	.0	.0	.0
22. Aircraft (all perils)0	.0	.0	.0	.0	.0	.0	.0	.0	.0	.0	.0
23. Fidelity0	.0	.0	.0	.0	.0	.0	.0	.0	.0	.0	.0
24. Surety0	.0	.0	.0	.0	.0	.0	.0	.0	.0	.0	.0
26. Burglary and theft0	.0	.0	.0	.0	.0	.0	.0	.0	.0	.0	.0
27. Boiler and machinery0	.0	.0	.0	.0	.0	.0	.0	.0	.0	.0	.0
28. Credit0	.0	.0	.0	.0	.0	.0	.0	.0	.0	.0	.0
30. Warranty0	.0	.0	.0	.0	.0	.0	.0	.0	.0	.0	.0
34. Aggregate write-ins for other lines of business0	.0	.0	.0	.0	.0	.0	.0	.0	.0	.0	.0
35. TOTALS (a)	81,712	84,268	0	37,160	95,528	144,220	87,308	1,952	2,793	1,793	11,713	3,959
DETAILS OF WRITE-INS												
3401.												
3402.												
3403.												
3498. Summary of remaining write-ins for Line 34 from overflow page0	.0	.0	.0	.0	.0	.0	.0	.0	.0	.0	.0
3499. Totals (Lines 3401 thru 3403 plus 3498)(Line 34 above)	0	0	0	0	0	0	0	0	0	0	0	0

(a) Finance and service charges not included in Lines 1 to 35 \$ 1,659
 (b) For health business on indicated lines report: Number of persons insured under PPO managed care products 0 and number of persons insured under indemnity only products 0

19.DE



ANNUAL STATEMENT FOR THE YEAR 2012 OF THE American Modern Select Insurance Co.

EXHIBIT OF PREMIUMS AND LOSSES (Statutory Page 14)

NAIC Group Code 0361

Direct Business in the state of District of Columbia

During the Year 2012

NAIC Company Code 38652

Line of Business	Gross Premiums, Including Policy and Membership Fees, Less Return Premiums and Premiums on Policies not Taken		3 Dividends Paid or Credited to Policyholders on Direct Business	4 Direct Unearned Premium Reserves	5 Direct Losses Paid (deducting salvage)	6 Direct Losses Incurred	7 Direct Losses Unpaid	8 Direct Defense and Cost Containment Expense Paid	9 Direct Defense and Cost Containment Expense Incurred	10 Direct Defense and Cost Containment Expense Unpaid	11 Commissions and Brokerage Expenses	12 Taxes, Licenses and Fees
	1 Direct Premiums Written	2 Direct Premiums Earned										
1. Fire												
2.1 Allied lines												
2.2 Multiple peril crop												
2.3 Federal flood												
3. Farmowners multiple peril												
4. Homeowners multiple peril												
5.1 Commercial multiple peril (non-liability portion)												
5.2 Commercial multiple peril (liability portion)												
6. Mortgage guaranty												
8. Ocean marine												
9. Inland marine												
10. Financial guaranty												
11. Medical professional liability												
12. Earthquake												
13. Group accident and health (b)												
14. Credit accident and health (group and individual)												
15.1 Collectively renewable accident and health (b)												
15.2 Non-cancelable accident and health(b)												
15.3 Guaranteed renewable accident and health(b)												
15.4 Non-renewable for stated reasons only (b)												
15.5 Other accident only												
15.6 Medicare Title XVIII exempt from state taxes or fees												
15.7 All other accident and health (b)												
15.8 Federal employees health benefits program premium (b)												
16. Workers' compensation												
17.1 Other Liability - occurrence												
17.2 Other Liability - claims made												
17.3 Excess workers' compensation												
18. Products liability												
19.1 Private passenger auto no-fault (personal injury protection)												
19.2 Other private passenger auto liability												
19.3 Commercial auto no-fault (personal injury protection)												
19.4 Other commercial auto liability												
21.1 Private passenger auto physical damage												
21.2 Commercial auto physical damage												
22. Aircraft (all perils)												
23. Fidelity												
24. Surety												
26. Burglary and theft												
27. Boiler and machinery												
28. Credit												
30. Warranty												
34. Aggregate write-ins for other lines of business												
35. TOTALS (a)												
DETAILS OF WRITE-INS												
3401.												
3402.												
3403.												
3498. Summary of remaining write-ins for Line 34 from overflow page												
3499. Totals (Lines 3401 thru 3403 plus 3498)(Line 34 above)												

NONE

(a) Finance and service charges not included in Lines 1 to 35 \$

(b) For health business on indicated lines report: Number of persons insured under PPO managed care products and number of persons insured under indemnity only products

19.DC



ANNUAL STATEMENT FOR THE YEAR 2012 OF THE American Modern Select Insurance Co.

EXHIBIT OF PREMIUMS AND LOSSES (Statutory Page 14)

NAIC Group Code 0361

Direct Business in the state of Florida

During the Year 2012

NAIC Company Code 38652

Line of Business	Gross Premiums, Including Policy and Membership Fees, Less Return Premiums and Premiums on Policies not Taken		3 Dividends Paid or Credited to Policyholders on Direct Business	4 Direct Unearned Premium Reserves	5 Direct Losses Paid (deducting salvage)	6 Direct Losses Incurred	7 Direct Losses Unpaid	8 Direct Defense and Cost Containment Expense Paid	9 Direct Defense and Cost Containment Expense Incurred	10 Direct Defense and Cost Containment Expense Unpaid	11 Commissions and Brokerage Expenses	12 Taxes, Licenses and Fees
	1 Direct Premiums Written	2 Direct Premiums Earned										
1. Fire												
2.1 Allied lines												
2.2 Multiple peril crop												
2.3 Federal flood												
3. Farmowners multiple peril												
4. Homeowners multiple peril												
5.1 Commercial multiple peril (non-liability portion)												
5.2 Commercial multiple peril (liability portion)												
6. Mortgage guaranty												
8. Ocean marine												
9. Inland marine												
10. Financial guaranty												
11. Medical professional liability												
12. Earthquake												
13. Group accident and health (b)												
14. Credit accident and health (group and individual)												
15.1 Collectively renewable accident and health (b)												
15.2 Non-cancelable accident and health(b)												
15.3 Guaranteed renewable accident and health(b)												
15.4 Non-renewable for stated reasons only (b)												
15.5 Other accident only												
15.6 Medicare Title XVIII exempt from state taxes or fees												
15.7 All other accident and health (b)												
15.8 Federal employees health benefits program premium (b)												
16. Workers' compensation												
17.1 Other Liability - occurrence												
17.2 Other Liability - claims made												
17.3 Excess workers' compensation												
18. Products liability												
19.1 Private passenger auto no-fault (personal injury protection)												
19.2 Other private passenger auto liability												
19.3 Commercial auto no-fault (personal injury protection)												
19.4 Other commercial auto liability												
21.1 Private passenger auto physical damage												
21.2 Commercial auto physical damage												
22. Aircraft (all perils)												
23. Fidelity												
24. Surety												
26. Burglary and theft												
27. Boiler and machinery												
28. Credit												
30. Warranty												
34. Aggregate write-ins for other lines of business												
35. TOTALS (a)												
DETAILS OF WRITE-INS												
3401.												
3402.												
3403.												
3498. Summary of remaining write-ins for Line 34 from overflow page												
3499. Totals (Lines 3401 thru 3403 plus 3498)(Line 34 above)												

NONE

(a) Finance and service charges not included in Lines 1 to 35 \$

(b) For health business on indicated lines report: Number of persons insured under PPO managed care products and number of persons insured under indemnity only products

19.FL



ANNUAL STATEMENT FOR THE YEAR 2012 OF THE American Modern Select Insurance Co.

EXHIBIT OF PREMIUMS AND LOSSES (Statutory Page 14)

NAIC Group Code 0361

Direct Business in the state of Georgia

During the Year 2012

NAIC Company Code 38652

Line of Business	Gross Premiums, Including Policy and Membership Fees, Less Return Premiums and Premiums on Policies not Taken		3 Dividends Paid or Credited to Policyholders on Direct Business	4 Direct Unearned Premium Reserves	5 Direct Losses Paid (deducting salvage)	6 Direct Losses Incurred	7 Direct Losses Unpaid	8 Direct Defense and Cost Containment Expense Paid	9 Direct Defense and Cost Containment Expense Incurred	10 Direct Defense and Cost Containment Expense Unpaid	11 Commissions and Brokerage Expenses	12 Taxes, Licenses and Fees
	1 Direct Premiums Written	2 Direct Premiums Earned										
1. Fire	9,222,204	7,757,011	.0	4,837,478	2,898,032	3,146,662	768,134	37,083	55,839	19,046	1,235,123	302,949
2.1 Allied lines	5,061,825	4,225,987	.0	2,593,059	2,656,088	2,597,376	239,975	7,912	9,900	2,106	698,255	166,281
2.2 Multiple peril crop0	.0	.0	.0	.0	.0	.0	.0	.0	.0	.0	.0
2.3 Federal flood0	.0	.0	.0	.0	.0	.0	.0	.0	.0	.0	.0
3. Farmowners multiple peril0	.0	.0	.0	.0	.0	.0	.0	.0	.0	.0	.0
4. Homeowners multiple peril	9,581,900	7,495,970	.0	5,041,745	2,800,655	2,766,175	791,345	44,195	40,306	3,255	1,440,491	314,765
5.1 Commercial multiple peril (non-liability portion)0	.0	.0	.0	.0	.0	.0	.0	.0	.0	.0	.0
5.2 Commercial multiple peril (liability portion)0	.0	.0	.0	.0	.0	.0	.0	.0	.0	.0	.0
6. Mortgage guaranty0	.0	.0	.0	.0	.0	.0	.0	.0	.0	.0	.0
8. Ocean marine0	.0	.0	.0	.0	.0	.0	.0	.0	.0	.0	.0
9. Inland marine	1,981	1,443	.0	555	.0	.0	.0	.0	.0	.0	336	65
10. Financial guaranty0	.0	.0	.0	.0	.0	.0	.0	.0	.0	.0	.0
11. Medical professional liability0	.0	.0	.0	.0	.0	.0	.0	.0	.0	.0	.0
12. Earthquake0	.0	.0	.0	.0	.0	.0	.0	.0	.0	.0	.0
13. Group accident and health (b)0	.0	.0	.0	.0	.0	.0	.0	.0	.0	.0	.0
14. Credit accident and health (group and individual)0	.0	.0	.0	.0	.0	.0	.0	.0	.0	.0	.0
15.1 Collectively renewable accident and health (b)0	.0	.0	.0	.0	.0	.0	.0	.0	.0	.0	.0
15.2 Non-cancelable accident and health(b)0	.0	.0	.0	.0	.0	.0	.0	.0	.0	.0	.0
15.3 Guaranteed renewable accident and health(b)0	.0	.0	.0	.0	.0	.0	.0	.0	.0	.0	.0
15.4 Non-renewable for stated reasons only (b)0	.0	.0	.0	.0	.0	.0	.0	.0	.0	.0	.0
15.5 Other accident only0	.0	.0	.0	.0	.0	.0	.0	.0	.0	.0	.0
15.6 Medicare Title XVIII exempt from state taxes or fees0	.0	.0	.0	.0	.0	.0	.0	.0	.0	.0	.0
15.7 All other accident and health (b)0	.0	.0	.0	.0	.0	.0	.0	.0	.0	.0	.0
15.8 Federal employees health benefits program premium (b)0	.0	.0	.0	.0	.0	.0	.0	.0	.0	.0	.0
16. Workers' compensation0	.0	.0	.0	.0	.0	.0	.0	.0	.0	.0	.0
17.1 Other Liability - occurrence	1,441,575	1,233,412	.0	749,899	157,687	323,432	499,267	1,756	(232)	2,451	201,877	47,356
17.2 Other Liability - claims made0	.0	.0	.0	.0	.0	.0	.0	.0	.0	.0	.0
17.3 Excess workers' compensation0	.0	.0	.0	.0	.0	.0	.0	.0	.0	.0	.0
18. Products liability0	.0	.0	.0	.0	.0	.0	.0	.0	.0	.0	.0
19.1 Private passenger auto no-fault (personal injury protection)0	.0	.0	.0	.0	.0	.0	.0	.0	.0	.0	.0
19.2 Other private passenger auto liability	322,753	353,729	.0	162,988	328,929	294,190	371,539	5,605	(13,225)	7,374	33,655	10,602
19.3 Commercial auto no-fault (personal injury protection)0	.0	.0	.0	.0	.0	.0	.0	.0	.0	.0	.0
19.4 Other commercial auto liability0	.0	.0	.0	.0	.0	.0	.0	.0	.0	.0	.0
21.1 Private passenger auto physical damage	229,745	312,350	.0	105,415	244,725	304,364	75,492	378	488	120	24,275	7,547
21.2 Commercial auto physical damage0	.0	.0	.0	.0	.0	.0	.0	.0	.0	.0	.0
22. Aircraft (all perils)0	.0	.0	.0	.0	.0	.0	.0	.0	.0	.0	.0
23. Fidelity0	.0	.0	.0	.0	.0	.0	.0	.0	.0	.0	.0
24. Surety0	.0	.0	.0	.0	.0	.0	.0	.0	.0	.0	.0
26. Burglary and theft0	.0	.0	.0	.0	.0	.0	.0	.0	.0	.0	.0
27. Boiler and machinery0	.0	.0	.0	.0	.0	.0	.0	.0	.0	.0	.0
28. Credit0	.0	.0	.0	.0	.0	.0	.0	.0	.0	.0	.0
30. Warranty0	.0	.0	.0	.0	.0	.0	.0	.0	.0	.0	.0
34. Aggregate write-ins for other lines of business0	.0	.0	.0	.0	.0	.0	.0	.0	.0	.0	.0
35. TOTALS (a)	25,861,983	21,379,902	0	13,491,139	9,086,116	9,432,199	2,745,752	96,929	93,077	34,352	3,634,011	849,566
DETAILS OF WRITE-INS												
3401.												
3402.												
3403.												
3498. Summary of remaining write-ins for Line 34 from overflow page0	.0	.0	.0	.0	.0	.0	.0	.0	.0	.0	.0
3499. Totals (Lines 3401 thru 3403 plus 3498)(Line 34 above)	0	0	0	0	0	0	0	0	0	0	0	0

(a) Finance and service charges not included in Lines 1 to 35 \$ 282,085

(b) For health business on indicated lines report: Number of persons insured under PPO managed care products 0 and number of persons insured under indemnity only products 0

19 GA



ANNUAL STATEMENT FOR THE YEAR 2012 OF THE American Modern Select Insurance Co.

EXHIBIT OF PREMIUMS AND LOSSES (Statutory Page 14)

NAIC Group Code 0361

Direct Business in the state of Hawaii

During the Year 2012

NAIC Company Code 38652

Line of Business	Gross Premiums, Including Policy and Membership Fees, Less Return Premiums and Premiums on Policies not Taken		3 Dividends Paid or Credited to Policyholders on Direct Business	4 Direct Unearned Premium Reserves	5 Direct Losses Paid (deducting salvage)	6 Direct Losses Incurred	7 Direct Losses Unpaid	8 Direct Defense and Cost Containment Expense Paid	9 Direct Defense and Cost Containment Expense Incurred	10 Direct Defense and Cost Containment Expense Unpaid	11 Commissions and Brokerage Expenses	12 Taxes, Licenses and Fees
	1 Direct Premiums Written	2 Direct Premiums Earned										
1. Fire												
2.1 Allied lines												
2.2 Multiple peril crop												
2.3 Federal flood												
3. Farmowners multiple peril												
4. Homeowners multiple peril												
5.1 Commercial multiple peril (non-liability portion)												
5.2 Commercial multiple peril (liability portion)												
6. Mortgage guaranty												
8. Ocean marine												
9. Inland marine												
10. Financial guaranty												
11. Medical professional liability												
12. Earthquake												
13. Group accident and health (b)												
14. Credit accident and health (group and individual)												
15.1 Collectively renewable accident and health (b)												
15.2 Non-cancelable accident and health(b)												
15.3 Guaranteed renewable accident and health(b)												
15.4 Non-renewable for stated reasons only (b)												
15.5 Other accident only												
15.6 Medicare Title XVIII exempt from state taxes or fees												
15.7 All other accident and health (b)												
15.8 Federal employees health benefits program premium (b)												
16. Workers' compensation												
17.1 Other Liability - occurrence												
17.2 Other Liability - claims made												
17.3 Excess workers' compensation												
18. Products liability												
19.1 Private passenger auto no-fault (personal injury protection)												
19.2 Other private passenger auto liability												
19.3 Commercial auto no-fault (personal injury protection)												
19.4 Other commercial auto liability												
21.1 Private passenger auto physical damage												
21.2 Commercial auto physical damage												
22. Aircraft (all perils)												
23. Fidelity												
24. Surety												
26. Burglary and theft												
27. Boiler and machinery												
28. Credit												
30. Warranty												
34. Aggregate write-ins for other lines of business												
35. TOTALS (a)												
DETAILS OF WRITE-INS												
3401.												
3402.												
3403.												
3498. Summary of remaining write-ins for Line 34 from overflow page												
3499. Totals (Lines 3401 thru 3403 plus 3498)(Line 34 above)												

NONE

(a) Finance and service charges not included in Lines 1 to 35 \$

(b) For health business on indicated lines report: Number of persons insured under PPO managed care products and number of persons insured under indemnity only products

19.HI



ANNUAL STATEMENT FOR THE YEAR 2012 OF THE American Modern Select Insurance Co.

EXHIBIT OF PREMIUMS AND LOSSES (Statutory Page 14)

NAIC Group Code 0361 Direct Business in the state of Idaho During the Year 2012 NAIC Company Code 38652

Line of Business	Gross Premiums, Including Policy and Membership Fees, Less Return Premiums and Premiums on Policies not Taken		3 Dividends Paid or Credited to Policyholders on Direct Business	4 Direct Unearned Premium Reserves	5 Direct Losses Paid (deducting salvage)	6 Direct Losses Incurred	7 Direct Losses Unpaid	8 Direct Defense and Cost Containment Expense Paid	9 Direct Defense and Cost Containment Expense Incurred	10 Direct Defense and Cost Containment Expense Unpaid	11 Commissions and Brokerage Expenses	12 Taxes, Licenses and Fees
	1 Direct Premiums Written	2 Direct Premiums Earned										
1. Fire	175,576	143,617	.0	91,897	1,589	1,734	144	.0	.0	.0	28,868	6,505
2.1 Allied lines	98,502	84,721	.0	50,771	5,928	11,828	9,034	.0	.0	.0	17,029	3,649
2.2 Multiple peril crop0	.0	.0	.0	.0	.0	.0	.0	.0	.0	.0	.0
2.3 Federal flood0	.0	.0	.0	.0	.0	.0	.0	.0	.0	.0	.0
3. Farmowners multiple peril0	.0	.0	.0	.0	.0	.0	.0	.0	.0	.0	.0
4. Homeowners multiple peril0	.0	.0	.0	.0	.0	.0	.0	.0	.0	.0	.0
5.1 Commercial multiple peril (non-liability portion)0	.0	.0	.0	.0	.0	.0	.0	.0	.0	.0	.0
5.2 Commercial multiple peril (liability portion)0	.0	.0	.0	.0	.0	.0	.0	.0	.0	.0	.0
6. Mortgage guaranty0	.0	.0	.0	.0	.0	.0	.0	.0	.0	.0	.0
8. Ocean marine0	.0	.0	.0	.0	.0	.0	.0	.0	.0	.0	.0
9. Inland marine0	.0	.0	.0	.0	.0	.0	.0	.0	.0	.0	.0
10. Financial guaranty0	.0	.0	.0	.0	.0	.0	.0	.0	.0	.0	.0
11. Medical professional liability0	.0	.0	.0	.0	.0	.0	.0	.0	.0	.0	.0
12. Earthquake0	.0	.0	.0	.0	.0	.0	.0	.0	.0	.0	.0
13. Group accident and health (b)0	.0	.0	.0	.0	.0	.0	.0	.0	.0	.0	.0
14. Credit accident and health (group and individual)0	.0	.0	.0	.0	.0	.0	.0	.0	.0	.0	.0
15.1 Collectively renewable accident and health (b)0	.0	.0	.0	.0	.0	.0	.0	.0	.0	.0	.0
15.2 Non-cancelable accident and health(b)0	.0	.0	.0	.0	.0	.0	.0	.0	.0	.0	.0
15.3 Guaranteed renewable accident and health(b)0	.0	.0	.0	.0	.0	.0	.0	.0	.0	.0	.0
15.4 Non-renewable for stated reasons only (b)0	.0	.0	.0	.0	.0	.0	.0	.0	.0	.0	.0
15.5 Other accident only0	.0	.0	.0	.0	.0	.0	.0	.0	.0	.0	.0
15.6 Medicare Title XVIII exempt from state taxes or fees0	.0	.0	.0	.0	.0	.0	.0	.0	.0	.0	.0
15.7 All other accident and health (b)0	.0	.0	.0	.0	.0	.0	.0	.0	.0	.0	.0
15.8 Federal employees health benefits program premium (b)0	.0	.0	.0	.0	.0	.0	.0	.0	.0	.0	.0
16. Workers' compensation0	.0	.0	.0	.0	.0	.0	.0	.0	.0	.0	.0
17.1 Other Liability - occurrence	29,675	25,033	.0	15,662	.0	.0	.0	.0	.0	.0	5,069	1,099
17.2 Other Liability - claims made0	.0	.0	.0	.0	.0	.0	.0	.0	.0	.0	.0
17.3 Excess workers' compensation0	.0	.0	.0	.0	.0	.0	.0	.0	.0	.0	.0
18. Products liability0	.0	.0	.0	.0	.0	.0	.0	.0	.0	.0	.0
19.1 Private passenger auto no-fault (personal injury protection)0	.0	.0	.0	.0	.0	.0	.0	.0	.0	.0	.0
19.2 Other private passenger auto liability	48,650	46,460	.0	21,385	35,924	135,659	124,767	17	204	294	8,469	1,802
19.3 Commercial auto no-fault (personal injury protection)0	.0	.0	.0	.0	.0	.0	.0	.0	.0	.0	.0
19.4 Other commercial auto liability0	.0	.0	.0	.0	.0	.0	.0	.0	.0	.0	.0
21.1 Private passenger auto physical damage	34,277	35,572	.0	15,115	26,424	33,099	6,714	38	90	12	5,932	1,270
21.2 Commercial auto physical damage0	.0	.0	.0	.0	.0	.0	.0	.0	.0	.0	.0
22. Aircraft (all perils)0	.0	.0	.0	.0	.0	.0	.0	.0	.0	.0	.0
23. Fidelity0	.0	.0	.0	.0	.0	.0	.0	.0	.0	.0	.0
24. Surety0	.0	.0	.0	.0	.0	.0	.0	.0	.0	.0	.0
26. Burglary and theft0	.0	.0	.0	.0	.0	.0	.0	.0	.0	.0	.0
27. Boiler and machinery0	.0	.0	.0	.0	.0	.0	.0	.0	.0	.0	.0
28. Credit0	.0	.0	.0	.0	.0	.0	.0	.0	.0	.0	.0
30. Warranty0	.0	.0	.0	.0	.0	.0	.0	.0	.0	.0	.0
34. Aggregate write-ins for other lines of business0	.0	.0	.0	.0	.0	.0	.0	.0	.0	.0	.0
35. TOTALS (a)	386,679	335,403	0	194,828	69,865	182,319	140,660	55	294	306	65,367	14,326
DETAILS OF WRITE-INS												
3401.												
3402.												
3403.												
3498. Summary of remaining write-ins for Line 34 from overflow page0	.0	.0	.0	.0	.0	.0	.0	.0	.0	.0	.0
3499. Totals (Lines 3401 thru 3403 plus 3498)(Line 34 above)	0	0	0	0	0	0	0	0	0	0	0	0

(a) Finance and service charges not included in Lines 1 to 35 \$ 4,793
 (b) For health business on indicated lines report: Number of persons insured under PPO managed care products 0 and number of persons insured under indemnity only products 0

19.1D



ANNUAL STATEMENT FOR THE YEAR 2012 OF THE American Modern Select Insurance Co.

EXHIBIT OF PREMIUMS AND LOSSES (Statutory Page 14)

NAIC Group Code 0361

Direct Business in the state of Illinois

During the Year 2012

NAIC Company Code 38652

Table with 12 columns: Line of Business, Direct Premiums Written, Direct Premiums Earned, Dividends Paid or Credited to Policyholders on Direct Business, Direct Unearned Premium Reserves, Direct Losses Paid (deducting salvage), Direct Losses Incurred, Direct Losses Unpaid, Direct Defense and Cost Containment Expense Paid, Direct Defense and Cost Containment Expense Incurred, Direct Defense and Cost Containment Expense Unpaid, Commissions and Brokerage Expenses, Taxes, Licenses and Fees. Rows include various insurance lines like Fire, Multiple peril crop, Federal flood, etc., and a TOTALS (a) row.

(a) Finance and service charges not included in Lines 1 to 35 \$ 114,474

(b) For health business on indicated lines report: Number of persons insured under PPO managed care products 0 and number of persons insured under indemnity only products 0

19.1L



ANNUAL STATEMENT FOR THE YEAR 2012 OF THE American Modern Select Insurance Co.

EXHIBIT OF PREMIUMS AND LOSSES (Statutory Page 14)

NAIC Group Code 0361 Direct Business in the state of Indiana During the Year 2012 NAIC Company Code 38652

Line of Business	Gross Premiums, Including Policy and Membership Fees, Less Return Premiums and Premiums on Policies not Taken		3 Dividends Paid or Credited to Policyholders on Direct Business	4 Direct Unearned Premium Reserves	5 Direct Losses Paid (deducting salvage)	6 Direct Losses Incurred	7 Direct Losses Unpaid	8 Direct Defense and Cost Containment Expense Paid	9 Direct Defense and Cost Containment Expense Incurred	10 Direct Defense and Cost Containment Expense Unpaid	11 Commissions and Brokerage Expenses	12 Taxes, Licenses and Fees
	1 Direct Premiums Written	2 Direct Premiums Earned										
1. Fire	3,870,107	3,518,275	.0	1,842,494	1,313,135	1,225,216	256,304	6,796	9,957	3,490	684,086	81,853
2.1 Allied lines	1,863,042	1,694,769	.0	818,141	1,227,233	1,213,283	50,302	3,488	4,422	935	329,565	39,403
2.2 Multiple peril crop	.0	.0	.0	.0	.0	.0	.0	.0	.0	.0	.0	.0
2.3 Federal flood	.0	.0	.0	.0	.0	.0	.0	.0	.0	.0	.0	.0
3. Farmowners multiple peril	.0	.0	.0	.0	.0	.0	.0	.0	.0	.0	.0	.0
4. Homeowners multiple peril	3,689,402	3,444,774	.0	1,967,093	2,746,191	2,812,963	373,907	10,368	(8,832)	7,203	669,566	78,031
5.1 Commercial multiple peril (non-liability portion)	.0	.0	.0	.0	.0	.0	.0	.0	.0	.0	.0	.0
5.2 Commercial multiple peril (liability portion)	.0	.0	.0	.0	.0	.0	.0	.0	.0	.0	.0	.0
6. Mortgage guaranty	.0	.0	.0	.0	.0	.0	.0	.0	.0	.0	.0	.0
8. Ocean marine	.0	.0	.0	.0	.0	.0	.0	.0	.0	.0	.0	.0
9. Inland marine	1,339	1,582	.0	514	.0	.0	.0	.0	.0	.0	261	28
10. Financial guaranty	.0	.0	.0	.0	.0	.0	.0	.0	.0	.0	.0	.0
11. Medical professional liability	.0	.0	.0	.0	.0	.0	.0	.0	.0	.0	.0	.0
12. Earthquake	.0	.0	.0	.0	.0	.0	.0	.0	.0	.0	.0	.0
13. Group accident and health (b)	.0	.0	.0	.0	.0	.0	.0	.0	.0	.0	.0	.0
14. Credit accident and health (group and individual)	.0	.0	.0	.0	.0	.0	.0	.0	.0	.0	.0	.0
15.1 Collectively renewable accident and health (b)	.0	.0	.0	.0	.0	.0	.0	.0	.0	.0	.0	.0
15.2 Non-cancelable accident and health(b)	.0	.0	.0	.0	.0	.0	.0	.0	.0	.0	.0	.0
15.3 Guaranteed renewable accident and health(b)	.0	.0	.0	.0	.0	.0	.0	.0	.0	.0	.0	.0
15.4 Non-renewable for stated reasons only (b)	.0	.0	.0	.0	.0	.0	.0	.0	.0	.0	.0	.0
15.5 Other accident only	.0	.0	.0	.0	.0	.0	.0	.0	.0	.0	.0	.0
15.6 Medicare Title XVIII exempt from state taxes or fees	.0	.0	.0	.0	.0	.0	.0	.0	.0	.0	.0	.0
15.7 All other accident and health (b)	.0	.0	.0	.0	.0	.0	.0	.0	.0	.0	.0	.0
15.8 Federal employees health benefits program premium (b)	.0	.0	.0	.0	.0	.0	.0	.0	.0	.0	.0	.0
16. Workers' compensation	.0	.0	.0	.0	.0	.0	.0	.0	.0	.0	.0	.0
17.1 Other Liability - occurrence	622,966	567,188	.0	290,814	302,245	717,519	764,570	33,263	38,203	23,931	111,756	13,176
17.2 Other Liability - claims made	.0	.0	.0	.0	.0	.0	.0	.0	.0	.0	.0	.0
17.3 Excess workers' compensation	.0	.0	.0	.0	.0	.0	.0	.0	.0	.0	.0	.0
18. Products liability	.0	.0	.0	.0	.0	.0	.0	.0	.0	.0	.0	.0
19.1 Private passenger auto no-fault (personal injury protection)	.0	.0	.0	.0	.0	.0	.0	.0	.0	.0	.0	.0
19.2 Other private passenger auto liability	.0	.0	.0	.0	.0	.0	.0	.0	.0	.0	.0	.0
19.3 Commercial auto no-fault (personal injury protection)	.0	.0	.0	.0	.0	.0	.0	.0	.0	.0	.0	.0
19.4 Other commercial auto liability	.0	.0	.0	.0	.0	.0	.0	.0	.0	.0	.0	.0
21.1 Private passenger auto physical damage	.0	.0	.0	.0	.0	.0	.0	.0	.0	.0	.0	.0
21.2 Commercial auto physical damage	.0	.0	.0	.0	.0	.0	.0	.0	.0	.0	.0	.0
22. Aircraft (all perils)	.0	.0	.0	.0	.0	.0	.0	.0	.0	.0	.0	.0
23. Fidelity	.0	.0	.0	.0	.0	.0	.0	.0	.0	.0	.0	.0
24. Surety	.0	.0	.0	.0	.0	.0	.0	.0	.0	.0	.0	.0
26. Burglary and theft	.0	.0	.0	.0	.0	.0	.0	.0	.0	.0	.0	.0
27. Boiler and machinery	.0	.0	.0	.0	.0	.0	.0	.0	.0	.0	.0	.0
28. Credit	.0	.0	.0	.0	.0	.0	.0	.0	.0	.0	.0	.0
30. Warranty	.0	.0	.0	.0	.0	.0	.0	.0	.0	.0	.0	.0
34. Aggregate write-ins for other lines of business	.0	.0	.0	.0	.0	.0	.0	.0	.0	.0	.0	.0
35. TOTALS (a)	10,046,866	9,226,587	0	4,919,056	5,588,804	5,968,981	1,445,083	53,915	43,751	35,559	1,795,233	212,491
DETAILS OF WRITE-INS												
3401.												
3402.												
3403.												
3498. Summary of remaining write-ins for Line 34 from overflow page	.0	.0	.0	.0	.0	.0	.0	.0	.0	.0	.0	.0
3499. Totals (Lines 3401 thru 3403 plus 3498)(Line 34 above)	0	0	0	0	0	0	0	0	0	0	0	0

(a) Finance and service charges not included in Lines 1 to 35 \$ 154,843

(b) For health business on indicated lines report: Number of persons insured under PPO managed care products 0 and number of persons insured under indemnity only products 0

191



ANNUAL STATEMENT FOR THE YEAR 2012 OF THE American Modern Select Insurance Co.

EXHIBIT OF PREMIUMS AND LOSSES (Statutory Page 14)

NAIC Group Code 0361 Direct Business in the state of Iowa During the Year 2012 NAIC Company Code 38652

Line of Business	Gross Premiums, Including Policy and Membership Fees, Less Return Premiums and Premiums on Policies not Taken		3 Dividends Paid or Credited to Policyholders on Direct Business	4 Direct Unearned Premium Reserves	5 Direct Losses Paid (deducting salvage)	6 Direct Losses Incurred	7 Direct Losses Unpaid	8 Direct Defense and Cost Containment Expense Paid	9 Direct Defense and Cost Containment Expense Incurred	10 Direct Defense and Cost Containment Expense Unpaid	11 Commissions and Brokerage Expenses	12 Taxes, Licenses and Fees
	1 Direct Premiums Written	2 Direct Premiums Earned										
1. Fire	1,068,006	985,393	.0	545,828	454,224	288,429	95,232	160	(112)	82	190,624	28,035
2.1 Allied lines	507,253	472,385	.0	245,814	278,339	214,154	38,852	2,281	2,904	623	92,584	13,315
2.2 Multiple peril crop	.0	.0	.0	.0	.0	.0	.0	.0	.0	.0	.0	.0
2.3 Federal flood	.0	.0	.0	.0	.0	.0	.0	.0	.0	.0	.0	.0
3. Farmowners multiple peril	.0	.0	.0	.0	.0	.0	.0	.0	.0	.0	.0	.0
4. Homeowners multiple peril	981,593	840,173	.0	550,902	408,950	462,627	140,262	1	39	145	179,348	25,767
5.1 Commercial multiple peril (non-liability portion)	.0	.0	.0	.0	.0	.0	.0	.0	.0	.0	.0	.0
5.2 Commercial multiple peril (liability portion)	.0	.0	.0	.0	.0	.0	.0	.0	.0	.0	.0	.0
6. Mortgage guaranty	.0	.0	.0	.0	.0	.0	.0	.0	.0	.0	.0	.0
8. Ocean marine	.0	.0	.0	.0	.0	.0	.0	.0	.0	.0	.0	.0
9. Inland marine	918	964	.0	356	.0	.0	.0	.0	.0	.0	147	24
10. Financial guaranty	.0	.0	.0	.0	.0	.0	.0	.0	.0	.0	.0	.0
11. Medical professional liability	.0	.0	.0	.0	.0	.0	.0	.0	.0	.0	.0	.0
12. Earthquake	.0	.0	.0	.0	.0	.0	.0	.0	.0	.0	.0	.0
13. Group accident and health (b)	.0	.0	.0	.0	.0	.0	.0	.0	.0	.0	.0	.0
14. Credit accident and health (group and individual)	.0	.0	.0	.0	.0	.0	.0	.0	.0	.0	.0	.0
15.1 Collectively renewable accident and health (b)	.0	.0	.0	.0	.0	.0	.0	.0	.0	.0	.0	.0
15.2 Non-cancelable accident and health(b)	.0	.0	.0	.0	.0	.0	.0	.0	.0	.0	.0	.0
15.3 Guaranteed renewable accident and health(b)	.0	.0	.0	.0	.0	.0	.0	.0	.0	.0	.0	.0
15.4 Non-renewable for stated reasons only (b)	.0	.0	.0	.0	.0	.0	.0	.0	.0	.0	.0	.0
15.5 Other accident only	.0	.0	.0	.0	.0	.0	.0	.0	.0	.0	.0	.0
15.6 Medicare Title XVIII exempt from state taxes or fees	.0	.0	.0	.0	.0	.0	.0	.0	.0	.0	.0	.0
15.7 All other accident and health (b)	.0	.0	.0	.0	.0	.0	.0	.0	.0	.0	.0	.0
15.8 Federal employees health benefits program premium (b)	.0	.0	.0	.0	.0	.0	.0	.0	.0	.0	.0	.0
16. Workers' compensation	.0	.0	.0	.0	.0	.0	.0	.0	.0	.0	.0	.0
17.1 Other Liability - occurrence	161,845	146,840	.0	82,218	18,131	(19,046)	61,569	937	(20,213)	940	29,886	4,248
17.2 Other Liability - claims made	.0	.0	.0	.0	.0	.0	.0	.0	.0	.0	.0	.0
17.3 Excess workers' compensation	.0	.0	.0	.0	.0	.0	.0	.0	.0	.0	.0	.0
18. Products liability	.0	.0	.0	.0	.0	.0	.0	.0	.0	.0	.0	.0
19.1 Private passenger auto no-fault (personal injury protection)	.0	.0	.0	.0	.0	.0	.0	.0	.0	.0	.0	.0
19.2 Other private passenger auto liability	67,210	74,033	.0	29,073	5,424	35,577	31,565	.0	40	74	11,083	1,764
19.3 Commercial auto no-fault (personal injury protection)	.0	.0	.0	.0	.0	.0	.0	.0	.0	.0	.0	.0
19.4 Other commercial auto liability	.0	.0	.0	.0	.0	.0	.0	.0	.0	.0	.0	.0
21.1 Private passenger auto physical damage	11,526	15,163	.0	5,688	34,210	35,058	867	77	101	24	1,877	303
21.2 Commercial auto physical damage	.0	.0	.0	.0	.0	.0	.0	.0	.0	.0	.0	.0
22. Aircraft (all perils)	.0	.0	.0	.0	.0	.0	.0	.0	.0	.0	.0	.0
23. Fidelity	.0	.0	.0	.0	.0	.0	.0	.0	.0	.0	.0	.0
24. Surety	.0	.0	.0	.0	.0	.0	.0	.0	.0	.0	.0	.0
26. Burglary and theft	.0	.0	.0	.0	.0	.0	.0	.0	.0	.0	.0	.0
27. Boiler and machinery	.0	.0	.0	.0	.0	.0	.0	.0	.0	.0	.0	.0
28. Credit	.0	.0	.0	.0	.0	.0	.0	.0	.0	.0	.0	.0
30. Warranty	.0	.0	.0	.0	.0	.0	.0	.0	.0	.0	.0	.0
34. Aggregate write-ins for other lines of business	.0	.0	.0	.0	.0	.0	.0	.0	.0	.0	.0	.0
35. TOTALS (a)	2,798,351	2,534,951	0	1,459,880	1,199,278	1,016,797	368,347	3,456	(17,241)	1,888	505,550	73,457
DETAILS OF WRITE-INS												
3401.												
3402.												
3403.												
3498. Summary of remaining write-ins for Line 34 from overflow page	.0	.0	.0	.0	.0	.0	.0	.0	.0	.0	.0	.0
3499. Totals (Lines 3401 thru 3403 plus 3498)(Line 34 above)	0	0	0	0	0	0	0	0	0	0	0	0

(a) Finance and service charges not included in Lines 1 to 35 \$ 49,929
 (b) For health business on indicated lines report: Number of persons insured under PPO managed care products 0 and number of persons insured under indemnity only products 0

191A



ANNUAL STATEMENT FOR THE YEAR 2012 OF THE American Modern Select Insurance Co.

EXHIBIT OF PREMIUMS AND LOSSES (Statutory Page 14)

NAIC Group Code 0361

Direct Business in the state of Kansas

During the Year 2012

NAIC Company Code 38652

Table with 12 columns: Line of Business, Direct Premiums Written, Direct Premiums Earned, Dividends Paid or Credited to Policyholders on Direct Business, Direct Unearned Premium Reserves, Direct Losses Paid (deducting salvage), Direct Losses Incurred, Direct Losses Unpaid, Direct Defense and Cost Containment Expense Paid, Direct Defense and Cost Containment Expense Incurred, Direct Defense and Cost Containment Expense Unpaid, Commissions and Brokerage Expenses, Taxes, Licenses and Fees. Rows include various insurance categories like Fire, Multiple peril crop, Federal flood, etc., and a 'TOTALS (a)' row.

(a) Finance and service charges not included in Lines 1 to 35 \$ 46,142

(b) For health business on indicated lines report: Number of persons insured under PPO managed care products 0 and number of persons insured under indemnity only products 0

19KS



ANNUAL STATEMENT FOR THE YEAR 2012 OF THE American Modern Select Insurance Co.

EXHIBIT OF PREMIUMS AND LOSSES (Statutory Page 14)

NAIC Group Code 0361 Direct Business in the state of Kentucky During the Year 2012 NAIC Company Code 38652

Line of Business	Gross Premiums, Including Policy and Membership Fees, Less Return Premiums and Premiums on Policies not Taken		Dividends Paid or Credited to Policyholders on Direct Business	4	5	6	7	8	9	10	11	12
	1 Direct Premiums Written	2 Direct Premiums Earned										
1. Fire	2,188,326	1,893,328	.0	1,086,123	853,239	1,036,650	296,452	489	740	251	374,454	67,948
2.1 Allied lines	954,033	830,353	.0	430,311	1,145,531	1,177,842	70,706	7,677	9,569	1,971	164,041	29,623
2.2 Multiple peril crop0	.0	.0	.0	.0	.0	.0	.0	.0	.0	.0	.0
2.3 Federal flood0	.0	.0	.0	.0	.0	.0	.0	.0	.0	.0	.0
3. Farmowners multiple peril0	.0	.0	.0	.0	.0	.0	.0	.0	.0	.0	.0
4. Homeowners multiple peril	1,257,338	1,939,680	.0	582,582	3,123,839	3,147,023	261,486	4,927	(22,643)	260	330,439	39,040
5.1 Commercial multiple peril (non-liability portion)0	.0	.0	.0	.0	.0	.0	.0	.0	.0	.0	.0
5.2 Commercial multiple peril (liability portion)0	.0	.0	.0	.0	.0	.0	.0	.0	.0	.0	.0
6. Mortgage guaranty0	.0	.0	.0	.0	.0	.0	.0	.0	.0	.0	.0
8. Ocean marine0	.0	.0	.0	.0	.0	.0	.0	.0	.0	.0	.0
9. Inland marine0	.0	.0	.0	.0	.0	.0	.0	.0	.0	.0	.0
10. Financial guaranty0	.0	.0	.0	.0	.0	.0	.0	.0	.0	.0	.0
11. Medical professional liability0	.0	.0	.0	.0	.0	.0	.0	.0	.0	.0	.0
12. Earthquake	29,545	11,189	.0	18,539	.0	.0	.0	.0	.0	.0	4,497	917
13. Group accident and health (b)0	.0	.0	.0	.0	.0	.0	.0	.0	.0	.0	.0
14. Credit accident and health (group and individual)0	.0	.0	.0	.0	.0	.0	.0	.0	.0	.0	.0
15.1 Collectively renewable accident and health (b)0	.0	.0	.0	.0	.0	.0	.0	.0	.0	.0	.0
15.2 Non-cancelable accident and health(b)0	.0	.0	.0	.0	.0	.0	.0	.0	.0	.0	.0
15.3 Guaranteed renewable accident and health(b)0	.0	.0	.0	.0	.0	.0	.0	.0	.0	.0	.0
15.4 Non-renewable for stated reasons only (b)0	.0	.0	.0	.0	.0	.0	.0	.0	.0	.0	.0
15.5 Other accident only0	.0	.0	.0	.0	.0	.0	.0	.0	.0	.0	.0
15.6 Medicare Title XVIII exempt from state taxes or fees0	.0	.0	.0	.0	.0	.0	.0	.0	.0	.0	.0
15.7 All other accident and health (b)0	.0	.0	.0	.0	.0	.0	.0	.0	.0	.0	.0
15.8 Federal employees health benefits program premium (b)0	.0	.0	.0	.0	.0	.0	.0	.0	.0	.0	.0
16. Workers' compensation0	.0	.0	.0	.0	.0	.0	.0	.0	.0	.0	.0
17.1 Other Liability - occurrence	215,303	184,897	.0	102,913	5,500	54,936	69,200	3,864	18,050	35,036	37,429	6,685
17.2 Other Liability - claims made0	.0	.0	.0	.0	.0	.0	.0	.0	.0	.0	.0
17.3 Excess workers' compensation0	.0	.0	.0	.0	.0	.0	.0	.0	.0	.0	.0
18. Products liability0	.0	.0	.0	.0	.0	.0	.0	.0	.0	.0	.0
19.1 Private passenger auto no-fault (personal injury protection)	430,217	356,277	.0	195,420	74,917	(52,281)	15,349	.0	(4,074)	559	80,787	13,358
19.2 Other private passenger auto liability	863,935	788,254	.0	378,270	523,548	815,069	940,949	12,595	(34,952)	35,530	160,732	26,825
19.3 Commercial auto no-fault (personal injury protection)0	.0	.0	.0	.0	.0	.0	.0	.0	.0	.0	.0
19.4 Other commercial auto liability0	.0	.0	.0	.0	.0	.0	.0	.0	.0	.0	.0
21.1 Private passenger auto physical damage	539,458	571,276	.0	245,095	557,652	643,098	85,446	998	1,711	317	97,221	16,750
21.2 Commercial auto physical damage0	.0	.0	.0	.0	.0	.0	.0	.0	.0	.0	.0
22. Aircraft (all perils)0	.0	.0	.0	.0	.0	.0	.0	.0	.0	.0	.0
23. Fidelity0	.0	.0	.0	.0	.0	.0	.0	.0	.0	.0	.0
24. Surety0	.0	.0	.0	.0	.0	.0	.0	.0	.0	.0	.0
26. Burglary and theft0	.0	.0	.0	.0	.0	.0	.0	.0	.0	.0	.0
27. Boiler and machinery0	.0	.0	.0	.0	.0	.0	.0	.0	.0	.0	.0
28. Credit0	.0	.0	.0	.0	.0	.0	.0	.0	.0	.0	.0
30. Warranty0	.0	.0	.0	.0	.0	.0	.0	.0	.0	.0	.0
34. Aggregate write-ins for other lines of business0	.0	.0	.0	.0	.0	.0	.0	.0	.0	.0	.0
35. TOTALS (a)	6,478,155	6,575,254	0	3,039,253	6,284,226	6,822,338	1,739,587	30,550	(31,599)	73,924	1,249,600	201,147
DETAILS OF WRITE-INS												
3401.												
3402.												
3403.												
3498. Summary of remaining write-ins for Line 34 from overflow page0	.0	.0	.0	.0	.0	.0	.0	.0	.0	.0	.0
3499. Totals (Lines 3401 thru 3403 plus 3498)(Line 34 above)	0	0	0	0	0	0	0	0	0	0	0	0

(a) Finance and service charges not included in Lines 1 to 35 \$ 109,393

(b) For health business on indicated lines report: Number of persons insured under PPO managed care products 0 and number of persons insured under indemnity only products 0

19 KY



ANNUAL STATEMENT FOR THE YEAR 2012 OF THE American Modern Select Insurance Co.

EXHIBIT OF PREMIUMS AND LOSSES (Statutory Page 14)

NAIC Group Code 0361 Direct Business in the state of Louisiana During the Year 2012 NAIC Company Code 38652

Line of Business	Gross Premiums, Including Policy and Membership Fees, Less Return Premiums and Premiums on Policies not Taken		3 Dividends Paid or Credited to Policyholders on Direct Business	4 Direct Unearned Premium Reserves	5 Direct Losses Paid (deducting salvage)	6 Direct Losses Incurred	7 Direct Losses Unpaid	8 Direct Defense and Cost Containment Expense Paid	9 Direct Defense and Cost Containment Expense Incurred	10 Direct Defense and Cost Containment Expense Unpaid	11 Commissions and Brokerage Expenses	12 Taxes, Licenses and Fees
	1 Direct Premiums Written	2 Direct Premiums Earned										
1. Fire	532,839	1,246,901	.0	268,126	368,172	(34,706)	100,838	6,135	3,964	9,538	122,839	7,806
2.1 Allied lines	374,103	416,934	.0	182,771	67,543	65,022	10,363	.0	(245)	.0	60,472	5,481
2.2 Multiple peril crop	.0	.0	.0	.0	.0	.0	.0	.0	.0	.0	.0	.0
2.3 Federal flood	.0	.0	.0	.0	.0	.0	.0	.0	.0	.0	.0	.0
3. Farmowners multiple peril	.0	.0	.0	.0	.0	.0	.0	.0	.0	.0	.0	.0
4. Homeowners multiple peril	(718)	4,104	.0	.0	.0	.0	.0	.0	.0	.0	(136)	.0
5.1 Commercial multiple peril (non-liability portion)	1,992	65,293	.0	.0	23,708	(332,340)	75,616	(1,917)	7,739	12,275	595	29
5.2 Commercial multiple peril (liability portion)	281	33,615	.0	.0	58,445	(805,336)	1,175,338	245,348	(83,460)	280,084	85	4
6. Mortgage guaranty	.0	.0	.0	.0	.0	.0	.0	.0	.0	.0	.0	.0
8. Ocean marine	.0	.0	.0	.0	.0	.0	.0	.0	.0	.0	.0	.0
9. Inland marine	.0	.0	.0	.0	.0	.0	.0	.0	.0	.0	.0	.0
10. Financial guaranty	.0	.0	.0	.0	.0	.0	.0	.0	.0	.0	.0	.0
11. Medical professional liability	.0	.0	.0	.0	.0	.0	.0	.0	.0	.0	.0	.0
12. Earthquake	.0	.0	.0	.0	.0	.0	.0	.0	.0	.0	.0	.0
13. Group accident and health (b)	.0	.0	.0	.0	.0	.0	.0	.0	.0	.0	.0	.0
14. Credit accident and health (group and individual)	.0	.0	.0	.0	.0	.0	.0	.0	.0	.0	.0	.0
15.1 Collectively renewable accident and health (b)	.0	.0	.0	.0	.0	.0	.0	.0	.0	.0	.0	.0
15.2 Non-cancelable accident and health(b)	.0	.0	.0	.0	.0	.0	.0	.0	.0	.0	.0	.0
15.3 Guaranteed renewable accident and health(b)	.0	.0	.0	.0	.0	.0	.0	.0	.0	.0	.0	.0
15.4 Non-renewable for stated reasons only (b)	.0	.0	.0	.0	.0	.0	.0	.0	.0	.0	.0	.0
15.5 Other accident only	.0	.0	.0	.0	.0	.0	.0	.0	.0	.0	.0	.0
15.6 Medicare Title XVIII exempt from state taxes or fees	.0	.0	.0	.0	.0	.0	.0	.0	.0	.0	.0	.0
15.7 All other accident and health (b)	.0	.0	.0	.0	.0	.0	.0	.0	.0	.0	.0	.0
15.8 Federal employees health benefits program premium (b)	.0	.0	.0	.0	.0	.0	.0	.0	.0	.0	.0	.0
16. Workers' compensation	.0	.0	.0	.0	.0	.0	.0	.0	.0	.0	.0	.0
17.1 Other Liability - occurrence	65,416	126,499	.0	32,795	181,390	463,933	481,715	29,008	(12,058)	18,259	17,278	958
17.2 Other Liability - claims made	.0	.0	.0	.0	.0	.0	.0	.0	.0	.0	.0	.0
17.3 Excess workers' compensation	.0	.0	.0	.0	.0	.0	.0	.0	.0	.0	.0	.0
18. Products liability	.0	.0	.0	.0	.0	.0	.0	.0	.0	.0	.0	.0
19.1 Private passenger auto no-fault (personal injury protection)	.0	.0	.0	.0	.0	.0	.0	.0	.0	.0	.0	.0
19.2 Other private passenger auto liability	.0	.0	.0	.0	.0	.0	.0	.0	.0	.0	.0	.0
19.3 Commercial auto no-fault (personal injury protection)	.0	.0	.0	.0	.0	.0	.0	.0	.0	.0	.0	.0
19.4 Other commercial auto liability	.0	.0	.0	.0	.0	.0	.0	.0	.0	.0	.0	.0
21.1 Private passenger auto physical damage	.0	.0	.0	.0	.0	.0	.0	.0	.0	.0	.0	.0
21.2 Commercial auto physical damage	700	700	.0	.0	.0	(9)	.0	.0	.0	.0	177	10
22. Aircraft (all perils)	.0	.0	.0	.0	.0	.0	.0	.0	.0	.0	.0	.0
23. Fidelity	.0	.0	.0	.0	.0	.0	.0	.0	.0	.0	.0	.0
24. Surety	.0	.0	.0	.0	.0	.0	.0	.0	.0	.0	.0	.0
26. Burglary and theft	.0	.0	.0	.0	.0	.0	.0	.0	.0	.0	.0	.0
27. Boiler and machinery	.0	.0	.0	.0	.0	.0	.0	.0	.0	.0	.0	.0
28. Credit	.0	.0	.0	.0	.0	.0	.0	.0	.0	.0	.0	.0
30. Warranty	.0	.0	.0	.0	.0	.0	.0	.0	.0	.0	.0	.0
34. Aggregate write-ins for other lines of business	.0	.0	.0	.0	.0	.0	.0	.0	.0	.0	.0	.0
35. TOTALS (a)	974,614	1,894,046	0	483,693	699,258	(643,435)	1,843,870	278,574	(84,061)	320,156	201,308	14,289
DETAILS OF WRITE-INS												
3401.												
3402.												
3403.												
3498. Summary of remaining write-ins for Line 34 from overflow page	.0	.0	.0	.0	.0	.0	.0	.0	.0	.0	.0	.0
3499. Totals (Lines 3401 thru 3403 plus 3498)(Line 34 above)	0	0	0	0	0	0	0	0	0	0	0	0

(a) Finance and service charges not included in Lines 1 to 35 \$ 9,333
 (b) For health business on indicated lines report: Number of persons insured under PPO managed care products 0 and number of persons insured under indemnity only products 0

19.LA



ANNUAL STATEMENT FOR THE YEAR 2012 OF THE American Modern Select Insurance Co.

EXHIBIT OF PREMIUMS AND LOSSES (Statutory Page 14)

NAIC Group Code 0361

Direct Business in the state of Maine

During the Year 2012

NAIC Company Code 38652

Line of Business	Gross Premiums, Including Policy and Membership Fees, Less Return Premiums and Premiums on Policies not Taken		3 Dividends Paid or Credited to Policyholders on Direct Business	4 Direct Unearned Premium Reserves	5 Direct Losses Paid (deducting salvage)	6 Direct Losses Incurred	7 Direct Losses Unpaid	8 Direct Defense and Cost Containment Expense Paid	9 Direct Defense and Cost Containment Expense Incurred	10 Direct Defense and Cost Containment Expense Unpaid	11 Commissions and Brokerage Expenses	12 Taxes, Licenses and Fees
	1 Direct Premiums Written	2 Direct Premiums Earned										
1. Fire0	.0	.0	.0	.0	.0	.0	.0	.0	.0	.0	.0
2.1 Allied lines0	.0	.0	.0	.0	.0	.0	.0	.0	.0	.0	.0
2.2 Multiple peril crop0	.0	.0	.0	.0	.0	.0	.0	.0	.0	.0	.0
2.3 Federal flood0	.0	.0	.0	.0	.0	.0	.0	.0	.0	.0	.0
3. Farmowners multiple peril0	.0	.0	.0	.0	.0	.0	.0	.0	.0	.0	.0
4. Homeowners multiple peril0	.0	.0	.0	.0	.0	.0	.0	.0	.0	.0	.0
5.1 Commercial multiple peril (non-liability portion)0	.0	.0	.0	.0	.0	.0	.0	.0	.0	.0	.0
5.2 Commercial multiple peril (liability portion)0	.0	.0	.0	.0	.0	.0	.0	.0	.0	.0	.0
6. Mortgage guaranty0	.0	.0	.0	.0	.0	.0	.0	.0	.0	.0	.0
8. Ocean marine0	.0	.0	.0	.0	.0	.0	.0	.0	.0	.0	.0
9. Inland marine0	.0	.0	.0	.0	.0	.0	.0	.0	.0	.0	.0
10. Financial guaranty0	.0	.0	.0	.0	.0	.0	.0	.0	.0	.0	.0
11. Medical professional liability0	.0	.0	.0	.0	.0	.0	.0	.0	.0	.0	.0
12. Earthquake0	.0	.0	.0	.0	.0	.0	.0	.0	.0	.0	.0
13. Group accident and health (b)0	.0	.0	.0	.0	.0	.0	.0	.0	.0	.0	.0
14. Credit accident and health (group and individual)0	.0	.0	.0	.0	.0	.0	.0	.0	.0	.0	.0
15.1 Collectively renewable accident and health (b)0	.0	.0	.0	.0	.0	.0	.0	.0	.0	.0	.0
15.2 Non-cancelable accident and health(b)0	.0	.0	.0	.0	.0	.0	.0	.0	.0	.0	.0
15.3 Guaranteed renewable accident and health(b)0	.0	.0	.0	.0	.0	.0	.0	.0	.0	.0	.0
15.4 Non-renewable for stated reasons only (b)0	.0	.0	.0	.0	.0	.0	.0	.0	.0	.0	.0
15.5 Other accident only0	.0	.0	.0	.0	.0	.0	.0	.0	.0	.0	.0
15.6 Medicare Title XVIII exempt from state taxes or fees0	.0	.0	.0	.0	.0	.0	.0	.0	.0	.0	.0
15.7 All other accident and health (b)0	.0	.0	.0	.0	.0	.0	.0	.0	.0	.0	.0
15.8 Federal employees health benefits program premium (b)0	.0	.0	.0	.0	.0	.0	.0	.0	.0	.0	.0
16. Workers' compensation0	.0	.0	.0	.0	.0	.0	.0	.0	.0	.0	.0
17.1 Other Liability - occurrence0	.0	.0	.0	.0	.0	.0	.0	.0	.0	.0	.0
17.2 Other Liability - claims made0	.0	.0	.0	.0	.0	.0	.0	.0	.0	.0	.0
17.3 Excess workers' compensation0	.0	.0	.0	.0	.0	.0	.0	.0	.0	.0	.0
18. Products liability0	.0	.0	.0	.0	.0	.0	.0	.0	.0	.0	.0
19.1 Private passenger auto no-fault (personal injury protection)0	.0	.0	.0	.0	.0	.0	.0	.0	.0	.0	.0
19.2 Other private passenger auto liability	34,958	39,063	.0	14,601	4,684	8,063	3,472	.0	(222)	37	5,565	1,148
19.3 Commercial auto no-fault (personal injury protection)0	.0	.0	.0	.0	.0	.0	.0	.0	.0	.0	.0
19.4 Other commercial auto liability0	.0	.0	.0	.0	.0	.0	.0	.0	.0	.0	.0
21.1 Private passenger auto physical damage	13,380	15,204	.0	5,572	30,487	28,763	795	1	2	.0	2,117	440
21.2 Commercial auto physical damage0	.0	.0	.0	.0	.0	.0	.0	.0	.0	.0	.0
22. Aircraft (all perils)0	.0	.0	.0	.0	.0	.0	.0	.0	.0	.0	.0
23. Fidelity0	.0	.0	.0	.0	.0	.0	.0	.0	.0	.0	.0
24. Surety0	.0	.0	.0	.0	.0	.0	.0	.0	.0	.0	.0
26. Burglary and theft0	.0	.0	.0	.0	.0	.0	.0	.0	.0	.0	.0
27. Boiler and machinery0	.0	.0	.0	.0	.0	.0	.0	.0	.0	.0	.0
28. Credit0	.0	.0	.0	.0	.0	.0	.0	.0	.0	.0	.0
30. Warranty0	.0	.0	.0	.0	.0	.0	.0	.0	.0	.0	.0
34. Aggregate write-ins for other lines of business0	.0	.0	.0	.0	.0	.0	.0	.0	.0	.0	.0
35. TOTALS (a)	48,338	54,267	0	20,174	35,171	36,826	4,267	1	(221)	37	7,682	1,588
DETAILS OF WRITE-INS												
3401.												
3402.												
3403.												
3498. Summary of remaining write-ins for Line 34 from overflow page0	.0	.0	.0	.0	.0	.0	.0	.0	.0	.0	.0
3499. Totals (Lines 3401 thru 3403 plus 3498)(Line 34 above)	0	0	0	0	0	0	0	0	0	0	0	0

(a) Finance and service charges not included in Lines 1 to 35 \$568

(b) For health business on indicated lines report: Number of persons insured under PPO managed care products0 and number of persons insured under indemnity only products0 .

19 ME



ANNUAL STATEMENT FOR THE YEAR 2012 OF THE American Modern Select Insurance Co.

EXHIBIT OF PREMIUMS AND LOSSES (Statutory Page 14)

NAIC Group Code 0361

Direct Business in the state of Maryland

During the Year 2012

NAIC Company Code 38652

Line of Business	Gross Premiums, Including Policy and Membership Fees, Less Return Premiums and Premiums on Policies not Taken		3 Dividends Paid or Credited to Policyholders on Direct Business	4 Direct Unearned Premium Reserves	5 Direct Losses Paid (deducting salvage)	6 Direct Losses Incurred	7 Direct Losses Unpaid	8 Direct Defense and Cost Containment Expense Paid	9 Direct Defense and Cost Containment Expense Incurred	10 Direct Defense and Cost Containment Expense Unpaid	11 Commissions and Brokerage Expenses	12 Taxes, Licenses and Fees
	1 Direct Premiums Written	2 Direct Premiums Earned										
1. Fire												
2.1 Allied lines												
2.2 Multiple peril crop												
2.3 Federal flood												
3. Farmowners multiple peril												
4. Homeowners multiple peril												
5.1 Commercial multiple peril (non-liability portion)												
5.2 Commercial multiple peril (liability portion)												
6. Mortgage guaranty												
8. Ocean marine												
9. Inland marine												
10. Financial guaranty												
11. Medical professional liability												
12. Earthquake												
13. Group accident and health (b)												
14. Credit accident and health (group and individual)												
15.1 Collectively renewable accident and health (b)												
15.2 Non-cancelable accident and health(b)												
15.3 Guaranteed renewable accident and health(b)												
15.4 Non-renewable for stated reasons only (b)												
15.5 Other accident only												
15.6 Medicare Title XVIII exempt from state taxes or fees												
15.7 All other accident and health (b)												
15.8 Federal employees health benefits program premium (b)												
16. Workers' compensation												
17.1 Other Liability - occurrence												
17.2 Other Liability - claims made												
17.3 Excess workers' compensation												
18. Products liability												
19.1 Private passenger auto no-fault (personal injury protection)												
19.2 Other private passenger auto liability												
19.3 Commercial auto no-fault (personal injury protection)												
19.4 Other commercial auto liability												
21.1 Private passenger auto physical damage												
21.2 Commercial auto physical damage												
22. Aircraft (all perils)												
23. Fidelity												
24. Surety												
26. Burglary and theft												
27. Boiler and machinery												
28. Credit												
30. Warranty												
34. Aggregate write-ins for other lines of business												
35. TOTALS (a)												
DETAILS OF WRITE-INS												
3401.												
3402.												
3403.												
3498. Summary of remaining write-ins for Line 34 from overflow page												
3499. Totals (Lines 3401 thru 3403 plus 3498)(Line 34 above)												

NONE

(a) Finance and service charges not included in Lines 1 to 35 \$

(b) For health business on indicated lines report: Number of persons insured under PPO managed care products and number of persons insured under indemnity only products

19.MD



ANNUAL STATEMENT FOR THE YEAR 2012 OF THE American Modern Select Insurance Co.

EXHIBIT OF PREMIUMS AND LOSSES (Statutory Page 14)

NAIC Group Code 0361 Direct Business in the state of Massachusetts During the Year 2012 NAIC Company Code 38652

Line of Business	Gross Premiums, Including Policy and Membership Fees, Less Return Premiums and Premiums on Policies not Taken		3 Dividends Paid or Credited to Policyholders on Direct Business	4 Direct Unearned Premium Reserves	5 Direct Losses Paid (deducting salvage)	6 Direct Losses Incurred	7 Direct Losses Unpaid	8 Direct Defense and Cost Containment Expense Paid	9 Direct Defense and Cost Containment Expense Incurred	10 Direct Defense and Cost Containment Expense Unpaid	11 Commissions and Brokerage Expenses	12 Taxes, Licenses and Fees
	1 Direct Premiums Written	2 Direct Premiums Earned										
1. Fire0	.0	.0	.0	.0	.0	.0	.0	.0	.0	.0	.0
2.1 Allied lines0	.0	.0	.0	.0	.0	.0	.0	.0	.0	.0	.0
2.2 Multiple peril crop0	.0	.0	.0	.0	.0	.0	.0	.0	.0	.0	.0
2.3 Federal flood0	.0	.0	.0	.0	.0	.0	.0	.0	.0	.0	.0
3. Farmowners multiple peril0	.0	.0	.0	.0	.0	.0	.0	.0	.0	.0	.0
4. Homeowners multiple peril0	.0	.0	.0	.0	.0	.0	.0	.0	.0	.0	.0
5.1 Commercial multiple peril (non-liability portion)0	.0	.0	.0	.0	.0	.0	.0	.0	.0	.0	.0
5.2 Commercial multiple peril (liability portion)0	.0	.0	.0	.0	.0	.0	.0	.0	.0	.0	.0
6. Mortgage guaranty0	.0	.0	.0	.0	.0	.0	.0	.0	.0	.0	.0
8. Ocean marine0	.0	.0	.0	.0	.0	.0	.0	.0	.0	.0	.0
9. Inland marine0	.0	.0	.0	.0	.0	.0	.0	.0	.0	.0	.0
10. Financial guaranty0	.0	.0	.0	.0	.0	.0	.0	.0	.0	.0	.0
11. Medical professional liability0	.0	.0	.0	.0	.0	.0	.0	.0	.0	.0	.0
12. Earthquake0	.0	.0	.0	.0	.0	.0	.0	.0	.0	.0	.0
13. Group accident and health (b)0	.0	.0	.0	.0	.0	.0	.0	.0	.0	.0	.0
14. Credit accident and health (group and individual)0	.0	.0	.0	.0	.0	.0	.0	.0	.0	.0	.0
15.1 Collectively renewable accident and health (b)0	.0	.0	.0	.0	.0	.0	.0	.0	.0	.0	.0
15.2 Non-cancelable accident and health(b)0	.0	.0	.0	.0	.0	.0	.0	.0	.0	.0	.0
15.3 Guaranteed renewable accident and health(b)0	.0	.0	.0	.0	.0	.0	.0	.0	.0	.0	.0
15.4 Non-renewable for stated reasons only (b)0	.0	.0	.0	.0	.0	.0	.0	.0	.0	.0	.0
15.5 Other accident only0	.0	.0	.0	.0	.0	.0	.0	.0	.0	.0	.0
15.6 Medicare Title XVIII exempt from state taxes or fees0	.0	.0	.0	.0	.0	.0	.0	.0	.0	.0	.0
15.7 All other accident and health (b)0	.0	.0	.0	.0	.0	.0	.0	.0	.0	.0	.0
15.8 Federal employees health benefits program premium (b)0	.0	.0	.0	.0	.0	.0	.0	.0	.0	.0	.0
16. Workers' compensation0	.0	.0	.0	.0	.0	.0	.0	.0	.0	.0	.0
17.1 Other Liability - occurrence0	.0	.0	.0	.0	.0	.0	.0	.0	.0	.0	.0
17.2 Other Liability - claims made0	.0	.0	.0	.0	.0	.0	.0	.0	.0	.0	.0
17.3 Excess workers' compensation0	.0	.0	.0	.0	.0	.0	.0	.0	.0	.0	.0
18. Products liability0	.0	.0	.0	.0	.0	.0	.0	.0	.0	.0	.0
19.1 Private passenger auto no-fault (personal injury protection)	1,254	444	.0	811	.0	.0	.0	.0	.0	.0	266	34
19.2 Other private passenger auto liability	14,074	4,663	.0	9,411	.0	.0	.0	.0	.0	.0	2,990	376
19.3 Commercial auto no-fault (personal injury protection)0	.0	.0	.0	.0	.0	.0	.0	.0	.0	.0	.0
19.4 Other commercial auto liability0	.0	.0	.0	.0	.0	.0	.0	.0	.0	.0	.0
21.1 Private passenger auto physical damage	35,244	13,022	.0	22,221	6,546	6,728	182	.0	.0	.0	7,329	943
21.2 Commercial auto physical damage0	.0	.0	.0	.0	.0	.0	.0	.0	.0	.0	.0
22. Aircraft (all perils)0	.0	.0	.0	.0	.0	.0	.0	.0	.0	.0	.0
23. Fidelity0	.0	.0	.0	.0	.0	.0	.0	.0	.0	.0	.0
24. Surety0	.0	.0	.0	.0	.0	.0	.0	.0	.0	.0	.0
26. Burglary and theft0	.0	.0	.0	.0	.0	.0	.0	.0	.0	.0	.0
27. Boiler and machinery0	.0	.0	.0	.0	.0	.0	.0	.0	.0	.0	.0
28. Credit0	.0	.0	.0	.0	.0	.0	.0	.0	.0	.0	.0
30. Warranty0	.0	.0	.0	.0	.0	.0	.0	.0	.0	.0	.0
34. Aggregate write-ins for other lines of business0	.0	.0	.0	.0	.0	.0	.0	.0	.0	.0	.0
35. TOTALS (a)	50,572	18,129	0	32,443	6,546	6,728	182	0	0	0	10,585	1,353
DETAILS OF WRITE-INS												
3401.												
3402.												
3403.												
3498. Summary of remaining write-ins for Line 34 from overflow page0	.0	.0	.0	.0	.0	.0	.0	.0	.0	.0	.0
3499. Totals (Lines 3401 thru 3403 plus 3498)(Line 34 above)	0	0	0	0	0	0	0	0	0	0	0	0

(a) Finance and service charges not included in Lines 1 to 35 \$102
 (b) For health business on indicated lines report: Number of persons insured under PPO managed care products0 and number of persons insured under indemnity only products0 .

19 MA



ANNUAL STATEMENT FOR THE YEAR 2012 OF THE American Modern Select Insurance Co.

EXHIBIT OF PREMIUMS AND LOSSES (Statutory Page 14)

NAIC Group Code 0361 Direct Business in the state of Michigan During the Year 2012 NAIC Company Code 38652

Table with 12 columns: Line of Business, Direct Premiums Written, Direct Premiums Earned, Dividends Paid or Credited to Policyholders on Direct Business, Direct Unearned Premium Reserves, Direct Losses Paid (deducting salvage), Direct Losses Incurred, Direct Losses Unpaid, Direct Defense and Cost Containment Expense Paid, Direct Defense and Cost Containment Expense Incurred, Direct Defense and Cost Containment Expense Unpaid, Commissions and Brokerage Expenses, Taxes, Licenses and Fees. Rows include various insurance categories like Fire, Multiple peril crop, Federal flood, etc., and a 'TOTALS (a)' row.

(a) Finance and service charges not included in Lines 1 to 35 \$ 86,031
(b) For health business on indicated lines report: Number of persons insured under PPO managed care products 0 and number of persons insured under indemnity only products 0

19.MI



ANNUAL STATEMENT FOR THE YEAR 2012 OF THE American Modern Select Insurance Co.

EXHIBIT OF PREMIUMS AND LOSSES (Statutory Page 14)

NAIC Group Code 0361

Direct Business in the state of Minnesota

During the Year 2012

NAIC Company Code 38652

Line of Business	Gross Premiums, Including Policy and Membership Fees, Less Return Premiums and Premiums on Policies not Taken		3 Dividends Paid or Credited to Policyholders on Direct Business	4 Direct Unearned Premium Reserves	5 Direct Losses Paid (deducting salvage)	6 Direct Losses Incurred	7 Direct Losses Unpaid	8 Direct Defense and Cost Containment Expense Paid	9 Direct Defense and Cost Containment Expense Incurred	10 Direct Defense and Cost Containment Expense Unpaid	11 Commissions and Brokerage Expenses	12 Taxes, Licenses and Fees
	1 Direct Premiums Written	2 Direct Premiums Earned										
1. Fire	833,479	643,183	.0	464,972	28,316	58,976	32,570	.0	(444)	.0	127,398	27,380
2.1 Allied lines	544,436	385,960	.0	324,117	305,937	271,805	17,508	2,970	3,765	795	83,465	17,885
2.2 Multiple peril crop0	.0	.0	.0	.0	.0	.0	.0	.0	.0	.0	.0
2.3 Federal flood0	.0	.0	.0	.0	.0	.0	.0	.0	.0	.0	.0
3. Farmowners multiple peril0	.0	.0	.0	.0	.0	.0	.0	.0	.0	.0	.0
4. Homeowners multiple peril	1,202,467	854,899	.0	704,031	249,061	293,467	78,549	.0	(289)	.0	203,436	39,501
5.1 Commercial multiple peril (non-liability portion)0	.0	.0	.0	.0	.0	.0	.0	.0	.0	.0	.0
5.2 Commercial multiple peril (liability portion)0	.0	.0	.0	.0	.0	.0	.0	.0	.0	.0	.0
6. Mortgage guaranty0	.0	.0	.0	.0	.0	.0	.0	.0	.0	.0	.0
8. Ocean marine0	.0	.0	.0	.0	.0	.0	.0	.0	.0	.0	.0
9. Inland marine	664	621	.0	351	.0	.0	.0	.0	.0	.0	121	22
10. Financial guaranty0	.0	.0	.0	.0	.0	.0	.0	.0	.0	.0	.0
11. Medical professional liability0	.0	.0	.0	.0	.0	.0	.0	.0	.0	.0	.0
12. Earthquake0	.0	.0	.0	.0	.0	.0	.0	.0	.0	.0	.0
13. Group accident and health (b)0	.0	.0	.0	.0	.0	.0	.0	.0	.0	.0	.0
14. Credit accident and health (group and individual)0	.0	.0	.0	.0	.0	.0	.0	.0	.0	.0	.0
15.1 Collectively renewable accident and health (b)0	.0	.0	.0	.0	.0	.0	.0	.0	.0	.0	.0
15.2 Non-cancelable accident and health(b)0	.0	.0	.0	.0	.0	.0	.0	.0	.0	.0	.0
15.3 Guaranteed renewable accident and health(b)0	.0	.0	.0	.0	.0	.0	.0	.0	.0	.0	.0
15.4 Non-renewable for stated reasons only (b)0	.0	.0	.0	.0	.0	.0	.0	.0	.0	.0	.0
15.5 Other accident only0	.0	.0	.0	.0	.0	.0	.0	.0	.0	.0	.0
15.6 Medicare Title XVIII exempt from state taxes or fees0	.0	.0	.0	.0	.0	.0	.0	.0	.0	.0	.0
15.7 All other accident and health (b)0	.0	.0	.0	.0	.0	.0	.0	.0	.0	.0	.0
15.8 Federal employees health benefits program premium (b)0	.0	.0	.0	.0	.0	.0	.0	.0	.0	.0	.0
16. Workers' compensation0	.0	.0	.0	.0	.0	.0	.0	.0	.0	.0	.0
17.1 Other Liability - occurrence	140,718	104,608	.0	81,089	3,000	71,803	71,882	.0	188	188	22,000	4,623
17.2 Other Liability - claims made0	.0	.0	.0	.0	.0	.0	.0	.0	.0	.0	.0
17.3 Excess workers' compensation0	.0	.0	.0	.0	.0	.0	.0	.0	.0	.0	.0
18. Products liability0	.0	.0	.0	.0	.0	.0	.0	.0	.0	.0	.0
19.1 Private passenger auto no-fault (personal injury protection)0	.0	.0	.0	.0	.0	.0	.0	.0	.0	.0	.0
19.2 Other private passenger auto liability	103,312	102,875	.0	45,679	12,390	20,709	40,494	3,358	21,275	18,235	16,237	3,394
19.3 Commercial auto no-fault (personal injury protection)0	.0	.0	.0	.0	.0	.0	.0	.0	.0	.0	.0
19.4 Other commercial auto liability0	.0	.0	.0	.0	.0	.0	.0	.0	.0	.0	.0
21.1 Private passenger auto physical damage	76,653	79,840	.0	34,815	9,784	16,008	6,224	153	249	49	12,044	2,518
21.2 Commercial auto physical damage0	.0	.0	.0	.0	.0	.0	.0	.0	.0	.0	.0
22. Aircraft (all perils)0	.0	.0	.0	.0	.0	.0	.0	.0	.0	.0	.0
23. Fidelity0	.0	.0	.0	.0	.0	.0	.0	.0	.0	.0	.0
24. Surety0	.0	.0	.0	.0	.0	.0	.0	.0	.0	.0	.0
26. Burglary and theft0	.0	.0	.0	.0	.0	.0	.0	.0	.0	.0	.0
27. Boiler and machinery0	.0	.0	.0	.0	.0	.0	.0	.0	.0	.0	.0
28. Credit0	.0	.0	.0	.0	.0	.0	.0	.0	.0	.0	.0
30. Warranty0	.0	.0	.0	.0	.0	.0	.0	.0	.0	.0	.0
34. Aggregate write-ins for other lines of business0	.0	.0	.0	.0	.0	.0	.0	.0	.0	.0	.0
35. TOTALS (a)	2,901,729	2,171,985	0	1,655,053	608,488	732,769	247,227	6,482	24,743	19,266	464,699	95,322
DETAILS OF WRITE-INS												
3401.												
3402.												
3403.												
3498. Summary of remaining write-ins for Line 34 from overflow page0	.0	.0	.0	.0	.0	.0	.0	.0	.0	.0	.0
3499. Totals (Lines 3401 thru 3403 plus 3498)(Line 34 above)	0	0	0	0	0	0	0	0	0	0	0	0

(a) Finance and service charges not included in Lines 1 to 35 \$ 36,371

(b) For health business on indicated lines report: Number of persons insured under PPO managed care products 0 and number of persons insured under indemnity only products 0

19 MN



ANNUAL STATEMENT FOR THE YEAR 2012 OF THE American Modern Select Insurance Co.

EXHIBIT OF PREMIUMS AND LOSSES (Statutory Page 14)

NAIC Group Code 0361

Direct Business in the state of Mississippi

During the Year 2012

NAIC Company Code 38652

Line of Business	Gross Premiums, Including Policy and Membership Fees, Less Return Premiums and Premiums on Policies not Taken		3 Dividends Paid or Credited to Policyholders on Direct Business	4 Direct Unearned Premium Reserves	5 Direct Losses Paid (deducting salvage)	6 Direct Losses Incurred	7 Direct Losses Unpaid	8 Direct Defense and Cost Containment Expense Paid	9 Direct Defense and Cost Containment Expense Incurred	10 Direct Defense and Cost Containment Expense Unpaid	11 Commissions and Brokerage Expenses	12 Taxes, Licenses and Fees
	1 Direct Premiums Written	2 Direct Premiums Earned										
1. Fire	660,602	632,573	.0	320,845	307,356	378,714	87,314	6,884	10,420	3,536	101,863	28,307
2.1 Allied lines	373,483	364,239	.0	169,950	114,283	123,739	24,225	420	527	108	58,052	16,004
2.2 Multiple peril crop0	.0	.0	.0	.0	.0	.0	.0	.0	.0	.0	.0
2.3 Federal flood0	.0	.0	.0	.0	.0	.0	.0	.0	.0	.0	.0
3. Farmowners multiple peril0	.0	.0	.0	.0	.0	.0	.0	.0	.0	.0	.0
4. Homeowners multiple peril	1,478,200	1,314,663	.0	766,198	1,093,028	1,162,312	169,302	4,672	5,233	1,705	218,794	63,341
5.1 Commercial multiple peril (non-liability portion)0	.0	.0	.0	.0	.0	.0	.0	.0	.0	.0	.0
5.2 Commercial multiple peril (liability portion)0	.0	.0	.0	.0	.0	.0	.0	.0	.0	.0	.0
6. Mortgage guaranty0	.0	.0	.0	.0	.0	.0	.0	.0	.0	.0	.0
8. Ocean marine0	.0	.0	.0	.0	.0	.0	.0	.0	.0	.0	.0
9. Inland marine	1,461	1,152	.0	825	.0	.0	.0	.0	.0	.0	224	63
10. Financial guaranty0	.0	.0	.0	.0	.0	.0	.0	.0	.0	.0	.0
11. Medical professional liability0	.0	.0	.0	.0	.0	.0	.0	.0	.0	.0	.0
12. Earthquake	37,749	32,143	.0	20,006	.0	.0	.0	.0	.0	.0	5,858	1,618
13. Group accident and health (b)0	.0	.0	.0	.0	.0	.0	.0	.0	.0	.0	.0
14. Credit accident and health (group and individual)0	.0	.0	.0	.0	.0	.0	.0	.0	.0	.0	.0
15.1 Collectively renewable accident and health (b)0	.0	.0	.0	.0	.0	.0	.0	.0	.0	.0	.0
15.2 Non-cancelable accident and health(b)0	.0	.0	.0	.0	.0	.0	.0	.0	.0	.0	.0
15.3 Guaranteed renewable accident and health(b)0	.0	.0	.0	.0	.0	.0	.0	.0	.0	.0	.0
15.4 Non-renewable for stated reasons only (b)0	.0	.0	.0	.0	.0	.0	.0	.0	.0	.0	.0
15.5 Other accident only0	.0	.0	.0	.0	.0	.0	.0	.0	.0	.0	.0
15.6 Medicare Title XVIII exempt from state taxes or fees0	.0	.0	.0	.0	.0	.0	.0	.0	.0	.0	.0
15.7 All other accident and health (b)0	.0	.0	.0	.0	.0	.0	.0	.0	.0	.0	.0
15.8 Federal employees health benefits program premium (b)0	.0	.0	.0	.0	.0	.0	.0	.0	.0	.0	.0
16. Workers' compensation0	.0	.0	.0	.0	.0	.0	.0	.0	.0	.0	.0
17.1 Other Liability - occurrence	54,724	53,924	.0	25,269	.0	.0	.0	.0	.0	.0	8,750	2,345
17.2 Other Liability - claims made0	.0	.0	.0	.0	.0	.0	.0	.0	.0	.0	.0
17.3 Excess workers' compensation0	.0	.0	.0	.0	.0	.0	.0	.0	.0	.0	.0
18. Products liability0	.0	.0	.0	.0	.0	.0	.0	.0	.0	.0	.0
19.1 Private passenger auto no-fault (personal injury protection)0	.0	.0	.0	.0	.0	.0	.0	.0	.0	.0	.0
19.2 Other private passenger auto liability0	.0	.0	.0	.0	.0	.0	.0	.0	.0	.0	.0
19.3 Commercial auto no-fault (personal injury protection)0	.0	.0	.0	.0	.0	.0	.0	.0	.0	.0	.0
19.4 Other commercial auto liability0	.0	.0	.0	.0	.0	.0	.0	.0	.0	.0	.0
21.1 Private passenger auto physical damage0	.0	.0	.0	.0	.0	.0	.0	.0	.0	.0	.0
21.2 Commercial auto physical damage0	.0	.0	.0	.0	.0	.0	.0	.0	.0	.0	.0
22. Aircraft (all perils)0	.0	.0	.0	.0	.0	.0	.0	.0	.0	.0	.0
23. Fidelity0	.0	.0	.0	.0	.0	.0	.0	.0	.0	.0	.0
24. Surety0	.0	.0	.0	.0	.0	.0	.0	.0	.0	.0	.0
26. Burglary and theft0	.0	.0	.0	.0	.0	.0	.0	.0	.0	.0	.0
27. Boiler and machinery0	.0	.0	.0	.0	.0	.0	.0	.0	.0	.0	.0
28. Credit0	.0	.0	.0	.0	.0	.0	.0	.0	.0	.0	.0
30. Warranty0	.0	.0	.0	.0	.0	.0	.0	.0	.0	.0	.0
34. Aggregate write-ins for other lines of business0	.0	.0	.0	.0	.0	.0	.0	.0	.0	.0	.0
35. TOTALS (a)	2,606,218	2,398,693	0	1,303,092	1,514,667	1,664,765	280,840	11,975	16,180	5,349	393,542	111,676
DETAILS OF WRITE-INS												
3401.												
3402.												
3403.												
3498. Summary of remaining write-ins for Line 34 from overflow page0	.0	.0	.0	.0	.0	.0	.0	.0	.0	.0	.0
3499. Totals (Lines 3401 thru 3403 plus 3498)(Line 34 above)	0	0	0	0	0	0	0	0	0	0	0	0

(a) Finance and service charges not included in Lines 1 to 35 \$ 55,636

(b) For health business on indicated lines report: Number of persons insured under PPO managed care products 0 and number of persons insured under indemnity only products 0

19 MS



ANNUAL STATEMENT FOR THE YEAR 2012 OF THE American Modern Select Insurance Co.

EXHIBIT OF PREMIUMS AND LOSSES (Statutory Page 14)

NAIC Group Code 0361

Direct Business in the state of Missouri

During the Year 2012

NAIC Company Code 38652

Table with 12 columns: Line of Business, Direct Premiums Written, Direct Premiums Earned, Dividends Paid or Credited to Policyholders on Direct Business, Direct Unearned Premium Reserves, Direct Losses Paid (deducting salvage), Direct Losses Incurred, Direct Losses Unpaid, Direct Defense and Cost Containment Expense Paid, Direct Defense and Cost Containment Expense Incurred, Direct Defense and Cost Containment Expense Unpaid, Commissions and Brokerage Expenses, Taxes, Licenses and Fees. Rows include various insurance categories like Fire, Multiple peril crop, Federal flood, etc., and a TOTALS (a) row.

(a) Finance and service charges not included in Lines 1 to 35 \$ 119,148

(b) For health business on indicated lines report: Number of persons insured under PPO managed care products 0 and number of persons insured under indemnity only products 0

19 MO



ANNUAL STATEMENT FOR THE YEAR 2012 OF THE American Modern Select Insurance Co.

EXHIBIT OF PREMIUMS AND LOSSES (Statutory Page 14)

NAIC Group Code 0361 Direct Business in the state of Montana During the Year 2012 NAIC Company Code 38652

Line of Business	Gross Premiums, Including Policy and Membership Fees, Less Return Premiums and Premiums on Policies not Taken		3 Dividends Paid or Credited to Policyholders on Direct Business	4 Direct Unearned Premium Reserves	5 Direct Losses Paid (deducting salvage)	6 Direct Losses Incurred	7 Direct Losses Unpaid	8 Direct Defense and Cost Containment Expense Paid	9 Direct Defense and Cost Containment Expense Incurred	10 Direct Defense and Cost Containment Expense Unpaid	11 Commissions and Brokerage Expenses	12 Taxes, Licenses and Fees
	1 Direct Premiums Written	2 Direct Premiums Earned										
1. Fire	237,616	250,984	.0	125,770	54,253	30,177	4,925	.0	.0	.0	43,755	8,804
2.1 Allied lines	143,675	150,779	.0	76,319	84,926	83,824	9,201	.0	.0	.0	27,084	5,323
2.2 Multiple peril crop0	.0	.0	.0	.0	.0	.0	.0	.0	.0	.0	.0
2.3 Federal flood0	.0	.0	.0	.0	.0	.0	.0	.0	.0	.0	.0
3. Farmowners multiple peril0	.0	.0	.0	.0	.0	.0	.0	.0	.0	.0	.0
4. Homeowners multiple peril	134,437	128,106	.0	78,799	19,988	23,746	4,570	.0	37	37	25,681	4,981
5.1 Commercial multiple peril (non-liability portion)0	.0	.0	.0	.0	.0	.0	.0	.0	.0	.0	.0
5.2 Commercial multiple peril (liability portion)0	.0	.0	.0	.0	.0	.0	.0	.0	.0	.0	.0
6. Mortgage guaranty0	.0	.0	.0	.0	.0	.0	.0	.0	.0	.0	.0
8. Ocean marine0	.0	.0	.0	.0	.0	.0	.0	.0	.0	.0	.0
9. Inland marine0	.0	.0	.0	.0	.0	.0	.0	.0	.0	.0	.0
10. Financial guaranty0	.0	.0	.0	.0	.0	.0	.0	.0	.0	.0	.0
11. Medical professional liability0	.0	.0	.0	.0	.0	.0	.0	.0	.0	.0	.0
12. Earthquake0	.0	.0	.0	.0	.0	.0	.0	.0	.0	.0	.0
13. Group accident and health (b)0	.0	.0	.0	.0	.0	.0	.0	.0	.0	.0	.0
14. Credit accident and health (group and individual)0	.0	.0	.0	.0	.0	.0	.0	.0	.0	.0	.0
15.1 Collectively renewable accident and health (b)0	.0	.0	.0	.0	.0	.0	.0	.0	.0	.0	.0
15.2 Non-cancelable accident and health(b)0	.0	.0	.0	.0	.0	.0	.0	.0	.0	.0	.0
15.3 Guaranteed renewable accident and health(b)0	.0	.0	.0	.0	.0	.0	.0	.0	.0	.0	.0
15.4 Non-renewable for stated reasons only (b)0	.0	.0	.0	.0	.0	.0	.0	.0	.0	.0	.0
15.5 Other accident only0	.0	.0	.0	.0	.0	.0	.0	.0	.0	.0	.0
15.6 Medicare Title XVIII exempt from state taxes or fees0	.0	.0	.0	.0	.0	.0	.0	.0	.0	.0	.0
15.7 All other accident and health (b)0	.0	.0	.0	.0	.0	.0	.0	.0	.0	.0	.0
15.8 Federal employees health benefits program premium (b)0	.0	.0	.0	.0	.0	.0	.0	.0	.0	.0	.0
16. Workers' compensation0	.0	.0	.0	.0	.0	.0	.0	.0	.0	.0	.0
17.1 Other Liability - occurrence	43,887	45,527	.0	23,208	.0	1,000	51,000	.5	52	207	8,381	1,626
17.2 Other Liability - claims made0	.0	.0	.0	.0	.0	.0	.0	.0	.0	.0	.0
17.3 Excess workers' compensation0	.0	.0	.0	.0	.0	.0	.0	.0	.0	.0	.0
18. Products liability0	.0	.0	.0	.0	.0	.0	.0	.0	.0	.0	.0
19.1 Private passenger auto no-fault (personal injury protection)0	.0	.0	.0	.0	.0	.0	.0	.0	.0	.0	.0
19.2 Other private passenger auto liability	15,085	16,307	.0	6,984	.0	.0	.0	.0	.0	.0	2,625	559
19.3 Commercial auto no-fault (personal injury protection)0	.0	.0	.0	.0	.0	.0	.0	.0	.0	.0	.0
19.4 Other commercial auto liability0	.0	.0	.0	.0	.0	.0	.0	.0	.0	.0	.0
21.1 Private passenger auto physical damage	14,564	16,108	.0	7,472	7,906	3,088	196	.0	.0	.0	2,614	540
21.2 Commercial auto physical damage0	.0	.0	.0	.0	.0	.0	.0	.0	.0	.0	.0
22. Aircraft (all perils)0	.0	.0	.0	.0	.0	.0	.0	.0	.0	.0	.0
23. Fidelity0	.0	.0	.0	.0	.0	.0	.0	.0	.0	.0	.0
24. Surety0	.0	.0	.0	.0	.0	.0	.0	.0	.0	.0	.0
26. Burglary and theft0	.0	.0	.0	.0	.0	.0	.0	.0	.0	.0	.0
27. Boiler and machinery0	.0	.0	.0	.0	.0	.0	.0	.0	.0	.0	.0
28. Credit0	.0	.0	.0	.0	.0	.0	.0	.0	.0	.0	.0
30. Warranty0	.0	.0	.0	.0	.0	.0	.0	.0	.0	.0	.0
34. Aggregate write-ins for other lines of business0	.0	.0	.0	.0	.0	.0	.0	.0	.0	.0	.0
35. TOTALS (a)	589,263	607,811	0	318,552	167,072	141,836	69,892	5	89	244	110,141	21,832
DETAILS OF WRITE-INS												
3401.												
3402.												
3403.												
3498. Summary of remaining write-ins for Line 34 from overflow page0	.0	.0	.0	.0	.0	.0	.0	.0	.0	.0	.0
3499. Totals (Lines 3401 thru 3403 plus 3498)(Line 34 above)	0	0	0	0	0	0	0	0	0	0	0	0

(a) Finance and service charges not included in Lines 1 to 35 \$ 6,502
 (b) For health business on indicated lines report: Number of persons insured under PPO managed care products 0 and number of persons insured under indemnity only products 0

19 MT



ANNUAL STATEMENT FOR THE YEAR 2012 OF THE American Modern Select Insurance Co.

EXHIBIT OF PREMIUMS AND LOSSES (Statutory Page 14)

NAIC Group Code 0361 Direct Business in the state of Nebraska During the Year 2012 NAIC Company Code 38652

Line of Business	Gross Premiums, Including Policy and Membership Fees, Less Return Premiums and Premiums on Policies not Taken		3 Dividends Paid or Credited to Policyholders on Direct Business	4 Direct Unearned Premium Reserves	5 Direct Losses Paid (deducting salvage)	6 Direct Losses Incurred	7 Direct Losses Unpaid	8 Direct Defense and Cost Containment Expense Paid	9 Direct Defense and Cost Containment Expense Incurred	10 Direct Defense and Cost Containment Expense Unpaid	11 Commissions and Brokerage Expenses	12 Taxes, Licenses and Fees
	1 Direct Premiums Written	2 Direct Premiums Earned										
1. Fire0	.0	.0	.0	.0	.0	.0	.0	.0	.0	.0	.0
2.1 Allied lines0	.0	.0	.0	.0	.0	.0	.0	.0	.0	.0	.0
2.2 Multiple peril crop0	.0	.0	.0	.0	.0	.0	.0	.0	.0	.0	.0
2.3 Federal flood0	.0	.0	.0	.0	.0	.0	.0	.0	.0	.0	.0
3. Farmowners multiple peril0	.0	.0	.0	.0	.0	.0	.0	.0	.0	.0	.0
4. Homeowners multiple peril0	.0	.0	.0	.0	.0	.0	.0	.0	.0	.0	.0
5.1 Commercial multiple peril (non-liability portion)0	.0	.0	.0	.0	.0	.0	.0	.0	.0	.0	.0
5.2 Commercial multiple peril (liability portion)0	.0	.0	.0	.0	.0	.0	.0	.0	.0	.0	.0
6. Mortgage guaranty0	.0	.0	.0	.0	.0	.0	.0	.0	.0	.0	.0
8. Ocean marine0	.0	.0	.0	.0	.0	.0	.0	.0	.0	.0	.0
9. Inland marine0	.0	.0	.0	.0	.0	.0	.0	.0	.0	.0	.0
10. Financial guaranty0	.0	.0	.0	.0	.0	.0	.0	.0	.0	.0	.0
11. Medical professional liability0	.0	.0	.0	.0	.0	.0	.0	.0	.0	.0	.0
12. Earthquake0	.0	.0	.0	.0	.0	.0	.0	.0	.0	.0	.0
13. Group accident and health (b)0	.0	.0	.0	.0	.0	.0	.0	.0	.0	.0	.0
14. Credit accident and health (group and individual)0	.0	.0	.0	.0	.0	.0	.0	.0	.0	.0	.0
15.1 Collectively renewable accident and health (b)0	.0	.0	.0	.0	.0	.0	.0	.0	.0	.0	.0
15.2 Non-cancelable accident and health(b)0	.0	.0	.0	.0	.0	.0	.0	.0	.0	.0	.0
15.3 Guaranteed renewable accident and health(b)0	.0	.0	.0	.0	.0	.0	.0	.0	.0	.0	.0
15.4 Non-renewable for stated reasons only (b)0	.0	.0	.0	.0	.0	.0	.0	.0	.0	.0	.0
15.5 Other accident only0	.0	.0	.0	.0	.0	.0	.0	.0	.0	.0	.0
15.6 Medicare Title XVIII exempt from state taxes or fees0	.0	.0	.0	.0	.0	.0	.0	.0	.0	.0	.0
15.7 All other accident and health (b)0	.0	.0	.0	.0	.0	.0	.0	.0	.0	.0	.0
15.8 Federal employees health benefits program premium (b)0	.0	.0	.0	.0	.0	.0	.0	.0	.0	.0	.0
16. Workers' compensation0	.0	.0	.0	.0	.0	.0	.0	.0	.0	.0	.0
17.1 Other Liability - occurrence0	.0	.0	.0	.0	.0	.0	.0	.0	.0	.0	.0
17.2 Other Liability - claims made0	.0	.0	.0	.0	.0	.0	.0	.0	.0	.0	.0
17.3 Excess workers' compensation0	.0	.0	.0	.0	.0	.0	.0	.0	.0	.0	.0
18. Products liability0	.0	.0	.0	.0	.0	.0	.0	.0	.0	.0	.0
19.1 Private passenger auto no-fault (personal injury protection)0	.0	.0	.0	.0	.0	.0	.0	.0	.0	.0	.0
19.2 Other private passenger auto liability	16,002	18,162	.0	6,525	5,000	(1,620)	1,038	.0	(14,720)	.0	2,259	478
19.3 Commercial auto no-fault (personal injury protection)0	.0	.0	.0	.0	.0	.0	.0	.0	.0	.0	.0
19.4 Other commercial auto liability0	.0	.0	.0	.0	.0	.0	.0	.0	.0	.0	.0
21.1 Private passenger auto physical damage	6,980	8,795	.0	3,377	5,749	5,872	162	.0	.0	.0	974	208
21.2 Commercial auto physical damage0	.0	.0	.0	.0	.0	.0	.0	.0	.0	.0	.0
22. Aircraft (all perils)0	.0	.0	.0	.0	.0	.0	.0	.0	.0	.0	.0
23. Fidelity0	.0	.0	.0	.0	.0	.0	.0	.0	.0	.0	.0
24. Surety0	.0	.0	.0	.0	.0	.0	.0	.0	.0	.0	.0
26. Burglary and theft0	.0	.0	.0	.0	.0	.0	.0	.0	.0	.0	.0
27. Boiler and machinery0	.0	.0	.0	.0	.0	.0	.0	.0	.0	.0	.0
28. Credit0	.0	.0	.0	.0	.0	.0	.0	.0	.0	.0	.0
30. Warranty0	.0	.0	.0	.0	.0	.0	.0	.0	.0	.0	.0
34. Aggregate write-ins for other lines of business0	.0	.0	.0	.0	.0	.0	.0	.0	.0	.0	.0
35. TOTALS (a)	22,982	26,956	0	9,902	10,749	4,252	1,200	0	(14,720)	0	3,233	686
DETAILS OF WRITE-INS												
3401.												
3402.												
3403.												
3498. Summary of remaining write-ins for Line 34 from overflow page0	.0	.0	.0	.0	.0	.0	.0	.0	.0	.0	.0
3499. Totals (Lines 3401 thru 3403 plus 3498)(Line 34 above)	0	0	0	0	0	0	0	0	0	0	0	0

(a) Finance and service charges not included in Lines 1 to 35 \$569
 (b) For health business on indicated lines report: Number of persons insured under PPO managed care products0 and number of persons insured under indemnity only products0 .

19 NIE



ANNUAL STATEMENT FOR THE YEAR 2012 OF THE American Modern Select Insurance Co.

EXHIBIT OF PREMIUMS AND LOSSES (Statutory Page 14)

NAIC Group Code 0361

Direct Business in the state of Nevada

During the Year 2012

NAIC Company Code 38652

Line of Business	Gross Premiums, Including Policy and Membership Fees, Less Return Premiums and Premiums on Policies not Taken		3 Dividends Paid or Credited to Policyholders on Direct Business	4 Direct Unearned Premium Reserves	5 Direct Losses Paid (deducting salvage)	6 Direct Losses Incurred	7 Direct Losses Unpaid	8 Direct Defense and Cost Containment Expense Paid	9 Direct Defense and Cost Containment Expense Incurred	10 Direct Defense and Cost Containment Expense Unpaid	11 Commissions and Brokerage Expenses	12 Taxes, Licenses and Fees
	1 Direct Premiums Written	2 Direct Premiums Earned										
1. Fire	818,530	750,685	.0	387,490	53,055	12,650	8,066	.0	.0	.0	120,131	29,590
2.1 Allied lines	441,523	403,745	.0	202,684	141,988	130,880	15,527	.1	.1	.0	66,913	15,961
2.2 Multiple peril crop0	.0	.0	.0	.0	.0	.0	.0	.0	.0	.0	.0
2.3 Federal flood0	.0	.0	.0	.0	.0	.0	.0	.0	.0	.0	.0
3. Farmowners multiple peril0	.0	.0	.0	.0	.0	.0	.0	.0	.0	.0	.0
4. Homeowners multiple peril	1,813,891	1,550,495	.0	964,506	775,965	1,081,898	447,676	15,494	38,632	23,801	280,276	65,572
5.1 Commercial multiple peril (non-liability portion)0	.0	.0	.0	.0	.0	.0	.0	.0	.0	.0	.0
5.2 Commercial multiple peril (liability portion)0	.0	.0	.0	.0	.0	.0	.0	.0	.0	.0	.0
6. Mortgage guaranty0	.0	.0	.0	.0	.0	.0	.0	.0	.0	.0	.0
8. Ocean marine0	.0	.0	.0	.0	.0	.0	.0	.0	.0	.0	.0
9. Inland marine0	.0	.0	.0	.0	.0	.0	.0	.0	.0	.0	.0
10. Financial guaranty0	.0	.0	.0	.0	.0	.0	.0	.0	.0	.0	.0
11. Medical professional liability0	.0	.0	.0	.0	.0	.0	.0	.0	.0	.0	.0
12. Earthquake	32,316	25,173	.0	19,337	.0	.0	.0	.0	.0	.0	4,885	1,168
13. Group accident and health (b)0	.0	.0	.0	.0	.0	.0	.0	.0	.0	.0	.0
14. Credit accident and health (group and individual)0	.0	.0	.0	.0	.0	.0	.0	.0	.0	.0	.0
15.1 Collectively renewable accident and health (b)0	.0	.0	.0	.0	.0	.0	.0	.0	.0	.0	.0
15.2 Non-cancelable accident and health(b)0	.0	.0	.0	.0	.0	.0	.0	.0	.0	.0	.0
15.3 Guaranteed renewable accident and health(b)0	.0	.0	.0	.0	.0	.0	.0	.0	.0	.0	.0
15.4 Non-renewable for stated reasons only (b)0	.0	.0	.0	.0	.0	.0	.0	.0	.0	.0	.0
15.5 Other accident only0	.0	.0	.0	.0	.0	.0	.0	.0	.0	.0	.0
15.6 Medicare Title XVIII exempt from state taxes or fees0	.0	.0	.0	.0	.0	.0	.0	.0	.0	.0	.0
15.7 All other accident and health (b)0	.0	.0	.0	.0	.0	.0	.0	.0	.0	.0	.0
15.8 Federal employees health benefits program premium (b)0	.0	.0	.0	.0	.0	.0	.0	.0	.0	.0	.0
16. Workers' compensation0	.0	.0	.0	.0	.0	.0	.0	.0	.0	.0	.0
17.1 Other Liability - occurrence	206,888	180,502	.0	99,744	1,945	58,365	60,138	760	438	378	31,536	7,479
17.2 Other Liability - claims made0	.0	.0	.0	.0	.0	.0	.0	.0	.0	.0	.0
17.3 Excess workers' compensation0	.0	.0	.0	.0	.0	.0	.0	.0	.0	.0	.0
18. Products liability0	.0	.0	.0	.0	.0	.0	.0	.0	.0	.0	.0
19.1 Private passenger auto no-fault (personal injury protection)0	.0	.0	.0	.0	.0	.0	.0	.0	.0	.0	.0
19.2 Other private passenger auto liability	868,047	690,250	.0	390,671	208,558	258,798	121,362	181	452	587	125,378	31,380
19.3 Commercial auto no-fault (personal injury protection)0	.0	.0	.0	.0	.0	.0	.0	.0	.0	.0	.0
19.4 Other commercial auto liability0	.0	.0	.0	.0	.0	.0	.0	.0	.0	.0	.0
21.1 Private passenger auto physical damage	385,294	342,742	.0	188,304	199,489	242,313	59,192	358	624	114	55,566	13,928
21.2 Commercial auto physical damage0	.0	.0	.0	.0	.0	.0	.0	.0	.0	.0	.0
22. Aircraft (all perils)0	.0	.0	.0	.0	.0	.0	.0	.0	.0	.0	.0
23. Fidelity0	.0	.0	.0	.0	.0	.0	.0	.0	.0	.0	.0
24. Surety0	.0	.0	.0	.0	.0	.0	.0	.0	.0	.0	.0
26. Burglary and theft0	.0	.0	.0	.0	.0	.0	.0	.0	.0	.0	.0
27. Boiler and machinery0	.0	.0	.0	.0	.0	.0	.0	.0	.0	.0	.0
28. Credit0	.0	.0	.0	.0	.0	.0	.0	.0	.0	.0	.0
30. Warranty0	.0	.0	.0	.0	.0	.0	.0	.0	.0	.0	.0
34. Aggregate write-ins for other lines of business0	.0	.0	.0	.0	.0	.0	.0	.0	.0	.0	.0
35. TOTALS (a)	4,566,488	3,943,591	0	2,252,736	1,381,001	1,784,904	711,961	16,794	40,146	24,879	684,685	165,079
DETAILS OF WRITE-INS												
3401.												
3402.												
3403.												
3498. Summary of remaining write-ins for Line 34 from overflow page0	.0	.0	.0	.0	.0	.0	.0	.0	.0	.0	.0
3499. Totals (Lines 3401 thru 3403 plus 3498)(Line 34 above)	0	0	0	0	0	0	0	0	0	0	0	0

(a) Finance and service charges not included in Lines 1 to 35 \$ 64,834

(b) For health business on indicated lines report: Number of persons insured under PPO managed care products 0 and number of persons insured under indemnity only products 0

19 NV



ANNUAL STATEMENT FOR THE YEAR 2012 OF THE American Modern Select Insurance Co.

EXHIBIT OF PREMIUMS AND LOSSES (Statutory Page 14)

NAIC Group Code 0361

Direct Business in the state of New Hampshire

During the Year 2012

NAIC Company Code 38652

Line of Business	Gross Premiums, Including Policy and Membership Fees, Less Return Premiums and Premiums on Policies not Taken		3 Dividends Paid or Credited to Policyholders on Direct Business	4 Direct Unearned Premium Reserves	5 Direct Losses Paid (deducting salvage)	6 Direct Losses Incurred	7 Direct Losses Unpaid	8 Direct Defense and Cost Containment Expense Paid	9 Direct Defense and Cost Containment Expense Incurred	10 Direct Defense and Cost Containment Expense Unpaid	11 Commissions and Brokerage Expenses	12 Taxes, Licenses and Fees
	1 Direct Premiums Written	2 Direct Premiums Earned										
1. Fire												
2.1 Allied lines												
2.2 Multiple peril crop												
2.3 Federal flood												
3. Farmowners multiple peril												
4. Homeowners multiple peril												
5.1 Commercial multiple peril (non-liability portion)												
5.2 Commercial multiple peril (liability portion)												
6. Mortgage guaranty												
8. Ocean marine												
9. Inland marine												
10. Financial guaranty												
11. Medical professional liability												
12. Earthquake												
13. Group accident and health (b)												
14. Credit accident and health (group and individual)												
15.1 Collectively renewable accident and health (b)												
15.2 Non-cancelable accident and health(b)												
15.3 Guaranteed renewable accident and health(b)												
15.4 Non-renewable for stated reasons only (b)												
15.5 Other accident only												
15.6 Medicare Title XVIII exempt from state taxes or fees												
15.7 All other accident and health (b)												
15.8 Federal employees health benefits program premium (b)												
16. Workers' compensation												
17.1 Other Liability - occurrence												
17.2 Other Liability - claims made												
17.3 Excess workers' compensation												
18. Products liability												
19.1 Private passenger auto no-fault (personal injury protection)												
19.2 Other private passenger auto liability												
19.3 Commercial auto no-fault (personal injury protection)												
19.4 Other commercial auto liability												
21.1 Private passenger auto physical damage												
21.2 Commercial auto physical damage												
22. Aircraft (all perils)												
23. Fidelity												
24. Surety												
26. Burglary and theft												
27. Boiler and machinery												
28. Credit												
30. Warranty												
34. Aggregate write-ins for other lines of business												
35. TOTALS (a)												
DETAILS OF WRITE-INS												
3401.												
3402.												
3403.												
3498. Summary of remaining write-ins for Line 34 from overflow page												
3499. Totals (Lines 3401 thru 3403 plus 3498)(Line 34 above)												

NONE

HN'61

(a) Finance and service charges not included in Lines 1 to 35 \$
 (b) For health business on indicated lines report: Number of persons insured under PPO managed care products and number of persons insured under indemnity only products



ANNUAL STATEMENT FOR THE YEAR 2012 OF THE American Modern Select Insurance Co.

EXHIBIT OF PREMIUMS AND LOSSES (Statutory Page 14)

NAIC Group Code 0361

Direct Business in the state of New Jersey

During the Year 2012

NAIC Company Code 38652

Line of Business	Gross Premiums, Including Policy and Membership Fees, Less Return Premiums and Premiums on Policies not Taken		3 Dividends Paid or Credited to Policyholders on Direct Business	4 Direct Unearned Premium Reserves	5 Direct Losses Paid (deducting salvage)	6 Direct Losses Incurred	7 Direct Losses Unpaid	8 Direct Defense and Cost Containment Expense Paid	9 Direct Defense and Cost Containment Expense Incurred	10 Direct Defense and Cost Containment Expense Unpaid	11 Commissions and Brokerage Expenses	12 Taxes, Licenses and Fees
	1 Direct Premiums Written	2 Direct Premiums Earned										
1. Fire												
2.1 Allied lines												
2.2 Multiple peril crop												
2.3 Federal flood												
3. Farmowners multiple peril												
4. Homeowners multiple peril												
5.1 Commercial multiple peril (non-liability portion)												
5.2 Commercial multiple peril (liability portion)												
6. Mortgage guaranty												
8. Ocean marine												
9. Inland marine												
10. Financial guaranty												
11. Medical professional liability												
12. Earthquake												
13. Group accident and health (b)												
14. Credit accident and health (group and individual)												
15.1 Collectively renewable accident and health (b)												
15.2 Non-cancelable accident and health(b)												
15.3 Guaranteed renewable accident and health(b)												
15.4 Non-renewable for stated reasons only (b)												
15.5 Other accident only												
15.6 Medicare Title XVIII exempt from state taxes or fees												
15.7 All other accident and health (b)												
15.8 Federal employees health benefits program premium (b)												
16. Workers' compensation												
17.1 Other Liability - occurrence												
17.2 Other Liability - claims made												
17.3 Excess workers' compensation												
18. Products liability												
19.1 Private passenger auto no-fault (personal injury protection)												
19.2 Other private passenger auto liability												
19.3 Commercial auto no-fault (personal injury protection)												
19.4 Other commercial auto liability												
21.1 Private passenger auto physical damage												
21.2 Commercial auto physical damage												
22. Aircraft (all perils)												
23. Fidelity												
24. Surety												
26. Burglary and theft												
27. Boiler and machinery												
28. Credit												
30. Warranty												
34. Aggregate write-ins for other lines of business												
35. TOTALS (a)												
DETAILS OF WRITE-INS												
3401.												
3402.												
3403.												
3498. Summary of remaining write-ins for Line 34 from overflow page												
3499. Totals (Lines 3401 thru 3403 plus 3498)(Line 34 above)												

NONE

(a) Finance and service charges not included in Lines 1 to 35 \$

(b) For health business on indicated lines report: Number of persons insured under PPO managed care products and number of persons insured under indemnity only products

19.NJ



ANNUAL STATEMENT FOR THE YEAR 2012 OF THE American Modern Select Insurance Co.

EXHIBIT OF PREMIUMS AND LOSSES (Statutory Page 14)

NAIC Group Code 0361

Direct Business in the state of New Mexico

During the Year 2012

NAIC Company Code 38652

Line of Business	Gross Premiums, Including Policy and Membership Fees, Less Return Premiums and Premiums on Policies not Taken		3 Dividends Paid or Credited to Policyholders on Direct Business	4 Direct Unearned Premium Reserves	5 Direct Losses Paid (deducting salvage)	6 Direct Losses Incurred	7 Direct Losses Unpaid	8 Direct Defense and Cost Containment Expense Paid	9 Direct Defense and Cost Containment Expense Incurred	10 Direct Defense and Cost Containment Expense Unpaid	11 Commissions and Brokerage Expenses	12 Taxes, Licenses and Fees
	1 Direct Premiums Written	2 Direct Premiums Earned										
1. Fire0	.0	.0	.0	.0	.0	.0	.0	.0	.0	.0	.0
2.1 Allied lines0	.0	.0	.0	.0	.0	.0	.0	.0	.0	.0	.0
2.2 Multiple peril crop0	.0	.0	.0	.0	.0	.0	.0	.0	.0	.0	.0
2.3 Federal flood0	.0	.0	.0	.0	.0	.0	.0	.0	.0	.0	.0
3. Farmowners multiple peril0	.0	.0	.0	.0	.0	.0	.0	.0	.0	.0	.0
4. Homeowners multiple peril	2,188,832	1,874,986	.0	1,139,853	1,411,833	1,181,019	276,989	113,180	119,232	6,052	413,403	79,126
5.1 Commercial multiple peril (non-liability portion)0	.0	.0	.0	.0	.0	.0	.0	.0	.0	.0	.0
5.2 Commercial multiple peril (liability portion)0	.0	.0	.0	.0	.0	.0	.0	.0	.0	.0	.0
6. Mortgage guaranty0	.0	.0	.0	.0	.0	.0	.0	.0	.0	.0	.0
8. Ocean marine0	.0	.0	.0	.0	.0	.0	.0	.0	.0	.0	.0
9. Inland marine	2,214	1,936	.0	973	.0	.0	.0	.0	.0	.0	346	80
10. Financial guaranty0	.0	.0	.0	.0	.0	.0	.0	.0	.0	.0	.0
11. Medical professional liability0	.0	.0	.0	.0	.0	.0	.0	.0	.0	.0	.0
12. Earthquake0	.0	.0	.0	.0	.0	.0	.0	.0	.0	.0	.0
13. Group accident and health (b)0	.0	.0	.0	.0	.0	.0	.0	.0	.0	.0	.0
14. Credit accident and health (group and individual)0	.0	.0	.0	.0	.0	.0	.0	.0	.0	.0	.0
15.1 Collectively renewable accident and health (b)0	.0	.0	.0	.0	.0	.0	.0	.0	.0	.0	.0
15.2 Non-cancelable accident and health(b)0	.0	.0	.0	.0	.0	.0	.0	.0	.0	.0	.0
15.3 Guaranteed renewable accident and health(b)0	.0	.0	.0	.0	.0	.0	.0	.0	.0	.0	.0
15.4 Non-renewable for stated reasons only (b)0	.0	.0	.0	.0	.0	.0	.0	.0	.0	.0	.0
15.5 Other accident only0	.0	.0	.0	.0	.0	.0	.0	.0	.0	.0	.0
15.6 Medicare Title XVIII exempt from state taxes or fees0	.0	.0	.0	.0	.0	.0	.0	.0	.0	.0	.0
15.7 All other accident and health (b)0	.0	.0	.0	.0	.0	.0	.0	.0	.0	.0	.0
15.8 Federal employees health benefits program premium (b)0	.0	.0	.0	.0	.0	.0	.0	.0	.0	.0	.0
16. Workers' compensation0	.0	.0	.0	.0	.0	.0	.0	.0	.0	.0	.0
17.1 Other Liability - occurrence0	.0	.0	.0	.0	.0	.0	.0	.0	.0	.0	.0
17.2 Other Liability - claims made0	.0	.0	.0	.0	.0	.0	.0	.0	.0	.0	.0
17.3 Excess workers' compensation0	.0	.0	.0	.0	.0	.0	.0	.0	.0	.0	.0
18. Products liability0	.0	.0	.0	.0	.0	.0	.0	.0	.0	.0	.0
19.1 Private passenger auto no-fault (personal injury protection)0	.0	.0	.0	.0	.0	.0	.0	.0	.0	.0	.0
19.2 Other private passenger auto liability	29,975	29,684	.0	15,168	32,144	(11,583)	256,672	2,979	4,564	2,210	4,349	1,084
19.3 Commercial auto no-fault (personal injury protection)0	.0	.0	.0	.0	.0	.0	.0	.0	.0	.0	.0
19.4 Other commercial auto liability0	.0	.0	.0	.0	.0	.0	.0	.0	.0	.0	.0
21.1 Private passenger auto physical damage	20,699	23,961	.0	10,706	12,601	12,893	312	53	70	17	3,052	748
21.2 Commercial auto physical damage0	.0	.0	.0	.0	.0	.0	.0	.0	.0	.0	.0
22. Aircraft (all perils)0	.0	.0	.0	.0	.0	.0	.0	.0	.0	.0	.0
23. Fidelity0	.0	.0	.0	.0	.0	.0	.0	.0	.0	.0	.0
24. Surety0	.0	.0	.0	.0	.0	.0	.0	.0	.0	.0	.0
26. Burglary and theft0	.0	.0	.0	.0	.0	.0	.0	.0	.0	.0	.0
27. Boiler and machinery0	.0	.0	.0	.0	.0	.0	.0	.0	.0	.0	.0
28. Credit0	.0	.0	.0	.0	.0	.0	.0	.0	.0	.0	.0
30. Warranty0	.0	.0	.0	.0	.0	.0	.0	.0	.0	.0	.0
34. Aggregate write-ins for other lines of business0	.0	.0	.0	.0	.0	.0	.0	.0	.0	.0	.0
35. TOTALS (a)	2,241,720	1,930,567	0	1,166,699	1,456,578	1,182,329	533,973	116,211	123,866	8,279	421,150	81,038
DETAILS OF WRITE-INS												
3401.												
3402.												
3403.												
3498. Summary of remaining write-ins for Line 34 from overflow page0	.0	.0	.0	.0	.0	.0	.0	.0	.0	.0	.0
3499. Totals (Lines 3401 thru 3403 plus 3498)(Line 34 above)	0	0	0	0	0	0	0	0	0	0	0	0

(a) Finance and service charges not included in Lines 1 to 35 \$ 41,849

(b) For health business on indicated lines report: Number of persons insured under PPO managed care products 0 and number of persons insured under indemnity only products 0

19 NM



ANNUAL STATEMENT FOR THE YEAR 2012 OF THE American Modern Select Insurance Co.

EXHIBIT OF PREMIUMS AND LOSSES (Statutory Page 14)

NAIC Group Code 0361

Direct Business in the state of New York

During the Year 2012

NAIC Company Code 38652

Line of Business	Gross Premiums, Including Policy and Membership Fees, Less Return Premiums and Premiums on Policies not Taken		3 Dividends Paid or Credited to Policyholders on Direct Business	4 Direct Unearned Premium Reserves	5 Direct Losses Paid (deducting salvage)	6 Direct Losses Incurred	7 Direct Losses Unpaid	8 Direct Defense and Cost Containment Expense Paid	9 Direct Defense and Cost Containment Expense Incurred	10 Direct Defense and Cost Containment Expense Unpaid	11 Commissions and Brokerage Expenses	12 Taxes, Licenses and Fees
	1 Direct Premiums Written	2 Direct Premiums Earned										
1. Fire												
2.1 Allied lines												
2.2 Multiple peril crop												
2.3 Federal flood												
3. Farmowners multiple peril												
4. Homeowners multiple peril												
5.1 Commercial multiple peril (non-liability portion)												
5.2 Commercial multiple peril (liability portion)												
6. Mortgage guaranty												
8. Ocean marine												
9. Inland marine												
10. Financial guaranty												
11. Medical professional liability												
12. Earthquake												
13. Group accident and health (b)												
14. Credit accident and health (group and individual)												
15.1 Collectively renewable accident and health (b)												
15.2 Non-cancelable accident and health(b)												
15.3 Guaranteed renewable accident and health(b)												
15.4 Non-renewable for stated reasons only (b)												
15.5 Other accident only												
15.6 Medicare Title XVIII exempt from state taxes or fees												
15.7 All other accident and health (b)												
15.8 Federal employees health benefits program premium (b)												
16. Workers' compensation												
17.1 Other Liability - occurrence												
17.2 Other Liability - claims made												
17.3 Excess workers' compensation												
18. Products liability												
19.1 Private passenger auto no-fault (personal injury protection)												
19.2 Other private passenger auto liability												
19.3 Commercial auto no-fault (personal injury protection)												
19.4 Other commercial auto liability												
21.1 Private passenger auto physical damage												
21.2 Commercial auto physical damage												
22. Aircraft (all perils)												
23. Fidelity												
24. Surety												
26. Burglary and theft												
27. Boiler and machinery												
28. Credit												
30. Warranty												
34. Aggregate write-ins for other lines of business												
35. TOTALS (a)												
DETAILS OF WRITE-INS												
3401.												
3402.												
3403.												
3498. Summary of remaining write-ins for Line 34 from overflow page												
3499. Totals (Lines 3401 thru 3403 plus 3498)(Line 34 above)												

NONE

19.NY

(a) Finance and service charges not included in Lines 1 to 35 \$
(b) For health business on indicated lines report: Number of persons insured under PPO managed care products and number of persons insured under indemnity only products



ANNUAL STATEMENT FOR THE YEAR 2012 OF THE American Modern Select Insurance Co.

EXHIBIT OF PREMIUMS AND LOSSES (Statutory Page 14)

NAIC Group Code 0361

Direct Business in the state of North Carolina

During the Year 2012

NAIC Company Code 38652

Line of Business	Gross Premiums, Including Policy and Membership Fees, Less Return Premiums and Premiums on Policies not Taken		3 Dividends Paid or Credited to Policyholders on Direct Business	4 Direct Unearned Premium Reserves	5 Direct Losses Paid (deducting salvage)	6 Direct Losses Incurred	7 Direct Losses Unpaid	8 Direct Defense and Cost Containment Expense Paid	9 Direct Defense and Cost Containment Expense Incurred	10 Direct Defense and Cost Containment Expense Unpaid	11 Commissions and Brokerage Expenses	12 Taxes, Licenses and Fees
	1 Direct Premiums Written	2 Direct Premiums Earned										
1. Fire	3,053,030	2,451,565	.0	1,567,565	1,167,585	1,249,508	599,589	17,191	24,530	8,829	464,456	79,837
2.1 Allied lines	3,277,981	2,798,922	.0	1,751,474	1,425,209	1,302,731	137,146	3,741	4,578	960	496,708	85,719
2.2 Multiple peril crop0	.0	.0	.0	.0	.0	.0	.0	.0	.0	.0	.0
2.3 Federal flood0	.0	.0	.0	.0	.0	.0	.0	.0	.0	.0	.0
3. Farmowners multiple peril0	.0	.0	.0	.0	.0	.0	.0	.0	.0	.0	.0
4. Homeowners multiple peril0	.0	.0	.0	.0	.0	.0	.0	.0	.0	.0	.0
5.1 Commercial multiple peril (non-liability portion)0	.0	.0	.0	.0	.0	.0	.0	.0	.0	.0	.0
5.2 Commercial multiple peril (liability portion)0	.0	.0	.0	.0	.0	.0	.0	.0	.0	.0	.0
6. Mortgage guaranty0	.0	.0	.0	.0	.0	.0	.0	.0	.0	.0	.0
8. Ocean marine0	.0	.0	.0	.0	.0	.0	.0	.0	.0	.0	.0
9. Inland marine	11,671	13,221	.0	6,297	5,280	15,845	12,265	.1	.1	.0	2,250	305
10. Financial guaranty0	.0	.0	.0	.0	.0	.0	.0	.0	.0	.0	.0
11. Medical professional liability0	.0	.0	.0	.0	.0	.0	.0	.0	.0	.0	.0
12. Earthquake0	.0	.0	.0	.0	.0	.0	.0	.0	.0	.0	.0
13. Group accident and health (b)0	.0	.0	.0	.0	.0	.0	.0	.0	.0	.0	.0
14. Credit accident and health (group and individual)0	.0	.0	.0	.0	.0	.0	.0	.0	.0	.0	.0
15.1 Collectively renewable accident and health (b)0	.0	.0	.0	.0	.0	.0	.0	.0	.0	.0	.0
15.2 Non-cancelable accident and health(b)0	.0	.0	.0	.0	.0	.0	.0	.0	.0	.0	.0
15.3 Guaranteed renewable accident and health(b)0	.0	.0	.0	.0	.0	.0	.0	.0	.0	.0	.0
15.4 Non-renewable for stated reasons only (b)0	.0	.0	.0	.0	.0	.0	.0	.0	.0	.0	.0
15.5 Other accident only0	.0	.0	.0	.0	.0	.0	.0	.0	.0	.0	.0
15.6 Medicare Title XVIII exempt from state taxes or fees0	.0	.0	.0	.0	.0	.0	.0	.0	.0	.0	.0
15.7 All other accident and health (b)0	.0	.0	.0	.0	.0	.0	.0	.0	.0	.0	.0
15.8 Federal employees health benefits program premium (b)0	.0	.0	.0	.0	.0	.0	.0	.0	.0	.0	.0
16. Workers' compensation0	.0	.0	.0	.0	.0	.0	.0	.0	.0	.0	.0
17.1 Other Liability - occurrence	953,072	795,494	.0	496,972	12,867	(265,730)	84,529	2,376	(6,072)	5,185	145,171	24,923
17.2 Other Liability - claims made0	.0	.0	.0	.0	.0	.0	.0	.0	.0	.0	.0
17.3 Excess workers' compensation0	.0	.0	.0	.0	.0	.0	.0	.0	.0	.0	.0
18. Products liability0	.0	.0	.0	.0	.0	.0	.0	.0	.0	.0	.0
19.1 Private passenger auto no-fault (personal injury protection)0	.0	.0	.0	.0	.0	.0	.0	.0	.0	.0	.0
19.2 Other private passenger auto liability0	.0	.0	.0	.0	.0	.0	.0	.0	.0	.0	.0
19.3 Commercial auto no-fault (personal injury protection)0	.0	.0	.0	.0	.0	.0	.0	.0	.0	.0	.0
19.4 Other commercial auto liability0	.0	.0	.0	.0	.0	.0	.0	.0	.0	.0	.0
21.1 Private passenger auto physical damage0	.0	.0	.0	.0	.0	.0	.0	.0	.0	.0	.0
21.2 Commercial auto physical damage0	.0	.0	.0	.0	.0	.0	.0	.0	.0	.0	.0
22. Aircraft (all perils)0	.0	.0	.0	.0	.0	.0	.0	.0	.0	.0	.0
23. Fidelity0	.0	.0	.0	.0	.0	.0	.0	.0	.0	.0	.0
24. Surety0	.0	.0	.0	.0	.0	.0	.0	.0	.0	.0	.0
26. Burglary and theft0	.0	.0	.0	.0	.0	.0	.0	.0	.0	.0	.0
27. Boiler and machinery0	.0	.0	.0	.0	.0	.0	.0	.0	.0	.0	.0
28. Credit0	.0	.0	.0	.0	.0	.0	.0	.0	.0	.0	.0
30. Warranty0	.0	.0	.0	.0	.0	.0	.0	.0	.0	.0	.0
34. Aggregate write-ins for other lines of business0	.0	.0	.0	.0	.0	.0	.0	.0	.0	.0	.0
35. TOTALS (a)	7,295,753	6,059,203	0	3,822,307	2,610,941	2,302,354	833,528	23,309	23,038	14,975	1,108,585	190,784
DETAILS OF WRITE-INS												
3401.												
3402.												
3403.												
3498. Summary of remaining write-ins for Line 34 from overflow page0	.0	.0	.0	.0	.0	.0	.0	.0	.0	.0	.0
3499. Totals (Lines 3401 thru 3403 plus 3498)(Line 34 above)	0	0	0	0	0	0	0	0	0	0	0	0

(a) Finance and service charges not included in Lines 1 to 35 \$ 67,034

(b) For health business on indicated lines report: Number of persons insured under PPO managed care products 0 and number of persons insured under indemnity only products 0

19 NC



ANNUAL STATEMENT FOR THE YEAR 2012 OF THE American Modern Select Insurance Co.

EXHIBIT OF PREMIUMS AND LOSSES (Statutory Page 14)

NAIC Group Code 0361

Direct Business in the state of North Dakota

During the Year 2012

NAIC Company Code 38652

Line of Business	Gross Premiums, Including Policy and Membership Fees, Less Return Premiums and Premiums on Policies not Taken		3 Dividends Paid or Credited to Policyholders on Direct Business	4 Direct Unearned Premium Reserves	5 Direct Losses Paid (deducting salvage)	6 Direct Losses Incurred	7 Direct Losses Unpaid	8 Direct Defense and Cost Containment Expense Paid	9 Direct Defense and Cost Containment Expense Incurred	10 Direct Defense and Cost Containment Expense Unpaid	11 Commissions and Brokerage Expenses	12 Taxes, Licenses and Fees
	1 Direct Premiums Written	2 Direct Premiums Earned										
1. Fire	107,401	78,058	.0	56,990	65,000	70,677	5,900	.0	.0	.0	19,807	3,056
2.1 Allied lines	50,784	38,777	.0	26,995	792	(970)	25	.0	.0	.0	9,496	1,445
2.2 Multiple peril crop0	.0	.0	.0	.0	.0	.0	.0	.0	.0	.0	.0
2.3 Federal flood0	.0	.0	.0	.0	.0	.0	.0	.0	.0	.0	.0
3. Farmowners multiple peril0	.0	.0	.0	.0	.0	.0	.0	.0	.0	.0	.0
4. Homeowners multiple peril0	.0	.0	.0	.0	.0	.0	.0	.0	.0	.0	.0
5.1 Commercial multiple peril (non-liability portion)0	.0	.0	.0	.0	.0	.0	.0	.0	.0	.0	.0
5.2 Commercial multiple peril (liability portion)0	.0	.0	.0	.0	.0	.0	.0	.0	.0	.0	.0
6. Mortgage guaranty0	.0	.0	.0	.0	.0	.0	.0	.0	.0	.0	.0
8. Ocean marine0	.0	.0	.0	.0	.0	.0	.0	.0	.0	.0	.0
9. Inland marine0	.0	.0	.0	.0	.0	.0	.0	.0	.0	.0	.0
10. Financial guaranty0	.0	.0	.0	.0	.0	.0	.0	.0	.0	.0	.0
11. Medical professional liability0	.0	.0	.0	.0	.0	.0	.0	.0	.0	.0	.0
12. Earthquake0	.0	.0	.0	.0	.0	.0	.0	.0	.0	.0	.0
13. Group accident and health (b)0	.0	.0	.0	.0	.0	.0	.0	.0	.0	.0	.0
14. Credit accident and health (group and individual)0	.0	.0	.0	.0	.0	.0	.0	.0	.0	.0	.0
15.1 Collectively renewable accident and health (b)0	.0	.0	.0	.0	.0	.0	.0	.0	.0	.0	.0
15.2 Non-cancelable accident and health(b)0	.0	.0	.0	.0	.0	.0	.0	.0	.0	.0	.0
15.3 Guaranteed renewable accident and health(b)0	.0	.0	.0	.0	.0	.0	.0	.0	.0	.0	.0
15.4 Non-renewable for stated reasons only (b)0	.0	.0	.0	.0	.0	.0	.0	.0	.0	.0	.0
15.5 Other accident only0	.0	.0	.0	.0	.0	.0	.0	.0	.0	.0	.0
15.6 Medicare Title XVIII exempt from state taxes or fees0	.0	.0	.0	.0	.0	.0	.0	.0	.0	.0	.0
15.7 All other accident and health (b)0	.0	.0	.0	.0	.0	.0	.0	.0	.0	.0	.0
15.8 Federal employees health benefits program premium (b)0	.0	.0	.0	.0	.0	.0	.0	.0	.0	.0	.0
16. Workers' compensation0	.0	.0	.0	.0	.0	.0	.0	.0	.0	.0	.0
17.1 Other Liability - occurrence	13,337	10,327	.0	7,183	.0	.0	.0	.0	.0	.0	2,486	379
17.2 Other Liability - claims made0	.0	.0	.0	.0	.0	.0	.0	.0	.0	.0	.0
17.3 Excess workers' compensation0	.0	.0	.0	.0	.0	.0	.0	.0	.0	.0	.0
18. Products liability0	.0	.0	.0	.0	.0	.0	.0	.0	.0	.0	.0
19.1 Private passenger auto no-fault (personal injury protection)0	.0	.0	.0	.0	.0	.0	.0	.0	.0	.0	.0
19.2 Other private passenger auto liability	136,905	126,164	.0	62,386	621,902	1,157,883	662,908	322	2,730	2,644	25,414	3,895
19.3 Commercial auto no-fault (personal injury protection)0	.0	.0	.0	.0	.0	.0	.0	.0	.0	.0	.0
19.4 Other commercial auto liability0	.0	.0	.0	.0	.0	.0	.0	.0	.0	.0	.0
21.1 Private passenger auto physical damage	122,635	130,384	.0	54,013	69,034	84,283	15,309	105	149	33	22,915	3,489
21.2 Commercial auto physical damage0	.0	.0	.0	.0	.0	.0	.0	.0	.0	.0	.0
22. Aircraft (all perils)0	.0	.0	.0	.0	.0	.0	.0	.0	.0	.0	.0
23. Fidelity0	.0	.0	.0	.0	.0	.0	.0	.0	.0	.0	.0
24. Surety0	.0	.0	.0	.0	.0	.0	.0	.0	.0	.0	.0
26. Burglary and theft0	.0	.0	.0	.0	.0	.0	.0	.0	.0	.0	.0
27. Boiler and machinery0	.0	.0	.0	.0	.0	.0	.0	.0	.0	.0	.0
28. Credit0	.0	.0	.0	.0	.0	.0	.0	.0	.0	.0	.0
30. Warranty0	.0	.0	.0	.0	.0	.0	.0	.0	.0	.0	.0
34. Aggregate write-ins for other lines of business0	.0	.0	.0	.0	.0	.0	.0	.0	.0	.0	.0
35. TOTALS (a)	431,062	383,710	0	207,567	756,727	1,311,873	684,142	426	2,879	2,677	80,117	12,264
DETAILS OF WRITE-INS												
3401.												
3402.												
3403.												
3498. Summary of remaining write-ins for Line 34 from overflow page0	.0	.0	.0	.0	.0	.0	.0	.0	.0	.0	.0
3499. Totals (Lines 3401 thru 3403 plus 3498)(Line 34 above)	0	0	0	0	0	0	0	0	0	0	0	0

(a) Finance and service charges not included in Lines 1 to 35 \$ 3,777

(b) For health business on indicated lines report: Number of persons insured under PPO managed care products 0 and number of persons insured under indemnity only products 0

19 IND



ANNUAL STATEMENT FOR THE YEAR 2012 OF THE American Modern Select Insurance Co.

EXHIBIT OF PREMIUMS AND LOSSES (Statutory Page 14)

NAIC Group Code 0361

Direct Business in the state of Ohio

During the Year 2012

NAIC Company Code 38652

Table with 12 columns: Line of Business, Direct Premiums Written, Direct Premiums Earned, Dividends Paid or Credited to Policyholders on Direct Business, Direct Unearned Premium Reserves, Direct Losses Paid (deducting salvage), Direct Losses Incurred, Direct Losses Unpaid, Direct Defense and Cost Containment Expense Paid, Direct Defense and Cost Containment Expense Incurred, Direct Defense and Cost Containment Expense Unpaid, Commissions and Brokerage Expenses, Taxes, Licenses and Fees. Rows include various insurance categories like Fire, Multiple peril crop, Federal flood, etc., and a 'TOTALS (a)' row.

(a) Finance and service charges not included in Lines 1 to 35 \$ 264,905

(b) For health business on indicated lines report: Number of persons insured under PPO managed care products 0 and number of persons insured under indemnity only products 0

HO 91



ANNUAL STATEMENT FOR THE YEAR 2012 OF THE American Modern Select Insurance Co.

EXHIBIT OF PREMIUMS AND LOSSES (Statutory Page 14)

NAIC Group Code 0361

Direct Business in the state of Oklahoma

During the Year 2012

NAIC Company Code 38652

Line of Business	Gross Premiums, Including Policy and Membership Fees, Less Return Premiums and Premiums on Policies not Taken		3 Dividends Paid or Credited to Policyholders on Direct Business	4 Direct Unearned Premium Reserves	5 Direct Losses Paid (deducting salvage)	6 Direct Losses Incurred	7 Direct Losses Unpaid	8 Direct Defense and Cost Containment Expense Paid	9 Direct Defense and Cost Containment Expense Incurred	10 Direct Defense and Cost Containment Expense Unpaid	11 Commissions and Brokerage Expenses	12 Taxes, Licenses and Fees
	1 Direct Premiums Written	2 Direct Premiums Earned										
1. Fire	651	30,320	.0	.0	47,868	3,913	4,345	1,936	2,495	994	169	20
2.1 Allied lines	3,045	2,919	.0	462	.0	(99,156)	.0	.0	.0	.0	872	93
2.2 Multiple peril crop0	.0	.0	.0	.0	.0	.0	.0	.0	.0	.0	.0
2.3 Federal flood0	.0	.0	.0	.0	.0	.0	.0	.0	.0	.0	.0
3. Farmowners multiple peril0	.0	.0	.0	.0	.0	.0	.0	.0	.0	.0	.0
4. Homeowners multiple peril0	.0	.0	.0	.0	.0	.0	.0	.0	.0	.0	.0
5.1 Commercial multiple peril (non-liability portion)	50,074	51,296	.0	30,395	27,335	40,771	13,436	.0	7,167	7,167	14,647	1,530
5.2 Commercial multiple peril (liability portion)	278	751	.0	.0	17,503	96,696	79,194	615	1,101	486	65	8
6. Mortgage guaranty0	.0	.0	.0	.0	.0	.0	.0	.0	.0	.0	.0
8. Ocean marine0	.0	.0	.0	.0	.0	.0	.0	.0	.0	.0	.0
9. Inland marine0	3	.0	.0	3,000	70,580	200,131	61,190	76,949	29,190	.0	.0
10. Financial guaranty0	.0	.0	.0	.0	.0	.0	.0	.0	.0	.0	.0
11. Medical professional liability0	.0	.0	.0	.0	.0	.0	.0	.0	.0	.0	.0
12. Earthquake0	.0	.0	.0	.0	.0	.0	.0	.0	.0	.0	.0
13. Group accident and health (b)0	.0	.0	.0	.0	.0	.0	.0	.0	.0	.0	.0
14. Credit accident and health (group and individual)0	.0	.0	.0	.0	.0	.0	.0	.0	.0	.0	.0
15.1 Collectively renewable accident and health (b)0	.0	.0	.0	.0	.0	.0	.0	.0	.0	.0	.0
15.2 Non-cancelable accident and health(b)0	.0	.0	.0	.0	.0	.0	.0	.0	.0	.0	.0
15.3 Guaranteed renewable accident and health(b)0	.0	.0	.0	.0	.0	.0	.0	.0	.0	.0	.0
15.4 Non-renewable for stated reasons only (b)0	.0	.0	.0	.0	.0	.0	.0	.0	.0	.0	.0
15.5 Other accident only0	.0	.0	.0	.0	.0	.0	.0	.0	.0	.0	.0
15.6 Medicare Title XVIII exempt from state taxes or fees0	.0	.0	.0	.0	.0	.0	.0	.0	.0	.0	.0
15.7 All other accident and health (b)0	.0	.0	.0	.0	.0	.0	.0	.0	.0	.0	.0
15.8 Federal employees health benefits program premium (b)0	.0	.0	.0	.0	.0	.0	.0	.0	.0	.0	.0
16. Workers' compensation0	.0	.0	.0	.0	.0	.0	.0	.0	.0	.0	.0
17.1 Other Liability - occurrence	(1,805)	82,010	.0	.0	27,601	599,228	1,372,480	309,320	348,860	222,346	(542)	.0
17.2 Other Liability - claims made0	.0	.0	.0	.0	.0	.0	.0	.0	.0	.0	.0
17.3 Excess workers' compensation0	.0	.0	.0	.0	.0	.0	.0	.0	.0	.0	.0
18. Products liability0	.0	.0	.0	.0	.0	.0	.0	.0	.0	.0	.0
19.1 Private passenger auto no-fault (personal injury protection)0	.0	.0	.0	.0	.0	.0	.0	.0	.0	.0	.0
19.2 Other private passenger auto liability0	.0	.0	.0	.0	.0	.0	.0	.0	.0	.0	.0
19.3 Commercial auto no-fault (personal injury protection)0	.0	.0	.0	.0	.0	.0	.0	.0	.0	.0	.0
19.4 Other commercial auto liability0	.0	.0	.0	.0	.0	.0	.0	.0	.0	.0	.0
21.1 Private passenger auto physical damage0	.0	.0	.0	.0	.0	.0	.0	.0	.0	.0	.0
21.2 Commercial auto physical damage0	.0	.0	.0	.0	.0	.0	.0	.0	.0	.0	.0
22. Aircraft (all perils)0	.0	.0	.0	.0	.0	.0	.0	.0	.0	.0	.0
23. Fidelity0	.0	.0	.0	.0	.0	.0	.0	.0	.0	.0	.0
24. Surety0	.0	.0	.0	.0	.0	.0	.0	.0	.0	.0	.0
26. Burglary and theft0	.0	.0	.0	.0	.0	.0	.0	.0	.0	.0	.0
27. Boiler and machinery0	.0	.0	.0	.0	.0	.0	.0	.0	.0	.0	.0
28. Credit0	.0	.0	.0	.0	.0	.0	.0	.0	.0	.0	.0
30. Warranty0	.0	.0	.0	.0	.0	.0	.0	.0	.0	.0	.0
34. Aggregate write-ins for other lines of business0	.0	.0	.0	.0	.0	.0	.0	.0	.0	.0	.0
35. TOTALS (a)	52,243	167,300	0	30,858	123,307	712,033	1,669,587	373,061	436,571	260,183	15,211	1,651
DETAILS OF WRITE-INS												
3401.												
3402.												
3403.												
3498. Summary of remaining write-ins for Line 34 from overflow page0	.0	.0	.0	.0	.0	.0	.0	.0	.0	.0	.0
3499. Totals (Lines 3401 thru 3403 plus 3498)(Line 34 above)	0	0	0	0	0	0	0	0	0	0	0	0

(a) Finance and service charges not included in Lines 1 to 35 \$.475

(b) For health business on indicated lines report: Number of persons insured under PPO managed care products .0 and number of persons insured under indemnity only products .0

19.0K



ANNUAL STATEMENT FOR THE YEAR 2012 OF THE American Modern Select Insurance Co.

EXHIBIT OF PREMIUMS AND LOSSES (Statutory Page 14)

NAIC Group Code 0361 Direct Business in the state of Oregon During the Year 2012 NAIC Company Code 38652

Line of Business	Gross Premiums, Including Policy and Membership Fees, Less Return Premiums and Premiums on Policies not Taken		3 Dividends Paid or Credited to Policyholders on Direct Business	4 Direct Unearned Premium Reserves	5 Direct Losses Paid (deducting salvage)	6 Direct Losses Incurred	7 Direct Losses Unpaid	8 Direct Defense and Cost Containment Expense Paid	9 Direct Defense and Cost Containment Expense Incurred	10 Direct Defense and Cost Containment Expense Unpaid	11 Commissions and Brokerage Expenses	12 Taxes, Licenses and Fees
	1 Direct Premiums Written	2 Direct Premiums Earned										
1. Fire	170,542	171,202	.0	79,782	6,554	(2,444)	595	.0	.0	.0	28,025	4,545
2.1 Allied lines	97,846	87,375	.0	42,439	37,023	70,206	39,158	.0	.0	.0	16,591	2,608
2.2 Multiple peril crop0	.0	.0	.0	.0	.0	.0	.0	.0	.0	.0	.0
2.3 Federal flood0	.0	.0	.0	.0	.0	.0	.0	.0	.0	.0	.0
3. Farmowners multiple peril0	.0	.0	.0	.0	.0	.0	.0	.0	.0	.0	.0
4. Homeowners multiple peril	1,193,337	1,132,689	.0	621,607	379,968	341,602	276,474	14,822	(10,684)	7,528	200,281	31,802
5.1 Commercial multiple peril (non-liability portion)0	.0	.0	.0	.0	.0	.0	.0	.0	.0	.0	.0
5.2 Commercial multiple peril (liability portion)0	.0	.0	.0	.0	.0	.0	.0	.0	.0	.0	.0
6. Mortgage guaranty0	.0	.0	.0	.0	.0	.0	.0	.0	.0	.0	.0
8. Ocean marine0	.0	.0	.0	.0	.0	.0	.0	.0	.0	.0	.0
9. Inland marine	1,786	1,837	.0	1,098	.0	.0	.0	.0	.0	.0	288	48
10. Financial guaranty0	.0	.0	.0	.0	.0	.0	.0	.0	.0	.0	.0
11. Medical professional liability0	.0	.0	.0	.0	.0	.0	.0	.0	.0	.0	.0
12. Earthquake0	.0	.0	.0	.0	.0	.0	.0	.0	.0	.0	.0
13. Group accident and health (b)0	.0	.0	.0	.0	.0	.0	.0	.0	.0	.0	.0
14. Credit accident and health (group and individual)0	.0	.0	.0	.0	.0	.0	.0	.0	.0	.0	.0
15.1 Collectively renewable accident and health (b)0	.0	.0	.0	.0	.0	.0	.0	.0	.0	.0	.0
15.2 Non-cancelable accident and health(b)0	.0	.0	.0	.0	.0	.0	.0	.0	.0	.0	.0
15.3 Guaranteed renewable accident and health(b)0	.0	.0	.0	.0	.0	.0	.0	.0	.0	.0	.0
15.4 Non-renewable for stated reasons only (b)0	.0	.0	.0	.0	.0	.0	.0	.0	.0	.0	.0
15.5 Other accident only0	.0	.0	.0	.0	.0	.0	.0	.0	.0	.0	.0
15.6 Medicare Title XVIII exempt from state taxes or fees0	.0	.0	.0	.0	.0	.0	.0	.0	.0	.0	.0
15.7 All other accident and health (b)0	.0	.0	.0	.0	.0	.0	.0	.0	.0	.0	.0
15.8 Federal employees health benefits program premium (b)0	.0	.0	.0	.0	.0	.0	.0	.0	.0	.0	.0
16. Workers' compensation0	.0	.0	.0	.0	.0	.0	.0	.0	.0	.0	.0
17.1 Other Liability - occurrence	19,443	18,623	.0	9,325	.0	.0	.0	.0	.0	.0	3,330	518
17.2 Other Liability - claims made0	.0	.0	.0	.0	.0	.0	.0	.0	.0	.0	.0
17.3 Excess workers' compensation0	.0	.0	.0	.0	.0	.0	.0	.0	.0	.0	.0
18. Products liability0	.0	.0	.0	.0	.0	.0	.0	.0	.0	.0	.0
19.1 Private passenger auto no-fault (personal injury protection)0	.0	.0	.0	.0	.0	.0	.0	.0	.0	.0	.0
19.2 Other private passenger auto liability	17,575	18,652	.0	7,887	.0	(170)	.0	15	16	8	1,842	468
19.3 Commercial auto no-fault (personal injury protection)0	.0	.0	.0	.0	.0	.0	.0	.0	.0	.0	.0
19.4 Other commercial auto liability0	.0	.0	.0	.0	.0	.0	.0	.0	.0	.0	.0
21.1 Private passenger auto physical damage	12,342	13,878	.0	5,721	9,997	10,192	310	53	70	17	1,314	329
21.2 Commercial auto physical damage0	.0	.0	.0	.0	.0	.0	.0	.0	.0	.0	.0
22. Aircraft (all perils)0	.0	.0	.0	.0	.0	.0	.0	.0	.0	.0	.0
23. Fidelity0	.0	.0	.0	.0	.0	.0	.0	.0	.0	.0	.0
24. Surety0	.0	.0	.0	.0	.0	.0	.0	.0	.0	.0	.0
26. Burglary and theft0	.0	.0	.0	.0	.0	.0	.0	.0	.0	.0	.0
27. Boiler and machinery0	.0	.0	.0	.0	.0	.0	.0	.0	.0	.0	.0
28. Credit0	.0	.0	.0	.0	.0	.0	.0	.0	.0	.0	.0
30. Warranty0	.0	.0	.0	.0	.0	.0	.0	.0	.0	.0	.0
34. Aggregate write-ins for other lines of business0	.0	.0	.0	.0	.0	.0	.0	.0	.0	.0	.0
35. TOTALS (a)	1,512,871	1,444,257	0	767,860	433,543	419,385	316,537	14,891	(10,598)	7,553	251,670	40,318
DETAILS OF WRITE-INS												
3401.												
3402.												
3403.												
3498. Summary of remaining write-ins for Line 34 from overflow page0	.0	.0	.0	.0	.0	.0	.0	.0	.0	.0	.0
3499. Totals (Lines 3401 thru 3403 plus 3498)(Line 34 above)	0	0	0	0	0	0	0	0	0	0	0	0

(a) Finance and service charges not included in Lines 1 to 35 \$ 23,482
 (b) For health business on indicated lines report: Number of persons insured under PPO managed care products 0 and number of persons insured under indemnity only products 0

19 OR



ANNUAL STATEMENT FOR THE YEAR 2012 OF THE American Modern Select Insurance Co.

EXHIBIT OF PREMIUMS AND LOSSES (Statutory Page 14)

NAIC Group Code 0361 Direct Business in the state of Pennsylvania During the Year 2012 NAIC Company Code 38652

Line of Business	Gross Premiums, Including Policy and Membership Fees, Less Return Premiums and Premiums on Policies not Taken		3 Dividends Paid or Credited to Policyholders on Direct Business	4 Direct Unearned Premium Reserves	5 Direct Losses Paid (deducting salvage)	6 Direct Losses Incurred	7 Direct Losses Unpaid	8 Direct Defense and Cost Containment Expense Paid	9 Direct Defense and Cost Containment Expense Incurred	10 Direct Defense and Cost Containment Expense Unpaid	11 Commissions and Brokerage Expenses	12 Taxes, Licenses and Fees
	1 Direct Premiums Written	2 Direct Premiums Earned										
1. Fire	4,263,058	3,731,195	.0	2,247,167	1,448,714	2,047,161	747,599	2,773	4,121	1,424	708,733	127,084
2.1 Allied lines	2,103,586	1,819,748	.0	1,070,150	1,935,571	1,922,285	232,722	38,839	48,760	10,238	351,786	60,478
2.2 Multiple peril crop0	.0	.0	.0	.0	.0	.0	.0	.0	.0	.0	.0
2.3 Federal flood0	.0	.0	.0	.0	.0	.0	.0	.0	.0	.0	.0
3. Farmowners multiple peril0	.0	.0	.0	.0	.0	.0	.0	.0	.0	.0	.0
4. Homeowners multiple peril	3,663,123	3,162,916	.0	2,041,696	1,577,197	1,711,533	373,411	20,631	12,719	2,099	629,548	105,315
5.1 Commercial multiple peril (non-liability portion)0	.0	.0	.0	.0	.0	.0	.0	.0	.0	.0	.0
5.2 Commercial multiple peril (liability portion)0	.0	.0	.0	.0	.0	.0	.0	.0	.0	.0	.0
6. Mortgage guaranty0	.0	.0	.0	.0	.0	.0	.0	.0	.0	.0	.0
8. Ocean marine0	.0	.0	.0	.0	.0	.0	.0	.0	.0	.0	.0
9. Inland marine	2,471	2,685	.0	1,516	.0	.0	.0	.0	.0	.0	428	71
10. Financial guaranty0	.0	.0	.0	.0	.0	.0	.0	.0	.0	.0	.0
11. Medical professional liability0	.0	.0	.0	.0	.0	.0	.0	.0	.0	.0	.0
12. Earthquake0	.0	.0	.0	.0	.0	.0	.0	.0	.0	.0	.0
13. Group accident and health (b)0	.0	.0	.0	.0	.0	.0	.0	.0	.0	.0	.0
14. Credit accident and health (group and individual)0	.0	.0	.0	.0	.0	.0	.0	.0	.0	.0	.0
15.1 Collectively renewable accident and health (b)0	.0	.0	.0	.0	.0	.0	.0	.0	.0	.0	.0
15.2 Non-cancelable accident and health(b)0	.0	.0	.0	.0	.0	.0	.0	.0	.0	.0	.0
15.3 Guaranteed renewable accident and health(b)0	.0	.0	.0	.0	.0	.0	.0	.0	.0	.0	.0
15.4 Non-renewable for stated reasons only (b)0	.0	.0	.0	.0	.0	.0	.0	.0	.0	.0	.0
15.5 Other accident only0	.0	.0	.0	.0	.0	.0	.0	.0	.0	.0	.0
15.6 Medicare Title XVIII exempt from state taxes or fees0	.0	.0	.0	.0	.0	.0	.0	.0	.0	.0	.0
15.7 All other accident and health (b)0	.0	.0	.0	.0	.0	.0	.0	.0	.0	.0	.0
15.8 Federal employees health benefits program premium (b)0	.0	.0	.0	.0	.0	.0	.0	.0	.0	.0	.0
16. Workers' compensation0	.0	.0	.0	.0	.0	.0	.0	.0	.0	.0	.0
17.1 Other Liability - occurrence	1,097,156	972,066	.0	568,823	62,311	253,556	595,355	15,821	73,871	75,681	187,486	31,543
17.2 Other Liability - claims made0	.0	.0	.0	.0	.0	.0	.0	.0	.0	.0	.0
17.3 Excess workers' compensation0	.0	.0	.0	.0	.0	.0	.0	.0	.0	.0	.0
18. Products liability0	.0	.0	.0	.0	.0	.0	.0	.0	.0	.0	.0
19.1 Private passenger auto no-fault (personal injury protection)	20,312	21,970	.0	8,757	.0	(5,000)	.0	.0	(100)	.0	3,463	584
19.2 Other private passenger auto liability	917,196	953,209	.0	400,391	669,671	718,350	861,783	11,725	7,732	49,371	158,455	26,369
19.3 Commercial auto no-fault (personal injury protection)0	.0	.0	.0	.0	.0	.0	.0	.0	.0	.0	.0
19.4 Other commercial auto liability0	.0	.0	.0	.0	.0	.0	.0	.0	.0	.0	.0
21.1 Private passenger auto physical damage	630,127	701,943	.0	273,014	341,332	419,686	78,354	1,492	2,249	473	107,657	18,116
21.2 Commercial auto physical damage0	.0	.0	.0	.0	.0	.0	.0	.0	.0	.0	.0
22. Aircraft (all perils)0	.0	.0	.0	.0	.0	.0	.0	.0	.0	.0	.0
23. Fidelity0	.0	.0	.0	.0	.0	.0	.0	.0	.0	.0	.0
24. Surety0	.0	.0	.0	.0	.0	.0	.0	.0	.0	.0	.0
26. Burglary and theft0	.0	.0	.0	.0	.0	.0	.0	.0	.0	.0	.0
27. Boiler and machinery0	.0	.0	.0	.0	.0	.0	.0	.0	.0	.0	.0
28. Credit0	.0	.0	.0	.0	.0	.0	.0	.0	.0	.0	.0
30. Warranty0	.0	.0	.0	.0	.0	.0	.0	.0	.0	.0	.0
34. Aggregate write-ins for other lines of business0	.0	.0	.0	.0	.0	.0	.0	.0	.0	.0	.0
35. TOTALS (a)	12,697,028	11,365,731	0	6,611,516	6,034,796	7,067,572	2,889,224	91,279	149,352	139,286	2,147,556	369,561
DETAILS OF WRITE-INS												
3401.												
3402.												
3403.												
3498. Summary of remaining write-ins for Line 34 from overflow page0	.0	.0	.0	.0	.0	.0	.0	.0	.0	.0	.0
3499. Totals (Lines 3401 thru 3403 plus 3498)(Line 34 above)0	.0	.0	.0	.0	.0	.0	.0	.0	.0	.0	.0

(a) Finance and service charges not included in Lines 1 to 35 \$ 244,974
 (b) For health business on indicated lines report: Number of persons insured under PPO managed care products 0 and number of persons insured under indemnity only products 0

19.PA



ANNUAL STATEMENT FOR THE YEAR 2012 OF THE American Modern Select Insurance Co.

EXHIBIT OF PREMIUMS AND LOSSES (Statutory Page 14)

NAIC Group Code 0361

Direct Business in the state of Rhode Island

During the Year 2012

NAIC Company Code 38652

Line of Business	Gross Premiums, Including Policy and Membership Fees, Less Return Premiums and Premiums on Policies not Taken		3 Dividends Paid or Credited to Policyholders on Direct Business	4 Direct Unearned Premium Reserves	5 Direct Losses Paid (deducting salvage)	6 Direct Losses Incurred	7 Direct Losses Unpaid	8 Direct Defense and Cost Containment Expense Paid	9 Direct Defense and Cost Containment Expense Incurred	10 Direct Defense and Cost Containment Expense Unpaid	11 Commissions and Brokerage Expenses	12 Taxes, Licenses and Fees
	1 Direct Premiums Written	2 Direct Premiums Earned										
1. Fire												
2.1 Allied lines												
2.2 Multiple peril crop												
2.3 Federal flood												
3. Farmowners multiple peril												
4. Homeowners multiple peril												
5.1 Commercial multiple peril (non-liability portion)												
5.2 Commercial multiple peril (liability portion)												
6. Mortgage guaranty												
8. Ocean marine												
9. Inland marine												
10. Financial guaranty												
11. Medical professional liability												
12. Earthquake												
13. Group accident and health (b)												
14. Credit accident and health (group and individual)												
15.1 Collectively renewable accident and health (b)												
15.2 Non-cancelable accident and health(b)												
15.3 Guaranteed renewable accident and health(b)												
15.4 Non-renewable for stated reasons only (b)												
15.5 Other accident only												
15.6 Medicare Title XVIII exempt from state taxes or fees												
15.7 All other accident and health (b)												
15.8 Federal employees health benefits program premium (b)												
16. Workers' compensation												
17.1 Other Liability - occurrence												
17.2 Other Liability - claims made												
17.3 Excess workers' compensation												
18. Products liability												
19.1 Private passenger auto no-fault (personal injury protection)												
19.2 Other private passenger auto liability												
19.3 Commercial auto no-fault (personal injury protection)												
19.4 Other commercial auto liability												
21.1 Private passenger auto physical damage												
21.2 Commercial auto physical damage												
22. Aircraft (all perils)												
23. Fidelity												
24. Surety												
26. Burglary and theft												
27. Boiler and machinery												
28. Credit												
30. Warranty												
34. Aggregate write-ins for other lines of business												
35. TOTALS (a)												
DETAILS OF WRITE-INS												
3401.												
3402.												
3403.												
3498. Summary of remaining write-ins for Line 34 from overflow page												
3499. Totals (Lines 3401 thru 3403 plus 3498)(Line 34 above)												

NONE

(a) Finance and service charges not included in Lines 1 to 35 \$

(b) For health business on indicated lines report: Number of persons insured under PPO managed care products and number of persons insured under indemnity only products

19.RI



ANNUAL STATEMENT FOR THE YEAR 2012 OF THE American Modern Select Insurance Co.

EXHIBIT OF PREMIUMS AND LOSSES (Statutory Page 14)

NAIC Group Code 0361

Direct Business in the state of South Carolina

During the Year 2012

NAIC Company Code 38652

Line of Business	Gross Premiums, Including Policy and Membership Fees, Less Return Premiums and Premiums on Policies not Taken		3 Dividends Paid or Credited to Policyholders on Direct Business	4 Direct Unearned Premium Reserves	5 Direct Losses Paid (deducting salvage)	6 Direct Losses Incurred	7 Direct Losses Unpaid	8 Direct Defense and Cost Containment Expense Paid	9 Direct Defense and Cost Containment Expense Incurred	10 Direct Defense and Cost Containment Expense Unpaid	11 Commissions and Brokerage Expenses	12 Taxes, Licenses and Fees
	1 Direct Premiums Written	2 Direct Premiums Earned										
1. Fire	2,596,378	2,275,464	.0	1,335,936	1,246,475	1,596,147	681,387	6,488	9,174	3,332	414,509	75,425
2.1 Allied lines	1,604,046	1,389,479	.0	824,796	758,396	714,992	66,507	1,818	2,092	467	251,277	46,598
2.2 Multiple peril crop0	.0	.0	.0	.0	.0	.0	.0	.0	.0	.0	.0
2.3 Federal flood0	.0	.0	.0	.0	.0	.0	.0	.0	.0	.0	.0
3. Farmowners multiple peril0	.0	.0	.0	.0	.0	.0	.0	.0	.0	.0	.0
4. Homeowners multiple peril	4,689,575	4,017,916	.0	2,540,337	1,725,515	1,825,237	251,575	12,251	6,483	9,656	813,187	136,232
5.1 Commercial multiple peril (non-liability portion)0	.0	.0	.0	.0	.0	.0	.0	.0	.0	.0	.0
5.2 Commercial multiple peril (liability portion)0	.0	.0	.0	.0	.0	.0	.0	.0	.0	.0	.0
6. Mortgage guaranty0	.0	.0	.0	.0	.0	.0	.0	.0	.0	.0	.0
8. Ocean marine0	.0	.0	.0	.0	.0	.0	.0	.0	.0	.0	.0
9. Inland marine	180	185	.0	9	.0	.0	.0	.0	.0	.0	41	5
10. Financial guaranty0	.0	.0	.0	.0	.0	.0	.0	.0	.0	.0	.0
11. Medical professional liability0	.0	.0	.0	.0	.0	.0	.0	.0	.0	.0	.0
12. Earthquake0	.0	.0	.0	.0	.0	.0	.0	.0	.0	.0	.0
13. Group accident and health (b)0	.0	.0	.0	.0	.0	.0	.0	.0	.0	.0	.0
14. Credit accident and health (group and individual)0	.0	.0	.0	.0	.0	.0	.0	.0	.0	.0	.0
15.1 Collectively renewable accident and health (b)0	.0	.0	.0	.0	.0	.0	.0	.0	.0	.0	.0
15.2 Non-cancelable accident and health(b)0	.0	.0	.0	.0	.0	.0	.0	.0	.0	.0	.0
15.3 Guaranteed renewable accident and health(b)0	.0	.0	.0	.0	.0	.0	.0	.0	.0	.0	.0
15.4 Non-renewable for stated reasons only (b)0	.0	.0	.0	.0	.0	.0	.0	.0	.0	.0	.0
15.5 Other accident only0	.0	.0	.0	.0	.0	.0	.0	.0	.0	.0	.0
15.6 Medicare Title XVIII exempt from state taxes or fees0	.0	.0	.0	.0	.0	.0	.0	.0	.0	.0	.0
15.7 All other accident and health (b)0	.0	.0	.0	.0	.0	.0	.0	.0	.0	.0	.0
15.8 Federal employees health benefits program premium (b)0	.0	.0	.0	.0	.0	.0	.0	.0	.0	.0	.0
16. Workers' compensation0	.0	.0	.0	.0	.0	.0	.0	.0	.0	.0	.0
17.1 Other Liability - occurrence	455,703	393,328	.0	236,013	19,500	72,541	72,905	10,120	3,965	3,924	72,603	13,238
17.2 Other Liability - claims made0	.0	.0	.0	.0	.0	.0	.0	.0	.0	.0	.0
17.3 Excess workers' compensation0	.0	.0	.0	.0	.0	.0	.0	.0	.0	.0	.0
18. Products liability0	.0	.0	.0	.0	.0	.0	.0	.0	.0	.0	.0
19.1 Private passenger auto no-fault (personal injury protection)0	.0	.0	.0	.0	.0	.0	.0	.0	.0	.0	.0
19.2 Other private passenger auto liability	232,542	224,625	.0	99,966	227,456	155,854	239,709	38,880	25,549	25,137	40,949	6,755
19.3 Commercial auto no-fault (personal injury protection)0	.0	.0	.0	.0	.0	.0	.0	.0	.0	.0	.0
19.4 Other commercial auto liability0	.0	.0	.0	.0	.0	.0	.0	.0	.0	.0	.0
21.1 Private passenger auto physical damage	117,028	138,651	.0	53,255	62,543	64,172	1,629	138	193	44	20,777	3,400
21.2 Commercial auto physical damage0	.0	.0	.0	.0	.0	.0	.0	.0	.0	.0	.0
22. Aircraft (all perils)0	.0	.0	.0	.0	.0	.0	.0	.0	.0	.0	.0
23. Fidelity0	.0	.0	.0	.0	.0	.0	.0	.0	.0	.0	.0
24. Surety0	.0	.0	.0	.0	.0	.0	.0	.0	.0	.0	.0
26. Burglary and theft0	.0	.0	.0	.0	.0	.0	.0	.0	.0	.0	.0
27. Boiler and machinery0	.0	.0	.0	.0	.0	.0	.0	.0	.0	.0	.0
28. Credit0	.0	.0	.0	.0	.0	.0	.0	.0	.0	.0	.0
30. Warranty0	.0	.0	.0	.0	.0	.0	.0	.0	.0	.0	.0
34. Aggregate write-ins for other lines of business0	.0	.0	.0	.0	.0	.0	.0	.0	.0	.0	.0
35. TOTALS (a)	9,695,452	8,439,649	0	5,090,312	4,039,886	4,428,943	1,313,711	69,695	47,456	42,559	1,613,343	281,653
DETAILS OF WRITE-INS												
3401.												
3402.												
3403.												
3498. Summary of remaining write-ins for Line 34 from overflow page0	.0	.0	.0	.0	.0	.0	.0	.0	.0	.0	.0
3499. Totals (Lines 3401 thru 3403 plus 3498)(Line 34 above)	0	0	0	0	0	0	0	0	0	0	0	0

(a) Finance and service charges not included in Lines 1 to 35 \$ 149,077

(b) For health business on indicated lines report: Number of persons insured under PPO managed care products 0 and number of persons insured under indemnity only products 0

19.SC



ANNUAL STATEMENT FOR THE YEAR 2012 OF THE American Modern Select Insurance Co.

EXHIBIT OF PREMIUMS AND LOSSES (Statutory Page 14)

NAIC Group Code 0361 Direct Business in the state of South Dakota During the Year 2012 NAIC Company Code 38652

Table with 12 columns: Line of Business, Direct Premiums Written, Direct Premiums Earned, Dividends Paid or Credited to Policyholders on Direct Business, Direct Unearned Premium Reserves, Direct Losses Paid (deducting salvage), Direct Losses Incurred, Direct Losses Unpaid, Direct Defense and Cost Containment Expense Paid, Direct Defense and Cost Containment Expense Incurred, Direct Defense and Cost Containment Expense Unpaid, Commissions and Brokerage Expenses, Taxes, Licenses and Fees. Rows include various insurance categories like Fire, Multiple peril crop, Federal flood, etc., and a TOTALS row.

(a) Finance and service charges not included in Lines 1 to 35 \$ 3,345
(b) For health business on indicated lines report: Number of persons insured under PPO managed care products 0 and number of persons insured under indemnity only products 0

19 SD



ANNUAL STATEMENT FOR THE YEAR 2012 OF THE American Modern Select Insurance Co.

EXHIBIT OF PREMIUMS AND LOSSES (Statutory Page 14)

NAIC Group Code 0361 Direct Business in the state of Tennessee During the Year 2012 NAIC Company Code 38652

Line of Business	Gross Premiums, Including Policy and Membership Fees, Less Return Premiums and Premiums on Policies not Taken		3 Dividends Paid or Credited to Policyholders on Direct Business	4 Direct Unearned Premium Reserves	5 Direct Losses Paid (deducting salvage)	6 Direct Losses Incurred	7 Direct Losses Unpaid	8 Direct Defense and Cost Containment Expense Paid	9 Direct Defense and Cost Containment Expense Incurred	10 Direct Defense and Cost Containment Expense Unpaid	11 Commissions and Brokerage Expenses	12 Taxes, Licenses and Fees
	1 Direct Premiums Written	2 Direct Premiums Earned										
1. Fire	1,901,463	1,701,901	.0	928,188	171,386	242,267	168,357	.0	.0	.0	333,374	58,660
2.1 Allied lines	969,008	848,043	.0	454,117	399,396	396,064	45,864	1,835	2,337	510	169,562	29,894
2.2 Multiple peril crop	.0	.0	.0	.0	.0	.0	.0	.0	.0	.0	.0	.0
2.3 Federal flood	.0	.0	.0	.0	.0	.0	.0	.0	.0	.0	.0	.0
3. Farmowners multiple peril	.0	.0	.0	.0	.0	.0	.0	.0	.0	.0	.0	.0
4. Homeowners multiple peril	1,863,993	3,545,448	.0	710,482	2,326,394	2,119,275	177,615	7,037	(12,971)	929	526,236	57,504
5.1 Commercial multiple peril (non-liability portion)	.0	.0	.0	.0	.0	.0	.0	.0	.0	.0	.0	.0
5.2 Commercial multiple peril (liability portion)	.0	.0	.0	.0	.0	.0	.0	.0	.0	.0	.0	.0
6. Mortgage guaranty	.0	.0	.0	.0	.0	.0	.0	.0	.0	.0	.0	.0
8. Ocean marine	.0	.0	.0	.0	.0	.0	.0	.0	.0	.0	.0	.0
9. Inland marine	.0	.0	.0	.0	.0	.0	.0	.0	.0	.0	.0	.0
10. Financial guaranty	.0	.0	.0	.0	.0	.0	.0	.0	.0	.0	.0	.0
11. Medical professional liability	.0	.0	.0	.0	.0	.0	.0	.0	.0	.0	.0	.0
12. Earthquake	.0	.0	.0	.0	.0	.0	.0	.0	.0	.0	.0	.0
13. Group accident and health (b)	.0	.0	.0	.0	.0	.0	.0	.0	.0	.0	.0	.0
14. Credit accident and health (group and individual)	.0	.0	.0	.0	.0	.0	.0	.0	.0	.0	.0	.0
15.1 Collectively renewable accident and health (b)	.0	.0	.0	.0	.0	.0	.0	.0	.0	.0	.0	.0
15.2 Non-cancelable accident and health(b)	.0	.0	.0	.0	.0	.0	.0	.0	.0	.0	.0	.0
15.3 Guaranteed renewable accident and health(b)	.0	.0	.0	.0	.0	.0	.0	.0	.0	.0	.0	.0
15.4 Non-renewable for stated reasons only (b)	.0	.0	.0	.0	.0	.0	.0	.0	.0	.0	.0	.0
15.5 Other accident only	.0	.0	.0	.0	.0	.0	.0	.0	.0	.0	.0	.0
15.6 Medicare Title XVIII exempt from state taxes or fees	.0	.0	.0	.0	.0	.0	.0	.0	.0	.0	.0	.0
15.7 All other accident and health (b)	.0	.0	.0	.0	.0	.0	.0	.0	.0	.0	.0	.0
15.8 Federal employees health benefits program premium (b)	.0	.0	.0	.0	.0	.0	.0	.0	.0	.0	.0	.0
16. Workers' compensation	.0	.0	.0	.0	.0	.0	.0	.0	.0	.0	.0	.0
17.1 Other Liability - occurrence	238,791	204,579	.0	119,753	.0	25,927	90,546	7,747	(12,426)	2,612	42,189	7,367
17.2 Other Liability - claims made	.0	.0	.0	.0	.0	.0	.0	.0	.0	.0	.0	.0
17.3 Excess workers' compensation	.0	.0	.0	.0	.0	.0	.0	.0	.0	.0	.0	.0
18. Products liability	.0	.0	.0	.0	.0	.0	.0	.0	.0	.0	.0	.0
19.1 Private passenger auto no-fault (personal injury protection)	.0	.0	.0	.0	.0	.0	.0	.0	.0	.0	.0	.0
19.2 Other private passenger auto liability	115,550	126,580	.0	51,837	36,845	(12,885)	11,326	1,073	(9,932)	954	19,740	3,565
19.3 Commercial auto no-fault (personal injury protection)	.0	.0	.0	.0	.0	.0	.0	.0	.0	.0	.0	.0
19.4 Other commercial auto liability	.0	.0	.0	.0	.0	.0	.0	.0	.0	.0	.0	.0
21.1 Private passenger auto physical damage	131,954	149,374	.0	62,252	48,978	68,311	19,333	38	88	12	22,026	4,071
21.2 Commercial auto physical damage	.0	.0	.0	.0	.0	.0	.0	.0	.0	.0	.0	.0
22. Aircraft (all perils)	.0	.0	.0	.0	.0	.0	.0	.0	.0	.0	.0	.0
23. Fidelity	.0	.0	.0	.0	.0	.0	.0	.0	.0	.0	.0	.0
24. Surety	.0	.0	.0	.0	.0	.0	.0	.0	.0	.0	.0	.0
26. Burglary and theft	.0	.0	.0	.0	.0	.0	.0	.0	.0	.0	.0	.0
27. Boiler and machinery	.0	.0	.0	.0	.0	.0	.0	.0	.0	.0	.0	.0
28. Credit	.0	.0	.0	.0	.0	.0	.0	.0	.0	.0	.0	.0
30. Warranty	.0	.0	.0	.0	.0	.0	.0	.0	.0	.0	.0	.0
34. Aggregate write-ins for other lines of business	.0	.0	.0	.0	.0	.0	.0	.0	.0	.0	.0	.0
35. TOTALS (a)	5,220,759	6,575,925	0	2,326,628	2,983,000	2,838,960	513,042	17,730	(32,904)	5,018	1,113,126	161,060
DETAILS OF WRITE-INS												
3401.												
3402.												
3403.												
3498. Summary of remaining write-ins for Line 34 from overflow page	.0	.0	.0	.0	.0	.0	.0	.0	.0	.0	.0	.0
3499. Totals (Lines 3401 thru 3403 plus 3498)(Line 34 above)	0	0	0	0	0	0	0	0	0	0	0	0

(a) Finance and service charges not included in Lines 1 to 35 \$ 43,576
 (b) For health business on indicated lines report: Number of persons insured under PPO managed care products 0 and number of persons insured under indemnity only products 0

19.TN



ANNUAL STATEMENT FOR THE YEAR 2012 OF THE American Modern Select Insurance Co.

EXHIBIT OF PREMIUMS AND LOSSES (Statutory Page 14)

NAIC Group Code 0361

Direct Business in the state of Texas

During the Year 2012

NAIC Company Code 38652

Line of Business	Gross Premiums, Including Policy and Membership Fees, Less Return Premiums and Premiums on Policies not Taken		3 Dividends Paid or Credited to Policyholders on Direct Business	4 Direct Unearned Premium Reserves	5 Direct Losses Paid (deducting salvage)	6 Direct Losses Incurred	7 Direct Losses Unpaid	8 Direct Defense and Cost Containment Expense Paid	9 Direct Defense and Cost Containment Expense Incurred	10 Direct Defense and Cost Containment Expense Unpaid	11 Commissions and Brokerage Expenses	12 Taxes, Licenses and Fees
	1 Direct Premiums Written	2 Direct Premiums Earned										
1. Fire												
2.1 Allied lines												
2.2 Multiple peril crop												
2.3 Federal flood												
3. Farmowners multiple peril												
4. Homeowners multiple peril												
5.1 Commercial multiple peril (non-liability portion)												
5.2 Commercial multiple peril (liability portion)												
6. Mortgage guaranty												
8. Ocean marine												
9. Inland marine												
10. Financial guaranty												
11. Medical professional liability												
12. Earthquake												
13. Group accident and health (b)												
14. Credit accident and health (group and individual)												
15.1 Collectively renewable accident and health (b)												
15.2 Non-cancelable accident and health(b)												
15.3 Guaranteed renewable accident and health(b)												
15.4 Non-renewable for stated reasons only (b)												
15.5 Other accident only												
15.6 Medicare Title XVIII exempt from state taxes or fees												
15.7 All other accident and health (b)												
15.8 Federal employees health benefits program premium (b)												
16. Workers' compensation												
17.1 Other Liability - occurrence												
17.2 Other Liability - claims made												
17.3 Excess workers' compensation												
18. Products liability												
19.1 Private passenger auto no-fault (personal injury protection)												
19.2 Other private passenger auto liability												
19.3 Commercial auto no-fault (personal injury protection)												
19.4 Other commercial auto liability												
21.1 Private passenger auto physical damage												
21.2 Commercial auto physical damage												
22. Aircraft (all perils)												
23. Fidelity												
24. Surety												
26. Burglary and theft												
27. Boiler and machinery												
28. Credit												
30. Warranty												
34. Aggregate write-ins for other lines of business												
35. TOTALS (a)												
DETAILS OF WRITE-INS												
3401.												
3402.												
3403.												
3498. Summary of remaining write-ins for Line 34 from overflow page												
3499. Totals (Lines 3401 thru 3403 plus 3498)(Line 34 above)												

NONE

(a) Finance and service charges not included in Lines 1 to 35 \$

(b) For health business on indicated lines report: Number of persons insured under PPO managed care products and number of persons insured under indemnity only products

19.TX



ANNUAL STATEMENT FOR THE YEAR 2012 OF THE American Modern Select Insurance Co.

EXHIBIT OF PREMIUMS AND LOSSES (Statutory Page 14)

NAIC Group Code 0361 Direct Business in the state of Utah During the Year 2012 NAIC Company Code 38652

Line of Business	Gross Premiums, Including Policy and Membership Fees, Less Return Premiums and Premiums on Policies not Taken		3 Dividends Paid or Credited to Policyholders on Direct Business	4 Direct Unearned Premium Reserves	5 Direct Losses Paid (deducting salvage)	6 Direct Losses Incurred	7 Direct Losses Unpaid	8 Direct Defense and Cost Containment Expense Paid	9 Direct Defense and Cost Containment Expense Incurred	10 Direct Defense and Cost Containment Expense Unpaid	11 Commissions and Brokerage Expenses	12 Taxes, Licenses and Fees
	1 Direct Premiums Written	2 Direct Premiums Earned										
1. Fire	183,209	155,949	.0	97,068	4,784	30,518	30,434	300	454	154	29,136	6,018
2.1 Allied lines	98,846	81,286	.0	52,119	45,876	25,044	1,435	.0	.0	.0	16,189	3,247
2.2 Multiple peril crop0	.0	.0	.0	.0	.0	.0	.0	.0	.0	.0	.0
2.3 Federal flood0	.0	.0	.0	.0	.0	.0	.0	.0	.0	.0	.0
3. Farmowners multiple peril0	.0	.0	.0	.0	.0	.0	.0	.0	.0	.0	.0
4. Homeowners multiple peril0	.0	.0	.0	.0	.0	.0	.0	.0	.0	.0	.0
5.1 Commercial multiple peril (non-liability portion)0	.0	.0	.0	.0	.0	.0	.0	.0	.0	.0	.0
5.2 Commercial multiple peril (liability portion)0	.0	.0	.0	.0	.0	.0	.0	.0	.0	.0	.0
6. Mortgage guaranty0	.0	.0	.0	.0	.0	.0	.0	.0	.0	.0	.0
8. Ocean marine0	.0	.0	.0	.0	.0	.0	.0	.0	.0	.0	.0
9. Inland marine0	.0	.0	.0	.0	.0	.0	.0	.0	.0	.0	.0
10. Financial guaranty0	.0	.0	.0	.0	.0	.0	.0	.0	.0	.0	.0
11. Medical professional liability0	.0	.0	.0	.0	.0	.0	.0	.0	.0	.0	.0
12. Earthquake	57,776	48,690	.0	30,278	.0	.0	.0	.0	.0	.0	8,633	1,898
13. Group accident and health (b)0	.0	.0	.0	.0	.0	.0	.0	.0	.0	.0	.0
14. Credit accident and health (group and individual)0	.0	.0	.0	.0	.0	.0	.0	.0	.0	.0	.0
15.1 Collectively renewable accident and health (b)0	.0	.0	.0	.0	.0	.0	.0	.0	.0	.0	.0
15.2 Non-cancelable accident and health(b)0	.0	.0	.0	.0	.0	.0	.0	.0	.0	.0	.0
15.3 Guaranteed renewable accident and health(b)0	.0	.0	.0	.0	.0	.0	.0	.0	.0	.0	.0
15.4 Non-renewable for stated reasons only (b)0	.0	.0	.0	.0	.0	.0	.0	.0	.0	.0	.0
15.5 Other accident only0	.0	.0	.0	.0	.0	.0	.0	.0	.0	.0	.0
15.6 Medicare Title XVIII exempt from state taxes or fees0	.0	.0	.0	.0	.0	.0	.0	.0	.0	.0	.0
15.7 All other accident and health (b)0	.0	.0	.0	.0	.0	.0	.0	.0	.0	.0	.0
15.8 Federal employees health benefits program premium (b)0	.0	.0	.0	.0	.0	.0	.0	.0	.0	.0	.0
16. Workers' compensation0	.0	.0	.0	.0	.0	.0	.0	.0	.0	.0	.0
17.1 Other Liability - occurrence	28,935	24,398	.0	15,658	.0	.0	.0	.0	.0	.0	4,649	951
17.2 Other Liability - claims made0	.0	.0	.0	.0	.0	.0	.0	.0	.0	.0	.0
17.3 Excess workers' compensation0	.0	.0	.0	.0	.0	.0	.0	.0	.0	.0	.0
18. Products liability0	.0	.0	.0	.0	.0	.0	.0	.0	.0	.0	.0
19.1 Private passenger auto no-fault (personal injury protection)0	.0	.0	.0	.0	.0	.0	.0	.0	.0	.0	.0
19.2 Other private passenger auto liability	105,383	93,036	.0	45,129	30,225	132,629	138,273	27	141	236	17,312	3,462
19.3 Commercial auto no-fault (personal injury protection)0	.0	.0	.0	.0	.0	.0	.0	.0	.0	.0	.0
19.4 Other commercial auto liability0	.0	.0	.0	.0	.0	.0	.0	.0	.0	.0	.0
21.1 Private passenger auto physical damage	58,489	61,629	.0	27,313	32,517	47,310	23,440	3,023	3,982	959	9,616	1,921
21.2 Commercial auto physical damage0	.0	.0	.0	.0	.0	.0	.0	.0	.0	.0	.0
22. Aircraft (all perils)0	.0	.0	.0	.0	.0	.0	.0	.0	.0	.0	.0
23. Fidelity0	.0	.0	.0	.0	.0	.0	.0	.0	.0	.0	.0
24. Surety0	.0	.0	.0	.0	.0	.0	.0	.0	.0	.0	.0
26. Burglary and theft0	.0	.0	.0	.0	.0	.0	.0	.0	.0	.0	.0
27. Boiler and machinery0	.0	.0	.0	.0	.0	.0	.0	.0	.0	.0	.0
28. Credit0	.0	.0	.0	.0	.0	.0	.0	.0	.0	.0	.0
30. Warranty0	.0	.0	.0	.0	.0	.0	.0	.0	.0	.0	.0
34. Aggregate write-ins for other lines of business0	.0	.0	.0	.0	.0	.0	.0	.0	.0	.0	.0
35. TOTALS (a)	532,638	464,988	0	267,565	113,402	235,500	193,583	3,350	4,577	1,348	85,535	17,497
DETAILS OF WRITE-INS												
3401.												
3402.												
3403.												
3498. Summary of remaining write-ins for Line 34 from overflow page0	.0	.0	.0	.0	.0	.0	.0	.0	.0	.0	.0
3499. Totals (Lines 3401 thru 3403 plus 3498)(Line 34 above)	0	0	0	0	0	0	0	0	0	0	0	0

(a) Finance and service charges not included in Lines 1 to 35 \$ 5,508
 (b) For health business on indicated lines report: Number of persons insured under PPO managed care products 0 and number of persons insured under indemnity only products 0

19 UT



ANNUAL STATEMENT FOR THE YEAR 2012 OF THE American Modern Select Insurance Co.

EXHIBIT OF PREMIUMS AND LOSSES (Statutory Page 14)

NAIC Group Code 0361 Direct Business in the state of Vermont During the Year 2012 NAIC Company Code 38652

Line of Business	Gross Premiums, Including Policy and Membership Fees, Less Return Premiums and Premiums on Policies not Taken		3 Dividends Paid or Credited to Policyholders on Direct Business	4 Direct Unearned Premium Reserves	5 Direct Losses Paid (deducting salvage)	6 Direct Losses Incurred	7 Direct Losses Unpaid	8 Direct Defense and Cost Containment Expense Paid	9 Direct Defense and Cost Containment Expense Incurred	10 Direct Defense and Cost Containment Expense Unpaid	11 Commissions and Brokerage Expenses	12 Taxes, Licenses and Fees
	1 Direct Premiums Written	2 Direct Premiums Earned										
1. Fire	80,117	77,840	.0	43,381	.0	.0	.0	.0	.0	.0	13,682	2,327
2.1 Allied lines	49,442	47,935	.0	26,135	356	(596)	11	.0	.0	.0	8,493	1,436
2.2 Multiple peril crop0	.0	.0	.0	.0	.0	.0	.0	.0	.0	.0	.0
2.3 Federal flood0	.0	.0	.0	.0	.0	.0	.0	.0	.0	.0	.0
3. Farmowners multiple peril0	.0	.0	.0	.0	.0	.0	.0	.0	.0	.0	.0
4. Homeowners multiple peril0	.0	.0	.0	.0	.0	.0	.0	.0	.0	.0	.0
5.1 Commercial multiple peril (non-liability portion)0	.0	.0	.0	.0	.0	.0	.0	.0	.0	.0	.0
5.2 Commercial multiple peril (liability portion)0	.0	.0	.0	.0	.0	.0	.0	.0	.0	.0	.0
6. Mortgage guaranty0	.0	.0	.0	.0	.0	.0	.0	.0	.0	.0	.0
8. Ocean marine0	.0	.0	.0	.0	.0	.0	.0	.0	.0	.0	.0
9. Inland marine0	.0	.0	.0	.0	.0	.0	.0	.0	.0	.0	.0
10. Financial guaranty0	.0	.0	.0	.0	.0	.0	.0	.0	.0	.0	.0
11. Medical professional liability0	.0	.0	.0	.0	.0	.0	.0	.0	.0	.0	.0
12. Earthquake0	.0	.0	.0	.0	.0	.0	.0	.0	.0	.0	.0
13. Group accident and health (b)0	.0	.0	.0	.0	.0	.0	.0	.0	.0	.0	.0
14. Credit accident and health (group and individual)0	.0	.0	.0	.0	.0	.0	.0	.0	.0	.0	.0
15.1 Collectively renewable accident and health (b)0	.0	.0	.0	.0	.0	.0	.0	.0	.0	.0	.0
15.2 Non-cancelable accident and health(b)0	.0	.0	.0	.0	.0	.0	.0	.0	.0	.0	.0
15.3 Guaranteed renewable accident and health(b)0	.0	.0	.0	.0	.0	.0	.0	.0	.0	.0	.0
15.4 Non-renewable for stated reasons only (b)0	.0	.0	.0	.0	.0	.0	.0	.0	.0	.0	.0
15.5 Other accident only0	.0	.0	.0	.0	.0	.0	.0	.0	.0	.0	.0
15.6 Medicare Title XVIII exempt from state taxes or fees0	.0	.0	.0	.0	.0	.0	.0	.0	.0	.0	.0
15.7 All other accident and health (b)0	.0	.0	.0	.0	.0	.0	.0	.0	.0	.0	.0
15.8 Federal employees health benefits program premium (b)0	.0	.0	.0	.0	.0	.0	.0	.0	.0	.0	.0
16. Workers' compensation0	.0	.0	.0	.0	.0	.0	.0	.0	.0	.0	.0
17.1 Other Liability - occurrence	11,299	11,260	.0	6,153	.0	(15,532)	.0	.0	.0	.0	1,971	328
17.2 Other Liability - claims made0	.0	.0	.0	.0	.0	.0	.0	.0	.0	.0	.0
17.3 Excess workers' compensation0	.0	.0	.0	.0	.0	.0	.0	.0	.0	.0	.0
18. Products liability0	.0	.0	.0	.0	.0	.0	.0	.0	.0	.0	.0
19.1 Private passenger auto no-fault (personal injury protection)0	.0	.0	.0	.0	.0	.0	.0	.0	.0	.0	.0
19.2 Other private passenger auto liability	7,388	8,048	.0	2,699	220	266	46	.0	.0	.0	1,066	215
19.3 Commercial auto no-fault (personal injury protection)0	.0	.0	.0	.0	.0	.0	.0	.0	.0	.0	.0
19.4 Other commercial auto liability0	.0	.0	.0	.0	.0	.0	.0	.0	.0	.0	.0
21.1 Private passenger auto physical damage	2,433	2,613	.0	1,043	15,414	15,815	402	.0	.0	.0	395	71
21.2 Commercial auto physical damage0	.0	.0	.0	.0	.0	.0	.0	.0	.0	.0	.0
22. Aircraft (all perils)0	.0	.0	.0	.0	.0	.0	.0	.0	.0	.0	.0
23. Fidelity0	.0	.0	.0	.0	.0	.0	.0	.0	.0	.0	.0
24. Surety0	.0	.0	.0	.0	.0	.0	.0	.0	.0	.0	.0
26. Burglary and theft0	.0	.0	.0	.0	.0	.0	.0	.0	.0	.0	.0
27. Boiler and machinery0	.0	.0	.0	.0	.0	.0	.0	.0	.0	.0	.0
28. Credit0	.0	.0	.0	.0	.0	.0	.0	.0	.0	.0	.0
30. Warranty0	.0	.0	.0	.0	.0	.0	.0	.0	.0	.0	.0
34. Aggregate write-ins for other lines of business0	.0	.0	.0	.0	.0	.0	.0	.0	.0	.0	.0
35. TOTALS (a)	150,679	147,696	0	79,411	15,989	(47)	458	0	0	0	25,609	4,377
DETAILS OF WRITE-INS												
3401.												
3402.												
3403.												
3498. Summary of remaining write-ins for Line 34 from overflow page0	.0	.0	.0	.0	.0	.0	.0	.0	.0	.0	.0
3499. Totals (Lines 3401 thru 3403 plus 3498)(Line 34 above)	0	0	0	0	0	0	0	0	0	0	0	0

(a) Finance and service charges not included in Lines 1 to 35 \$ 1,733
 (b) For health business on indicated lines report: Number of persons insured under PPO managed care products 0 and number of persons insured under indemnity only products 0

19 VT



ANNUAL STATEMENT FOR THE YEAR 2012 OF THE American Modern Select Insurance Co.

EXHIBIT OF PREMIUMS AND LOSSES (Statutory Page 14)

NAIC Group Code 0361

Direct Business in the state of Virginia

During the Year 2012

NAIC Company Code 38652

Line of Business	Gross Premiums, Including Policy and Membership Fees, Less Return Premiums and Premiums on Policies not Taken		3 Dividends Paid or Credited to Policyholders on Direct Business	4 Direct Unearned Premium Reserves	5 Direct Losses Paid (deducting salvage)	6 Direct Losses Incurred	7 Direct Losses Unpaid	8 Direct Defense and Cost Containment Expense Paid	9 Direct Defense and Cost Containment Expense Incurred	10 Direct Defense and Cost Containment Expense Unpaid	11 Commissions and Brokerage Expenses	12 Taxes, Licenses and Fees
	1 Direct Premiums Written	2 Direct Premiums Earned										
1. Fire	2,539,020	2,223,943	.0	1,307,621	399,671	449,604	88,280	5,268	7,959	2,706	390,564	88,485
2.1 Allied lines	1,458,780	1,298,692	.0	735,914	320,729	354,373	78,075	535	685	192	226,192	50,838
2.2 Multiple peril crop0	.0	.0	.0	.0	.0	.0	.0	.0	.0	.0	.0
2.3 Federal flood0	.0	.0	.0	.0	.0	.0	.0	.0	.0	.0	.0
3. Farmowners multiple peril0	.0	.0	.0	.0	.0	.0	.0	.0	.0	.0	.0
4. Homeowners multiple peril	1,201,885	1,089,597	.0	621,556	432,365	449,471	64,313	2,945	2,734	194	200,693	41,886
5.1 Commercial multiple peril (non-liability portion)0	.0	.0	.0	.0	.0	.0	.0	.0	.0	.0	.0
5.2 Commercial multiple peril (liability portion)0	.0	.0	.0	.0	.0	.0	.0	.0	.0	.0	.0
6. Mortgage guaranty0	.0	.0	.0	.0	.0	.0	.0	.0	.0	.0	.0
8. Ocean marine0	.0	.0	.0	.0	.0	.0	.0	.0	.0	.0	.0
9. Inland marine	792	756	.0	241	.0	.0	.0	.0	.0	.0	120	28
10. Financial guaranty0	.0	.0	.0	.0	.0	.0	.0	.0	.0	.0	.0
11. Medical professional liability0	.0	.0	.0	.0	.0	.0	.0	.0	.0	.0	.0
12. Earthquake0	.0	.0	.0	.0	.0	.0	.0	.0	.0	.0	.0
13. Group accident and health (b)0	.0	.0	.0	.0	.0	.0	.0	.0	.0	.0	.0
14. Credit accident and health (group and individual)0	.0	.0	.0	.0	.0	.0	.0	.0	.0	.0	.0
15.1 Collectively renewable accident and health (b)0	.0	.0	.0	.0	.0	.0	.0	.0	.0	.0	.0
15.2 Non-cancelable accident and health(b)0	.0	.0	.0	.0	.0	.0	.0	.0	.0	.0	.0
15.3 Guaranteed renewable accident and health(b)0	.0	.0	.0	.0	.0	.0	.0	.0	.0	.0	.0
15.4 Non-renewable for stated reasons only (b)0	.0	.0	.0	.0	.0	.0	.0	.0	.0	.0	.0
15.5 Other accident only0	.0	.0	.0	.0	.0	.0	.0	.0	.0	.0	.0
15.6 Medicare Title XVIII exempt from state taxes or fees0	.0	.0	.0	.0	.0	.0	.0	.0	.0	.0	.0
15.7 All other accident and health (b)0	.0	.0	.0	.0	.0	.0	.0	.0	.0	.0	.0
15.8 Federal employees health benefits program premium (b)0	.0	.0	.0	.0	.0	.0	.0	.0	.0	.0	.0
16. Workers' compensation0	.0	.0	.0	.0	.0	.0	.0	.0	.0	.0	.0
17.1 Other Liability - occurrence	425,580	376,721	.0	216,235	10,900	67,029	59,188	113	173	232	67,362	14,831
17.2 Other Liability - claims made0	.0	.0	.0	.0	.0	.0	.0	.0	.0	.0	.0
17.3 Excess workers' compensation0	.0	.0	.0	.0	.0	.0	.0	.0	.0	.0	.0
18. Products liability0	.0	.0	.0	.0	.0	.0	.0	.0	.0	.0	.0
19.1 Private passenger auto no-fault (personal injury protection)	3,666	3,800	.0	1,542	.0	.0	.0	.0	.0	.0	349	128
19.2 Other private passenger auto liability	188,726	180,589	.0	82,009	112,340	102,786	123,336	4,112	25,749	22,897	27,805	6,577
19.3 Commercial auto no-fault (personal injury protection)0	.0	.0	.0	.0	.0	.0	.0	.0	.0	.0	.0
19.4 Other commercial auto liability0	.0	.0	.0	.0	.0	.0	.0	.0	.0	.0	.0
21.1 Private passenger auto physical damage	152,477	147,383	.0	69,231	78,891	81,366	12,034	43	59	14	20,945	5,314
21.2 Commercial auto physical damage0	.0	.0	.0	.0	.0	.0	.0	.0	.0	.0	.0
22. Aircraft (all perils)0	.0	.0	.0	.0	.0	.0	.0	.0	.0	.0	.0
23. Fidelity0	.0	.0	.0	.0	.0	.0	.0	.0	.0	.0	.0
24. Surety0	.0	.0	.0	.0	.0	.0	.0	.0	.0	.0	.0
26. Burglary and theft0	.0	.0	.0	.0	.0	.0	.0	.0	.0	.0	.0
27. Boiler and machinery0	.0	.0	.0	.0	.0	.0	.0	.0	.0	.0	.0
28. Credit0	.0	.0	.0	.0	.0	.0	.0	.0	.0	.0	.0
30. Warranty0	.0	.0	.0	.0	.0	.0	.0	.0	.0	.0	.0
34. Aggregate write-ins for other lines of business0	.0	.0	.0	.0	.0	.0	.0	.0	.0	.0	.0
35. TOTALS (a)	5,970,925	5,321,480	0	3,034,349	1,354,896	1,504,628	425,225	13,016	37,359	26,234	934,029	208,087
DETAILS OF WRITE-INS												
3401.												
3402.												
3403.												
3498. Summary of remaining write-ins for Line 34 from overflow page0	.0	.0	.0	.0	.0	.0	.0	.0	.0	.0	.0
3499. Totals (Lines 3401 thru 3403 plus 3498)(Line 34 above)	0	0	0	0	0	0	0	0	0	0	0	0

(a) Finance and service charges not included in Lines 1 to 35 \$ 85,118

(b) For health business on indicated lines report: Number of persons insured under PPO managed care products 0 and number of persons insured under indemnity only products 0

19 VA



ANNUAL STATEMENT FOR THE YEAR 2012 OF THE American Modern Select Insurance Co.

EXHIBIT OF PREMIUMS AND LOSSES (Statutory Page 14)

NAIC Group Code 0361 Direct Business in the state of Washington During the Year 2012 NAIC Company Code 38652

Line of Business	Gross Premiums, Including Policy and Membership Fees, Less Return Premiums and Premiums on Policies not Taken		3 Dividends Paid or Credited to Policyholders on Direct Business	4 Direct Unearned Premium Reserves	5 Direct Losses Paid (deducting salvage)	6 Direct Losses Incurred	7 Direct Losses Unpaid	8 Direct Defense and Cost Containment Expense Paid	9 Direct Defense and Cost Containment Expense Incurred	10 Direct Defense and Cost Containment Expense Unpaid	11 Commissions and Brokerage Expenses	12 Taxes, Licenses and Fees
	1 Direct Premiums Written	2 Direct Premiums Earned										
1. Fire	1,008,982	939,856	.0	530,094	327,446	356,010	29,724	.0	.0	.0	168,677	29,815
2.1 Allied lines	555,934	510,617	.0	282,068	42,058	49,323	11,916	.0	.0	.0	90,140	16,428
2.2 Multiple peril crop	.0	.0	.0	.0	.0	.0	.0	.0	.0	.0	.0	.0
2.3 Federal flood	.0	.0	.0	.0	.0	.0	.0	.0	.0	.0	.0	.0
3. Farmowners multiple peril	.0	.0	.0	.0	.0	.0	.0	.0	.0	.0	.0	.0
4. Homeowners multiple peril	3,976,887	3,588,476	.0	2,152,002	1,171,699	1,306,850	411,178	28,260	4,879	2,216	717,651	117,517
5.1 Commercial multiple peril (non-liability portion)	.0	.0	.0	.0	.0	.0	.0	.0	.0	.0	.0	.0
5.2 Commercial multiple peril (liability portion)	.0	.0	.0	.0	.0	.0	.0	.0	.0	.0	.0	.0
6. Mortgage guaranty	.0	.0	.0	.0	.0	.0	.0	.0	.0	.0	.0	.0
8. Ocean marine	.0	.0	.0	.0	.0	.0	.0	.0	.0	.0	.0	.0
9. Inland marine	6,665	5,583	.0	3,720	.0	.0	.0	.0	.0	.0	1,302	197
10. Financial guaranty	.0	.0	.0	.0	.0	.0	.0	.0	.0	.0	.0	.0
11. Medical professional liability	.0	.0	.0	.0	.0	.0	.0	.0	.0	.0	.0	.0
12. Earthquake	.0	.0	.0	.0	.0	.0	.0	.0	.0	.0	.0	.0
13. Group accident and health (b)	.0	.0	.0	.0	.0	.0	.0	.0	.0	.0	.0	.0
14. Credit accident and health (group and individual)	.0	.0	.0	.0	.0	.0	.0	.0	.0	.0	.0	.0
15.1 Collectively renewable accident and health (b)	.0	.0	.0	.0	.0	.0	.0	.0	.0	.0	.0	.0
15.2 Non-cancelable accident and health(b)	.0	.0	.0	.0	.0	.0	.0	.0	.0	.0	.0	.0
15.3 Guaranteed renewable accident and health(b)	.0	.0	.0	.0	.0	.0	.0	.0	.0	.0	.0	.0
15.4 Non-renewable for stated reasons only (b)	.0	.0	.0	.0	.0	.0	.0	.0	.0	.0	.0	.0
15.5 Other accident only	.0	.0	.0	.0	.0	.0	.0	.0	.0	.0	.0	.0
15.6 Medicare Title XVIII exempt from state taxes or fees	.0	.0	.0	.0	.0	.0	.0	.0	.0	.0	.0	.0
15.7 All other accident and health (b)	.0	.0	.0	.0	.0	.0	.0	.0	.0	.0	.0	.0
15.8 Federal employees health benefits program premium (b)	.0	.0	.0	.0	.0	.0	.0	.0	.0	.0	.0	.0
16. Workers' compensation	.0	.0	.0	.0	.0	.0	.0	.0	.0	.0	.0	.0
17.1 Other Liability - occurrence	126,416	114,619	.0	66,450	.0	.0	.0	5,540	5,298	1,753	21,043	3,736
17.2 Other Liability - claims made	.0	.0	.0	.0	.0	.0	.0	.0	.0	.0	.0	.0
17.3 Excess workers' compensation	.0	.0	.0	.0	.0	.0	.0	.0	.0	.0	.0	.0
18. Products liability	.0	.0	.0	.0	.0	.0	.0	.0	.0	.0	.0	.0
19.1 Private passenger auto no-fault (personal injury protection)	.0	.0	.0	.0	.0	.0	.0	.0	.0	.0	.0	.0
19.2 Other private passenger auto liability	.0	.0	.0	.0	.0	.0	.0	.0	.0	.0	.0	.0
19.3 Commercial auto no-fault (personal injury protection)	.0	.0	.0	.0	.0	.0	.0	.0	.0	.0	.0	.0
19.4 Other commercial auto liability	.0	.0	.0	.0	.0	.0	.0	.0	.0	.0	.0	.0
21.1 Private passenger auto physical damage	.0	.0	.0	.0	.0	.0	.0	.0	.0	.0	.0	.0
21.2 Commercial auto physical damage	.0	.0	.0	.0	.0	.0	.0	.0	.0	.0	.0	.0
22. Aircraft (all perils)	.0	.0	.0	.0	.0	.0	.0	.0	.0	.0	.0	.0
23. Fidelity	.0	.0	.0	.0	.0	.0	.0	.0	.0	.0	.0	.0
24. Surety	.0	.0	.0	.0	.0	.0	.0	.0	.0	.0	.0	.0
26. Burglary and theft	.0	.0	.0	.0	.0	.0	.0	.0	.0	.0	.0	.0
27. Boiler and machinery	.0	.0	.0	.0	.0	.0	.0	.0	.0	.0	.0	.0
28. Credit	.0	.0	.0	.0	.0	.0	.0	.0	.0	.0	.0	.0
30. Warranty	.0	.0	.0	.0	.0	.0	.0	.0	.0	.0	.0	.0
34. Aggregate write-ins for other lines of business	.0	.0	.0	.0	.0	.0	.0	.0	.0	.0	.0	.0
35. TOTALS (a)	5,674,883	5,159,150	0	3,034,335	1,541,203	1,712,182	452,817	33,800	10,177	3,969	998,813	167,693
DETAILS OF WRITE-INS												
3401.												
3402.												
3403.												
3498. Summary of remaining write-ins for Line 34 from overflow page	.0	.0	.0	.0	.0	.0	.0	.0	.0	.0	.0	.0
3499. Totals (Lines 3401 thru 3403 plus 3498)(Line 34 above)	0	0	0	0	0	0	0	0	0	0	0	0

(a) Finance and service charges not included in Lines 1 to 35 \$ 49,608
 (b) For health business on indicated lines report: Number of persons insured under PPO managed care products 0 and number of persons insured under indemnity only products 0

19.WA



ANNUAL STATEMENT FOR THE YEAR 2012 OF THE American Modern Select Insurance Co.

EXHIBIT OF PREMIUMS AND LOSSES (Statutory Page 14)

NAIC Group Code 0361

Direct Business in the state of West Virginia

During the Year 2012

NAIC Company Code 38652

Line of Business	Gross Premiums, Including Policy and Membership Fees, Less Return Premiums and Premiums on Policies not Taken		3 Dividends Paid or Credited to Policyholders on Direct Business	4 Direct Unearned Premium Reserves	5 Direct Losses Paid (deducting salvage)	6 Direct Losses Incurred	7 Direct Losses Unpaid	8 Direct Defense and Cost Containment Expense Paid	9 Direct Defense and Cost Containment Expense Incurred	10 Direct Defense and Cost Containment Expense Unpaid	11 Commissions and Brokerage Expenses	12 Taxes, Licenses and Fees
	1 Direct Premiums Written	2 Direct Premiums Earned										
1. Fire	1,968,291	1,786,162	.0	959,806	1,206,704	1,213,192	243,607	4,468	6,763	2,295	364,227	68,201
2.1 Allied lines	1,063,533	983,227	.0	496,661	412,684	477,727	83,891	1,821	2,261	468	195,313	36,851
2.2 Multiple peril crop0	.0	.0	.0	.0	.0	.0	.0	.0	.0	.0	.0
2.3 Federal flood0	.0	.0	.0	.0	.0	.0	.0	.0	.0	.0	.0
3. Farmowners multiple peril0	.0	.0	.0	.0	.0	.0	.0	.0	.0	.0	.0
4. Homeowners multiple peril0	.0	.0	.0	.0	.0	.0	.0	.0	.0	.0	.0
5.1 Commercial multiple peril (non-liability portion)0	.0	.0	.0	.0	.0	.0	.0	.0	.0	.0	.0
5.2 Commercial multiple peril (liability portion)0	.0	.0	.0	.0	.0	.0	.0	.0	.0	.0	.0
6. Mortgage guaranty0	.0	.0	.0	.0	.0	.0	.0	.0	.0	.0	.0
8. Ocean marine0	.0	.0	.0	.0	.0	.0	.0	.0	.0	.0	.0
9. Inland marine0	.0	.0	.0	.0	.0	.0	.0	.0	.0	.0	.0
10. Financial guaranty0	.0	.0	.0	.0	.0	.0	.0	.0	.0	.0	.0
11. Medical professional liability0	.0	.0	.0	.0	.0	.0	.0	.0	.0	.0	.0
12. Earthquake0	.0	.0	.0	.0	.0	.0	.0	.0	.0	.0	.0
13. Group accident and health (b)0	.0	.0	.0	.0	.0	.0	.0	.0	.0	.0	.0
14. Credit accident and health (group and individual)0	.0	.0	.0	.0	.0	.0	.0	.0	.0	.0	.0
15.1 Collectively renewable accident and health (b)0	.0	.0	.0	.0	.0	.0	.0	.0	.0	.0	.0
15.2 Non-cancelable accident and health(b)0	.0	.0	.0	.0	.0	.0	.0	.0	.0	.0	.0
15.3 Guaranteed renewable accident and health(b)0	.0	.0	.0	.0	.0	.0	.0	.0	.0	.0	.0
15.4 Non-renewable for stated reasons only (b)0	.0	.0	.0	.0	.0	.0	.0	.0	.0	.0	.0
15.5 Other accident only0	.0	.0	.0	.0	.0	.0	.0	.0	.0	.0	.0
15.6 Medicare Title XVIII exempt from state taxes or fees0	.0	.0	.0	.0	.0	.0	.0	.0	.0	.0	.0
15.7 All other accident and health (b)0	.0	.0	.0	.0	.0	.0	.0	.0	.0	.0	.0
15.8 Federal employees health benefits program premium (b)0	.0	.0	.0	.0	.0	.0	.0	.0	.0	.0	.0
16. Workers' compensation0	.0	.0	.0	.0	.0	.0	.0	.0	.0	.0	.0
17.1 Other Liability - occurrence	222,278	205,158	.0	105,964	59,891	(37,719)	134,906	19,463	(26,688)	15,451	40,980	7,702
17.2 Other Liability - claims made0	.0	.0	.0	.0	.0	.0	.0	.0	.0	.0	.0
17.3 Excess workers' compensation0	.0	.0	.0	.0	.0	.0	.0	.0	.0	.0	.0
18. Products liability0	.0	.0	.0	.0	.0	.0	.0	.0	.0	.0	.0
19.1 Private passenger auto no-fault (personal injury protection)0	.0	.0	.0	.0	.0	.0	.0	.0	.0	.0	.0
19.2 Other private passenger auto liability	18,011	21,711	.0	7,804	.0	.0	.0	.0	(11)	.0	2,754	624
19.3 Commercial auto no-fault (personal injury protection)0	.0	.0	.0	.0	.0	.0	.0	.0	.0	.0	.0
19.4 Other commercial auto liability0	.0	.0	.0	.0	.0	.0	.0	.0	.0	.0	.0
21.1 Private passenger auto physical damage	9,989	12,286	.0	5,645	5,961	6,109	148	.0	.0	.0	1,459	346
21.2 Commercial auto physical damage0	.0	.0	.0	.0	.0	.0	.0	.0	.0	.0	.0
22. Aircraft (all perils)0	.0	.0	.0	.0	.0	.0	.0	.0	.0	.0	.0
23. Fidelity0	.0	.0	.0	.0	.0	.0	.0	.0	.0	.0	.0
24. Surety0	.0	.0	.0	.0	.0	.0	.0	.0	.0	.0	.0
26. Burglary and theft0	.0	.0	.0	.0	.0	.0	.0	.0	.0	.0	.0
27. Boiler and machinery0	.0	.0	.0	.0	.0	.0	.0	.0	.0	.0	.0
28. Credit0	.0	.0	.0	.0	.0	.0	.0	.0	.0	.0	.0
30. Warranty0	.0	.0	.0	.0	.0	.0	.0	.0	.0	.0	.0
34. Aggregate write-ins for other lines of business0	.0	.0	.0	.0	.0	.0	.0	.0	.0	.0	.0
35. TOTALS (a)	3,282,101	3,008,544	0	1,575,881	1,685,239	1,659,308	462,552	25,752	(17,675)	18,213	604,734	113,725
DETAILS OF WRITE-INS												
3401.												
3402.												
3403.												
3498. Summary of remaining write-ins for Line 34 from overflow page0	.0	.0	.0	.0	.0	.0	.0	.0	.0	.0	.0
3499. Totals (Lines 3401 thru 3403 plus 3498)(Line 34 above)	0	0	0	0	0	0	0	0	0	0	0	0

19.WV

(a) Finance and service charges not included in Lines 1 to 35 \$ 30,086

(b) For health business on indicated lines report: Number of persons insured under PPO managed care products 0 and number of persons insured under indemnity only products 0



ANNUAL STATEMENT FOR THE YEAR 2012 OF THE American Modern Select Insurance Co.

EXHIBIT OF PREMIUMS AND LOSSES (Statutory Page 14)

NAIC Group Code 0361

Direct Business in the state of Wisconsin

During the Year 2012

NAIC Company Code 38652

Line of Business	Gross Premiums, Including Policy and Membership Fees, Less Return Premiums and Premiums on Policies not Taken		3 Dividends Paid or Credited to Policyholders on Direct Business	4 Direct Unearned Premium Reserves	5 Direct Losses Paid (deducting salvage)	6 Direct Losses Incurred	7 Direct Losses Unpaid	8 Direct Defense and Cost Containment Expense Paid	9 Direct Defense and Cost Containment Expense Incurred	10 Direct Defense and Cost Containment Expense Unpaid	11 Commissions and Brokerage Expenses	12 Taxes, Licenses and Fees
	1 Direct Premiums Written	2 Direct Premiums Earned										
1. Fire0	.0	.0	.0	.0	.0	.0	.0	.0	.0	.0	.0
2.1 Allied lines0	.0	.0	.0	.0	.0	.0	.0	.0	.0	.0	.0
2.2 Multiple peril crop0	.0	.0	.0	.0	.0	.0	.0	.0	.0	.0	.0
2.3 Federal flood0	.0	.0	.0	.0	.0	.0	.0	.0	.0	.0	.0
3. Farmowners multiple peril0	.0	.0	.0	.0	.0	.0	.0	.0	.0	.0	.0
4. Homeowners multiple peril	587,708	551,425	.0	393,197	375,281	371,254	61,083	592	2,282	2,438	95,802	17,484
5.1 Commercial multiple peril (non-liability portion)0	.0	.0	.0	.0	.0	.0	.0	.0	.0	.0	.0
5.2 Commercial multiple peril (liability portion)0	.0	.0	.0	.0	.0	.0	.0	.0	.0	.0	.0
6. Mortgage guaranty0	.0	.0	.0	.0	.0	.0	.0	.0	.0	.0	.0
8. Ocean marine0	.0	.0	.0	.0	.0	.0	.0	.0	.0	.0	.0
9. Inland marine	1,226	1,008	.0	766	.0	.0	.0	.0	.0	.0	200	36
10. Financial guaranty0	.0	.0	.0	.0	.0	.0	.0	.0	.0	.0	.0
11. Medical professional liability0	.0	.0	.0	.0	.0	.0	.0	.0	.0	.0	.0
12. Earthquake0	.0	.0	.0	.0	.0	.0	.0	.0	.0	.0	.0
13. Group accident and health (b)0	.0	.0	.0	.0	.0	.0	.0	.0	.0	.0	.0
14. Credit accident and health (group and individual)0	.0	.0	.0	.0	.0	.0	.0	.0	.0	.0	.0
15.1 Collectively renewable accident and health (b)0	.0	.0	.0	.0	.0	.0	.0	.0	.0	.0	.0
15.2 Non-cancelable accident and health(b)0	.0	.0	.0	.0	.0	.0	.0	.0	.0	.0	.0
15.3 Guaranteed renewable accident and health(b)0	.0	.0	.0	.0	.0	.0	.0	.0	.0	.0	.0
15.4 Non-renewable for stated reasons only (b)0	.0	.0	.0	.0	.0	.0	.0	.0	.0	.0	.0
15.5 Other accident only0	.0	.0	.0	.0	.0	.0	.0	.0	.0	.0	.0
15.6 Medicare Title XVIII exempt from state taxes or fees0	.0	.0	.0	.0	.0	.0	.0	.0	.0	.0	.0
15.7 All other accident and health (b)0	.0	.0	.0	.0	.0	.0	.0	.0	.0	.0	.0
15.8 Federal employees health benefits program premium (b)0	.0	.0	.0	.0	.0	.0	.0	.0	.0	.0	.0
16. Workers' compensation0	.0	.0	.0	.0	.0	.0	.0	.0	.0	.0	.0
17.1 Other Liability - occurrence0	.0	.0	.0	.0	.0	.0	.0	.0	.0	.0	.0
17.2 Other Liability - claims made0	.0	.0	.0	.0	.0	.0	.0	.0	.0	.0	.0
17.3 Excess workers' compensation0	.0	.0	.0	.0	.0	.0	.0	.0	.0	.0	.0
18. Products liability0	.0	.0	.0	.0	.0	.0	.0	.0	.0	.0	.0
19.1 Private passenger auto no-fault (personal injury protection)0	.0	.0	.0	.0	.0	.0	.0	.0	.0	.0	.0
19.2 Other private passenger auto liability0	.0	.0	.0	.0	.0	.0	.0	.0	.0	.0	.0
19.3 Commercial auto no-fault (personal injury protection)0	.0	.0	.0	.0	.0	.0	.0	.0	.0	.0	.0
19.4 Other commercial auto liability0	.0	.0	.0	.0	.0	.0	.0	.0	.0	.0	.0
21.1 Private passenger auto physical damage0	.0	.0	.0	.0	.0	.0	.0	.0	.0	.0	.0
21.2 Commercial auto physical damage0	.0	.0	.0	.0	.0	.0	.0	.0	.0	.0	.0
22. Aircraft (all perils)0	.0	.0	.0	.0	.0	.0	.0	.0	.0	.0	.0
23. Fidelity0	.0	.0	.0	.0	.0	.0	.0	.0	.0	.0	.0
24. Surety0	.0	.0	.0	.0	.0	.0	.0	.0	.0	.0	.0
26. Burglary and theft0	.0	.0	.0	.0	.0	.0	.0	.0	.0	.0	.0
27. Boiler and machinery0	.0	.0	.0	.0	.0	.0	.0	.0	.0	.0	.0
28. Credit0	.0	.0	.0	.0	.0	.0	.0	.0	.0	.0	.0
30. Warranty0	.0	.0	.0	.0	.0	.0	.0	.0	.0	.0	.0
34. Aggregate write-ins for other lines of business0	.0	.0	.0	.0	.0	.0	.0	.0	.0	.0	.0
35. TOTALS (a)	588,934	552,434	0	393,963	375,281	371,254	61,083	592	2,282	2,438	96,003	17,521
DETAILS OF WRITE-INS												
3401.												
3402.												
3403.												
3498. Summary of remaining write-ins for Line 34 from overflow page0	.0	.0	.0	.0	.0	.0	.0	.0	.0	.0	.0
3499. Totals (Lines 3401 thru 3403 plus 3498)(Line 34 above)	0	0	0	0	0	0	0	0	0	0	0	0

(a) Finance and service charges not included in Lines 1 to 35 \$ 13,674

(b) For health business on indicated lines report: Number of persons insured under PPO managed care products 0 and number of persons insured under indemnity only products 0

19.W1



ANNUAL STATEMENT FOR THE YEAR 2012 OF THE American Modern Select Insurance Co.

EXHIBIT OF PREMIUMS AND LOSSES (Statutory Page 14)

NAIC Group Code 0361

Direct Business in the state of Wyoming

During the Year 2012

NAIC Company Code 38652

Line of Business	Gross Premiums, Including Policy and Membership Fees, Less Return Premiums and Premiums on Policies not Taken		3 Dividends Paid or Credited to Policyholders on Direct Business	4 Direct Unearned Premium Reserves	5 Direct Losses Paid (deducting salvage)	6 Direct Losses Incurred	7 Direct Losses Unpaid	8 Direct Defense and Cost Containment Expense Paid	9 Direct Defense and Cost Containment Expense Incurred	10 Direct Defense and Cost Containment Expense Unpaid	11 Commissions and Brokerage Expenses	12 Taxes, Licenses and Fees
	1 Direct Premiums Written	2 Direct Premiums Earned										
1. Fire	89,542	74,413	.0	46,608	.0	(1,195)	.0	.0	.0	.0	14,517	2,324
2.1 Allied lines	51,508	44,843	.0	27,798	25,328	22,874	792	.0	.0	.0	8,216	1,337
2.2 Multiple peril crop0	.0	.0	.0	.0	.0	.0	.0	.0	.0	.0	.0
2.3 Federal flood0	.0	.0	.0	.0	.0	.0	.0	.0	.0	.0	.0
3. Farmowners multiple peril0	.0	.0	.0	.0	.0	.0	.0	.0	.0	.0	.0
4. Homeowners multiple peril0	.0	.0	.0	.0	.0	.0	.0	.0	.0	.0	.0
5.1 Commercial multiple peril (non-liability portion)0	.0	.0	.0	.0	.0	.0	.0	.0	.0	.0	.0
5.2 Commercial multiple peril (liability portion)0	.0	.0	.0	.0	.0	.0	.0	.0	.0	.0	.0
6. Mortgage guaranty0	.0	.0	.0	.0	.0	.0	.0	.0	.0	.0	.0
8. Ocean marine0	.0	.0	.0	.0	.0	.0	.0	.0	.0	.0	.0
9. Inland marine0	.0	.0	.0	.0	.0	.0	.0	.0	.0	.0	.0
10. Financial guaranty0	.0	.0	.0	.0	.0	.0	.0	.0	.0	.0	.0
11. Medical professional liability0	.0	.0	.0	.0	.0	.0	.0	.0	.0	.0	.0
12. Earthquake0	.0	.0	.0	.0	.0	.0	.0	.0	.0	.0	.0
13. Group accident and health (b)0	.0	.0	.0	.0	.0	.0	.0	.0	.0	.0	.0
14. Credit accident and health (group and individual)0	.0	.0	.0	.0	.0	.0	.0	.0	.0	.0	.0
15.1 Collectively renewable accident and health (b)0	.0	.0	.0	.0	.0	.0	.0	.0	.0	.0	.0
15.2 Non-cancelable accident and health(b)0	.0	.0	.0	.0	.0	.0	.0	.0	.0	.0	.0
15.3 Guaranteed renewable accident and health(b)0	.0	.0	.0	.0	.0	.0	.0	.0	.0	.0	.0
15.4 Non-renewable for stated reasons only (b)0	.0	.0	.0	.0	.0	.0	.0	.0	.0	.0	.0
15.5 Other accident only0	.0	.0	.0	.0	.0	.0	.0	.0	.0	.0	.0
15.6 Medicare Title XVIII exempt from state taxes or fees0	.0	.0	.0	.0	.0	.0	.0	.0	.0	.0	.0
15.7 All other accident and health (b)0	.0	.0	.0	.0	.0	.0	.0	.0	.0	.0	.0
15.8 Federal employees health benefits program premium (b)0	.0	.0	.0	.0	.0	.0	.0	.0	.0	.0	.0
16. Workers' compensation0	.0	.0	.0	.0	.0	.0	.0	.0	.0	.0	.0
17.1 Other Liability - occurrence	18,566	15,205	.0	9,740	.0	.0	.0	.0	.0	.0	3,207	482
17.2 Other Liability - claims made0	.0	.0	.0	.0	.0	.0	.0	.0	.0	.0	.0
17.3 Excess workers' compensation0	.0	.0	.0	.0	.0	.0	.0	.0	.0	.0	.0
18. Products liability0	.0	.0	.0	.0	.0	.0	.0	.0	.0	.0	.0
19.1 Private passenger auto no-fault (personal injury protection)0	.0	.0	.0	.0	.0	.0	.0	.0	.0	.0	.0
19.2 Other private passenger auto liability	104,836	113,504	.0	44,197	44,832	147,130	144,353	7,658	13,463	6,079	17,453	2,720
19.3 Commercial auto no-fault (personal injury protection)0	.0	.0	.0	.0	.0	.0	.0	.0	.0	.0	.0
19.4 Other commercial auto liability0	.0	.0	.0	.0	.0	.0	.0	.0	.0	.0	.0
21.1 Private passenger auto physical damage	73,753	96,199	.0	32,194	91,102	89,104	4,492	166	268	53	11,726	1,914
21.2 Commercial auto physical damage0	.0	.0	.0	.0	.0	.0	.0	.0	.0	.0	.0
22. Aircraft (all perils)0	.0	.0	.0	.0	.0	.0	.0	.0	.0	.0	.0
23. Fidelity0	.0	.0	.0	.0	.0	.0	.0	.0	.0	.0	.0
24. Surety0	.0	.0	.0	.0	.0	.0	.0	.0	.0	.0	.0
26. Burglary and theft0	.0	.0	.0	.0	.0	.0	.0	.0	.0	.0	.0
27. Boiler and machinery0	.0	.0	.0	.0	.0	.0	.0	.0	.0	.0	.0
28. Credit0	.0	.0	.0	.0	.0	.0	.0	.0	.0	.0	.0
30. Warranty0	.0	.0	.0	.0	.0	.0	.0	.0	.0	.0	.0
34. Aggregate write-ins for other lines of business0	.0	.0	.0	.0	.0	.0	.0	.0	.0	.0	.0
35. TOTALS (a)	338,204	334,164	0	160,538	161,262	257,914	149,637	7,824	13,731	6,132	55,120	8,776
DETAILS OF WRITE-INS												
3401.												
3402.												
3403.												
3498. Summary of remaining write-ins for Line 34 from overflow page0	.0	.0	.0	.0	.0	.0	.0	.0	.0	.0	.0
3499. Totals (Lines 3401 thru 3403 plus 3498)(Line 34 above)	0	0	0	0	0	0	0	0	0	0	0	0

(a) Finance and service charges not included in Lines 1 to 35 \$ 4,102

(b) For health business on indicated lines report: Number of persons insured under PPO managed care products 0 and number of persons insured under indemnity only products 0

19.WV



ANNUAL STATEMENT FOR THE YEAR 2012 OF THE American Modern Select Insurance Co.

EXHIBIT OF PREMIUMS AND LOSSES (Statutory Page 14)

NAIC Group Code 0361 Direct Business in the state of Grand Total During the Year 2012 NAIC Company Code 38652

Line of Business	Gross Premiums, Including Policy and Membership Fees, Less Return Premiums and Premiums on Policies not Taken		3 Dividends Paid or Credited to Policyholders on Direct Business	4 Direct Unearned Premium Reserves	5 Direct Losses Paid (deducting salvage)	6 Direct Losses Incurred	7 Direct Losses Unpaid	8 Direct Defense and Cost Containment Expense Paid	9 Direct Defense and Cost Containment Expense Incurred	10 Direct Defense and Cost Containment Expense Unpaid	11 Commissions and Brokerage Expenses	12 Taxes, Licenses and Fees
	1 Direct Premiums Written	2 Direct Premiums Earned										
1. Fire	64,891,345	57,188,891	.0	33,340,596	20,837,648	22,619,227	7,053,530	165,259	238,115	91,267	10,397,093	2,057,535
2.1 Allied lines	35,942,851	31,059,214	.0	17,996,060	19,379,642	18,872,315	2,255,349	121,734	152,057	32,871	5,730,242	1,138,130
2.2 Multiple peril crop	.0	.0	.0	.0	.0	.0	.0	.0	.0	.0	.0	.0
2.3 Federal flood	.0	.0	.0	.0	.0	.0	.0	.0	.0	.0	.0	.0
3. Farmowners multiple peril	.0	.0	.0	.0	.0	.0	.0	.0	.0	.0	.0	.0
4. Homeowners multiple peril	73,327,361	65,488,949	.0	38,600,364	38,155,565	39,674,351	8,794,120	474,806	395,312	178,188	12,406,170	2,414,683
5.1 Commercial multiple peril (non-liability portion)	52,066	116,589	.0	30,395	59,543	(274,216)	97,904	(2,047)	17,447	22,113	15,243	1,559
5.2 Commercial multiple peril (liability portion)	559	34,366	.0	.0	75,948	(708,640)	1,254,532	245,963	(82,360)	280,570	149	13
6. Mortgage guaranty	.0	.0	.0	.0	.0	.0	.0	.0	.0	.0	.0	.0
8. Ocean marine	.0	.0	.0	.0	.0	.0	.0	.0	.0	.0	.0	.0
9. Inland marine	88,115	87,907	.0	42,790	8,280	86,425	212,396	61,191	76,950	29,190	14,274	2,729
10. Financial guaranty	.0	.0	.0	.0	.0	.0	.0	.0	.0	.0	.0	.0
11. Medical professional liability	.0	.0	.0	.0	.0	.0	.0	.0	.0	.0	.0	.0
12. Earthquake	157,386	117,195	.0	88,159	.0	.0	.0	.0	.0	.0	23,873	5,601
13. Group accident and health (b)	.0	.0	.0	.0	.0	.0	.0	.0	.0	.0	.0	.0
14. Credit accident and health (group and individual)	.0	.0	.0	.0	.0	.0	.0	.0	.0	.0	.0	.0
15.1 Collectively renewable accident and health (b)	.0	.0	.0	.0	.0	.0	.0	.0	.0	.0	.0	.0
15.2 Non-cancelable accident and health(b)	.0	.0	.0	.0	.0	.0	.0	.0	.0	.0	.0	.0
15.3 Guaranteed renewable accident and health(b)	.0	.0	.0	.0	.0	.0	.0	.0	.0	.0	.0	.0
15.4 Non-renewable for stated reasons only (b)	.0	.0	.0	.0	.0	.0	.0	.0	.0	.0	.0	.0
15.5 Other accident only	.0	.0	.0	.0	.0	.0	.0	.0	.0	.0	.0	.0
15.6 Medicare Title XVIII exempt from state taxes or fees	.0	.0	.0	.0	.0	.0	.0	.0	.0	.0	.0	.0
15.7 All other accident and health (b)	.0	.0	.0	.0	.0	.0	.0	.0	.0	.0	.0	.0
15.8 Federal employees health benefits program premium (b)	.0	.0	.0	.0	.0	.0	.0	.0	.0	.0	.0	.0
16. Workers' compensation	.0	.0	.0	.0	.0	.0	.0	.0	.0	.0	.0	.0
17.1 Other Liability - occurrence	10,506,819	9,244,121	.0	5,367,200	1,654,667	4,969,108	7,430,898	684,436	773,190	695,235	1,709,452	325,030
17.2 Other Liability - claims made	.0	.0	.0	.0	.0	.0	.0	.0	.0	.0	.0	.0
17.3 Excess workers' compensation	.0	.0	.0	.0	.0	.0	.0	.0	.0	.0	.0	.0
18. Products liability	.0	.0	.0	.0	.0	.0	.0	.0	.0	.0	.0	.0
19.1 Private passenger auto no-fault (personal injury protection)	509,311	437,232	.0	229,448	140,705	21,758	42,080	271	(3,196)	1,464	93,420	16,157
19.2 Other private passenger auto liability	5,279,206	5,115,411	.0	2,365,894	4,339,591	5,218,963	5,234,340	137,374	94,161	264,352	844,521	174,192
19.3 Commercial auto no-fault (personal injury protection)	.0	.0	.0	.0	.0	.0	.0	.0	.0	.0	.0	.0
19.4 Other commercial auto liability	.0	.0	.0	.0	.0	.0	.0	.0	.0	.0	.0	.0
21.1 Private passenger auto physical damage	3,434,278	3,748,224	.0	1,586,069	2,464,164	2,820,071	459,436	9,073	13,112	2,877	543,981	113,197
21.2 Commercial auto physical damage	700	700	.0	.0	.0	(9)	.0	.0	.0	.0	177	10
22. Aircraft (all perils)	.0	.0	.0	.0	.0	.0	.0	.0	.0	.0	.0	.0
23. Fidelity	.0	.0	.0	.0	.0	.0	.0	.0	.0	.0	.0	.0
24. Surety	.0	.0	.0	.0	.0	.0	.0	.0	.0	.0	.0	.0
26. Burglary and theft	.0	.0	.0	.0	.0	.0	.0	.0	.0	.0	.0	.0
27. Boiler and machinery	.0	.0	.0	.0	.0	.0	.0	.0	.0	.0	.0	.0
28. Credit	.0	.0	.0	.0	.0	.0	.0	.0	.0	.0	.0	.0
30. Warranty	.0	.0	.0	.0	.0	.0	.0	.0	.0	.0	.0	.0
34. Aggregate write-ins for other lines of business	.0	.0	.0	.0	.0	.0	.0	.0	.0	.0	.0	.0
35. TOTALS (a)	194,189,999	172,638,798	0	99,646,977	87,115,752	93,299,353	32,834,586	1,898,062	1,674,788	1,598,126	31,778,594	6,248,836
DETAILS OF WRITE-INS												
3401.												
3402.												
3403.												
3498. Summary of remaining write-ins for Line 34 from overflow page	.0	.0	.0	.0	.0	.0	.0	.0	.0	.0	.0	.0
3499. Totals (Lines 3401 thru 3403 plus 3498)(Line 34 above)	0	0	0	0	0	0	0	0	0	0	0	0

(a) Finance and service charges not included in Lines 1 to 35 \$ 2,756,258
 (b) For health business on indicated lines report: Number of persons insured under PPO managed care products 0 and number of persons insured under indemnity only products 0

19 GT

ANNUAL STATEMENT FOR THE YEAR 2012 OF THE American Modern Select Insurance Co.

SCHEDULE F - PART 1

Assumed Reinsurance as of December 31, Current Year (000 OMITTED)

1 Federal ID Number	2 NAIC Company Code	3 Name of Reinsured	4 Domiciliary Jurisdiction	5 Assumed Premium	Reinsurance On		8 Cols. 6 + 7	9 Contingent Commissions Payable	10 Assumed Premiums Receivable	11 Unearned Premium	12 Funds Held By or Deposited With Reinsured Companies	13 Letters of Credit Posted	14 Amount of Assets Pledged or Compensating Balances to Secure Letters of Credit	15 Amount of Assets Pledged or Collateral Held in Trust
					6 Paid Losses and Loss Adjustment Expenses	7 Known Case Losses and LAE								
31-0715697	23469	AMERICAN MODERN HOME INS CO	OH	38,072	1,147	5,502	6,650	0	5,027	17,823	26,318	0	0	0
0199999		Affiliates - U.S. Intercompany Pooling		38,072	1,147	5,502	6,650	0	5,027	17,823	26,318	0	0	0
0499999		Total - Affiliates		38,072	1,147	5,502	6,650	0	5,027	17,823	26,318	0	0	0
0599998		Other U.S. Unaffiliated Insurers Reinsurance for which the total of Column 8 is less than \$100,000		0	0	0	0	0	0	0	0	0	0	0
0599999		Total Other U.S. Unaffiliated Insurers		0	0	0	0	0	0	0	0	0	0	0
0699998		Pools and Associations - Reinsurance for which the total of Column 8 is less than \$100,000 - Mandatory Pools		0	0	0	0	0	0	0	0	0	0	0
0699999		Total Pools, Associations or Other Similar Facilities - Mandatory Pools		0	0	0	0	0	0	0	0	0	0	0
0799998		Pools and Associations - Reinsurance for which the total of Column 8 is less than \$100,000 - Voluntary Pools		0	0	0	0	0	0	0	0	0	0	0
0799999		Total Pools, Associations or Other Similar Facilities - Voluntary Pools		0	0	0	0	0	0	0	0	0	0	0
0899999		Total - Pools and Associations		0	0	0	0	0	0	0	0	0	0	0
0999998		Other Non-U.S. Insurers - Reinsurance for which the total of Column 8 is less than \$100,000		0	0	0	0	0	0	0	0	0	0	0
0999999		Total Other Non-U.S. Insurers		0	0	0	0	0	0	0	0	0	0	0
9999999		Totals		38,072	1,147	5,502	6,650	0	5,027	17,823	26,318	0	0	0

SCHEDULE F - PART 2

Premium Portfolio Reinsurance Effected or (Canceled) during Current Year

1 Federal ID Number	2 NAIC Com- pany Code	3 Name of Company	4 Date of Contract	5 Original Premium	6 Reinsurance Premium
NONE					

ANNUAL STATEMENT FOR THE YEAR 2012 OF THE American Modern Select Insurance Co.

SCHEDULE F - PART 3

Ceded Reinsurance as of December 31, Current Year (000 OMITTED)

1 Federal ID Number	2 NAIC Company Code	3 Name of Reinsurer	4 Domiciliary Jurisdiction	5 Reinsurance Contracts Ceding 75% or More of Direct Premiums Written	6 Reinsurance Premiums Ceded	Reinsurance Recoverable On										Reinsurance Payable		18 Net Amount Recoverable From Reinsurers Cols. 15 - [16 + 17]	19 Funds Held By Company Under Reinsurance Treaties
						7 Paid Losses	8 Paid LAE	9 Known Case Loss Reserves	10 Known Case LAE Reserves	11 IBNR Loss Reserves	12 IBNR LAE Reserves	13 Unearned Premiums	14 Contingent Commis-sions	15 Columns 7 thru 14 Totals	16 Ceded Balances Payable	17 Other Amounts Due to Reinsurers			
31-0715697	23469	AMERICAN MODERN HOME INS CO	OH		194,190	7,051	796	23,413	1,492	9,422	2,051	99,647	0	143,871	18,851	0	125,020	136,024	
0199999. Total Authorized - Affiliates - U.S. Intercompany Pooling					194,190	7,051	796	23,413	1,492	9,422	2,051	99,647	0	143,871	18,851	0	125,020	136,024	
0499999. Total Authorized - Affiliates					194,190	7,051	796	23,413	1,492	9,422	2,051	99,647	0	143,871	18,851	0	125,020	136,024	
0599998. Total Authorized - Other U.S. Unaffiliated Insurers (Under \$100,000)					0	0	0	0	0	0	0	0	0	0	0	0	0	0	
0599999. Total Authorized - Other U.S. Unaffiliated Insurers					0	0	0	0	0	0	0	0	0	0	0	0	0	0	
0899998. Total Authorized - Other Non-U.S. Insurers (Under \$100,000)					0	0	0	0	0	0	0	0	0	0	0	0	0	0	
0899999. Total Authorized - Other Non-U.S. Insurers					0	0	0	0	0	0	0	0	0	0	0	0	0	0	
0999999. Total Authorized					194,190	7,051	796	23,413	1,492	9,422	2,051	99,647	0	143,871	18,851	0	125,020	136,024	
1399999. Total Unauthorized - Affiliates					0	0	0	0	0	0	0	0	0	0	0	0	0	0	
1499998. Total Unauthorized - Other U.S. Unaffiliated Insurers (Under \$100,000)					0	0	0	0	0	0	0	0	0	0	0	0	0	0	
1499999. Total Unauthorized - Other U.S. Unaffiliated Insurers					0	0	0	0	0	0	0	0	0	0	0	0	0	0	
1799998. Total Unauthorized - Other Non-U.S. Insurers (Under \$100,000)					0	0	0	0	0	0	0	0	0	0	0	0	0	0	
1799999. Total Unauthorized - Other Non-U.S. Insurers					0	0	0	0	0	0	0	0	0	0	0	0	0	0	
1899999. Total Unauthorized					0	0	0	0	0	0	0	0	0	0	0	0	0	0	
2299999. Total Certified - Affiliates					0	0	0	0	0	0	0	0	0	0	0	0	0	0	
2399998. Total Certified - Other U.S. Unaffiliated Insurers (Under \$100,000)					0	0	0	0	0	0	0	0	0	0	0	0	0	0	
2399999. Total Certified - Other U.S. Unaffiliated Insurers					0	0	0	0	0	0	0	0	0	0	0	0	0	0	
2699998. Total Certified - Other Non-U.S. Insurers (Under \$100,000)					0	0	0	0	0	0	0	0	0	0	0	0	0	0	
2699999. Total Certified - Other Non-U.S. Insurers					0	0	0	0	0	0	0	0	0	0	0	0	0	0	
2799999. Total Certified					0	0	0	0	0	0	0	0	0	0	0	0	0	0	
2899999. Total Authorized, Unauthorized and Certified					194,190	7,051	796	23,413	1,492	9,422	2,051	99,647	0	143,871	18,851	0	125,020	136,024	
2999999. Total Protected Cells					0	0	0	0	0	0	0	0	0	0	0	0	0	0	
9999999 Totals					194,190	7,051	796	23,413	1,492	9,422	2,051	99,647	0	143,871	18,851	0	125,020	136,024	

NOTE: A. Report the five largest provisional commission rates included in the cedant's reinsurance treaties. The commission rate to be reported is by contract with ceded premium in excess of \$50,000:

1 Name of Reinsurer	2 Commission Rate	3 Ceded Premium
1.	0.0000
2.	0.0000
3.	0.0000
4.	0.0000
5.	0.0000

B. Report the five largest reinsurance recoverables reported in Column 15, due from any one reinsurer (based on the total recoverables, Line 9999999, Column 15), the amount of ceded premium, and indicate whether the recoverables are due from an affiliated insurer.

1 Name of Reinsurer	2 Total Recoverables	3 Ceded Premiums	4 Affiliated
1. AMERICAN MODERN HOME INS CO	143,871	194,190	Yes [X] No []
2.	00	Yes [] No []
3.	00	Yes [] No []
4.	00	Yes [] No []
5.	00	Yes [] No []

ANNUAL STATEMENT FOR THE YEAR 2012 OF THE American Modern Select Insurance Co.

SCHEDULE F - PART 4

Aging of Ceded Reinsurance as of December 31, Current Year (000 OMITTED)

1 Federal ID Number	2 NAIC Com- pany Code	3 Name of Reinsurer	4 Domiciliary Jurisdiction	Reinsurance Recoverable on Paid Losses and Paid Loss Adjustment Expenses							12 Percentage Overdue Col. 10/Col. 11	13 Percentage More Than 120 Days Overdue Col. 9/Col. 11
				5 Current	Overdue				11 Total Due Cols. 5 + 10			
					6 1 to 29 Days	7 30 to 90 Days	8 91 to 120 Days	9 Over 120 Days		10 Total Overdue Cols. 6 + 7 + 8 + 9		
31-0715697	23469	AMERICAN MODERN HOME INS CO	OH	7,847	0	0	0	0	0	7,847	0.0	0.0
0199999. Total Authorized - Affiliates - U.S. Intercompany Pooling				7,847	0	0	0	0	0	7,847	0.0	0.0
0499999. Total Authorized - Affiliates				7,847	0	0	0	0	0	7,847	0.0	0.0
0999999. Total Authorized				7,847	0	0	0	0	0	7,847	0.0	0.0
1399999. Total Unauthorized - Affiliates				0	0	0	0	0	0	0	0.0	0.0
1899999. Total Unauthorized				0	0	0	0	0	0	0	0.0	0.0
2299999. Total Certified - Affiliates				0	0	0	0	0	0	0	0.0	0.0
2799999. Total Certified				0	0	0	0	0	0	0	0.0	0.0
2899999. Total Authorized, Unauthorized and Certified				7,847	0	0	0	0	0	7,847	0.0	0.0
2999999. Total Protected Cells				0	0	0	0	0	0	0	0.0	0.0
9999999 Totals				7,847	0	0	0	0	0	7,847	0.0	0.0

Schedule F - Part 5

N O N E

Schedule F - Part 5 - Bank Footnote

N O N E

Schedule F - Part 6 - Section 1 - Provision for Reinsurance Ceded to Certified Reinsurers

N O N E

Schedule F - Part 6 - Section 1 - Bank Footnote

N O N E

Schedule F - Part 6 - Section 2 - Provision for Overdue Reinsurance Ceded to Certified Reinsurers

N O N E

Schedule F - Part 7 - Provision for Overdue Authorized Reinsurance

N O N E

Schedule F - Part 8 - Provision for Overdue Reinsurance

N O N E

SCHEDULE F - PART 9

Restatement of Balance Sheet to Identify Net Credit for Reinsurance

	1 As Reported (Net of Ceded)	2 Restatement Adjustments	3 Restated (Gross of Ceded)
ASSETS (Page 2, Col. 3)			
1. Cash and invested assets (Line 12)	157,542,268	0	157,542,268
2. Premiums and considerations (Line 15)	41,932,336	0	41,932,336
3. Reinsurance recoverable on loss and loss adjustment expense payments (Line 16.1)	7,847,137	(7,847,138)	(1)
4. Funds held by or deposited with reinsured companies (Line 16.2)	26,318,330	0	26,318,330
5. Other assets	2,957,287	0	2,957,287
6. Net amount recoverable from reinsurers	0	5,996,076	5,996,076
7. Protected cell assets (Line 27)	0	0	0
8. Totals (Line 28)	236,597,358	(1,851,062)	234,746,296
LIABILITIES (Page 3)			
9. Losses and loss adjustment expenses (Lines 1 through 3)	9,382,524	36,376,972	45,759,496
10. Taxes, expenses, and other obligations (Lines 4 through 8)	14,300,324	0	14,300,324
11. Unearned premiums (Line 9)	17,823,135	99,646,977	117,470,112
12. Advance premiums (Line 10)	0	0	0
13. Dividends declared and unpaid (Line 11.1 and 11.2)	0	0	0
14. Ceded reinsurance premiums payable (net of ceding commissions (Line 12)	18,851,059	(1,851,059)	17,000,000
15. Funds held by company under reinsurance treaties (Line 13)	136,023,952	(136,023,952)	0
16. Amounts withheld or retained by company for account of others (Line 14)	0	0	0
17. Provision for reinsurance (Line 16)	0	0	0
18. Other liabilities	3,969,314	0	3,969,314
19. Total liabilities excluding protected cell business (Line 26)	200,350,308	(1,851,062)	198,499,246
20. Protected cell liabilities (Line 27)	0	0	0
21. Surplus as regards policyholders (Line 37)	36,247,050	XXX	36,247,050
22. Totals (Line 38)	236,597,358	(1,851,062)	234,746,296

NOTE: Is the restatement of this exhibit the result of grossing up balances ceded to affiliates under 100 percent reinsurance or pooling arrangements? Yes [X] No []

If yes, give full explanation: See Note 26

ANNUAL STATEMENT FOR THE YEAR 2012 OF THE American Modern Select Insurance Co.

SCHEDULE H - ACCIDENT AND HEALTH EXHIBIT

	Total		Group Accident and Health		Credit Accident and Health (Group and Individual)		Collectively Renewable		Other Individual Contracts									
	1 Amount	2 %	3 Amount	4 %	5 Amount	6 %	7 Amount	8 %	Non-Cancelable		Guaranteed Renewable		Non-Renewable for Stated Reasons Only		Other Accident Only		All Other	
									9 Amount	10 %	11 Amount	12 %	13 Amount	14 %	15 Amount	16 %	17 Amount	18 %
PART 1. - ANALYSIS OF UNDERWRITING OPERATIONS																		
1. Premiums written	1,448	XXX	0	XXX	0	XXX	0	XXX	0	XXX	0	XXX	0	XXX	0	XXX	1,448	XXX
2. Premiums earned	1,829	XXX	0	XXX	0	XXX	0	XXX	0	XXX	0	XXX	0	XXX	0	XXX	1,829	XXX
3. Incurred claims	0	0.0	0	0.0	0	0.0	0	0.0	0	0.0	0	0.0	0	0.0	0	0.0	0	0.0
4. Cost containment expenses	0	0.0	0	0.0	0	0.0	0	0.0	0	0.0	0	0.0	0	0.0	0	0.0	0	0.0
5. Incurred claims and cost containment expenses (Lines 3 and 4)	0	0.0	0	0.0	0	0.0	0	0.0	0	0.0	0	0.0	0	0.0	0	0.0	0	0.0
6. Increase in contract reserves	0	0.0	0	0.0	0	0.0	0	0.0	0	0.0	0	0.0	0	0.0	0	0.0	0	0.0
7. Commissions (a)	494	27.0	0	0.0	0	0.0	0	0.0	0	0.0	0	0.0	0	0.0	0	0.0	494	27.0
8. Other general insurance expenses	110	6.0	0	0.0	0	0.0	0	0.0	0	0.0	0	0.0	0	0.0	0	0.0	110	6.0
9. Taxes, licenses and fees	48	2.6	0	0.0	0	0.0	0	0.0	0	0.0	0	0.0	0	0.0	0	0.0	48	2.6
10. Total other expenses incurred	652	35.6	0	0.0	0	0.0	0	0.0	0	0.0	0	0.0	0	0.0	0	0.0	652	35.6
11. Aggregate write-ins for deductions	0	0.0	0	0.0	0	0.0	0	0.0	0	0.0	0	0.0	0	0.0	0	0.0	0	0.0
12. Gain from underwriting before dividends or refunds	1,177	64.4	0	0.0	0	0.0	0	0.0	0	0.0	0	0.0	0	0.0	0	0.0	1,177	64.4
13. Dividends or refunds	0	0.0	0	0.0	0	0.0	0	0.0	0	0.0	0	0.0	0	0.0	0	0.0	0	0.0
14. Gain from underwriting after dividends or refunds	1,177	64.4	0	0.0	0	0.0	0	0.0	0	0.0	0	0.0	0	0.0	0	0.0	1,177	64.4
DETAILS OF WRITE-INS																		
1101.																		
1102.																		
1103.																		
1198. Summary of remaining write-ins for Line 11 from overflow page	0	0.0	0	0.0	0	0.0	0	0.0	0	0.0	0	0.0	0	0.0	0	0.0	0	0.0
1199. Totals (Lines 1101 thru 1103 plus 1198)(Line 11 above)	0	0.0	0	0.0	0	0.0	0	0.0	0	0.0	0	0.0	0	0.0	0	0.0	0	0.0

(a) Includes \$ 0 reported as "Contract, membership and other fees retained by agents."

ANNUAL STATEMENT FOR THE YEAR 2012 OF THE American Modern Select Insurance Co.
SCHEDULE H - ACCIDENT AND HEALTH EXHIBIT (Continued)

	1	2	3	4	Other Individual Contracts				
					5	6	7	8	9
	Total	Group Accident and Health	Credit Accident and Health (Group and Individual)	Collectively Renewable	Non-Cancelable	Guaranteed Renewable	Non-Renewable for Stated Reasons Only	Other Accident Only	All Other
PART 2. - RESERVES AND LIABILITIES									
A. Premium Reserves:									
1. Unearned premiums	(381)	0	0	0	0	0	0	0	(381)
2. Advance premiums	0	0	0	0	0	0	0	0	0
3. Reserve for rate credits	0	0	0	0	0	0	0	0	0
4. Total premium reserves, current year	(381)	0	0	0	0	0	0	0	(381)
5. Total premium reserves, prior year	0	0	0	0	0	0	0	0	0
6. Increase in total premium reserves	(381)	0	0	0	0	0	0	0	(381)
B. Contract Reserves:									
1. Additional reserves (a)	0	0	0	0	0	0	0	0	0
2. Reserve for future contingent benefits (deferred maternity and other similar benefits)	0	0	0	0	0	0	0	0	0
3. Total contract reserves, current year	0	0	0	0	0	0	0	0	0
4. Total contract reserves, prior year	0	0	0	0	0	0	0	0	0
5. Increase in contract reserves	0	0	0	0	0	0	0	0	0
C. Claim Reserves and Liabilities:									
1. Total current year	0	0	0	0	0	0	0	0	0
2. Total prior year	0	0	0	0	0	0	0	0	0
3. Increase	0	0	0	0	0	0	0	0	0

PART 3. - TEST OF PRIOR YEAR'S CLAIM RESERVES AND LIABILITIES									
1. Claims paid during the year:									
1.1 On claims incurred prior to current year									
1.2 On claims incurred during current year									
2. Claim reserves and liabilities, December 31, current year:									
2.1 On claims incurred prior to current year									
2.2 On claims incurred during current year									
3. Test:									
3.1 Line 1.1 and 2.1									
3.2 Claim reserves and liabilities, December 31, prior year									
3.3 Line 3.1 minus Line 3.2									

NONE

PART 4. - REINSURANCE									
A. Reinsurance Assumed:									
1. Premiums written	1,448	0	0	0	0	0	0	0	1,448
2. Premiums earned	1,829	0	0	0	0	0	0	0	1,829
3. Incurred claims	0	0	0	0	0	0	0	0	0
4. Commissions	494	0	0	0	0	0	0	0	494
B. Reinsurance Ceded:									
1. Premiums written	0	0	0	0	0	0	0	0	0
2. Premiums earned	0	0	0	0	0	0	0	0	0
3. Incurred claims	0	0	0	0	0	0	0	0	0
4. Commissions	0	0	0	0	0	0	0	0	0

(a) Includes \$0 premium deficiency reserve.

SCHEDULE H - PART 5. - HEALTH CLAIMS

	1 Medical	2 Dental	3 Other	4 Total
A. Direct:				
1. Incurred Claims				
2. Beginning claim reserves and liabilities				
3. Ending claim reserves and liabilities				
4. Claims paid				
B. Assumed Reinsurance:				
5. Incurred Claims.....				
6. Beginning claim reserves and liabilities				
7. Ending claim reserves and liabilities				
8. Claims paid				
C. Ceded Reinsurance:				
9. Incurred Claims.....				
10. Beginning claim reserves and liabilities				
11. Ending claim reserves and liabilities				
12. Claims paid				
D. Net:				
13. Incurred Claims.....				
14. Beginning claim reserves and liabilities				
15. Ending claim reserves and liabilities				
16. Claims paid				
E. Net Incurred Claims and Cost Containment Expenses:				
17. Incurred claims and cost containment expenses				
18. Beginning reserves and liabilities				
19. Ending reserves and liabilities				
20. Paid claims and cost containment expenses				

NONE

ANNUAL STATEMENT FOR THE YEAR 2012 OF THE American Modern Select Insurance Co.

SCHEDULE P - PART 1A - HOMEOWNERS/FAROWNERS

(\$000 OMITTED)

Years in Which Premiums Were Earned and Losses Were Incurred	Premiums Earned			Loss and Loss Expense Payments						10 Salvage and Subrogation Received	11 Total Net Paid Cols (4 - 5 + 6 - 7 + 8 - 9)	12 Number of Claims Reported Direct and Assumed
	1 Direct and Assumed	2 Ceded	3 Net (1 - 2)	Loss Payments		Defense and Cost Containment Payments		Adjusting and Other Payments				
				4 Direct and Assumed	5 Ceded	6 Direct and Assumed	7 Ceded	8 Direct and Assumed	9 Ceded			
1. Prior.....	XXX	XXX	XXX	0	0	0	0	0	0	0	0	XXX
2. 2003.....	2,357	101	2,256	1,423	89	46	1	105	0	12	1,483	431
3. 2004.....	2,064	138	1,926	1,026	119	49	6	93	2	7	1,042	309
4. 2005.....	2,288	241	2,047	1,521	580	65	15	109	15	9	1,085	353
5. 2006.....	3,135	250	2,885	1,300	43	54	5	144	9	5	1,441	378
6. 2007.....	3,123	332	2,792	1,318	152	29	4	195	13	148	1,374	422
7. 2008.....	10,768	1,819	8,949	7,238	2,039	70	15	866	139	24	5,981	2,199
8. 2009.....	18,561	6,315	12,246	8,390	2,397	99	33	1,301	218	31	7,143	3,162
9. 2010.....	20,854	10,475	10,378	9,183	5,184	106	80	1,245	420	41	4,850	3,242
10. 2011.....	22,935	13,364	9,571	14,314	8,643	91	68	1,486	656	34	6,524	4,526
11. 2012.....	24,648	17,657	6,991	10,679	8,654	41	14	1,369	628	13	2,792	3,673
12. Totals	XXX	XXX	XXX	56,394	27,899	651	241	6,912	2,100	324	33,716	XXX

	Losses Unpaid				Defense and Cost Containment Unpaid				Adjusting and Other Unpaid		23 Salvage and Subrogation Anticipated	24 Total Net Losses and Expenses Unpaid	25 Number of Claims Outstanding Direct and Assumed
	Case Basis		Bulk + IBNR		Case Basis		Bulk + IBNR		21 Direct and Assumed	22 Ceded			
	13 Direct and Assumed	14 Ceded	15 Direct and Assumed	16 Ceded	17 Direct and Assumed	18 Ceded	19 Direct and Assumed	20 Ceded					
1. Prior.....	1	0	0	0	0	0	0	0	0	0	0	1	0
2. 2003.....	0	0	0	0	0	0	0	0	0	0	0	0	0
3. 2004.....	5	0	0	0	3	0	0	0	0	0	0	8	0
4. 2005.....	9	0	0	0	1	0	0	0	0	0	0	10	0
5. 2006.....	10	0	0	0	1	0	0	0	0	0	0	11	0
6. 2007.....	0	0	0	0	0	0	0	0	0	0	0	0	1
7. 2008.....	26	0	4	(1)	6	0	(1)	1	1	0	0	36	2
8. 2009.....	27	25	17	3	13	0	(5)	1	4	1	0	24	5
9. 2010.....	303	64	39	7	52	0	(11)	2	16	3	1	322	15
10. 2011.....	268	156	89	49	26	3	(13)	(3)	26	7	2	184	198
11. 2012.....	1,632	1,099	853	602	6	2	46	12	139	64	8	898	222
12. Totals	2,279	1,344	1,003	661	108	5	16	12	187	74	11	1,496	445

	Total Losses and Loss Expenses Incurred			Loss and Loss Expense Percentage (Incurred / Premiums Earned)			Nontabular Discount		34 Inter-Company Pooling Participation Percentage	Net Balance Sheet Reserves After Discount	
	26 Direct and Assumed	27 Ceded	28 Net	29 Direct and Assumed	30 Ceded	31 Net	32 Loss	33 Loss Expense		35 Losses Unpaid	36 Loss Expenses Unpaid
1. Prior.....	XXX	XXX	XXX	XXX	XXX	XXX	0	0	XXX	1	0
2. 2003.....	1,574	91	1,483	66.8	89.9	65.7	0	0	5.0	0	0
3. 2004.....	1,177	127	1,051	57.0	91.8	54.6	0	0	5.0	6	3
4. 2005.....	1,705	610	1,095	74.5	253.0	53.5	0	0	5.0	9	2
5. 2006.....	1,510	57	1,452	48.2	23.0	50.3	0	0	5.0	10	2
6. 2007.....	1,543	170	1,374	49.4	51.1	49.2	0	0	5.0	0	0
7. 2008.....	8,209	2,191	6,018	76.2	120.5	67.2	0	0	5.0	31	6
8. 2009.....	9,845	2,678	7,167	53.0	42.4	58.5	0	0	5.0	15	9
9. 2010.....	10,933	5,760	5,173	52.4	55.0	49.8	0	0	5.0	270	52
10. 2011.....	16,287	9,579	6,709	71.0	71.7	70.1	0	0	5.0	153	32
11. 2012.....	14,765	11,075	3,691	59.9	62.7	52.8	0	0	5.0	783	115
12. Totals	XXX	XXX	XXX	XXX	XXX	XXX	0	0	XXX	1,277	219

ANNUAL STATEMENT FOR THE YEAR 2012 OF THE American Modern Select Insurance Co.
SCHEDULE P - PART 1B - PRIVATE PASSENGER AUTO LIABILITY/MEDICAL
(\$000 OMITTED)

Years in Which Premiums Were Earned and Losses Were Incurred	Premiums Earned			Loss and Loss Expense Payments						10 Salvage and Subrogation Received	11 Total Net Paid Cols (4 - 5 + 6 - 7 + 8 - 9)	12 Number of Claims Reported Direct and Assumed
	1 Direct and Assumed	2 Ceded	3 Net (1 - 2)	Loss Payments		Defense and Cost Containment Payments		Adjusting and Other Payments				
				4 Direct and Assumed	5 Ceded	6 Direct and Assumed	7 Ceded	8 Direct and Assumed	9 Ceded			
1. Prior.....	XXX	XXX	XXX	0	0	0	0	0	0	0	0	XXX
2. 2003.....	2,121	26	2,095	1,019	84	65	5	41	1	4	1,035	134
3. 2004.....	1,728	28	1,700	713	39	32	2	56	3	6	758	131
4. 2005.....	1,452	41	1,411	646	67	47	9	54	7	9	662	144
5. 2006.....	1,296	52	1,243	451	11	22	0	67	4	13	526	146
6. 2007.....	1,292	60	1,232	585	52	38	1	91	7	6	655	180
7. 2008.....	1,370	100	1,270	585	11	28	1	80	13	12	668	183
8. 2009.....	1,409	133	1,277	657	33	36	5	81	15	4	722	182
9. 2010.....	1,318	128	1,191	615	10	31	0	74	26	14	683	177
10. 2011.....	1,269	132	1,137	493	7	11	0	58	26	8	530	155
11. 2012.....	1,384	148	1,236	307	31	4	0	56	26	3	309	149
12. Totals	XXX	XXX	XXX	6,070	344	315	23	659	128	80	6,549	XXX

	Losses Unpaid				Defense and Cost Containment Unpaid				Adjusting and Other Unpaid		23 Salvage and Subrogation Anticipated	24 Total Net Losses and Expenses Unpaid	25 Number of Claims Outstanding Direct and Assumed
	Case Basis		Bulk + IBNR		Case Basis		Bulk + IBNR		21 Direct and Assumed	22 Ceded			
	13 Direct and Assumed	14 Ceded	15 Direct and Assumed	16 Ceded	17 Direct and Assumed	18 Ceded	19 Direct and Assumed	20 Ceded					
1. Prior.....	0	0	0	0	0	0	0	0	0	0	0	0	0
2. 2003.....	5	0	0	0	0	0	0	0	0	0	0	5	0
3. 2004.....	1	1	0	0	0	0	0	0	0	0	0	0	0
4. 2005.....	1	0	0	0	0	0	0	0	0	0	0	1	0
5. 2006.....	5	0	0	0	2	0	0	0	0	0	1	7	0
6. 2007.....	10	1	3	0	1	0	0	0	0	0	1	12	0
7. 2008.....	31	1	4	1	8	0	(1)	(1)	1	0	4	41	1
8. 2009.....	61	5	12	1	12	0	(3)	(1)	3	1	7	78	2
9. 2010.....	147	23	9	0	21	2	(2)	1	3	1	14	150	5
10. 2011.....	152	2	21	(6)	8	0	(4)	1	6	(1)	18	188	7
11. 2012.....	420	19	88	5	3	0	5	0	19	3	48	505	33
12. Totals	834	54	137	3	54	3	(6)	0	32	5	94	986	48

	Total Losses and Loss Expenses Incurred			Loss and Loss Expense Percentage (Incurred / Premiums Earned)			Nontabular Discount		34 Inter-Company Pooling Participation Percentage	Net Balance Sheet Reserves After Discount	
	26 Direct and Assumed	27 Ceded	28 Net	29 Direct and Assumed	30 Ceded	31 Net	32 Loss	33 Loss Expense		35 Losses Unpaid	36 Loss Expenses Unpaid
1. Prior.....	XXX	XXX	XXX	XXX	XXX	XXX	0	0	XXX	0	0
2. 2003.....	1,130	90	1,040	53.3	345.9	49.7	0	0	5.0	5	0
3. 2004.....	803	44	758	46.5	157.7	44.6	0	0	5.0	0	0
4. 2005.....	747	84	663	51.4	204.5	47.0	0	0	5.0	1	0
5. 2006.....	548	15	533	42.3	29.1	42.8	0	0	5.0	5	2
6. 2007.....	728	61	668	56.4	100.6	54.2	0	0	5.0	11	1
7. 2008.....	735	26	708	53.6	26.3	55.8	0	0	5.0	33	8
8. 2009.....	860	59	800	61.0	44.7	62.7	0	0	5.0	67	11
9. 2010.....	896	63	833	68.0	49.6	70.0	0	0	5.0	133	17
10. 2011.....	747	30	718	58.9	22.6	63.1	0	0	5.0	177	11
11. 2012.....	900	86	814	65.0	58.1	65.9	0	0	5.0	482	22
12. Totals	XXX	XXX	XXX	XXX	XXX	XXX	0	0	XXX	914	73

ANNUAL STATEMENT FOR THE YEAR 2012 OF THE American Modern Select Insurance Co.
SCHEDULE P - PART 1C - COMMERCIAL AUTO/TRUCK LIABILITY/MEDICAL
(\$000 OMITTED)

Years in Which Premiums Were Earned and Losses Were Incurred	Premiums Earned			Loss and Loss Expense Payments						10 Salvage and Subrogation Received	11 Total Net Paid Cols (4 - 5 + 6 - 7 + 8 - 9)	12 Number of Claims Reported Direct and Assumed
	1 Direct and Assumed	2 Ceded	3 Net (1 - 2)	Loss Payments		Defense and Cost Containment Payments		Adjusting and Other Payments				
				4 Direct and Assumed	5 Ceded	6 Direct and Assumed	7 Ceded	8 Direct and Assumed	9 Ceded			
1. Prior.....	XXX	XXX	XXX	0	0	0	0	0	0	0	0	XXX
2. 2003.....	260	29	231	207	0	39	0	7	0	0	0	17
3. 2004.....	265	24	241	91	0	22	0	16	1	0	0	31
4. 2005.....	192	9	183	30	5	1	0	5	1	0	0	14
5. 2006.....	205	9	196	110	0	13	0	7	0	0	0	13
6. 2007.....	209	9	199	48	0	18	0	8	0	8	0	15
7. 2008.....	221	10	211	26	0	7	0	6	1	1	0	14
8. 2009.....	228	13	214	90	0	24	0	10	2	1	0	21
9. 2010.....	264	19	245	41	0	6	0	7	2	1	0	17
10. 2011.....	371	104	267	66	18	8	2	9	4	1	0	23
11. 2012.....	529	261	268	53	25	1	1	8	3	0	0	20
12. Totals	XXX	XXX	XXX	761	48	139	3	81	15	10	0	XXX

	Losses Unpaid				Defense and Cost Containment Unpaid				Adjusting and Other Unpaid		23 Salvage and Subrogation Anticipated	24 Total Net Losses and Expenses Unpaid	25 Number of Claims Outstanding Direct and Assumed
	Case Basis		Bulk + IBNR		Case Basis		Bulk + IBNR		21 Direct and Assumed	22 Ceded			
	13 Direct and Assumed	14 Ceded	15 Direct and Assumed	16 Ceded	17 Direct and Assumed	18 Ceded	19 Direct and Assumed	20 Ceded					
1. Prior.....	0	0	0	0	0	0	0	0	0	0	0	0	0
2. 2003.....	0	0	0	0	0	0	0	0	0	0	0	0	0
3. 2004.....	1	0	0	0	1	0	0	0	0	0	0	2	0
4. 2005.....	0	0	0	0	0	0	0	0	0	0	0	0	0
5. 2006.....	0	0	0	0	0	0	0	0	0	0	0	0	0
6. 2007.....	0	0	0	0	0	0	0	0	0	0	0	0	0
7. 2008.....	7	0	0	0	2	0	0	0	0	0	1	9	0
8. 2009.....	24	0	1	1	16	0	(4)	0	1	(1)	4	38	1
9. 2010.....	6	0	1	1	2	0	(1)	0	0	0	1	7	0
10. 2011.....	77	9	26	26	15	0	2	3	5	0	8	87	1
11. 2012.....	67	28	63	53	3	2	6	5	3	0	5	53	4
12. Totals	182	37	91	82	38	3	2	8	10	(1)	18	196	6

	Total Losses and Loss Expenses Incurred			Loss and Loss Expense Percentage (Incurred / Premiums Earned)			Nontabular Discount		34 Inter-Company Pooling Participation Percentage	Net Balance Sheet Reserves After Discount	
	26 Direct and Assumed	27 Ceded	28 Net	29 Direct and Assumed	30 Ceded	31 Net	32 Loss	33 Loss Expense		35 Losses Unpaid	36 Loss Expenses Unpaid
1. Prior.....	XXX	XXX	XXX	XXX	XXX	XXX	0	0	XXX	0	0
2. 2003.....	252	0	252	97.1	0.3	109.1	0	0	5.0	0	0
3. 2004.....	132	1	131	49.7	3.3	54.3	0	0	5.0	1	1
4. 2005.....	35	6	29	18.2	61.9	16.1	0	0	5.0	0	0
5. 2006.....	130	0	130	63.3	2.2	66.1	0	0	5.0	0	0
6. 2007.....	74	0	73	35.3	4.6	36.8	0	0	5.0	0	0
7. 2008.....	49	1	48	22.1	10.2	22.7	0	0	5.0	7	1
8. 2009.....	161	2	159	70.7	14.0	74.3	0	0	5.0	24	13
9. 2010.....	62	3	59	23.5	14.5	24.1	0	0	5.0	6	1
10. 2011.....	208	62	146	56.0	59.3	54.7	0	0	5.0	68	19
11. 2012.....	204	118	86	38.5	45.2	31.9	0	0	5.0	49	4
12. Totals	XXX	XXX	XXX	XXX	XXX	XXX	0	0	XXX	156	41

SCHEDULE P - PART 1D - WORKERS' COMPENSATION
(EXCLUDING EXCESS WORKERS' COMPENSATION)
 (\$000 OMITTED)

Years in Which Premiums Were Earned and Losses Were Incurred	Premiums Earned			Loss and Loss Expense Payments						10 Salvage and Subrogation Received	11 Total Net Paid Cols (4 - 5 + 6 - 7 + 8 - 9)	12 Number of Claims Reported Direct and Assumed
	1 Direct and Assumed	2 Ceded	3 Net (1 - 2)	Loss Payments		Defense and Cost Containment Payments		Adjusting and Other Payments				
				4 Direct and Assumed	5 Ceded	6 Direct and Assumed	7 Ceded	8 Direct and Assumed	9 Ceded			
1. Prior.....	XXX	XXX	XXX									XXX
2. 2003.....												
3. 2004.....												
4. 2005.....												
5. 2006.....												
6. 2007.....												
7. 2008.....												
8. 2009.....												
9. 2010.....												
10. 2011.....												
11. 2012.....												
12. Totals	XXX	XXX	XXX									XXX

NONE

	Losses Unpaid				Defense and Cost Containment Unpaid				Adjusting and Other Unpaid		23 Salvage and Subrogation Anticipated	24 Total Net Losses and Expenses Unpaid	25 Number of Claims Outstanding Direct and Assumed
	Case Basis		Bulk + IBNR		Case Basis		Bulk + IBNR		Adjusting and Other Unpaid				
	13 Direct and Assumed	14 Ceded	15 Direct and Assumed	16 Ceded	17 Direct and Assumed	18 Ceded	19 Direct and Assumed	20 Ceded	21 Direct and Assumed	22 Ceded			
1. Prior.....													
2. 2003.....													
3. 2004.....													
4. 2005.....													
5. 2006.....													
6. 2007.....													
7. 2008.....													
8. 2009.....													
9. 2010.....													
10. 2011.....													
11. 2012.....													
12. Totals													

NONE

	Total Losses and Loss Expenses Incurred			Loss and Loss Expense Percentage (Incurred / Premiums Earned)			Nontabular Discount		34 Inter-Company Pooling Participation Percentage	Net Balance Sheet Reserves After Discount	
	26 Direct and Assumed	27 Ceded	28 Net	29 Direct and Assumed	30 Ceded	31 Net	32 Loss	33 Loss Expense		35 Losses Unpaid	36 Loss Expenses Unpaid
	1. Prior.....	XXX	XXX	XXX	XXX	XXX	XXX				XXX
2. 2003.....											
3. 2004.....											
4. 2005.....											
5. 2006.....											
6. 2007.....											
7. 2008.....											
8. 2009.....											
9. 2010.....											
10. 2011.....											
11. 2012.....											
12. Totals	XXX	XXX	XXX	XXX	XXX	XXX			XXX		

NONE

ANNUAL STATEMENT FOR THE YEAR 2012 OF THE American Modern Select Insurance Co.

SCHEDULE P - PART 1E - COMMERCIAL MULTIPLE PERIL

(\$000 OMITTED)

Years in Which Premiums Were Earned and Losses Were Incurred	Premiums Earned			Loss and Loss Expense Payments							12 Number of Claims Reported Direct and Assumed	
	1 Direct and Assumed	2 Ceded	3 Net (1 - 2)	Loss Payments		Defense and Cost Containment Payments		Adjusting and Other Payments		10 Salvage and Subrogation Received		11 Total Net Paid Cols (4 - 5 + 6 - 7 + 8 - 9)
				4 Direct and Assumed	5 Ceded	6 Direct and Assumed	7 Ceded	8 Direct and Assumed	9 Ceded			
1. Prior.....	XXX	XXX	XXX	0	0	3	0	0	0	0	4	XXX
2. 2003.....	466	205	261	215	108	36	18	5	0	16	129	19
3. 2004.....	930	522	408	297	163	59	33	6	1	0	166	26
4. 2005.....	1,306	668	638	423	326	65	45	12	1	0	127	25
5. 2006.....	1,232	772	460	362	177	64	37	15	1	0	225	27
6. 2007.....	1,474	903	571	496	226	77	41	19	2	0	323	36
7. 2008.....	1,220	997	223	952	585	74	47	28	5	0	417	56
8. 2009.....	1,346	801	545	525	242	66	52	18	5	0	311	39
9. 2010.....	1,298	859	439	392	232	48	41	16	6	0	176	37
10. 2011.....	1,595	1,119	476	469	429	18	18	16	7	0	49	39
11. 2012.....	627	373	254	314	128	0	0	12	6	0	193	32
12. Totals	XXX	XXX	XXX	4,445	2,615	511	333	147	34	17	2,120	XXX

	Losses Unpaid				Defense and Cost Containment Unpaid				Adjusting and Other Unpaid		23 Salvage and Subrogation Anticipated	24 Total Net Losses and Expenses Unpaid	25 Number of Claims Outstanding Direct and Assumed
	Case Basis		Bulk + IBNR		Case Basis		Bulk + IBNR		21 Direct and Assumed	22 Ceded			
	13 Direct and Assumed	14 Ceded	15 Direct and Assumed	16 Ceded	17 Direct and Assumed	18 Ceded	19 Direct and Assumed	20 Ceded					
1. Prior.....	11	1	0	0	3	0	0	0	0	0	0	13	0
2. 2003.....	0	0	0	0	0	0	0	0	0	0	0	0	0
3. 2004.....	1	1	0	0	0	0	0	0	0	0	0	0	0
4. 2005.....	0	0	0	0	0	0	0	0	0	0	0	0	0
5. 2006.....	33	33	7	7	3	3	4	4	4	4	0	0	0
6. 2007.....	0	0	15	15	0	0	9	9	2	2	0	0	0
7. 2008.....	79	79	7	7	6	6	4	4	9	9	0	0	1
8. 2009.....	46	46	5	5	3	3	3	3	5	5	0	0	1
9. 2010.....	147	147	19	19	11	11	11	11	18	18	0	0	3
10. 2011.....	131	131	38	36	11	11	23	19	18	18	0	6	4
11. 2012.....	76	50	128	93	2	1	56	55	25	20	1	68	6
12. Totals	524	489	219	181	39	36	109	103	83	77	1	87	15

	Total Losses and Loss Expenses Incurred			Loss and Loss Expense Percentage (Incurred / Premiums Earned)			Nontabular Discount		34 Inter-Company Pooling Participation Percentage	Net Balance Sheet Reserves After Discount	
	26 Direct and Assumed	27 Ceded	28 Net	29 Direct and Assumed	30 Ceded	31 Net	32 Loss	33 Loss Expense		35 Losses Unpaid	36 Loss Expenses Unpaid
2. 2003.....	255	126	129	54.8	61.5	49.5	0	0	5.0	0	0
3. 2004.....	364	198	166	39.1	37.9	40.7	0	0	5.0	0	0
4. 2005.....	500	373	127	38.3	55.8	19.9	0	0	5.0	0	0
5. 2006.....	491	266	225	39.8	34.5	48.8	0	0	5.0	0	0
6. 2007.....	619	296	323	42.0	32.8	56.5	0	0	5.0	0	0
7. 2008.....	1,159	742	417	95.0	74.4	187.0	0	0	5.0	0	0
8. 2009.....	671	360	311	49.9	44.9	57.1	0	0	5.0	0	0
9. 2010.....	661	485	176	50.9	56.5	40.0	0	0	5.0	0	0
10. 2011.....	724	669	55	45.4	59.8	11.5	0	0	5.0	2	4
11. 2012.....	614	352	261	97.9	94.4	103.0	0	0	5.0	61	7
12. Totals	XXX	XXX	XXX	XXX	XXX	XXX	0	0	XXX	73	14

Schedule P - Part 1F - Section 1 - Medical Professional Liability - Occurrence

N O N E

Schedule P - Part 1F - Section 2 - Medical Professional Liability - Claims-Made

N O N E

ANNUAL STATEMENT FOR THE YEAR 2012 OF THE American Modern Select Insurance Co.
**SCHEDULE P - PART 1G - SPECIAL LIABILITY (OCEAN MARINE, AIRCRAFT (ALL PERILS),
BOILER AND MACHINERY)**
(\$000 OMITTED)

Years in Which Premiums Were Earned and Losses Were Incurred	Premiums Earned			Loss and Loss Expense Payments						10 Salvage and Subrogation Received	11 Total Net Paid Cols (4 - 5 + 6 - 7 + 8 - 9)	12 Number of Claims Reported Direct and Assumed
	1	2	3	Loss Payments		Defense and Cost Containment Payments		Adjusting and Other Payments				
	Direct and Assumed	Ceded	Net (1 - 2)	4 Direct and Assumed	5 Ceded	6 Direct and Assumed	7 Ceded	8 Direct and Assumed	9 Ceded			
1. Prior	XXX	XXX	XXX	0	0	0	0	0	0	0	0	XXX
2. 2003	730	3	727	463	24	17	0	25	0	17	481	XXX
3. 2004	893	7	886	854	5	42	0	36	2	52	926	XXX
4. 2005	852	47	804	1,008	567	33	16	34	5	70	487	XXX
5. 2006	705	7	699	328	0	8	0	25	1	34	361	XXX
6. 2007	471	6	465	189	0	7	0	18	1	15	213	XXX
7. 2008	402	35	368	312	84	4	0	20	3	23	250	XXX
8. 2009	434	51	383	194	0	1	0	16	3	12	209	XXX
9. 2010	508	30	478	235	0	9	0	16	5	14	254	XXX
10. 2011	594	31	563	364	0	6	0	20	9	17	381	XXX
11. 2012	610	31	580	476	4	1	0	26	12	5	486	XXX
12. Totals	XXX	XXX	XXX	4,422	684	129	16	236	41	259	4,046	XXX

	Losses Unpaid				Defense and Cost Containment Unpaid				Adjusting and Other Unpaid		23 Salvage and Subrogation Anticipated	24 Total Net Losses and Expenses Unpaid	25 Number of Claims Outstanding Direct and Assumed
	Case Basis		Bulk + IBNR		Case Basis		Bulk + IBNR		21 Direct and Assumed	22 Ceded			
	13 Direct and Assumed	14 Ceded	15 Direct and Assumed	16 Ceded	17 Direct and Assumed	18 Ceded	19 Direct and Assumed	20 Ceded					
1. Prior	0	0	0	0	0	0	0	0	0	0	0	0	0
2. 2003	0	0	0	0	0	0	0	0	0	0	0	0	0
3. 2004	0	0	0	0	0	0	0	0	0	0	0	0	0
4. 2005	0	0	0	0	0	0	0	0	0	0	0	0	0
5. 2006	4	0	0	0	0	0	0	0	0	0	0	4	0
6. 2007	2	0	0	0	0	0	0	0	0	0	0	2	0
7. 2008	0	0	0	0	0	0	0	0	0	0	0	0	0
8. 2009	3	0	0	0	0	0	0	0	1	0	0	4	0
9. 2010	2	0	0	0	0	0	0	0	0	0	0	2	0
10. 2011	53	0	2	0	3	0	0	0	1	0	0	59	1
11. 2012	200	0	0	0	0	0	0	0	0	0	19	200	14
12. Totals	264	0	2	0	3	0	0	0	2	0	20	270	16

	Total Losses and Loss Expenses Incurred			Loss and Loss Expense Percentage (Incurred / Premiums Earned)			Nontabular Discount		34 Inter-Company Pooling Participation Percentage	Net Balance Sheet Reserves After Discount	
	26	27	28	29	30	31	32	33		35 Losses Unpaid	36 Loss Expenses Unpaid
	Direct and Assumed	Ceded	Net	Direct and Assumed	Ceded	Net	Loss	Loss Expense			
1. Prior	XXX	XXX	XXX	XXX	XXX	XXX	0	0	XXX	0	0
2. 2003	505	24	481	69.2	732.3	66.2	0	0	5.0	0	0
3. 2004	932	6	926	104.3	90.2	104.4	0	0	5.0	0	0
4. 2005	1,075	588	487	126.2	1,244.4	60.5	0	0	5.0	0	0
5. 2006	366	1	364	51.8	18.8	52.2	0	0	5.0	4	0
6. 2007	215	1	214	45.8	18.6	46.1	0	0	5.0	2	0
7. 2008	337	87	250	83.7	251.3	67.9	0	0	5.0	0	0
8. 2009	215	3	213	49.6	5.8	55.4	0	0	5.0	3	1
9. 2010	262	5	256	51.5	18.2	53.6	0	0	5.0	2	0
10. 2011	449	9	440	75.6	29.1	78.2	0	0	5.0	55	4
11. 2012	702	17	686	115.1	54.6	118.3	0	0	5.0	199	0
12. Totals	XXX	XXX	XXX	XXX	XXX	XXX	0	0	XXX	265	5

ANNUAL STATEMENT FOR THE YEAR 2012 OF THE American Modern Select Insurance Co.
SCHEDULE P - PART 1H - SECTION 1 - OTHER LIABILITY - OCCURRENCE
(\$000 OMITTED)

Years in Which Premiums Were Earned and Losses Were Incurred	Premiums Earned			Loss and Loss Expense Payments						10 Salvage and Subrogation Received	11 Total Net Paid Cols (4 - 5 + 6 - 7 + 8 - 9)	12 Number of Claims Reported Direct and Assumed
	1 Direct and Assumed	2 Ceded	3 Net (1 - 2)	Loss Payments		Defense and Cost Containment Payments		Adjusting and Other Payments				
				4 Direct and Assumed	5 Ceded	6 Direct and Assumed	7 Ceded	8 Direct and Assumed	9 Ceded			
	1. Prior	XXX	XXX	XXX	14	6	2	0	0			
2. 2003	1,769	131	1,638	407	148	106	37	73	1	4	401	287
3. 2004	2,243	204	2,039	756	186	124	30	74	3	68	736	252
4. 2005	2,094	235	1,860	542	91	123	34	77	11	6	606	248
5. 2006	2,568	265	2,303	536	114	152	54	92	6	2	606	214
6. 2007	2,389	325	2,064	632	90	122	40	59	5	1	678	115
7. 2008	1,900	280	1,620	901	57	117	26	40	7	1	970	88
8. 2009	3,631	234	3,397	2,374	53	102	43	30	7	0	2,404	64
9. 2010	2,710	308	2,402	538	54	94	38	34	12	3	561	77
10. 2011	1,994	467	1,528	468	(47)	50	22	31	14	3	560	80
11. 2012	2,247	237	2,010	233	18	4	0	20	9	3	230	53
12. Totals	XXX	XXX	XXX	7,401	768	998	323	530	75	90	7,763	XXX

	Losses Unpaid				Defense and Cost Containment Unpaid				Adjusting and Other Unpaid		23 Salvage and Subrogation Anticipated	24 Total Net Losses and Expenses Unpaid	25 Number of Claims Outstanding Direct and Assumed
	Case Basis		Bulk + IBNR		Case Basis		Bulk + IBNR		21 Direct and Assumed	22 Ceded			
	13 Direct and Assumed	14 Ceded	15 Direct and Assumed	16 Ceded	17 Direct and Assumed	18 Ceded	19 Direct and Assumed	20 Ceded					
	1. Prior	21	5	0	0	5	2	0	0	9			
2. 2003	1	0	0	0	0	0	0	0	0	0	0	1	0
3. 2004	6	5	2	2	0	0	1	1	1	1	0	1	0
4. 2005	7	6	9	8	0	0	5	5	2	2	0	2	0
5. 2006	28	25	27	25	2	2	13	13	7	7	0	5	0
6. 2007	61	51	12	8	11	4	4	6	5	5	0	20	1
7. 2008	19	9	7	0	5	1	0	1	3	1	0	21	1
8. 2009	162	97	30	7	23	7	6	6	16	50	2	70	3
9. 2010	388	113	72	9	52	8	5	8	30	22	4	387	6
10. 2011	481	251	207	38	52	20	25	28	57	66	1	419	11
11. 2012	414	48	552	83	4	3	37	19	90	16	14	928	17
12. Totals	1,587	610	918	181	156	47	96	86	220	170	21	1,881	40

	Total Losses and Loss Expenses Incurred			Loss and Loss Expense Percentage (Incurred / Premiums Earned)			Nontabular Discount		34 Inter-Company Pooling Participation Percentage	Net Balance Sheet Reserves After Discount	
	26 Direct and Assumed	27 Ceded	28 Net	29 Direct and Assumed	30 Ceded	31 Net	32 Loss	33 Loss Expense		35 Losses Unpaid	36 Loss Expenses Unpaid
	1. Prior	XXX	XXX	XXX	XXX	XXX	XXX	0		0	XXX
2. 2003	587	186	401	33.2	141.9	24.5	0	0	5.0	1	0
3. 2004	964	227	737	43.0	111.5	36.1	0	0	5.0	1	0
4. 2005	766	158	608	36.6	67.2	32.7	0	0	5.0	2	0
5. 2006	857	246	611	33.4	92.7	26.5	0	0	5.0	4	1
6. 2007	906	208	698	37.9	64.1	33.8	0	0	5.0	14	6
7. 2008	1,092	101	991	57.5	36.1	61.2	0	0	5.0	16	5
8. 2009	2,743	269	2,474	75.5	114.7	72.8	0	0	5.0	88	(18)
9. 2010	1,212	264	948	44.7	85.8	39.5	0	0	5.0	338	49
10. 2011	1,371	392	979	68.8	83.9	64.1	0	0	5.0	399	20
11. 2012	1,355	197	1,158	60.3	83.2	57.6	0	0	5.0	835	93
12. Totals	XXX	XXX	XXX	XXX	XXX	XXX	0	0	XXX	1,715	167

ANNUAL STATEMENT FOR THE YEAR 2012 OF THE American Modern Select Insurance Co.
SCHEDULE P - PART 1H - SECTION 2 - OTHER LIABILITY - CLAIMS-MADE
 (\$000 OMITTED)

Years in Which Premiums Were Earned and Losses Were Incurred	Premiums Earned			Loss and Loss Expense Payments						10 Salvage and Subrogation Received	11 Total Net Paid Cols (4 - 5 + 6 - 7 + 8 - 9)	12 Number of Claims Reported Direct and Assumed
	1 Direct and Assumed	2 Ceded	3 Net (1 - 2)	Loss Payments		Defense and Cost Containment Payments		Adjusting and Other Payments				
				4 Direct and Assumed	5 Ceded	6 Direct and Assumed	7 Ceded	8 Direct and Assumed	9 Ceded			
1. Prior.....	XXX	XXX	XXX									XXX
2. 2003.....												
3. 2004.....												
4. 2005.....												
5. 2006.....												
6. 2007.....												
7. 2008.....												
8. 2009.....												
9. 2010.....												
10. 2011.....												
11. 2012.....												
12. Totals	XXX	XXX	XXX									XXX

NONE

	Losses Unpaid				Defense and Cost Containment Unpaid				Adjusting and Other Unpaid		23 Salvage and Subrogation Anticipated	24 Total Net Losses and Expenses Unpaid	25 Number of Claims Outstanding Direct and Assumed
	Case Basis		Bulk + IBNR		Case Basis		Bulk + IBNR						
	13 Direct and Assumed	14 Ceded	15 Direct and Assumed	16 Ceded	17 Direct and Assumed	18 Ceded	19 Direct and Assumed	20 Ceded	21 Direct and Assumed	22 Ceded			
1. Prior.....													
2. 2003.....													
3. 2004.....													
4. 2005.....													
5. 2006.....													
6. 2007.....													
7. 2008.....													
8. 2009.....													
9. 2010.....													
10. 2011.....													
11. 2012.....													
12. Totals													

NONE

	Total Losses and Loss Expenses Incurred			Loss and Loss Expense Percentage (Incurred / Premiums Earned)			Nontabular Discount		34 Inter-Company Pooling Participation Percentage	Net Balance Sheet Reserves After Discount	
	26 Direct and Assumed	27 Ceded	28 Net	29 Direct and Assumed	30 Ceded	31 Net	32 Loss	33 Loss Expense		35 Losses Unpaid	36 Loss Expenses Unpaid
	1. Prior.....	XXX	XXX	XXX	XXX	XXX	XXX				XXX
2. 2003.....											
3. 2004.....											
4. 2005.....											
5. 2006.....											
6. 2007.....											
7. 2008.....											
8. 2009.....											
9. 2010.....											
10. 2011.....											
11. 2012.....											
12. Totals	XXX	XXX	XXX	XXX	XXX	XXX			XXX		

NONE

ANNUAL STATEMENT FOR THE YEAR 2012 OF THE American Modern Select Insurance Co.
**SCHEDULE P - PART 11 - SPECIAL PROPERTY (FIRE, ALLIED LINES, INLAND MARINE,
EARTHQUAKE, BURGLARY AND THEFT)**
(\$000 OMITTED)

Years in Which Premiums Were Earned and Losses Were Incurred	Premiums Earned			Loss and Loss Expense Payments						10 Salvage and Subrogation Received	11 Total Net Paid Cols (4 - 5 + 6 - 7 + 8 - 9)	12 Number of Claims Reported Direct and Assumed
	1	2	3	Loss Payments		Defense and Cost Containment Payments		Adjusting and Other Payments				
	Direct and Assumed	Ceded	Net (1 - 2)	4 Direct and Assumed	5 Ceded	6 Direct and Assumed	7 Ceded	8 Direct and Assumed	9 Ceded			
1. Prior	XXX	XXX	XXX	124	77	28	11	11	5	24	70	XXX
2. 2011	26,386	6,821	19,565	10,431	1,387	75	13	622	275	103	9,454	XXX
3. 2012	22,467	2,337	20,130	7,460	564	41	17	515	236	43	7,199	XXX
4. Totals	XXX	XXX	XXX	18,015	2,028	144	40	1,148	517	169	16,723	XXX

	Losses Unpaid				Defense and Cost Containment Unpaid				Adjusting and Other Unpaid		23 Salvage and Subrogation Anticipated	24 Total Net Losses and Expenses Unpaid	25 Number of Claims Outstanding Direct and Assumed
	Case Basis		Bulk + IBNR		Case Basis		Bulk + IBNR		Adjusting and Other Unpaid				
	13 Direct and Assumed	14 Ceded	15 Direct and Assumed	16 Ceded	17 Direct and Assumed	18 Ceded	19 Direct and Assumed	20 Ceded	21 Direct and Assumed	22 Ceded			
1. Prior	132	61	71	14	5	5	10	9	16	(40)	2	184	5
2. 2011	272	122	166	14	8	12	1	1	27	41	3	284	5
3. 2012	1,443	76	1,032	172	2	(7)	52	12	146	22	25	2,399	88
4. Totals	1,848	260	1,269	200	15	10	63	23	188	23	29	2,867	98

	Total Losses and Loss Expenses Incurred			Loss and Loss Expense Percentage (Incurred / Premiums Earned)			Nontabular Discount		34 Inter-Company Pooling Participation Percentage	Net Balance Sheet Reserves After Discount	
	26	27	28	29	30	31	32	33		35	36
	Direct and Assumed	Ceded	Net	Direct and Assumed	Ceded	Net	Loss	Loss Expense		Losses Unpaid	Loss Expenses Unpaid
1. Prior	XXX	XXX	XXX	XXX	XXX	XXX	0	0	XXX	128	56
2. 2011	11,603	1,865	9,737	44.0	27.3	49.8	0	0	5.0	302	(18)
3. 2012	10,690	1,092	9,598	47.6	46.7	47.7	0	0	5.0	2,226	173
4. Totals	XXX	XXX	XXX	XXX	XXX	XXX	0	0	XXX	2,657	210

ANNUAL STATEMENT FOR THE YEAR 2012 OF THE American Modern Select Insurance Co.

SCHEDULE P - PART 1J - AUTO PHYSICAL DAMAGE

(\$000 OMITTED)

Years in Which Premiums Were Earned and Losses Were Incurred	Premiums Earned			Loss and Loss Expense Payments						10 Salvage and Subrogation Received	11 Total Net Paid Cols (4 - 5 + 6 - 7 + 8 - 9)	12 Number of Claims Reported Direct and Assumed
	1 Direct and Assumed	2 Ceded	3 Net (1 - 2)	Loss Payments		Defense and Cost Containment Payments		Adjusting and Other Payments				
				4 Direct and Assumed	5 Ceded	6 Direct and Assumed	7 Ceded	8 Direct and Assumed	9 Ceded			
1. Prior.....	XXX	XXX	XXX	13	(3)	8	0	13	6	18	31	XXX
2. 2011.....	5,485	853	4,632	2,670	219	13	1	249	110	244	2,602	722
3. 2012.....	5,336	1,204	4,132	2,832	685	6	1	257	118	108	2,291	686
4. Totals	XXX	XXX	XXX	5,516	901	26	2	520	234	369	4,925	XXX

	Losses Unpaid				Defense and Cost Containment Unpaid				Adjusting and Other Unpaid		23 Salvage and Subrogation Anticipated	24 Total Net Losses and Expenses Unpaid	25 Number of Claims Outstanding Direct and Assumed
	Case Basis		Bulk + IBNR		Case Basis		Bulk + IBNR		Adjusting and Other Unpaid				
	13 Direct and Assumed	14 Ceded	15 Direct and Assumed	16 Ceded	17 Direct and Assumed	18 Ceded	19 Direct and Assumed	20 Ceded	21 Direct and Assumed	22 Ceded			
1. Prior.....	19	0	7	2	0	0	(3)	0	1	0	1	23	11
2. 2011.....	14	0	11	5	0	0	(2)	0	2	0	1	19	11
3. 2012.....	394	49	59	11	1	2	5	1	10	7	26	400	68
4. Totals	428	49	77	18	1	2	(1)	1	13	7	28	442	91

	Total Losses and Loss Expenses Incurred			Loss and Loss Expense Percentage (Incurred / Premiums Earned)			Nontabular Discount		34 Inter-Company Pooling Participation Percentage	Net Balance Sheet Reserves After Discount	
	26 Direct and Assumed	27 Ceded	28 Net	29 Direct and Assumed	30 Ceded	31 Net	32 Loss	33 Loss Expense		35 Losses Unpaid	36 Loss Expenses Unpaid
	1. Prior.....	XXX	XXX	XXX	XXX	XXX	XXX	0		0	XXX
2. 2011.....	2,956	335	2,621	53.9	39.2	56.6	0	0	5.0	20	0
3. 2012.....	3,564	873	2,691	66.8	72.6	65.1	0	0	5.0	394	6
4. Totals	XXX	XXX	XXX	XXX	XXX	XXX	0	0	XXX	438	4

ANNUAL STATEMENT FOR THE YEAR 2012 OF THE American Modern Select Insurance Co.

SCHEDULE P - PART 1K - FIDELITY/SURETY

(\$000 OMITTED)

Years in Which Premiums Were Earned and Losses Were Incurred	Premiums Earned			Loss and Loss Expense Payments						10 Salvage and Subrogation Received	11 Total Net Paid Cols (4 - 5 + 6 - 7 + 8 - 9)	12 Number of Claims Reported Direct and Assumed	
	1 Direct and Assumed	2 Ceded	3 Net (1 - 2)	Loss Payments		Defense and Cost Containment Payments		Adjusting and Other Payments					
				4 Direct and Assumed	5 Ceded	6 Direct and Assumed	7 Ceded	8 Direct and Assumed	9 Ceded				
1. Prior	XXX	XXX	XXX	1	0	0	0	0	0	0	0	1	XXX
2. 2011	8	0	7	1	0	0	0	0	0	0	0	1	XXX
3. 2012	11	0	11	0	0	0	0	0	0	0	0	0	XXX
4. Totals	XXX	XXX	XXX	2	0	0	0	0	0	0	0	2	XXX

	Losses Unpaid				Defense and Cost Containment Unpaid				Adjusting and Other Unpaid		23 Salvage and Subrogation Anticipated	24 Total Net Losses and Expenses Unpaid	25 Number of Claims Outstanding Direct and Assumed
	Case Basis		Bulk + IBNR		Case Basis		Bulk + IBNR		Adjusting and Other Unpaid				
	13 Direct and Assumed	14 Ceded	15 Direct and Assumed	16 Ceded	17 Direct and Assumed	18 Ceded	19 Direct and Assumed	20 Ceded	21 Direct and Assumed	22 Ceded			
1. Prior	0	0	0	0	0	0	0	0	0	0	0	0	0
2. 2011	0	0	(3)	0	0	0	0	0	0	0	0	(3)	0
3. 2012	1	0	0	0	0	0	0	0	0	0	0	1	0
4. Totals	1	0	(3)	0	0	0	0	0	0	0	0	(2)	0

	Total Losses and Loss Expenses Incurred			Loss and Loss Expense Percentage (Incurred / Premiums Earned)			Nontabular Discount		34 Inter-Company Pooling Participation Percentage	Net Balance Sheet Reserves After Discount	
	26 Direct and Assumed	27 Ceded	28 Net	29 Direct and Assumed	30 Ceded	31 Net	32 Loss	33 Loss Expense		35 Losses Unpaid	36 Loss Expenses Unpaid
	1. Prior	XXX	XXX	XXX	XXX	XXX	XXX	0		0	XXX
2. 2011	(2)	0	(2)	(27.2)	38.1	(30.8)	0	0	5.0	(3)	0
3. 2012	1	0	1	7.6	0.0	7.6	0	0	5.0	1	0
4. Totals	XXX	XXX	XXX	XXX	XXX	XXX	0	0	XXX	(3)	0

ANNUAL STATEMENT FOR THE YEAR 2012 OF THE American Modern Select Insurance Co.
SCHEDULE P - PART 1L - OTHER (INCLUDING CREDIT, ACCIDENT AND HEALTH)
(\$000 OMITTED)

Years in Which Premiums Were Earned and Losses Were Incurred	Premiums Earned			Loss and Loss Expense Payments						10 Salvage and Subrogation Received	11 Total Net Paid Cols (4 - 5 + 6 - 7 + 8 - 9)	12 Number of Claims Reported Direct and Assumed
	1 Direct and Assumed	2 Ceded	3 Net (1 - 2)	Loss Payments		Defense and Cost Containment Payments		Adjusting and Other Payments				
				4 Direct and Assumed	5 Ceded	6 Direct and Assumed	7 Ceded	8 Direct and Assumed	9 Ceded			
1. Prior.....	XXX	XXX	XXX	0	0	0	0	0	0	0	0	XXX
2. 2011.....	194	138	55	25	0	0	0	0	0	0	0	24
3. 2012.....	6	4	2	1	1	0	0	0	0	0	0	XXX
4. Totals	XXX	XXX	XXX	26	1	0	0	0	0	0	0	24

	Losses Unpaid				Defense and Cost Containment Unpaid				Adjusting and Other Unpaid		23 Salvage and Subrogation Anticipated	24 Total Net Losses and Expenses Unpaid	25 Number of Claims Outstanding Direct and Assumed
	Case Basis		Bulk + IBNR		Case Basis		Bulk + IBNR		Adjusting and Other Unpaid				
	13 Direct and Assumed	14 Ceded	15 Direct and Assumed	16 Ceded	17 Direct and Assumed	18 Ceded	19 Direct and Assumed	20 Ceded	21 Direct and Assumed	22 Ceded			
1. Prior.....	0	0	0	0	0	0	0	0	0	0	0	0	0
2. 2011.....	0	0	0	0	0	0	0	0	0	0	0	0	0
3. 2012.....	0	0	0	0	0	0	0	0	0	0	0	0	0
4. Totals	0	0	0	0	0	0	0	0	0	0	0	0	0

	Total Losses and Loss Expenses Incurred			Loss and Loss Expense Percentage (Incurred / Premiums Earned)			Nontabular Discount		34 Inter-Company Pooling Participation Percentage	Net Balance Sheet Reserves After Discount	
	26 Direct and Assumed	27 Ceded	28 Net	29 Direct and Assumed	30 Ceded	31 Net	32 Loss	33 Loss Expense		35 Losses Unpaid	36 Loss Expenses Unpaid
	1. Prior.....	XXX	XXX	XXX	XXX	XXX	XXX	0		0	XXX
2. 2011.....	25	0	24	12.7	0.1	44.1	0	0	5.0	0	0
3. 2012.....	1	1	0	20.4	28.9	0.0	0	0	5.0	0	0
4. Totals	XXX	XXX	XXX	XXX	XXX	XXX	0	0	XXX	0	0

Schedule P - Part 1M - International

N O N E

Schedule P - Part 1N - Reinsurance - Nonproportional Assumed Property

N O N E

Schedule P - Part 1O - Reinsurance - Nonproportional Assumed Liability

N O N E

Schedule P - Part 1P - Reinsurance - Nonproportional Assumed Financial Lines

N O N E

Schedule P - Part 1R - Section 1 - Products Liability - Occurrence

N O N E

Schedule P - Part 1R - Section 2 - Products Liability - Claims-Made

N O N E

Schedule P - Part 1S - Financial Guaranty/Mortgage Guaranty

N O N E

ANNUAL STATEMENT FOR THE YEAR 2012 OF THE American Modern Select Insurance Co.

SCHEDULE P - PART 1T - WARRANTY

(\$000 OMITTED)

Years in Which Premiums Were Earned and Losses Were Incurred	Premiums Earned			Loss and Loss Expense Payments						10 Salvage and Subrogation Received	11 Total Net Paid Cols (4 - 5 + 6 - 7 + 8 - 9)	12 Number of Claims Reported Direct and Assumed
	1 Direct and Assumed	2 Ceded	3 Net (1 - 2)	Loss Payments		Defense and Cost Containment Payments		Adjusting and Other Payments				
				4 Direct and Assumed	5 Ceded	6 Direct and Assumed	7 Ceded	8 Direct and Assumed	9 Ceded			
1. Prior	XXX	XXX	XXX	2	0	0	0	1	0	0	2	XXX
2. 2011	76	19	57	91	8	0	0	82	36	0	129	236
3. 2012	82	23	60	79	14	0	0	68	31	0	102	182
4. Totals	XXX	XXX	XXX	172	22	0	0	151	68	0	233	XXX

	Losses Unpaid				Defense and Cost Containment Unpaid				Adjusting and Other Unpaid		23 Salvage and Subrogation Anticipated	24 Total Net Losses and Expenses Unpaid	25 Number of Claims Outstanding Direct and Assumed
	Case Basis		Bulk + IBNR		Case Basis		Bulk + IBNR		Adjusting and Other Unpaid				
	13 Direct and Assumed	14 Ceded	15 Direct and Assumed	16 Ceded	17 Direct and Assumed	18 Ceded	19 Direct and Assumed	20 Ceded	21 Direct and Assumed	22 Ceded			
1. Prior	0	0	0	0	0	0	0	0	0	0	0	0	0
2. 2011	2	0	(1)	1	0	0	0	0	0	0	0	0	0
3. 2012	5	0	7	0	0	0	0	1	1	2	0	11	10
4. Totals	7	0	6	0	0	0	0	1	1	2	0	12	10

	Total Losses and Loss Expenses Incurred			Loss and Loss Expense Percentage (Incurred / Premiums Earned)			Nontabular Discount		34 Inter-Company Pooling Participation Percentage	Net Balance Sheet Reserves After Discount	
	26 Direct and Assumed	27 Ceded	28 Net	29 Direct and Assumed	30 Ceded	31 Net	32 Loss	33 Loss Expense		35 Losses Unpaid	36 Loss Expenses Unpaid
	1. Prior	XXX	XXX	XXX	XXX	XXX	XXX	0		0	XXX
2. 2011	175	45	130	229.1	230.9	228.5	0	0	5.0	0	0
3. 2012	160	47	113	194.0	204.5	190.0	0	0	5.0	13	(1)
4. Totals	XXX	XXX	XXX	XXX	XXX	XXX	0	0	XXX	13	(1)

ANNUAL STATEMENT FOR THE YEAR 2012 OF THE American Modern Select Insurance Co.

SCHEDULE P - PART 2A - HOMEOWNERS/FAROWNERS

Years in Which Losses Were Incurred	INCURRED NET LOSSES AND DEFENSE AND COST CONTAINMENT EXPENSES REPORTED AT YEAR END (\$000 OMITTED)										DEVELOPMENT	
	1 2003	2 2004	3 2005	4 2006	5 2007	6 2008	7 2009	8 2010	9 2011	10 2012	11 One Year	12 Two Year
1. Prior.....	153	105	84	86	98	97	100	102	101	102	1	1
2. 2003.....	1,535	1,424	1,383	1,383	1,377	1,370	1,371	1,398	1,389	1,379	(10)	(19)
3. 2004.....	XXX	1,025	986	952	949	950	955	955	960	959	(1)	4
4. 2005.....	XXX	XXX	1,180	1,098	1,174	1,133	1,109	1,103	991	1,001	11	(101)
5. 2006.....	XXX	XXX	XXX	1,344	1,300	1,337	1,337	1,330	1,318	1,317	(1)	(13)
6. 2007.....	XXX	XXX	XXX	XXX	1,328	1,316	1,211	1,198	1,192	1,192	(1)	(6)
7. 2008.....	XXX	XXX	XXX	XXX	XXX	5,340	5,275	5,284	5,289	5,289	0	5
8. 2009.....	XXX	XXX	XXX	XXX	XXX	XXX	6,368	6,090	6,063	6,082	19	(8)
9. 2010.....	XXX	XXX	XXX	XXX	XXX	XXX	XXX	4,580	4,483	4,334	(149)	(246)
10. 2011.....	XXX	XXX	XXX	XXX	XXX	XXX	XXX	XXX	6,317	5,860	(456)	XXX
11. 2012.....	XXX	XXX	XXX	XXX	XXX	XXX	XXX	XXX	XXX	2,874	XXX	XXX
12. Totals											(588)	(385)

SCHEDULE P - PART 2B - PRIVATE PASSENGER AUTO LIABILITY/MEDICAL

1. Prior.....	421	293	273	223	198	203	199	201	190	197	7	(5)
2. 2003.....	1,276	1,141	1,098	1,041	999	1,021	995	1,001	1,001	1,000	0	0
3. 2004.....	XXX	1,047	805	724	696	715	713	706	705	705	0	(1)
4. 2005.....	XXX	XXX	859	692	605	608	606	621	618	617	(1)	(4)
5. 2006.....	XXX	XXX	XXX	569	495	489	464	473	474	469	(5)	(4)
6. 2007.....	XXX	XXX	XXX	XXX	628	604	610	596	593	583	(10)	(13)
7. 2008.....	XXX	XXX	XXX	XXX	XXX	713	689	663	649	641	(7)	(21)
8. 2009.....	XXX	XXX	XXX	XXX	XXX	XXX	666	702	718	732	13	29
9. 2010.....	XXX	XXX	XXX	XXX	XXX	XXX	XXX	658	773	784	11	126
10. 2011.....	XXX	XXX	XXX	XXX	XXX	XXX	XXX	XXX	678	678	0	XXX
11. 2012.....	XXX	XXX	XXX	XXX	XXX	XXX	XXX	XXX	XXX	769	XXX	XXX
12. Totals											7	108

SCHEDULE P - PART 2C - COMMERCIAL AUTO/TRUCK LIABILITY/MEDICAL

1. Prior.....	209	236	170	131	129	137	136	136	136	136	0	0
2. 2003.....	168	237	274	253	233	231	246	246	246	246	0	0
3. 2004.....	XXX	131	132	143	122	125	114	114	114	115	1	1
4. 2005.....	XXX	XXX	44	33	30	26	25	25	25	25	0	0
5. 2006.....	XXX	XXX	XXX	64	71	139	129	133	132	123	(9)	(10)
6. 2007.....	XXX	XXX	XXX	XXX	85	87	73	70	67	66	0	(4)
7. 2008.....	XXX	XXX	XXX	XXX	XXX	43	35	34	38	42	5	8
8. 2009.....	XXX	XXX	XXX	XXX	XXX	XXX	77	111	138	149	11	38
9. 2010.....	XXX	XXX	XXX	XXX	XXX	XXX	XXX	57	68	54	(14)	(3)
10. 2011.....	XXX	XXX	XXX	XXX	XXX	XXX	XXX	XXX	139	136	(3)	XXX
11. 2012.....	XXX	XXX	XXX	XXX	XXX	XXX	XXX	XXX	XXX	78	XXX	XXX
12. Totals											(10)	31

**SCHEDULE P - PART 2D - WORKERS' COMPENSATION
(EXCLUDING EXCESS WORKERS' COMPENSATION)**

1. Prior.....												
2. 2003.....												
3. 2004.....	XXX											
4. 2005.....	XXX	XXX										
5. 2006.....	XXX	XXX	XXX									
6. 2007.....	XXX	XXX	XXX	XXX	XXX	XXX	XXX	XXX	XXX	XXX		
7. 2008.....	XXX	XXX	XXX	XXX	XXX	XXX	XXX	XXX	XXX	XXX		
8. 2009.....	XXX	XXX	XXX	XXX	XXX	XXX	XXX	XXX	XXX	XXX		
9. 2010.....	XXX	XXX	XXX	XXX	XXX	XXX	XXX	XXX	XXX	XXX		
10. 2011.....	XXX	XXX	XXX	XXX	XXX	XXX	XXX	XXX	XXX	XXX		XXX
11. 2012.....	XXX	XXX	XXX	XXX	XXX	XXX	XXX	XXX	XXX	XXX	XXX	XXX
12. Totals											XXX	XXX

SCHEDULE P - PART 2E - COMMERCIAL MULTIPLE PERIL

1. Prior.....	1,211	985	888	810	659	611	582	584	578	587	9	3
2. 2003.....	139	88	121	190	136	142	127	131	125	125	0	(6)
3. 2004.....	XXX	107	166	206	188	169	161	163	161	161	(1)	(2)
4. 2005.....	XXX	XXX	110	128	174	139	127	134	117	117	0	(17)
5. 2006.....	XXX	XXX	XXX	133	259	267	204	240	211	211	0	(29)
6. 2007.....	XXX	XXX	XXX	XXX	329	392	298	358	306	306	0	(52)
7. 2008.....	XXX	XXX	XXX	XXX	XXX	356	371	386	395	395	0	9
8. 2009.....	XXX	XXX	XXX	XXX	XXX	XXX	290	357	297	297	0	(60)
9. 2010.....	XXX	XXX	XXX	XXX	XXX	XXX	XXX	412	164	165	1	(247)
10. 2011.....	XXX	XXX	XXX	XXX	XXX	XXX	XXX	XXX	36	46	10	XXX
11. 2012.....	XXX	XXX	XXX	XXX	XXX	XXX	XXX	XXX	XXX	249	XXX	XXX
12. Totals											19	(400)

SCHEDULE P - PART 2F - SECTION 1 - MEDICAL PROFESSIONAL LIABILITY - OCCURRENCE

Years in Which Losses Were Incurred	INCURRED NET LOSSES AND DEFENSE AND COST CONTAINMENT EXPENSES REPORTED AT YEAR END (\$000 OMITTED)										DEVELOPMENT	
	1 2003	2 2004	3 2005	4 2006	5 2007	6 2008	7 2009	8 2010	9 2011	10 2012	11 One Year	12 Two Year
1. Prior												
2. 2003												
3. 2004	XXX											
4. 2005	XXX	XXX										
5. 2006	XXX	XXX	XXX									
6. 2007	XXX	XXX	XXX	XXX								
7. 2008	XXX	XXX	XXX	XXX	XXX							
8. 2009	XXX	XXX	XXX	XXX	XXX	XXX						
9. 2010	XXX	XXX	XXX	XXX	XXX	XXX	XXX					
10. 2011	XXX	XXX	XXX	XXX	XXX	XXX	XXX	XXX				XXX
11. 2012	XXX	XXX	XXX	XXX	XXX	XXX	XXX	XXX	XXX			XXX
12. Totals												

SCHEDULE P - PART 2F - SECTION 2 - MEDICAL PROFESSIONAL LIABILITY - CLAIMS-MADE

1. Prior												
2. 2003												
3. 2004	XXX											
4. 2005	XXX	XXX										
5. 2006	XXX	XXX	XXX									
6. 2007	XXX	XXX	XXX	XXX								
7. 2008	XXX	XXX	XXX	XXX	XXX							
8. 2009	XXX	XXX	XXX	XXX	XXX	XXX						
9. 2010	XXX	XXX	XXX	XXX	XXX	XXX	XXX					
10. 2011	XXX	XXX	XXX	XXX	XXX	XXX	XXX	XXX				XXX
11. 2012	XXX	XXX	XXX	XXX	XXX	XXX	XXX	XXX	XXX			XXX
12. Totals												

SCHEDULE P - PART 2G - SPECIAL LIABILITY (OCEAN MARINE, AIRCRAFT (ALL PERILS), BOILER AND MACHINERY)

1. Prior	3	0	(1)	(1)	(1)	(1)	(1)	(1)	(1)	(1)	0	0
2. 2003	497	462	455	455	457	457	457	457	457	457	0	0
3. 2004	XXX	892	885	904	886	894	897	897	891	891	0	(6)
4. 2005	XXX	XXX	574	411	469	457	462	462	458	458	0	(4)
5. 2006	XXX	XXX	XXX	352	335	334	338	337	337	340	3	3
6. 2007	XXX	XXX	XXX	XXX	209	201	197	197	197	197	0	0
7. 2008	XXX	XXX	XXX	XXX	XXX	237	229	231	233	233	0	2
8. 2009	XXX	XXX	XXX	XXX	XXX	XXX	195	201	197	199	2	(2)
9. 2010	XXX	XXX	XXX	XXX	XXX	XXX	XXX	248	239	245	6	(3)
10. 2011	XXX	XXX	XXX	XXX	XXX	XXX	XXX	XXX	443	429	(15)	XXX
11. 2012	XXX	XXX	XXX	XXX	XXX	XXX	XXX	XXX	XXX	671	XXX	XXX
12. Totals											(4)	(10)

SCHEDULE P - PART 2H - SECTION 1 - OTHER LIABILITY - OCCURRENCE

1. Prior	535	461	411	372	406	415	398	375	433	416	(17)	41
2. 2003	577	657	400	394	351	343	356	331	311	329	18	(2)
3. 2004	XXX	1,051	741	844	803	715	718	667	679	666	(13)	(1)
4. 2005	XXX	XXX	732	681	573	586	545	544	543	542	(1)	(1)
5. 2006	XXX	XXX	XXX	748	685	591	550	511	521	525	4	14
6. 2007	XXX	XXX	XXX	XXX	785	721	654	681	670	644	(25)	(36)
7. 2008	XXX	XXX	XXX	XXX	XXX	609	874	976	973	957	(16)	(19)
8. 2009	XXX	XXX	XXX	XXX	XXX	XXX	2,600	3,090	2,479	2,484	5	(606)
9. 2010	XXX	XXX	XXX	XXX	XXX	XXX	XXX	877	1,001	919	(83)	42
10. 2011	XXX	XXX	XXX	XXX	XXX	XXX	XXX	XXX	810	971	161	XXX
11. 2012	XXX	XXX	XXX	XXX	XXX	XXX	XXX	XXX	XXX	1,073	XXX	XXX
12. Totals											33	(568)

SCHEDULE P - PART 2H - SECTION 2 - OTHER LIABILITY - CLAIMS-MADE

1. Prior												
2. 2003												
3. 2004	XXX											
4. 2005	XXX	XXX										
5. 2006	XXX	XXX	XXX									
6. 2007	XXX	XXX	XXX	XXX								
7. 2008	XXX	XXX	XXX	XXX	XXX							
8. 2009	XXX	XXX	XXX	XXX	XXX	XXX						
9. 2010	XXX	XXX	XXX	XXX	XXX	XXX	XXX					
10. 2011	XXX	XXX	XXX	XXX	XXX	XXX	XXX	XXX				XXX
11. 2012	XXX	XXX	XXX	XXX	XXX	XXX	XXX	XXX	XXX			XXX
12. Totals												

SCHEDULE P - PART 2I - SPECIAL PROPERTY (FIRE, ALLIED LINES, INLAND MARINE, EARTHQUAKE, BURGLARY, AND THEFT)

Years in Which Losses Were Incurred	INCURRED NET LOSSES AND DEFENSE AND COST CONTAINMENT EXPENSES REPORTED AT YEAR END (\$000 OMITTED)										DEVELOPMENT	
	1 2003	2 2004	3 2005	4 2006	5 2007	6 2008	7 2009	8 2010	9 2011	10 2012	11 One Year	12 Two Year
1. Prior.....	XXX	XXX	XXX	XXX	XXX	XXX	XXX	1,846	2,150	2,147	(3)	301
2. 2011.....	XXX	XXX	XXX	XXX	XXX	XXX	XXX	XXX	9,832	9,406	(426)	XXX
3. 2012.....	XXX	XXX	XXX	XXX	XXX	XXX	XXX	XXX	XXX	9,195	XXX	XXX
4. Totals											(430)	301

SCHEDULE P - PART 2J - AUTO PHYSICAL DAMAGE

1. Prior.....	XXX	XXX	XXX	XXX	XXX	XXX	XXX	415	256	227	(29)	(188)
2. 2011.....	XXX	XXX	XXX	XXX	XXX	XXX	XXX	XXX	2,695	2,481	(214)	XXX
3. 2012.....	XXX	XXX	XXX	XXX	XXX	XXX	XXX	XXX	XXX	2,549	XXX	XXX
4. Totals											(243)	(188)

SCHEDULE P - PART 2K - FIDELITY/SURETY

1. Prior.....	XXX	XXX	XXX	XXX	XXX	XXX	XXX	2	1	1	1	0
2. 2011.....	XXX	XXX	XXX	XXX	XXX	XXX	XXX	XXX	1	(2)	(3)	XXX
3. 2012.....	XXX	XXX	XXX	XXX	XXX	XXX	XXX	XXX	XXX	1	XXX	XXX
4. Totals											(3)	0

SCHEDULE P - PART 2L - OTHER (INCLUDING CREDIT, ACCIDENT AND HEALTH)

1. Prior.....	XXX	XXX	XXX	XXX	XXX	XXX	XXX	75	79	79	0	5
2. 2011.....	XXX	XXX	XXX	XXX	XXX	XXX	XXX	XXX	24	24	0	XXX
3. 2012.....	XXX	XXX	XXX	XXX	XXX	XXX	XXX	XXX	XXX	0	XXX	XXX
4. Totals											0	5

SCHEDULE P - PART 2M - INTERNATIONAL

1. Prior.....												
2. 2003.....												
3. 2004.....	XXX											
4. 2005.....	XXX	XXX										
5. 2006.....	XXX	XXX	XXX									
6. 2007.....	XXX	XXX	XXX	XXX								
7. 2008.....	XXX	XXX	XXX	XXX	XXX							
8. 2009.....	XXX	XXX	XXX	XXX	XXX	XXX						
9. 2010.....	XXX	XXX	XXX	XXX	XXX	XXX	XXX					
10. 2011.....	XXX	XXX	XXX	XXX	XXX	XXX	XXX	XXX				XXX
11. 2012.....	XXX	XXX	XXX	XXX	XXX	XXX	XXX	XXX	XXX		XXX	XXX
12. Totals												

NONE

Schedule P - Part 2N - Reinsurance - Nonproportional Assumed Property

N O N E

Schedule P - Part 2O - Reinsurance - Nonproportional Assumed Liability

N O N E

Schedule P - Part 2P - Reinsurance - Nonproportional Assumed Financial Lines

N O N E

ANNUAL STATEMENT FOR THE YEAR 2012 OF THE American Modern Select Insurance Co.
SCHEDULE P - PART 2R - SECTION 1 - PRODUCTS LIABILITY - OCCURENCE

Years in Which Losses Were Incurred	INCURRED NET LOSSES AND DEFENSE AND COST CONTAINMENT EXPENSES REPORTED AT YEAR END (\$000 OMITTED)										DEVELOPMENT	
	1 2003	2 2004	3 2005	4 2006	5 2007	6 2008	7 2009	8 2010	9 2011	10 2012	11 One Year	12 Two Year
1. Prior												
2. 2003												
3. 2004	XXX											
4. 2005	XXX	XXX										
5. 2006	XXX	XXX	XXX									
6. 2007	XXX	XXX	XXX	XXX								
7. 2008	XXX	XXX	XXX	XXX	XXX							
8. 2009	XXX	XXX	XXX	XXX	XXX	XXX						
9. 2010	XXX	XXX	XXX	XXX	XXX	XXX	XXX					
10. 2011	XXX	XXX	XXX	XXX	XXX	XXX	XXX	XXX				XXX
11. 2012	XXX	XXX	XXX	XXX	XXX	XXX	XXX	XXX	XXX			XXX
12. Totals												

NONE

SCHEDULE P - PART 2R - SECTION 2 - PRODUCTS LIABILITY - CLAIMS-MADE

1. Prior												
2. 2003												
3. 2004	XXX											
4. 2005	XXX	XXX										
5. 2006	XXX	XXX	XXX									
6. 2007	XXX	XXX	XXX	XXX								
7. 2008	XXX	XXX	XXX	XXX	XXX							
8. 2009	XXX	XXX	XXX	XXX	XXX	XXX						
9. 2010	XXX	XXX	XXX	XXX	XXX	XXX	XXX					
10. 2011	XXX	XXX	XXX	XXX	XXX	XXX	XXX	XXX				XXX
11. 2012	XXX	XXX	XXX	XXX	XXX	XXX	XXX	XXX	XXX			XXX
12. Totals												

NONE

SCHEDULE P - PART 2S - FINANCIAL GUARANTY/MORTGAGE GUARANTY

1. Prior	XXX	XXX	XXX	XXX	XXX	XXX	XXX					
2. 2011	XXX	XXX	XXX	XXX	XXX	XXX	XXX	XXX				XXX
3. 2012	XXX	XXX	XXX	XXX	XXX	XXX	XXX	XXX	XXX			XXX
4. Totals												

NONE

SCHEDULE P - PART 2T - WARRANTY

1. Prior	XXX	XXX	XXX	XXX	XXX	XXX	XXX	6	7	9	2	3
2. 2011	XXX	XXX	XXX	XXX	XXX	XXX	XXX	XXX	78	84	6	XXX
3. 2012	XXX	XXX	XXX	XXX	XXX	XXX	XXX	XXX	XXX	77	XXX	XXX
4. Totals											8	3

ANNUAL STATEMENT FOR THE YEAR 2012 OF THE American Modern Select Insurance Co.

SCHEDULE P - PART 3A - HOMEOWNERS/FARMOWNERS

Years in Which Losses Were Incurred	CUMULATIVE PAID NET LOSSES AND DEFENSE AND COST CONTAINMENT EXPENSES REPORTED AT YEAR END (\$000 OMITTED)										11 Number of Claims Closed With Loss Payment	12 Number of Claims Closed Without Loss Payment
	1	2	3	4	5	6	7	8	9	10		
	2003	2004	2005	2006	2007	2008	2009	2010	2011	2012		
1. Prior	.000	.37	.70	.78	.98	.98	.99	.100	.101	.101	.18	.0
2. 2003	1,127	1,320	1,344	1,358	1,367	1,370	1,371	1,371	1,372	1,379	288	143
3. 2004	XXX	694	916	941	942	945	952	952	952	951	194	115
4. 2005	XXX	XXX	572	927	955	974	987	989	990	992	225	128
5. 2006	XXX	XXX	XXX	907	1,218	1,283	1,305	1,301	1,304	1,306	234	144
6. 2007	XXX	XXX	XXX	XXX	1,009	1,247	1,174	1,186	1,191	1,192	267	154
7. 2008	XXX	XXX	XXX	XXX	XXX	4,220	5,128	5,191	5,239	5,254	1,590	607
8. 2009	XXX	XXX	XXX	XXX	XXX	XXX	5,364	5,897	6,009	6,060	2,101	1,056
9. 2010	XXX	XXX	XXX	XXX	XXX	XXX	XXX	3,551	4,098	4,025	2,089	1,138
10. 2011	XXX	XXX	XXX	XXX	XXX	XXX	XXX	XXX	5,062	5,695	2,997	1,330
11. 2012	XXX	XXX	XXX	XXX	XXX	XXX	XXX	XXX	XXX	2,051	2,294	1,158

SCHEDULE P - PART 3B - PRIVATE PASSENGER AUTO LIABILITY/MEDICAL

1. Prior	.000	.103	.164	.188	.194	.193	.195	.196	.197	.197	.5	.0
2. 2003	.357	.709	.888	.954	.970	.983	.991	.994	.995	.995	.80	.54
3. 2004	XXX	.238	.508	.625	.655	.691	.704	.705	.705	.705	.73	.58
4. 2005	XXX	XXX	.202	.470	.525	.570	.601	.612	.616	.616	.81	.62
5. 2006	XXX	XXX	XXX	.199	.349	.430	.441	.457	.460	.463	.75	.71
6. 2007	XXX	XXX	XXX	XXX	.214	.417	.511	.553	.566	.571	.71	.109
7. 2008	XXX	XXX	XXX	XXX	XXX	.212	.466	.564	.586	.601	.75	.107
8. 2009	XXX	XXX	XXX	XXX	XXX	XXX	.241	.481	.580	.656	.76	.105
9. 2010	XXX	XXX	XXX	XXX	XXX	XXX	XXX	.173	.499	.635	.68	.105
10. 2011	XXX	XXX	XXX	XXX	XXX	XXX	XXX	XXX	.249	.497	.61	.86
11. 2012	XXX	XXX	XXX	XXX	XXX	XXX	XXX	XXX	XXX	.279	.38	.77

SCHEDULE P - PART 3C - COMMERCIAL AUTO/TRUCK LIABILITY/MEDICAL

1. Prior	.000	.37	.76	.107	.121	.136	.136	.136	.136	.136	.1	.0
2. 2003	.25	.44	.175	.183	.214	.218	.246	.246	.246	.246	.12	.5
3. 2004	XXX	.36	.59	.75	.106	.110	.113	.113	.113	.113	.20	.11
4. 2005	XXX	XXX	.22	.26	.26	.25	.25	.25	.25	.25	.11	.2
5. 2006	XXX	XXX	XXX	.15	.50	.55	.109	.112	.114	.123	.10	.3
6. 2007	XXX	XXX	XXX	XXX	.18	.60	.60	.64	.66	.66	.10	.5
7. 2008	XXX	XXX	XXX	XXX	XXX	.16	.26	.30	.31	.34	.10	.5
8. 2009	XXX	XXX	XXX	XXX	XXX	XXX	.28	.61	.102	.114	.15	.6
9. 2010	XXX	XXX	XXX	XXX	XXX	XXX	XXX	.22	.36	.47	.11	.5
10. 2011	XXX	XXX	XXX	XXX	XXX	XXX	XXX	XXX	.31	.54	.14	.8
11. 2012	XXX	XXX	XXX	XXX	XXX	XXX	XXX	XXX	XXX	.28	.11	.5

**SCHEDULE P - PART 3D - WORKERS' COMPENSATION
(EXCLUDING EXCESS WORKERS' COMPENSATION)**

1. Prior	.000											
2. 2003												
3. 2004	XXX											
4. 2005	XXX	XXX										
5. 2006	XXX	XXX	XXX									
6. 2007	XXX	XXX	XXX	XXX								
7. 2008	XXX	XXX	XXX	XXX	XXX							
8. 2009	XXX	XXX	XXX	XXX	XXX	XXX						
9. 2010	XXX	XXX	XXX	XXX	XXX	XXX	XXX					
10. 2011	XXX	XXX	XXX	XXX	XXX	XXX	XXX	XXX				
11. 2012	XXX	XXX	XXX	XXX	XXX	XXX	XXX	XXX	XXX			

NONE

SCHEDULE P - PART 3E - COMMERCIAL MULTIPLE PERIL

1. Prior	.000	.264	.411	.506	.549	.562	.571	.573	.571	.575	.11	.0
2. 2003	.39	.72	.84	.102	.132	.134	.124	.125	.125	.125	.9	.10
3. 2004	XXX	.49	.115	.132	.138	.143	.143	.144	.161	.161	.13	.13
4. 2005	XXX	XXX	.50	.46	.68	.97	.104	.108	.117	.117	.14	.12
5. 2006	XXX	XXX	XXX	.29	.105	.130	.143	.156	.211	.211	.14	.12
6. 2007	XXX	XXX	XXX	XXX	.27	.121	.124	.220	.306	.306	.20	.15
7. 2008	XXX	XXX	XXX	XXX	XXX	.65	.164	.210	.395	.395	.36	.19
8. 2009	XXX	XXX	XXX	XXX	XXX	XXX	.86	.208	.297	.297	.23	.14
9. 2010	XXX	XXX	XXX	XXX	XXX	XXX	XXX	.62	.165	.165	.21	.14
10. 2011	XXX	XXX	XXX	XXX	XXX	XXX	XXX	XXX	.15	.40	.21	.15
11. 2012	XXX	XXX	XXX	XXX	XXX	XXX	XXX	XXX	XXX	.186	.17	.9

SCHEDULE P - PART 3F - SECTION 1 - MEDICAL PROFESSIONAL LIABILITY - OCCURRENCE

Years in Which Losses Were Incurred	CUMULATIVE PAID NET LOSSES AND DEFENSE AND COST CONTAINMENT EXPENSES REPORTED AT YEAR END (\$000 OMITTED)										11 Number of Claims Closed With Loss Payment	12 Number of Claims Closed Without Loss Payment	
	1	2	3	4	5	6	7	8	9	10			
	2003	2004	2005	2006	2007	2008	2009	2010	2011	2012			
1. Prior	.000												
2. 2003													
3. 2004	XXX												
4. 2005	XXX	XXX											
5. 2006	XXX	XXX	XXX										
6. 2007	XXX	XXX	XXX	XXX									
7. 2008	XXX	XXX	XXX	XXX	XXX								
8. 2009	XXX	XXX	XXX	XXX	XXX	XXX							
9. 2010	XXX	XXX	XXX	XXX	XXX	XXX	XXX						
10. 2011	XXX	XXX	XXX	XXX	XXX	XXX	XXX	XXX					
11. 2012	XXX	XXX	XXX	XXX	XXX	XXX	XXX	XXX	XXX	XXX			

NONE

SCHEDULE P - PART 3F - SECTION 2 - MEDICAL PROFESSIONAL LIABILITY - CLAIMS-MADE

1. Prior	.000												
2. 2003													
3. 2004	XXX												
4. 2005	XXX	XXX											
5. 2006	XXX	XXX	XXX										
6. 2007	XXX	XXX	XXX	XXX									
7. 2008	XXX	XXX	XXX	XXX	XXX								
8. 2009	XXX	XXX	XXX	XXX	XXX	XXX							
9. 2010	XXX	XXX	XXX	XXX	XXX	XXX	XXX						
10. 2011	XXX	XXX	XXX	XXX	XXX	XXX	XXX	XXX					
11. 2012	XXX	XXX	XXX	XXX	XXX	XXX	XXX	XXX	XXX	XXX			

NONE

SCHEDULE P - PART 3G - SPECIAL LIABILITY (OCEAN MARINE, AIRCRAFT (ALL PERILS), BOILER AND MACHINERY)

1. Prior	.000	0	(1)	(1)	(1)	(1)	(1)	(1)	(1)	(1)	XXX	XXX
2. 2003	359	454	455	455	455	457	457	457	457	457	XXX	XXX
3. 2004	XXX	688	863	885	886	887	887	888	891	891	XXX	XXX
4. 2005	XXX	XXX	263	406	450	456	458	458	458	458	XXX	XXX
5. 2006	XXX	XXX	XXX	269	332	334	333	335	336	337	XXX	XXX
6. 2007	XXX	XXX	XXX	XXX	168	192	195	195	195	195	XXX	XXX
7. 2008	XXX	XXX	XXX	XXX	XXX	192	228	228	231	233	XXX	XXX
8. 2009	XXX	XXX	XXX	XXX	XXX	XXX	159	197	195	195	XXX	XXX
9. 2010	XXX	XXX	XXX	XXX	XXX	XXX	XXX	202	231	243	XXX	XXX
10. 2011	XXX	XXX	XXX	XXX	XXX	XXX	XXX	XXX	323	370	XXX	XXX
11. 2012	XXX	XXX	XXX	XXX	XXX	XXX	XXX	XXX	XXX	472	XXX	XXX

SCHEDULE P - PART 3H - SECTION 1 - OTHER LIABILITY - OCCURRENCE

1. Prior	.000	181	251	310	338	355	362	373	386	396	10	0
2. 2003	60	225	231	312	320	325	330	331	331	328	159	128
3. 2004	XXX	169	332	683	741	691	693	666	665	665	133	119
4. 2005	XXX	XXX	124	326	386	448	492	513	534	541	133	114
5. 2006	XXX	XXX	XXX	155	342	450	467	495	525	520	118	96
6. 2007	XXX	XXX	XXX	XXX	150	358	471	527	618	624	47	67
7. 2008	XXX	XXX	XXX	XXX	XXX	88	652	765	900	937	37	51
8. 2009	XXX	XXX	XXX	XXX	XXX	XXX	977	2,160	2,316	2,381	26	36
9. 2010	XXX	XXX	XXX	XXX	XXX	XXX	XXX	189	371	540	27	44
10. 2011	XXX	XXX	XXX	XXX	XXX	XXX	XXX	XXX	242	543	23	46
11. 2012	XXX	XXX	XXX	XXX	XXX	XXX	XXX	XXX	XXX	219	11	25

SCHEDULE P - PART 3H - SECTION 2 - OTHER LIABILITY - CLAIMS-MADE

1. Prior	.000											
2. 2003												
3. 2004	XXX											
4. 2005	XXX	XXX										
5. 2006	XXX	XXX	XXX									
6. 2007	XXX	XXX	XXX	XXX								
7. 2008	XXX	XXX	XXX	XXX	XXX							
8. 2009	XXX	XXX	XXX	XXX	XXX	XXX						
9. 2010	XXX	XXX	XXX	XXX	XXX	XXX	XXX					
10. 2011	XXX	XXX	XXX	XXX	XXX	XXX	XXX	XXX				
11. 2012	XXX	XXX	XXX	XXX	XXX	XXX	XXX	XXX	XXX	XXX		

NONE

SCHEDULE P - PART 3I - SPECIAL PROPERTY (FIRE, ALLIED LINES, INLAND MARINE, EARTHQUAKE, BURGLARY, AND THEFT)

Years in Which Losses Were Incurred	CUMULATIVE PAID NET LOSSES AND DEFENSE AND COST CONTAINMENT EXPENSES REPORTED AT YEAR END (\$000 OMITTED)										11 Number of Claims Closed With Loss Payment	12 Number of Claims Closed Without Loss Payment
	1	2	3	4	5	6	7	8	9	10		
	2003	2004	2005	2006	2007	2008	2009	2010	2011	2012		
1. Prior	XXX	XXX	XXX	XXX	XXX	XXX	XXX	.000	1,955	2,019	XXX	XXX
2. 2011	XXX	XXX	XXX	XXX	XXX	XXX	XXX	XXX	7,624	9,107	XXX	XXX
3. 2012	XXX	XXX	XXX	XXX	XXX	XXX	XXX	XXX	XXX	6,920	XXX	XXX

SCHEDULE P - PART 3J - AUTO PHYSICAL DAMAGE

1. Prior	XXX	XXX	XXX	XXX	XXX	XXX	XXX	.000	182	205	.0	.0
2. 2011	XXX	XXX	XXX	XXX	XXX	XXX	XXX	XXX	2,298	2,463	577	133
3. 2012	XXX	XXX	XXX	XXX	XXX	XXX	XXX	XXX	XXX	2,152	505	113

SCHEDULE P - PART 3K - FIDELITY/SURETY

1. Prior	XXX	XXX	XXX	XXX	XXX	XXX	XXX	.000	.1	.1	XXX	XXX
2. 2011	XXX	XXX	XXX	XXX	XXX	XXX	XXX	XXX	.0	.1	XXX	XXX
3. 2012	XXX	XXX	XXX	XXX	XXX	XXX	XXX	XXX	XXX	0	XXX	XXX

SCHEDULE P - PART 3L - OTHER (INCLUDING CREDIT, ACCIDENT AND HEALTH)

1. Prior	XXX	XXX	XXX	XXX	XXX	XXX	XXX	.000	79	79	XXX	XXX
2. 2011	XXX	XXX	XXX	XXX	XXX	XXX	XXX	XXX	24	24	XXX	XXX
3. 2012	XXX	XXX	XXX	XXX	XXX	XXX	XXX	XXX	XXX	0	XXX	XXX

SCHEDULE P - PART 3M - INTERNATIONAL

1. Prior	.000										XXX	XXX
2. 2003											XXX	XXX
3. 2004	XXX										XXX	XXX
4. 2005	XXX	XXX									XXX	XXX
5. 2006	XXX	XXX	XXX								XXX	XXX
6. 2007	XXX	XXX	XXX	XXX							XXX	XXX
7. 2008	XXX	XXX	XXX	XXX	XXX						XXX	XXX
8. 2009	XXX	XXX	XXX	XXX	XXX	XXX					XXX	XXX
9. 2010	XXX	XXX	XXX	XXX	XXX	XXX	XXX				XXX	XXX
10. 2011	XXX	XXX	XXX	XXX	XXX	XXX	XXX	XXX			XXX	XXX
11. 2012	XXX	XXX	XXX	XXX	XXX	XXX	XXX	XXX	XXX		XXX	XXX

NONE

Schedule P - Part 3N - Reinsurance - Nonproportional Assumed Property

N O N E

Schedule P - Part 3O - Reinsurance - Nonproportional Assumed Liability

N O N E

Schedule P - Part 3P - Reinsurance - Nonproportional Assumed Financial Lines

N O N E

ANNUAL STATEMENT FOR THE YEAR 2012 OF THE American Modern Select Insurance Co.
SCHEDULE P - PART 3R - SECTION 1 - PRODUCTS LIABILITY - OCCURENCE

Years in Which Losses Were Incurred	CUMULATIVE PAID NET LOSSES AND DEFENSE AND COST CONTAINMENT EXPENSES REPORTED AT YEAR END (\$000 OMITTED)										11 Number of Claims Closed With Loss Payment	12 Number of Claims Closed Without Loss Payment	
	1	2	3	4	5	6	7	8	9	10			
	2003	2004	2005	2006	2007	2008	2009	2010	2011	2012			
1. Prior	.000												
2. 2003													
3. 2004	XXX												
4. 2005	XXX	XXX											
5. 2006	XXX	XXX	XXX										
6. 2007	XXX	XXX	XXX	XXX									
7. 2008	XXX	XXX	XXX	XXX	XXX								
8. 2009	XXX	XXX	XXX	XXX	XXX	XXX							
9. 2010	XXX	XXX	XXX	XXX	XXX	XXX	XXX						
10. 2011	XXX	XXX	XXX	XXX	XXX	XXX	XXX	XXX					
11. 2012	XXX	XXX	XXX	XXX	XXX	XXX	XXX	XXX	XXX	XXX			

NONE

SCHEDULE P - PART 3R - SECTION 2 - PRODUCTS LIABILITY - CLAIMS-MADE

1. Prior	.000												
2. 2003													
3. 2004	XXX												
4. 2005	XXX	XXX											
5. 2006	XXX	XXX	XXX										
6. 2007	XXX	XXX	XXX	XXX									
7. 2008	XXX	XXX	XXX	XXX	XXX								
8. 2009	XXX	XXX	XXX	XXX	XXX	XXX							
9. 2010	XXX	XXX	XXX	XXX	XXX	XXX	XXX						
10. 2011	XXX	XXX	XXX	XXX	XXX	XXX	XXX	XXX					
11. 2012	XXX	XXX	XXX	XXX	XXX	XXX	XXX	XXX	XXX	XXX			

NONE

SCHEDULE P - PART 3S - FINANCIAL GUARANTY/MORTGAGE GUARANTY

1. Prior	XXX	XXX	XXX	XXX	XXX	XXX	XXX	.000			XXX	XXX
2. 2011	XXX	XXX	XXX	XXX	XXX	XXX	XXX	XXX			XXX	XXX
3. 2012	XXX	XXX	XXX	XXX	XXX	XXX	XXX	XXX	XXX		XXX	XXX

NONE

SCHEDULE P - PART 3T - WARRANTY

1. Prior	XXX	XXX	XXX	XXX	XXX	XXX	XXX	.000	7	9	260	0
2. 2011	XXX	XXX	XXX	XXX	XXX	XXX	XXX	XXX	76	83	215	20
3. 2012	XXX	XXX	XXX	XXX	XXX	XXX	XXX	XXX	XXX	65	168	4

ANNUAL STATEMENT FOR THE YEAR 2012 OF THE American Modern Select Insurance Co.

SCHEDULE P - PART 4A - HOMEOWNERS/FAROWNERS

Years in Which Losses Were Incurred	BULK AND IBNR RESERVES ON NET LOSSES AND DEFENSE AND COST CONTAINMENT EXPENSES REPORTED AT YEAR END (\$000 OMITTED)									
	1	2	3	4	5	6	7	8	9	10
	2003	2004	2005	2006	2007	2008	2009	2010	2011	2012
1. Prior.....	25	6	0	0	0	0	0	0	0	0
2. 2003.....	122	14	3	2	0	0	0	10	0	0
3. 2004.....	XXX	116	21	5	0	0	0	0	0	0
4. 2005.....	XXX	XXX	130	24	11	10	1	0	0	0
5. 2006.....	XXX	XXX	XXX	103	11	4	11	10	3	0
6. 2007.....	XXX	XXX	XXX	XXX	105	11	4	4	0	0
7. 2008.....	XXX	XXX	XXX	XXX	XXX	138	16	10	10	4
8. 2009.....	XXX	XXX	XXX	XXX	XXX	XXX	44	31	(13)	7
9. 2010.....	XXX	XXX	XXX	XXX	XXX	XXX	XXX	245	(6)	18
10. 2011.....	XXX	XXX	XXX	XXX	XXX	XXX	XXX	XXX	515	30
11. 2012.....	XXX	XXX	XXX	XXX	XXX	XXX	XXX	XXX	XXX	286

SCHEDULE P - PART 4B - PRIVATE PASSENGER AUTO LIABILITY/MEDICAL

1. Prior.....	38	81	31	10	0	0	3	2	(7)	0
2. 2003.....	307	161	65	14	0	0	0	1	0	0
3. 2004.....	XXX	411	110	29	0	1	1	1	0	0
4. 2005.....	XXX	XXX	305	81	3	3	1	0	0	0
5. 2006.....	XXX	XXX	XXX	132	4	6	2	1	1	0
6. 2007.....	XXX	XXX	XXX	XXX	65	36	6	6	5	2
7. 2008.....	XXX	XXX	XXX	XXX	XXX	129	19	3	1	2
8. 2009.....	XXX	XXX	XXX	XXX	XXX	XXX	44	19	(19)	9
9. 2010.....	XXX	XXX	XXX	XXX	XXX	XXX	XXX	51	16	6
10. 2011.....	XXX	XXX	XXX	XXX	XXX	XXX	XXX	XXX	34	22
11. 2012.....	XXX	XXX	XXX	XXX	XXX	XXX	XXX	XXX	XXX	87

SCHEDULE P - PART 4C - COMMERCIAL AUTO/TRUCK LIABILITY/MEDICAL

1. Prior.....	35	26	10	0	0	0	0	0	0	0
2. 2003.....	48	39	12	6	0	0	1	0	0	0
3. 2004.....	XXX	41	22	13	2	0	0	1	(2)	0
4. 2005.....	XXX	XXX	9	2	0	1	0	0	0	0
5. 2006.....	XXX	XXX	XXX	22	1	3	0	0	1	0
6. 2007.....	XXX	XXX	XXX	XXX	28	8	1	0	0	0
7. 2008.....	XXX	XXX	XXX	XXX	XXX	16	1	0	0	0
8. 2009.....	XXX	XXX	XXX	XXX	XXX	XXX	3	2	8	(4)
9. 2010.....	XXX	XXX	XXX	XXX	XXX	XXX	XXX	14	4	(1)
10. 2011.....	XXX	XXX	XXX	XXX	XXX	XXX	XXX	XXX	15	0
11. 2012.....	XXX	XXX	XXX	XXX	XXX	XXX	XXX	XXX	XXX	10

**SCHEDULE P - PART 4D - WORKERS' COMPENSATION
(EXCLUDING EXCESS WORKERS' COMPENSATION)**

1. Prior.....										
2. 2003.....										
3. 2004.....	XXX									
4. 2005.....	XXX	XXX								
5. 2006.....	XXX	XXX	XXX							
6. 2007.....	XXX	XXX	XXX	XXX						
7. 2008.....	XXX	XXX	XXX	XXX	XXX					
8. 2009.....	XXX	XXX	XXX	XXX	XXX	XXX				
9. 2010.....	XXX	XXX	XXX	XXX	XXX	XXX	XXX			
10. 2011.....	XXX	XXX	XXX	XXX	XXX	XXX	XXX	XXX		
11. 2012.....	XXX	XXX	XXX	XXX	XXX	XXX	XXX	XXX	XXX	

NONE

SCHEDULE P - PART 4E - COMMERCIAL MULTIPLE PERIL

1. Prior.....	224	88	50	3	8	6	1	0	0	0
2. 2003.....	41	5	4	11	3	2	1	4	0	0
3. 2004.....	XXX	28	16	14	18	11	6	3	1	0
4. 2005.....	XXX	XXX	14	24	57	22	6	18	0	0
5. 2006.....	XXX	XXX	XXX	64	111	60	13	28	0	0
6. 2007.....	XXX	XXX	XXX	XXX	193	174	18	42	0	0
7. 2008.....	XXX	XXX	XXX	XXX	XXX	156	63	14	0	0
8. 2009.....	XXX	XXX	XXX	XXX	XXX	XXX	103	46	0	0
9. 2010.....	XXX	XXX	XXX	XXX	XXX	XXX	XXX	251	0	0
10. 2011.....	XXX	XXX	XXX	XXX	XXX	XXX	XXX	XXX	0	5
11. 2012.....	XXX	XXX	XXX	XXX	XXX	XXX	XXX	XXX	XXX	38

SCHEDULE P - PART 4F - SECTION 1 - MEDICAL PROFESSIONAL LIABILITY - OCCURRENCE

Years in Which Losses Were Incurred	BULK AND IBNR RESERVES ON NET LOSSES AND DEFENSE AND COST CONTAINMENT EXPENSES REPORTED AT YEAR END (\$000 OMITTED)									
	1	2	3	4	5	6	7	8	9	10
	2003	2004	2005	2006	2007	2008	2009	2010	2011	2012
1. Prior										
2. 2003										
3. 2004	XXX									
4. 2005	XXX	XXX								
5. 2006	XXX	XXX	XX							
6. 2007	XXX	XXX	XX	XX						
7. 2008	XXX	XXX	XX	XXX	XXX					
8. 2009	XXX	XXX	XXX	XXX	XXX	XXX				
9. 2010	XXX	XXX	XXX	XXX	XXX	XXX	XXX			
10. 2011	XXX	XXX	XXX	XXX	XXX	XXX	XXX	XXX		
11. 2012	XXX	XXX	XXX	XXX	XXX	XXX	XXX	XXX	XXX	

NONE

SCHEDULE P - PART 4F - SECTION 2 - MEDICAL PROFESSIONAL LIABILITY - CLAIMS-MADE

1. Prior										
2. 2003										
3. 2004	XXX									
4. 2005	XXX	XXX								
5. 2006	XXX	XXX	XXX							
6. 2007	XXX	XXX	XX	XX						
7. 2008	XXX	XXX	XX	XX	XX					
8. 2009	XXX	XXX	XX	XX	XX	XX				
9. 2010	XXX	XXX	XX	XXX	XXX	XX	XXX			
10. 2011	XXX	XXX	XXX	XXX	XXX	XXX	XXX	XXX		
11. 2012	XXX	XXX	XXX	XXX	XXX	XXX	XXX	XXX	XXX	

NONE

SCHEDULE P - PART 4G - SPECIAL LIABILITY (OCEAN MARINE, AIRCRAFT (ALL PERILS), BOILER AND MACHINERY)

1. Prior	2	0	0	0	0	0	0	0	0	0
2. 2003	40	0	0	0	0	0	0	0	0	0
3. 2004	XXX	44	1	4	0	0	0	0	0	0
4. 2005	XXX	XXX	72	1	0	0	0	0	0	0
5. 2006	XXX	XXX	XXX	16	0	0	0	0	(2)	0
6. 2007	XXX	XXX	XXX	XXX	0	0	0	0	0	0
7. 2008	XXX	XXX	XXX	XXX	XXX	1	1	0	(2)	0
8. 2009	XXX	XXX	XXX	XXX	XXX	XXX	1	1	1	0
9. 2010	XXX	XXX	XXX	XXX	XXX	XXX	XXX	18	(1)	0
10. 2011	XXX	XXX	XXX	XXX	XXX	XXX	XXX	XXX	27	2
11. 2012	XXX	XXX	XXX	XXX	XXX	XXX	XXX	XXX	XXX	0

SCHEDULE P - PART 4H - SECTION 1 - OTHER LIABILITY - OCCURRENCE

1. Prior	108	33	15	0	1	0	0	0	2	0
2. 2003	216	82	30	11	5	4	23	0	0	0
3. 2004	XXX	336	142	42	7	8	20	0	14	0
4. 2005	XXX	XXX	220	102	30	36	9	0	(4)	1
5. 2006	XXX	XXX	XXX	241	95	24	27	2	5	1
6. 2007	XXX	XXX	XXX	XXX	221	109	40	6	15	3
7. 2008	XXX	XXX	XXX	XXX	XXX	223	51	16	12	6
8. 2009	XXX	XXX	XXX	XXX	XXX	XXX	415	35	(2)	22
9. 2010	XXX	XXX	XXX	XXX	XXX	XXX	XXX	271	143	61
10. 2011	XXX	XXX	XXX	XXX	XXX	XXX	XXX	XXX	158	166
11. 2012	XXX	XXX	XXX	XXX	XXX	XXX	XXX	XXX	XXX	487

SCHEDULE P - PART 4H - SECTION 2 - OTHER LIABILITY - CLAIMS-MADE

1. Prior										
2. 2003										
3. 2004	XXX									
4. 2005	XXX	XXX								
5. 2006	XXX	XXX	XXX							
6. 2007	XXX	XXX	XX	XX						
7. 2008	XXX	XXX	XX	XX	XX					
8. 2009	XXX	XXX	XX	XX	XX	XX				
9. 2010	XXX	XXX	XX	XXX	XXX	XX	XXX			
10. 2011	XXX	XXX	XXX	XXX	XXX	XXX	XXX	XXX		
11. 2012	XXX	XXX	XXX	XXX	XXX	XXX	XXX	XXX	XXX	

NONE

SCHEDULE P - PART 4I - SPECIAL PROPERTY (FIRE, ALLIED LINES, INLAND MARINE, EARTHQUAKE, BURGLARY, AND THEFT)

Years in Which Losses Were Incurred	BULK AND IBNR RESERVES ON NET LOSSES AND DEFENSE AND COST CONTAINMENT EXPENSES REPORTED AT YEAR END (\$000 OMITTED)									
	1	2	3	4	5	6	7	8	9	10
	2003	2004	2005	2006	2007	2008	2009	2010	2011	2012
1. Prior	.XXX	.XXX	.XXX	.XXX	.XXX	.XXX	.XXX	.743	.70	.58
2. 2011	.XXX	.XXX	.XXX	.XXX	.XXX	.XXX	.XXX	.XXX	.892	.152
3. 2012	.XXX	.XXX	.XXX	.XXX	.XXX	.XXX	.XXX	.XXX	.XXX	.899

SCHEDULE P - PART 4J - AUTO PHYSICAL DAMAGE

1. Prior	.XXX	.XXX	.XXX	.XXX	.XXX	.XXX	.XXX	.146	.7	.2
2. 2011	.XXX	.XXX	.XXX	.XXX	.XXX	.XXX	.XXX	.XXX	.125	.4
3. 2012	.XXX	.XXX	.XXX	.XXX	.XXX	.XXX	.XXX	.XXX	.XXX	.52

SCHEDULE P - PART 4K - FIDELITY/SURETY

1. Prior	.XXX	.XXX	.XXX	.XXX	.XXX	.XXX	.XXX	.0	.0	.0
2. 2011	.XXX	.XXX	.XXX	.XXX	.XXX	.XXX	.XXX	.XXX	.1	.(3)
3. 2012	.XXX	.XXX	.XXX	.XXX	.XXX	.XXX	.XXX	.XXX	.XXX	.0

SCHEDULE P - PART 4L - OTHER (INCLUDING CREDIT, ACCIDENT AND HEALTH)

1. Prior	.XXX	.XXX	.XXX	.XXX	.XXX	.XXX	.XXX	.7	.0	.0
2. 2011	.XXX	.XXX	.XXX	.XXX	.XXX	.XXX	.XXX	.XXX	.0	.0
3. 2012	.XXX	.XXX	.XXX	.XXX	.XXX	.XXX	.XXX	.XXX	.XXX	.0

SCHEDULE P - PART 4M - INTERNATIONAL

1. Prior										
2. 2003										
3. 2004	.XXX									
4. 2005	.XXX	.XXX								
5. 2006	.XXX	.XXX	.XXX							
6. 2007	.XXX	.XXX	.XXX	.XXX						
7. 2008	.XXX	.XXX	.XXX	.XXX	.XXX					
8. 2009	.XXX	.XXX	.XXX	.XXX	.XXX	.XXX				
9. 2010	.XXX	.XXX	.XXX	.XXX	.XXX	.XXX	.XXX			
10. 2011	.XXX	.XXX	.XXX	.XXX	.XXX	.XXX	.XXX	.XXX		
11. 2012	.XXX	.XXX	.XXX	.XXX	.XXX	.XXX	.XXX	.XXX	.XXX	

NONE

Schedule P - Part 4N - Reinsurance - Nonproportional Assumed Property

N O N E

Schedule P - Part 4O - Reinsurance - Nonproportional Assumed Liability

N O N E

Schedule P - Part 4P - Reinsurance - Nonproportional Assumed Financial Lines

N O N E

ANNUAL STATEMENT FOR THE YEAR 2012 OF THE American Modern Select Insurance Co.
SCHEDULE P - PART 4R - SECTION 1 - PRODUCTS LIABILITY - OCCURENCE

Years in Which Losses Were Incurred	BULK AND IBNR RESERVES ON NET LOSSES AND DEFENSE AND COST CONTAINMENT EXPENSES REPORTED AT YEAR END (\$000 OMITTED)									
	1	2	3	4	5	6	7	8	9	10
	2003	2004	2005	2006	2007	2008	2009	2010	2011	2012
1. Prior										
2. 2003										
3. 2004	XXX									
4. 2005	XXX	XXX								
5. 2006	XXX	XXX	XX							
6. 2007	XXX	XXX	XX	XXX						
7. 2008	XXX	XXX	XXX	XXX	XXX					
8. 2009	XXX	XXX	XXX	XXX	XXX	XXX				
9. 2010	XXX	XXX	XXX	XXX	XXX	XXX	XXX			
10. 2011	XXX	XXX	XXX	XXX	XXX	XXX	XXX	XXX		
11. 2012	XXX	XXX	XXX	XXX	XXX	XXX	XXX	XXX	XXX	

NONE

SCHEDULE P - PART 4R - SECTION 2 - PRODUCTS LIABILITY - CLAIMS-MADE

1. Prior										
2. 2003										
3. 2004	XXX									
4. 2005	XXX	XXX								
5. 2006	XXX	XXX	XXX							
6. 2007	XXX	XXX	XX	XXX						
7. 2008	XXX	XXX	XX	XX	XX					
8. 2009	XXX	XXX	XX	XXX	XXX	XX				
9. 2010	XXX	XXX	XXX	XXX	XXX	XXX	XXX			
10. 2011	XXX	XXX	XXX	XXX	XXX	XXX	XXX	XXX		
11. 2012	XXX	XXX	XXX	XXX	XXX	XXX	XXX	XXX	XXX	

NONE

SCHEDULE P - PART 4S - FINANCIAL GUARANTY/MORTGAGE GUARANTY

1. Prior	XXX	XXX	XX	XXX	XXX	XX	XXX			
2. 2011	XXX	XXX	XX	XX	XX	XX	XXX	XXX		
3. 2012	XXX	XXX	XX	XX	XX	XX	XXX	XXX	XXX	

NONE

SCHEDULE P - PART 4T - WARRANTY

1. Prior	XXX	XXX	XXX	XXX	XXX	XXX	XXX	0	(4)	0
2. 2011	XXX	XXX	XXX	XXX	XXX	XXX	XXX	XXX	(3)	(1)
3. 2012	XXX	XXX	XXX	XXX	XXX	XXX	XXX	XXX	XXX	7

ANNUAL STATEMENT FOR THE YEAR 2012 OF THE American Modern Select Insurance Co.

SCHEDULE P - PART 5A - HOMEOWNERS/FARMOWNERS

SECTION 1

Years in Which Premiums Were Earned and Losses Were Incurred	CUMULATIVE NUMBER OF CLAIMS CLOSED WITH LOSS PAYMENT DIRECT AND ASSUMED AT YEAR END									
	1	2	3	4	5	6	7	8	9	10
	2003	2004	2005	2006	2007	2008	2009	2010	2011	2012
1. Prior	53	16	1	0	0	0	0	0	0	0
2. 2003	254	286	287	288	288	288	288	288	288	288
3. 2004	XXX	161	186	187	188	188	188	189	189	194
4. 2005	XXX	XXX	176	211	215	216	217	217	220	225
5. 2006	XXX	XXX	XXX	192	222	224	226	226	227	234
6. 2007	XXX	XXX	XXX	XXX	216	255	258	260	261	267
7. 2008	XXX	XXX	XXX	XXX	XXX	1,347	1,562	1,574	1,578	1,590
8. 2009	XXX	XXX	XXX	XXX	XXX	XXX	1,831	2,060	2,080	2,101
9. 2010	XXX	XXX	XXX	XXX	XXX	XXX	XXX	1,766	2,069	2,089
10. 2011	XXX	XXX	XXX	XXX	XXX	XXX	XXX	XXX	2,698	2,997
11. 2012	XXX	XXX	XXX	XXX	XXX	XXX	XXX	XXX	XXX	2,294

SECTION 2

Years in Which Premiums Were Earned and Losses Were Incurred	NUMBER OF CLAIMS OUTSTANDING DIRECT AND ASSUMED AT YEAR END									
	1	2	3	4	5	6	7	8	9	10
	2003	2004	2005	2006	2007	2008	2009	2010	2011	2012
1. Prior	5	2	1	0	0	0	0	0	0	0
2. 2003	19	2	1	0	0	0	0	0	0	0
3. 2004	XXX	21	3	1	1	0	0	0	0	0
4. 2005	XXX	XXX	30	6	4	3	3	2	0	0
5. 2006	XXX	XXX	XXX	20	2	1	0	0	0	0
6. 2007	XXX	XXX	XXX	XXX	31	3	2	0	0	1
7. 2008	XXX	XXX	XXX	XXX	XXX	131	7	3	2	2
8. 2009	XXX	XXX	XXX	XXX	XXX	XXX	166	15	6	5
9. 2010	XXX	XXX	XXX	XXX	XXX	XXX	XXX	162	15	15
10. 2011	XXX	XXX	XXX	XXX	XXX	XXX	XXX	XXX	200	198
11. 2012	XXX	XXX	XXX	XXX	XXX	XXX	XXX	XXX	XXX	222

SECTION 3

Years in Which Premiums Were Earned and Losses Were Incurred	CUMULATIVE NUMBER OF CLAIMS REPORTED DIRECT AND ASSUMED AT YEAR END									
	1	2	3	4	5	6	7	8	9	10
	2003	2004	2005	2006	2007	2008	2009	2010	2011	2012
1. Prior	35	32	6	0	0	0	0	0	26	0
2. 2003	394	402	403	404	404	404	404	404	431	431
3. 2004	XXX	254	263	264	264	264	264	264	304	309
4. 2005	XXX	XXX	298	308	309	310	310	310	348	353
5. 2006	XXX	XXX	XXX	324	343	344	345	345	371	378
6. 2007	XXX	XXX	XXX	XXX	373	398	400	401	414	422
7. 2008	XXX	XXX	XXX	XXX	XXX	1,979	2,104	2,111	2,185	2,199
8. 2009	XXX	XXX	XXX	XXX	XXX	XXX	2,910	3,062	3,136	3,162
9. 2010	XXX	XXX	XXX	XXX	XXX	XXX	XXX	2,916	3,210	3,242
10. 2011	XXX	XXX	XXX	XXX	XXX	XXX	XXX	XXX	4,070	4,526
11. 2012	XXX	XXX	XXX	XXX	XXX	XXX	XXX	XXX	XXX	3,673

ANNUAL STATEMENT FOR THE YEAR 2012 OF THE American Modern Select Insurance Co.
SCHEDULE P - PART 5B - PRIVATE PASSENGER AUTO LIABILITY/MEDICAL
SECTION 1

Years in Which Premiums Were Earned and Losses Were Incurred	CUMULATIVE NUMBER OF CLAIMS CLOSED WITH LOSS PAYMENT DIRECT AND ASSUMED AT YEAR END									
	1	2	3	4	5	6	7	8	9	10
	2003	2004	2005	2006	2007	2008	2009	2010	2011	2012
1. Prior	14	3	2	0	0	0	0	0	0	0
2. 2003	42	70	77	78	79	79	80	80	80	80
3. 2004	XXX	45	66	70	72	72	73	73	73	73
4. 2005	XXX	XXX	52	76	79	80	81	81	81	81
5. 2006	XXX	XXX	XXX	55	70	73	74	75	75	75
6. 2007	XXX	XXX	XXX	XXX	42	62	68	70	70	71
7. 2008	XXX	XXX	XXX	XXX	XXX	44	68	73	74	75
8. 2009	XXX	XXX	XXX	XXX	XXX	XXX	46	69	73	76
9. 2010	XXX	XXX	XXX	XXX	XXX	XXX	XXX	36	63	68
10. 2011	XXX	XXX	XXX	XXX	XXX	XXX	XXX	XXX	36	61
11. 2012	XXX	XXX	XXX	XXX	XXX	XXX	XXX	XXX	XXX	38

SECTION 2

Years in Which Premiums Were Earned and Losses Were Incurred	NUMBER OF CLAIMS OUTSTANDING DIRECT AND ASSUMED AT YEAR END									
	1	2	3	4	5	6	7	8	9	10
	2003	2004	2005	2006	2007	2008	2009	2010	2011	2012
1. Prior	6	3	1	0	0	0	0	0	0	0
2. 2003	38	14	7	3	2	1	0	0	0	0
3. 2004	XXX	42	10	4	1	1	0	0	0	0
4. 2005	XXX	XXX	36	8	3	1	1	0	0	0
5. 2006	XXX	XXX	XXX	23	5	2	1	0	1	0
6. 2007	XXX	XXX	XXX	XXX	36	9	4	1	2	0
7. 2008	XXX	XXX	XXX	XXX	XXX	35	8	3	4	1
8. 2009	XXX	XXX	XXX	XXX	XXX	XXX	34	8	9	2
9. 2010	XXX	XXX	XXX	XXX	XXX	XXX	XXX	38	38	5
10. 2011	XXX	XXX	XXX	XXX	XXX	XXX	XXX	XXX	54	7
11. 2012	XXX	XXX	XXX	XXX	XXX	XXX	XXX	XXX	XXX	33

SECTION 3

Years in Which Premiums Were Earned and Losses Were Incurred	CUMULATIVE NUMBER OF CLAIMS REPORTED DIRECT AND ASSUMED AT YEAR END									
	1	2	3	4	5	6	7	8	9	10
	2003	2004	2005	2006	2007	2008	2009	2010	2011	2012
1. Prior	8	1	0	0	0	0	0	0	13	0
2. 2003	103	109	110	111	111	111	111	111	134	134
3. 2004	XXX	119	123	123	124	124	124	124	132	131
4. 2005	XXX	XXX	138	142	143	143	143	143	144	144
5. 2006	XXX	XXX	XXX	137	147	148	148	148	147	146
6. 2007	XXX	XXX	XXX	XXX	164	172	173	174	180	180
7. 2008	XXX	XXX	XXX	XXX	XXX	168	177	178	185	183
8. 2009	XXX	XXX	XXX	XXX	XXX	XXX	167	175	187	182
9. 2010	XXX	XXX	XXX	XXX	XXX	XXX	XXX	156	202	177
10. 2011	XXX	XXX	XXX	XXX	XXX	XXX	XXX	XXX	161	155
11. 2012	XXX	XXX	XXX	XXX	XXX	XXX	XXX	XXX	XXX	149

ANNUAL STATEMENT FOR THE YEAR 2012 OF THE American Modern Select Insurance Co.
SCHEDULE P - PART 5C - COMMERCIAL AUTO/TRUCK LIABILITY/MEDICAL
SECTION 1

Years in Which Premiums Were Earned and Losses Were Incurred	CUMULATIVE NUMBER OF CLAIMS CLOSED WITH LOSS PAYMENT DIRECT AND ASSUMED AT YEAR END									
	1	2	3	4	5	6	7	8	9	10
	2003	2004	2005	2006	2007	2008	2009	2010	2011	2012
1. Prior	3	1	0	0	0	0	0	0	0	0
2. 2003	7	10	11	11	12	12	12	12	12	12
3. 2004	XXX	15	19	19	20	20	20	20	20	20
4. 2005	XXX	XXX	9	11	11	11	11	11	11	11
5. 2006	XXX	XXX	XXX	7	9	9	9	9	10	10
6. 2007	XXX	XXX	XXX	XXX	7	9	10	10	10	10
7. 2008	XXX	XXX	XXX	XXX	XXX	7	9	10	10	10
8. 2009	XXX	XXX	XXX	XXX	XXX	XXX	10	14	15	15
9. 2010	XXX	XXX	XXX	XXX	XXX	XXX	XXX	9	11	11
10. 2011	XXX	XXX	XXX	XXX	XXX	XXX	XXX	XXX	11	14
11. 2012	XXX	XXX	XXX	XXX	XXX	XXX	XXX	XXX	XXX	11

SECTION 2

Years in Which Premiums Were Earned and Losses Were Incurred	NUMBER OF CLAIMS OUTSTANDING DIRECT AND ASSUMED AT YEAR END									
	1	2	3	4	5	6	7	8	9	10
	2003	2004	2005	2006	2007	2008	2009	2010	2011	2012
1. Prior	3	1	1	0	0	0	0	0	0	0
2. 2003	5	2	2	1	0	0	0	0	0	0
3. 2004	XXX	6	3	2	0	0	0	0	0	0
4. 2005	XXX	XXX	2	0	0	0	0	0	1	0
5. 2006	XXX	XXX	XXX	3	1	1	1	0	1	0
6. 2007	XXX	XXX	XXX	XXX	3	1	1	0	6	0
7. 2008	XXX	XXX	XXX	XXX	XXX	3	1	0	8	0
8. 2009	XXX	XXX	XXX	XXX	XXX	XXX	5	2	0	1
9. 2010	XXX	XXX	XXX	XXX	XXX	XXX	XXX	3	0	0
10. 2011	XXX	XXX	XXX	XXX	XXX	XXX	XXX	XXX	0	1
11. 2012	XXX	XXX	XXX	XXX	XXX	XXX	XXX	XXX	XXX	4

SECTION 3

Years in Which Premiums Were Earned and Losses Were Incurred	CUMULATIVE NUMBER OF CLAIMS REPORTED DIRECT AND ASSUMED AT YEAR END									
	1	2	3	4	5	6	7	8	9	10
	2003	2004	2005	2006	2007	2008	2009	2010	2011	2012
1. Prior	4	0	0	0	0	0	0	0	1	0
2. 2003	12	13	14	20	20	20	20	20	17	17
3. 2004	XXX	28	30	30	30	30	30	30	31	31
4. 2005	XXX	XXX	12	13	13	13	13	13	14	14
5. 2006	XXX	XXX	XXX	11	12	12	13	13	13	13
6. 2007	XXX	XXX	XXX	XXX	13	14	14	14	21	15
7. 2008	XXX	XXX	XXX	XXX	XXX	13	14	14	22	14
8. 2009	XXX	XXX	XXX	XXX	XXX	XXX	18	20	20	21
9. 2010	XXX	XXX	XXX	XXX	XXX	XXX	XXX	15	16	17
10. 2011	XXX	XXX	XXX	XXX	XXX	XXX	XXX	XXX	15	23
11. 2012	XXX	XXX	XXX	XXX	XXX	XXX	XXX	XXX	XXX	20

Schedule P - Part 5D - Workers' Compensation (Excluding Excess Workers' Compensation) - Section

1

N O N E

Schedule P - Part 5D - Workers' Compensation (Excluding Excess Workers' Compensation) - Section

2

N O N E

Schedule P - Part 5D - Workers' Compensation (Excluding Excess Workers' Compensation) - Section

3

N O N E

ANNUAL STATEMENT FOR THE YEAR 2012 OF THE American Modern Select Insurance Co.

SCHEDULE P - PART 5E - COMMERCIAL MULTIPLE PERIL

SECTION 1

Years in Which Premiums Were Earned and Losses Were Incurred	CUMULATIVE NUMBER OF CLAIMS CLOSED WITH LOSS PAYMENT DIRECT AND ASSUMED AT YEAR END									
	1	2	3	4	5	6	7	8	9	10
	2003	2004	2005	2006	2007	2008	2009	2010	2011	2012
1. Prior	11	5	3	2	0	0	1	0	0	0
2. 2003	4	7	8	8	8	9	9	9	9	9
3. 2004	XXX	4	10	11	12	12	13	13	13	13
4. 2005	XXX	XXX	4	9	11	12	13	14	14	14
5. 2006	XXX	XXX	XXX	5	10	12	13	14	14	14
6. 2007	XXX	XXX	XXX	XXX	7	15	18	19	20	20
7. 2008	XXX	XXX	XXX	XXX	XXX	10	27	32	35	36
8. 2009	XXX	XXX	XXX	XXX	XXX	XXX	9	19	22	23
9. 2010	XXX	XXX	XXX	XXX	XXX	XXX	XXX	8	19	21
10. 2011	XXX	XXX	XXX	XXX	XXX	XXX	XXX	XXX	10	21
11. 2012	XXX	XXX	XXX	XXX	XXX	XXX	XXX	XXX	XXX	17

SECTION 2

Years in Which Premiums Were Earned and Losses Were Incurred	NUMBER OF CLAIMS OUTSTANDING DIRECT AND ASSUMED AT YEAR END									
	1	2	3	4	5	6	7	8	9	10
	2003	2004	2005	2006	2007	2008	2009	2010	2011	2012
1. Prior	25	18	10	6	3	1	1	1	0	0
2. 2003	3	6	2	1	0	0	0	0	0	0
3. 2004	XXX	7	3	2	1	1	0	0	0	0
4. 2005	XXX	XXX	7	5	3	1	1	0	0	0
5. 2006	XXX	XXX	XXX	7	4	2	1	0	0	0
6. 2007	XXX	XXX	XXX	XXX	10	5	3	1	0	0
7. 2008	XXX	XXX	XXX	XXX	XXX	23	7	5	2	1
8. 2009	XXX	XXX	XXX	XXX	XXX	XXX	11	5	2	1
9. 2010	XXX	XXX	XXX	XXX	XXX	XXX	XXX	12	4	3
10. 2011	XXX	XXX	XXX	XXX	XXX	XXX	XXX	XXX	14	4
11. 2012	XXX	XXX	XXX	XXX	XXX	XXX	XXX	XXX	XXX	6

SECTION 3

Years in Which Premiums Were Earned and Losses Were Incurred	CUMULATIVE NUMBER OF CLAIMS REPORTED DIRECT AND ASSUMED AT YEAR END									
	1	2	3	4	5	6	7	8	9	10
	2003	2004	2005	2006	2007	2008	2009	2010	2011	2012
1. Prior	16	7	3	1	0	0	0	0	4	0
2. 2003	11	14	14	14	14	14	14	14	19	19
3. 2004	XXX	15	18	19	19	19	19	19	26	26
4. 2005	XXX	XXX	17	21	22	22	22	22	25	25
5. 2006	XXX	XXX	XXX	20	26	27	27	27	27	27
6. 2007	XXX	XXX	XXX	XXX	22	31	32	32	36	36
7. 2008	XXX	XXX	XXX	XXX	XXX	39	49	51	55	56
8. 2009	XXX	XXX	XXX	XXX	XXX	XXX	25	34	38	39
9. 2010	XXX	XXX	XXX	XXX	XXX	XXX	XXX	26	35	37
10. 2011	XXX	XXX	XXX	XXX	XXX	XXX	XXX	XXX	31	39
11. 2012	XXX	XXX	XXX	XXX	XXX	XXX	XXX	XXX	XXX	32

Schedule P - Part 5F - Medical Professional Liability - Occurrence - Section 1A

N O N E

Schedule P - Part 5F - Medical Professional Liability - Occurrence - Section 2A

N O N E

Schedule P - Part 5F - Medical Professional Liability - Occurrence - Section 3A

N O N E

Schedule P - Part 5F - Medical Professional Liability - Claims-Made - Section 1B

N O N E

Schedule P - Part 5F - Medical Professional Liability - Claims-Made - Section 2B

N O N E

Schedule P - Part 5F - Medical Professional Liability - Claims-Made - Section 3B

N O N E

ANNUAL STATEMENT FOR THE YEAR 2012 OF THE American Modern Select Insurance Co.

SCHEDULE P - PART 5H - OTHER LIABILITY - OCCURRENCE

SECTION 1A

Years in Years in Which Premiums Were Earned and Losses Were Incurred	CUMULATIVE NUMBER OF CLAIMS CLOSED WITH LOSS PAYMENT DIRECT AND ASSUMED AT YEAR END									
	1	2	3	4	5	6	7	8	9	10
	2003	2004	2005	2006	2007	2008	2009	2010	2011	2012
1. Prior	33	7	1	0	0	0	0	0	0	0
2. 2003	130	153	156	158	159	159	159	159	159	159
3. 2004	XXX	105	126	130	132	132	133	133	133	133
4. 2005	XXX	XXX	106	127	130	131	133	133	133	133
5. 2006	XXX	XXX	XXX	96	111	114	116	117	118	118
6. 2007	XXX	XXX	XXX	XXX	25	38	42	45	46	47
7. 2008	XXX	XXX	XXX	XXX	XXX	20	30	34	35	37
8. 2009	XXX	XXX	XXX	XXX	XXX	XXX	14	21	23	26
9. 2010	XXX	XXX	XXX	XXX	XXX	XXX	XXX	12	22	27
10. 2011	XXX	XXX	XXX	XXX	XXX	XXX	XXX	XXX	14	23
11. 2012	XXX	XXX	XXX	XXX	XXX	XXX	XXX	XXX	XXX	11

SECTION 2A

Years in Years in Which Premiums Were Earned and Losses Were Incurred	NUMBER OF CLAIMS OUTSTANDING DIRECT AND ASSUMED AT YEAR END									
	1	2	3	4	5	6	7	8	9	10
	2003	2004	2005	2006	2007	2008	2009	2010	2011	2012
1. Prior	16	6	3	1	2	1	0	1	1	1
2. 2003	32	9	4	2	1	0	0	0	0	0
3. 2004	XXX	33	9	4	2	1	0	0	0	0
4. 2005	XXX	XXX	32	10	6	3	1	1	0	0
5. 2006	XXX	XXX	XXX	29	9	4	2	1	2	0
6. 2007	XXX	XXX	XXX	XXX	27	8	6	3	2	1
7. 2008	XXX	XXX	XXX	XXX	XXX	17	8	4	5	1
8. 2009	XXX	XXX	XXX	XXX	XXX	XXX	14	7	11	3
9. 2010	XXX	XXX	XXX	XXX	XXX	XXX	XXX	22	22	6
10. 2011	XXX	XXX	XXX	XXX	XXX	XXX	XXX	XXX	44	11
11. 2012	XXX	XXX	XXX	XXX	XXX	XXX	XXX	XXX	XXX	17

SECTION 3A

Years in Years in Which Premiums Were Earned and Losses Were Incurred	CUMULATIVE NUMBER OF CLAIMS REPORTED DIRECT AND ASSUMED AT YEAR END									
	1	2	3	4	5	6	7	8	9	10
	2003	2004	2005	2006	2007	2008	2009	2010	2011	2012
1. Prior	25	73	60	30	0	0	0	(259)	11	1
2. 2003	254	262	264	264	264	264	264	264	287	287
3. 2004	XXX	161	171	172	173	173	173	173	252	252
4. 2005	XXX	XXX	168	177	180	181	181	181	248	248
5. 2006	XXX	XXX	XXX	177	190	192	193	193	215	214
6. 2007	XXX	XXX	XXX	XXX	93	106	108	109	115	115
7. 2008	XXX	XXX	XXX	XXX	XXX	70	82	84	91	88
8. 2009	XXX	XXX	XXX	XXX	XXX	XXX	50	58	68	64
9. 2010	XXX	XXX	XXX	XXX	XXX	XXX	XXX	58	83	77
10. 2011	XXX	XXX	XXX	XXX	XXX	XXX	XXX	XXX	87	80
11. 2012	XXX	XXX	XXX	XXX	XXX	XXX	XXX	XXX	XXX	53

Schedule P - Part 5H - Other Liability - Claims-Made - Section 1B

N O N E

Schedule P - Part 5H - Other Liability - Claims-Made - Section 2B

N O N E

Schedule P - Part 5H - Other Liability - Claims-Made - Section 3B

N O N E

Schedule P - Part 5R - Products Liability - Occurrence - Section 1A

N O N E

Schedule P - Part 5R - Products Liability - Occurrence - Section 2A

N O N E

Schedule P - Part 5R - Products Liability - Occurrence - Section 3A

N O N E

Schedule P - Part 5R - Products Liability - Claims-Made - Section 1B

N O N E

Schedule P - Part 5R - Products Liability - Claims-Made - Section 2B

N O N E

Schedule P - Part 5R - Products Liability - Claims-Made - Section 3B

N O N E

**SCHEDULE P - PART 5T - WARRANTY
SECTION 1**

Years in Years in Which Premiums Were Earned and Losses Were Incurred	CUMULATIVE NUMBER OF CLAIMS CLOSED WITH LOSS PAYMENT DIRECT AND ASSUMED AT YEAR END									
	1	2	3	4	5	6	7	8	9	10
	2003	2004	2005	2006	2007	2008	2009	2010	2011	2012
1. Prior.....	.XXX	.XXX	.XXX	.XXX	.XXX	.XXX	.XXX	234	25	2
2. 2011.....	.XXX	.XXX	.XXX	.XXX	.XXX	.XXX	.XXX	.XXX	195	215
3. 2012	.XXX	.XXX	.XXX	.XXX	.XXX	.XXX	.XXX	.XXX	.XXX	168

SECTION 2

Years in Years in Which Premiums Were Earned and Losses Were Incurred	NUMBER OF CLAIMS OUTSTANDING DIRECT AND ASSUMED AT YEAR END									
	1	2	3	4	5	6	7	8	9	10
	2003	2004	2005	2006	2007	2008	2009	2010	2011	2012
1. Prior.....	.XXX	.XXX	.XXX	.XXX	.XXX	.XXX	.XXX	26	1	0
2. 2011.....	.XXX	.XXX	.XXX	.XXX	.XXX	.XXX	.XXX	.XXX	19	0
3. 2012	.XXX	.XXX	.XXX	.XXX	.XXX	.XXX	.XXX	.XXX	.XXX	10

SECTION 3

Years in Years in Which Premiums Were Earned and Losses Were Incurred	CUMULATIVE NUMBER OF CLAIMS REPORTED DIRECT AND ASSUMED AT YEAR END									
	1	2	3	4	5	6	7	8	9	10
	2003	2004	2005	2006	2007	2008	2009	2010	2011	2012
1. Prior.....	.XXX	.XXX	.XXX	.XXX	.XXX	.XXX	.XXX	254	17	2
2. 2011.....	.XXX	.XXX	.XXX	.XXX	.XXX	.XXX	.XXX	.XXX	223	236
3. 2012	.XXX	.XXX	.XXX	.XXX	.XXX	.XXX	.XXX	.XXX	.XXX	182

ANNUAL STATEMENT FOR THE YEAR 2012 OF THE American Modern Select Insurance Co.
SCHEDULE P - PART 6C - COMMERCIAL AUTO/TRUCK LIABILITY/MEDICAL
SECTION 1

Years in Which Premiums Were Earned and Losses Were Incurred	CUMULATIVE PREMIUMS EARNED DIRECT AND ASSUMED AT YEAR END (\$000 OMITTED)										11 Current Year Premiums Earned
	1	2	3	4	5	6	7	8	9	10	
	2003	2004	2005	2006	2007	2008	2009	2010	2011	2012	
1. Prior.....	0	0	0	0	0	0	0	0	0	0	0
2. 2003.....	260	260	260	260	260	260	260	260	260	260	0
3. 2004.....	XXX	265	265	265	265	265	265	265	265	265	0
4. 2005.....	XXX	XXX	192	192	192	192	192	192	192	192	0
5. 2006.....	XXX	XXX	XXX	205	205	205	205	205	205	205	0
6. 2007.....	XXX	XXX	XXX	XXX	209	209	209	209	209	209	0
7. 2008.....	XXX	XXX	XXX	XXX	XXX	221	221	221	221	221	0
8. 2009.....	XXX	XXX	XXX	XXX	XXX	XXX	228	228	228	228	0
9. 2010.....	XXX	XXX	XXX	XXX	XXX	XXX	XXX	264	264	264	0
10. 2011.....	XXX	XXX	XXX	XXX	XXX	XXX	XXX	XXX	371	371	0
11. 2012.....	XXX	XXX	XXX	XXX	XXX	XXX	XXX	XXX	XXX	529	529
12. Totals.....	XXX	XXX	XXX	XXX	XXX	XXX	XXX	XXX	XXX	XXX	529
13. Earned Premiums (Sch P-Pt. 1)	260	265	192	205	209	221	228	264	371	529	XXX

SECTION 2

Years in Which Premiums Were Earned and Losses Were Incurred	CUMULATIVE PREMIUMS EARNED CEDED AT YEAR END (\$000 OMITTED)										11 Current Year Premiums Earned
	1	2	3	4	5	6	7	8	9	10	
	2003	2004	2005	2006	2007	2008	2009	2010	2011	2012	
1. Prior.....	0	0	0	0	0	0	0	0	0	0	0
2. 2003.....	29	29	29	29	29	29	29	29	29	29	0
3. 2004.....	XXX	24	24	24	24	24	24	24	24	24	0
4. 2005.....	XXX	XXX	9	9	9	9	9	9	9	9	0
5. 2006.....	XXX	XXX	XXX	9	9	9	9	9	9	9	0
6. 2007.....	XXX	XXX	XXX	XXX	9	9	9	9	9	9	0
7. 2008.....	XXX	XXX	XXX	XXX	XXX	10	10	10	10	10	0
8. 2009.....	XXX	XXX	XXX	XXX	XXX	XXX	13	13	13	13	0
9. 2010.....	XXX	XXX	XXX	XXX	XXX	XXX	XXX	19	19	19	0
10. 2011.....	XXX	XXX	XXX	XXX	XXX	XXX	XXX	XXX	104	104	0
11. 2012.....	XXX	XXX	XXX	XXX	XXX	XXX	XXX	XXX	XXX	261	261
12. Totals.....	XXX	XXX	XXX	XXX	XXX	XXX	XXX	XXX	XXX	XXX	261
13. Earned Premiums (Sch P-Pt. 1)	29	24	9	9	9	10	13	19	104	261	XXX

SCHEDULE P - PART 6D - WORKERS' COMPENSATION
(EXCLUDING EXCESS WORKERS' COMPENSATION)
SECTION 1

Years in Which Premiums Were Earned and Losses Were Incurred	CUMULATIVE PREMIUMS EARNED DIRECT AND ASSUMED AT YEAR END (\$000 OMITTED)										11 Current Year Premiums Earned
	1	2	3	4	5	6	7	8	9	10	
	2003	2004	2005	2006	2007	2008	2009	2010	2011	2012	
1. Prior.....											
2. 2003.....											
3. 2004.....	XXX										
4. 2005.....	XXX	XXX									
5. 2006.....	XXX	XXX	XXX								
6. 2007.....	XXX	XXX	XXX	XXX							
7. 2008.....	XXX	XXX	XXX	XXX	XXX						
8. 2009.....	XXX	XXX	XXX	XXX	XXX	XXX					
9. 2010.....	XXX	XXX	XXX	XXX	XXX	XXX	XXX				
10. 2011.....	XXX	XXX	XXX	XXX	XXX	XXX	XXX	XXX			
11. 2012.....	XXX	XXX	XXX	XXX	XXX	XXX	XXX	XXX	XXX		
12. Totals.....	XXX	XXX	XXX	XXX	XXX	XXX	XXX	XXX	XXX	XXX	
13. Earned Premiums (Sch P-Pt. 1)											XXX

SECTION 2

Years in Which Premiums Were Earned and Losses Were Incurred	CUMULATIVE PREMIUMS EARNED CEDED AT YEAR END (\$000 OMITTED)										11 Current Year Premiums Earned
	1	2	3	4	5	6	7	8	9	10	
	2003	2004	2005	2006	2007	2008	2009	2010	2011	2012	
1. Prior.....											
2. 2003.....											
3. 2004.....	XXX										
4. 2005.....	XXX	XXX									
5. 2006.....	XXX	XXX	XXX								
6. 2007.....	XXX	XXX	XXX	XXX							
7. 2008.....	XXX	XXX	XXX	XXX	XXX						
8. 2009.....	XXX	XXX	XXX	XXX	XXX	XXX					
9. 2010.....	XXX	XXX	XXX	XXX	XXX	XXX	XXX				
10. 2011.....	XXX	XXX	XXX	XXX	XXX	XXX	XXX	XXX			
11. 2012.....	XXX	XXX	XXX	XXX	XXX	XXX	XXX	XXX	XXX		
12. Totals.....	XXX	XXX	XXX	XXX	XXX	XXX	XXX	XXX	XXX	XXX	
13. Earned Premiums (Sch P-Pt. 1)											XXX

ANNUAL STATEMENT FOR THE YEAR 2012 OF THE American Modern Select Insurance Co.

**SCHEDULE P - PART 6E - COMMERCIAL MULTIPLE PERIL
SECTION 1**

Years in Which Premiums Were Earned and Losses Were Incurred	CUMULATIVE PREMIUMS EARNED DIRECT AND ASSUMED AT YEAR END (\$000 OMITTED)										11 Current Year Premiums Earned
	1	2	3	4	5	6	7	8	9	10	
	2003	2004	2005	2006	2007	2008	2009	2010	2011	2012	
1. Prior.....	0	0	0	0	0	0	0	0	0	0	0
2. 2003.....	466	466	466	466	466	466	466	466	466	466	0
3. 2004.....	XXX	930	930	930	930	930	930	930	930	930	0
4. 2005.....	XXX	XXX	1,306	1,306	1,306	1,306	1,306	1,306	1,306	1,306	0
5. 2006.....	XXX	XXX	XXX	1,232	1,232	1,232	1,232	1,232	1,232	1,232	0
6. 2007.....	XXX	XXX	XXX	XXX	1,474	1,474	1,474	1,474	1,474	1,474	0
7. 2008.....	XXX	XXX	XXX	XXX	XXX	1,220	1,220	1,220	1,220	1,220	0
8. 2009.....	XXX	XXX	XXX	XXX	XXX	XXX	1,346	1,346	1,346	1,346	0
9. 2010.....	XXX	XXX	XXX	XXX	XXX	XXX	XXX	1,298	1,298	1,298	0
10. 2011.....	XXX	XXX	XXX	XXX	XXX	XXX	XXX	XXX	1,595	1,595	0
11. 2012.....	XXX	XXX	XXX	XXX	XXX	XXX	XXX	XXX	XXX	627	627
12. Totals.....	XXX	XXX	XXX	XXX	XXX	XXX	XXX	XXX	XXX	XXX	627
13. Earned Premiums (Sch P-Pt. 1)	466	930	1,306	1,232	1,474	1,220	1,346	1,298	1,595	627	XXX

SECTION 2

Years in Which Premiums Were Earned and Losses Were Incurred	CUMULATIVE PREMIUMS EARNED CEDED AT YEAR END (\$000 OMITTED)										11 Current Year Premiums Earned
	1	2	3	4	5	6	7	8	9	10	
	2003	2004	2005	2006	2007	2008	2009	2010	2011	2012	
1. Prior.....	0	0	0	0	0	0	0	0	0	0	0
2. 2003.....	205	205	205	205	205	205	205	205	205	205	0
3. 2004.....	XXX	522	522	522	522	522	522	522	522	522	0
4. 2005.....	XXX	XXX	668	668	668	668	668	668	668	668	0
5. 2006.....	XXX	XXX	XXX	772	772	772	772	772	772	772	0
6. 2007.....	XXX	XXX	XXX	XXX	903	903	903	903	903	903	0
7. 2008.....	XXX	XXX	XXX	XXX	XXX	997	997	997	997	997	0
8. 2009.....	XXX	XXX	XXX	XXX	XXX	XXX	801	801	801	801	0
9. 2010.....	XXX	XXX	XXX	XXX	XXX	XXX	XXX	859	859	859	0
10. 2011.....	XXX	XXX	XXX	XXX	XXX	XXX	XXX	XXX	1,119	1,119	0
11. 2012.....	XXX	XXX	XXX	XXX	XXX	XXX	XXX	XXX	XXX	373	373
12. Totals.....	XXX	XXX	XXX	XXX	XXX	XXX	XXX	XXX	XXX	XXX	373
13. Earned Premiums (Sch P-Pt. 1)	205	522	668	772	903	997	801	859	1,119	373	XXX

**SCHEDULE P - PART 6H - OTHER LIABILITY - OCCURRENCE
SECTION 1A**

Years in Which Premiums Were Earned and Losses Were Incurred	CUMULATIVE PREMIUMS EARNED DIRECT AND ASSUMED AT YEAR END (\$000 OMITTED)										11 Current Year Premiums Earned
	1	2	3	4	5	6	7	8	9	10	
	2003	2004	2005	2006	2007	2008	2009	2010	2011	2012	
1. Prior.....	0	0	0	0	0	0	0	0	0	0	0
2. 2003.....	1,769	1,769	1,769	1,769	1,769	1,769	1,769	1,769	1,769	1,769	0
3. 2004.....	XXX	2,243	2,243	2,243	2,243	2,243	2,243	2,243	2,243	2,243	0
4. 2005.....	XXX	XXX	2,094	2,094	2,094	2,094	2,094	2,094	2,094	2,094	0
5. 2006.....	XXX	XXX	XXX	2,568	2,568	2,568	2,568	2,568	2,568	2,568	0
6. 2007.....	XXX	XXX	XXX	XXX	2,389	2,389	2,389	2,389	2,389	2,389	0
7. 2008.....	XXX	XXX	XXX	XXX	XXX	1,900	1,900	1,900	1,900	1,900	0
8. 2009.....	XXX	XXX	XXX	XXX	XXX	XXX	3,631	3,631	3,179	3,179	0
9. 2010.....	XXX	XXX	XXX	XXX	XXX	XXX	XXX	2,710	2,710	2,710	0
10. 2011.....	XXX	XXX	XXX	XXX	XXX	XXX	XXX	XXX	2,446	2,446	0
11. 2012.....	XXX	XXX	XXX	XXX	XXX	XXX	XXX	XXX	XXX	2,247	2,247
12. Totals.....	XXX	XXX	XXX	XXX	XXX	XXX	XXX	XXX	XXX	XXX	2,247
13. Earned Premiums (Sch P-Pt. 1)	1,769	2,243	2,094	2,568	2,389	1,900	3,631	2,710	1,994	2,247	XXX

SECTION 2A

Years in Which Premiums Were Earned and Losses Were Incurred	CUMULATIVE PREMIUMS EARNED CEDED AT YEAR END (\$000 OMITTED)										11 Current Year Premiums Earned
	1	2	3	4	5	6	7	8	9	10	
	2003	2004	2005	2006	2007	2008	2009	2010	2011	2012	
1. Prior.....	0	0	0	0	0	0	0	0	0	0	0
2. 2003.....	131	131	131	131	131	131	131	131	131	131	0
3. 2004.....	XXX	204	204	204	204	204	204	204	204	204	0
4. 2005.....	XXX	XXX	235	235	235	235	235	235	235	235	0
5. 2006.....	XXX	XXX	XXX	265	265	265	265	265	265	265	0
6. 2007.....	XXX	XXX	XXX	XXX	325	325	325	325	325	325	0
7. 2008.....	XXX	XXX	XXX	XXX	XXX	280	280	280	280	280	0
8. 2009.....	XXX	XXX	XXX	XXX	XXX	XXX	234	234	234	234	0
9. 2010.....	XXX	XXX	XXX	XXX	XXX	XXX	XXX	308	308	308	0
10. 2011.....	XXX	XXX	XXX	XXX	XXX	XXX	XXX	XXX	467	467	0
11. 2012.....	XXX	XXX	XXX	XXX	XXX	XXX	XXX	XXX	XXX	237	237
12. Totals.....	XXX	XXX	XXX	XXX	XXX	XXX	XXX	XXX	XXX	XXX	237
13. Earned Premiums (Sch P-Pt. 1)	131	204	235	265	325	280	234	308	467	237	XXX

ANNUAL STATEMENT FOR THE YEAR 2012 OF THE American Modern Select Insurance Co.

SCHEDULE P - PART 6H - OTHER LIABILITY - CLAIMS-MADE

SECTION 1B

Years in Which Premiums Were Earned and Losses Were Incurred	CUMULATIVE PREMIUMS EARNED DIRECT AND ASSUMED AT YEAR END (\$000 OMITTED)										11 Current Year Premiums Earned
	1 2003	2 2004	3 2005	4 2006	5 2007	6 2008	7 2009	8 2010	9 2011	10 2012	
1. Prior.....	0	0	0	0	0	0	0	0	0	0	0
2. 2003.....	0	0	0	0	0	0	0	0	0	0	0
3. 2004.....	XXX	0	0	0	0	0	0	0	0	0	0
4. 2005.....	XXX	XXX	0	0	0	0	0	0	0	0	0
5. 2006.....	XXX	XXX	XXX	0	0	0	0	0	0	0	0
6. 2007.....	XXX	XXX	XXX	XXX	0	0	0	0	0	0	0
7. 2008.....	XXX	XXX	XXX	XXX	XXX	0	0	0	0	0	0
8. 2009.....	XXX	XXX	XXX	XXX	XXX	XXX	0	0	0	0	0
9. 2010.....	XXX	XXX	XXX	XXX	XXX	XXX	XXX	0	0	0	0
10. 2011.....	XXX	XXX	XXX	XXX	XXX	XXX	XXX	XXX	0	0	0
11. 2012.....	XXX	XXX	XXX	XXX	XXX	XXX	XXX	XXX	XXX	0	0
12. Totals.....	XXX	XXX	XXX	XXX	XXX	XXX	XXX	XXX	XXX	XXX	0
13. Earned Premiums (Sch P-Pt. 1)	0	0	0	0	0	0	0	0	0	0	XXX

SECTION 2B

Years in Which Premiums Were Earned and Losses Were Incurred	CUMULATIVE PREMIUMS EARNED CEDED AT YEAR END (\$000 OMITTED)										11 Current Year Premiums Earned
	1 2003	2 2004	3 2005	4 2006	5 2007	6 2008	7 2009	8 2010	9 2011	10 2012	
1. Prior.....	0	0	0	0	0	0	0	0	0	0	0
2. 2003.....	0	0	0	0	0	0	0	0	0	0	0
3. 2004.....	XXX	0	0	0	0	0	0	0	0	0	0
4. 2005.....	XXX	XXX	0	0	0	0	0	0	0	0	0
5. 2006.....	XXX	XXX	XXX	0	0	0	0	0	0	0	0
6. 2007.....	XXX	XXX	XXX	XXX	0	0	0	0	0	0	0
7. 2008.....	XXX	XXX	XXX	XXX	XXX	0	0	0	0	0	0
8. 2009.....	XXX	XXX	XXX	XXX	XXX	XXX	0	0	0	0	0
9. 2010.....	XXX	XXX	XXX	XXX	XXX	XXX	XXX	0	0	0	0
10. 2011.....	XXX	XXX	XXX	XXX	XXX	XXX	XXX	XXX	0	0	0
11. 2012.....	XXX	XXX	XXX	XXX	XXX	XXX	XXX	XXX	XXX	0	0
12. Totals.....	XXX	XXX	XXX	XXX	XXX	XXX	XXX	XXX	XXX	XXX	0
13. Earned Premiums (Sch P-Pt. 1)	0	0	0	0	0	0	0	0	0	0	XXX

SCHEDULE P - PART 6M - INTERNATIONAL

SECTION 1

Years in Which Premiums Were Earned and Losses Were Incurred	CUMULATIVE PREMIUMS EARNED DIRECT AND ASSUMED AT YEAR END (\$000 OMITTED)										11 Current Year Premiums Earned
	1 2003	2 2004	3 2005	4 2006	5 2007	6 2008	7 2009	8 2010	9 2011	10 2012	
1. Prior.....											
2. 2003.....											
3. 2004.....	XXX										
4. 2005.....	XXX	XXX									
5. 2006.....	XXX	XXX	XXX								
6. 2007.....	XXX	XXX	XXX	XXX							
7. 2008.....	XXX	XXX	XXX	XXX	XXX						
8. 2009.....	XXX	XXX	XXX	XXX	XXX	XXX					
9. 2010.....	XXX	XXX	XXX	XXX	XXX	XXX	XXX				
10. 2011.....	XXX	XXX	XXX	XXX	XXX	XXX	XXX	XXX			
11. 2012.....	XXX	XXX	XXX	XXX	XXX	XXX	XXX	XXX	XXX		
12. Totals.....	XXX	XXX	XXX	XXX	XXX	XXX	XXX	XXX	XXX	XXX	
13. Earned Premiums (Sch P-Pt. 1)											XXX

SECTION 2

Years in Which Premiums Were Earned and Losses Were Incurred	CUMULATIVE PREMIUMS EARNED CEDED AT YEAR END (\$000 OMITTED)										11 Current Year Premiums Earned
	1 2003	2 2004	3 2005	4 2006	5 2007	6 2008	7 2009	8 2010	9 2011	10 2012	
1. Prior.....											
2. 2003.....											
3. 2004.....	XXX										
4. 2005.....	XXX	XXX									
5. 2006.....	XXX	XXX	XXX								
6. 2007.....	XXX	XXX	XXX	XXX							
7. 2008.....	XXX	XXX	XXX	XXX	XXX						
8. 2009.....	XXX	XXX	XXX	XXX	XXX	XXX					
9. 2010.....	XXX	XXX	XXX	XXX	XXX	XXX	XXX				
10. 2011.....	XXX	XXX	XXX	XXX	XXX	XXX	XXX	XXX			
11. 2012.....	XXX	XXX	XXX	XXX	XXX	XXX	XXX	XXX	XXX		
12. Totals.....	XXX	XXX	XXX	XXX	XXX	XXX	XXX	XXX	XXX	XXX	
13. Earned Premiums (Sch P-Pt. 1)											XXX

Schedule P - Part 6N- Reinsurance A - Nonproportional Assumed Property - Section 1

N O N E

Schedule P - Part 6N- Reinsurance A - Nonproportional Assumed Property - Section 2

N O N E

Schedule P - Part 6O - Reinsurance B - Nonproportional Liability - Section 1

N O N E

Schedule P - Part 6O - Reinsurance B - Nonproportional Assumed Liability - Section 2

N O N E

Schedule P - Part 6R - Products Liability - Occurrence - Section 1A

N O N E

Schedule P - Part 6R - Products Liability - Occurrence - Section 2A

N O N E

Schedule P - Part 6R - Products Liability - Claims-Made - Section 1B

N O N E

Schedule P - Part 6R - Products Liability - Claims-Made - Section 2B

N O N E

ANNUAL STATEMENT FOR THE YEAR 2012 OF THE American Modern Select Insurance Co.
SCHEDULE P - PART 7A - PRIMARY LOSS SENSITIVE CONTRACTS (\$000 OMITTED)

SECTION 1

Schedule P - Part 1	1 Total Net Losses and Expenses Unpaid	2 Net Losses and Expenses Unpaid on Loss Sensitive Contracts	3 Loss Sensitive as Percentage of Total	4 Total Net Premiums Written	5 Net Premiums Written on Loss Sensitive Contracts	6 Loss Sensitive as Percentage of Total
1. Homeowners/Farmowners	1,496	0	0.0	7,990	0	0.0
2. Private Passenger Auto Liability/ Medical	986	0	0.0	1,242	0	0.0
3. Commercial Auto/Truck Liability/ Medical	196	0	0.0	268	0	0.0
4. Workers' Compensation	0	0	0.0	0	0	0.0
5. Commercial Multiple Peril	87	0	0.0	395	0	0.0
6. Medical Professional Liability - Occurrence	0	0	0.0	0	0	0.0
7. Medical Professional Liability - Claims - Made	0	0	0.0	0	0	0.0
8. Special Liability	270	0	0.0	589	0	0.0
9. Other Liability - Occurrence	1,881	0	0.0	2,066	0	0.0
10. Other Liability - Claims-Made	0	0	0.0	0	0	0.0
11. Special Property	2,867	0	0.0	21,766	0	0.0
12. Auto Physical Damage	442	0	0.0	3,731	0	0.0
13. Fidelity/Surety	(2)	0	0.0	11	0	0.0
14. Other	0	0	0.0	1	0	0.0
15. International	0	0	0.0	0	0	0.0
16. Reinsurance - Nonproportional Assumed Property	XXX	XXX	XXX	XXX	XXX	XXX
17. Reinsurance - Nonproportional Assumed Liability	XXX	XXX	XXX	XXX	XXX	XXX
18. Reinsurance - Nonproportional Assumed Financial Lines	XXX	XXX	XXX	XXX	XXX	XXX
19. Products Liability - Occurrence	0	0	0.0	0	0	0.0
20. Products Liability - Claims-Made	0	0	0.0	0	0	0.0
21. Financial Guaranty/Mortgage Guaranty	0	0	0.0	0	0	0.0
22. Warranty	12	0	0.0	12	0	0.0
23. Totals	8,235	0	0.0	38,072	0	0.0

SECTION 2

Years in Which Policies Were Issued	INCURRED LOSSES AND DEFENSE AND COST CONTAINMENT EXPENSES REPORTED AT YEAR END (\$000 OMITTED)									
	1 2003	2 2004	3 2005	4 2006	5 2007	6 2008	7 2009	8 2010	9 2011	10 2012
1. Prior										
2. 2003										
3. 2004	XXX									
4. 2005	XXX	XXX								
5. 2006	XXX	XXX	XX							
6. 2007	XXX	XXX	XX	XX						
7. 2008	XXX	XXX	XX	XXX	XX					
8. 2009	XXX	XXX	XXX	XXX	XXX	XXX				
9. 2010	XXX	XXX	XXX	XXX	XXX	XXX	XXX			
10. 2011	XXX	XXX	XXX	XXX	XXX	XXX	XXX	XXX		
11. 2012	XXX	XXX	XXX	XXX	XXX	XXX	XXX	XXX	XXX	

SECTION 3

Years in Which Policies Were Issued	BULK AND INCURRED BUT NOT REPORTED RESERVES FOR LOSSES AND DEFENSE AND COST CONTAINMENT EXPENSES AT YEAR END (\$000 OMITTED)									
	1 2003	2 2004	3 2005	4 2006	5 2007	6 2008	7 2009	8 2010	9 2011	10 2012
1. Prior										
2. 2003										
3. 2004	XXX									
4. 2005	XXX	XXX								
5. 2006	XXX	XXX	XX							
6. 2007	XXX	XXX	XX	XX						
7. 2008	XXX	XXX	XX	XXX	XX					
8. 2009	XXX	XXX	XXX	XXX	XXX	XXX				
9. 2010	XXX	XXX	XXX	XXX	XXX	XXX	XXX			
10. 2011	XXX	XXX	XXX	XXX	XXX	XXX	XXX	XXX		
11. 2012	XXX	XXX	XXX	XXX	XXX	XXX	XXX	XXX	XXX	

Schedule P - Part 7A - Section 4 - Primary Loss Sensitive Contracts

N O N E

Schedule P - Part 7A - Section 5 - Primary Loss Sensitive Contracts

N O N E

ANNUAL STATEMENT FOR THE YEAR 2012 OF THE American Modern Select Insurance Co.
SCHEDULE P - PART 7B - REINSURANCE LOSS SENSITIVE CONTRACTS (\$000 OMITTED)

SECTION 1

Schedule P - Part 1	1 Total Net Losses and Expenses Unpaid	2 Net Losses and Expenses Unpaid on Loss Sensitive Contracts	3 Loss Sensitive as Percentage of Total	4 Total Net Premiums Written	5 Net Premiums Written on Loss Sensitive Contracts	6 Loss Sensitive as Percentage of Total
1. Homeowners/Farmowners	1,496	0	0.0	7,990	0	0.0
2. Private Passenger Auto Liability/Medical	986	0	0.0	1,242	0	0.0
3. Commercial Auto/Truck Liability/Medical	196	0	0.0	268	0	0.0
4. Workers' Compensation	0	0	0.0	0	0	0.0
5. Commercial Multiple Peril	87	0	0.0	395	0	0.0
6. Medical Professional Liability - Occurrence	0	0	0.0	0	0	0.0
7. Medical Professional Liability - Claims - Made	0	0	0.0	0	0	0.0
8. Special Liability	270	0	0.0	589	0	0.0
9. Other Liability - Occurrence	1,881	0	0.0	2,066	0	0.0
10. Other Liability - Claims-Made	0	0	0.0	0	0	0.0
11. Special Property	2,867	0	0.0	21,766	0	0.0
12. Auto Physical Damage	442	0	0.0	3,731	0	0.0
13. Fidelity/Surety	(2)	0	0.0	11	0	0.0
14. Other	0	0	0.0	1	0	0.0
15. International	0	0	0.0	0	0	0.0
16. Reinsurance - Nonproportional Assumed Property	0	0	0.0	0	0	0.0
17. Reinsurance - Nonproportional Assumed Liability	0	0	0.0	0	0	0.0
18. Reinsurance - Nonproportional Assumed Financial Lines	0	0	0.0	0	0	0.0
19. Products Liability - Occurrence	0	0	0.0	0	0	0.0
20. Products Liability - Claims-Made	0	0	0.0	0	0	0.0
21. Financial Guaranty/Mortgage Guaranty	0	0	0.0	0	0	0.0
22. Warranty	12	0	0.0	12	0	0.0
23. Totals	8,235	0	0.0	38,072	0	0.0

SECTION 2

Years in Which Policies Were Issued	INCURRED LOSSES AND DEFENSE AND COST CONTAINMENT EXPENSES REPORTED AT YEAR END (\$000 OMITTED)									
	1 2003	2 2004	3 2005	4 2006	5 2007	6 2008	7 2009	8 2010	9 2011	10 2012
1. Prior.....										
2. 2003.....										
3. 2004.....	XXX									
4. 2005.....	XXX	XXX								
5. 2006.....	XXX	XXX	XX							
6. 2007.....	XXX	XXX	XX	XX						
7. 2008.....	XXX	XXX	XX	XXX	XXX					
8. 2009.....	XXX	XXX	XXX	XXX	XXX	XXX				
9. 2010.....	XXX	XXX	XXX	XXX	XXX	XXX	XXX			
10. 2011.....	XXX	XXX	XXX	XXX	XXX	XXX	XXX	XXX		
11. 2012.....	XXX	XXX	XXX	XXX	XXX	XXX	XXX	XXX	XXX	

SECTION 3

Years in Which Policies Were Issued	BULK AND INCURRED BUT NOT REPORTED RESERVES FOR LOSSES AND DEFENSE AND COST CONTAINMENT EXPENSES AT YEAR END (\$000 OMITTED)									
	1 2003	2 2004	3 2005	4 2006	5 2007	6 2008	7 2009	8 2010	9 2011	10 2012
1. Prior.....										
2. 2003.....										
3. 2004.....	XXX									
4. 2005.....	XXX	XXX								
5. 2006.....	XXX	XXX	XX							
6. 2007.....	XXX	XXX	XX	XX						
7. 2008.....	XXX	XXX	XX	XXX	XXX					
8. 2009.....	XXX	XXX	XXX	XXX	XXX	XXX				
9. 2010.....	XXX	XXX	XXX	XXX	XXX	XXX	XXX			
10. 2011.....	XXX	XXX	XXX	XXX	XXX	XXX	XXX	XXX		
11. 2012.....	XXX	XXX	XXX	XXX	XXX	XXX	XXX	XXX	XXX	

Schedule P - Part 7B - Section 4 - Reinsurance Loss Sensitive Contracts

N O N E

Schedule P - Part 7B - Section 5 - Reinsurance Loss Sensitive Contracts

N O N E

Schedule P - Part 7B - Section 6 - Reinsurance Loss Sensitive Contracts

N O N E

Schedule P - Part 7B - Section 7 - Reinsurance Loss Sensitive Contracts

N O N E

SCHEDULE P INTERROGATORIES

1. The following questions relate to yet-to-be-issued Extended Reporting Endorsements (EREs) arising from Death, Disability, or Retirement (DDR) provisions in Medical Professional Liability Claims Made insurance policies. EREs provided for reasons other than DDR are not to be included.
- 1.1 Does the company issue Medical Professional Liability Claims Made insurance policies that provide tail (also known as an extended reporting endorsement, or "ERE") benefits in the event of Death, Disability, or Retirement (DDR) at a reduced charge or at no additional cost? Yes [] No [X]
 If the answer to question 1.1 is "no", leave the following questions blank. If the answer to question 1.1 is "yes", please answer the following questions:
- 1.2 What is the total amount of the reserve for that provision (DDR Reserve), as reported, explicitly or not, elsewhere in this statement (in dollars)?\$0
- 1.3 Does the company report any DDR reserve as Unearned Premium Reserve per SSAP #65? Yes [] No [X]
- 1.4 Does the company report any DDR reserve as loss or loss adjustment expense reserve? Yes [] No [X]
- 1.5 If the company reports DDR reserve as Unearned Premium Reserve, does that amount match the figure on the Underwriting and Investment Exhibit, Part 1A – Recapitulation of all Premiums (Page 7) Column 2, Lines 11.1 plus 11.2? Yes [] No [] N/A [X]
- 1.6 If the company reports DDR reserve as loss or loss adjustment expense reserve, please complete the following table corresponding to where these reserves are reported in Schedule P:

Years in Which Premiums Were Earned and Losses Were Incurred	DDR Reserve Included in Schedule P, Part 1F, Medical Professional Liability Column 24: Total Net Losses and Expenses Unpaid	
	1 Section 1: Occurrence	2 Section 2: Claims-Made
1.601 Prior	0	0
1.602 2003	0	0
1.603 2004	0	0
1.604 2005	0	0
1.605 2006	0	0
1.606 2007	0	0
1.607 2008	0	0
1.608 2009	0	0
1.609 2010	0	0
1.610 2011	0	0
1.611 2012	0	0
1.612 Totals	0	0

2. The definition of allocated loss adjustment expenses (ALAE) and, therefore, unallocated loss adjustment expenses (ULAE) was changed effective January 1, 1998. This change in definition applies to both paid and unpaid expenses. Are these expenses (now reported as "Defense and Cost Containment" and "Adjusting and Other") reported in compliance with these definitions in this statement? Yes [X] No []
3. The Adjusting and Other expense payments and reserves should be allocated to the years in which the losses were incurred based on the number of claims reported, closed and outstanding in those years. When allocating Adjusting and Other expense between companies in a group or a pool, the Adjusting and Other expense should be allocated in the same percentage used for the loss amounts and the claim counts. For reinsurers, Adjusting and Other expense assumed should be reported according to the reinsurance contract. For Adjusting and Other expense incurred by reinsurers, or in those situations where suitable claim count information is not available, Adjusting and Other expense should be allocated by a reasonable method determined by the company and described in Interrogatory 7, below. Are they so reported in this Statement? Yes [X] No []
4. Do any lines in Schedule P include reserves that are reported gross of any discount to present value of future payments, and that are reported net of such discounts on Page 10? Yes [] No [X]
- If yes, proper disclosure must be made in the Notes to Financial Statements, as specified in the Instructions. Also, the discounts must be reported in Schedule P - Part 1, Columns 32 and 33. Schedule P must be completed gross of non-tabular discounting. Work papers relating to discount calculations must be available for examination upon request.
 Discounting is allowed only if expressly permitted by the state insurance department to which this Annual Statement is being filed.
5. What were the net premiums in force at the end of the year for:
 (in thousands of dollars) 5.1 Fidelity0
 5.2 Surety9
6. Claim count information is reported per claim or per claimant (Indicate which)per claim.....
 If not the same in all years, explain in Interrogatory 7.
- 7.1 The information provided in Schedule P will be used by many persons to estimate the adequacy of the current loss and expense reserves, among other things. Are there any especially significant events, coverage, retention or accounting changes that have occurred that must be considered when making such analyses? Yes [] No [X]
- 7.2 (An extended statement may be attached.)

**SCHEDULE T - PART 2
INTERSTATE COMPACT - EXHIBIT OF PREMIUMS WRITTEN**

Allocated by States and Territories

States, Etc.	Direct Business Only					Totals
	1 Life (Group and Individual)	2 Annuities (Group and Individual)	3 Disability Income (Group and Individual)	4 Long-Term Care (Group and Individual)	5 Deposit-Type Contracts	
1. Alabama AL						
2. Alaska AK						
3. Arizona AZ						
4. Arkansas AR						
5. California CA						
6. Colorado CO						
7. Connecticut CT						
8. Delaware DE						
9. District of Columbia DC						
10. Florida FL						
11. Georgia GA						
12. Hawaii HI						
13. Idaho ID						
14. Illinois IL						
15. Indiana IN						
16. Iowa IA						
17. Kansas KS						
18. Kentucky KY						
19. Louisiana LA						
20. Maine ME						
21. Maryland MD						
22. Massachusetts MA						
23. Michigan MI						
24. Minnesota MN						
25. Mississippi MS						
26. Missouri MO						
27. Montana MT						
28. Nebraska NE						
29. Nevada NV						
30. New Hampshire NH						
31. New Jersey NJ						
32. New Mexico NM						
33. New York NY						
34. North Carolina NC						
35. North Dakota ND						
36. Ohio OH						
37. Oklahoma OK						
38. Oregon OR						
39. Pennsylvania PA						
40. Rhode Island RI						
41. South Carolina SC						
42. South Dakota SD						
43. Tennessee TN						
44. Texas TX						
45. Utah UT						
46. Vermont VT						
47. Virginia VA						
48. Washington WA						
49. West Virginia WV						
50. Wisconsin WI						
51. Wyoming WY						
52. American Samoa AS						
53. Guam GU						
54. Puerto Rico PR						
55. U.S. Virgin Islands VI						
56. Northern Mariana Islands MP						
57. Canada CAN						
58. Aggregate Other Alien OT						
59. Total						

NONE

SCHEDULE Y
PART 1A - DETAIL OF INSURANCE HOLDING COMPANY SYSTEM

1	2	3	4	5	6	7	8	9	10	11	12	13	14	15
Group Code	Group Name	NAIC Company Code	Federal ID Number	Federal RSSD	CIK	Name of Securities Exchange if Publicly Traded (U.S. or International)	Names of Parent, Subsidiaries Or Affiliates	Domiciliary Location	Relationship to Reporting Entity	Directly Controlled by (Name of Entity/Person)	Type of Control (Ownership, Board, Management, Attorney-in-Fact, Influence, Other)	If Control is Ownership Provide Percentage	Ultimate Controlling Entity(ies)/Person(s)	*
			AA-1340165	1575831	0001021268	DE	Munchener Ruckversicherung AG, Munchen	DEU				0.000		
							40, Rue Courcelles SAS, Paris	FRA	NIA	Munchener Ruckversicherung AG, Munchen	Ownership	100.000	Munchener Ruckversicherung AG	
							ADB ERGO Lietuva, Vilnius	LTU	IA	ERGO Kindlustuse AS, Tallinn	Ownership	100.000	Munchener Ruckversicherung AG	
							Adelfa Servicios a Instalaciones Fotovoltaicas, S.L., Santa Cruz de Tenerife	ESP	NIA	MR RENT-Investment GmbH, Munchen	Ownership	100.000	Munchener Ruckversicherung AG	
							AEVG 2004 GmbH, Frankfurt	DEU	NIA	ERGO Versicherungsgruppe AG, Dusseldorf	Other	0.000	Munchener Ruckversicherung AG	
							aktiva Vermittlung von Versicherungen und Finanz-Dienstleistungen GmbH, Koln	DEU	NIA	DKV Deutsche Krankenversicherung Aktiengesellschaft, Koln	Ownership	100.000	Munchener Ruckversicherung AG	
							ALICE GmbH, Dusseldorf	DEU	NIA	ERGO Neunte Beteiligungsgesellschaft mbH, Dusseldorf	Ownership	100.000	Munchener Ruckversicherung AG	
							almeda GmbH, Munchen	DEU	NIA	ERGO Versicherungsgruppe AG, Dusseldorf	Ownership	100.000	Munchener Ruckversicherung AG	
							almeda Versicherungs-Aktiengesellschaft, Munchen	DEU	IA	ERGO Versicherungsgruppe AG, Dusseldorf	Ownership	100.000	Munchener Ruckversicherung AG	
							American Alternative Insurance Corporation	DE	IA	ERGO Versicherungsgruppe AG, Dusseldorf	Ownership	100.000	Munchener Ruckversicherung AG	
0361	Munich RE Group	19720	52-2048110							Wilmington, Delaware	Ownership	100.000	Munchener Ruckversicherung AG	
0361	Munich RE Group	23450	31-0711074				American Family Home Insurance Co.	FL	IA	American Modern Insurance Group, Inc., Amelia, Ohio	Ownership	100.000	Munchener Ruckversicherung AG	
0361	Munich RE Group	23469	31-0715697				American Modern Home Insurance Co.	OH	IA	American Modern Insurance Group, Inc., Amelia, Ohio	Ownership	100.000	Munchener Ruckversicherung AG	
										American Modern Insurance Group, Inc., Amelia, Ohio	Ownership	100.000	Munchener Ruckversicherung AG	
0361	Munich RE Group	12314	20-2769607				American Modern Home Service Co.	OH	NIA	American Southern Home Insurance Company, Jacksonville, Florida	Ownership	100.000	Munchener Ruckversicherung AG	
										Midland-Guardian Co., Amelia, Ohio	Ownership	100.000	Munchener Ruckversicherung AG	
										American Modern Home Insurance Company, Amelia, Ohio	Ownership	100.000	Munchener Ruckversicherung AG	
0361	Munich RE Group	42005	31-1056196				American Modern Lloyd's Insurance Co.	TX	IA	American Modern Home Insurance Company, Amelia, Ohio	Ownership	100.000	Munchener Ruckversicherung AG	
0361	Munich RE Group	38652	38-2342976				American Modern Select Insurance Co.	OH	IA	American Modern Home Insurance Company, Amelia, Ohio	Ownership	100.000	Munchener Ruckversicherung AG	
										American Family Home Insurance Company, Jacksonville, Florida	Ownership	100.000	Munchener Ruckversicherung AG	
0361	Munich RE Group	12489	20-3901790				American Modern Surplus Lines Insurance Co.	OH	IA	American Modern Home Insurance Company, Amelia, Ohio	Ownership	100.000	Munchener Ruckversicherung AG	
0361	Munich RE Group	41998	59-2236254				American Southern Home Insurance Co.	FL	IA	American Modern Home Insurance Company, Amelia, Ohio	Ownership	100.000	Munchener Ruckversicherung AG	
0361	Munich RE Group	35912	31-0920414				American Western Home Insurance Co.	OK	IA	American Modern Home Insurance Company, Amelia, Ohio	Ownership	100.000	Munchener Ruckversicherung AG	
										DAS UK Holdings Limited, Bristol	Ownership	100.000	Munchener Ruckversicherung AG	
0361	Munich RE Group	97551	74-2253621				Amicus Legal Ltd., Bristol	GBR	NIA	Hyneman Life Corporation, Jonesboro, Arkansas	Ownership	100.000	Munchener Ruckversicherung AG	
										ERGO Versicherungsgruppe AG, Dusseldorf	Ownership	100.000	Munchener Ruckversicherung AG	
										Bell & Clements (Bermuda) Ltd., Hamilton, Bermuda	Ownership	100.000	Munchener Ruckversicherung AG	
										MR RENT UK Investment Limited, London	Ownership	100.000	Munchener Ruckversicherung AG	
										Bagmoor Holdings Limited, London	Ownership	100.000	Munchener Ruckversicherung AG	
										ERGO Austria International AG, Wien	Ownership	90.000	Munchener Ruckversicherung AG	
										MSP Underwriting Ltd., London	Ownership	100.000	Munchener Ruckversicherung AG	
										MSP Underwriting Ltd., London	Ownership	100.000	Munchener Ruckversicherung AG	
										MSP Underwriting Ltd., London	Ownership	100.000	Munchener Ruckversicherung AG	
										MSP Underwriting Ltd., London	Ownership	100.000	Munchener Ruckversicherung AG	
										MSP Underwriting Ltd., London	Ownership	100.000	Munchener Ruckversicherung AG	

SCHEDULE Y
PART 1A - DETAIL OF INSURANCE HOLDING COMPANY SYSTEM

1	2	3	4	5	6	7	8	9	10	11	12	13	14	15
Group Code	Group Name	NAIC Company Code	Federal ID Number	Federal RSSD	CIK	Name of Securities Exchange if Publicly Traded (U.S. or International)	Names of Parent, Subsidiaries Or Affiliates	Domiciliary Location	Relationship to Reporting Entity	Directly Controlled by (Name of Entity/Person)	Type of Control (Ownership, Board, Management, Attorney-in-Fact, Influence, Other)	If Control is Ownership Provide Percentage	Ultimate Controlling Entity(ies)/Person(s)	*
							Bell & Clements (Bermuda) Ltd., Hamilton, Bermuda	..BMU	..NIA	Munchener Ruckversicherung AG, Munchen	Ownership	..100.000	Munchener Ruckversicherung AG	
							Bell & Clements (London) Ltd, London	..GBR	..NIA	Bell & Clements (Bermuda) Ltd., Hamilton, Bermuda	Ownership	..100.000	Munchener Ruckversicherung AG	
							Bell & Clements (USA) Inc, Reston, Virginia	..US	..NIA	Bell & Clements (London) Ltd, London	Ownership	..100.000	Munchener Ruckversicherung AG	
							Bell & Clements (USA) Inc, Reston, Virginia	..US	..NIA	Bell & Clements (USA) Inc, Reston, Virginia	Ownership	..100.000	Munchener Ruckversicherung AG	
							Bell & Clements Ltd, London	..GBR	..NIA	Bell & Clements (London) Ltd, London	Ownership	..100.000	Munchener Ruckversicherung AG	
							Bos Incasso B.V., Groningen	..NLD	..NIA	DAS Legal Finance B.V., Amsterdam	Ownership	..89.800	Munchener Ruckversicherung AG	
							CAPITAL PLAZA Holding GmbH & Co. Singapur KG, Dusseldorf	..DEU	..NIA	ERGO Versicherungsgruppe AG, Dusseldorf	Ownership	..70.000	Munchener Ruckversicherung AG	
							CAPITAL PLAZA Holding GmbH & Co. Singapur KG, Dusseldorf	..DEU	..NIA	ERGO Lebensversicherung Aktiengesellschaft, Hamburg	Ownership	..20.000	Munchener Ruckversicherung AG	
							CAPITAL PLAZA Holding GmbH & Co. Singapur KG, Dusseldorf	..DEU	..NIA	DKV Deutsche Krankenversicherung Aktiengesellschaft, Koln	Ownership	..10.000	Munchener Ruckversicherung AG	
							CAPITAL PLAZA Holding GmbH & Co. Singapur KG, Dusseldorf	..DEU	..NIA	CAPITAL PLAZA Holding GmbH, Dusseldorf	Other	..0.000	Munchener Ruckversicherung AG	
..0361	Munich RE Group	..90840	71-0295644				Capitol Life & Accident Insurance Co.	..AR	..IA	American Modern Insurance Group, Inc., Amelia, Ohio	Ownership	..100.000	Munchener Ruckversicherung AG	
							CJSIC European Travel Insurance, Moskau	..RUS	..IA	EUROPAISCHE Reiseversicherung Aktiengesellschaft, Munchen	Ownership	..100.000	Munchener Ruckversicherung AG	
							Compagnie Européenne d'Assurances, Nanterre	..FRA	..IA	EUROPAISCHE Reiseversicherung Aktiengesellschaft, Munchen	Ownership	..100.000	Munchener Ruckversicherung AG	
							Compania Europea de Seguros S.A., Madrid	..ESP	..IA	EUROPAISCHE Reiseversicherung Aktiengesellschaft, Munchen	Ownership	..100.000	Munchener Ruckversicherung AG	
							D.A.S. Defensa del Automovilista y de Siniestros - Internacional, S.A. de Seguros y Reaseguros, Barcelona	..ESP	..IA	D.A.S. Deutscher Automobil Schutz Allgemeine Rechtsschutz-Versicherungs-Aktiengesellschaft, Munchen	Ownership	..100.000	Munchener Ruckversicherung AG	
							D.A.S. Deutscher Automobil Schutz Allgemeine Rechtsschutz-Versicherungs-Aktiengesellschaft, Munchen	..DEU	..IA	ERGO Versicherung Aktiengesellschaft, Dusseldorf	Ownership	..75.600	Munchener Ruckversicherung AG	
							D.A.S. Deutscher Automobil Schutz Allgemeine Rechtsschutz-Versicherungs-Aktiengesellschaft, Munchen	..DEU	..IA	ERGO Versicherungsgruppe AG, Dusseldorf	Ownership	..24.400	Munchener Ruckversicherung AG	
							D.A.S. HELLAS Allgemeine Rechtsschutz-Versicherungs-AG, Athen	..GRC	..IA	D.A.S. Deutscher Automobil Schutz Allgemeine Rechtsschutz-Versicherungs-Aktiengesellschaft, Munchen	Ownership	..100.000	Munchener Ruckversicherung AG	
							D.A.S. Jogvédelmi Biztosító Részvénytársaság, Budapest	..HUN	..IA	D.A.S. Deutscher Automobil Schutz Allgemeine Rechtsschutz-Versicherungs-Aktiengesellschaft, Munchen	Ownership	..100.000	Munchener Ruckversicherung AG	
							D.A.S. Luxemburg Allgemeine Rechtsschutz-Versicherung S.A., Strassen	..LUX	..IA	D.A.S. Deutscher Automobil Schutz Allgemeine Rechtsschutz-Versicherungs-Aktiengesellschaft, Munchen	Ownership	..100.000	Munchener Ruckversicherung AG	
							D.A.S. Oigusbakulude Kindlustuse AS, Tallinn	..EST	..IA	D.A.S. Deutscher Automobil Schutz Allgemeine Rechtsschutz-Versicherungs-Aktiengesellschaft, Munchen	Ownership	..100.000	Munchener Ruckversicherung AG	
							D.A.S. Osterreichische Allgemeine Rechtsschutz-Versicherungs-Aktiengesellschaft, Wien	..AUT	..IA	D.A.S. Deutscher Automobil Schutz Allgemeine Rechtsschutz-Versicherungs-Aktiengesellschaft, Munchen	Ownership	..100.000	Munchener Ruckversicherung AG	

ANNUAL STATEMENT FOR THE YEAR 2012 OF THE American Modern Select Insurance Co.

SCHEDULE Y

PART 1A - DETAIL OF INSURANCE HOLDING COMPANY SYSTEM

1	2	3	4	5	6	7	8	9	10	11	12	13	14	15
Group Code	Group Name	NAIC Company Code	Federal ID Number	Federal RSSD	CIK	Name of Securities Exchange if Publicly Traded (U.S. or International)	Names of Parent, Subsidiaries Or Affiliates	Domiciliary Location	Relationship to Reporting Entity	Directly Controlled by (Name of Entity/Person)	Type of Control (Ownership, Board, Management, Attorney-in-Fact, Influence, Other)	If Control is Ownership Provide Percentage	Ultimate Controlling Entity(ies)/Person(s)	*
							D.A.S. poisťovna právnej ochrany, a.s., Bratislava	.SVK	IA	D.A.S. Deutscher Automobil Schutz Allgemeine Rechtsschutz-Versicherungs-Aktiengesellschaft, Munchen	Ownership	100.000	Munchener Ruckversicherung AG	
							D.A.S. poisťovna právnej ochrany, a.s., Prag	.CZE	IA	D.A.S. Deutscher Automobil Schutz Allgemeine Rechtsschutz-Versicherungs-Aktiengesellschaft, Munchen	Ownership	100.000	Munchener Ruckversicherung AG	
							D.A.S. Société anonyme belge d'assurances de Protection Juridique, Brussel	.BEL	IA	D.A.S. Deutscher Automobil Schutz Allgemeine Rechtsschutz-Versicherungs-Aktiengesellschaft, Munchen	Ownership	100.000	Munchener Ruckversicherung AG	
							D.A.S. Towarzystwo Ubezpieczen Ochrony Prawnej S.A., Warszawa	.POL	IA	D.A.S. Deutscher Automobil Schutz Allgemeine Rechtsschutz-Versicherungs-Aktiengesellschaft, Munchen	Ownership	100.000	Munchener Ruckversicherung AG	
							Daman Health Insurance - Qatar LLC, Doha, Qatar	.QAT	IA	Munich Health Daman Holding Ltd., Abu Dhabi	Ownership	100.000	Munchener Ruckversicherung AG	
							DAS Assistance Limited, Bristol	.GBR	NIA	DAS UK Holdings Limited, Bristol	Ownership	100.000	Munchener Ruckversicherung AG	
							DAS Holding N.V., Amsterdam	.NLD	NIA	D.A.S. Deutscher Automobil Schutz Allgemeine Rechtsschutz-Versicherungs-Aktiengesellschaft, Munchen	Ownership	50.000	Munchener Ruckversicherung AG	
							DAS Holding N.V., Amsterdam	.NLD	NIA	Stichting Aandelen Beheer D.A.S. Holding, Amsterdam	Ownership	1.000	Munchener Ruckversicherung AG	
							DAS Legal Expenses Insurance Co., Ltd., Seoul	.KOR	IA	D.A.S. Deutscher Automobil Schutz Allgemeine Rechtsschutz-Versicherungs-Aktiengesellschaft, Munchen	Ownership	100.000	Munchener Ruckversicherung AG	
							DAS Legal Expenses Insurance Company Limited, Bristol	.GBR	IA	DAS UK Holdings Limited, Bristol	Ownership	100.000	Munchener Ruckversicherung AG	
							DAS Legal Finance B.V., Amsterdam	.NLD	NIA	DAS Holding N.V., Amsterdam	Ownership	100.000	Munchener Ruckversicherung AG	
							DAS Legal Protection Insurance Company Ltd., Toronto	.CAN	IA	DAS UK Holdings Limited, Bristol	Ownership	51.000	Munchener Ruckversicherung AG	
							DAS Legal Protection Insurance Company Ltd., Toronto	.CAN	IA	D.A.S. Deutscher Automobil Schutz Allgemeine Rechtsschutz-Versicherungs-Aktiengesellschaft, Munchen	Ownership	49.000	Munchener Ruckversicherung AG	
							DAS LEGAL SERVICES LIMITED, Bristol	.GBR	NIA	DAS UK Holdings Limited, Bristol	Ownership	100.000	Munchener Ruckversicherung AG	
							DAS Nederlandse Rechtsbijstand Verzekeringmaatschappij N.V., Amsterdam	.NLD	IA	DAS Holding N.V., Amsterdam	Ownership	100.000	Munchener Ruckversicherung AG	
							DAS Rechtsschutz-Versicherungs-AG, Luzern	.CHE	IA	D.A.S. Deutscher Automobil Schutz Allgemeine Rechtsschutz-Versicherungs-Aktiengesellschaft, Munchen	Ownership	100.000	Munchener Ruckversicherung AG	
							DAS Services Limited, Bristol	.GBR	NIA	DAS UK Holdings Limited, Bristol	Ownership	100.000	Munchener Ruckversicherung AG	
							DAS Support B.V., Amsterdam	.NLD	NIA	DAS Holding N.V., Amsterdam	Ownership	100.000	Munchener Ruckversicherung AG	
							DAS UK Holdings Limited, Bristol	.GBR	NIA	D.A.S. Deutscher Automobil Schutz Allgemeine Rechtsschutz-Versicherungs-Aktiengesellschaft, Munchen	Ownership	100.000	Munchener Ruckversicherung AG	
							DKV BELGIUM S.A., Brussel	.BEL	IA	Munich Health Alpha GmbH, Munchen	Ownership	100.000	Munchener Ruckversicherung AG	
							DKV BELGIUM S.A., Brussel	.BEL	IA	Munich Health Holding AG, Munchen	Ownership	0.000	Munchener Ruckversicherung AG	
			98-0681814				DKV Deutsche Krankenversicherung Aktiengesellschaft, Koln	.DEU	IA	ERGO Versicherungsgruppe AG, Dusseldorf	Ownership	100.000	Munchener Ruckversicherung AG	
							DKV Globality S.A., Luxembourg	.LUX	IA	Munich Health Holding AG, Munchen	Ownership	100.000	Munchener Ruckversicherung AG	
							DKV Luxembourg S.A., Luxembourg	.LUX	IA	Munich Health Holding AG, Munchen	Ownership	75.000	Munchener Ruckversicherung AG	
							DKV Pflagedienste & Residenzen GmbH, Koln	.DEU	NIA	DKV Deutsche Krankenversicherung Aktiengesellschaft, Koln	Ownership	100.000	Munchener Ruckversicherung AG	

SCHEDULE Y

PART 1A - DETAIL OF INSURANCE HOLDING COMPANY SYSTEM

1	2	3	4	5	6	7	8	9	10	11	12	13	14	15
Group Code	Group Name	NAIC Company Code	Federal ID Number	Federal RSSD	CIK	Name of Securities Exchange if Publicly Traded (U.S. or International)	Names of Parent, Subsidiaries Or Affiliates	Domiciliary Location	Relationship to Reporting Entity	Directly Controlled by (Name of Entity/Person)	Type of Control (Ownership, Board, Management, Attorney-in-Fact, Influence, Other)	If Control is Ownership Provide Percentage	Ultimate Controlling Entity(ies)/Person(s)	*
			06-1413773				DKV Seguros y Reaseguros, Sociedad Anónima Española, Saragossa	ESP	IA	Munich Health Holding AG, Munchen The Hartford Steam Boiler Inspection and Insurance Company, Hartford, Connecticut	Ownership	100.000	Munchener Ruckversicherung AG	
							EIG, Co.	DE	NIA		Ownership	100.000	Munchener Ruckversicherung AG	
							Einzelanlage Hohenseefeld GmbH & Co KG, Bremen	DEU	NIA	MR RENT-Investment GmbH, Munchen	Ownership	100.000	Munchener Ruckversicherung AG	
							ERGO ASIGURARI DE VIATA SA, Bukarest	ROU	IA	ERGO Austria International AG, Wien	Ownership	100.000	Munchener Ruckversicherung AG	
							ERGO ASIGURARI DE VIATA SA, Bukarest	ROU	IA	ERGO International Aktiengesellschaft, Dusseldorf	Ownership	0.000	Munchener Ruckversicherung AG	
							ERGO Assicurazioni S.p.A., Mailand	ITA	IA	ERGO Italia S.p.A., Mailand	Ownership	100.000	Munchener Ruckversicherung AG	
							ERGO Austria International AG, Wien	AUT	NIA	ERGO International Aktiengesellschaft, Dusseldorf	Ownership	100.000	Munchener Ruckversicherung AG	
							ERGO DIREKT Krankenversicherung AG, Furth	DEU	IA	ERGO Versicherungsgruppe AG, Dusseldorf	Ownership	100.000	Munchener Ruckversicherung AG	
							ERGO DIREKT Lebensversicherung AG, Furth	DEU	IA	ERGO Versicherungsgruppe AG, Dusseldorf	Ownership	100.000	Munchener Ruckversicherung AG	
							ERGO Direkt Lebensversicherung AG, Schwechat	AUT	IA	ERGO DIREKT Lebensversicherung AG, Furth	Ownership	100.000	Munchener Ruckversicherung AG	
							ERGO DIREKT Versicherung AG, Furth	DEU	IA	ERGO Versicherungsgruppe AG, Dusseldorf	Ownership	100.000	Munchener Ruckversicherung AG	
							ERGO Élétbiztosító Zrt., Budapest	HUN	IA	ERGO Austria International AG, Wien	Ownership	100.000	Munchener Ruckversicherung AG	
							ERGO Elfte Beteiligungsgesellschaft mbH, Dusseldorf	DEU	NIA	ERGO Versicherungsgruppe AG, Dusseldorf	Ownership	100.000	Munchener Ruckversicherung AG	
							ERGO Emekliik ve Hayat A.S., Istanbul	TUR	IA	ERGO Grubu Holding A.S., Istanbul	Ownership	100.000	Munchener Ruckversicherung AG	
							ERGO Eurosolar GmbH & Co. KG, Nurnberg	DEU	NIA	DKV Deutsche Krankenversicherung Aktiengesellschaft, Koln	Ownership	50.000	Munchener Ruckversicherung AG	
							ERGO Eurosolar GmbH & Co. KG, Nurnberg	DEU	NIA	ERGO Insurance N.V., Brussel	Ownership	25.000	Munchener Ruckversicherung AG	
							ERGO Eurosolar GmbH & Co. KG, Nurnberg	DEU	NIA	Bank Austria Creditanstalt Versicherung AG, Wien	Ownership	25.000	Munchener Ruckversicherung AG	
							ERGO Eurosolar GmbH & Co. KG, Nurnberg	DEU	NIA	welivit New Energy GmbH, Furth	Other	0.000	Munchener Ruckversicherung AG	
							ERGO Eurosolar S.a.s. di welivit Solar Italia S.r.l., Bozen	ITA	NIA	ERGO Eurosolar GmbH & Co. KG, Nurnberg	Ownership	100.000	Munchener Ruckversicherung AG	
							ERGO Eurosolar S.a.s. di welivit Solar Italia S.r.l., Bozen	ITA	NIA	Welivit Solar Italia s.r.l., Bozen	Ownership	0.000	Munchener Ruckversicherung AG	
							ERGO Funds AS, Tallinn	EST	NIA	ERGO International Aktiengesellschaft, Dusseldorf	Ownership	46.100	Munchener Ruckversicherung AG	
							ERGO Funds AS, Tallinn	EST	NIA	ERGO Life Insurance SE, Vilnius	Ownership	44.500	Munchener Ruckversicherung AG	
							ERGO Funds AS, Tallinn	EST	NIA	ERGO Kindlustuse AS, Tallinn	Ownership	9.400	Munchener Ruckversicherung AG	
							ERGO General Insurance Company S.A., Athen	GRC	IA	ERGO International Aktiengesellschaft, Dusseldorf	Ownership	100.000	Munchener Ruckversicherung AG	
							ERGO General Insurance Company S.A., Athen	GRC	IA	ERGO Life Insurance Company S.A., Thessaloniki	Ownership	0.000	Munchener Ruckversicherung AG	
							ERGO Generales Seguros y Reaseguros, S.A., Madrid	ESP	IA	DKV Seguros y Reaseguros, Sociedad Anónima Española, Saragossa	Ownership	100.000	Munchener Ruckversicherung AG	
							ERGO Grubu Holding A.S., Istanbul	TUR	NIA	ERGO International Aktiengesellschaft, Dusseldorf	Ownership	100.000	Munchener Ruckversicherung AG	
							ERGO Grundstücksverwaltung GbR, Dusseldorf	DEU	NIA	ERGO Versicherung Aktiengesellschaft, Dusseldorf	Ownership	60.000	Munchener Ruckversicherung AG	
							ERGO Grundstücksverwaltung GbR, Dusseldorf	DEU	NIA	VICTORIA Lebensversicherung Aktiengesellschaft, Dusseldorf	Ownership	40.000	Munchener Ruckversicherung AG	
							ERGO Immobilien-GmbH 14.Victoria & Co. KG, Kreien	DEU	NIA	VICTORIA Lebensversicherung Aktiengesellschaft, Dusseldorf	Ownership	100.000	Munchener Ruckversicherung AG	

SCHEDULE Y
PART 1A - DETAIL OF INSURANCE HOLDING COMPANY SYSTEM

1	2	3	4	5	6	7	8	9	10	11	12	13	14	15
Group Code	Group Name	NAIC Company Code	Federal ID Number	Federal RSSD	CIK	Name of Securities Exchange if Publicly Traded (U.S. or International)	Names of Parent, Subsidiaries Or Affiliates	Domiciliary Location	Relationship to Reporting Entity	Directly Controlled by (Name of Entity/Person)	Type of Control (Ownership, Board, Management, Attorney-in-Fact, Influence, Other)	If Control is Ownership Provide Percentage	Ultimate Controlling Entity(ies)/Person(s)	*
							ERGO Immobilien-GmbH 14.Victoria & Co. KG, Kreien	.DEU	NIA	ERGO Immobilien-Verwaltungs-GmbH, Kreien	Other	0.000	Munchener Ruckversicherung AG	
							ERGO Immobilien-GmbH 5.Hamburg-Mannheimer & Co.KG, Kreien	.DEU	NIA	ERGO Lebensversicherung Aktiengesellschaft, Hamburg	Ownership	100.000	Munchener Ruckversicherung AG	
							ERGO Insurance N.V., Brussel	.BEL	IA	ERGO International Aktiengesellschaft, Dusseldorf	Ownership	100.000	Munchener Ruckversicherung AG	
							ERGO Insurance N.V., Brussel	.BEL	IA	ERGO Versicherungsgruppe AG, Dusseldorf	Ownership	0.000	Munchener Ruckversicherung AG	
							ERGO International Aktiengesellschaft, Dusseldorf	.DEU	NIA	ERGO Versicherungsgruppe AG, Dusseldorf	Ownership	100.000	Munchener Ruckversicherung AG	
							ERGO International Services GmbH, Dusseldorf	.DEU	NIA	ERGO Versicherungsgruppe AG, Dusseldorf	Ownership	100.000	Munchener Ruckversicherung AG	
							ERGO Invest SIA, Riga	.LVA	NIA	ERGO Life Insurance SE, Vilnius	Ownership	62.000	Munchener Ruckversicherung AG	
							ERGO Invest SIA, Riga	.LVA	NIA	ERGO Kindlustuse AS, Tallinn	Ownership	33.000	Munchener Ruckversicherung AG	
							ERGO Invest SIA, Riga	.LVA	NIA	ERGO Latvija Versicherung AG (ERGO Latvija Apdrošanas Akciju Sabiedriba), Riga	Ownership	5.000	Munchener Ruckversicherung AG	
							ERGO Italia Business Solutions S.c.r.l., Mailand	.ITA	NIA	ERGO Italia S.p.A., Mailand	Ownership	93.300	Munchener Ruckversicherung AG	
							ERGO Italia Business Solutions S.c.r.l., Mailand	.ITA	NIA	ERGO Assicurazioni S.p.A., Mailand	Ownership	4.400	Munchener Ruckversicherung AG	
							ERGO Italia Business Solutions S.c.r.l., Mailand	.ITA	NIA	ERGO Previdenza S.p.A., Mailand	Ownership	1.800	Munchener Ruckversicherung AG	
							ERGO Italia Business Solutions S.c.r.l., Mailand	.ITA	NIA	ERGO Italia Direct Network s.r.l., Mailand	Ownership	0.500	Munchener Ruckversicherung AG	
							ERGO Italia Direct Network s.r.l., Mailand	.ITA	NIA	ERGO Italia S.p.A., Mailand	Ownership	100.000	Munchener Ruckversicherung AG	
							ERGO Italia S.p.A., Mailand	.ITA	NIA	ERGO International Aktiengesellschaft, Dusseldorf	Ownership	100.000	Munchener Ruckversicherung AG	
							ERGO Kindlustuse AS, Tallinn	.EST	IA	ERGO International Aktiengesellschaft, Dusseldorf	Ownership	100.000	Munchener Ruckversicherung AG	
							ERGO Latvija Versicherung AG (ERGO Latvija Apdrošanas Akciju Sabiedriba), Riga	.LVA	IA	ERGO Kindlustuse AS, Tallinn	Ownership	100.000	Munchener Ruckversicherung AG	
			52-2175110				ERGO Lebensversicherung Aktiengesellschaft, Hamburg	.DEU	IA	ERGO Versicherungsgruppe AG, Dusseldorf	Ownership	100.000	Munchener Ruckversicherung AG	
							ERGO Life Insurance Company S.A., Thessaloniki	.GRC	IA	ERGO International Aktiengesellschaft, Dusseldorf	Ownership	96.900	Munchener Ruckversicherung AG	
							ERGO Life Insurance Company S.A., Thessaloniki	.GRC	IA	ERGO General Insurance Company S.A., Athen	Ownership	3.100	Munchener Ruckversicherung AG	
							ERGO Life Insurance SE, Vilnius	.LTU	IA	ERGO International Aktiengesellschaft, Dusseldorf	Ownership	100.000	Munchener Ruckversicherung AG	
							ERGO Neunte Beteiligungsgesellschaft mbH, Dusseldorf	.DEU	NIA	ERGO Versicherungsgruppe AG, Dusseldorf	Ownership	100.000	Munchener Ruckversicherung AG	
							ERGO osiguranje d.d, Zagreb	.HRV	IA	ERGO Austria International AG, Wien	Ownership	75.200	Munchener Ruckversicherung AG	
							ERGO osiguranje d.d, Zagreb	.HRV	IA	ERGO Versicherung Aktiengesellschaft, Wien	Ownership	24.800	Munchener Ruckversicherung AG	
							ERGO Partners N.V., Brussel	.BEL	NIA	ERGO Insurance N.V., Brussel	Ownership	100.000	Munchener Ruckversicherung AG	
							ERGO Partners N.V., Brussel	.BEL	NIA	ERGO International Aktiengesellschaft, Dusseldorf	Ownership	0.000	Munchener Ruckversicherung AG	
							ERGO Pensionsfonds Aktiengesellschaft, Dusseldorf	.DEU	IA	ERGO Versicherungsgruppe AG, Dusseldorf	Ownership	100.000	Munchener Ruckversicherung AG	
			98-0680951				ERGO Pensionskasse AG, Dusseldorf	.DEU	IA	ERGO Versicherungsgruppe AG, Dusseldorf	Ownership	100.000	Munchener Ruckversicherung AG	

SCHEDULE Y

PART 1A - DETAIL OF INSURANCE HOLDING COMPANY SYSTEM

1	2	3	4	5	6	7	8	9	10	11	12	13	14	15
Group Code	Group Name	NAIC Company Code	Federal ID Number	Federal RSSD	CIK	Name of Securities Exchange if Publicly Traded (U.S. or International)	Names of Parent, Subsidiaries Or Affiliates	Domiciliary Location	Relationship to Reporting Entity	Directly Controlled by (Name of Entity/Person)	Type of Control (Ownership, Board, Management, Attorney-in-Fact, Influence, Other)	If Control is Ownership Provide Percentage	Ultimate Controlling Entity(ies)/Person(s)	*
							ERGO pojišťovna, a.s., Prag	CZE	IA	ERGO Austria International AG, Wien	Ownership	75.900	Munchener Ruckversicherung AG	
							ERGO pojišťovna, a.s., Prag	CZE	IA	ERGO Versicherung Aktiengesellschaft, Wien	Ownership	24.100	Munchener Ruckversicherung AG	
							ERGO Previdenza S.p.A., Mailand	ITA	IA	ERGO Italia S.p.A., Mailand	Ownership	100.000	Munchener Ruckversicherung AG	
			98-0578962				ERGO Private Capital Gesundheit GmbH & Co. KG, Dusseldorf	DEU	NIA	DKV Deutsche Krankenversicherung Aktiengesellschaft, Koln	Ownership	100.000	Munchener Ruckversicherung AG	
			98-0578962				ERGO Private Capital Gesundheit GmbH & Co. KG, Dusseldorf	DEU	NIA	ERGO Private Capital GmbH, Dusseldorf	Other	0.000	Munchener Ruckversicherung AG	
			98-0567366				ERGO Private Capital Leben GmbH & Co. KG, Dusseldorf	DEU	NIA	ERGO Lebensversicherung Aktiengesellschaft, Hamburg	Ownership	72.000	Munchener Ruckversicherung AG	
			98-0567366				ERGO Private Capital Leben GmbH & Co. KG, Dusseldorf	DEU	NIA	VICTORIA Lebensversicherung Aktiengesellschaft, Dusseldorf	Ownership	23.500	Munchener Ruckversicherung AG	
			98-0567366				ERGO Private Capital Leben GmbH & Co. KG, Dusseldorf	DEU	NIA	ERGO Pensionskasse AG, Dusseldorf	Ownership	3.500	Munchener Ruckversicherung AG	
			98-0567366				ERGO Private Capital Leben GmbH & Co. KG, Dusseldorf	DEU	NIA	Hamburg-Mannheimer Pensionskasse AG, Hamburg	Ownership	1.000	Munchener Ruckversicherung AG	
			98-0567366				ERGO Private Capital Leben GmbH & Co. KG, Dusseldorf	DEU	NIA	ERGO Private Capital GmbH, Dusseldorf	Other	0.000	Munchener Ruckversicherung AG	
			98-0557021				ERGO Private Equity Gesundheit GmbH, Dusseldorf	DEU	NIA	DKV Deutsche Krankenversicherung Aktiengesellschaft, Koln	Ownership	100.000	Munchener Ruckversicherung AG	
			98-0557023				ERGO Private Equity Komposit GmbH, Dusseldorf	DEU	NIA	ERGO Versicherung Aktiengesellschaft, Dusseldorf	Ownership	80.000	Munchener Ruckversicherung AG	
			98-0557023				ERGO Private Equity Komposit GmbH, Dusseldorf	DEU	NIA	D.A.S. Deutscher Automobil Schutz Allgemeine Rechtsschutz-Versicherungs-Aktiengesellschaft, Munchen	Ownership	20.000	Munchener Ruckversicherung AG	
			98-0557024				ERGO Private Equity Leben GmbH, Dusseldorf	DEU	NIA	ERGO Lebensversicherung Aktiengesellschaft, Hamburg	Ownership	72.000	Munchener Ruckversicherung AG	
			98-0557024				ERGO Private Equity Leben GmbH, Dusseldorf	DEU	NIA	VICTORIA Lebensversicherung Aktiengesellschaft, Dusseldorf	Ownership	23.500	Munchener Ruckversicherung AG	
			98-0557024				ERGO Private Equity Leben GmbH, Dusseldorf	DEU	NIA	ERGO Pensionskasse AG, Dusseldorf	Ownership	3.500	Munchener Ruckversicherung AG	
			98-0557024				ERGO Private Equity Leben GmbH, Dusseldorf	DEU	NIA	Hamburg-Mannheimer Pensionskasse AG, Hamburg	Ownership	1.000	Munchener Ruckversicherung AG	
							ERGO RUSS Versicherung AG, St. Petersburg	RUS	IA	ERGO International Aktiengesellschaft, Dusseldorf	Ownership	95.500	Munchener Ruckversicherung AG	
							ERGO RUSS Versicherung AG, St. Petersburg	RUS	IA	Kapdom-Invest GmbH, Moskau	Ownership	4.500	Munchener Ruckversicherung AG	
							ERGO Shisn, Moskau	RUS	IA	ERGO International Aktiengesellschaft, Dusseldorf	Ownership	100.000	Munchener Ruckversicherung AG	
							ERGO SIGORTA A.S., Istanbul	TUR	IA	ERGO Grubu Holding A.S., Istanbul	Ownership	100.000	Munchener Ruckversicherung AG	
							ERGO Versicherung Aktiengesellschaft, Dusseldorf	DEU	IA	ERGO Versicherungsgruppe AG, Dusseldorf	Ownership	100.000	Munchener Ruckversicherung AG	
							ERGO Versicherung Aktiengesellschaft, Wien	AUT	IA	ERGO Austria International AG, Wien	Ownership	99.500	Munchener Ruckversicherung AG	
							ERGO Versicherung Aktiengesellschaft, Wien	AUT	IA	ERGO International Aktiengesellschaft, Dusseldorf	Ownership	0.500	Munchener Ruckversicherung AG	
							ERGO Versicherungsgruppe AG, Dusseldorf	DEU	NIA	Munchener Ruckversicherung AG, Munchen	Ownership	95.000	Munchener Ruckversicherung AG	
							ERGO Versicherungsgruppe AG, Dusseldorf	DEU	NIA	P.A.N. GmbH & Co. KG, Grunwald	Ownership	5.000	Munchener Ruckversicherung AG	
							ERGO Vida Seguros y Reaseguros, Sociedad Anónima, Saragossa	ESP	IA	DKV Seguros y Reaseguros, Sociedad Anónima Española, Saragossa	Ownership	100.000	Munchener Ruckversicherung AG	
							ERGO Zivljenjska zavarovalnica d. d., Ljubljana	SVN	IA	ERGO Austria International AG, Wien	Ownership	100.000	Munchener Ruckversicherung AG	

SCHEDULE Y

PART 1A - DETAIL OF INSURANCE HOLDING COMPANY SYSTEM

1	2	3	4	5	6	7	8	9	10	11	12	13	14	15
Group Code	Group Name	NAIC Company Code	Federal ID Number	Federal RSSD	CIK	Name of Securities Exchange if Publicly Traded (U.S. or International)	Names of Parent, Subsidiaries Or Affiliates	Domiciliary Location	Relationship to Reporting Entity	Directly Controlled by (Name of Entity/Person)	Type of Control (Ownership, Board, Management, Attorney-in-Fact, Influence, Other)	If Control is Ownership Provide Percentage	Ultimate Controlling Entity(ies)/Person(s)	*
							ERGO životná poisťovna, a. s., Bratislava	.SVK	IA	ERGO Austria International AG, Wien	Ownership	100.000	Munchener Ruckversicherung AG	
							ERGO Zivotno osiguranje d.d, Zagreb	.HRV	IA	ERGO Austria International AG, Wien	Ownership	75.200	Munchener Ruckversicherung AG	
							ERGO Zivotno osiguranje d.d, Zagreb	.HRV	IA	Wien	Ownership	24.800	Munchener Ruckversicherung AG	
							ERGO Zweite Beteiligungsgesellschaft mbH, Dusseldorf	.DEU	NIA	D.A.S. Deutscher Automobil Schutz Allgemeine Rechtsschutz-Versicherungs-Aktiengesellschaft, Munchen	Ownership	33.300	Munchener Ruckversicherung AG	
							ERGO Zweite Beteiligungsgesellschaft mbH, Dusseldorf	.DEU	NIA	ERGO Lebensversicherung Aktiengesellschaft, Hamburg	Ownership	33.300	Munchener Ruckversicherung AG	
							ERGO Zweite Beteiligungsgesellschaft mbH, Dusseldorf	.DEU	NIA	ERGO Versicherung Aktiengesellschaft, Dusseldorf	Ownership	33.300	Munchener Ruckversicherung AG	
							ERV Forsakringsaktiebolag (publ), Stockholm	.SWE	IA	European International Holding A/S, Kopenhagen	Ownership	100.000	Munchener Ruckversicherung AG	
							ERV pojišt'ovna, a.s., Prag	.CZE	IA	Europaeiske Rejseforsikring A/S, Kopenhagen	Ownership	75.000	Munchener Ruckversicherung AG	
							ERV pojišt'ovna, a.s., Prag	.CZE	IA	EUROPAISCHE Reiseversicherung Aktiengesellschaft, Munchen	Ownership	15.000	Munchener Ruckversicherung AG	
							Europaeiske Rejseforsikring A/S, Kopenhagen	.DNK	IA	European International Holding A/S, Kopenhagen	Ownership	100.000	Munchener Ruckversicherung AG	
							EUROPAISCHE Reiseversicherung Aktiengesellschaft, Munchen	.DEU	IA	ERGO Versicherungsgruppe AG, Dusseldorf	Ownership	100.000	Munchener Ruckversicherung AG	
							European International Holding A/S, Kopenhagen	.DNK	NIA	EUROPAISCHE Reiseversicherung Aktiengesellschaft, Munchen	Ownership	100.000	Munchener Ruckversicherung AG	
							Everything Legal Ltd., Bristol	.GBR	NIA	DAS UK Holdings Limited, Bristol	Ownership	100.000	Munchener Ruckversicherung AG	
							FAIRANCE GmbH, Dusseldorf	.DEU	NIA	ERGO Versicherungsgruppe AG, Dusseldorf	Ownership	100.000	Munchener Ruckversicherung AG	
0361	Munich RE Group	42722	43-1262602				First Marine Insurance Company	.MO	IA	American Modern Home Insurance Company, Amelia, Ohio	Ownership	100.000	Munchener Ruckversicherung AG	
							Flexitel Telefonservice GmbH, Berlin	.DEU	NIA	ERGO DIREKT Versicherung AG, Furth	Ownership	100.000	Munchener Ruckversicherung AG	
							FOTOUNO S.r.l., Turin	.ITA	NIA	MR RENT-Investment GmbH, Munchen	Ownership	100.000	Munchener Ruckversicherung AG	
							FOTOWATIO ITALIA GALATINA S.r.l., Turin	.ITA	NIA	MR RENT-Investment GmbH, Munchen	Ownership	100.000	Munchener Ruckversicherung AG	
							Geschlossene Aktiengesellschaft			EUROPAISCHE Reiseversicherung Aktiengesellschaft, Munchen	Ownership	100.000	Munchener Ruckversicherung AG	
							Europaische Reiseversicherung, Kiev	.UKR	IA	The Hartford Steam Boiler Inspection and Insurance Company, Hartford, Connecticut	Ownership	100.000	Munchener Ruckversicherung AG	
			06-1636726				Global Standards, LLC	.DE	NIA		Ownership	100.000	Munchener Ruckversicherung AG	
							Great Lakes Reinsurance (UK) Plc., London	.GBR	IA	Munchener Ruckversicherung AG, Munchen	Ownership	100.000	Munchener Ruckversicherung AG	
							Great Lakes Services Ltd., London	.GBR	NIA	Great Lakes Reinsurance (UK) Plc., London	Ownership	100.000	Munchener Ruckversicherung AG	
							Group Risk Services Limited, London	.GBR	NIA	Munich Re UK Services Limited, London	Ownership	100.000	Munchener Ruckversicherung AG	
							Groves, John & Westrup Limited, London	.GBR	NIA	Munich Re Holding Company (UK) Ltd., London	Ownership	100.000	Munchener Ruckversicherung AG	
			98-0680916				Hamburg-Mannheimer Pensionskasse AG, Hamburg	.DEU	IA	ERGO Versicherungsgruppe AG, Dusseldorf	Ownership	100.000	Munchener Ruckversicherung AG	
							Hartford Steam Boiler (M) Sdn. Bhd.	.MYS	NIA	The Hartford Steam Boiler Inspection and Insurance Company of Connecticut, Hartford, Connecticut	Ownership	100.000	Munchener Ruckversicherung AG	
							Hartford Steam Boiler (Singapore) PTE, Ltd.	.SGP	NIA	The Hartford Steam Boiler Inspection and Insurance Company of Connecticut, Hartford, Connecticut	Ownership	100.000	Munchener Ruckversicherung AG	
							Hartford Steam Boiler International India Pvt. Ltd.	.IND	NIA	Hartford Steam Boiler International-GmbH, Rheine	Ownership	100.000	Munchener Ruckversicherung AG	

SCHEDULE Y
PART 1A - DETAIL OF INSURANCE HOLDING COMPANY SYSTEM

1	2	3	4	5	6	7	8	9	10	11	12	13	14	15
Group Code	Group Name	NAIC Company Code	Federal ID Number	Federal RSSD	CIK	Name of Securities Exchange if Publicly Traded (U.S. or International)	Names of Parent, Subsidiaries Or Affiliates	Domiciliary Location	Relationship to Reporting Entity	Directly Controlled by (Name of Entity/Person)	Type of Control (Ownership, Board, Management, Attorney-in-Fact, Influence, Other)	If Control is Ownership Provide Percentage	Ultimate Controlling Entity(ies)/Person(s)	*
							Hartford Steam Boiler International-GmbH	DEU	NIA	The Hartford Steam Boiler Inspection and Insurance Company of Connecticut, Hartford, Connecticut	Ownership	100.000	Munchener Ruckversicherung AG	
			06-1497387				HMV GFKL Beteiligungs GmbH, Dusseldorf	DEU	NIA	ERG0 Versicherung Aktiengesellschaft, Dusseldorf	Ownership	100.000	Munchener Ruckversicherung AG	
							HSB Engineering Finance Corp	DEU	NIA	HSB Group, Inc., Dover, Delaware	Ownership	100.000	Munchener Ruckversicherung AG	
							HSB Engineering Insurance Limited	GBR	IA	EIG, Co., Wilmington, Delaware	Ownership	100.000	Munchener Ruckversicherung AG	
							HSB Engineering Insurance Services Limited	GBR	NIA	HSB Engineering Insurance Limited, London	Ownership	100.000	Munchener Ruckversicherung AG	
			13-4141052				HSB Group, Inc.	DEU	NIA	Munich American Holding Corporation, Wilmington, Delaware	Ownership	100.000	Munchener Ruckversicherung AG	
							HSB Japan KK	JPN	NIA	Global Standards LLC, Dover, Delaware	Ownership	100.000	Munchener Ruckversicherung AG	
			62-0974339				HSB Professional Loss Control, Inc.	TN	NIA	The Hartford Steam Boiler Inspection and Insurance Company, Hartford, Connecticut	Ownership	100.000	Munchener Ruckversicherung AG	
			54-2013079				HSB Solomon Associates LLC	DEU	NIA	The Hartford Steam Boiler Inspection and Insurance Company, Hartford, Connecticut	Ownership	100.000	Munchener Ruckversicherung AG	
0361	Munich RE Group	14438	45-5518320				HSB Specialty Insurance Company, Hartford, CT	CT	IA	The Hartford Steam Boiler Inspection and Insurance Company, Hartford, Connecticut	Ownership	100.000	Munchener Ruckversicherung AG	
			71-0567545				HSB Technical Consulting & Service (Shanghai) Company, Ltd.	CHN	NIA	The Hartford Steam Boiler Inspection and Insurance Company of Connecticut, Hartford, Connecticut	Ownership	100.000	Munchener Ruckversicherung AG	
							Hyneman Life Corp.	AR	NIA	American Modern Insurance Group, Inc., Amelia, Ohio	Ownership	100.000	Munchener Ruckversicherung AG	
							IDEENKAPITAL Financial Engineering GmbH, Dusseldorf	DEU	NIA	IDEENKAPITAL GmbH, Dusseldorf	Ownership	100.000	Munchener Ruckversicherung AG	
							IDEENKAPITAL Financial Service GmbH, Dusseldorf	DEU	NIA	IDEENKAPITAL GmbH, Dusseldorf	Ownership	100.000	Munchener Ruckversicherung AG	
							IDEENKAPITAL GmbH, Dusseldorf	DEU	NIA	ERG0 Versicherungsgruppe AG, Dusseldorf	Ownership	100.000	Munchener Ruckversicherung AG	
							IDEENKAPITAL Media Finance GmbH, Dusseldorf	DEU	NIA	IDEENKAPITAL GmbH, Dusseldorf	Ownership	50.100	Munchener Ruckversicherung AG	
							IDEENKAPITAL Metropolen Europa GmbH & Co. KG, Dusseldorf	DEU	NIA	IK Premium Fonds GmbH & Co. KG, Dusseldorf	Ownership	72.300	Munchener Ruckversicherung AG	
							IDEENKAPITAL Metropolen Europa GmbH & Co. KG, Dusseldorf	DEU	NIA	IK Property Treuhand GmbH, Dusseldorf	Ownership	0.000	Munchener Ruckversicherung AG	
							IDEENKAPITAL Metropolen Europa GmbH & Co. KG, Dusseldorf	DEU	NIA	IK FE Fonds Management GmbH, Dusseldorf	Ownership	0.000	Munchener Ruckversicherung AG	
							IK Einkauf Objekt Eins gmbH & Co. KG, Dusseldorf	DEU	NIA	IK Einkaufsmarkte Deutschland GmbH & Co. KG, Dusseldorf	Ownership	94.000	Munchener Ruckversicherung AG	
							IK Einkauf Objekt Eins gmbH & Co. KG, Dusseldorf	DEU	NIA	IK Einkauf Objektmanagement GmbH, Dusseldorf	Ownership	6.000	Munchener Ruckversicherung AG	
							IK Einkauf Objekt Eins gmbH & Co. KG, Dusseldorf	DEU	NIA	IK Einkauf Objektverwaltungsgesellschaft mbH, Dusseldorf	Other	0.000	Munchener Ruckversicherung AG	
							IK Einkauf Objektmanagement GmbH, Dusseldorf	DEU	NIA	IK Einkaufsmarkte Deutschland GmbH & Co. KG, Dusseldorf	Ownership	94.000	Munchener Ruckversicherung AG	
							IK Einkauf Objektmanagement GmbH, Dusseldorf	DEU	NIA	IDEENKAPITAL Financial Engineering GmbH, Dusseldorf	Ownership	6.000	Munchener Ruckversicherung AG	
							IK Einkaufsmarkte Deutschland GmbH & Co. KG, Dusseldorf	DEU	NIA	IK Premium Fonds GmbH & Co. KG, Dusseldorf	Ownership	52.000	Munchener Ruckversicherung AG	

SCHEDULE Y
PART 1A - DETAIL OF INSURANCE HOLDING COMPANY SYSTEM

1	2	3	4	5	6	7	8	9	10	11	12	13	14	15
Group Code	Group Name	NAIC Company Code	Federal ID Number	Federal RSSD	CIK	Name of Securities Exchange if Publicly Traded (U.S. or International)	Names of Parent, Subsidiaries Or Affiliates	Domiciliary Location	Relationship to Reporting Entity	Directly Controlled by (Name of Entity/Person)	Type of Control (Ownership, Board, Management, Attorney-in-Fact, Influence, Other)	If Control is Ownership Provide Percentage	Ultimate Controlling Entity(ies)/Person(s)	*
							IK Einkaufsmärkte Deutschland GmbH & Co. KG, Dusseldorf	.DEU	NIA	IK Property Treuhander GmbH, Dusseldorf	Ownership	0.000	Munchener Ruckversicherung AG	
							IK Einkaufsmärkte Deutschland GmbH & Co. KG, Dusseldorf	.DEU	NIA	IK FE Fonds Management GmbH, Dusseldorf	Ownership	0.000	Munchener Ruckversicherung AG	
							IK Premium Fonds GmbH & Co. KG, Dusseldorf	.DEU	NIA	IDEENKAPITAL GmbH, Dusseldorf	Ownership	100.000	Munchener Ruckversicherung AG	
							IK Premium Fonds zwei GmbH & Co. KG, Dusseldorf	.DEU	NIA	IDEENKAPITAL GmbH, Dusseldorf	Ownership	100.000	Munchener Ruckversicherung AG	
							IKFE Properties I AG, Zurich	.CHE	NIA	IK Premium Fonds GmbH & Co. KG, Dusseldorf	Ownership	63.600	Munchener Ruckversicherung AG	
							IRIS Capital Fund II German Investors GmbH & Co. KG, Dusseldorf	.DEU	NIA	ERGO Private Equity Leben GmbH, Dusseldorf	Ownership	70.000	Munchener Ruckversicherung AG	
							IRIS Capital Fund II German Investors GmbH & Co. KG, Dusseldorf	.DEU	NIA	ERGO Private Equity Komposit GmbH, Dusseldorf	Ownership	15.700	Munchener Ruckversicherung AG	
							ITERGO Informationstechnologie GmbH, Dusseldorf	.DEU	NIA	ERGO Versicherungsgruppe AG, Dusseldorf	Ownership	100.000	Munchener Ruckversicherung AG	
							Itus Verwaltungs AG, Grunwald	.DEU	NIA	Munchener Ruckversicherung AG, Munchen	Ownership	100.000	Munchener Ruckversicherung AG	
							Joint Stock Insurance Company ERGO, Minsk	.BLR	IA	ADB ERGO Lietuva, Vilnius	Ownership	30.800	Munchener Ruckversicherung AG	
							Joint Stock Insurance Company ERGO, Minsk	.BLR	IA	ERGO International Aktiengesellschaft, Dusseldorf	Ownership	30.800	Munchener Ruckversicherung AG	
							Joint Stock Insurance Company ERGO, Minsk	.BLR	IA	ERGO Kindlustuse AS, Tallinn	Ownership	30.800	Munchener Ruckversicherung AG	
							Jordan Health Cost Management Services W.L.L., Amman	.JOR	NIA	MedNet Holding GmbH, Munchen	Ownership	100.000	Munchener Ruckversicherung AG	
							K & P Pflegezentrum IMMAC Uelzen			IK Premium Fonds GmbH & Co. KG, Dusseldorf	Ownership	84.800	Munchener Ruckversicherung AG	
							Renditefonds GmbH & Co. KG, Dusseldorf	.DEU	NIA	Dusseldorf	Ownership	84.800	Munchener Ruckversicherung AG	
							K & P Pflegezentrum IMMAC Uelzen			IK FE Fonds Management GmbH, Dusseldorf	Ownership	0.000	Munchener Ruckversicherung AG	
							Renditefonds GmbH & Co. KG, Dusseldorf	.DEU	NIA	Munchener Ruckversicherung AG, Munchen	Ownership	100.000	Munchener Ruckversicherung AG	
							KA Koln Assekuranz Agentur GmbH, Koln	.DEU	NIA	ERGO Versicherungsgruppe AG, Dusseldorf	Ownership	100.000	Munchener Ruckversicherung AG	
							Kapdom-Invest GmbH, Moskau	.RUS	NIA		Ownership	100.000	Munchener Ruckversicherung AG	
							Landelijke Associatie van Gerechtsdeurwaarders B.V., Groningen	.NLD	NIA	DAS Legal Finance B.V., Amsterdam	Ownership	89.800	Munchener Ruckversicherung AG	
							LAVG Associatie van Gerechtsdeurwaarders Zuid Holding B.V., Breda	.NLD	NIA	DAS Legal Finance B.V., Amsterdam	Ownership	80.000	Munchener Ruckversicherung AG	
							LEGAL AG, Munchen	.DEU	NIA	D.A.S. Deutscher Automobil Schutz Allgemeine Rechtsschutz-Versicherungs-Aktiengesellschaft, Munchen	Ownership	99.000	Munchener Ruckversicherung AG	
							LEGAL AG, Munchen	.DEU	NIA	ERGO Versicherung Aktiengesellschaft, Dusseldorf	Ownership	1.000	Munchener Ruckversicherung AG	
			04-3075657				LifePlans LTC Services, Inc.	.MA	NIA	Munich Atlanta Financial Corporation, Atlanta, Georgia	Ownership	100.000	Munchener Ruckversicherung AG	
			04-2925808				LifePlans, Inc.	.CAN	NIA	LifePlans Inc., Waltham, Massachusetts	Ownership	100.000	Munchener Ruckversicherung AG	
							Lloyd's Modern Corp.	.TX	NIA	American Modern Insurance Group, Inc., Amelia, Ohio	Ownership	100.000	Munchener Ruckversicherung AG	
			31-1056196				Longial GmbH, Dusseldorf	.DEU	NIA	ERGO Versicherungsgruppe AG, Dusseldorf	Ownership	100.000	Munchener Ruckversicherung AG	
							m:editerran POWER GmbH & Co. KG, Nurnberg	.DEU	NIA	ERGO DIREKT Lebensversicherung AG, Furth	Ownership	100.000	Munchener Ruckversicherung AG	
							MAGAZ FOTOVOLTAICA, S.L.U., Alcobendas	.ESP	NIA	MR RENT-Investment GmbH, Munchen	Ownership	100.000	Munchener Ruckversicherung AG	
							Marina Salud S.A., Alicante	.ESP	NIA	DKV Seguros y Reaseguros, Sociedad Anónima Española, Saragossa	Ownership	65.000	Munchener Ruckversicherung AG	
							Marina Sp.z.o.o., Sopot	.POL	NIA	Sopockie Towarzystwo Ubezpieczen Ergo Hestia Spolka Akcyjna, Sopot	Ownership	100.000	Munchener Ruckversicherung AG	

SCHEDULE Y
PART 1A - DETAIL OF INSURANCE HOLDING COMPANY SYSTEM

1	2	3	4	5	6	7	8	9	10	11	12	13	14	15
Group Code	Group Name	NAIC Company Code	Federal ID Number	Federal RSSD	CIK	Name of Securities Exchange if Publicly Traded (U.S. or International)	Names of Parent, Subsidiaries Or Affiliates	Domiciliary Location	Relationship to Reporting Entity	Directly Controlled by (Name of Entity/Person)	Type of Control (Ownership, Board, Management, Attorney-in-Fact, Influence, Other)	If Control is Ownership Provide Percentage	Ultimate Controlling Entity(ies)/Person(s)	*
							MEAG Cash Management GmbH, Munchen	DEU	NIA	Munchener Ruckversicherung AG, Munchen	Ownership	60.000	Munchener Ruckversicherung AG	
							MEAG Cash Management GmbH, Munchen	DEU	NIA	ERGO Versicherungsgruppe AG, Dusseldorf	Ownership	40.000	Munchener Ruckversicherung AG	
							MEAG MUNICH ERGO AssetManagement GmbH, Munchen	DEU	NIA	Munchener Ruckversicherung AG, Munchen	Ownership	60.000	Munchener Ruckversicherung AG	
					0001142433		MEAG MUNICH ERGO AssetManagement GmbH, Munchen	DEU	NIA	ERGO Versicherungsgruppe AG, Dusseldorf	Ownership	40.000	Munchener Ruckversicherung AG	
							MEAG MUNICH ERGO Kapitalanlagegesellschaft mbH, Munchen	DEU	NIA	Munchener Ruckversicherung AG, Munchen	Ownership	100.000	Munchener Ruckversicherung AG	
			06-1398157		0001120014		MEAG NY Corporation	DE	NIA	Munich American Holding Corporation, Wilmington, Delaware	Ownership	100.000	Munchener Ruckversicherung AG	
							MEAG US Real Estate Management Holdings, Inc., Wilmington DE	DE	NIA	MEAG MUNICH ERGO AssetManagement GmbH, Munchen	Ownership	100.000	Munchener Ruckversicherung AG	
							MedNet Bahrain W.L.L., Bahrain	BHR	NIA	MedNet Holding GmbH, Munchen	Ownership	100.000	Munchener Ruckversicherung AG	
							MedNet Greece S.A., Athen	GPC	NIA	MedNet Holding GmbH, Munchen	Ownership	78.100	Munchener Ruckversicherung AG	
							MedNet Holding GmbH, Munchen	DEU	NIA	Munchener Ruckversicherung AG, Munchen	Ownership	100.000	Munchener Ruckversicherung AG	
							MedNet International Ltd., Nicosia	CYP	NIA	MedNet Holding GmbH, Munchen	Ownership	100.000	Munchener Ruckversicherung AG	
							MedNet Saudi Arabia LLC, Riyadh	SAU	NIA	MedNet Holding GmbH, Munchen	Ownership	100.000	Munchener Ruckversicherung AG	
							MedNet UAE FZ L.L.C., Dubai	ARE	NIA	MedNet Holding GmbH, Munchen	Ownership	100.000	Munchener Ruckversicherung AG	
							Merkur Grundstücks- und Beteiligungs-Gesellschaft mit beschränkter Haftung, Dusseldorf	DEU	NIA	ERGO Versicherung Aktiengesellschaft, Dusseldorf	Ownership	100.000	Munchener Ruckversicherung AG	
			31-0626204				Midland-Guardian Co.	OH	NIA	The Midland Company, Cincinnati, Ohio	Ownership	100.000	Munchener Ruckversicherung AG	
			59-6066315				Midwest Enterprises, Inc.	FL	NIA	American Modern Insurance Group, Inc., Amelia, Ohio	Ownership	100.000	Munchener Ruckversicherung AG	
0361	Munich RE Group	88226	31-0920421				Modern Life Insurance Co. of Arizona, Inc.	AZ	IA	American Western Home Insurance Company, Oklahoma City, Oklahoma	Ownership	100.000	Munchener Ruckversicherung AG	
			98-0557018				MR Beteiligungen 1. GmbH, Munchen	DEU	NIA	Munchener Ruckversicherung AG, Munchen	Ownership	100.000	Munchener Ruckversicherung AG	
			98-0557018				MR Beteiligungen 18. GmbH & Co. Immobilien KG, Grunwald	DEU	NIA	Munchener Ruckversicherung AG, Munchen	Ownership	100.000	Munchener Ruckversicherung AG	
			98-0557018				MR Beteiligungen 18. GmbH & Co. Immobilien KG, Grunwald	DEU	NIA	MR Beteiligungen 18. GmbH, Grunwald	Other	0.000	Munchener Ruckversicherung AG	
			98-0557018				MR Beteiligungen 19. GmbH, Munchen	DEU	NIA	Munchener Ruckversicherung AG, Munchen	Ownership	100.000	Munchener Ruckversicherung AG	
			98-0557018				MR Beteiligungen 2. EUR AG & Co. KG, Grunwald	DEU	NIA	Munchener Ruckversicherung AG, Munchen	Ownership	100.000	Munchener Ruckversicherung AG	
			98-0557018				MR Beteiligungen 3. EUR AG & Co. KG, Grunwald	DEU	NIA	Munchener Ruckversicherung AG, Munchen	Ownership	100.000	Munchener Ruckversicherung AG	
			98-0557018				MR Beteiligungen EUR AG & Co. KG, Grunwald	DEU	NIA	Munchener Ruckversicherung AG, Munchen	Ownership	100.000	Munchener Ruckversicherung AG	
			98-0557018				MR Beteiligungen GBP AG & Co. KG, Grunwald	DEU	NIA	Munchener Ruckversicherung AG, Munchen	Ownership	100.000	Munchener Ruckversicherung AG	
			98-0557018				MR Beteiligungen USD AG & Co. KG, Grunwald	DEU	NIA	Munchener Ruckversicherung AG, Munchen	Ownership	100.000	Munchener Ruckversicherung AG	
			98-1057899				MR Infrastructure Investment GmbH, Grunwald	DEU	NIA	Munchener Ruckversicherung AG, Munchen	Ownership	100.000	Munchener Ruckversicherung AG	
			98-0698711				MR RENT UK Investment Limited, London	GBR	NIA	MR RENT-Investment GmbH, Munchen	Ownership	100.000	Munchener Ruckversicherung AG	
							MR RENT-Investment GmbH, Munchen	DEU	NIA	Munchener Ruckversicherung AG, Munchen	Ownership	100.000	Munchener Ruckversicherung AG	
							MR Solar GmbH & Co. KG, Nurnberg	DEU	NIA	Munchener Ruckversicherung AG, Munchen	Ownership	99.800	Munchener Ruckversicherung AG	
							MR Solar GmbH & Co. KG, Nurnberg	DEU	NIA	welivit AG, Nurnberg	Ownership	0.200	Munchener Ruckversicherung AG	
							MR SOLAR SAS DER WELIVIT SOLAR ITALIA SRL, Bozen	ITA	NIA	MR Solar GmbH & Co. KG, Nurnberg	Ownership	100.000	Munchener Ruckversicherung AG	

SCHEDULE Y
PART 1A - DETAIL OF INSURANCE HOLDING COMPANY SYSTEM

1	2	3	4	5	6	7	8	9	10	11	12	13	14	15
Group Code	Group Name	NAIC Company Code	Federal ID Number	Federal RSSD	CIK	Name of Securities Exchange if Publicly Traded (U.S. or International)	Names of Parent, Subsidiaries Or Affiliates	Domiciliary Location	Relationship to Reporting Entity	Directly Controlled by (Name of Entity/Person)	Type of Control (Ownership, Board, Management, Attorney-in-Fact, Influence, Other)	If Control is Ownership Provide Percentage	Ultimate Controlling Entity(ies)/Person(s)	*
							MR SOLAR SAS DER WELIVIT SOLAR ITALIA SRL, Bozen	ITA	NIA	Welivit Solar Italia s.r.l., Bozen	Ownership	0.000	Munchener Ruckversicherung AG	
							MSP Underwriting Ltd., London	GBR	NIA	Munchener Ruckversicherung AG, Munchen	Ownership	100.000	Munchener Ruckversicherung AG	
							MTU Moje Towarzystwo Ubezpieczeniowe S. A., Sopot	POL	IA	Sopockie Towarzystwo Ubezpieczen Ergo Hestia Spolka Akcyjna, Sopot	Ownership	100.000	Munchener Ruckversicherung AG	
			22-3753262	4362890			Munch-American Holding Corporation	DE	NIA	Munchener Ruckversicherung AG, Munchen	Ownership	100.000	Munchener Ruckversicherung AG	
0361	Munich RE Group	14174	45-3809841				Munich American Life Reinsurance Company	GA	IA	Munich American Reassurance Company, Atlanta, Georgia	Ownership	100.000	Munchener Ruckversicherung AG	
0361	Munich RE Group	66346	58-0828824				Munich American Reassurance Company	GA	IA	Munich American Holding Corporation, Wilmington, Delaware	Ownership	100.000	Munchener Ruckversicherung AG	
			51-0264311				Munich Atlanta Financial Corporation	GA	NIA	Munich American Reassurance Company, Atlanta, Georgia	Ownership	100.000	Munchener Ruckversicherung AG	
							Munich Health Alpha GmbH, Munchen	DEU	NIA	Munich Health Holding AG, Munchen	Ownership	100.000	Munchener Ruckversicherung AG	
							Munich Health Daman Holding Ltd., Abu Dhabi	ARE	NIA	Munich Health Holding AG, Munchen	Ownership	51.000	Munchener Ruckversicherung AG	
							Munich Health Holding AG, Munchen	DEU	NIA	Munchener Ruckversicherung AG, Munchen	Ownership	100.000	Munchener Ruckversicherung AG	
			54-2165277				Munich Health North America, Inc	DE	NIA	Munich American Holding Corporation, Wilmington, Delaware	Ownership	100.000	Munchener Ruckversicherung AG	
							Munich Holdings Ltd., Toronto	CAN	NIA	Munchener Ruckversicherung AG, Munchen	Ownership	100.000	Munchener Ruckversicherung AG	
							Munich Holdings of Australasia Pty. Ltd., Sydney	AUS	NIA	Munchener Ruckversicherung AG, Munchen	Ownership	100.000	Munchener Ruckversicherung AG	
							Munich Life Management Corporation Ltd., Toronto	CAN	NIA	Munich Holdings Ltd., Toronto	Ownership	100.000	Munchener Ruckversicherung AG	
							Munich Mauritius Reinsurance Co. Ltd., Port Louis	MUS	IA	Munich Reinsurance Company of Africa Ltd, Johannesburg	Ownership	100.000	Munchener Ruckversicherung AG	
			13-3672116				Munich Re America Corporation	DE	NIA	Munich American Holding Corporation, Wilmington, Delaware	Ownership	100.000	Munchener Ruckversicherung AG	
			13-3069874				Munich Re America Services, Inc	DE	NIA	Munich American Holding Corporation, Wilmington, Delaware	Ownership	100.000	Munchener Ruckversicherung AG	
							Munich Re Automation Solutions Limited, Dublin	JRL	NIA	Munich Re UK Services Limited, London	Ownership	100.000	Munchener Ruckversicherung AG	
							Munich Re Capital Limited, London	GBR	NIA	Munich Re Holding Company (UK) Ltd., London	Ownership	100.000	Munchener Ruckversicherung AG	
			52-2108519				Munich Re Capital Markets New York, Inc	DE	NIA	Munich American Holding Corporation, Wilmington, Delaware	Ownership	100.000	Munchener Ruckversicherung AG	
							Munich Re do Brasil Resseguradora S.A., Sao Paulo	BRA	IA	Munchener Ruckversicherung AG, Munchen	Ownership	100.000	Munchener Ruckversicherung AG	
							Munich Re Holding Company (UK) Ltd., London	GBR	NIA	Munchener Ruckversicherung AG, Munchen	Ownership	100.000	Munchener Ruckversicherung AG	
							Munich Re of Malta Holding Limited, Ta' Xbiex	MLT	NIA	Munchener Ruckversicherung AG, Munchen	Ownership	100.000	Munchener Ruckversicherung AG	
							Munich Re of Malta Holding Limited, Ta' Xbiex	MLT	NIA	MunichFinancialGroup GmbH, Munchen	Ownership	0.000	Munchener Ruckversicherung AG	
							Munich Re of Malta p.l.c., Ta' Xbiex	MLT	IA	Munich Re of Malta Holding Limited, Ta' Xbiex	Ownership	100.000	Munchener Ruckversicherung AG	
							Munich Re of Malta p.l.c., Ta' Xbiex	MLT	IA	MunichFinancialGroup GmbH, Munchen	Ownership	0.000	Munchener Ruckversicherung AG	
			65-0644164				Munich Re Stop Loss, Inc	DE	NIA	Munich Health North America, Inc., Wilmington, Delaware	Ownership	100.000	Munchener Ruckversicherung AG	
							Munich Re UK Services Limited, London	GBR	NIA	Munchener Ruckversicherung AG, Munchen	Ownership	100.000	Munchener Ruckversicherung AG	
							Munich Re Underwriting Limited, London	GBR	NIA	Munich Re Holding Company (UK) Ltd., London	Ownership	100.000	Munchener Ruckversicherung AG	

98.10

SCHEDULE Y
PART 1A - DETAIL OF INSURANCE HOLDING COMPANY SYSTEM

1	2	3	4	5	6	7	8	9	10	11	12	13	14	15
Group Code	Group Name	NAIC Company Code	Federal ID Number	Federal RSSD	CIK	Name of Securities Exchange if Publicly Traded (U.S. or International)	Names of Parent, Subsidiaries Or Affiliates	Domiciliary Location	Relationship to Reporting Entity	Directly Controlled by (Name of Entity/Person)	Type of Control (Ownership, Board, Management, Attorney-in-Fact, Influence, Other)	If Control is Ownership Provide Percentage	Ultimate Controlling Entity(ies)/Person(s)	*
...0361	Munich RE Group	10227	13-4924125	3057537			Munich Reinsurance America, Inc.	..DE	..IA	Munich Re America Corporation, Wilmington, Delaware	Ownership	100.000	Munchener Ruckversicherung AG	
							Munich Reinsurance Company of Africa Ltd, Johannesburg	..ZAF	..IA	Munchener Ruckversicherung AG, Munchen	Ownership	100.000	Munchener Ruckversicherung AG	
			AA-1931000				Munich Reinsurance Company of Australasia Ltd, Sydney	..AUS	..IA	Munich Holdings of Australasia Pty. Ltd., Sydney	Ownership	100.000	Munchener Ruckversicherung AG	
			AA-1560600				Munich Reinsurance Company of Canada, Toronto	..CAN	..IA	Munich Holdings Ltd., Toronto	Ownership	100.000	Munchener Ruckversicherung AG	
							Munichre General Services Limited, London	..GBR	..NIA	Munchener Ruckversicherung AG, Munchen	Ownership	100.000	Munchener Ruckversicherung AG	
							Munichre New Zealand Service Ltd., Auckland	..NZL	..NIA	Munich Holdings of Australasia Pty. Ltd., Sydney	Ownership	100.000	Munchener Ruckversicherung AG	
							N.M.U. (Holdings) Limited, Leeds	..GBR	..NIA	NMU Group Limited, London	Ownership	100.000	Munchener Ruckversicherung AG	
							Neckermann Lebensversicherung AG, Furth	..DEU	..IA	ERGO Versicherungsgruppe AG, Dusseldorf	Ownership	100.000	Munchener Ruckversicherung AG	
							Neckermann Versicherung AG, Nurnberg	..DEU	..IA	ERGO Versicherungsgruppe AG, Dusseldorf	Ownership	100.000	Munchener Ruckversicherung AG	
							New Reinsurance Company Ltd., Zurich	..CHE	..IA	Munchener Ruckversicherung AG, Munchen	Ownership	100.000	Munchener Ruckversicherung AG	
							Nightingale Legal Services Ltd., Bristol	..GBR	..NIA	Amicus Legal Ltd., Bristol	Ownership	100.000	Munchener Ruckversicherung AG	
							NMU Group Limited, London	..GBR	..NIA	Munich Re Holding Company (UK) Ltd., London	Ownership	100.000	Munchener Ruckversicherung AG	
							Northern Marine Underwriters Limited, Leeds	..GBR	..NIA	N.M.U. (Holdings) Limited, Leeds	Ownership	100.000	Munchener Ruckversicherung AG	
			91-1599329				Olympic Health Management Services, Inc.	..WA	..NIA	Olympic Health Management Systems, Inc., Atlanta, GA	Ownership	100.000	Munchener Ruckversicherung AG	
			91-1500758				Olympic Health Management Systems, Inc.	..WA	..NIA	Sterling Life Insurance Company, Atlanta	Ownership	100.000	Munchener Ruckversicherung AG	
							P.A.N. GmbH & Co. KG, Grunwald	..DEU	..NIA	Munchener Ruckversicherung AG, Munchen	Ownership	99.000	Munchener Ruckversicherung AG	
							Princeton Eagle Holding (Bermuda), Ltd.	..BMU	..NIA	Munich Re America Corporation, Wilmington, Delaware	Ownership	100.000	Munchener Ruckversicherung AG	
							Princeton Eagle Insurance Company, Ltd.	..BMU	..IA	Princeton Eagle Holding (Bermuda) Limited, Hamilton, Bermuda	Ownership	100.000	Munchener Ruckversicherung AG	
			95-4551801				Princeton Eagle West (Holding), Inc.	..DE	..NIA	Munich Re America Corporation, Wilmington, Delaware	Ownership	100.000	Munchener Ruckversicherung AG	
...0361	Munich RE Group		98-0157330				Princeton Eagle West Insurance Co., Ltd.	..BMU	..IA	Princeton Eagle West (Holding) Inc., Wilmington, Delaware	Ownership	100.000	Munchener Ruckversicherung AG	
							Proserpina Vermögensverwaltungsges. mbH, Munchen	..DEU	..NIA	Itus Verwaltungs AG, Grunwald	Ownership	100.000	Munchener Ruckversicherung AG	
							Queensley Holdings Limited, Singapur	..SGP	..NIA	CAPITAL PLAZA Holding GmbH & Co. Singapur KG, Dusseldorf	Ownership	100.000	Munchener Ruckversicherung AG	
							Renaissance Hotel Realbesitz GmbH, Wien	..AUT	..NIA	Union Beteiligungsholding GmbH, Wien	Ownership	50.000	Munchener Ruckversicherung AG	
							Renaissance Hotel Realbesitz GmbH, Wien	..AUT	..NIA	Bank Austria Creditanstalt Versicherung AG, Wien	Ownership	10.000	Munchener Ruckversicherung AG	
							Roanoke International Brokers Limited, London	..GBR	..NIA	Munich Re Holding Company (UK) Ltd., London	Ownership	100.000	Munchener Ruckversicherung AG	
							Roanoke Real Estate Holdings Inc., Schaumburg, Illinois	..US	..NIA	The Roanoke Companies Inc., Schaumburg, Illinois	Ownership	100.000	Munchener Ruckversicherung AG	
							Roanoke Trade Services Inc., Schaumburg, Illinois	..US	..NIA	The Roanoke Companies Inc., Schaumburg, Illinois	Ownership	100.000	Munchener Ruckversicherung AG	
							Scout Moor Group Limited, Manchester	..GBR	..NIA	MR RENT UK Investment Limited, London	Ownership	100.000	Munchener Ruckversicherung AG	
							Scout Moor Holdings (No.1) Ltd., Manchester	..GBR	..NIA	Scout Moor Group Limited, Manchester	Ownership	100.000	Munchener Ruckversicherung AG	
							Scout Moor Holdings (No.2) Limited, Manchester	..GBR	..NIA	Scout Moor Holdings (No.1) Ltd., Manchester	Ownership	100.000	Munchener Ruckversicherung AG	

SCHEDULE Y
PART 1A - DETAIL OF INSURANCE HOLDING COMPANY SYSTEM

1	2	3	4	5	6	7	8	9	10	11	12	13	14	15
Group Code	Group Name	NAIC Company Code	Federal ID Number	Federal RSSD	CIK	Name of Securities Exchange if Publicly Traded (U.S. or International)	Names of Parent, Subsidiaries Or Affiliates	Domiciliary Location	Relationship to Reporting Entity	Directly Controlled by (Name of Entity/Person)	Type of Control (Ownership, Board, Management, Attorney-in-Fact, Influence, Other)	If Control is Ownership Provide Percentage	Ultimate Controlling Entity(ies)/Person(s)	*
							Scout Moor Wind Farm (No.2) Limited, Manchester	GBR	NIA	Scout Moor Group Limited, Manchester	Ownership	100.000	Munchener Ruckversicherung AG	
							Scout Moor Wind Farm Limited, Manchester	GBR	NIA	Scout Moor Holdings (No.2) Limited, Manchester	Ownership	100.000	Munchener Ruckversicherung AG	
							Seminaris Hotel- und Kongressstätten-Betriebsgesellschaft mbH, Luneburg	DEU	NIA	ERGO Versicherung Aktiengesellschaft, Dusseldorf	Ownership	50.000	Munchener Ruckversicherung AG	
							Seminaris Hotel- und Kongressstätten-Betriebsgesellschaft mbH, Luneburg	DEU	NIA	D.A.S. Deutscher Automobil Schutz Allgemeine Rechtsschutz-Versicherungs-Aktiengesellschaft, Munchen	Ownership	25.000	Munchener Ruckversicherung AG	
							Seminaris Hotel- und Kongressstätten-Betriebsgesellschaft mbH, Luneburg	DEU	NIA	ERGO Lebensversicherung Aktiengesellschaft, Hamburg	Ownership	25.000	Munchener Ruckversicherung AG	
			98-0654539				Silvanus Vermögensverwaltungsges.mBH, Munchen	DEU	NIA	Munchener Ruckversicherung AG, Munchen	Ownership	100.000	Munchener Ruckversicherung AG	
							Solomon Associates Limited	GBR	NIA	HSB Solomon Associates LLC, Dover, Delaware	Ownership	100.000	Munchener Ruckversicherung AG	
							Sopockie Instytut Ubezpieczen S.A., Sopot	POL	NIA	Sopockie Towarzystwo Ubezpieczen Ergo	Ownership	100.000	Munchener Ruckversicherung AG	
							Sopockie Towarzystwo Ubezpieczen Ergo	POL	IA	Hestia Spolka Akcyjna, Sopot	Ownership	100.000	Munchener Ruckversicherung AG	
							Sopockie Towarzystwo Ubezpieczen na Zycie Ergo Hestia Spolka Akcyjna, Sopot	POL	IA	ERGO International Aktiengesellschaft, Dusseldorf	Ownership	100.000	Munchener Ruckversicherung AG	
							Specialty Insurance Services Corp.	OH	NIA	American Modern Insurance Group, Inc., Amelia, Ohio	Ownership	100.000	Munchener Ruckversicherung AG	
0361	Munich RE Group	77399	34-1894203 13-1867829				Sterling Life Insurance Company	IL	IA	Windsor Health Group, Inc., Atlanta, GA	Ownership	100.000	Munchener Ruckversicherung AG	
							SunEnergy & Partners S.r.l., Brindisi	ITA	NIA	MR RENT-Investment GmbH, Munchen	Ownership	100.000	Munchener Ruckversicherung AG	
							Temple Insurance Company, Toronto	CAN	IA	Munich Holdings Ltd., Toronto	Ownership	100.000	Munchener Ruckversicherung AG	
							The Atlas Insurance Agency, Inc.	OH	NIA	American Modern Insurance Group, Inc., Amelia, Ohio	Ownership	100.000	Munchener Ruckversicherung AG	
							The Boiler Inspection and Insurance Company of Canada	CAN	IA	HSB Engineering Insurance Limited, London	Ownership	100.000	Munchener Ruckversicherung AG	
0361	Munich RE Group	29890	06-1240885				The Hartford Steam Boiler Inspection and Insurance Company of Connecticut	CT	IA	Global Standards LLC, Dover, Delaware	Ownership	100.000	Munchener Ruckversicherung AG	
0361	Munich RE Group	11452	06-0384680				The Hartford Steam Boiler Inspection and Insurance Company	CT	IA	HSB Group, Inc., Dover, Delaware	Ownership	100.000	Munchener Ruckversicherung AG	
							The Midland Company	OH	NIA	Munich American Holding Corporation, Wilmington, Delaware	Ownership	100.000	Munchener Ruckversicherung AG	
							The Polytechnic Club, Inc.	CT	NIA	The Hartford Steam Boiler Inspection and Insurance Company, Hartford, Connecticut	Ownership	100.000	Munchener Ruckversicherung AG	
0361	Munich RE Group	10786	06-1084969 22-3410482				The Princeton Excess and Surplus Lines Insurance Company	DE	IA	Munich Re America Corporation, Wilmington, Delaware	Ownership	100.000	Munchener Ruckversicherung AG	
							The Roanoke Companies Inc., Schaumburg, Illinois	US	NIA	Munich Re Holding Company (UK) Ltd., London	Ownership	100.000	Munchener Ruckversicherung AG	
							Tir Mostyn and Foel Goch Limited, London	GBR	NIA	UK Wind Holdings Ltd, London	Ownership	100.000	Munchener Ruckversicherung AG	
							UK Wind Holdings Ltd, London	GBR	NIA	MR RENT UK Investment Limited, London	Ownership	100.000	Munchener Ruckversicherung AG	
							Union Beteiligungsholding GmbH, Wien	AUT	NIA	Bank Austria Creditanstalt Versicherung AG, Wien	Ownership	100.000	Munchener Ruckversicherung AG	
0361	Munich RE Group	83909	71-0832310				Union Life Insurance Co.	AR	IA	American Modern Insurance Group, Inc., Amelia, Ohio	Ownership	100.000	Munchener Ruckversicherung AG	
							Unión Médica la Fuencisla, S.A., Compañía de Seguros, Saragossa	ESP	IA	DKV Seguros y Reasegueros, Sociedad Anónima Española, Saragossa	Ownership	100.000	Munchener Ruckversicherung AG	

SCHEDULE Y
PART 1A - DETAIL OF INSURANCE HOLDING COMPANY SYSTEM

1	2	3	4	5	6	7	8	9	10	11	12	13	14	15
Group Code	Group Name	NAIC Company Code	Federal ID Number	Federal RSSD	CIK	Name of Securities Exchange if Publicly Traded (U.S. or International)	Names of Parent, Subsidiaries Or Affiliates	Domiciliary Location	Relationship to Reporting Entity	Directly Controlled by (Name of Entity/Person)	Type of Control (Ownership, Board, Management, Attorney-in-Fact, Influence, Other)	If Control is Ownership Provide Percentage	Ultimate Controlling Entity(ies)/Person(s)	*
							Van Arkel Gerechtsdeurwaarders B.V., Leiden	NLD	NIA	DAS Legal Finance B.V., Amsterdam	Ownership	79.000	Munchener Ruckversicherung AG	
							Venus Vermögensverwaltungsgesellschaft mbH, Munchen	DEU	NIA	Munchener Ruckversicherung AG, Munchen	Ownership	100.000	Munchener Ruckversicherung AG	
							VHDK Beteiligungsgesellschaft mbH, Dusseldorf	DEU	NIA	DKV Deutsche Krankenversicherung Aktiengesellschaft, Koln	Ownership	25.000	Munchener Ruckversicherung AG	
							VHDK Beteiligungsgesellschaft mbH, Dusseldorf	DEU	NIA	VICTORIA Lebensversicherung Aktiengesellschaft, Dusseldorf	Ownership	20.000	Munchener Ruckversicherung AG	
							VHDK Beteiligungsgesellschaft mbH, Dusseldorf	DEU	NIA	ERGO Lebensversicherung Aktiengesellschaft, Hamburg	Ownership	20.000	Munchener Ruckversicherung AG	
							VHDK Beteiligungsgesellschaft mbH, Dusseldorf	DEU	NIA	ERGO Versicherung Aktiengesellschaft, Dusseldorf	Ownership	15.000	Munchener Ruckversicherung AG	
							VHDK Beteiligungsgesellschaft mbH, Dusseldorf	DEU	NIA	ERGO DIREKT Lebensversicherung AG, Furth	Ownership	10.000	Munchener Ruckversicherung AG	
							VHDK Beteiligungsgesellschaft mbH, Dusseldorf	DEU	NIA	D.A.S. Deutscher Automobil Schutz Allgemeine Rechtsschutz-Versicherungs-Aktiengesellschaft, Munchen	Ownership	5.000	Munchener Ruckversicherung AG	
							VHDK Beteiligungsgesellschaft mbH, Dusseldorf	DEU	NIA	ERGO Pensionskasse AG, Dusseldorf	Ownership	5.000	Munchener Ruckversicherung AG	
							VICTORIA Asien Immobilienbeteiligungs GmbH & Co. KG, Munchen	DEU	NIA	ERGO Lebensversicherung Aktiengesellschaft, Hamburg	Ownership	100.000	Munchener Ruckversicherung AG	
							VICTORIA Asien Immobilienbeteiligungs GmbH & Co. KG, Munchen	DEU	NIA	ERGO Leben Asien Verwaltungs GmbH, Munchen	Other	0.000	Munchener Ruckversicherung AG	
							VICTORIA Investment Properties Two L.P., Atlanta	US	NIA	VICTORIA US Property Zwei GmbH, Dusseldorf	Ownership	100.000	Munchener Ruckversicherung AG	
							VICTORIA Italy Property GmbH, Dusseldorf	DEU	NIA	VICTORIA Lebensversicherung Aktiengesellschaft, Dusseldorf	Ownership	100.000	Munchener Ruckversicherung AG	
			98-0168041				Victoria US Holdings, Inc., Wilmington, Delaware	US	IA	ERGO Versicherungsgruppe AG, Dusseldorf	Ownership	100.000	Munchener Ruckversicherung AG	
							VICTORIA US Property Investment GmbH, Dusseldorf	DEU	NIA	VICTORIA US Property Investment GmbH, Dusseldorf	Ownership	100.000	Munchener Ruckversicherung AG	
							VICTORIA US Property Investment GmbH, Dusseldorf	DEU	NIA	ERGO Versicherung Aktiengesellschaft, Dusseldorf	Ownership	50.300	Munchener Ruckversicherung AG	
							VICTORIA US Property Investment GmbH, Dusseldorf	DEU	NIA	ERGO Lebensversicherung Aktiengesellschaft, Hamburg	Ownership	25.000	Munchener Ruckversicherung AG	
							VICTORIA US Property Investment GmbH, Dusseldorf	DEU	NIA	DKV Deutsche Krankenversicherung Aktiengesellschaft, Koln	Ownership	24.800	Munchener Ruckversicherung AG	
							VICTORIA US Property Zwei GmbH, Dusseldorf	DEU	NIA	ERGO Versicherungsgruppe AG, Dusseldorf	Ownership	100.000	Munchener Ruckversicherung AG	
							VICTORIA Vierte Beteiligungsgesellschaft mbH, Dusseldorf	DEU	NIA	ERGO Neunte Beteiligungsgesellschaft mbH, Dusseldorf	Ownership	100.000	Munchener Ruckversicherung AG	
							Victoria Vierter Bauabschnitt GmbH & Co. KG, Dusseldorf	DEU	NIA	ERGO Lebensversicherung Aktiengesellschaft, Hamburg	Ownership	95.100	Munchener Ruckversicherung AG	
							Victoria Vierter Bauabschnitt GmbH & Co. KG, Dusseldorf	DEU	NIA	ERGO Versicherung Aktiengesellschaft, Dusseldorf	Ownership	4.900	Munchener Ruckversicherung AG	
							Victoria Vierter Bauabschnitt GmbH & Co. KG, Dusseldorf	DEU	NIA	Victoria Vierter Bauabschnitt Management GmbH, Dusseldorf	Other	0.000	Munchener Ruckversicherung AG	
							VICTORIA-VOLKSBANKEN Eletbiztosító Zrt., Budapest	HUN	IA	ERGO Austria International AG, Wien	Ownership	75.300	Munchener Ruckversicherung AG	
							VICTORIA-VOLKSBANKEN Eletbiztosító Zrt., Budapest	HUN	IA	ERGO Versicherung Aktiengesellschaft, Wien	Ownership	24.700	Munchener Ruckversicherung AG	

98.13

SCHEDULE Y
PART 1A - DETAIL OF INSURANCE HOLDING COMPANY SYSTEM

1	2	3	4	5	6	7	8	9	10	11	12	13	14	15
Group Code	Group Name	NAIC Company Code	Federal ID Number	Federal RSSD	CIK	Name of Securities Exchange if Publicly Traded (U.S. or International)	Names of Parent, Subsidiaries Or Affiliates	Domiciliary Location	Relationship to Reporting Entity	Directly Controlled by (Name of Entity/Person)	Type of Control (Ownership, Board, Management, Attorney-in-Fact, Influence, Other)	If Control is Ownership Provide Percentage	Ultimate Controlling Entity(ies)/Person(s)	*
							VICTORIA-VOLKSBANKEN Poist'ovna, a.s., Bratislava	SVK	IA	ERGO Austria International AG, Wien	Ownership	75.300	Munchener Ruckversicherung AG	
							VICTORIA-VOLKSBANKEN Poist'ovna, a.s., Bratislava	SVK	IA	ERGO Versicherung Aktiengesellschaft, Wien	Ownership	24.700	Munchener Ruckversicherung AG	
							VICTORIA-VOLKSBANKEN Biztosító Zrt., Budapest	HUN	IA	ERGO Austria International AG, Wien	Ownership	75.300	Munchener Ruckversicherung AG	
							VICTORIA-VOLKSBANKEN Biztosító Zrt., Budapest	HUN	IA	ERGO Versicherung Aktiengesellschaft, Wien	Ownership	24.700	Munchener Ruckversicherung AG	
							Vorsorge Lebensversicherung Aktiengesellschaft, Dusseldorf	DEU	IA	ERGO Versicherungsgruppe AG, Dusseldorf	Ownership	100.000	Munchener Ruckversicherung AG	
							Vorsorge Luxemburg Lebensversicherung S.A., Munsbach	LUX	IA	Vorsorge Lebensversicherung Aktiengesellschaft, Dusseldorf	Ownership	100.000	Munchener Ruckversicherung AG	
							Watkins Syndicate Hong Kong Limited, Hong Kong	HKG	NIA	Munich Re Holding Company (UK) Ltd., London	Ownership	67.000	Munchener Ruckversicherung AG	
							Watkins Syndicate Labuan Limited (WLAB), Labuan	MYS	NIA	Munich Re Holding Company (UK) Ltd., London	Ownership	100.000	Munchener Ruckversicherung AG	
							Watkins Syndicate Middle East Limited, Dubai	ARE	NIA	Munich Re Holding Company (UK) Ltd., London	Ownership	100.000	Munchener Ruckversicherung AG	
							Watkins Syndicate Singapore Pte. Limited, Singapore	SGP	NIA	Munich Re Holding Company (UK) Ltd., London	Ownership	100.000	Munchener Ruckversicherung AG	
							welivit AG, Nurnberg	DEU	NIA	ERGO Elfte Beteiligungsgesellschaft mbH, Dusseldorf	Ownership	100.000	Munchener Ruckversicherung AG	
							WFB Stockholm Management AB, Stockholm	SWE	NIA	Munchener Ruckversicherung AG, Munchen	Ownership	50.000	Munchener Ruckversicherung AG	
							Windpark Borghorst-Laer GmbH & Co.KG, Bremen	DEU	NIA	MR RENT-Investment GmbH, Munchen	Ownership	100.000	Munchener Ruckversicherung AG	
							Windpark Dargelutz GmbH & Co. KG, Bremen	DEU	NIA	MR RENT-Investment GmbH, Munchen	Ownership	100.000	Munchener Ruckversicherung AG	
							Windpark Frauenmark GmbH & Co., Bremen	DEU	NIA	MR RENT-Investment GmbH, Munchen	Ownership	100.000	Munchener Ruckversicherung AG	
							Windpark Geisleiden GmbH & Co KG, Bremen	DEU	NIA	MR RENT-Investment GmbH, Munchen	Ownership	100.000	Munchener Ruckversicherung AG	
							Windpark Grossberendten 2 GmbH & Co KG, Bremen	DEU	NIA	MR RENT-Investment GmbH, Munchen	Ownership	100.000	Munchener Ruckversicherung AG	
							Windpark Hilmersdorf GmbH & Co KG, Bremen	DEU	NIA	MR RENT-Investment GmbH, Munchen	Ownership	100.000	Munchener Ruckversicherung AG	
							Windpark Kladrum-Zolkow GmbH & Co.KG, Bremen	DEU	NIA	MR RENT-Investment GmbH, Munchen	Ownership	100.000	Munchener Ruckversicherung AG	
							Windpark Klein Bunzow GmbH & Co KG, Bremen	DEU	NIA	MR RENT-Investment GmbH, Munchen	Ownership	100.000	Munchener Ruckversicherung AG	
							Windpark Kruge GmbH & Co KG, Bremen	DEU	NIA	MR RENT-Investment GmbH, Munchen	Ownership	100.000	Munchener Ruckversicherung AG	
							Windpark Langengrassau GmbH & Co KG, Bremen	DEU	NIA	MR RENT-Investment GmbH, Munchen	Ownership	100.000	Munchener Ruckversicherung AG	
							Windpark Markee 6 GmbH & Co. KG, Bremen	DEU	NIA	MR RENT-Investment GmbH, Munchen	Ownership	100.000	Munchener Ruckversicherung AG	
							Windpark Marwitz GmbH & Co KG, Bremen	DEU	NIA	MR RENT-Investment GmbH, Munchen	Ownership	100.000	Munchener Ruckversicherung AG	
							Windpark Mittelhausen GmbH & Co KG, Bremen	DEU	NIA	MR RENT-Investment GmbH, Munchen	Ownership	100.000	Munchener Ruckversicherung AG	
							Windpark Sassenberg GmbH & Co KG, Bremen	DEU	NIA	MR RENT-Investment GmbH, Munchen	Ownership	100.000	Munchener Ruckversicherung AG	
							Windpark Westeregeln GmbH & Co. KG, Bremen	DEU	NIA	MR RENT-Investment GmbH, Munchen	Ownership	100.000	Munchener Ruckversicherung AG	
							Windsor Health Group, Inc	TN	NIA	Munich Health North America, Inc., Wilmington, Delaware	Ownership	100.000	Munchener Ruckversicherung AG	
0361	Munich RE Group	14232	62-1832645 45-3787049				Windsor Health Plan of Georgia, Inc.	GA	IA	Windsor Health Group, Inc., Atlanta, GA	Ownership	100.000	Munchener Ruckversicherung AG	
0361	Munich RE Group	14233	45-3786992				Windsor Health Plan of Louisiana, Inc.	LA	IA	Windsor Health Group, Inc., Atlanta, GA	Ownership	100.000	Munchener Ruckversicherung AG	
0361	Munich RE Group		62-1531881 20-0011696				Windsor Health Plan, Inc.	TN	IA	Windsor Health Group, Inc., Atlanta, GA	Ownership	100.000	Munchener Ruckversicherung AG	
							Windsor HomeCare Network, LLC	TN	NIA	Windsor Health Group, Inc., Atlanta, GA	Ownership	100.000	Munchener Ruckversicherung AG	

SCHEDULE Y
PART 1A - DETAIL OF INSURANCE HOLDING COMPANY SYSTEM

1	2	3	4	5	6	7	8	9	10	11	12	13	14	15
Group Code	Group Name	NAIC Company Code	Federal ID Number	Federal RSSD	CIK	Name of Securities Exchange if Publicly Traded (U.S. or International)	Names of Parent, Subsidiaries Or Affiliates	Domiciliary Location	Relationship to Reporting Entity	Directly Controlled by (Name of Entity/Person)	Type of Control (Ownership, Board, Management, Attorney-in-Fact, Influence, Other)	If Control is Ownership Provide Percentage	Ultimate Controlling Entity(ies)/Person(s)	*
			62-1530448				Windsor Management Services, Inc	TN	NIA	Windsor Health Group, Inc., Atlanta, GA	Ownership	100.000	Munchener Ruckversicherung AG	
							wpd Windpark Wergzahna GmbH & Co KG, Bremen	DEU	NIA	MR RENT-Investment GmbH, Munchen	Ownership	100.000	Munchener Ruckversicherung AG	
							wse Solarpark Spanien 1 GmbH & Co. KG, Furth	DEU	NIA	ERGO DIREKT Versicherung AG, Furth	Ownership	47.300	Munchener Ruckversicherung AG	
							wse Solarpark Spanien 1 GmbH & Co. KG, Furth	DEU	NIA	ERGO DIREKT Lebensversicherung AG, Furth	Ownership	10.000	Munchener Ruckversicherung AG	
							wse Solarpark Spanien 1 GmbH & Co. KG, Furth	DEU	NIA	MR Solar GmbH & Co. KG, Nurnberg	Ownership	10.000	Munchener Ruckversicherung AG	
							wse Solarpark Spanien 1 GmbH & Co. KG, Furth	DEU	NIA	ERGO DIREKT Krankenversicherung AG, Furth	Ownership	7.500	Munchener Ruckversicherung AG	
							wse Solarpark Spanien 1 GmbH & Co. KG, Furth	DEU	NIA	welivit New Energy GmbH, Furth	Ownership	0.500	Munchener Ruckversicherung AG	
							wse Solarpark Spanien 1 GmbH & Co. KG, Furth	DEU	NIA	welivit Solar España GmbH, Nurnberg	Other	0.000	Munchener Ruckversicherung AG	
			20-1806860				Windsor Long Term Care, LLC, Atlanta, GA	TN	NIA	Windsor Long Term Care, LLC, Atlanta, GA	Ownership	100.000	Munchener Ruckversicherung AG	
							50 Plus Strategies, Inc.	TN	NIA	50 Plus Strategies, Inc.	Ownership	100.000	Munchener Ruckversicherung AG	
							80e LIMITED, Bristol	GBR	NIA	DAS UK Holdings Limited, Bristol	Ownership	100.000	Munchener Ruckversicherung AG	
							Acalater 140014 S.L., Playa del Inglés	ESP	NIA	wse Solarpark Spanien 1 GmbH & Co. KG, Furth	Ownership	100.000	Munchener Ruckversicherung AG	
							Aitesacho 5005 S.L., Playa del Inglés	ESP	NIA	wse Solarpark Spanien 1 GmbH & Co. KG, Furth	Ownership	100.000	Munchener Ruckversicherung AG	
							Albulzaga 8008 S.L., Playa del Inglés	ESP	NIA	wse Solarpark Spanien 1 GmbH & Co. KG, Furth	Ownership	100.000	Munchener Ruckversicherung AG	
							Aleama 150015 S.L., Madrid	ESP	NIA	wse Solarpark Spanien 1 GmbH & Co. KG, Furth	Ownership	100.000	Munchener Ruckversicherung AG	
							Amicus Ltd., Bristol	GBR	NIA	Amicus Legal Ltd., Bristol	Ownership	100.000	Munchener Ruckversicherung AG	
							Amladeza 7007 S.L., Playa del Inglés	ESP	NIA	wse Solarpark Spanien 1 GmbH & Co. KG, Furth	Ownership	100.000	Munchener Ruckversicherung AG	
							Arridabra 130013 S.L., Madrid	ESP	NIA	wse Solarpark Spanien 1 GmbH & Co. KG, Furth	Ownership	100.000	Munchener Ruckversicherung AG	
							ARTES Assekuranzservice GmbH, Dusseldorf	DEU	NIA	Merkur Grundstücks- und Beteiligungs-Gesellschaft mit beschränkter Haftung, Dusseldorf	Ownership	100.000	Munchener Ruckversicherung AG	
							ArztPartner almeda AG, Munchen	DEU	NIA	DKV Deutsche Krankenversicherung Aktiengesellschaft, Koln	Ownership	100.000	Munchener Ruckversicherung AG	
							Associated Asset Management Corporation B.V., Hertogenbosch	NLD	NIA	VICTORIA Immobilien Management GmbH, Munchen	Ownership	51.000	Munchener Ruckversicherung AG	
							B&D Acquisition B.V., Amsterdam	NLD	NIA	DAS Legal Finance B.V., Amsterdam	Ownership	80.000	Munchener Ruckversicherung AG	
							B&D Business Solutions B.V., Utrecht	NLD	NIA	B&D Acquisition B.V., Amsterdam	Ownership	100.000	Munchener Ruckversicherung AG	
							Badozoc 1001 S.L., Madrid	ESP	NIA	wse Solarpark Spanien 1 GmbH & Co. KG, Furth	Ownership	100.000	Munchener Ruckversicherung AG	
							Bank Austria Creditanstalt Versicherungsdienst GmbH, Wien	AUT	NIA	Bank Austria Creditanstalt Versicherung AG, Wien	Ownership	100.000	Munchener Ruckversicherung AG	
							Baqueda 7007 S.L., Madrid	ESP	NIA	wse Solarpark Spanien 1 GmbH & Co. KG, Furth	Ownership	100.000	Munchener Ruckversicherung AG	
							Beaufort Dedicated No.3 Ltd, London	GBR	IA	MSP Underwriting Ltd., London	Ownership	100.000	Munchener Ruckversicherung AG	
							Beaufort Dedicated No.4 Ltd, London	GBR	IA	MSP Underwriting Ltd., London	Ownership	100.000	Munchener Ruckversicherung AG	
							Beaufort Dedicated No.6 Ltd, London	GBR	IA	MSP Underwriting Ltd., London	Ownership	100.000	Munchener Ruckversicherung AG	
							Beaufort Underwriting Services Limited, London	GBR	NIA	MSP Underwriting Ltd., London	Ownership	100.000	Munchener Ruckversicherung AG	

ANNUAL STATEMENT FOR THE YEAR 2012 OF THE American Modern Select Insurance Co.

SCHEDULE Y

PART 1A - DETAIL OF INSURANCE HOLDING COMPANY SYSTEM

1	2	3	4	5	6	7	8	9	10	11	12	13	14	15
Group Code	Group Name	NAIC Company Code	Federal ID Number	Federal RSSD	CIK	Name of Securities Exchange if Publicly Traded (U.S. or International)	Names of Parent, Subsidiaries Or Affiliates	Domiciliary Location	Relationship to Reporting Entity	Directly Controlled by (Name of Entity/Person)	Type of Control (Ownership, Board, Management, Attorney-in-Fact, Influence, Other)	If Control is Ownership Provide Percentage	Ultimate Controlling Entity(ies)/Person(s)	*
							Bell & Clements Underwriting Managers Ltd, London	GBR	NIA	Bell & Clements (London) Ltd, London	Ownership	100.000	Munchener Ruckversicherung AG	
							BioEnergie Elbe-Elster GmbH & Co. KG, Elsterwerda	DEU	NIA	Seldac 1. Kommunalen-Rendite-Fonds GmbH & Co. KG, Dusseldorf	Ownership	100.000	Munchener Ruckversicherung AG	
							BioEnergie Verwaltungs-GmbH, Elsterwerda	DEU	NIA	IDEENKAPITAL Financial Engineering GmbH, Dusseldorf	Ownership	100.000	Munchener Ruckversicherung AG	
							Blitz 01-807 GmbH, Munchen	DEU	NIA	ERGO Versicherung Aktiengesellschaft, Dusseldorf	Ownership	100.000	Munchener Ruckversicherung AG	
							Bobasbe 6006 S.L., Madrid	ESP	NIA	wse Solarpark Spanien 1 GmbH & Co. KG, Furth	Ownership	100.000	Munchener Ruckversicherung AG	
							Botedazo 8008 S.L., Madrid	ESP	NIA	wse Solarpark Spanien 1 GmbH & Co. KG, Furth	Ownership	100.000	Munchener Ruckversicherung AG	
							Bureau voor kredietinformaties Janssen B.V., s-Gravenhage	NLD	NIA	Bureau voor kredietinformaties Janssen Holding B.V., s-Gravenhage	Ownership	100.000	Munchener Ruckversicherung AG	
							Bureau voor kredietinformaties Janssen Holding B.V., s-Gravenhage	NLD	NIA	DAS Incasso Rotterdam B.V., Rotterdam	Ownership	100.000	Munchener Ruckversicherung AG	
							Callopio 5005 S.L., Madrid	ESP	NIA	wse Solarpark Spanien 1 GmbH & Co. KG, Furth	Ownership	100.000	Munchener Ruckversicherung AG	
							Camcichu 9009 S.L., Madrid	ESP	NIA	wse Solarpark Spanien 1 GmbH & Co. KG, Furth	Ownership	100.000	Munchener Ruckversicherung AG	
							CAPITAL PLAZA Holding GmbH, Dusseldorf	DEU	NIA	ERGO Versicherungsgruppe AG, Dusseldorf	Ownership	70.000	Munchener Ruckversicherung AG	
							CAPITAL PLAZA Holding GmbH, Dusseldorf	DEU	NIA	DKV Deutsche Krankenversicherung Aktiengesellschaft, Koln	Ownership	10.000	Munchener Ruckversicherung AG	
							CAPITAL PLAZA Holding GmbH, Dusseldorf	DEU	NIA	VICTORIA Lebensversicherung Aktiengesellschaft, Dusseldorf	Ownership	10.000	Munchener Ruckversicherung AG	
							CAPITAL PLAZA Holding GmbH, Dusseldorf	DEU	NIA	ERGO Lebensversicherung Aktiengesellschaft, Hamburg	Ownership	10.000	Munchener Ruckversicherung AG	
							Caracuel Solar Catorce S.L., Madrid	ESP	NIA	wse Solarpark Spanien 1 GmbH & Co. KG, Furth	Ownership	100.000	Munchener Ruckversicherung AG	
							Caracuel Solar Cinco S.L., Madrid	ESP	NIA	wse Solarpark Spanien 1 GmbH & Co. KG, Furth	Ownership	100.000	Munchener Ruckversicherung AG	
							Caracuel Solar Cuatro S.L., Madrid	ESP	NIA	wse Solarpark Spanien 1 GmbH & Co. KG, Furth	Ownership	100.000	Munchener Ruckversicherung AG	
							Caracuel Solar Dieciocho S.L., Madrid	ESP	NIA	wse Solarpark Spanien 1 GmbH & Co. KG, Furth	Ownership	100.000	Munchener Ruckversicherung AG	
							Caracuel Solar Dieciseis S.L., Madrid	ESP	NIA	wse Solarpark Spanien 1 GmbH & Co. KG, Furth	Ownership	100.000	Munchener Ruckversicherung AG	
							Caracuel Solar Diecisiete S.L., Madrid	ESP	NIA	wse Solarpark Spanien 1 GmbH & Co. KG, Furth	Ownership	100.000	Munchener Ruckversicherung AG	
							Caracuel Solar Diez S.L., Madrid	ESP	NIA	wse Solarpark Spanien 1 GmbH & Co. KG, Furth	Ownership	100.000	Munchener Ruckversicherung AG	
							Caracuel Solar Doce S.L., Madrid	ESP	NIA	wse Solarpark Spanien 1 GmbH & Co. KG, Furth	Ownership	100.000	Munchener Ruckversicherung AG	
							Caracuel Solar Dos S.L., Madrid	ESP	NIA	wse Solarpark Spanien 1 GmbH & Co. KG, Furth	Ownership	100.000	Munchener Ruckversicherung AG	
							Caracuel Solar Nueve S.L., Madrid	ESP	NIA	wse Solarpark Spanien 1 GmbH & Co. KG, Furth	Ownership	100.000	Munchener Ruckversicherung AG	
							Caracuel Solar Ocho S.L., Madrid	ESP	NIA	wse Solarpark Spanien 1 GmbH & Co. KG, Furth	Ownership	100.000	Munchener Ruckversicherung AG	
							Caracuel Solar Once S.L., Madrid	ESP	NIA	wse Solarpark Spanien 1 GmbH & Co. KG, Furth	Ownership	100.000	Munchener Ruckversicherung AG	

SCHEDULE Y
PART 1A - DETAIL OF INSURANCE HOLDING COMPANY SYSTEM

1	2	3	4	5	6	7	8	9	10	11	12	13	14	15
Group Code	Group Name	NAIC Company Code	Federal ID Number	Federal RSSD	CIK	Name of Securities Exchange if Publicly Traded (U.S. or International)	Names of Parent, Subsidiaries Or Affiliates	Domiciliary Location	Relationship to Reporting Entity	Directly Controlled by (Name of Entity/Person)	Type of Control (Ownership, Board, Management, Attorney-in-Fact, Influence, Other)	If Control is Ownership Provide Percentage	Ultimate Controlling Entity(ies)/Person(s)	*
							Caracuel Solar Quince S.L., Madrid	ESP	NIA	wse Solarpark Spanien 1 GmbH & Co. KG, Furth	Ownership	100.000	Munchener Ruckversicherung AG	
							Caracuel Solar Seis S.L., Madrid	ESP	NIA	wse Solarpark Spanien 1 GmbH & Co. KG, Furth	Ownership	100.000	Munchener Ruckversicherung AG	
							Caracuel Solar Siete S.L., Madrid	ESP	NIA	wse Solarpark Spanien 1 GmbH & Co. KG, Furth	Ownership	100.000	Munchener Ruckversicherung AG	
							Caracuel Solar Trece S.L., Madrid	ESP	NIA	wse Solarpark Spanien 1 GmbH & Co. KG, Furth	Ownership	100.000	Munchener Ruckversicherung AG	
							Caracuel Solar Tres S.L., Madrid	ESP	NIA	wse Solarpark Spanien 1 GmbH & Co. KG, Furth	Ownership	100.000	Munchener Ruckversicherung AG	
							Caracuel Solar Uno S.L., Madrid	ESP	NIA	wse Solarpark Spanien 1 GmbH & Co. KG, Furth	Ownership	100.000	Munchener Ruckversicherung AG	
							CarePlus Gesellschaft fur Versorgungsmanagement mbH, Koln	DEU	NIA	DKV Prilegedienste & Residenzen GmbH, Koln	Ownership	100.000	Munchener Ruckversicherung AG	
							Chobocuga 150015 S.L., Playa del Inglés	ESP	NIA	wse Solarpark Spanien 1 GmbH & Co. KG, Furth	Ownership	100.000	Munchener Ruckversicherung AG	
							Ciborum GmbH, Munchen	DEU	NIA	D.A.S. Deutscher Automobil Schutz Allgemeine Rechtsschutz-Versicherungs-Aktiengesellschaft, Munchen	Ownership	100.000	Munchener Ruckversicherung AG	
							Comino Beteiligungen GmbH, Grunwald	DEU	NIA	Munchener Ruckversicherung AG, Munchen	Ownership	100.000	Munchener Ruckversicherung AG	
			38-3470438				Copper Leaf Research	MI	NIA	American Modern Insurance Group, Inc., Amelia, Ohio	Ownership	100.000	Munchener Ruckversicherung AG	
							Corion Pty Limited, Sydney	AUS	NIA	Munich Holdings of Australasia Pty. Ltd., Sydney	Ownership	100.000	Munchener Ruckversicherung AG	
							Cotatrillo 100010 S.L., Madrid	ESP	NIA	wse Solarpark Spanien 1 GmbH & Co. KG, Furth	Ownership	100.000	Munchener Ruckversicherung AG	
							DAS Consultancy & Detaching Rotterdam B.V., Rotterdam	NLD	NIA	DAS Legal Finance B.V., Amsterdam	Ownership	75.000	Munchener Ruckversicherung AG	
							DAS Financial Services B.V., Amsterdam	NLD	NIA	DAS Legal Finance B.V., Amsterdam	Ownership	51.000	Munchener Ruckversicherung AG	
							DAS Incasso Arnhem B.V., Arnhem	NLD	NIA	DAS Legal Finance B.V., Amsterdam	Ownership	100.000	Munchener Ruckversicherung AG	
							DAS Incasso Eindhoven B.V., s-Hertogenbosch	NLD	NIA	DAS Legal Finance B.V., Amsterdam	Ownership	80.000	Munchener Ruckversicherung AG	
							DAS Incasso Rotterdam B.V., Rotterdam	NLD	NIA	DAS Legal Finance B.V., Amsterdam	Ownership	80.000	Munchener Ruckversicherung AG	
							DAS Law Limited, Bristol	GBR	NIA	DAS UK Holdings Limited, Bristol	Ownership	100.000	Munchener Ruckversicherung AG	
							DAS Legal Protection Ireland Limited, Dublin	IRL	NIA	DAS UK Holdings Limited, Bristol	Ownership	100.000	Munchener Ruckversicherung AG	
							DAS Legal Protection Limited, Christchurch, Neuseeland	NZL	NIA	Amicus Legal Ltd., Bristol	Ownership	100.000	Munchener Ruckversicherung AG	
							DAS Legal Protection Limited, Vancouver	CAN	NIA	DAS UK Holdings Limited, Bristol	Ownership	100.000	Munchener Ruckversicherung AG	
							DAS Legal Protection Pty. Ltd., Sydney	AUS	NIA	DAS UK Holdings Limited, Bristol	Ownership	100.000	Munchener Ruckversicherung AG	
							DAS Lex Assistance, S.L., L'Hospitalet de Llobregat	ESP	NIA	D.A.S. Defensa del Automovilista y de Siniestros - Internacional, S.A. de Seguros y Reaseguros, Barcelona	Ownership	100.000	Munchener Ruckversicherung AG	
							De Wit Viissers Incasso Holding B.V., Breda	NLD	NIA	DAS Legal Finance B.V., Amsterdam	Ownership	95.000	Munchener Ruckversicherung AG	
							Diana Vermögensverwaltungs AG, Munchen	DEU	NIA	Munchener Ruckversicherung AG, Munchen	Ownership	100.000	Munchener Ruckversicherung AG	
							DKV - Beta Vermögensverwaltungs GmbH, Koln	DEU	NIA	DKV Deutsche Krankenversicherung Aktiengesellschaft, Koln	Ownership	100.000	Munchener Ruckversicherung AG	
							DKV Gesundheits Service GmbH, Koln	DEU	NIA	DKV Deutsche Krankenversicherung Aktiengesellschaft, Koln	Ownership	100.000	Munchener Ruckversicherung AG	

SCHEDULE Y
PART 1A - DETAIL OF INSURANCE HOLDING COMPANY SYSTEM

1	2	3	4	5	6	7	8	9	10	11	12	13	14	15
Group Code	Group Name	NAIC Company Code	Federal ID Number	Federal RSSD	CIK	Name of Securities Exchange if Publicly Traded (U.S. or International)	Names of Parent, Subsidiaries Or Affiliates	Domiciliary Location	Relationship to Reporting Entity	Directly Controlled by (Name of Entity/Person)	Type of Control (Ownership, Board, Management, Attorney-in-Fact, Influence, Other)	If Control is Ownership Provide Percentage	Ultimate Controlling Entity(ies)/Person(s)	*
							DKV Immobilienverwaltungs GmbH, Köln	DEU	NIA	DKV Deutsche Krankenversicherung Aktiengesellschaft, Köln	Ownership	100.000	Munchener Ruckversicherung AG	
							DKV Residenz am Tibusplatz gGmbH, Munster	DEU	NIA	DKV Pflagedienste & Residenzen GmbH, Köln	Ownership	100.000	Munchener Ruckversicherung AG	
							DKV Servicios, S.A., Saragossa	ESP	NIA	DKV Seguros y Reaseguros, Sociedad Anónima Española, Saragossa	Ownership	100.000	Munchener Ruckversicherung AG	
							DKV-Residenz in der Contrescarpe GmbH, Bremen	DEU	NIA	DKV Pflagedienste & Residenzen GmbH, Köln	Ownership	100.000	Munchener Ruckversicherung AG	
							DRA Debt Recovery Agency B.V., s-Gravenhage	NLD	NIA	EDR Credit Services B.V., s-Gravenhage	Ownership	100.000	Munchener Ruckversicherung AG	
							E&S Claims Management Inc., Reston, Virginia, USA	US	NIA	Bell & Clements (USA) Inc, Reston, Virginia, USA	Other	0.000	Munchener Ruckversicherung AG	
							Economic Data Research B.V., Leidschendam	NLD	NIA	Economic Data Resources B.V., Leidschendam	Ownership	100.000	Munchener Ruckversicherung AG	
							Economic Data Resources B.V., Leidschendam	NLD	NIA	Economic Data Resources B.V., Leidschendam	Ownership	100.000	Munchener Ruckversicherung AG	
							EDR Acquisition B.V., Amsterdam	NLD	NIA	EDR Credit Services B.V., s-Gravenhage	Ownership	100.000	Munchener Ruckversicherung AG	
							EDR Credit Services B.V., s-Gravenhage	NLD	NIA	DAS Legal Finance B.V., Amsterdam	Ownership	100.000	Munchener Ruckversicherung AG	
							ERGO Alpha GmbH, Dusseldorf	DEU	NIA	ERGO Acquisition B.V., Amsterdam	Ownership	100.000	Munchener Ruckversicherung AG	
							ERGO Asia Management Pte. Ltd., Singapur	SGP	NIA	ERGO Versicherungsgruppe AG, Dusseldorf	Ownership	100.000	Munchener Ruckversicherung AG	
							ERGO GmbH, Herisau	CHE	NIA	ERGO International Aktiengesellschaft, Dusseldorf	Ownership	100.000	Munchener Ruckversicherung AG	
							ERGO Gourmet GmbH, Dusseldorf	DEU	NIA	ERGO Versicherungsgruppe AG, Dusseldorf	Ownership	100.000	Munchener Ruckversicherung AG	
							ERGO Immobilien-GmbH 1. DKV & Co. KG, Kreien	DEU	NIA	DKV Deutsche Krankenversicherung Aktiengesellschaft, Köln	Ownership	100.000	Munchener Ruckversicherung AG	
							ERGO Immobilien-GmbH 15.Victoria & Co. KG, Kreien	DEU	NIA	VICTORIA Lebensversicherung Aktiengesellschaft, Dusseldorf	Ownership	100.000	Munchener Ruckversicherung AG	
							ERGO Immobilien-GmbH 15.Victoria & Co. KG, Kreien	DEU	NIA	ERGO Immobilien-Verwaltungs-GmbH, Kreien	Other	0.000	Munchener Ruckversicherung AG	
							ERGO Immobilien-GmbH 4. DKV & Co. KG, Kreien	DEU	NIA	DKV Deutsche Krankenversicherung Aktiengesellschaft, Köln	Ownership	100.000	Munchener Ruckversicherung AG	
							ERGO Immobilien-GmbH 6.Hamburg-Mannheimer & Co. KG, Kreien	DEU	NIA	ERGO Lebensversicherung Aktiengesellschaft, Hamburg	Ownership	100.000	Munchener Ruckversicherung AG	
							ERGO Immobilien-GmbH 6.Hamburg-Mannheimer & Co. KG, Kreien	DEU	NIA	ERGO Immobilien-Verwaltungs-GmbH, Kreien	Other	0.000	Munchener Ruckversicherung AG	
							ERGO Immobilien-GmbH 7.Hamburg-Mannheimer & Co. KG, Kreien	DEU	NIA	ERGO Lebensversicherung Aktiengesellschaft, Hamburg	Ownership	100.000	Munchener Ruckversicherung AG	
							ERGO Immobilien-GmbH 7.Hamburg-Mannheimer & Co. KG, Kreien	DEU	NIA	ERGO Immobilien-Verwaltungs-GmbH, Kreien	Other	0.000	Munchener Ruckversicherung AG	
							ERGO Immobilien-Verwaltungs-GmbH, Kreien	DEU	NIA	ERGO Versicherungsgruppe AG, Dusseldorf	Ownership	100.000	Munchener Ruckversicherung AG	
							ERGO Insurance Service GmbH, Wien	AUT	NIA	Bank Austria Creditanstalt Versicherung AG, Wien	Ownership	49.800	Munchener Ruckversicherung AG	
							ERGO Insurance Service GmbH, Wien	AUT	NIA	ERGO Versicherung Aktiengesellschaft, Wien	Ownership	49.800	Munchener Ruckversicherung AG	
							ERGO Leben Asien Verwaltungs GmbH, Munchen	DEU	NIA	ERGO Lebensversicherung Aktiengesellschaft, Hamburg	Ownership	100.000	Munchener Ruckversicherung AG	
							ERGO PORTFOY YONETIMI A.S., Istanbul	TUR	NIA	ERGO Grubu Holding A.S., Istanbul	Ownership	100.000	Munchener Ruckversicherung AG	
							ERGO Private Capital GmbH, Dusseldorf	DEU	NIA	ERGO Versicherungsgruppe AG, Dusseldorf	Ownership	100.000	Munchener Ruckversicherung AG	
							ERGO Private Capital Zweite GmbH & Co. KG, Dusseldorf	DEU	NIA	ERGO Lebensversicherung Aktiengesellschaft, Hamburg	Ownership	72.000	Munchener Ruckversicherung AG	

98.18

SCHEDULE Y
PART 1A - DETAIL OF INSURANCE HOLDING COMPANY SYSTEM

1	2	3	4	5	6	7	8	9	10	11	12	13	14	15
Group Code	Group Name	NAIC Company Code	Federal ID Number	Federal RSSD	CIK	Name of Securities Exchange if Publicly Traded (U.S. or International)	Names of Parent, Subsidiaries Or Affiliates	Domiciliary Location	Relationship to Reporting Entity	Directly Controlled by (Name of Entity/Person)	Type of Control (Ownership, Board, Management, Attorney-in-Fact, Influence, Other)	If Control is Ownership Provide Percentage	Ultimate Controlling Entity(ies)/Person(s)	*
							ERGO Private Capital Zweite GmbH & Co. KG, Dusseldorf	DEU	NIA	VICTORIA Lebensversicherung Aktiengesellschaft, Dusseldorf	Ownership	23.500	Munchener Ruckversicherung AG	
							ERGO Private Capital Zweite GmbH & Co. KG, Dusseldorf	DEU	NIA	ERGO Pensionskasse AG, Dusseldorf	Ownership	3.500	Munchener Ruckversicherung AG	
							ERGO Private Capital Zweite GmbH & Co. KG, Dusseldorf	DEU	NIA	Hamburg-Mannheimer Pensionskasse AG, Hamburg	Ownership	1.000	Munchener Ruckversicherung AG	
							ERGO Private Capital Zweite GmbH & Co. KG, Dusseldorf	DEU	NIA	ERGO Private Capital GmbH, Dusseldorf	Other	0.000	Munchener Ruckversicherung AG	
							ERGO Pro Sp. z o.o., Warschau	POL	NIA	ERGO Lebensversicherung Aktiengesellschaft, Hamburg	Ownership	100.000	Munchener Ruckversicherung AG	
							ERGO Pro, spol. s r.o., Prag	CZE	NIA	ERGO Lebensversicherung Aktiengesellschaft, Hamburg	Ownership	100.000	Munchener Ruckversicherung AG	
							ERGO Specialty GmbH, Hamburg	DEU	NIA	ERGO Versicherung Aktiengesellschaft, Dusseldorf	Ownership	100.000	Munchener Ruckversicherung AG	
							ERGO Versicherungs- und Finanzierungs-Vermittlung GmbH, Hamburg	DEU	NIA	ERGO Versicherung Aktiengesellschaft, Dusseldorf	Ownership	100.000	Munchener Ruckversicherung AG	
							ERGO Zehnte Beteiligungsgesellschaft mbH, Dusseldorf	DEU	NIA	ERGO Versicherungsgruppe AG, Dusseldorf	Ownership	100.000	Munchener Ruckversicherung AG	
							ERIN Sigorta Aracilik Hizmetleri Limited Sirketi, Istanbul	TUR	NIA	ERGO International Aktiengesellschaft, Dusseldorf	Ownership	100.000	Munchener Ruckversicherung AG	
							ERV (China) Travel Service and Consulting Ltd., Beijing	CHN	NIA	European Assistance Holding GmbH, Munchen	Ownership	100.000	Munchener Ruckversicherung AG	
							ERV (India) Travel Service and Consulting Private Limited, Mumbai	IND	NIA	EUROPAISCHE Reiseversicherung Aktiengesellschaft, Munchen	Ownership	100.000	Munchener Ruckversicherung AG	
							ERV Seyahat Sigorta Aracilik Hizmetleri ve Danismanlik Ltd.Sti., Istanbul	TUR	NIA	EUROPAISCHE Reiseversicherung Aktiengesellschaft, Munchen	Ownership	99.000	Munchener Ruckversicherung AG	
							Esoleme 120012 S.L., Playa del Inglés	ESP	NIA	wse Solarpark Spanien 1 GmbH & Co. KG, Furth	Ownership	100.000	Munchener Ruckversicherung AG	
							Etics, s.r.o., Prag	CZE	NIA	ERV pojišt'ovna, a.s., Prag	Ownership	100.000	Munchener Ruckversicherung AG	
							Etoblete 160016 S.L., Madrid	ESP	NIA	wse Solarpark Spanien 1 GmbH & Co. KG, Furth	Ownership	100.000	Munchener Ruckversicherung AG	
							Etogibon 100010 S.L., Playa del Inglés	ESP	NIA	wse Solarpark Spanien 1 GmbH & Co. KG, Furth	Ownership	100.000	Munchener Ruckversicherung AG	
							Etolede 6006 S.L., Playa del Inglés	ESP	NIA	wse Solarpark Spanien 1 GmbH & Co. KG, Furth	Ownership	100.000	Munchener Ruckversicherung AG	
							EUREKA GmbH, Dusseldorf	DEU	NIA	VICTORIA Lebensversicherung Aktiengesellschaft, Dusseldorf	Ownership	33.300	Munchener Ruckversicherung AG	
							EUREKA GmbH, Dusseldorf	DEU	NIA	DKV Deutsche Krankenversicherung Aktiengesellschaft, Koln	Ownership	33.300	Munchener Ruckversicherung AG	
							EUREKA GmbH, Dusseldorf	DEU	NIA	ERGO Lebensversicherung Aktiengesellschaft, Hamburg	Ownership	33.300	Munchener Ruckversicherung AG	
							Euro Alarm Assistance Prague, Prag	CZE	NIA	ERV pojišt'ovna, a.s., Prag	Ownership	100.000	Munchener Ruckversicherung AG	
							Euro-Center (Cyprus) Ltd., Larnaca	CYP	NIA	Euro-Center Holding A/S, Kopenhagen	Ownership	100.000	Munchener Ruckversicherung AG	
							Euro-Center (Thailand) Co. Ltd., Bangkok	THA	NIA	Euro-Center Holding A/S, Kopenhagen	Ownership	100.000	Munchener Ruckversicherung AG	
							Euro-Center Cape Town (Pty.) Ltd., Cape Town	ZAF	NIA	Euro-Center Holding A/S, Kopenhagen	Ownership	100.000	Munchener Ruckversicherung AG	
							Euro-Center China (HK) Co., Ltd., Beijing	CHN	NIA	Euro-Center Holding A/S, Kopenhagen	Ownership	100.000	Munchener Ruckversicherung AG	
							Euro-Center Holding A/S, Kopenhagen	DNK	NIA	ERV Forsakringsaktiebolag (publ), Stockholm	Ownership	16.700	Munchener Ruckversicherung AG	
							Euro-Center Holding A/S, Kopenhagen	DNK	NIA	ERV pojišt'ovna, a.s., Prag	Ownership	16.700	Munchener Ruckversicherung AG	

ANNUAL STATEMENT FOR THE YEAR 2012 OF THE American Modern Select Insurance Co.

SCHEDULE Y

PART 1A - DETAIL OF INSURANCE HOLDING COMPANY SYSTEM

1	2	3	4	5	6	7	8	9	10	11	12	13	14	15
Group Code	Group Name	NAIC Company Code	Federal ID Number	Federal RSSD	CIK	Name of Securities Exchange if Publicly Traded (U.S. or International)	Names of Parent, Subsidiaries Or Affiliates	Domiciliary Location	Relationship to Reporting Entity	Directly Controlled by (Name of Entity/Person)	Type of Control (Ownership, Board, Management, Attorney-in-Fact, Influence, Other)	If Control is Ownership Provide Percentage	Ultimate Controlling Entity(ies)/Person(s)	*
							Euro-Center Holding A/S, Kopenhagen	.DNK	NIA	Europaeiske Rejseforsikring A/S, Kopenhagen	Ownership	16.700	Munchener Ruckversicherung AG	
							Euro-Center Holding A/S, Kopenhagen	.DNK	NIA	EUROPAISCHE Reiseversicherung Aktiengesellschaft, Munchen	Ownership	16.700	Munchener Ruckversicherung AG	
							Euro-Center Holding A/S, Kopenhagen	.DNK	NIA	Compania Europea de Seguros S.A., Madrid	Ownership	16.700	Munchener Ruckversicherung AG	
							Euro-Center Holding North Asia (HK) Pte. Ltd., Hongkong	.HKG	NIA	Euro-Center Holding A/S, Kopenhagen	Ownership	100.000	Munchener Ruckversicherung AG	
							Euro-Center Ltda., Rio de Janeiro	.BRA	NIA	Euro-Center Holding A/S, Kopenhagen	Ownership	100.000	Munchener Ruckversicherung AG	
							Euro-Center USA, Inc., New York	.US	NIA	Euro-Center Holding A/S, Kopenhagen	Ownership	100.000	Munchener Ruckversicherung AG	
							Euro-Center Yerel Yardim, Istanbul	.TUR	NIA	Euro-Center Holding A/S, Kopenhagen	Ownership	100.000	Munchener Ruckversicherung AG	
							Euro-Center, S.A. (Spain), Palma de Mallorca	.ESP	NIA	Euro-Center Holding A/S, Kopenhagen	Ownership	100.000	Munchener Ruckversicherung AG	
							Europaische (UK) Ltd., London	.GBR	NIA	EUROPAISCHE Reiseversicherung Aktiengesellschaft, Munchen	Ownership	100.000	Munchener Ruckversicherung AG	
							European Assistance Holding GmbH, Munchen	.DEU	NIA	EUROPAISCHE Reiseversicherung Aktiengesellschaft, Munchen	Ownership	60.000	Munchener Ruckversicherung AG	
							European Assistance Holding GmbH, Munchen	.DEU	NIA	Compania Europea de Seguros S.A., Madrid	Ownership	10.000	Munchener Ruckversicherung AG	
							European Assistance Holding GmbH, Munchen	.DEU	NIA	ERV Forsakringsaktiebolag (publ), Stockholm	Ownership	10.000	Munchener Ruckversicherung AG	
							European Assistance Holding GmbH, Munchen	.DEU	NIA	ERV pojišt'ovna, a.s., Prag	Ownership	10.000	Munchener Ruckversicherung AG	
							European Assistance Holding GmbH, Munchen	.DEU	NIA	Europaeiske Rejseforsikring A/S, Kopenhagen	Ownership	10.000	Munchener Ruckversicherung AG	
							Evaluación Médica TUW, S.L., Barcelona	.ESP	NIA	Munchener Ruckversicherung AG, Munchen	Ownership	100.000	Munchener Ruckversicherung AG	
							EVV Logistik Management GmbH, Dusseldorf	.DEU	NIA	VICTORIA Lebensversicherung Aktiengesellschaft, Dusseldorf	Ownership	64.000	Munchener Ruckversicherung AG	
							EVV Logistik Management GmbH, Dusseldorf	.DEU	NIA	DKV Deutsche Krankenversicherung Aktiengesellschaft, Koln	Ownership	20.000	Munchener Ruckversicherung AG	
							EVV Logistik Management GmbH, Dusseldorf	.DEU	NIA	ERGO Versicherungsgruppe AG, Dusseldorf	Ownership	16.000	Munchener Ruckversicherung AG	
							Exolvo GmbH, Hamburg	.DEU	NIA	ERGO Versicherungsgruppe AG, Dusseldorf	Ownership	100.000	Munchener Ruckversicherung AG	
							First Legal Protection Limited, Bristol	.GBR	NIA	DAS UK Holdings Limited, Bristol	Ownership	100.000	Munchener Ruckversicherung AG	
							First Marine Financial Services, Amelia, Ohio	.OH	NIA	American Modern Home Insurance Company, Amelia, Ohio	Ownership	100.000	Munchener Ruckversicherung AG	
							Forst Ebnath AG, Ebnath	.DEU	NIA	Munchener Ruckversicherung AG, Munchen	Ownership	96.700	Munchener Ruckversicherung AG	
							Gamaponti 140014 S.L., Madrid	.ESP	NIA	Munche Solarpark Spanien 1 GmbH & Co. KG, Furth	Ownership	100.000	Munchener Ruckversicherung AG	
							GBG Vogelsanger Strasse GmbH, Koln	.DEU	NIA	DKV Deutsche Krankenversicherung Aktiengesellschaft, Koln	Ownership	94.000	Munchener Ruckversicherung AG	
							Gebaude Service Gesellschaft Uberseering 35 mbH, Hamburg	.DEU	NIA	ERGO Lebensversicherung Aktiengesellschaft, Hamburg	Ownership	100.000	Munchener Ruckversicherung AG	
							GEMEDA Gesellschaft fur medizinische Datenerfassung und Auswertung sowie Serviceleistungen fur freie Berufe mbH, Koln	.DEU	NIA	DKV Deutsche Krankenversicherung Aktiengesellschaft, Koln	Ownership	100.000	Munchener Ruckversicherung AG	
							goDentis - Gesellschaft fur Innovation in der Zahnheilkunde mbH, Koln	.DEU	NIA	DKV Deutsche Krankenversicherung Aktiengesellschaft, Koln	Ownership	100.000	Munchener Ruckversicherung AG	
							goMedus Gesellschaft fur Qualitat in der Medizin mbH, Koln	.DEU	NIA	DKV Deutsche Krankenversicherung Aktiengesellschaft, Koln	Ownership	100.000	Munchener Ruckversicherung AG	
							goMedus GmbH & Co. KG, Koln	.DEU	NIA	DKV Deutsche Krankenversicherung Aktiengesellschaft, Koln	Ownership	100.000	Munchener Ruckversicherung AG	

ANNUAL STATEMENT FOR THE YEAR 2012 OF THE American Modern Select Insurance Co.

SCHEDULE Y

PART 1A - DETAIL OF INSURANCE HOLDING COMPANY SYSTEM

1	2	3	4	5	6	7	8	9	10	11	12	13	14	15
Group Code	Group Name	NAIC Company Code	Federal ID Number	Federal RSSD	CIK	Name of Securities Exchange if Publicly Traded (U.S. or International)	Names of Parent, Subsidiaries Or Affiliates	Domiciliary Location	Relationship to Reporting Entity	Directly Controlled by (Name of Entity/Person)	Type of Control (Ownership, Board, Management, Attorney-in-Fact, Influence, Other)	If Control is Ownership Provide Percentage	Ultimate Controlling Entity(ies)/Person(s)	*
							goMedus GmbH & Co. KG, Köln	DEU	NIA	goMedus Gesellschaft für Qualität in der Medizin mbH, Köln	Other	0.000	Munchener Rückversicherung AG	
							GRANCAN Sun-Line S.L., Madrid	ESP	NIA	wse Solarpark Spanien 1 GmbH & Co. KG, Furth	Ownership	100.000	Munchener Rückversicherung AG	
							Great Lakes Marine Insurance Agency Pty Ltd i.L., Sydney	AUS	NIA	Corion Pty Limited, Sydney	Ownership	100.000	Munchener Rückversicherung AG	
							Great Lakes Re Management Company (Belgium) S.A., Brussel	BEL	NIA	Munchener Rückversicherung AG, Munchen	Ownership	99.900	Munchener Rückversicherung AG	
							Great Lakes Re Management Company (Belgium) S.A., Brussel	BEL	NIA	Jupiter Vermögensverwaltungsgesellschaft mbH, Munchen	Ownership	0.100	Munchener Rückversicherung AG	
							Guanzu 2002 S.L., Madrid	ESP	NIA	wse Solarpark Spanien 1 GmbH & Co. KG, Furth	Ownership	100.000	Munchener Rückversicherung AG	
							Hamburger Hof Management GmbH, Hamburg	DEU	NIA	Munchener Rückversicherung AG, Munchen	Ownership	100.000	Munchener Rückversicherung AG	
							Hamburg-Mannheimer ForsikringService A/S, Kopenhagen	DNK	NIA	ERGO Lebensversicherung Aktiengesellschaft, Hamburg	Ownership	100.000	Munchener Rückversicherung AG	
							Hamburg-Mannheimer Rechtsschutz Schaden-Service GmbH, Hamburg	DEU	NIA	D.A.S. Deutscher Automobil Schutz Allgemeine Rechtsschutz-Versicherungs-Aktiengesellschaft, Munchen	Ownership	100.000	Munchener Rückversicherung AG	
							Hartford Steam Boiler Colombia Ltda.	COL	NIA	The Hartford Steam Boiler Inspection and Insurance Company of Connecticut, Hartford, Connecticut	Ownership	90.000	Munchener Rückversicherung AG	
							Hartford Steam Boiler Colombia Ltda.	COL	NIA	Global Standards LLC, Dover, Delaware	Ownership	10.000	Munchener Rückversicherung AG	
							Health OU, Tallinn	EST	NIA	ERGO Life Insurance SE, Vilnius	Ownership	100.000	Munchener Rückversicherung AG	
							Hestia Advanced Risk Solutions Sp. z o.o., Sopot	POL	NIA	Sopockie Towarzystwo Ubezpieczen Ergo Hestia Spolka Akcyjna, Sopot	Ownership	100.000	Munchener Rückversicherung AG	
							Hestia Loss Control Sp. z o.o., Sopot	POL	NIA	Sopockie Towarzystwo Ubezpieczen Ergo Hestia Spolka Akcyjna, Sopot	Ownership	100.000	Munchener Rückversicherung AG	
							HMI S.r.l., Verona	ITA	NIA	VFG Vorsorge-Finanzierungsconsulting GmbH, Wien	Ownership	100.000	Munchener Rückversicherung AG	
							Horbach GmbH Versicherungsvermittlung und Finanzdienstleistungen, Dusseldorf	DEU	NIA	Merkur Grundstücks- und Beteiligungs-Gesellschaft mit beschränkter Haftung, Dusseldorf	Ownership	70.100	Munchener Rückversicherung AG	
			06-1041366				HSB Associates, Inc.	NY	NIA	The Hartford Steam Boiler Inspection and Insurance Company, Hartford, Connecticut	Ownership	100.000	Munchener Rückversicherung AG	
							HSB Inspection Quality, Limited	GBR	NIA	The Hartford Steam Boiler Inspection and Insurance Company of Connecticut, Hartford, Connecticut	Ownership	100.000	Munchener Rückversicherung AG	
			06-1088420				HSB Investment Corp.	CT	NIA	The Hartford Steam Boiler Inspection and Insurance Company, Hartford, Connecticut	Ownership	100.000	Munchener Rückversicherung AG	
			06-1566995				HSB Ventures Inc.	DE	NIA	HSB Engineering Finance Corporations, Dover, Delaware	Ownership	100.000	Munchener Rückversicherung AG	
							Humanity B.V., s-Gravenhage	NLD	NIA	EDR Credit Services B.V., s-Gravenhage	Ownership	100.000	Munchener Rückversicherung AG	
							IDEENKAPITAL Anlagebetreuungs GmbH, Dusseldorf	DEU	NIA	IDEENKAPITAL GmbH, Dusseldorf	Ownership	100.000	Munchener Rückversicherung AG	
							Ideenkapital Client Service GmbH, Dusseldorf	DEU	NIA	IDEENKAPITAL GmbH, Dusseldorf	Ownership	100.000	Munchener Rückversicherung AG	
							Ideenkapital erste Investoren Service GmbH, Dusseldorf	DEU	NIA	Ideenkapital Client Service GmbH, Dusseldorf	Ownership	100.000	Munchener Rückversicherung AG	

ANNUAL STATEMENT FOR THE YEAR 2012 OF THE American Modern Select Insurance Co.

SCHEDULE Y

PART 1A - DETAIL OF INSURANCE HOLDING COMPANY SYSTEM

1	2	3	4	5	6	7	8	9	10	11	12	13	14	15
Group Code	Group Name	NAIC Company Code	Federal ID Number	Federal RSSD	CIK	Name of Securities Exchange if Publicly Traded (U.S. or International)	Names of Parent, Subsidiaries Or Affiliates	Domiciliary Location	Relationship to Reporting Entity	Directly Controlled by (Name of Entity/Person)	Type of Control (Ownership, Board, Management, Attorney-in-Fact, Influence, Other)	If Control is Ownership Provide Percentage	Ultimate Controlling Entity(ies)/Person(s)	*
							Ideenkapital Fonds Treuhand GmbH, Dusseldorf	DEU	NIA	Ideenkapital Client Service GmbH, Dusseldorf	Ownership	100.000	Munchener Ruckversicherung AG	
							Ideenkapital Media Treuhand GmbH, Dusseldorf	DEU	NIA	Ideenkapital Client Service GmbH, Dusseldorf	Ownership	100.000	Munchener Ruckversicherung AG	
							IDEENKAPITAL Metropolen Europa Verwaltungsgesellschaft mbH, Dusseldorf	DEU	NIA	IK Komp GmbH, Dusseldorf	Ownership	100.000	Munchener Ruckversicherung AG	
							IDEENKAPITAL PRORENDITA EINS Treuhandgesellschaft mbH, Dusseldorf	DEU	NIA	Ideenkapital Client Service GmbH, Dusseldorf	Ownership	100.000	Munchener Ruckversicherung AG	
							IDEENKAPITAL Schiffsfonds Treuhand GmbH, Dusseldorf	DEU	NIA	Ideenkapital Client Service GmbH, Dusseldorf	Ownership	100.000	Munchener Ruckversicherung AG	
							Ideenkapital Treuhand GmbH, Dusseldorf	DEU	NIA	Ideenkapital Client Service GmbH, Dusseldorf	Ownership	100.000	Munchener Ruckversicherung AG	
							Ideenkapital Treuhand US Real Estate eins GmbH, Dusseldorf	DEU	NIA	Ideenkapital Client Service GmbH, Dusseldorf	Ownership	100.000	Munchener Ruckversicherung AG	
							IK Einkauf Objektverwaltungsgesellschaft mbH, Dusseldorf	DEU	NIA	IK Komp GmbH, Dusseldorf	Ownership	100.000	Munchener Ruckversicherung AG	
							IK Einkaufsmarkte Deutschland Verwaltungsgesellschaft mbH, Dusseldorf	DEU	NIA	IK Komp GmbH, Dusseldorf	Ownership	100.000	Munchener Ruckversicherung AG	
							IK FE Fonds Management GmbH, Dusseldorf	DEU	NIA	IDEENKAPITAL GmbH, Dusseldorf	Ownership	100.000	Munchener Ruckversicherung AG	
							IK FE Management GmbH, Dusseldorf	DEU	NIA	IDEENKAPITAL Financial Engineering GmbH, Dusseldorf	Ownership	100.000	Munchener Ruckversicherung AG	
							IK Komp GmbH, Dusseldorf	DEU	NIA	IDEENKAPITAL GmbH, Dusseldorf	Ownership	100.000	Munchener Ruckversicherung AG	
							IK Objekt Bensheim GmbH, Dusseldorf	DEU	NIA	IK Komp GmbH, Dusseldorf	Ownership	100.000	Munchener Ruckversicherung AG	
							IK Objekt Frankfurt Theodor-Heuss-Allee GmbH, Dusseldorf	DEU	NIA	IDEENKAPITAL Financial Engineering GmbH, Dusseldorf	Ownership	100.000	Munchener Ruckversicherung AG	
							IK Pflegezentrum Uelzen Verwaltungs-GmbH, Dusseldorf	DEU	NIA	IK Komp GmbH, Dusseldorf	Ownership	100.000	Munchener Ruckversicherung AG	
							IK Property Eins Verwaltungsgesellschaft mbH, Hamburg	DEU	NIA	IK Komp GmbH, Dusseldorf	Ownership	100.000	Munchener Ruckversicherung AG	
							IK Property Treuhand GmbH, Dusseldorf	DEU	NIA	Ideenkapital Client Service GmbH, Dusseldorf	Ownership	100.000	Munchener Ruckversicherung AG	
							IK US Portfolio Invest DREI Verwaltungs-GmbH, Dusseldorf	DEU	NIA	IK Komp GmbH, Dusseldorf	Ownership	100.000	Munchener Ruckversicherung AG	
							IK US Portfolio Invest Verwaltungs-GmbH, Dusseldorf	DEU	NIA	IK Komp GmbH, Dusseldorf	Ownership	100.000	Munchener Ruckversicherung AG	
							IK US Portfolio Invest ZWEI Verwaltungs-GmbH, Dusseldorf	DEU	NIA	IK Komp GmbH, Dusseldorf	Ownership	100.000	Munchener Ruckversicherung AG	
							InterAssistance Gesellschaft fur Dienstleistungen mit beschränkter Haftung, Munchen	DEU	NIA	ERGO Versicherung Aktiengesellschaft, Dusseldorf	Ownership	100.000	Munchener Ruckversicherung AG	
							Janus Vermögensverwaltungsgesellschaft mbH, Munchen	DEU	NIA	Munchener Ruckversicherung AG, Munchen	Ownership	100.000	Munchener Ruckversicherung AG	
							Jupiter Vermögensverwaltungsgesellschaft mbH, Munchen	DEU	NIA	Munchener Ruckversicherung AG, Munchen	Ownership	100.000	Munchener Ruckversicherung AG	
							K & P Objekt Hamburg Hamburger Strasse GmbH, Dusseldorf	DEU	NIA	IK Komp GmbH, Dusseldorf	Ownership	100.000	Munchener Ruckversicherung AG	
							K & P Objekt Munchen Hufelandstrasse GmbH, Dusseldorf	DEU	NIA	IK Komp GmbH, Dusseldorf	Ownership	100.000	Munchener Ruckversicherung AG	
							KQV Solarpark Franken 1 GmbH & Co. KG, Furth	DEU	NIA	ERGO DIREKT Versicherung AG, Furth	Ownership	100.000	Munchener Ruckversicherung AG	

ANNUAL STATEMENT FOR THE YEAR 2012 OF THE American Modern Select Insurance Co.

SCHEDULE Y

PART 1A - DETAIL OF INSURANCE HOLDING COMPANY SYSTEM

1	2	3	4	5	6	7	8	9	10	11	12	13	14	15
Group Code	Group Name	NAIC Company Code	Federal ID Number	Federal RSSD	CIK	Name of Securities Exchange if Publicly Traded (U.S. or International)	Names of Parent, Subsidiaries Or Affiliates	Domiciliary Location	Relationship to Reporting Entity	Directly Controlled by (Name of Entity/Person)	Type of Control (Ownership, Board, Management, Attorney-in-Fact, Influence, Other)	If Control is Ownership Provide Percentage	Ultimate Controlling Entity(ies)/Person(s)	*
							Kuik & Partners Credit Management BVBA, Brussel	BEL	NIA	Kuik & Partners Rechtsdeurwaarders & Incassobureau B.V., Eindhoven	Ownership	98.900	Munchener Ruckversicherung AG	
							Kuik & Partners Rechtsdeurwaarders & Incassobureau B.V., Eindhoven	NLD	NIA	LAVG Associatie van Rechtsdeurwaarders Zuid Holding B.V., Breda	Ownership	100.000	Munchener Ruckversicherung AG	
							Larus Vermögensverwaltungsgesellschaft mbH, Munchen	DEU	NIA	Munchener Ruckversicherung AG, Munchen	Ownership	100.000	Munchener Ruckversicherung AG	
							LAVG Zuid B.V., Breda	NLD	NIA	LAVG Associatie van Rechtsdeurwaarders Zuid Holding B.V., Breda	Ownership	100.000	Munchener Ruckversicherung AG	
							LawAssist Limited, Bristol	GBR	NIA	Amicus Legal Ltd., Bristol	Ownership	100.000	Munchener Ruckversicherung AG	
							Legal Net GmbH, Munchen	DEU	NIA	D.A.S. Deutscher Automobil Schutz Allgemeine Rechtsschutz-Versicherungs-Aktiengesellschaft, Munchen	Ownership	100.000	Munchener Ruckversicherung AG	
							m:editerran POWER FRANCE GmbH, Nurnberg	DEU	NIA	m:editerran POWER GmbH & Co. KG, Nurnberg	Ownership	100.000	Munchener Ruckversicherung AG	
							m:editerran Power S.a.s. di welivit Solar Italia S.r.l., Bozen	ITA	NIA	m:editerran POWER GmbH & Co. KG, Nurnberg	Ownership	100.000	Munchener Ruckversicherung AG	
							m:editerran Power S.a.s. di welivit Solar Italia S.r.l., Bozen	ITA	NIA	Welivit Solar Italia s.r.l., Bozen	Ownership	0.000	Munchener Ruckversicherung AG	
			31-0831559				MAM Munich Asset Management GmbH, Munchen	DEU	NIA	Munchener Ruckversicherung AG, Munchen	Ownership	100.000	Munchener Ruckversicherung AG	
							Marbury Agency, Inc.	OH	NIA	Midland-Guardian Co., Amelia, Ohio	Ownership	100.000	Munchener Ruckversicherung AG	
							MAYFAIR Financing GmbH, Munchen	DEU	NIA	MEAG MUNICH ERGO AssetManagement GmbH, Munchen	Ownership	100.000	Munchener Ruckversicherung AG	
							MAYFAIR Holding GmbH, Dusseldorf	DEU	NIA	ERGO Versicherungsgruppe AG, Dusseldorf	Ownership	100.000	Munchener Ruckversicherung AG	
							MEAG Hong Kong, Ltd.	HKG	NIA	MEAG New York Corporation, Wilmington, Delaware	Ownership	100.000	Munchener Ruckversicherung AG	
							MEAG Luxembourg S.à r.l., Luxemburg	LUX	NIA	MEAG MUNICH ERGO Kapitalanlagegesellschaft mbH, Munchen	Ownership	100.000	Munchener Ruckversicherung AG	
							MEAG Property Management GmbH, Munchen	DEU	NIA	MEAG MUNICH ERGO AssetManagement GmbH, Munchen	Ownership	100.000	Munchener Ruckversicherung AG	
							MEAG Real Estate Erste Beteiligungsgesellschaft, Munchen	DEU	NIA	MEAG MUNICH ERGO AssetManagement GmbH, Munchen	Ownership	100.000	Munchener Ruckversicherung AG	
							Mediastream Consulting GmbH, Grunwald	DEU	NIA	IDEENKAPITAL Media Finance GmbH, Dusseldorf	Ownership	100.000	Munchener Ruckversicherung AG	
							Mediastream Dritte Film GmbH, Grunwald	DEU	NIA	IDEENKAPITAL Media Finance GmbH, Dusseldorf	Ownership	100.000	Munchener Ruckversicherung AG	
							Mediastream Film GmbH, Grunwald	DEU	NIA	IDEENKAPITAL Media Finance GmbH, Dusseldorf	Ownership	100.000	Munchener Ruckversicherung AG	
							Mediastream Vierte Medien GmbH, Grunwald	DEU	NIA	IDEENKAPITAL Media Finance GmbH, Dusseldorf	Ownership	100.000	Munchener Ruckversicherung AG	
							Mediastream Zweite Film GmbH, Grunwald	DEU	NIA	IDEENKAPITAL Media Finance GmbH, Dusseldorf	Ownership	100.000	Munchener Ruckversicherung AG	
							MedNet Europa GmbH, Munchen	DEU	NIA	MedNet Holding GmbH, Munchen	Ownership	100.000	Munchener Ruckversicherung AG	
							MedNet Gulf E.C., Manama	BHR	NIA	MedNet Holding GmbH, Munchen	Ownership	100.000	Munchener Ruckversicherung AG	
							MedNet International Offshore SAL, Beirut	LBN	NIA	MedNet International Ltd., Nicosia	Ownership	99.700	Munchener Ruckversicherung AG	
							MedWell Gesundheits-AG, Koln	DEU	NIA	DKV Deutsche Krankenversicherung Aktiengesellschaft, Koln	Ownership	100.000	Munchener Ruckversicherung AG	
							MESA ASISTENCIA, S.A., Madrid	ESP	NIA	Compania Europea de Seguros S.A., Madrid	Ownership	99.900	Munchener Ruckversicherung AG	
							MFI Munich Finance and Investment Holding Ltd., Ta' Xbiex	MLT	NIA	Comino Beteiligungen GmbH, Grunwald	Ownership	100.000	Munchener Ruckversicherung AG	

ANNUAL STATEMENT FOR THE YEAR 2012 OF THE American Modern Select Insurance Co.

SCHEDULE Y

PART 1A - DETAIL OF INSURANCE HOLDING COMPANY SYSTEM

1	2	3	4	5	6	7	8	9	10	11	12	13	14	15
Group Code	Group Name	NAIC Company Code	Federal ID Number	Federal RSSD	CIK	Name of Securities Exchange if Publicly Traded (U.S. or International)	Names of Parent, Subsidiaries Or Affiliates	Domiciliary Location	Relationship to Reporting Entity	Directly Controlled by (Name of Entity/Person)	Type of Control (Ownership, Board, Management, Attorney-in-Fact, Influence, Other)	If Control is Ownership Provide Percentage	Ultimate Controlling Entity(ies)/Person(s)	*
							MFI Munich Finance and Investment Holding Ltd., Ta' Xbiex	..MLT.	..NIA.	MunichFinancialGroup GmbH, Munchen	Ownership	..0.000	Munchener Ruckversicherung AG	
							MFI Munich Finance and Investment Ltd., Ta' Xbiex	..MLT.	..NIA.	MunichFinancialGroup GmbH, Munchen	Ownership	..100.000	Munchener Ruckversicherung AG	
							MFI Munich Finance and Investment Ltd., Ta' Xbiex	..MLT.	..NIA.	MunichFinancialGroup GmbH, Munchen	Ownership	..0.000	Munchener Ruckversicherung AG	
							miCura Pflegedienste Berlin GmbH, Berlin	..DEU.	..NIA.	DKV Pflegedienste & Residenzen GmbH, Koln	Ownership	..100.000	Munchener Ruckversicherung AG	
							miCura Pflegedienste Bremen GmbH, Bremen	..DEU.	..NIA.	DKV Pflegedienste & Residenzen GmbH, Koln	Ownership	..100.000	Munchener Ruckversicherung AG	
							miCura Pflegedienste Dusseldorf GmbH, Dusseldorf	..DEU.	..NIA.	DKV Pflegedienste & Residenzen GmbH, Koln	Ownership	..100.000	Munchener Ruckversicherung AG	
							miCura Pflegedienste GmbH, Koln	..DEU.	..NIA.	DKV Pflegedienste & Residenzen GmbH, Koln	Ownership	..100.000	Munchener Ruckversicherung AG	
							miCura Pflegedienste Hamburg GmbH, Hamburg	..DEU.	..NIA.	DKV Pflegedienste & Residenzen GmbH, Koln	Ownership	..100.000	Munchener Ruckversicherung AG	
							miCura Pflegedienste Krefeld GmbH, Krefeld	..DEU.	..NIA.	DKV Pflegedienste & Residenzen GmbH, Koln	Ownership	..100.000	Munchener Ruckversicherung AG	
							miCura Pflegedienste Munchen / Dachau GmbH, Dachau	..DEU.	..NIA.	DKV Pflegedienste & Residenzen GmbH, Koln	Ownership	..51.000	Munchener Ruckversicherung AG	
							miCura Pflegedienste Munchen GmbH, Munchen	..DEU.	..NIA.	DKV Pflegedienste & Residenzen GmbH, Koln	Ownership	..100.000	Munchener Ruckversicherung AG	
							miCura Pflegedienste Munchen Ost GmbH, Munchen	..DEU.	..NIA.	DKV Pflegedienste & Residenzen GmbH, Koln	Ownership	..65.000	Munchener Ruckversicherung AG	
							miCura Pflegedienste Munster GmbH, Munster	..DEU.	..NIA.	DKV Pflegedienste & Residenzen GmbH, Koln	Ownership	..100.000	Munchener Ruckversicherung AG	
							miCura Pflegedienste Nurnberg GmbH, Nurnberg	..DEU.	..NIA.	DKV Pflegedienste & Residenzen GmbH, Koln	Ownership	..51.000	Munchener Ruckversicherung AG	
			98-0557018				MR Beteiligungen 14. GmbH, Munchen	..DEU.	..NIA.	Munchener Ruckversicherung AG, Munchen	Ownership	..100.000	Munchener Ruckversicherung AG	
			98-0557018				MR Beteiligungen 15. GmbH, Munchen	..DEU.	..NIA.	Munchener Ruckversicherung AG, Munchen	Ownership	..100.000	Munchener Ruckversicherung AG	
			98-0557018				MR Beteiligungen 16. GmbH, Munchen	..DEU.	..NIA.	Munchener Ruckversicherung AG, Munchen	Ownership	..100.000	Munchener Ruckversicherung AG	
			98-0557018				MR Beteiligungen 18. GmbH, Grunwald	..DEU.	..NIA.	Munchener Ruckversicherung AG, Munchen	Ownership	..100.000	Munchener Ruckversicherung AG	
			98-0557018				MR Beteiligungen AG, Grunwald	..DEU.	..NIA.	Munchener Ruckversicherung AG, Munchen	Ownership	..100.000	Munchener Ruckversicherung AG	
			98-0557018				MR ERGO Beteiligungen GmbH, Munchen	..DEU.	..NIA.	Munchener Ruckversicherung AG, Munchen	Ownership	..100.000	Munchener Ruckversicherung AG	
			27-3698845				MR Parkview Holding Corporation	..DE.	..NIA.	Munich American Holding Corporation, Wilmington, Delaware	Ownership	..100.000	Munchener Ruckversicherung AG	
							MR RENT-Management GmbH, Munchen	..DEU.	..NIA.	Munchener Ruckversicherung AG, Munchen	Ownership	..100.000	Munchener Ruckversicherung AG	
							MR Solar Beneixama GmbH, Nurnberg	..DEU.	..NIA.	MR Solar GmbH & Co. KG, Nurnberg	Ownership	..100.000	Munchener Ruckversicherung AG	
							Munchener Consultora Internacional S.R.L., Santiago de Chile	..CHL.	..NIA.	Munchener Ruckversicherung AG, Munchen	Ownership	..90.000	Munchener Ruckversicherung AG	
							Munchener Consultora Internacional S.R.L., Santiago de Chile	..CHL.	..NIA.	Jupiter Vermögensverwaltungsgesellschaft mbH, Munchen	Ownership	..10.000	Munchener Ruckversicherung AG	
							Munchener de Argentina Servicios Técnicos S. R. L., Buenos Aires	..ARG.	..NIA.	Munchener Ruckversicherung AG, Munchen	Ownership	..90.000	Munchener Ruckversicherung AG	
							Munchener de Colombia S.A. Corredores de Reaseguros, Santa Fe de Bogota D.C.	..COL.	..NIA.	Munchener Ruckversicherung AG, Munchen	Ownership	..100.000	Munchener Ruckversicherung AG	
							Munchener de Mexico S. A., Mexico	..MEX.	..NIA.	Munich Holdings Ltd., Toronto	Ownership	..100.000	Munchener Ruckversicherung AG	
							Munchener de Mexico S. A., Mexico	..MEX.	..NIA.	Munchener Ruckversicherung AG, Munchen	Ownership	..0.000	Munchener Ruckversicherung AG	
							Munchener de Venezuela C.A. Intermediaria de Reaseguros, Caracas	..VEN.	..NIA.	Munich Holdings Ltd., Toronto	Ownership	..100.000	Munchener Ruckversicherung AG	
							Munchener Ecoconsult GmbH i.L., Munchen	..DEU.	..NIA.	Munchener Ruckversicherung AG, Munchen	Ownership	..100.000	Munchener Ruckversicherung AG	

98.24

ANNUAL STATEMENT FOR THE YEAR 2012 OF THE American Modern Select Insurance Co.

SCHEDULE Y

PART 1A - DETAIL OF INSURANCE HOLDING COMPANY SYSTEM

1	2	3	4	5	6	7	8	9	10	11	12	13	14	15
Group Code	Group Name	NAIC Company Code	Federal ID Number	Federal RSSD	CIK	Name of Securities Exchange if Publicly Traded (U.S. or International)	Names of Parent, Subsidiaries Or Affiliates	Domiciliary Location	Relationship to Reporting Entity	Directly Controlled by (Name of Entity/Person)	Type of Control (Ownership, Board, Management, Attorney-in-Fact, Influence, Other)	If Control is Ownership Provide Percentage	Ultimate Controlling Entity(ies)/Person(s)	*
							Munchener Finanzgruppe AG Beteiligungen, Munchen	DEU	NIA	Munchener Ruckversicherung AG, Munchen	Ownership	100.000	Munchener Ruckversicherung AG	
							Munchener Vermögensverwaltung GmbH, Munchen	DEU	NIA	Munchener Ruckversicherung AG, Munchen	Ownership	100.000	Munchener Ruckversicherung AG	
							Munich American Reassurance Company PAC, Inc., Atlanta, GA	GA	NIA	Munich American Reassurance Company, Atlanta, Georgia	Other	0.000	Munchener Ruckversicherung AG	
							Munich Canada Systems Corporation, Toronto	CAN	NIA	Munich Reinsurance Company of Canada, Toronto	Ownership	100.000	Munchener Ruckversicherung AG	
			22-3577668				Munich Columbia Square Corp.	US	NIA	Munchener Ruckversicherung AG, Munchen	Ownership	100.000	Munchener Ruckversicherung AG	
							Munich Management Pte. Ltd., Singapur	SGP	NIA	Munich Holdings Ltd., Toronto	Ownership	100.000	Munchener Ruckversicherung AG	
			13-2940720				Munich Re America Brokers, Inc.	DE	NIA	Munich American Holding Corporation, Wilmington, Delaware	Ownership	100.000	Munchener Ruckversicherung AG	
							Munich Re America Management, Ltd.	GBR	NIA	Munich American Holding Corporation, Wilmington, Delaware	Ownership	100.000	Munchener Ruckversicherung AG	
							Munich Re Automation Solutions GmbH, Grunwald	DEU	NIA	Munich Re Automation Solutions Limited, Dublin	Ownership	100.000	Munchener Ruckversicherung AG	
							Munich Re Automation Solutions Inc., Wilmington, Delaware	DEU	NIA	Munich Re Automation Solutions Limited, Dublin	Ownership	100.000	Munchener Ruckversicherung AG	
							Munich Re Automation Solutions KK, Tokyo	JPN	NIA	Munich Re Automation Solutions Limited, Dublin	Ownership	100.000	Munchener Ruckversicherung AG	
							Munich Re Automation Solutions Pty Limited, Sydney	AUS	NIA	Munich Re Automation Solutions Limited, Dublin	Ownership	100.000	Munchener Ruckversicherung AG	
							Munich Re Capital Markets GmbH, Munchen	DEU	NIA	Munchener Ruckversicherung AG, Munchen	Ownership	100.000	Munchener Ruckversicherung AG	
							Munich Re General (UK) Limited i.L., London	GBR	NIA	Munchener Ruckversicherung AG, Munchen	Ownership	100.000	Munchener Ruckversicherung AG	
							Munich Re India Services Private Limited, Mumbai	IND	NIA	Munchener Ruckversicherung AG, Munchen	Ownership	99.000	Munchener Ruckversicherung AG	
							Munich Re India Services Private Limited, Mumbai	IND	NIA	Jupiter Vermögensverwaltungsgesellschaft mbH, Munchen	Ownership	1.000	Munchener Ruckversicherung AG	
							Munich Re Japan Services K. K., Tokio	JPN	NIA	Munchener Ruckversicherung AG, Munchen	Ownership	100.000	Munchener Ruckversicherung AG	
							Munich Re Life and Health (UK) Plc., London	GBR	NIA	Munchener Ruckversicherung AG, Munchen	Ownership	100.000	Munchener Ruckversicherung AG	
							Munich Re Underwriting Agents (DIFC) Limited, Dubai	ARE	NIA	Munich Re of Malta Holding Limited, Ta' Xbiex	Ownership	100.000	Munchener Ruckversicherung AG	
							Munich-American Global Services (Munich) GmbH (A)	DEU	NIA	Munich American Holding Corporation, Wilmington, Delaware	Ownership	100.000	Munchener Ruckversicherung AG	
							Munich-American Risk Partners GmbH, Munchen	DEU	NIA	Munchener Ruckversicherung AG, Munchen	Ownership	100.000	Munchener Ruckversicherung AG	
							Munich-Canada Management Corp. Ltd., Toronto	CAN	NIA	Munich Holdings Ltd., Toronto	Ownership	100.000	Munchener Ruckversicherung AG	
							MunichFinancialGroup AG Holding, Munchen	DEU	NIA	Munchener Ruckversicherung AG, Munchen	Ownership	100.000	Munchener Ruckversicherung AG	
							MunichFinancialGroup GmbH, Munchen	DEU	NIA	Munchener Ruckversicherung AG, Munchen	Ownership	100.000	Munchener Ruckversicherung AG	
							MunichFinancialServices AG Holding, Munchen	DEU	NIA	Munchener Ruckversicherung AG, Munchen	Ownership	100.000	Munchener Ruckversicherung AG	
							Munichre Service Limited, Hong Kong	HKG	NIA	Munich Holdings Ltd., Toronto	Ownership	100.000	Munchener Ruckversicherung AG	
							Naretoblera 170017 S.L., Madrid	ESP	NIA	wse Solarpark Spanien 1 GmbH & Co. KG, Furth	Ownership	100.000	Munchener Ruckversicherung AG	
							Nassau Incasso Services Den Haag B.V., s-Gravenhage	NLD	NIA	Bureau voor kredietinformaties Janssen Holding B.V., s-Gravenhage	Ownership	100.000	Munchener Ruckversicherung AG	
							Nerruze 120012 S.L., Madrid	ESP	NIA	wse Solarpark Spanien 1 GmbH & Co. KG, Furth	Ownership	100.000	Munchener Ruckversicherung AG	

ANNUAL STATEMENT FOR THE YEAR 2012 OF THE American Modern Select Insurance Co.

SCHEDULE Y

PART 1A - DETAIL OF INSURANCE HOLDING COMPANY SYSTEM

1	2	3	4	5	6	7	8	9	10	11	12	13	14	15
Group Code	Group Name	NAIC Company Code	Federal ID Number	Federal RSSD	CIK	Name of Securities Exchange if Publicly Traded (U.S. or International)	Names of Parent, Subsidiaries Or Affiliates	Domiciliary Location	Relationship to Reporting Entity	Directly Controlled by (Name of Entity/Person)	Type of Control (Ownership, Board, Management, Attorney-in-Fact, Influence, Other)	If Control is Ownership Provide Percentage	Ultimate Controlling Entity(ies)/Person(s)	*
			76-0422730			Nicamballo 1001 S.L., Playa del Inglés	Nicamballo 1001 S.L., Playa del Inglés	ESP	NIA	wse Solarpark Spanien 1 GmbH & Co. KG, Furth	Ownership	100.000	Munchener Ruckversicherung AG	
			06-1120606			OHM Services of Texas, Inc.	OHM Services of Texas, Inc.	WA	NIA	Olympic Health Management Systems, Inc., Atlanta, GA	Ownership	100.000	Munchener Ruckversicherung AG	
						Olbodega 4004 S.L., Playa del Inglés	Olbodega 4004 S.L., Playa del Inglés	ESP	NIA	wse Solarpark Spanien 1 GmbH & Co. KG, Furth	Ownership	100.000	Munchener Ruckversicherung AG	
						One State Street Intermediaries, Inc.	One State Street Intermediaries, Inc.	CT	NIA	HSB Associates, Inc, New York	Ownership	100.000	Munchener Ruckversicherung AG	
						Oracuet 160016 S.L., Playa del Inglés	Oracuet 160016 S.L., Playa del Inglés	ESP	NIA	wse Solarpark Spanien 1 GmbH & Co. KG, Furth	Ownership	100.000	Munchener Ruckversicherung AG	
						Oragulno 9009 S.L., Playa del Inglés	Oragulno 9009 S.L., Playa del Inglés	ESP	NIA	wse Solarpark Spanien 1 GmbH & Co. KG, Furth	Ownership	100.000	Munchener Ruckversicherung AG	
						Oraunte 130013 S.L., Playa del Inglés	Oraunte 130013 S.L., Playa del Inglés	ESP	NIA	wse Solarpark Spanien 1 GmbH & Co. KG, Furth	Ownership	100.000	Munchener Ruckversicherung AG	
						Orrazipo 110011 S.L., Madrid	Orrazipo 110011 S.L., Madrid	ESP	NIA	wse Solarpark Spanien 1 GmbH & Co. KG, Furth	Ownership	100.000	Munchener Ruckversicherung AG	
						Otusleme 3003 S.L., Playa del Inglés	Otusleme 3003 S.L., Playa del Inglés	ESP	NIA	wse Solarpark Spanien 1 GmbH & Co. KG, Furth	Ownership	100.000	Munchener Ruckversicherung AG	
						P.A.N. Verwaltungs GmbH, Grunwald	P.A.N. Verwaltungs GmbH, Grunwald	DEU	NIA	Munchener Ruckversicherung AG, Munchen	Ownership	99.000	Munchener Ruckversicherung AG	
						PLATINIA Verwaltungs-GmbH, Munchen	PLATINIA Verwaltungs-GmbH, Munchen	DEU	NIA	IDEENKAPITAL Media Finance GmbH, Dusseldorf	Ownership	100.000	Munchener Ruckversicherung AG	
						ProContact Sp. z o.o., Gdansk	ProContact Sp. z o.o., Gdansk	POL	NIA	Sopockie Towarzystwo Ubezpieczen Ergo Hestia Spolka Akcyjna, Sopot	Ownership	100.000	Munchener Ruckversicherung AG	
						PROENDITA DREI Verwaltungsgesellschaft mbH, Hamburg	PROENDITA DREI Verwaltungsgesellschaft mbH, Hamburg	DEU	NIA	IK Komp GmbH, Dusseldorf	Ownership	100.000	Munchener Ruckversicherung AG	
						PROENDITA EINS Verwaltungsgesellschaft mbH, Hamburg	PROENDITA EINS Verwaltungsgesellschaft mbH, Hamburg	DEU	NIA	IK Komp GmbH, Dusseldorf	Ownership	100.000	Munchener Ruckversicherung AG	
						PROENDITA Fünf Verwaltungsgesellschaft mbH, Hamburg	PROENDITA Fünf Verwaltungsgesellschaft mbH, Hamburg	DEU	NIA	IK Komp GmbH, Dusseldorf	Ownership	100.000	Munchener Ruckversicherung AG	
						PROENDITA VIER Verwaltungsgesellschaft mbH, Hamburg	PROENDITA VIER Verwaltungsgesellschaft mbH, Hamburg	DEU	NIA	IK Komp GmbH, Dusseldorf	Ownership	100.000	Munchener Ruckversicherung AG	
						PROENDITA ZWEI Verwaltungsgesellschaft mbH, Hamburg	PROENDITA ZWEI Verwaltungsgesellschaft mbH, Hamburg	DEU	NIA	IK Komp GmbH, Dusseldorf	Ownership	100.000	Munchener Ruckversicherung AG	
						ProVictor Immobilien GmbH, Dusseldorf	ProVictor Immobilien GmbH, Dusseldorf	DEU	NIA	MEAG MUNICH ERGO AssetManagement GmbH, Munchen	Ownership	50.000	Munchener Ruckversicherung AG	
						ProVictor Property Fund IV Management, Inc., Atlanta	ProVictor Property Fund IV Management, Inc., Atlanta	US	NIA	ProVictor US Corporation, Atlanta	Ownership	51.000	Munchener Ruckversicherung AG	
						ProVictor Property Fund V Management, Inc., Atlanta	ProVictor Property Fund V Management, Inc., Atlanta	US	NIA	ProVictor US Corporation, Atlanta	Ownership	51.000	Munchener Ruckversicherung AG	
						ProVictor Property Fund VI Management, Inc., Atlanta	ProVictor Property Fund VI Management, Inc., Atlanta	US	NIA	ProVictor US Corporation, Atlanta	Ownership	51.000	Munchener Ruckversicherung AG	
						ProVictor US Corporation, Atlanta	ProVictor US Corporation, Atlanta	US	NIA	ProVictor Immobilien GmbH, Dusseldorf	Ownership	100.000	Munchener Ruckversicherung AG	
						Quirinus AG, Dusseldorf	Quirinus AG, Dusseldorf	DEU	NIA	ERGO Versicherungsgruppe AG, Dusseldorf	Ownership	100.000	Munchener Ruckversicherung AG	
						Reaseguradora de las Américas S. A., La Habana	Reaseguradora de las Américas S. A., La Habana	CUB	IA	Munchener Ruckversicherung AG, Munchen	Ownership	100.000	Munchener Ruckversicherung AG	
						Roanoke International Insurance Agency Inc., Schaumburg, Illinois	Roanoke International Insurance Agency Inc., Schaumburg, Illinois	US	NIA	The Roanoke Companies Inc., Schaumburg, Illinois	Ownership	100.000	Munchener Ruckversicherung AG	
						Roanoke Trade Insurance Inc., Schaumburg, Illinois	Roanoke Trade Insurance Inc., Schaumburg, Illinois	US	NIA	Roanoke Trade Services Inc., Schaumburg, Illinois	Ownership	100.000	Munchener Ruckversicherung AG	
						Roanoke Trade Services of Texas Inc., Schaumburg, Illinois	Roanoke Trade Services of Texas Inc., Schaumburg, Illinois	US	NIA	Roanoke Trade Services Inc., Schaumburg, Illinois	Ownership	100.000	Munchener Ruckversicherung AG	
						SAINT LEON ENERGIE S.A.R.L., Strasbourg	SAINT LEON ENERGIE S.A.R.L., Strasbourg	FRA	NIA	m:editerran POWER FRANCE GmbH, Nurnberg	Ownership	100.000	Munchener Ruckversicherung AG	

SCHEDULE Y
PART 1A - DETAIL OF INSURANCE HOLDING COMPANY SYSTEM

1	2	3	4	5	6	7	8	9	10	11	12	13	14	15
Group Code	Group Name	NAIC Company Code	Federal ID Number	Federal RSSD	CIK	Name of Securities Exchange if Publicly Traded (U.S. or International)	Names of Parent, Subsidiaries Or Affiliates	Domiciliary Location	Relationship to Reporting Entity	Directly Controlled by (Name of Entity/Person)	Type of Control (Ownership, Board, Management, Attorney-in-Fact, Influence, Other)	If Control is Ownership Provide Percentage	Ultimate Controlling Entity(ies)/Person(s)	*
							Schloss Hohenkammer GmbH, Hohenkammer	DEU	NIA	Munchener Ruckversicherung AG, Munchen	Ownership	100.000	Munchener Ruckversicherung AG	
							Schrombogens & Stephan GmbH, Versicherungsmakler, Dusseldorf	DEU	NIA	Merkur Grundstücks- und Beteiligungs-Gesellschaft mit beschränkter Haftung, Dusseldorf	Ownership	100.000	Munchener Ruckversicherung AG	
							Seldac 1. Kommunal-Rendite-Fonds GmbH & Co. KG, Dusseldorf	DEU	NIA	IK Premium Fonds zwei GmbH & Co. KG, Dusseldorf	Ownership	100.000	Munchener Ruckversicherung AG	
							Seldac 1. Kommunal-Rendite-Fonds GmbH & Co. KG, Dusseldorf	DEU	NIA	Seldac 1. Verwaltungs-GmbH, Dusseldorf	Ownership	0.000	Munchener Ruckversicherung AG	
							Seldac 1. Verwaltungs-GmbH, Dusseldorf	DEU	NIA	IDEENKAPITAL Financial Engineering GmbH, Dusseldorf	Ownership	100.000	Munchener Ruckversicherung AG	
							Solarfonds Garmisch-Partenkirchen 2011 GmbH & Co. KG, Nurnberg	DEU	NIA	ERGO DIREKT Lebensversicherung AG, Furth	Ownership	99.800	Munchener Ruckversicherung AG	
							Solarfonds Garmisch-Partenkirchen 2011 GmbH & Co. KG, Nurnberg	DEU	NIA	welivit New Energy GmbH, Furth	Other	0.000	Munchener Ruckversicherung AG	
							Sopockie Towarzystwo Doradcze Sp. z o.o., Sopot	POL	NIA	Sopockie Towarzystwo Ubezpieczen Ergo Hestia Spolka Akcyjna, Sopot	Ownership	100.000	Munchener Ruckversicherung AG	
							Stichting Aandelen Beheer D.A.S. Holding, Amsterdam	NLD	NIA	D.A.S. Deutscher Automobil Schutz Allgemeine Rechtsschutz-Versicherungs-Aktiengesellschaft, Munchen	Ownership	100.000	Munchener Ruckversicherung AG	
							Sydney Euro-Center Pty. Ltd., Sydney	AUS	NIA	Euro-Center Holding A/S, Kopenhagen	Ownership	100.000	Munchener Ruckversicherung AG	
							Synkronos Italia SRL, Milano	ITA	NIA	Munchener Ruckversicherung AG, Munchen	Ownership	60.100	Munchener Ruckversicherung AG	
							TAS Assekuranz Service GmbH, Frankfurt/Main	DEU	NIA	TAS Touristik Assekuranzmakler und Service GmbH, Frankfurt/Main	Ownership	100.000	Munchener Ruckversicherung AG	
							TAS Touristik Assekuranz Service International GmbH, Frankfurt/Main	DEU	NIA	EUROPAISCHE Reiseversicherung Aktiengesellschaft, Munchen	Ownership	100.000	Munchener Ruckversicherung AG	
							TAS Touristik Assekuranzmakler und Service GmbH, Frankfurt/Main	DEU	NIA	EUROPAISCHE Reiseversicherung Aktiengesellschaft, Munchen	Ownership	100.000	Munchener Ruckversicherung AG	
			20-4622360				Teginago 2002 S.L., Playa del Inglés	ESP	NIA	use Solarpark Spanien 1 GmbH & Co. KG, Furth	Ownership	100.000	Munchener Ruckversicherung AG	
							Tennessee Utilities Assistance Fund, Inc.	TN	NIA	Windsor Health Group, Inc., Atlanta, GA	Ownership	100.000	Munchener Ruckversicherung AG	
							Tenoslema 110011 S.L., Playa del Inglés	ESP	NIA	use Solarpark Spanien 1 GmbH & Co. KG, Furth	Ownership	100.000	Munchener Ruckversicherung AG	
							TGR Biztosítás Tobbesugynoki Zrt., Budapest	HUN	NIA	ERGO Austria International AG, Wien	Ownership	80.000	Munchener Ruckversicherung AG	
							TGR Biztosítás Tobbesugynoki Zrt., Budapest	HUN	NIA	D.A.S. Jogvédelmi Biztosító Részvénytársaság, Budapest	Ownership	20.000	Munchener Ruckversicherung AG	
			91-1914479				The National Senior Membership Group	WA	NIA	Olympic Health Management Systems, Inc., Atlanta, GA	Ownership	100.000	Munchener Ruckversicherung AG	
							Three Lions Underwriting Ltd., London	GBR	NIA	Munchener Ruckversicherung AG, Munchen	Ownership	60.000	Munchener Ruckversicherung AG	
							Three Lions Underwriting Ltd., London	GBR	NIA	Bell & Clements (London) Ltd, London	Ownership	40.000	Munchener Ruckversicherung AG	
							Tillobesta 180018 S.L., Madrid	ESP	NIA	use Solarpark Spanien 1 GmbH & Co. KG, Furth	Ownership	100.000	Munchener Ruckversicherung AG	
							TIS Holdings Inc., Schaumburg, Illinois	US	NIA	The Roanoke Companies Inc., Schaumburg, Illinois	Ownership	100.000	Munchener Ruckversicherung AG	
							Titus AG, Dusseldorf	DEU	NIA	ERGO Versicherungsgruppe AG, Dusseldorf	Ownership	100.000	Munchener Ruckversicherung AG	
							Trade Insurance Services Inc, Schaumburg, Illinois	US	NIA	TIS Holdings Inc., Schaumburg, Illinois	Ownership	100.000	Munchener Ruckversicherung AG	
							Trusted Documents GmbH, Nurnberg	DEU	NIA	ERGO DIREKT Lebensversicherung AG, Furth	Ownership	100.000	Munchener Ruckversicherung AG	
							US PROPERTIES VA Verwaltungs-GmbH, Dusseldorf	DEU	NIA	IK FE Fonds Management GmbH, Dusseldorf	Ownership	100.000	Munchener Ruckversicherung AG	

SCHEDULE Y
PART 1A - DETAIL OF INSURANCE HOLDING COMPANY SYSTEM

1	2	3	4	5	6	7	8	9	10	11	12	13	14	15
Group Code	Group Name	NAIC Company Code	Federal ID Number	Federal RSSD	CIK	Name of Securities Exchange if Publicly Traded (U.S. or International)	Names of Parent, Subsidiaries Or Affiliates	Domiciliary Location	Relationship to Reporting Entity	Directly Controlled by (Name of Entity/Person)	Type of Control (Ownership, Board, Management, Attorney-in-Fact, Influence, Other)	If Control is Ownership Provide Percentage	Ultimate Controlling Entity(ies)/Person(s)	*
							VB VICTORIA Zastupanje u Osiguranju d.o.o., Zagreb	HRV	NIA	ERGO Versicherung Aktiengesellschaft, Wien	Ownership	74.900	Munchener Ruckversicherung AG	
							Verwaltungsgesellschaft PORT VICTORIA GmbH, Hamburg	DEU	NIA	IDEENKAPITAL Financial Engineering GmbH, Dusseldorf	Ownership	100.000	Munchener Ruckversicherung AG	
							VFG Vorsorge-Finanzierungsconsulting GmbH, Wien	AUT	NIA	ERGO Lebensversicherung Aktiengesellschaft, Hamburg	Ownership	75.000	Munchener Ruckversicherung AG	
							VFG Vorsorge-Finanzierungsconsulting GmbH, Wien	AUT	NIA	Bank Austria Creditanstalt Versicherung AG, Wien	Ownership	25.000	Munchener Ruckversicherung AG	
							VICTORIA Erste Beteiligungsgesellschaft mbH, Dusseldorf	DEU	NIA	VICTORIA Lebensversicherung Aktiengesellschaft, Dusseldorf	Ownership	100.000	Munchener Ruckversicherung AG	
							VICTORIA Immobilien Management GmbH, Munchen	DEU	NIA	MEAG MUNICH ERGO AssetManagement GmbH, Munchen	Ownership	100.000	Munchener Ruckversicherung AG	
							VICTORIA Immobilien-Fonds GmbH, Dusseldorf	DEU	NIA	ERGO Versicherungsgruppe AG, Dusseldorf	Ownership	100.000	Munchener Ruckversicherung AG	
							VICTORIA US Beteiligungsgesellschaft mbH, Munchen	DEU	NIA	VICTORIA Lebensversicherung Aktiengesellschaft, Dusseldorf	Ownership	100.000	Munchener Ruckversicherung AG	
							Victoria Vierter Bauabschnitt Management GmbH, Dusseldorf	DEU	NIA	ERGO Versicherung Aktiengesellschaft, Dusseldorf	Ownership	100.000	Munchener Ruckversicherung AG	
							Victoria VIP II, Inc., Wilmington, Delaware	US	NIA	ERGO Versicherungsgruppe AG, Dusseldorf D.A.S. Deutscher Automobil Schutz	Ownership	100.000	Munchener Ruckversicherung AG	
							Viwis GmbH, Munchen	DEU	NIA	Allgemeine Rechtsschutz-Versicherungs-Aktiengesellschaft, Munchen	Ownership	100.000	Munchener Ruckversicherung AG	
							Vorsorge Service GmbH, Dusseldorf	DEU	NIA	Vorsorge Lebensversicherung Aktiengesellschaft, Dusseldorf	Ownership	100.000	Munchener Ruckversicherung AG	
							VV-Consulting Gesellschaft fur Risikoanalyse, Vorsorgeberatung und Versicherungsvermittlung GmbH, Wien	AUT	NIA	ERGO Versicherung Aktiengesellschaft, Wien	Ownership	100.000	Munchener Ruckversicherung AG	
							VV-Consulting Tobbesugynoki Kft., Budapest	HUN	NIA	VICTORIA-VOLKSBANKEN Eletbiztosító Zrt., Budapest	Ownership	51.000	Munchener Ruckversicherung AG	
							VV-Consulting Tobbesugynoki Kft., Budapest	HUN	NIA	VICTORIA-VOLKSBANKEN Biztosító Zrt., Budapest	Ownership	49.000	Munchener Ruckversicherung AG	
							welivit New Energy GmbH, Furth	DEU	NIA	welivit AG, Nurnberg	Ownership	100.000	Munchener Ruckversicherung AG	
							welivit Solar España GmbH, Nurnberg	DEU	NIA	welivit AG, Nurnberg	Ownership	100.000	Munchener Ruckversicherung AG	
							Welivit Solar Italia s.r.l., Bozen	ITA	NIA	welivit AG, Nurnberg	Ownership	100.000	Munchener Ruckversicherung AG	
							Windpark Langengrassau Infrastruktur GbR, Bremen	DEU	NIA	Windpark Langengrassau GmbH & Co KG, Bremen	Ownership	83.300	Munchener Ruckversicherung AG	
							Windpark Osterhausen-Mittelhausen Infrastruktur GbR, Bremen	DEU	NIA	Windpark Mittelhausen GmbH & Co KG, Bremen	Ownership	60.000	Munchener Ruckversicherung AG	
			20-0011706				Windsor DME Operations, Inc	TN	NIA	Windsor Health Group, Inc., Atlanta, GA	Ownership	100.000	Munchener Ruckversicherung AG	
			20-1806821				Windsor Long Term Care, LLC	TN	NIA	Windsor Health Group, Inc., Atlanta, GA	Ownership	100.000	Munchener Ruckversicherung AG	
							WNE Solarfonds Suddeutschland 2 GmbH & Co. KG, Nurnberg	DEU	NIA	ERGO Versicherungsgruppe AG, Dusseldorf	Ownership	100.000	Munchener Ruckversicherung AG	
							Wohnungsgesellschaft Brela mbH, Hamburg	DEU	NIA	ERGO Versicherung Aktiengesellschaft, Dusseldorf	Ownership	100.000	Munchener Ruckversicherung AG	
							Zacubu 110011 S.L., Madrid	ESP	NIA	wse Solarpark Spanien 1 GmbH & Co. KG, Furth	Ownership	100.000	Munchener Ruckversicherung AG	
							Zacuba 6006 S.L., Madrid	ESP	NIA	wse Solarpark Spanien 1 GmbH & Co. KG, Furth	Ownership	100.000	Munchener Ruckversicherung AG	
							Zacubacon 150015 S.L., Madrid	ESP	NIA	wse Solarpark Spanien 1 GmbH & Co. KG, Furth	Ownership	100.000	Munchener Ruckversicherung AG	

98.28

ANNUAL STATEMENT FOR THE YEAR 2012 OF THE American Modern Select Insurance Co.

SCHEDULE Y

PART 1A - DETAIL OF INSURANCE HOLDING COMPANY SYSTEM

1	2	3	4	5	6	7	8	9	10	11	12	13	14	15
Group Code	Group Name	NAIC Company Code	Federal ID Number	Federal RSSD	CIK	Name of Securities Exchange if Publicly Traded (U.S. or International)	Names of Parent, Subsidiaries Or Affiliates	Domiciliary Location	Relationship to Reporting Entity	Directly Controlled by (Name of Entity/Person)	Type of Control (Ownership, Board, Management, Attorney-in-Fact, Influence, Other)	If Control is Ownership Provide Percentage	Ultimate Controlling Entity(ies)/Person(s)	*
							Zafacesbe 120012 S.L., Madrid	ESP	NIA	wse Solarpark Spanien 1 GmbH & Co. KG, Furth	Ownership	100.000	Munchener Ruckversicherung AG	
							Zagacobi 180018 S.L., Playa del Inglés	ESP	NIA	wse Solarpark Spanien 1 GmbH & Co. KG, Furth	Ownership	100.000	Munchener Ruckversicherung AG	
							Zapaceba 170017 S.L., Playa del Inglés	ESP	NIA	wse Solarpark Spanien 1 GmbH & Co. KG, Furth	Ownership	100.000	Munchener Ruckversicherung AG	
							Zapacubi 8008 S.L., Madrid	ESP	NIA	wse Solarpark Spanien 1 GmbH & Co. KG, Furth	Ownership	100.000	Munchener Ruckversicherung AG	
							Zarzucolumbu 100010 S.L., Madrid	ESP	NIA	wse Solarpark Spanien 1 GmbH & Co. KG, Furth	Ownership	100.000	Munchener Ruckversicherung AG	
							Zetaza 4004 S.L., Madrid	ESP	NIA	wse Solarpark Spanien 1 GmbH & Co. KG, Furth	Ownership	100.000	Munchener Ruckversicherung AG	
							Zicobucar 140014 S.L., Madrid	ESP	NIA	wse Solarpark Spanien 1 GmbH & Co. KG, Furth	Ownership	100.000	Munchener Ruckversicherung AG	
							Zucaelo 130013 S.L., Madrid	ESP	NIA	wse Solarpark Spanien 1 GmbH & Co. KG, Furth	Ownership	100.000	Munchener Ruckversicherung AG	
							Zucampobi 3003 S.L., Madrid	ESP	NIA	wse Solarpark Spanien 1 GmbH & Co. KG, Furth	Ownership	100.000	Munchener Ruckversicherung AG	
							Zucarrobiso 2002 S.L., Madrid	ESP	NIA	wse Solarpark Spanien 1 GmbH & Co. KG, Furth	Ownership	100.000	Munchener Ruckversicherung AG	
							Zucobaco 7007 S.L., Madrid	ESP	NIA	wse Solarpark Spanien 1 GmbH & Co. KG, Furth	Ownership	100.000	Munchener Ruckversicherung AG	
							Zulazor 3003 S.L., Madrid	ESP	NIA	wse Solarpark Spanien 1 GmbH & Co. KG, Furth	Ownership	100.000	Munchener Ruckversicherung AG	
							Zumbicobi 5005 S.L., Madrid	ESP	NIA	wse Solarpark Spanien 1 GmbH & Co. KG, Furth	Ownership	100.000	Munchener Ruckversicherung AG	
							Zumcasba 1001 S.L., Madrid	ESP	NIA	wse Solarpark Spanien 1 GmbH & Co. KG, Furth	Ownership	100.000	Munchener Ruckversicherung AG	
							Zuncabu 4004 S.L., Madrid	ESP	NIA	wse Solarpark Spanien 1 GmbH & Co. KG, Furth	Ownership	100.000	Munchener Ruckversicherung AG	
							Zuncolubo 9009 S.L., Madrid	ESP	NIA	wse Solarpark Spanien 1 GmbH & Co. KG, Furth	Ownership	100.000	Munchener Ruckversicherung AG	
							13th & F associates Limited Partnership, Washington D.C.	US	NIA	Munich Reinsurance America, Inc., Wilmington, Delaware	Ownership	80.000	Munchener Ruckversicherung AG	
							13th & F associates Limited Partnership, Washington D.C.	US	NIA	Munich Columbia Square Corp., Wilmington, Delaware	Ownership	0.000	Munchener Ruckversicherung AG	
							Apollo Munich Health Insurance Co. Ltd., Hyderabad	IND	IA	Munich Health Holding AG, Munchen	Ownership	25.700	Munchener Ruckversicherung AG	
							BHS tabletop AG, Selb	DEU	NIA	Munchener Ruckversicherung AG, Munchen	Ownership	28.900	Munchener Ruckversicherung AG	
							Bloemers Beheer B.V., Rotterdam	NLD	NIA	Munchener Ruckversicherung AG, Munchen	Ownership	23.200	Munchener Ruckversicherung AG	
							Consorcio Internacional de Aseguradores de Crédito, S.A., Madrid	ESP	IA	Munchener Ruckversicherung AG, Munchen	Ownership	19.500	Munchener Ruckversicherung AG	
							Consortia Versicherungs-Beteiligungsgesellschaft mbH, Nurnberg	DEU	NIA	Munchener Ruckversicherung AG, Munchen	Ownership	33.700	Munchener Ruckversicherung AG	
							D.A.S. Difesa Automobilistica Sinistri, S.p.A. di Assicurazione, Verona	ITA	IA	D.A.S. Deutscher Automobil Schutz Allgemeine Rechtsschutz-Versicherungs-Aktiengesellschaft, Munchen	Ownership	50.000	Munchener Ruckversicherung AG	
							DAMAN - National Health Insurance Company, Abu Dhabi	ARE	IA	Munchener Ruckversicherung AG, Munchen	Ownership	20.000	Munchener Ruckversicherung AG	
							DovuII SPV GmbH & Co. KG, Frankfurt a.M.	DEU	NIA	HMV GFKL Beteiligungs GmbH, Dusseldorf	Ownership	20.100	Munchener Ruckversicherung AG	

98.29

SCHEDULE Y
PART 1A - DETAIL OF INSURANCE HOLDING COMPANY SYSTEM

1	2	3	4	5	6	7	8	9	10	11	12	13	14	15
Group Code	Group Name	NAIC Company Code	Federal ID Number	Federal RSSD	CIK	Name of Securities Exchange if Publicly Traded (U.S. or International)	Names of Parent, Subsidiaries Or Affiliates	Domiciliary Location	Relationship to Reporting Entity	Directly Controlled by (Name of Entity/Person)	Type of Control (Ownership, Board, Management, Attorney-in-Fact, Influence, Other)	If Control is Ownership Provide Percentage	Ultimate Controlling Entity(ies)/Person(s)	*
							Europai Utazasi Biztosito Rt., Budapest	HUN	IA	EUROPAISCHE Reiseversicherung Aktiengesellschaft, Munchen	Ownership	26.000	Munchener Ruckversicherung AG	
							Europaische Reiseversicherungs-Aktiengesellschaft, Wien	AUT	IA	EUROPAISCHE Reiseversicherung Aktiengesellschaft, Munchen	Ownership	25.000	Munchener Ruckversicherung AG	
							Global Aerospace Underwriting Managers Ltd., London	GBR	NIA	Munchener Ruckversicherung AG, Munchen	Ownership	40.000	Munchener Ruckversicherung AG	
							Global Insurance Company, Ho-Chi-Minh-Stadt	CHN	IA	ERGO International Aktiengesellschaft, Dusseldorf	Ownership	25.000	Munchener Ruckversicherung AG	
							HDFC ERGO General Insurance Company Ltd., Mumbai	IND	IA	ERGO International Aktiengesellschaft, Dusseldorf	Ownership	26.000	Munchener Ruckversicherung AG	
							HighTech Beteiligungen GmbH und Co. KG, Dusseldorf	DEU	NIA	ERGO Private Equity Gesundheit GmbH, Dusseldorf	Ownership	9.900	Munchener Ruckversicherung AG	
							HighTech Beteiligungen GmbH und Co. KG, Dusseldorf	DEU	NIA	ERGO Private Equity Komposit GmbH, Dusseldorf	Ownership	6.600	Munchener Ruckversicherung AG	
							HighTech Beteiligungen GmbH und Co. KG, Dusseldorf	DEU	NIA	ERGO Private Equity Leben GmbH, Dusseldorf	Ownership	6.600	Munchener Ruckversicherung AG	
							KarstadtQuelle Finanz Service GmbH, Dusseldorf	DEU	NIA	ERGO Versicherungsgruppe AG, Dusseldorf	Ownership	50.000	Munchener Ruckversicherung AG	
							MC&F Verwaltungs-GmbH & Co.KG, Dusseldorf	DEU	NIA	ERGO Versicherungsgruppe AG, Dusseldorf	Ownership	50.000	Munchener Ruckversicherung AG	
							MDP Ventures I L.L.C., New York	US	NIA	MEAG US Real Estate Management Holdings, Inc., Wilmington DE	Ownership	50.000	Munchener Ruckversicherung AG	
							MEAG Pacific Star Holdings Ltd., Hong Kong	HKG	NIA	MEAG MUNICH ERGO AssetManagement GmbH, Munchen	Ownership	50.000	Munchener Ruckversicherung AG	
							MEDICLIN Aktiengesellschaft, Offenburg	DEU	NIA	ERGO Versicherungsgruppe AG, Dusseldorf	Ownership	23.200	Munchener Ruckversicherung AG	
							MEDICLIN Aktiengesellschaft, Offenburg	DEU	NIA	DKV Deutsche Krankenversicherung Aktiengesellschaft, Koln	Ownership	11.800	Munchener Ruckversicherung AG	
							MEGA 4 GbR, Berlin	DEU	NIA	ERGO Versicherungsgruppe AG, Dusseldorf	Ownership	20.600	Munchener Ruckversicherung AG	
							MEGA 4 GbR, Berlin	DEU	NIA	ERGO Versicherungsgruppe AG, Dusseldorf	Ownership	13.700	Munchener Ruckversicherung AG	
							Millennium Entertainment Partners II L.P., New York	US	NIA	VICTORIA Investment Properties Two L.P., Atlanta	Ownership	32.500	Munchener Ruckversicherung AG	
							Millennium Entertainment Partners II L.P., New York	US	NIA	Victoria US Holdings, Inc., Wilmington, Delaware	Ownership	9.800	Munchener Ruckversicherung AG	
							Millennium Entertainment Partners L.P., New York	US	NIA	Victoria US Holdings, Inc., Wilmington, Delaware	Ownership	27.500	Munchener Ruckversicherung AG	
							Millennium Partners LLC, New York	US	NIA	Victoria US Holdings, Inc., Wilmington, Delaware	Ownership	20.300	Munchener Ruckversicherung AG	
							PICC Asset Management Company Ltd., Shanghai	CHN	NIA	MEAG MUNICH ERGO AssetManagement GmbH, Munchen	Ownership	19.000	Munchener Ruckversicherung AG	
							Property Finance France S.A., Luxemburg	LUX	NIA	VICTORIA Lebensversicherung Aktiengesellschaft, Dusseldorf	Ownership	45.500	Munchener Ruckversicherung AG	
							Rendite Partner Gesellschaft fur Vermögensverwaltung mbH, Frankfurt a.M.	DEU	NIA	VHDK Beteiligungsgesellschaft mbH, Dusseldorf	Ownership	33.300	Munchener Ruckversicherung AG	
							RP Vilbeler Fondsgesellschaft mbH, Frankfurt a.M.	DEU	NIA	VICTORIA Lebensversicherung Aktiengesellschaft, Dusseldorf	Ownership	10.000	Munchener Ruckversicherung AG	
							RP Vilbeler Fondsgesellschaft mbH, Frankfurt a.M.	DEU	NIA	ERGO Lebensversicherung Aktiengesellschaft, Hamburg	Ownership	10.000	Munchener Ruckversicherung AG	
							RP Vilbeler Fondsgesellschaft mbH, Frankfurt a.M.	DEU	NIA	ERGO DIREKT Lebensversicherung AG, Furth	Ownership	10.000	Munchener Ruckversicherung AG	
							RP Vilbeler Fondsgesellschaft mbH, Frankfurt a.M.	DEU	NIA	DKV Deutsche Krankenversicherung Aktiengesellschaft, Koln	Ownership	10.000	Munchener Ruckversicherung AG	

ANNUAL STATEMENT FOR THE YEAR 2012 OF THE American Modern Select Insurance Co.

SCHEDULE Y

PART 1A - DETAIL OF INSURANCE HOLDING COMPANY SYSTEM

1	2	3	4	5	6	7	8	9	10	11	12	13	14	15
Group Code	Group Name	NAIC Company Code	Federal ID Number	Federal RSSD	CIK	Name of Securities Exchange if Publicly Traded (U.S. or International)	Names of Parent, Subsidiaries Or Affiliates	Domiciliary Location	Relationship to Reporting Entity	Directly Controlled by (Name of Entity/Person)	Type of Control (Ownership, Board, Management, Attorney-in-Fact, Influence, Other)	If Control is Ownership Provide Percentage	Ultimate Controlling Entity(ies)/Person(s)	*
							Sana Kliniken AG, Munchen	DEU	NIA	DKV Deutsche Krankenversicherung Aktiengesellschaft, Koln	Ownership	21.700	Munchener Ruckversicherung AG	
							Saudi National Insurance Company B.S.C.(c), Manama	BHR	IA	Munchener Ruckversicherung AG, Munchen	Ownership	22.500	Munchener Ruckversicherung AG	
							SEBA Beteiligungsgesellschaft mbH, Nurnberg	DEU	NIA	Munchener Ruckversicherung AG, Munchen	Ownership	49.000	Munchener Ruckversicherung AG	
							Storebrand Helseforsikring AS, Oslo	NOR	IA	Munich Health Holding AG, Munchen	Ownership	50.000	Munchener Ruckversicherung AG	
							Suramericana S.A., Medellin	COL	NIA	Munchener Ruckversicherung AG, Munchen	Ownership	18.900	Munchener Ruckversicherung AG	
							TERTIANUM Besitzgesellschaft Berlin Passauer Strasse 5-7 mbH, Munchen	DEU	NIA	VICTORIA Lebensversicherung Aktiengesellschaft, Dusseldorf	Ownership	25.000	Munchener Ruckversicherung AG	
							TERTIANUM Besitzgesellschaft Konstanz Marktstae 2-6 und Sigismundstrasse 5-9 mbH, Munchen	DEU	NIA	VICTORIA Lebensversicherung Aktiengesellschaft, Dusseldorf	Ownership	25.000	Munchener Ruckversicherung AG	
							TERTIANUM Besitzgesellschaft Munchen Jahnstrasse 45 mbH, Munchen	DEU	NIA	VICTORIA Lebensversicherung Aktiengesellschaft, Dusseldorf	Ownership	33.300	Munchener Ruckversicherung AG	
							T-Solar Global Operating Assets S.L.U., Madrid	ESP	NIA	MR RENT-Investment GmbH, Munchen	Ownership	37.000	Munchener Ruckversicherung AG	
							U.S. Property Fund IV GmbH & Co. KG, Munchen	DEU	NIA	MR Beteiligungen 19. GmbH, Munchen	Ownership	12.000	Munchener Ruckversicherung AG	
							U.S. Property Fund IV GmbH & Co. KG, Munchen	DEU	NIA	ERGO Lebensversicherung Aktiengesellschaft, Hamburg	Ownership	9.800	Munchener Ruckversicherung AG	
							U.S. Property Management II L.P., Atlanta	US	NIA	MEAG US Real Estate Management Holdings, Inc., Wilmington DE	Ownership	33.300	Munchener Ruckversicherung AG	
							U.S. Property Management III L.P., Atlanta	US	NIA	MEAG US Real Estate Management Holdings, Inc., Wilmington DE	Ownership	20.000	Munchener Ruckversicherung AG	
							Uelzener Lebensversicherungs-AG, Uelzen	DEU	IA	Munchener Ruckversicherung AG, Munchen	Ownership	24.000	Munchener Ruckversicherung AG	
							US PROPERTIES VA GmbH & Co. KG, Dusseldorf	DEU	NIA	IK Premium Fonds zwei GmbH & Co. KG, Dusseldorf	Ownership	46.100	Munchener Ruckversicherung AG	
							US PROPERTIES VA GmbH & Co. KG, Dusseldorf	DEU	NIA	US PROPERTIES VA Verwaltungs-GmbH, Dusseldorf	Ownership	0.000	Munchener Ruckversicherung AG	
							US PROPERTIES VA GmbH & Co. KG, Dusseldorf	DEU	NIA	IK Property Treuhand GmbH, Dusseldorf	Ownership	0.000	Munchener Ruckversicherung AG	
							VICTORIA-VOLKSBANKEN Pensionskassen Aktiengesellschaft, Wien	AUT	IA	ERGO Austria International AG, Wien	Ownership	23.800	Munchener Ruckversicherung AG	
							VICTORIA-VOLKSBANKEN Pensionskassen Aktiengesellschaft, Wien	AUT	IA	ERGO Versicherung Aktiengesellschaft, Wien	Ownership	23.800	Munchener Ruckversicherung AG	
							VICTORIA-VOLKSBANKEN Vorsorgekasse AG, Wien	AUT	NIA	ERGO Versicherung Aktiengesellschaft, Wien	Ownership	50.000	Munchener Ruckversicherung AG	
							Vier Gas Investments S.à r.l., Luxemburg	LUX	NIA	MR Infrastructure Investment GmbH, Grunwald	Ownership	33.200	Munchener Ruckversicherung AG	
							Vier Gas Investments S.à r.l., Luxemburg	LUX	NIA	ERGO Private Equity Gesundheit GmbH, Dusseldorf	Ownership	7.400	Munchener Ruckversicherung AG	
							Vier Gas Investments S.à r.l., Luxemburg	LUX	NIA	ERGO Private Equity Komposit GmbH, Dusseldorf	Ownership	3.200	Munchener Ruckversicherung AG	
							VV Immobilien GmbH & Co. United States KG, Munchen	DEU	NIA	VHDK Beteiligungsgesellschaft mbH, Dusseldorf	Ownership	21.100	Munchener Ruckversicherung AG	
							VV Immobilien GmbH & Co. United States KG, Munchen	DEU	NIA	ERGO Versicherung Aktiengesellschaft, Dusseldorf	Ownership	7.800	Munchener Ruckversicherung AG	
							VV Immobilien GmbH & Co. US City KG, Munchen	DEU	NIA	VHDK Beteiligungsgesellschaft mbH, Dusseldorf	Ownership	23.100	Munchener Ruckversicherung AG	

ANNUAL STATEMENT FOR THE YEAR 2012 OF THE American Modern Select Insurance Co.

SCHEDULE Y

PART 1A - DETAIL OF INSURANCE HOLDING COMPANY SYSTEM

1	2	3	4	5	6	7	8	9	10	11	12	13	14	15
Group Code	Group Name	NAIC Company Code	Federal ID Number	Federal RSSD	CIK	Name of Securities Exchange if Publicly Traded (U.S. or International)	Names of Parent, Subsidiaries Or Affiliates	Domiciliary Location	Relationship to Reporting Entity	Directly Controlled by (Name of Entity/Person)	Type of Control (Ownership, Board, Management, Attorney-in-Fact, Influence, Other)	If Control is Ownership Provide Percentage	Ultimate Controlling Entity(ies)/Person(s)	*
							VV Immobilien Verwaltungs GmbH & Co. Zentraleuropa KG, Munchen	DEU	NIA	VHDK Beteiligungsgesellschaft mbH, Dusseldorf	Ownership	20.400	Munchener Ruckversicherung AG	
							PORT ELISABETH GmbH & Co. KG, Hamburg	DEU	NIA	IK Premium Fonds zwei GmbH & Co. KG, Dusseldorf	Ownership	31.900	Munchener Ruckversicherung AG	
							PORT ELISABETH GmbH & Co. KG, Hamburg	DEU	NIA	IDEENKAPITAL Schiffsfonds Treuhand GmbH, Dusseldorf	Ownership	0.000	Munchener Ruckversicherung AG	
							PORT LOUIS GmbH & Co. KG, Hamburg	DEU	NIA	IK Premium Fonds zwei GmbH & Co. KG, Dusseldorf	Ownership	25.800	Munchener Ruckversicherung AG	
							PORT LOUIS GmbH & Co. KG, Hamburg	DEU	NIA	IDEENKAPITAL Schiffsfonds Treuhand GmbH, Dusseldorf	Ownership	0.000	Munchener Ruckversicherung AG	
							Agricultural Management Services S.r.l., Verona	ITA	NIA	Munchener Ruckversicherung AG, Munchen	Ownership	33.300	Munchener Ruckversicherung AG	
							Assistance Partner GmbH & Co. KG, Munchen	DEU	NIA	almeda GmbH, Munchen	Ownership	21.700	Munchener Ruckversicherung AG	
							BF.direkt AG, Stuttgart	DEU	NIA	VICTORIA Lebensversicherung Aktiengesellschaft, Dusseldorf	Ownership	27.200	Munchener Ruckversicherung AG	
							carexpert Kfz-Sachverständigen GmbH, Walluf	DEU	NIA	ERGO Versicherung Aktiengesellschaft, Dusseldorf	Ownership	25.000	Munchener Ruckversicherung AG	
							Fernkalte Geschäftsstadt Nord Gesellschaft burgerlichen Rechts, Hamburg	DEU	NIA	ERGO Lebensversicherung Aktiengesellschaft, Hamburg	Ownership	39.300	Munchener Ruckversicherung AG	
							Finsure Investments (Private) Limited, Harare	ZWE	NIA	Munich Reinsurance Company of Africa Ltd, Johannesburg	Ownership	24.500	Munchener Ruckversicherung AG	
							Hannover Finanz-Umwelt Beteiligungsgesellschaft mbH, Hillerse	DEU	NIA	ERGO Lebensversicherung Aktiengesellschaft, Hamburg	Ownership	20.000	Munchener Ruckversicherung AG	
							Hartford Research LLC, Wilmington, Delaware	DE	NIA	HSB Engineering Finance Corporations, Dover, Delaware	Ownership	41.800	Munchener Ruckversicherung AG	
							IFFOXX AG, Rosenheim	DEU	NIA	Merkur Grundstücks- und Beteiligungs-Gesellschaft mit beschränkter Haftung, Dusseldorf	Ownership	28.000	Munchener Ruckversicherung AG	
							IK Objektgesellschaft Frankfurt Theodor-Heuss-Allee GmbH & Co. KG, Dusseldorf	DEU	NIA	ERGO Versicherungsgruppe AG, Dusseldorf	Ownership	47.400	Munchener Ruckversicherung AG	
							K & P Objekt Hamburg Hamburger Strasse Immobilienfonds GmbH & Co.KG, Dusseldorf	DEU	NIA	IK Premium Fonds GmbH & Co. KG, Dusseldorf	Ownership	36.500	Munchener Ruckversicherung AG	
							K & P Objekt Hamburg Hamburger Strasse Immobilienfonds GmbH & Co.KG, Dusseldorf	DEU	NIA	IK FE Fonds Management GmbH, Dusseldorf	Ownership	0.100	Munchener Ruckversicherung AG	
							LCM Logistic Center Management GmbH, Hamburg	DEU	NIA	MEAG MUNICH ERGO AssetManagement GmbH, Munchen	Ownership	50.000	Munchener Ruckversicherung AG	
							MAYFAIR Holding GmbH & Co. Singapur KG, Dusseldorf	DEU	NIA	ERGO Versicherungsgruppe AG, Dusseldorf	Ownership	71.400	Munchener Ruckversicherung AG	
							MCAF Management GmbH, Dusseldorf	DEU	NIA	ERGO Versicherungsgruppe AG, Dusseldorf	Ownership	50.000	Munchener Ruckversicherung AG	
							MSMR Parkview LLC	US	NIA	MR Parkview Holding Corporation, Wilmington, Delaware	Ownership	38.500	Munchener Ruckversicherung AG	
							PERILS AG, Zurich	CHE	NIA	Munchener Ruckversicherung AG, Munchen	Ownership	11.100	Munchener Ruckversicherung AG	
							POOL Sp. z o.o., Warschau	POL	NIA	Sopockie Towarzystwo Ubezpiezen Ergo Hestia Spoilka Akcyjna, Sopot	Ownership	33.800	Munchener Ruckversicherung AG	
							Reisegarant, Vermittler von Insolvenzversicherungen mbH, Hamburg	DEU	NIA	EUROPAISCHE Reiseversicherung Aktiengesellschaft, Munchen	Ownership	24.000	Munchener Ruckversicherung AG	
							RM 2264 Vermögensverwaltungs GmbH, Munchen	DEU	NIA	MEAG MUNICH ERGO AssetManagement GmbH, Munchen	Ownership	25.000	Munchener Ruckversicherung AG	
							Rumba GmbH & Co. KG, Munchen	DEU	NIA	MEAG MUNICH ERGO AssetManagement GmbH, Munchen	Ownership	25.000	Munchener Ruckversicherung AG	

SCHEDULE Y
PART 1A - DETAIL OF INSURANCE HOLDING COMPANY SYSTEM

1	2	3	4	5	6	7	8	9	10	11	12	13	14	15
Group Code	Group Name	NAIC Company Code	Federal ID Number	Federal RSSD	CIK	Name of Securities Exchange if Publicly Traded (U.S. or International)	Names of Parent, Subsidiaries Or Affiliates	Domiciliary Location	Relationship to Reporting Entity	Directly Controlled by (Name of Entity/Person)	Type of Control (Ownership, Board, Management, Attorney-in-Fact, Influence, Other)	If Control is Ownership Provide Percentage	Ultimate Controlling Entity(ies)/Person(s)	*
							Rural Affinity Insurance Agency Pty Limited, Sydney	AUS	NIA	Corion Pty Limited, Sydney	Ownership	50.000	Munchener Ruckversicherung AG	
							Secundi CBVA, Brussel	BEL	NIA	Kuik & Partners Gerechtsdeurwaarders & Incassobureau B.V., Eindhoven	Ownership	33.000	Munchener Ruckversicherung AG	
							Teko - Technisches Kontor fur Versicherungen Gesellschaft mit beschränkter Haftung, Dusseldorf	DEU	NIA	ERGO Versicherung Aktiengesellschaft, Dusseldorf	Ownership	30.000	Munchener Ruckversicherung AG	
							TERTIANUM Seniorenresidenz Betriebsgesellschaft Munchen mbH, Munchen	DEU	NIA	VICTORIA Lebensversicherung Aktiengesellschaft, Dusseldorf	Ownership	33.300	Munchener Ruckversicherung AG	
							TERTIANUM Seniorenresidenzen Betriebsgesellschaft mbH, Konstanz	DEU	NIA	VICTORIA Lebensversicherung Aktiengesellschaft, Dusseldorf	Ownership	25.000	Munchener Ruckversicherung AG	
							Trend Capital GmbH & Co. Solarfonds 2 KG, Mainz	DEU	NIA	MR Solar GmbH & Co. KG, Nurnberg	Ownership	34.400	Munchener Ruckversicherung AG	
							Triple IP B.V., Amsterdam	NLD	NIA	EUROPAISCHE Reiseversicherung Aktiengesellschaft, Munchen	Ownership	50.000	Munchener Ruckversicherung AG	
							Verwaltungsgesellschaft PORT ELISABETH mbH, hamburg	DEU	NIA	IK Komp GmbH, Dusseldorf	Ownership	50.000	Munchener Ruckversicherung AG	
							Verwaltungsgesellschaft Port Hedland mbH, Hamburg	DEU	NIA	IDEENKAPITAL Financial Engineering GmbH, Dusseldorf	Ownership	50.000	Munchener Ruckversicherung AG	
							Verwaltungsgesellschaft PORT KELANG mbH, Hamburg	DEU	NIA	IK Komp GmbH, Dusseldorf	Ownership	50.000	Munchener Ruckversicherung AG	
							Verwaltungsgesellschaft Port Lincoln mbH, Hamburg	DEU	NIA	IDEENKAPITAL Financial Engineering GmbH, Dusseldorf	Ownership	50.000	Munchener Ruckversicherung AG	
							Verwaltungsgesellschaft PORT LOUIS GmbH, Hamburg	DEU	NIA	IK Komp GmbH, Dusseldorf	Ownership	50.000	Munchener Ruckversicherung AG	
							Verwaltungsgesellschaft PORT MAUBERT mbH, Hamburg	DEU	NIA	IK Komp GmbH, Dusseldorf	Ownership	50.000	Munchener Ruckversicherung AG	
							Verwaltungsgesellschaft PORT MELBOURNE mbH, Hamburg	DEU	NIA	IK Komp GmbH, Dusseldorf	Ownership	50.000	Munchener Ruckversicherung AG	
							Verwaltungsgesellschaft PORT MENIER mbH, Hamburg	DEU	NIA	IK Komp GmbH, Dusseldorf	Ownership	50.000	Munchener Ruckversicherung AG	
							Verwaltungsgesellschaft PORT MOODY mbH, Hamburg	DEU	NIA	IK Komp GmbH, Dusseldorf	Ownership	50.000	Munchener Ruckversicherung AG	
							Verwaltungsgesellschaft PORT MORESBY mbH, Hamburg	DEU	NIA	IK Komp GmbH, Dusseldorf	Ownership	50.000	Munchener Ruckversicherung AG	
							Verwaltungsgesellschaft PORT MOUTON mbH, Hamburg	DEU	NIA	IK Komp GmbH, Dusseldorf	Ownership	50.000	Munchener Ruckversicherung AG	
							Verwaltungsgesellschaft PORT NELSON mbH, Hamburg	DEU	NIA	IK Komp GmbH, Dusseldorf	Ownership	50.000	Munchener Ruckversicherung AG	
							Verwaltungsgesellschaft PORT RUSSEL GmbH, Hamburg	DEU	NIA	IK Komp GmbH, Dusseldorf	Ownership	50.000	Munchener Ruckversicherung AG	
							Verwaltungsgesellschaft PORT SAID GmbH, Hamburg	DEU	NIA	IK Komp GmbH, Dusseldorf	Ownership	50.000	Munchener Ruckversicherung AG	
							Verwaltungsgesellschaft PORT STANLEY GmbH, Hamburg	DEU	NIA	IK Komp GmbH, Dusseldorf	Ownership	50.000	Munchener Ruckversicherung AG	
							Verwaltungsgesellschaft PORT STEWART mbH, Hamburg	DEU	NIA	IK Komp GmbH, Dusseldorf	Ownership	50.000	Munchener Ruckversicherung AG	
							Verwaltungsgesellschaft PORT UNION mbH, Hamburg	DEU	NIA	IK Komp GmbH, Dusseldorf	Ownership	50.000	Munchener Ruckversicherung AG	
							Verwaltungsgesellschaft Port Williams mbH, Hamburg	DEU	NIA	IDEENKAPITAL Financial Engineering GmbH, Dusseldorf	Ownership	50.000	Munchener Ruckversicherung AG	

ANNUAL STATEMENT FOR THE YEAR 2012 OF THE American Modern Select Insurance Co.

SCHEDULE Y

PART 1A - DETAIL OF INSURANCE HOLDING COMPANY SYSTEM

1	2	3	4	5	6	7	8	9	10	11	12	13	14	15
Group Code	Group Name	NAIC Company Code	Federal ID Number	Federal RSSD	CIK	Name of Securities Exchange if Publicly Traded (U.S. or International)	Names of Parent, Subsidiaries Or Affiliates	Domiciliary Location	Relationship to Reporting Entity	Directly Controlled by (Name of Entity/Person)	Type of Control (Ownership, Board, Management, Attorney-in-Fact, Influence, Other)	If Control is Ownership Provide Percentage	Ultimate Controlling Entity(ies)/Person(s)	*
							VisEq GmbH, Grunwald	DEU	NIA	Munchener Ruckversicherung AG, Munchen	Ownership	34.000	Munchener Ruckversicherung AG	
							Volksbanken-Versicherungsdienst GmbH, Wien	AUT	NIA	VV-Consulting Gesellschaft fur Risikoanalyse, Vorsorgeberatung und Versicherungsvermittlung GmbH, Wien	Ownership	25.200	Munchener Ruckversicherung AG	
							VV Immobilien GmbH & Co. GB KG, Dusseldorf	DEU	NIA	VHDK Beteiligungsgesellschaft mbH, Dusseldorf	Ownership	19.100	Munchener Ruckversicherung AG	
							VV Immobilien GmbH & Co. GB KG, Dusseldorf	DEU	NIA	ERGO Lebensversicherung Aktiengesellschaft, Hamburg	Ownership	10.000	Munchener Ruckversicherung AG	
							VV Immobilien GmbH & Co. GB KG, Dusseldorf	DEU	NIA	ERGO Versicherung Aktiengesellschaft, Dusseldorf	Ownership	8.200	Munchener Ruckversicherung AG	
							VV Immobilien GmbH & Co. GB KG, Dusseldorf	DEU	NIA	DKV Deutsche Krankenversicherung Aktiengesellschaft, Koln	Ownership	3.600	Munchener Ruckversicherung AG	
							VV Immobilien Verwaltungs GmbH, Munchen	DEU	NIA	MEAG MUNICH ERGO AssetManagement GmbH, Munchen	Ownership	30.000	Munchener Ruckversicherung AG	
							VV Immobilien Verwaltungs und Beteiligungs GmbH, Munchen	DEU	NIA	MEAG MUNICH ERGO AssetManagement GmbH, Munchen	Ownership	30.000	Munchener Ruckversicherung AG	
							WISMA ATRIA Holding GmbH & Co. Singapur KG, Dusseldorf	DEU	NIA	ERGO Versicherungsgruppe AG, Dusseldorf	Ownership	65.000	Munchener Ruckversicherung AG	
							WISMA ATRIA Holding GmbH, Dusseldorf	DEU	NIA	ERGO Versicherungsgruppe AG, Dusseldorf	Ownership	50.000	Munchener Ruckversicherung AG	
							PORT KELANG GmbH & Co. KG, Hamburg	DEU	NIA	IK Premium Fonds zwei GmbH & Co. KG, Dusseldorf	Ownership	0.300	Munchener Ruckversicherung AG	
							PORT KELANG GmbH & Co. KG, Hamburg	DEU	NIA	IDEENKAPITAL Schiffsfonds Treuhand GmbH, Dusseldorf	Ownership	0.000	Munchener Ruckversicherung AG	
							PORT MAUBERT GmbH & Co. KG, Hamburg	DEU	NIA	IK Premium Fonds zwei GmbH & Co. KG, Dusseldorf	Ownership	0.300	Munchener Ruckversicherung AG	
							PORT MAUBERT GmbH & Co. KG, Hamburg	DEU	NIA	IDEENKAPITAL Schiffsfonds Treuhand GmbH, Dusseldorf	Ownership	0.000	Munchener Ruckversicherung AG	
							PORT MELBOURNE GmbH & Co. KG, Hamburg	DEU	NIA	IK Premium Fonds zwei GmbH & Co. KG, Dusseldorf	Ownership	0.300	Munchener Ruckversicherung AG	
							PORT MELBOURNE GmbH & Co. KG, Hamburg	DEU	NIA	IDEENKAPITAL Schiffsfonds Treuhand GmbH, Dusseldorf	Ownership	0.000	Munchener Ruckversicherung AG	
							PORT MENIER GmbH & Co. KG, Hamburg	DEU	NIA	IK Premium Fonds zwei GmbH & Co. KG, Dusseldorf	Ownership	0.400	Munchener Ruckversicherung AG	
							PORT MENIER GmbH & Co. KG, Hamburg	DEU	NIA	IDEENKAPITAL Schiffsfonds Treuhand GmbH, Dusseldorf	Ownership	0.000	Munchener Ruckversicherung AG	
							PORT MOODY GmbH & Co. KG, Hamburg	DEU	NIA	IK Premium Fonds zwei GmbH & Co. KG, Dusseldorf	Ownership	0.200	Munchener Ruckversicherung AG	
							PORT MOODY GmbH & Co. KG, Hamburg	DEU	NIA	IDEENKAPITAL Schiffsfonds Treuhand GmbH, Dusseldorf	Ownership	0.000	Munchener Ruckversicherung AG	
							PORT MORESBY GmbH & Co. KG, Hamburg	DEU	NIA	IK Premium Fonds zwei GmbH & Co. KG, Dusseldorf	Ownership	0.400	Munchener Ruckversicherung AG	
							PORT MORESBY GmbH & Co. KG, Hamburg	DEU	NIA	IDEENKAPITAL Schiffsfonds Treuhand GmbH, Dusseldorf	Ownership	0.000	Munchener Ruckversicherung AG	
							PORT MOUTON GmbH & Co. KG, Hamburg	DEU	NIA	IK Premium Fonds zwei GmbH & Co. KG, Dusseldorf	Ownership	0.700	Munchener Ruckversicherung AG	
							PORT MOUTON GmbH & Co. KG, Hamburg	DEU	NIA	IDEENKAPITAL Schiffsfonds Treuhand GmbH, Dusseldorf	Ownership	0.000	Munchener Ruckversicherung AG	
							PORT NELSON GmbH & Co. KG, Hamburg	DEU	NIA	IK Premium Fonds zwei GmbH & Co. KG, Dusseldorf	Ownership	0.800	Munchener Ruckversicherung AG	
							PORT NELSON GmbH & Co. KG, Hamburg	DEU	NIA	IDEENKAPITAL Schiffsfonds Treuhand GmbH, Dusseldorf	Ownership	0.000	Munchener Ruckversicherung AG	

ANNUAL STATEMENT FOR THE YEAR 2012 OF THE American Modern Select Insurance Co.

SCHEDULE Y

PART 1A - DETAIL OF INSURANCE HOLDING COMPANY SYSTEM

1	2	3	4	5	6	7	8	9	10	11	12	13	14	15
Group Code	Group Name	NAIC Company Code	Federal ID Number	Federal RSSD	CIK	Name of Securities Exchange if Publicly Traded (U.S. or International)	Names of Parent, Subsidiaries Or Affiliates	Domiciliary Location	Relationship to Reporting Entity	Directly Controlled by (Name of Entity/Person)	Type of Control (Ownership, Board, Management, Attorney-in-Fact, Influence, Other)	If Control is Ownership Provide Percentage	Ultimate Controlling Entity(ies)/Person(s)	*
							PORT RUSSEL GmbH & Co. KG, Hamburg	DEU	NIA	IK Premium Fonds zwei GmbH & Co. KG, Dusseldorf	Ownership	0.200	Munchener Ruckversicherung AG	
							PORT RUSSEL GmbH & Co. KG, Hamburg	DEU	NIA	IDEENKAPITAL Schiffsfonds Treuhand GmbH, Dusseldorf	Ownership	0.000	Munchener Ruckversicherung AG	
							PORT SAID GmbH & Co. KG, Hamburg	DEU	NIA	IK Premium Fonds zwei GmbH & Co. KG, Dusseldorf	Ownership	0.200	Munchener Ruckversicherung AG	
							PORT SAID GmbH & Co. KG, Hamburg	DEU	NIA	IDEENKAPITAL Schiffsfonds Treuhand GmbH, Dusseldorf	Ownership	0.000	Munchener Ruckversicherung AG	
							PORT STANLEY GmbH & Co. KG, Hamburg	DEU	NIA	IK Premium Fonds zwei GmbH & Co. KG, Dusseldorf	Ownership	0.200	Munchener Ruckversicherung AG	
							PORT STANLEY GmbH & Co. KG, Hamburg	DEU	NIA	IDEENKAPITAL Schiffsfonds Treuhand GmbH, Dusseldorf	Ownership	0.000	Munchener Ruckversicherung AG	
							PORT STEWART GmbH & Co. KG, Hamburg	DEU	NIA	IK Premium Fonds zwei GmbH & Co. KG, Dusseldorf	Ownership	0.200	Munchener Ruckversicherung AG	
							PORT STEWART GmbH & Co. KG, Hamburg	DEU	NIA	IDEENKAPITAL Schiffsfonds Treuhand GmbH, Dusseldorf	Ownership	0.000	Munchener Ruckversicherung AG	
							PORT UNION GmbH & Co. KG, Hamburg	DEU	NIA	IK Premium Fonds zwei GmbH & Co. KG, Dusseldorf	Ownership	0.200	Munchener Ruckversicherung AG	
							PORT UNION GmbH & Co. KG, Hamburg	DEU	NIA	IDEENKAPITAL Schiffsfonds Treuhand GmbH, Dusseldorf	Ownership	0.000	Munchener Ruckversicherung AG	
							Access Capital Fund IV L.P., Guernsey	GBR	NIA	MR Beteiligungen 1. GmbH, Munchen	Ownership	8.900	Munchener Ruckversicherung AG	
							Access Capital Fund IV L.P., Guernsey	GBR	NIA	ERGO Private Equity Gesundheit GmbH, Dusseldorf	Ownership	3.600	Munchener Ruckversicherung AG	
							Access Capital Fund IV L.P., Guernsey	GBR	NIA	ERGO Private Equity Leben GmbH, Dusseldorf	Ownership	3.600	Munchener Ruckversicherung AG	
							Access Capital Fund IV L.P., Guernsey	GBR	NIA	ERGO Private Equity Komposit GmbH, Dusseldorf	Ownership	1.800	Munchener Ruckversicherung AG	
							Access Capital Fund V LP Growth Buy-Out Europe, Edinburgh	DEU	NIA	ERGO Private Capital Gesundheit GmbH & Co. KG, Dusseldorf	Ownership	5.600	Munchener Ruckversicherung AG	
							Access Capital Fund V LP Growth Buy-Out Europe, Edinburgh	DEU	NIA	ERGO Private Equity Komposit GmbH, Dusseldorf	Ownership	1.100	Munchener Ruckversicherung AG	
							ACOF III CV AIV (OFFSHORE) II, L.P., Los Angeles	US	NIA	MR Beteiligungen 1. GmbH, Munchen	Ownership	0.000	Munchener Ruckversicherung AG	
							ACOF III CV AIV (OFFSHORE) II, L.P., Los Angeles	US	NIA	ERGO Private Capital Gesundheit GmbH & Co. KG, Dusseldorf	Ownership	0.000	Munchener Ruckversicherung AG	
							ACOF III CV AIV (OFFSHORE) II, L.P., Los Angeles	US	NIA	ERGO Private Capital Leben GmbH & Co. KG, Dusseldorf	Ownership	0.000	Munchener Ruckversicherung AG	
							ACOF III GC AIV, L.P., Los Angeles	US	NIA	MR Beteiligungen 1. GmbH, Munchen	Ownership	0.000	Munchener Ruckversicherung AG	
							ACOF III GC AIV, L.P., Los Angeles	US	NIA	ERGO Private Capital Gesundheit GmbH & Co. KG, Dusseldorf	Ownership	0.000	Munchener Ruckversicherung AG	
							ACOF III GC AIV, L.P., Los Angeles	US	NIA	ERGO Private Capital Leben GmbH & Co. KG, Dusseldorf	Ownership	0.000	Munchener Ruckversicherung AG	
							ACOF III Oro AIV L.P., Los Angeles	US	NIA	ERGO Private Capital Gesundheit GmbH & Co. KG, Dusseldorf	Ownership	0.000	Munchener Ruckversicherung AG	
							ACOF III Oro AIV L.P., Los Angeles	US	NIA	ERGO Private Capital Leben GmbH & Co. KG, Dusseldorf	Ownership	0.000	Munchener Ruckversicherung AG	
							ACOF III Plasco AIV, L.P., Los Angeles	US	NIA	MR Beteiligungen 1. GmbH, Munchen	Ownership	0.000	Munchener Ruckversicherung AG	
							ACOF III Plasco AIV, L.P., Los Angeles	US	NIA	ERGO Private Capital Gesundheit GmbH & Co. KG, Dusseldorf	Ownership	0.000	Munchener Ruckversicherung AG	
							ACOF III Plasco AIV, L.P., Los Angeles	US	NIA	ERGO Private Capital Leben GmbH & Co. KG, Dusseldorf	Ownership	0.000	Munchener Ruckversicherung AG	

SCHEDULE Y
PART 1A - DETAIL OF INSURANCE HOLDING COMPANY SYSTEM

1	2	3	4	5	6	7	8	9	10	11	12	13	14	15
Group Code	Group Name	NAIC Company Code	Federal ID Number	Federal RSSD	CIK	Name of Securities Exchange if Publicly Traded (U.S. or International)	Names of Parent, Subsidiaries Or Affiliates	Domiciliary Location	Relationship to Reporting Entity	Directly Controlled by (Name of Entity/Person)	Type of Control (Ownership, Board, Management, Attorney-in-Fact, Influence, Other)	If Control is Ownership Provide Percentage	Ultimate Controlling Entity(ies)/Person(s)	*
							ADEUS Aktienregister-Service-GmbH, Munchen	..DEU	..NIA	Munchener Ruckversicherung AG, Munchen	Ownership	..15.400	Munchener Ruckversicherung AG	
							Adveq Europe II GmbH, Frankfurt	..DEU	..NIA	ERGO Private Equity Leben GmbH, Dusseldorf	Ownership	..9.800	Munchener Ruckversicherung AG	
							Adveq Europe III L.P., Delaware	..US	..NIA	ERGO Private Equity Leben GmbH, Dusseldorf	Ownership	..4.300	Munchener Ruckversicherung AG	
							Adveq Europe III L.P., Delaware	..US	..NIA	MR Beteiligungen 1. GmbH, Munchen	Ownership	..2.900	Munchener Ruckversicherung AG	
							Adveq Europe IV B C.V., Curacao	..ANT	..NIA	MR Beteiligungen 1. GmbH, Munchen	Ownership	..11.300	Munchener Ruckversicherung AG	
							Adveq Europe IV B C.V., Curacao	..ANT	..NIA	ERGO Private Equity Leben GmbH, Dusseldorf	Ownership	..3.700	Munchener Ruckversicherung AG	
							Adveq Europe IV B C.V., Curacao	..ANT	..NIA	ERGO Private Equity Gesundheit GmbH, Dusseldorf	Ownership	..2.300	Munchener Ruckversicherung AG	
							Adveq Europe IV B C.V., Curacao	..ANT	..NIA	ERGO Private Equity Komposit GmbH, Dusseldorf	Ownership	..1.100	Munchener Ruckversicherung AG	
							Adveq Opportunities II C.V., Curacao	..ANT	..NIA	MR Beteiligungen 1. GmbH, Munchen	Ownership	..4.400	Munchener Ruckversicherung AG	
							Adveq Opportunities II C.V., Curacao	..ANT	..NIA	ERGO Private Equity Leben GmbH, Dusseldorf	Ownership	..3.300	Munchener Ruckversicherung AG	
							Adveq Opportunities II C.V., Curacao	..ANT	..NIA	ERGO Private Equity Gesundheit GmbH, Dusseldorf	Ownership	..1.100	Munchener Ruckversicherung AG	
							Adveq Technology II C.V., Curacao	..CUB	..NIA	ERGO Private Equity Gesundheit GmbH, Dusseldorf	Ownership	..5.600	Munchener Ruckversicherung AG	
							Adveq Technology III GmbH, Frankfurt	..DEU	..NIA	ERGO Private Equity Leben GmbH, Dusseldorf	Ownership	..10.000	Munchener Ruckversicherung AG	
							AEDES Project S.r.l. i.L., Mailand	..ITA	..NIA	MEAG MUNICH ERGO AssetManagement GmbH, Munchen	Ownership	..7.000	Munchener Ruckversicherung AG	
							AERS Consortio Aktiengesellschaft, Stuttgart	..DEU	..IA	VICTORIA Lebensversicherung Aktiengesellschaft, Dusseldorf	Ownership	..18.600	Munchener Ruckversicherung AG	
							APAX Europe VII - B, L.P., Guernsey	..GBR	..NIA	MR Beteiligungen 1. GmbH, Munchen	Ownership	..0.400	Munchener Ruckversicherung AG	
							APAX Europe VII - B, L.P., Guernsey	..GBR	..NIA	ERGO Private Equity Leben GmbH, Dusseldorf	Ownership	..0.200	Munchener Ruckversicherung AG	
							APAX Europe VII - B, L.P., Guernsey	..GBR	..NIA	ERGO Private Equity Gesundheit GmbH, Dusseldorf	Ownership	..0.100	Munchener Ruckversicherung AG	
							APAX Europe VII - B, L.P., Guernsey	..GBR	..NIA	ERGO Private Equity Komposit GmbH, Dusseldorf	Ownership	..0.100	Munchener Ruckversicherung AG	
							APEP Dachfonds GmbH & Co. KG, Munchen	..DEU	..NIA	MR Beteiligungen 1. GmbH, Munchen	Ownership	..6.100	Munchener Ruckversicherung AG	
							APEP Dachfonds GmbH & Co. KG, Munchen	..DEU	..NIA	ERGO Private Equity Leben GmbH, Dusseldorf	Ownership	..3.400	Munchener Ruckversicherung AG	
							APEP Dachfonds GmbH & Co. KG, Munchen	..DEU	..NIA	ERGO Private Equity Komposit GmbH, Dusseldorf	Ownership	..2.700	Munchener Ruckversicherung AG	
							APEP Dachfonds GmbH & Co. KG, Munchen	..DEU	..NIA	ERGO Previdenza S.p.A., Mailand	Ownership	..1.200	Munchener Ruckversicherung AG	
							APEP Dachfonds GmbH & Co. KG, Munchen	..DEU	..NIA	ERGO Private Equity Gesundheit GmbH, Dusseldorf	Ownership	..0.700	Munchener Ruckversicherung AG	
							Apollo Hospital Enterprise, Mumbai	..IND	..NIA	Munchener Ruckversicherung AG, Munchen	Ownership	..1.800	Munchener Ruckversicherung AG	
							Apollo Overseas Partners VII. L.P., Delaware	..US	..NIA	MR Beteiligungen 1. GmbH, Munchen	Ownership	..5.200	Munchener Ruckversicherung AG	
							Ares Corporate Opportunities Fund III L.P., Los Angeles	..US	..NIA	MR Beteiligungen 1. GmbH, Munchen	Ownership	..0.700	Munchener Ruckversicherung AG	
							Ares Corporate Opportunities Fund III L.P., Los Angeles	..US	..NIA	ERGO Private Capital Gesundheit GmbH & Co. KG, Dusseldorf	Ownership	..0.500	Munchener Ruckversicherung AG	
							Ares Corporate Opportunities Fund III L.P., Los Angeles	..US	..NIA	ERGO Private Capital Leben GmbH & Co. KG, Dusseldorf	Ownership	..0.400	Munchener Ruckversicherung AG	

9836

SCHEDULE Y
PART 1A - DETAIL OF INSURANCE HOLDING COMPANY SYSTEM

1	2	3	4	5	6	7	8	9	10	11	12	13	14	15
Group Code	Group Name	NAIC Company Code	Federal ID Number	Federal RSSD	CIK	Name of Securities Exchange if Publicly Traded (U.S. or International)	Names of Parent, Subsidiaries Or Affiliates	Domiciliary Location	Relationship to Reporting Entity	Directly Controlled by (Name of Entity/Person)	Type of Control (Ownership, Board, Management, Attorney-in-Fact, Influence, Other)	If Control is Ownership Provide Percentage	Ultimate Controlling Entity(ies)/Person(s)	*
							Ares Corporate Opportunities Fund IV L.P., Los Angeles	US	NIA	ERGO Private Capital Gesundheit GmbH & Co. KG, Dusseldorf	Ownership	0.900	Munchener Ruckversicherung AG	
							Ares Corporate Opportunities Fund IV L.P., Los Angeles	US	NIA	ERGO Private Equity Komposit GmbH, Dusseldorf	Ownership	0.400	Munchener Ruckversicherung AG	
							Asia Property Fund II GmbH & Co. KG, Munchen	DEU	NIA	Munchener Ruckversicherung AG, Munchen	Ownership	5.900	Munchener Ruckversicherung AG	
							Asia Real Estate Income Fund SICAV, Luxemburg	LUX	NIA	DKV Deutsche Krankenversicherung Aktiengesellschaft, Koln	Ownership	9.900	Munchener Ruckversicherung AG	
							Asia Real Estate Income Fund SICAV, Luxemburg	LUX	NIA	ERGO Lebensversicherung Aktiengesellschaft, Hamburg	Ownership	9.900	Munchener Ruckversicherung AG	
							BAYERN TOURISMUS Marketing GmbH, Munchen	DEU	NIA	EUROPAISCHE Reiseversicherung Aktiengesellschaft, Munchen	Ownership	3.000	Munchener Ruckversicherung AG	
							BC European Capital IX-1 L.P., London	GBR	NIA	ERGO Private Equity Gesundheit GmbH, Dusseldorf	Ownership	0.300	Munchener Ruckversicherung AG	
							BC European Capital IX-1 L.P., London	GBR	NIA	ERGO Private Equity Komposit GmbH, Dusseldorf	Ownership	0.100	Munchener Ruckversicherung AG	
							Blackstone Capital partners VI L.P., Wilmington, Delaware	US	NIA	ERGO Private Equity Gesundheit GmbH, Dusseldorf	Ownership	0.200	Munchener Ruckversicherung AG	
							Blackstone Capital partners VI L.P., Wilmington, Delaware	US	NIA	ERGO Private Equity Komposit GmbH, Dusseldorf	Ownership	0.000	Munchener Ruckversicherung AG	
							Braemar Energy Ventures III, L.P., Wilmington, Delaware	US	NIA	MR RENT-Investment GmbH, Munchen	Ownership	8.900	Munchener Ruckversicherung AG	
							Capital Dynamics Champion Ventures VI, L.P., Woodside	US	NIA	MR Beteiligungen 1. GmbH, Munchen	Ownership	14.500	Munchener Ruckversicherung AG	
							Capital Dynamics Champion Ventures VI, L.P., Woodside	US	NIA	ERGO Private Capital Leben GmbH & Co. KG, Dusseldorf	Ownership	6.800	Munchener Ruckversicherung AG	
							Capital Dynamics Champion Ventures VI, L.P., Woodside	US	NIA	ERGO Private Equity Komposit GmbH, Dusseldorf	Ownership	4.000	Munchener Ruckversicherung AG	
							Capital Dynamics Champion Ventures VI, L.P., Woodside	US	NIA	ERGO Private Capital Gesundheit GmbH & Co. KG, Dusseldorf	Ownership	2.000	Munchener Ruckversicherung AG	
							Collier International Partners Fund VI, L.P., London	GBR	NIA	ERGO Private Capital Gesundheit GmbH & Co. KG, Dusseldorf	Ownership	0.400	Munchener Ruckversicherung AG	
							Collier International Partners Fund VI, L.P., London	GBR	NIA	ERGO Private Equity Komposit GmbH, Dusseldorf	Ownership	0.200	Munchener Ruckversicherung AG	
							Crown Premium Private Equity Buyout SICAV, Luxembourg	LUX	NIA	ERGO Private Equity Gesundheit GmbH, Dusseldorf	Ownership	6.400	Munchener Ruckversicherung AG	
							Crown Premium Private Equity Technology Ventures GmbH & Co. KG, Grunwald	DEU	NIA	ERGO Private Equity Gesundheit GmbH, Dusseldorf	Ownership	10.000	Munchener Ruckversicherung AG	
							CVC European Equity Partners V (A) L.P., Grand Cayman	CYM	NIA	MR Beteiligungen 1. GmbH, Munchen	Ownership	0.600	Munchener Ruckversicherung AG	
							CVC European Equity Partners V (A) L.P., Grand Cayman	CYM	NIA	ERGO Private Equity Leben GmbH, Dusseldorf	Ownership	0.500	Munchener Ruckversicherung AG	
							CVC European Equity Partners V (A) L.P., Grand Cayman	CYM	NIA	ERGO Private Equity Gesundheit GmbH, Dusseldorf	Ownership	0.300	Munchener Ruckversicherung AG	
							CVC European Equity Partners V (A) L.P., Grand Cayman	CYM	NIA	ERGO Private Equity Komposit GmbH, Dusseldorf	Ownership	0.100	Munchener Ruckversicherung AG	
							Deutsche Touring GmbH, Frankfurt/Main	DEU	NIA	EUROPAISCHE Reiseversicherung Aktiengesellschaft, Munchen	Ownership	17.200	Munchener Ruckversicherung AG	
							DII GmbH, Munchen	DEU	NIA	Munchener Ruckversicherung AG, Munchen	Ownership	5.000	Munchener Ruckversicherung AG	
							Energy Investors XV (Scotland) L.P., Washington	US	NIA	ERGO Private Capital Gesundheit GmbH & Co. KG, Dusseldorf	Ownership	9.400	Munchener Ruckversicherung AG	

SCHEDULE Y

PART 1A - DETAIL OF INSURANCE HOLDING COMPANY SYSTEM

1	2	3	4	5	6	7	8	9	10	11	12	13	14	15
Group Code	Group Name	NAIC Company Code	Federal ID Number	Federal RSSD	CIK	Name of Securities Exchange if Publicly Traded (U.S. or International)	Names of Parent, Subsidiaries Or Affiliates	Domiciliary Location	Relationship to Reporting Entity	Directly Controlled by (Name of Entity/Person)	Type of Control (Ownership, Board, Management, Attorney-in-Fact, Influence, Other)	If Control is Ownership Provide Percentage	Ultimate Controlling Entity(ies)/Person(s)	*
							Energy Investors XV (Scotland) L.P., Washington	US	NIA	ERGO Private Equity Komposit GmbH, Dusseldorf	Ownership	5.700	Munchener Ruckversicherung AG	
							Extremus Versicherungs-Aktiengesellschaft, Koln	DEU	IA	Munchener Ruckversicherung AG, Munchen	Ownership	16.000	Munchener Ruckversicherung AG	
							FIA Timber Partners II L.P., Wilmington	US	NIA	Silvanus Vermögensverwaltungsges.mbh, Munchen	Ownership	39.100	Munchener Ruckversicherung AG	
							Francisco Partners III L.P., San Francisco	US	NIA	ERGO Private Equity Gesundheit GmbH, Dusseldorf	Ownership	1.000	Munchener Ruckversicherung AG	
							Francisco Partners III L.P., San Francisco	US	NIA	ERGO Private Equity Komposit GmbH, Dusseldorf	Ownership	0.500	Munchener Ruckversicherung AG	
							GDV Dienstleistungs-GmbH & Co. KG, Hamburg	DEU	NIA	ERGO Versicherung Aktiengesellschaft, Dusseldorf	Ownership	3.800	Munchener Ruckversicherung AG	
							Global Infrastructure Partners - C L.P., Guernsey	GBR	NIA	ERGO Private Capital Gesundheit GmbH & Co. KG, Dusseldorf	Ownership	0.700	Munchener Ruckversicherung AG	
							Global Infrastructure Partners - C L.P., Guernsey	GBR	NIA	ERGO Private Capital Leben GmbH & Co. KG, Dusseldorf	Ownership	0.300	Munchener Ruckversicherung AG	
							Green Triangle Forest Trust, Sydney	AUS	NIA	Silvanus Vermögensverwaltungsges.mbh, Munchen	Ownership	18.900	Munchener Ruckversicherung AG	
							Greenspring Global Partners IV-B, L.P., Owings Mills	US	NIA	MR Beteiligungen 1. GmbH, Munchen	Ownership	5.000	Munchener Ruckversicherung AG	
							Greenspring Global Partners IV-B, L.P., Owings Mills	US	NIA	ERGO Private Capital Leben GmbH & Co. KG, Dusseldorf	Ownership	2.400	Munchener Ruckversicherung AG	
							Greenspring Global Partners IV-B, L.P., Owings Mills	US	NIA	ERGO Private Equity Komposit GmbH, Dusseldorf	Ownership	1.400	Munchener Ruckversicherung AG	
							Greenspring Global Partners IV-B, L.P., Owings Mills	US	NIA	ERGO Private Capital Gesundheit GmbH & Co. KG, Dusseldorf	Ownership	0.600	Munchener Ruckversicherung AG	
							Greenspring Global Partners V-B, L.P., Owings Mills	US	NIA	ERGO Private Capital Gesundheit GmbH & Co. KG, Dusseldorf	Ownership	12.900	Munchener Ruckversicherung AG	
							Greenspring Global Partners V-B, L.P., Owings Mills	US	NIA	ERGO Private Equity Komposit GmbH, Dusseldorf	Ownership	6.400	Munchener Ruckversicherung AG	
							Grosvenor Vega China Retail Fund, L.P., Grand Cayman	CYM	NIA	VICTORIA Asien Immobilienbeteiligungs GmbH & Co. KG, Munchen	Ownership	10.000	Munchener Ruckversicherung AG	
							Grundeigentumer - Interessengemeinschaft City Nord GmbH, Hamburg	DEU	NIA	ERGO Lebensversicherung Aktiengesellschaft, Hamburg	Ownership	16.800	Munchener Ruckversicherung AG	
							Hines India Fund LP, Houston, Texas	US	NIA	MR Beteiligungen 19. GmbH, Munchen	Ownership	11.800	Munchener Ruckversicherung AG	
							Hines Pan-European Core Fund FCP-FIS, Luxemburg	LUX	NIA	IDEENKAPITAL Metropolen Europa GmbH & Co. KG, Dusseldorf	Ownership	16.400	Munchener Ruckversicherung AG	
							HRJ Capital Global Buy-Out III (U.S.), L.P., Woodside	US	NIA	MR Beteiligungen 1. GmbH, Munchen	Ownership	27.700	Munchener Ruckversicherung AG	
							HRJ Capital Global Buy-Out III (U.S.), L.P., Woodside	US	NIA	ERGO Private Capital Leben GmbH & Co. KG, Dusseldorf	Ownership	9.200	Munchener Ruckversicherung AG	
							HRJ Capital Global Buy-Out III (U.S.), L.P., Woodside	US	NIA	ERGO Private Equity Komposit GmbH, Dusseldorf	Ownership	4.000	Munchener Ruckversicherung AG	
							HRJ Capital Global Buy-Out III (U.S.), L.P., Woodside	US	NIA	ERGO Private Capital Gesundheit GmbH & Co. KG, Dusseldorf	Ownership	4.000	Munchener Ruckversicherung AG	
							IK Australia Property Eins GmbH & Co. KG, Hamburg	DEU	NIA	IK Premium Fonds GmbH & Co. KG, Dusseldorf	Ownership	10.700	Munchener Ruckversicherung AG	
							IK Australia Property Eins GmbH & Co. KG, Hamburg	DEU	NIA	IK FE Fonds Management GmbH, Dusseldorf	Ownership	0.000	Munchener Ruckversicherung AG	
							IK Australia Property Eins GmbH & Co. KG, Hamburg	DEU	NIA	IK Property Treuhand GmbH, Dusseldorf	Ownership	0.000	Munchener Ruckversicherung AG	

9838

SCHEDULE Y

PART 1A - DETAIL OF INSURANCE HOLDING COMPANY SYSTEM

1	2	3	4	5	6	7	8	9	10	11	12	13	14	15
Group Code	Group Name	NAIC Company Code	Federal ID Number	Federal RSSD	CIK	Name of Securities Exchange if Publicly Traded (U.S. or International)	Names of Parent, Subsidiaries Or Affiliates	Domiciliary Location	Relationship to Reporting Entity	Directly Controlled by (Name of Entity/Person)	Type of Control (Ownership, Board, Management, Attorney-in-Fact, Influence, Other)	If Control is Ownership Provide Percentage	Ultimate Controlling Entity(ies)/Person(s)	*
							IK Objekt Bensheim Immobilienfonds GmbH & Co. KG, Dusseldorf	DEU	NIA	IK Premium Fonds GmbH & Co. KG, Dusseldorf	Ownership	16.200	Munchener Ruckversicherung AG	
							IK Objekt Bensheim Immobilienfonds GmbH & Co. KG, Dusseldorf	DEU	NIA	IK FE Fonds Management GmbH, Dusseldorf	Ownership	0.100	Munchener Ruckversicherung AG	
							IK US PORTFOLIO INVEST Drei GmbH & Co. KG, Dusseldorf	DEU	NIA	IK Property Treuhand GmbH, Dusseldorf	Ownership	0.000	Munchener Ruckversicherung AG	
							IK US Portfolio Invest GmbH & Co. KG, Dusseldorf	DEU	NIA	Ideenkapital Treuhand US Real Estate eins GmbH, Dusseldorf	Ownership	0.000	Munchener Ruckversicherung AG	
							IK US Portfolio Invest ZWEI GmbH & Co. KG, Dusseldorf	DEU	NIA	Ideenkapital Treuhand US Real Estate eins GmbH, Dusseldorf	Ownership	0.000	Munchener Ruckversicherung AG	
							IK US Portfolio Invest ZWEI GmbH & Co. KG, Dusseldorf	DEU	NIA	IK US Portfolio Invest ZWEI Verwaltungs-GmbH, Dusseldorf	Ownership	0.000	Munchener Ruckversicherung AG	
							IMH Venture Capital Berlin GmbH, Berlin	DEU	NIA	ERGO Private Equity Komposit GmbH, Dusseldorf	Ownership	16.600	Munchener Ruckversicherung AG	
							IMH Venture Capital Berlin GmbH, Berlin	DEU	NIA	ERGO Private Equity Leben GmbH, Dusseldorf	Ownership	3.200	Munchener Ruckversicherung AG	
							Index Ventures Growth II (Jersey), L.P., St. Helier, Jersey, Channel Islands	GBR	NIA	ERGO Private Equity Gesundheit GmbH, Dusseldorf	Ownership	3.600	Munchener Ruckversicherung AG	
							Index Ventures Growth II (Jersey), L.P., St. Helier, Jersey, Channel Islands	GBR	NIA	ERGO Private Equity Komposit GmbH, Dusseldorf	Ownership	1.300	Munchener Ruckversicherung AG	
							Internationales Immobilien-Institut GmbH, Munchen	DEU	NIA	VICTORIA Lebensversicherung Aktiengesellschaft, Dusseldorf	Ownership	6.000	Munchener Ruckversicherung AG	
							IRIS Capital Fund FQPR, Paris	FRA	NIA	IRIS Capital Fund II German Investors GmbH & Co. KG, Dusseldorf	Ownership	19.800	Munchener Ruckversicherung AG	
							JSC Ukrainian Transport Insurance Company, Kiev	UKR	IA	ERGO International Aktiengesellschaft, Dusseldorf	Ownership	1.300	Munchener Ruckversicherung AG	
							JSC Ukrainian Transport Insurance Company, Kiev	UKR	IA	ADB ERGO Lietuva, Vilnius	Ownership	1.300	Munchener Ruckversicherung AG	
							K & P Objekt Munchen Hufelandstrasse Immobilienfonds GmbH & Co. KG, Dusseldorf	DEU	NIA	IK FE Fonds Management GmbH, Dusseldorf	Ownership	0.000	Munchener Ruckversicherung AG	
							Kapitalbeteiligungsgesellschaft der Deutschen Versicherungswirtschaft, Dusseldorf	DEU	NIA	Munchener Ruckversicherung AG, Munchen	Ownership	3.000	Munchener Ruckversicherung AG	
							KKR Global Infrastructure Investors L.P., Grand Cayman	CYM	NIA	MR Infrastructure Investment GmbH, Grunwald	Ownership	4.100	Munchener Ruckversicherung AG	
							KKR Global Infrastructure Investors L.P., Grand Cayman	CYM	NIA	ERGO Private Capital Gesundheit GmbH & Co. KG, Dusseldorf	Ownership	1.200	Munchener Ruckversicherung AG	
							KKR Global Infrastructure Investors L.P., Grand Cayman	CYM	NIA	ERGO Private Equity Komposit GmbH, Dusseldorf	Ownership	0.600	Munchener Ruckversicherung AG	
							Lexington Capital Partners VII, L.P., Wilmington	US	NIA	MR Beteiligungen 1. GmbH, Munchen	Ownership	0.500	Munchener Ruckversicherung AG	
							Lexington Capital Partners VII, L.P., Wilmington	US	NIA	ERGO Private Equity Gesundheit GmbH, Dusseldorf	Ownership	0.400	Munchener Ruckversicherung AG	
							Lexington Capital Partners VII, L.P., Wilmington	US	NIA	ERGO Private Equity Komposit GmbH, Dusseldorf	Ownership	0.100	Munchener Ruckversicherung AG	
							Lightspeed Venture Partners VI L.P., Delaware, USA	CYM	NIA	ERGO Private Equity Gesundheit GmbH, Dusseldorf	Ownership	0.900	Munchener Ruckversicherung AG	
							M 31 Beteiligungsgesellschaft mbH & Co. Energie KG, Dusseldorf	DEU	NIA	MR RENT-Investment GmbH, Munchen	Ownership	11.500	Munchener Ruckversicherung AG	
							M 31 Beteiligungsgesellschaft mbH & Co. Energie KG, Dusseldorf	DEU	NIA	ERGO Private Equity Gesundheit GmbH, Dusseldorf	Ownership	5.000	Munchener Ruckversicherung AG	

SCHEDULE Y
PART 1A - DETAIL OF INSURANCE HOLDING COMPANY SYSTEM

1	2	3	4	5	6	7	8	9	10	11	12	13	14	15
Group Code	Group Name	NAIC Company Code	Federal ID Number	Federal RSSD	CIK	Name of Securities Exchange if Publicly Traded (U.S. or International)	Names of Parent, Subsidiaries Or Affiliates	Domiciliary Location	Relationship to Reporting Entity	Directly Controlled by (Name of Entity/Person)	Type of Control (Ownership, Board, Management, Attorney-in-Fact, Influence, Other)	If Control is Ownership Provide Percentage	Ultimate Controlling Entity(ies)/Person(s)	*
							M 31 Beteiligungsgesellschaft mbH & Co. Energie KG, Dusseldorf	DEU	NIA	ERGO Private Equity Komposit GmbH, Dusseldorf	Ownership	2.100	Munchener Ruckversicherung AG	
							m:solarPOWER GmbH & Co. KG, Nurnberg	DEU	NIA	welivit New Energy GmbH, Furth	Other	0.000	Munchener Ruckversicherung AG	
							Macquarie European Infrastructure Fund 4 L.P., London	GBR	NIA	MR Infrastructure Investment GmbH, Grunwald	Ownership	2.300	Munchener Ruckversicherung AG	
							Macquarie European Infrastructure Fund 4 L.P., London	GBR	NIA	ERGO Private Capital Gesundheit GmbH & Co. KG, Dusseldorf	Ownership	1.600	Munchener Ruckversicherung AG	
							Macquarie European Infrastructure Fund 4 L.P., London	GBR	NIA	ERGO Private Equity Komposit GmbH, Dusseldorf	Ownership	0.700	Munchener Ruckversicherung AG	
							MEAG Center House S.A., Brussel	BEL	NIA	MEAG MUNICH ERGO AssetManagement GmbH, Munchen	Ownership	0.000	Munchener Ruckversicherung AG	
							Mediastream Film GmbH & Co. Productions KG, Grunwald	DEU	NIA	Ideenkapital Media Treuhand GmbH, Dusseldorf	Ownership	19.000	Munchener Ruckversicherung AG	
							Mediastream Vierte Film GmbH & Co. Vermarktungs KG, Grunwald	DEU	NIA	IK Premium Fonds zwei GmbH & Co. KG, Dusseldorf	Ownership	5.300	Munchener Ruckversicherung AG	
							Mediastream Vierte Film GmbH & Co. Vermarktungs KG, Grunwald	DEU	NIA	IDEENKAPITAL Media Finance GmbH, Dusseldorf	Ownership	0.900	Munchener Ruckversicherung AG	
							Mediastream Zweite Film GmbH & Co. Productions KG, Grunwald	DEU	NIA	Ideenkapital Media Treuhand GmbH, Dusseldorf	Ownership	0.000	Munchener Ruckversicherung AG	
							Morgan Stanley Infrastructure German Investors, L.P., Grand Cayman	CYM	NIA	ERGO Private Capital Leben GmbH & Co. KG, Dusseldorf	Ownership	19.900	Munchener Ruckversicherung AG	
							MPM BioVentures GmbH & Co. Parallel-Beteiligungs KG, Munchen	DEU	NIA	ERGO Private Equity Gesundheit GmbH, Dusseldorf	Ownership	1.400	Munchener Ruckversicherung AG	
							MVP Fund II GmbH & Co. KG, Grunwald	DEU	NIA	MR RENT-Investment GmbH, Munchen	Ownership	20.000	Munchener Ruckversicherung AG	
							New Enterprise Associates 13, L.P., Grand Cayman	CYM	NIA	MR Beteiligungen 1. GmbH, Munchen	Ownership	0.800	Munchener Ruckversicherung AG	
							New Enterprise Associates 13, L.P., Grand Cayman	CYM	NIA	ERGO Private Equity Gesundheit GmbH, Dusseldorf	Ownership	0.500	Munchener Ruckversicherung AG	
							New Enterprise Associates 13, L.P., Grand Cayman	CYM	NIA	ERGO Private Equity Komposit GmbH, Dusseldorf	Ownership	0.300	Munchener Ruckversicherung AG	
							Oaktree Opportunities Fund VIII L.P., Los Angeles	US	NIA	ERGO Private Capital Gesundheit GmbH & Co. KG, Dusseldorf	Ownership	0.600	Munchener Ruckversicherung AG	
							Oaktree Opportunities Fund VIII L.P., Los Angeles	US	NIA	ERGO Private Equity Komposit GmbH, Dusseldorf	Ownership	0.300	Munchener Ruckversicherung AG	
							Odewald & Compagnie GmbH & Co. Dritte Beteiligungsgesellschaft fur Vermogensanlagen KG, Berlin	DEU	NIA	ERGO Private Equity Gesundheit GmbH, Dusseldorf	Ownership	2.000	Munchener Ruckversicherung AG	
							Odewald & Compagnie GmbH & Co. Dritte Beteiligungsgesellschaft fur Vermogensanlagen KG, Berlin	DEU	NIA	MR Beteiligungen 1. GmbH, Munchen	Ownership	2.000	Munchener Ruckversicherung AG	
							Odewald & Compagnie GmbH & Co. Dritte Beteiligungsgesellschaft fur Vermogensanlagen KG, Berlin	DEU	NIA	ERGO Private Equity Komposit GmbH, Dusseldorf	Ownership	1.000	Munchener Ruckversicherung AG	
							Odewald & Compagnie GmbH & Co. Dritte Beteiligungsgesellschaft fur Vermogensanlagen KG, Berlin	DEU	NIA	ERGO Private Equity Leben GmbH, Dusseldorf	Ownership	1.000	Munchener Ruckversicherung AG	
							Odewald & Compagnie GmbH & Co. KG fur Vermogensanlagen in Portfoliounternehmen, Berlin	DEU	NIA	ERGO Private Equity Leben GmbH, Dusseldorf	Ownership	3.000	Munchener Ruckversicherung AG	

SCHEDULE Y
PART 1A - DETAIL OF INSURANCE HOLDING COMPANY SYSTEM

1	2	3	4	5	6	7	8	9	10	11	12	13	14	15
Group Code	Group Name	NAIC Company Code	Federal ID Number	Federal RSSD	CIK	Name of Securities Exchange if Publicly Traded (U.S. or International)	Names of Parent, Subsidiaries Or Affiliates	Domiciliary Location	Relationship to Reporting Entity	Directly Controlled by (Name of Entity/Person)	Type of Control (Ownership, Board, Management, Attorney-in-Fact, Influence, Other)	If Control is Ownership Provide Percentage	Ultimate Controlling Entity(ies)/Person(s)	*
							Odewald & Compagnie GmbH & Co. KG fur Vermögensanlagen in Portfoliounternehmen, Berlin	DEU	NIA	ERGO Private Equity Komposit GmbH, Dusseldorf	Ownership	3.000	Munchener Ruckversicherung AG	
							Odewald & Compagnie GmbH & Co. KG fur Vermögensanlagen in Portfoliounternehmen, Berlin	DEU	NIA	ERGO Private Equity Gesundheit GmbH, Dusseldorf	Ownership	2.300	Munchener Ruckversicherung AG	
							ORM Timber Fund III (Foreign) LLC, Wilmington	US	NIA	Silvanus Vermögensverwaltungsges.mBH, Munchen	Ownership	39.100	Munchener Ruckversicherung AG	
							Osterreichische Volksbanken-AG, Wien	AUT	NIA	ERGO Versicherungsgruppe AG, Dusseldorf	Ownership	0.900	Munchener Ruckversicherung AG	
							Osterreichische Volksbanken-AG, Wien	AUT	NIA	ERGO Versicherung Aktiengesellschaft, Dusseldorf	Ownership	0.700	Munchener Ruckversicherung AG	
							PAI Europe V - 1 FCPR, Guernsey	GBR	NIA	MR Beteiligungen 1. GmbH, Munchen	Ownership	1.400	Munchener Ruckversicherung AG	
							PAI Europe V - 1 FCPR, Guernsey	GBR	NIA	ERGO Private Equity Leben GmbH, Dusseldorf	Ownership	0.800	Munchener Ruckversicherung AG	
							PAI Europe V - 1 FCPR, Guernsey	GBR	NIA	ERGO Private Equity Gesundheit GmbH, Dusseldorf	Ownership	0.400	Munchener Ruckversicherung AG	
							PAI Europe V - 1 FCPR, Guernsey	GBR	NIA	ERGO Private Equity Komposit GmbH, Dusseldorf	Ownership	0.200	Munchener Ruckversicherung AG	
							PAI Europe V - 1 L.P., Guernsey	GBR	NIA	MR Beteiligungen 1. GmbH, Munchen	Ownership	0.800	Munchener Ruckversicherung AG	
							PAI Europe V - 1 L.P., Guernsey	GBR	NIA	ERGO Private Equity Leben GmbH, Dusseldorf	Ownership	0.500	Munchener Ruckversicherung AG	
							PAI Europe V - 1 L.P., Guernsey	GBR	NIA	ERGO Private Equity Gesundheit GmbH, Dusseldorf	Ownership	0.200	Munchener Ruckversicherung AG	
							PAI Europe V - 1 L.P., Guernsey	GBR	NIA	ERGO Private Equity Komposit GmbH, Dusseldorf	Ownership	0.100	Munchener Ruckversicherung AG	
							Pantheon Asia fund V L.P., Guernsey	GBR	NIA	MR Beteiligungen 1. GmbH, Munchen	Ownership	3.700	Munchener Ruckversicherung AG	
							Pantheon Asia fund V L.P., Guernsey	GBR	NIA	ERGO Private Equity Leben GmbH, Dusseldorf	Ownership	1.900	Munchener Ruckversicherung AG	
							Pantheon Asia fund V L.P., Guernsey	GBR	NIA	ERGO Private Equity Gesundheit GmbH, Dusseldorf	Ownership	1.200	Munchener Ruckversicherung AG	
							Pantheon Asia fund V L.P., Guernsey	GBR	NIA	ERGO Private Equity Komposit GmbH, Dusseldorf	Ownership	0.600	Munchener Ruckversicherung AG	
							Pantheon Asia Fund VI, L.P., San Francisco	US	NIA	ERGO Private Capital Gesundheit GmbH & Co. KG, Dusseldorf	Ownership	3.100	Munchener Ruckversicherung AG	
							Pantheon Asia Fund VI, L.P., San Francisco	US	NIA	ERGO Private Equity Komposit GmbH, Dusseldorf	Ownership	1.500	Munchener Ruckversicherung AG	
							Park Square Capital Partners II L.P., Guernsey	GBR	NIA	ERGO Private Capital Gesundheit GmbH & Co. KG, Dusseldorf	Ownership	3.000	Munchener Ruckversicherung AG	
							Park Square Capital Partners II L.P., Guernsey	GBR	NIA	ERGO Private Equity Komposit GmbH, Dusseldorf	Ownership	1.500	Munchener Ruckversicherung AG	
							PICC Health Insurance Company Limited, Beijing	CHN	IA	DKV Deutsche Krankenversicherung Aktiengesellschaft, Koln	Ownership	4.800	Munchener Ruckversicherung AG	
							PLATINIA world wide equity Erste Beteiligungs-GmbH & Co. KG, Grunwald	DEU	NIA	IK Premium Fonds GmbH & Co. KG, Dusseldorf	Ownership	0.400	Munchener Ruckversicherung AG	
							PLATINIA world wide equity Erste Beteiligungs-GmbH & Co. KG, Grunwald	DEU	NIA	Mediastream Consulting GmbH, Grunwald	Ownership	0.000	Munchener Ruckversicherung AG	
							PRORENDITA DREI GmbH & Co. KG, Hamburg	DEU	NIA	IDEENKAPITAL PRORENDITA EINS Treuhandgesellschaft mbH, Dusseldorf	Ownership	0.000	Munchener Ruckversicherung AG	
							PRORENDITA EINS GmbH & Co. KG, Hamburg	DEU	NIA	IK Premium Fonds zwei GmbH & Co. KG, Dusseldorf	Ownership	0.000	Munchener Ruckversicherung AG	

ANNUAL STATEMENT FOR THE YEAR 2012 OF THE American Modern Select Insurance Co.

SCHEDULE Y

PART 1A - DETAIL OF INSURANCE HOLDING COMPANY SYSTEM

1	2	3	4	5	6	7	8	9	10	11	12	13	14	15
Group Code	Group Name	NAIC Company Code	Federal ID Number	Federal RSSD	CIK	Name of Securities Exchange if Publicly Traded (U.S. or International)	Names of Parent, Subsidiaries Or Affiliates	Domiciliary Location	Relationship to Reporting Entity	Directly Controlled by (Name of Entity/Person)	Type of Control (Ownership, Board, Management, Attorney-in-Fact, Influence, Other)	If Control is Ownership Provide Percentage	Ultimate Controlling Entity(ies)/Person(s)	*
							PRORENDITA EINS GmbH & Co. KG, Hamburg	DEU	NIA	IDEENKAPITAL PRORENDITA EINS Treuhandgesellschaft mbH, Dusseldorf	Ownership	0.000	Munchener Ruckversicherung AG	
							PRORENDITA Funf GmbH & Co. KG, Hamburg	DEU	NIA	IK Premium Fonds zwei GmbH & Co. KG, Dusseldorf	Ownership	0.000	Munchener Ruckversicherung AG	
							PRORENDITA Funf GmbH & Co. KG, Hamburg	DEU	NIA	IDEENKAPITAL PRORENDITA EINS Treuhandgesellschaft mbH, Dusseldorf	Ownership	0.000	Munchener Ruckversicherung AG	
							PRORENDITA VIER GmbH & Co. KG, Hamburg	DEU	NIA	IDEENKAPITAL PRORENDITA EINS Treuhandgesellschaft mbH, Dusseldorf	Ownership	0.100	Munchener Ruckversicherung AG	
							PRORENDITA Zwei GmbH & Co. KG, Hamburg	DEU	NIA	IDEENKAPITAL PRORENDITA EINS Treuhandgesellschaft mbH, Dusseldorf	Ownership	0.000	Munchener Ruckversicherung AG	
							Protector Lebensversicherungs-AG, Berlin	DEU	IA	ERGO Lebensversicherung Aktiengesellschaft, Hamburg	Ownership	5.900	Munchener Ruckversicherung AG	
							Protector Lebensversicherungs-AG, Berlin	DEU	IA	VICTORIA Lebensversicherung Aktiengesellschaft, Dusseldorf	Ownership	4.300	Munchener Ruckversicherung AG	
							Protector Lebensversicherungs-AG, Berlin	DEU	IA	ERGO DIREKT Lebensversicherung AG, Furth	Ownership	0.500	Munchener Ruckversicherung AG	
							Protector Lebensversicherungs-AG, Berlin	DEU	IA	Vorsorge Lebensversicherung Aktiengesellschaft, Dusseldorf	Ownership	0.000	Munchener Ruckversicherung AG	
							Protector Lebensversicherungs-AG, Berlin	DEU	IA	Neckermann Lebensversicherung AG, Furth	Ownership	0.000	Munchener Ruckversicherung AG	
							RMK Forest Growth International, L.P., Grand Cayman, Cayman Islands	CYM	NIA	Silvanus Vermögensverwaltungsges.mbH, Munchen	Ownership	40.300	Munchener Ruckversicherung AG	
							Saudi Enaya Cooperative Insurance Company, Jeddah, Saudi-Arabien	SAU	IA	Munchener Ruckversicherung AG, Munchen	Ownership	15.000	Munchener Ruckversicherung AG	
							Siemens Global Innovation Partners I GmbH & Co. KG, Munchen	DEU	NIA	MR Beteiligungen 1. GmbH, Munchen	Ownership	10.000	Munchener Ruckversicherung AG	
							Siemens Global Innovation Partners I GmbH & Co. KG, Munchen	DEU	NIA	ERGO Private Capital Leben GmbH & Co. KG, Dusseldorf	Ownership	5.000	Munchener Ruckversicherung AG	
							Siemens Global Innovation Partners I GmbH & Co. KG, Munchen	DEU	NIA	ERGO Private Equity Komposit GmbH, Dusseldorf	Ownership	3.400	Munchener Ruckversicherung AG	
							Siemens Global Innovation Partners I GmbH & Co. KG, Munchen	DEU	NIA	ERGO Private Capital Gesundheit GmbH & Co. KG, Dusseldorf	Ownership	1.500	Munchener Ruckversicherung AG	
							Solarpark 1000 Jahre Furth GmbH & Co. KG, Furth	DEU	NIA	welivit AG, Nurnberg	Ownership	0.900	Munchener Ruckversicherung AG	
							Solarpark 1000 Jahre Furth GmbH & Co. KG, Furth	DEU	NIA	welivit New Energy GmbH, Furth	Other	0.000	Munchener Ruckversicherung AG	
							TCW Energy Fund XIV (Cayman) L.P., Grand Cayman	CYM	NIA	ERGO Private Capital Leben GmbH & Co. KG, Dusseldorf	Ownership	5.200	Munchener Ruckversicherung AG	
							The Founders Fund IV, L.P., San Francisco	US	NIA	ERGO Private Equity Gesundheit GmbH, Dusseldorf	Ownership	2.500	Munchener Ruckversicherung AG	
							The Founders Fund IV, L.P., San Francisco	US	NIA	ERGO Private Equity Komposit GmbH, Dusseldorf	Ownership	1.700	Munchener Ruckversicherung AG	
							The Global Life Science Ventures Fonds II GmbH & Co. KG, Munchen	DEU	NIA	ERGO Private Equity Gesundheit GmbH, Dusseldorf	Ownership	7.400	Munchener Ruckversicherung AG	
							TMI Asia Property Fund I GmbH & Co. KG, Munchen	DEU	NIA	ERGO Lebensversicherung Aktiengesellschaft, Hamburg	Ownership	6.400	Munchener Ruckversicherung AG	
							TowerBrook Investors III, L.P., George Town	CYM	NIA	MR Beteiligungen 1. GmbH, Munchen	Ownership	1.300	Munchener Ruckversicherung AG	
							TowerBrook Investors III, L.P., George Town	CYM	NIA	ERGO Private Capital Leben GmbH & Co. KG, Dusseldorf	Ownership	0.400	Munchener Ruckversicherung AG	
							TowerBrook Investors III, L.P., George Town	CYM	NIA	ERGO Private Capital Gesundheit GmbH & Co. KG, Dusseldorf	Ownership	0.200	Munchener Ruckversicherung AG	

98.42

ANNUAL STATEMENT FOR THE YEAR 2012 OF THE American Modern Select Insurance Co.

SCHEDULE Y

PART 1A - DETAIL OF INSURANCE HOLDING COMPANY SYSTEM

1	2	3	4	5	6	7	8	9	10	11	12	13	14	15
Group Code	Group Name	NAIC Company Code	Federal ID Number	Federal RSSD	CIK	Name of Securities Exchange if Publicly Traded (U.S. or International)	Names of Parent, Subsidiaries Or Affiliates	Domiciliary Location	Relationship to Reporting Entity	Directly Controlled by (Name of Entity/Person)	Type of Control (Ownership, Board, Management, Attorney-in-Fact, Influence, Other)	If Control is Ownership Provide Percentage	Ultimate Controlling Entity(ies)/Person(s)	*
							TowerBrook Investors III, L.P., George Town	..CYM	..NIA	ERGO Private Equity Komposit GmbH, Dusseldorf	Ownership	..0.200	Munchener Ruckversicherung AG	
							Umspannwerk Hellberge GmbH & Co. KG, Treunbrietzen	..DEU	..NIA	Windpark Langengrassau GmbH & Co KG, Bremen	Ownership	..6.900	Munchener Ruckversicherung AG	
							US Property Fund III GmbH & Co. KG, Munchen	..DEU	..NIA	VICTORIA Lebensversicherung Aktiengesellschaft, Dusseldorf	Ownership	..9.200	Munchener Ruckversicherung AG	
							US Property Fund III GmbH & Co. KG, Munchen	..DEU	..NIA	ERGO Lebensversicherung Aktiengesellschaft, Hamburg	Ownership	..8.300	Munchener Ruckversicherung AG	
							VICTORIA Immobilien-Fonds Objekt Leipzig KG (Kommanditist), Dusseldorf	..DEU	..NIA	MEAG MUNICH ERGO AssetManagement GmbH, Munchen	Ownership	..0.200	Munchener Ruckversicherung AG	
							welivit TOP SOLAR GmbH & Co. KG, Nurnberg	..DEU	..NIA	welivit New Energy GmbH, Furth	Other	..0.000	Munchener Ruckversicherung AG	
							Autostrada A-2 S.A., Poznan	..POL	..NIA	Sopockie Towarzystwo Ubezpieczen Ergo Hestia Spolka Akcyjna, Sopot	Ownership	..9.800	Munchener Ruckversicherung AG	
							TopReport Schadenbesichtigungs GmbH, Wien	..AUT	..NIA	ERGO Versicherung Aktiengesellschaft, Wien	Ownership	..14.300	Munchener Ruckversicherung AG	
							ARIES, Wilmington, Delaware	..US	..NIA	Munich Reinsurance America, Inc., Wilmington, Delaware	Ownership	..21.600	Munchener Ruckversicherung AG	
							AXA Assurance Senegal, Dakar	..SEN	..IA	Munich Reinsurance Company of Africa Ltd, Johannesburg	Ownership	..1.000	Munchener Ruckversicherung AG	
							Best Doctors, Health Resources and Technology, Inc., Boston	..US	..NIA	Munich Reinsurance America, Inc., Wilmington, Delaware	Ownership	..5.900	Munchener Ruckversicherung AG	
							Center Hotelbetriebs GmbH, Wien	..AUT	..NIA	Bank Austria Creditanstalt Versicherung AG, Wien	Ownership	..10.000	Munchener Ruckversicherung AG	
							Chip Card, S.A., Madrid	..ESP	..NIA	DKV Seguros y Reaseguros, Sociedad Anónima Española, Saragossa	Ownership	..8.700	Munchener Ruckversicherung AG	
							Conning Insurance Capital Limited Partnership III, Hartford, Connecticut	..US	..NIA	Munich Reinsurance America, Inc., Wilmington, Delaware	Ownership	..4.300	Munchener Ruckversicherung AG	
							Credit Guarantee Insurance Corporation, Johannesburg	..ZAF	..IA	Munich Reinsurance Company of Africa Ltd, Johannesburg	Ownership	..7.100	Munchener Ruckversicherung AG	
							Eneklilik Gozetim Merkezi A.S., Istanbul	..TUR	..NIA	ERGO Emeklilik ve Hayat A.S., Istanbul	Ownership	..5.900	Munchener Ruckversicherung AG	
							First Central Holdings Limited, Johannesburg	..ZAF	..IA	Munich Reinsurance Company of Africa Ltd, Johannesburg	Ownership	..9.000	Munchener Ruckversicherung AG	
							GESNORTE DE PENSIONES, S.A., Madrid	..ESP	..NIA	ERGO Vida Seguros y Reaseguros, Sociedad Anónima, Saragossa	Ownership	..12.000	Munchener Ruckversicherung AG	
							GESNORTE DE SERVICIOS, S.A., Madrid	..ESP	..NIA	ERGO Vida Seguros y Reaseguros, Sociedad Anónima, Saragossa	Ownership	..14.000	Munchener Ruckversicherung AG	
							GESNORTE S.A.; Sociedad Gestora de Instituciones de Inversión Colectiva, Madrid	..ESP	..NIA	ERGO Vida Seguros y Reaseguros, Sociedad Anónima, Saragossa	Ownership	..1.100	Munchener Ruckversicherung AG	
							Groupement Togolais d'Assurances, Lome	..TGO	..IA	Munich Reinsurance Company of Africa Ltd, Johannesburg	Ownership	..3.000	Munchener Ruckversicherung AG	
							Hartford Steel Technologies, LLC, Wilmington, Delaware	..US	..NIA	HSB Engineering Finance Corporations, Dover, Delaware	Ownership	..11.100	Munchener Ruckversicherung AG	
							Immobilien Rating GmbH, Wien	..AUT	..NIA	Bank Austria Creditanstalt Versicherung AG, Wien	Ownership	..1.000	Munchener Ruckversicherung AG	
							La National d'Assurances, Abidjan, Ivory Coast	..CIV	..IA	Munich Reinsurance Company of Africa Ltd, Johannesburg	Ownership	..2.100	Munchener Ruckversicherung AG	
							Millennium Entertainment Associates L.P., New York	..US	..NIA	MEAG US Real Estate Management Holdings, Inc., Wilmington DE	Ownership	..14.300	Munchener Ruckversicherung AG	
							New National Assurance Company Ltd., Durban, South Africa	..ZAF	..IA	Munich Reinsurance Company of Africa Ltd, Johannesburg	Ownership	..16.000	Munchener Ruckversicherung AG	

98.43

ANNUAL STATEMENT FOR THE YEAR 2012 OF THE American Modern Select Insurance Co.

SCHEDULE Y

PART 1A - DETAIL OF INSURANCE HOLDING COMPANY SYSTEM

1	2	3	4	5	6	7	8	9	10	11	12	13	14	15
Group Code	Group Name	NAIC Company Code	Federal ID Number	Federal RSSD	CIK	Name of Securities Exchange if Publicly Traded (U.S. or International)	Names of Parent, Subsidiaries Or Affiliates	Domiciliary Location	Relationship to Reporting Entity	Directly Controlled by (Name of Entity/Person)	Type of Control (Ownership, Board, Management, Attorney-in-Fact, Influence, Other)	If Control is Ownership Provide Percentage	Ultimate Controlling Entity(ies)/Person(s)	*
							PFG Holding GmbH, Wien	..AUT.	..NIA	Bank Austria Creditanstalt Versicherung AG, Wien	Ownership	..10.800	Munchener Ruckversicherung AG	
							PFG Liegenschaftsbewirtschaftungs GmbH, Wien	..AUT.	..NIA	Bank Austria Creditanstalt Versicherung AG, Wien	Ownership	..9.300	Munchener Ruckversicherung AG	
							Projektbau Holding GmbH, Wien	..AUT.	..NIA	Bank Austria Creditanstalt Versicherung AG, Wien	Ownership	..10.000	Munchener Ruckversicherung AG	
							Przedsiębiorstwo Maklerskie Elimar S.A., Katowice	..POL.	..NIA	Sopockie Towarzystwo Ubezpieczen Ergo Hestia Spolka Akcyjna, Sopot	Ownership	..1.500	Munchener Ruckversicherung AG	
							Societe Camerounaise d'Assurances, Douala, Cameroune	..CMR.	..IA	Munich Reinsurance Company of Africa Ltd, Johannesburg	Ownership	..1.000	Munchener Ruckversicherung AG	
							Societe Nouvelle d'Assurance-Vie, Bamako, Mali	..MLI.	..IA	Munich Reinsurance Company of Africa Ltd, Johannesburg	Ownership	..4.000	Munchener Ruckversicherung AG	
							Swaziland Royal Insurance Corporation, Mbabane	..SWZ.	..IA	Munich Reinsurance Company of Africa Ltd, Johannesburg	Ownership	..16.000	Munchener Ruckversicherung AG	
							Tarim Sigortalan Havuz Isletmesi A.S. Tarism, Istanbul	..TUR.	..NIA	ERGO SIGORTA A.S., Istanbul	Ownership	..4.200	Munchener Ruckversicherung AG	

Asterisk	Explanation

SCHEDULE Y

PART 2 - SUMMARY OF INSURER'S TRANSACTIONS WITH ANY AFFILIATES

1	2	3	4	5	6	7	8	9	10	11	12	13
NAIC Company Code	Federal ID Number	Names of Insurers and Parent, Subsidiaries or Affiliates	Shareholder Dividends	Capital Contributions	Purchases, Sales or Exchanges of Loans, Securities, Real Estate, Mortgage Loans or Other Investments	Income/ (Disbursements) Incurred in Connection with Guarantees or Undertakings for the Benefit of any Affiliate(s)	Management Agreements and Service Contracts	Income/ (Disbursements) Incurred Under Reinsurance Agreements	*	Any Other Material Activity Not in the Ordinary Course of the Insurer's Business	Totals	Reinsurance Recoverable/ (Payable) on Losses and/or Reserve Credit Taken/(Liability)
00000	22-3753262	Munich American Holding Corporation	66,000,000	.0	.0	.0	.0	.0		.0	66,000,000	.0
00000	13-3672116	Munich Re America Corporation	32,954,698	.0	.0	.0	.0	.0		.0	32,954,698	.0
10227	13-4924125	Munich Reinsurance America, Inc.	.0	.0	.0	.0	.0	.0	*	.0	.0	2,508,708,589
19720	52-2048110	American Alternative Ins. Corp	(23,532,938)	.0	.0	.0	.0	.0	*	.0	(23,532,938)	1,194,615,600
10786	22-3410482	The Princeton E&S Lines Ins. Co.	(9,421,760)	.0	.0	.0	.0	.0	*	.0	(9,421,760)	403,534,717
00000	98-0157330	Princeton Eagle West Ins. Co.Ltd	.0	.0	.0	.0	.0	.0		.0	.0	15,143,139
00000	95-4551801	Princeton Eagle West (Holding), Inc.	.0	.0	.0	.0	.0	.0		.0	.0	(1,764,498)
00000	AA-1340165	Munchener Ruckversicherung AG, Munchen	.0	.0	.0	.0	.0	.0		.0	.0	(8,661,259,729)
00000	00-0000000	New Reinsurance Company Ltd., Zurich	.0	.0	.0	.0	.0	.0		.0	.0	(11,498)
00000	AA-3191018	Temple Insurance Company, Toronto	.0	.0	.0	.0	.0	.0		.0	.0	340,679
00000	AA-1560600	Munich Reinsurance Company of Canada, Toronto	.0	.0	.0	.0	.0	.0		.0	.0	5,792,715
00000	AA-1126457	Munich Re Holding Company (UK) Ltd., London	.0	.0	.0	.0	.0	.0		.0	.0	(46,060)
00000	00-0000000	Munich Re Capital Limited, London	.0	.0	.0	.0	.0	.0		.0	.0	(9,599,668)
00000	AA-1120697	Great Lakes Reinsurance (UK) Plc., London	.0	.0	.0	.0	.0	.0		.0	.0	38,904,266
00000	AA-1241003	Suramericana S.A., Medellin	.0	.0	.0	.0	.0	.0		.0	.0	542
66346	58-0828824	Munich American Reassurance Company	.0	.0	.0	.0	.0	.0		.0	.0	4,247,243,573
00000	13-4141052	HSB Group, Inc.	156,580,280	.0	.0	.0	.0	.0		.0	156,580,280	.0
00000	06-1413773	EIG, Co	5,000,000	.0	.0	.0	.0	.0		.0	5,000,000	.0
11452	06-0384680	The Hartford Steam Boiler Inspection and Insurance Company	(121,173,971)	(49,552,201)	.0	.0	.0	.0		.0	(170,726,172)	17,408,616
29890	06-1240885	The Hartford Steam Boiler Inspection & Insurance Company of Connecticut	(10,278,131)	.0	.0	.0	.0	.0		.0	(10,278,131)	(15,079,023)
00000	AA-1120544	HSB Engineering Insurance, Limited	(5,901,517)	.0	.0	.0	.0	.0		.0	(5,901,517)	2,610,773
00000	AA-1560050	The Boiler Inspection and Insurance Company of Canada	(20,098,483)	.0	.0	.0	.0	.0		.0	(20,098,483)	(120,592)
00000	00-0000000	HSB Technical Consulting & Service (Shanghai) Company, Ltd.	(1,932,548)	.0	.0	.0	.0	.0		.0	(1,932,548)	.0
00000	54-2013079	HSB Solomon Associates LLC	(2,000,000)	.0	.0	.0	.0	.0		.0	(2,000,000)	.0
00000	06-1088420	HSB Investment Corp.	(195,630)	(447,799)	.0	.0	.0	.0		.0	(643,429)	.0
14438	45-5518320	HSB Specialty Insurance Company	.0	50,000,000	.0	.0	.0	.0		.0	50,000,000	.0
01279	31-1395650	American Modern Ins Grp Inc	(25,000,000)	.0	.0	.0	.0	.0		.0	(25,000,000)	.0
23450	31-0711074	American Family Home Ins Co	(6,000,000)	.0	.0	.0	.0	.0	*	.0	(6,000,000)	.0
35912	31-0920414	American Southern Home Ins Co	.0	.0	.0	.0	.0	.0	*	.0	.0	.0
41998	59-2236254	American Western Home Ins Co	.0	.0	.0	.0	.0	.0	*	.0	.0	.0
23469	31-0715697	American Modern Home Ins Co	(35,000,000)	.0	.0	.0	.0	.0	*	.0	(35,000,000)	244,369,170
38652	38-2342976	American Modern Select Ins Co	.0	.0	.0	.0	.0	.0	*	.0	.0	.0
42005	31-1056196	American Modern Lloyds Ins Co	.0	.0	.0	.0	.0	.0	*	.0	.0	9,208,687
42722	43-1262602	First Marine Ins Co	.0	.0	.0	.0	.0	.0	*	.0	.0	.0
12314	20-2769607	American Modern Ins Co of FI	.0	.0	.0	.0	.0	.0	*	.0	.0	.0

SCHEDULE Y

PART 2 - SUMMARY OF INSURER'S TRANSACTIONS WITH ANY AFFILIATES

1	2	3	4	5	6	7	8	9	10	11	12	13
NAIC Company Code	Federal ID Number	Names of Insurers and Parent, Subsidiaries or Affiliates	Shareholder Dividends	Capital Contributions	Purchases, Sales or Exchanges of Loans, Securities, Real Estate, Mortgage Loans or Other Investments	Income/ (Disbursements) Incurred in Connection with Guarantees or Undertakings for the Benefit of any Affiliate(s)	Management Agreements and Service Contracts	Income/ (Disbursements) Incurred Under Reinsurance Agreements	*	Any Other Material Activity Not in the Ordinary Course of the Insurer's Business	Totals	Reinsurance Recoverable/ (Payable) on Losses and/or Reserve Credit Taken/(Liability)
12489	20-3901790	American Modern Surplus Lines Ins Co	0	0	0	0	0	0	*	0	0	0
9999999 Control Totals			0	0	0	0	0	0	XXX	0	0	(2)

**ANNUAL STATEMENT FOR THE YEAR 2012 OF THE American Modern Select Insurance Co.
SUPPLEMENTAL EXHIBITS AND SCHEDULES INTERROGATORIES**

The following supplemental reports are required to be filed as part of your statement filing unless specifically waived by the domiciliary state. However, in the event that your domiciliary state waives the filing requirement, your response of **WAIVED** to the specific interrogatory will be accepted in lieu of filing a "NONE" report and a bar code will be printed below. If the supplement is required of your company but is not being filed for whatever reason enter **SEE EXPLANATION** and provide an explanation following the interrogatory questions.












	Responses
MARCH FILING	
1. Will an actuarial opinion be filed by March 1?	YES
2. Will the Supplemental Compensation Exhibit be filed with the state of domicile by March 1?	YES
3. Will the confidential Risk-based Capital Report be filed with the NAIC by March 1?	YES
4. Will the confidential Risk-based Capital Report be filed with the state of domicile, if required by March 1?	YES
APRIL FILING	
5. Will the Insurance Expense Exhibit be filed with the state of domicile and the NAIC by April 1?	YES
6. Will Management's Discussion and Analysis be filed by April 1?	YES
7. Will the Supplemental Investment Risk Interrogatories be filed by April 1?	YES
MAY FILING	
8. Will this company be included in a combined annual statement which is filed with the NAIC by May 1?	YES
JUNE FILING	
9. Will an audited financial report be filed by June 1?	YES
10. Will Accountant's Letter of Qualifications be filed with the state of domicile and electronically with the NAIC by June 1?	YES
AUGUST FILING	
11. Will Communication of Internal Control Related Matters Noted in Audit be filed with the state of domicile by August 1?	YES

The following supplemental reports are required to be filed as part of your annual statement filing. However, in the event that your company does not transact the type of business for which the special report must be filed, your response of **NO** to the specific interrogatory will be accepted in lieu of filing a "NONE" report and a bar code will be printed below. If the supplemental is required of your company but is not being filed for whatever reason enter **SEE EXPLANATION** and provide an explanation following the interrogatory questions.

MARCH FILING	
12. Will Schedule SIS (Stockholder Information Supplement) be filed with the state of domicile by March 1?	NO
13. Will the Financial Guaranty Insurance Exhibit be filed by March 1?	NO
14. Will the Medicare Supplement Insurance Experience Exhibit be filed with the state of domicile and the NAIC by March 1?	NO
15. Will Supplement A to Schedule T (Medical Professional Liability Supplement) be filed by March 1?	NO
16. Will the Trusteed Surplus Statement be filed with the state of domicile and the NAIC by March 1?	NO
17. Will the Premiums Attributed to Protected Cells Exhibit be filed by March 1?	NO
18. Will the Reinsurance Summary Supplemental Filing for General Interrogatory 9 be filed with the state of domicile and the NAIC by March 1?	NO
19. Will the Medicare Part D Coverage Supplement be filed with the state of domicile and the NAIC by March 1?	NO
20. Will the confidential Actuarial Opinion Summary be filed with the state of domicile, if required, by March 15 (or the date otherwise specified)?	YES
21. Will the Reinsurance Attestation Supplement be filed with the state of domicile and the NAIC by March 1?	YES
22. Will the Exceptions to the Reinsurance Attestation Supplement be filed with the state of domicile by March 1?	NO
23. Will the Bail Bond Supplement be filed with the state of domicile and the NAIC by March 1?	NO
24. Will the Director and Officer Insurance Coverage Supplement be filed with the state of domicile and the NAIC by March 1?	NO
25. Will an approval from the reporting entity's state of domicile for relief related to the five-year rotation requirement for lead audit partner be filed electronically with the NAIC by March 1?	NO
26. Will an approval from the reporting entity's state of domicile for relief related to the one-year cooling off period for independent CPA be filed electronically with the NAIC by March 1?	NO
27. Will an approval from the reporting entity's state of domicile for relief related to the Requirements for Audit Committees be filed electronically with the NAIC by March 1?	NO
APRIL FILING	
28. Will the Credit Insurance Experience Exhibit be filed with the state of domicile and the NAIC by April 1?	NO
29. Will the Long-term Care Experience Reporting Forms be filed with the state of domicile and the NAIC by April 1?	NO
30. Will the Accident and Health Policy Experience Exhibit be filed by April 1?	NO
31. Will the Supplemental Health Care Exhibit (Parts 1, 2 and 3) be filed with the state of domicile and the NAIC by April 1?	NO
32. Will the regulator only (non-public) Supplemental Health Care Exhibit's Expense Allocation Report be filed with the state of domicile and the NAIC by April 1?	NO
AUGUST FILING	
33. Will Management's Report of Internal Control Over Financial Reporting be filed with the state of domicile by August 1?	YES


Explanations:

12.
13.
14.
15.
16.
17.
18.
19.
22.
23.
24.
25.
26.
27.
28.
29.
30.
31.
32.

12. SIS Stockholder Information Supplement [Document Identifier 420]	
13. Financial Guaranty Insurance Exhibit [Document Identifier 240]	
14. Medicare Supplement Insurance Experience Exhibit [Document Identifier 360]	
15. Supplement A to Schedule T [Document Identifier 455]	
16. Trusteed Surplus Statement [Document Identifier 490]	
17. Premiums Attributed to Protected Cells [Document Identifier 385]	
18. Reinsurance Summary Supplemental Filing [Document Identifier 401]	
19. Medicare Part D Coverage Supplement [Document Identifier 365]	
22. Exceptions to the Reinsurance Attestation Supplement [Document Identifier 400]	
23. Bail Bond Supplement [Document Identifier 500]	
24. Director and Officer Insurance Coverage Supplement [Document Identifier 505]	

ANNUAL STATEMENT FOR THE YEAR 2012 OF THE American Modern Select Insurance Co.
SUPPLEMENTAL EXHIBITS AND SCHEDULES INTERROGATORIES

- 25. Relief from the five-year rotation requirement for lead audit partner [Document Identifier 224]
- 26. Relief from the one-year cooling off period for independent CPA [Document Identifier 225]
- 27. Relief from the Requirements for Audit Committees [Document Identifier 226]
- 28. Credit Insurance Experience Exhibit [Document Identifier 230]
- 29. Long-Term Care Experience Reporting Forms [Document Identifier 306]
- 30. Accident and Health Policy Experience Exhibit [Document Identifier 210]
- 31. Supplemental Health Care Exhibit (Parts 1, 2 and 3) [Document Identifier 216]
- 32. Supplemental Health Care Exhibit's Expense Allocation Report [Document Identifier 217]



OVERFLOW PAGE FOR WRITE-INS

ALPHABETICAL INDEX

ANNUAL STATEMENT BLANK

Assets	2
Cash Flow	5
Exhibit of Capital Gains (Losses)	12
Exhibit of Net Investment Income	12
Exhibit of Nonadmitted Assets	13
Exhibit of Premiums and Losses (State Page)	19
Five-Year Historical Data	17
General Interrogatories	15
Jurat Page	1
Liabilities, Surplus and Other Funds	3
Notes To Financial Statements	14
Overflow Page For Write-ins	101
Schedule A - Part 1	E01
Schedule A - Part 2	E02
Schedule A - Part 3	E03
Schedule A - Verification Between Years	SI02
Schedule B - Part 1	E04
Schedule B - Part 2	E05
Schedule B - Part 3	E06
Schedule B - Verification Between Years	SI02
Schedule BA - Part 1	E07
Schedule BA - Part 2	E08
Schedule BA - Part 3	E09
Schedule BA - Verification Between Years	SI03
Schedule D - Part 1	E10
Schedule D - Part 1A - Section 1	SI05
Schedule D - Part 1A - Section 2	SI08
Schedule D - Part 2 - Section 1	E11
Schedule D - Part 2 - Section 2	E12
Schedule D - Part 3	E13
Schedule D - Part 4	E14
Schedule D - Part 5	E15
Schedule D - Part 6 - Section 1	E16
Schedule D - Part 6 - Section 2	E16
Schedule D - Summary By Country	SI04
Schedule D - Verification Between Years	SI03
Schedule DA - Part 1	E17
Schedule DA - Verification Between Years	SI10
Schedule DB - Part A - Section 1	E18
Schedule DB - Part A - Section 2	E19
Schedule DB - Part A - Verification Between Years	SI11
Schedule DB - Part B - Section 1	E20
Schedule DB - Part B - Section 2	E21
Schedule DB - Part B - Verification Between Years	SI11
Schedule DB - Part C - Section 1	SI12
Schedule DB - Part C - Section 2	SI13
Schedule DB - Part D	E22
Schedule DB - Verification	SI14
Schedule DL - Part 1	E23
Schedule DL - Part 2	E24
Schedule E - Part 1 - Cash	E25
Schedule E - Part 2 - Cash Equivalents	E26
Schedule E - Part 3 - Special Deposits	E27
Schedule E - Verification Between Years	SI15
Schedule F - Part 1	20
Schedule F - Part 2	21
Schedule F - Part 3	22
Schedule F - Part 4	23
Schedule F - Part 5	24
Schedule F - Part 6 - Section 1	25
Schedule F - Part 6 - Section 2	27
Schedule F - Part 7	28
Schedule F - Part 8	29
Schedule F - Part 9	30

ANNUAL STATEMENT BLANK (Continued)

Schedule H - Accident and Health Exhibit - Part 1	31
Schedule H - Part 2, Part 3 and 4	32
Schedule H - Part 5 - Health Claims	33
Schedule P - Part 1 - Summary	34
Schedule P - Part 1A - Homeowners/Farmowners	36
Schedule P - Part 1B - Private Passenger Auto Liability/Medical	37
Schedule P - Part 1C - Commercial Auto/Truck Liability/Medical	38
Schedule P - Part 1D - Workers' Compensation (Excluding Excess Workers' Compensation)	39
Schedule P - Part 1E - Commercial Multiple Peril	40
Schedule P - Part 1F - Section 1 - Medical Professional Liability - Occurrence	41
Schedule P - Part 1F - Section 2 - Medical Professional Liability - Claims-Made	42
Schedule P - Part 1G - Special Liability (Ocean, Marine, Aircraft (All Perils), Boiler and Machinery)	43
Schedule P - Part 1H - Section 1 - Other Liability - Occurrence	44
Schedule P - Part 1H - Section 2 - Other Liability - Claims-Made	45
Schedule P - Part 1I - Special Property (Fire, Allied Lines, Inland Marine, Earthquake, Burglary & Theft)	46
Schedule P - Part 1J - Auto Physical Damage	47
Schedule P - Part 1K - Fidelity/Surety	48
Schedule P - Part 1L - Other (Including Credit, Accident and Health)	49
Schedule P - Part 1M - International	50
Schedule P - Part 1N - Reinsurance - Nonproportional Assumed Property	51
Schedule P - Part 1O - Reinsurance - Nonproportional Assumed Liability	52
Schedule P - Part 1P - Reinsurance - Nonproportional Assumed Financial Lines	53
Schedule P - Part 1R - Section 1 - Products Liability - Occurrence	54
Schedule P - Part 1R - Section 2 - Products Liability - Claims-Made	55
Schedule P - Part 1S - Financial Guaranty/Mortgage Guaranty	56
Schedule P - Part 1T - Warranty	57
Schedule P - Part 2, Part 3 and Part 4 - Summary	35
Schedule P - Part 2A - Homeowners/Farmowners	58
Schedule P - Part 2B - Private Passenger Auto Liability/Medical	58
Schedule P - Part 2C - Commercial Auto/Truck Liability/Medical	58
Schedule P - Part 2D - Workers' Compensation (Excluding Excess Workers' Compensation)	58
Schedule P - Part 2E - Commercial Multiple Peril	58
Schedule P - Part 2F - Section 1 - Medical Professional Liability - Occurrence	59
Schedule P - Part 2F - Section 2 - Medical Professional Liability - Claims-Made	59
Schedule P - Part 2G - Special Liability (Ocean Marine, Aircraft (All Perils), Boiler and Machinery)	59
Schedule P - Part 2H - Section 1 - Other Liability - Occurrence	59
Schedule P - Part 2H - Section 2 - Other Liability - Claims-Made	59
Schedule P - Part 2I - Special Property (Fire, Allied Lines, Inland Marine, Earthquake, Burglary, and Theft)	60
Schedule P - Part 2J - Auto Physical Damage	60
Schedule P - Part 2K - Fidelity, Surety	60
Schedule P - Part 2L - Other (Including Credit, Accident and Health)	60
Schedule P - Part 2M - International	60
Schedule P - Part 2N - Reinsurance - Nonproportional Assumed Property	61
Schedule P - Part 2O - Reinsurance - Nonproportional Assumed Liability	61
Schedule P - Part 2P - Reinsurance - Nonproportional Assumed Financial Lines	61
Schedule P - Part 2R - Section 1 - Products Liability - Occurrence	62
Schedule P - Part 2R - Section 2 - Products Liability - Claims-Made	62
Schedule P - Part 2S - Financial Guaranty/Mortgage Guaranty	62
Schedule P - Part 2T - Warranty	62
Schedule P - Part 3A - Homeowners/Farmowners	63
Schedule P - Part 3B - Private Passenger Auto Liability/Medical	63
Schedule P - Part 3C - Commercial Auto/Truck Liability/Medical	63
Schedule P - Part 3D - Workers' Compensation (Excluding Excess Workers' Compensation)	63
Schedule P - Part 3E - Commercial Multiple Peril	63
Schedule P - Part 3F - Section 1 - Medical Professional Liability - Occurrence	64
Schedule P - Part 3F - Section 2 - Medical Professional Liability - Claims-Made	64
Schedule P - Part 3G - Special Liability (Ocean Marine, Aircraft (All Perils), Boiler and Machinery)	64
Schedule P - Part 3H - Section 1 - Other Liability - Occurrence	64
Schedule P - Part 3H - Section 2 - Other Liability - Claims-Made	64
Schedule P - Part 3I - Special Property (Fire, Allied Lines, Inland Marine, Earthquake, Burglary, and Theft)	65
Schedule P - Part 3J - Auto Physical Damage	65
Schedule P - Part 3K - Fidelity/Surety	65
Schedule P - Part 3L - Other (Including Credit, Accident and Health)	65
Schedule P - Part 3M - International	65
Schedule P - Part 3N - Reinsurance - Nonproportional Assumed Property	66
Schedule P - Part 3O - Reinsurance - Nonproportional Assumed Liability	66
Schedule P - Part 3P - Reinsurance - Nonproportional Assumed Financial Lines	66
Schedule P - Part 3R - Section 1 - Products Liability - Occurrence	67
Schedule P - Part 3R - Section 2 - Products Liability - Claims-Made	67
Schedule P - Part 3S - Financial Guaranty/Mortgage Guaranty	67
Schedule P - Part 3T - Warranty	67

ANNUAL STATEMENT BLANK (Continued)

Schedule P - Part 4A - Homeowners/Farmowners	68
Schedule P - Part 4B - Private Passenger Auto Liability/Medical	68
Schedule P - Part 4C - Commercial Auto/Truck Liability/Medical	68
Schedule P - Part 4D - Workers' Compensation (Excluding Excess Workers' Compensation)	68
Schedule P - Part 4E - Commercial Multiple Peril	68
Schedule P - Part 4F - Section 1 - Medical Professional Liability - Occurrence	69
Schedule P - Part 4F - Section 2 - Medical Professional Liability - Claims-Made	69
Schedule P - Part 4G - Special Liability (Ocean Marine, Aircraft (All Perils), Boiler and Machinery)	69
Schedule P - Part 4H - Section 1 - Other Liability - Occurrence	69
Schedule P - Part 4H - Section 2 - Other Liability - Claims-Made	69
Schedule P - Part 4I - Special Property (Fire, Allied Lines, Inland Marine, Earthquake, Burglary and Theft)	70
Schedule P - Part 4J - Auto Physical Damage	70
Schedule P - Part 4K - Fidelity/Surety	70
Schedule P - Part 4L - Other (Including Credit, Accident and Health)	70
Schedule P - Part 4M - International	70
Schedule P - Part 4N - Reinsurance - Nonproportional Assumed Property	71
Schedule P - Part 4O - Reinsurance - Nonproportional Assumed Liability	71
Schedule P - Part 4P - Reinsurance - Nonproportional Assumed Financial Lines	71
Schedule P - Part 4R - Section 1 - Products Liability - Occurrence	72
Schedule P - Part 4R - Section 2 - Products Liability - Claims-Made	72
Schedule P - Part 4S - Financial Guaranty/Mortgage Guaranty	72
Schedule P - Part 4T - Warranty	72
Schedule P - Part 5A - Homeowners/Farmowners	73
Schedule P - Part 5B - Private Passenger Auto Liability/Medical	74
Schedule P - Part 5C - Commercial Auto/Truck Liability/Medical	75
Schedule P - Part 5D - Workers' Compensation (Excluding Excess Workers' Compensation)	76
Schedule P - Part 5E - Commercial Multiple Peril	77
Schedule P - Part 5F - Medical Professional Liability - Claims-Made	79
Schedule P - Part 5F - Medical Professional Liability - Occurrence	78
Schedule P - Part 5H - Other Liability - Claims-Made	81
Schedule P - Part 5H - Other Liability - Occurrence	80
Schedule P - Part 5R - Products Liability - Claims-Made	83
Schedule P - Part 5R - Products Liability - Occurrence	82
Schedule P - Part 5T - Warranty	84
Schedule P - Part 6C - Commercial Auto/Truck Liability/Medical	85
Schedule P - Part 6D - Workers' Compensation (Excluding Excess Workers' Compensation)	85
Schedule P - Part 6E - Commercial Multiple Peril	86
Schedule P - Part 6H - Other Liability - Claims-Made	87
Schedule P - Part 6H - Other Liability - Occurrence	86
Schedule P - Part 6M - International	87
Schedule P - Part 6N - Reinsurance - Nonproportional Assumed Property	88
Schedule P - Part 6O - Reinsurance - Nonproportional Assumed Liability	88
Schedule P - Part 6R - Products Liability - Claims-Made	89
Schedule P - Part 6R - Products Liability - Occurrence	89
Schedule P - Part 7A - Primary Loss Sensitive Contracts	90
Schedule P - Part 7B - Reinsurance Loss Sensitive Contracts	92
Schedule P Interrogatories	94
Schedule T - Exhibit of Premiums Written	95
Schedule T - Part 2 - Interstate Compact	96
Schedule Y - Information Concerning Activities of Insurer Members of a Holding Company Group	97
Schedule Y - Part 1A - Detail of Insurance Holding Company System	98
Schedule Y - Part 2 - Summary of Insurer's Transactions With Any Affiliates	99
Statement of Income	4
Summary Investment Schedule	SI01
Supplemental Exhibits and Schedules Interrogatories	100
Underwriting and Investment Exhibit Part 1	6
Underwriting and Investment Exhibit Part 1A	7
Underwriting and Investment Exhibit Part 1B	8
Underwriting and Investment Exhibit Part 2	9
Underwriting and Investment Exhibit Part 2A	10
Underwriting and Investment Exhibit Part 3	11