

**AMENDED EXPLANATION COVER**

---





**EXHIBIT OF PREMIUMS AND LOSSES (Statutory Page 14)**  
**BUSINESS IN THE STATE OF ALABAMA DURING THE YEAR 2012**

Line of Business	Gross Premiums, Including Policy and Membership Fees, Less Return Premiums and Premiums on Policies not Taken		3	4	5	6	7	8	9	10	11	12
	1 Direct Premiums Written	2 Direct Premiums Earned	Dividends Paid or Credited to Policyholders on Direct Business	Direct Unearned Premium Reserves	Direct Losses Paid (deducting salvage)	Direct Losses Incurred	Direct Losses Unpaid	Direct Defense and Cost Containment Expense Paid	Direct Defense and Cost Containment Expense Incurred	Direct Defense and Cost Containment Expense Unpaid	Commissions and Brokerage Expenses	Taxes, Licenses and Fees
1. Fire												
2.1 Allied lines												
2.2 Multiple peril crop												
2.3 Federal flood												
3. Farmowners multiple peril												
4. Homeowners multiple peril												
5.1 Commercial multiple peril (non-liability portion)												
5.2 Commercial multiple peril (liability portion)												
6. Mortgage guaranty												
8. Ocean marine												
9. Inland marine												
10. Financial guaranty												
11. Medical professional liability												
12. Earthquake												
13. Group accident and health (b)												
14. Credit A and H (group and individual)												
15.1 Collectively renewable A and H (b)												
15.2 Non-cancelable A and H (b)												
15.3 Guaranteed renewable A and H (b)												
15.4 Non-renewable for stated reasons only (b)												
15.5 Other accident only												
15.6 Medicare Title XVIII exempt from state taxes or fees												
15.7 All other A and H (b)												
15.8 Federal employees health benefits program premium (b)												
16. Workers' compensation												
17.1 Other liability - occurrence												
17.2 Other liability - claims-made												
17.3 Excess workers' compensation												
18. Products liability												
19.1 Private passenger auto no-fault (personal injury protection)												
19.2 Other private passenger auto liability												
19.3 Commercial auto no-fault (personal injury protection)												
19.4 Other commercial auto liability												
21.1 Private passenger auto physical damage												
21.2 Commercial auto physical damage												
22. Aircraft (all perils)												
23. Fidelity												
24. Surety												
26. Burglary and theft												
27. Boiler and machinery												
28. Credit												
30. Warranty												
34. Aggregate write-ins for other lines of business												
35. TOTALS (a)												
<b>NONE</b>												
<b>DETAILS OF WRITE-INS</b>												
3401.												
3402.												
3403.												
3498. Summary of remaining write-ins for Line 34 from overflow page												
3499. Totals (Line 3401 through Line 3403 plus Line 3498) (Line 34 above)												

19AL

(a) Finance and service charges not included in Line 1 to Line 35 \$ .....  
 (b) For health business on indicated lines report: Number of persons insured under PPO managed care products ..... and number of persons insured under indemnity only products .....



**EXHIBIT OF PREMIUMS AND LOSSES (Statutory Page 14)**  
**BUSINESS IN THE STATE OF ALASKA DURING THE YEAR 2012**

Line of Business	Gross Premiums, Including Policy and Membership Fees, Less Return Premiums and Premiums on Policies not Taken		3	4	5	6	7	8	9	10	11	12
	1 Direct Premiums Written	2 Direct Premiums Earned	Dividends Paid or Credited to Policyholders on Direct Business	Direct Unearned Premium Reserves	Direct Losses Paid (deducting salvage)	Direct Losses Incurred	Direct Losses Unpaid	Direct Defense and Cost Containment Expense Paid	Direct Defense and Cost Containment Expense Incurred	Direct Defense and Cost Containment Expense Unpaid	Commissions and Brokerage Expenses	Taxes, Licenses and Fees
1. Fire												
2.1 Allied lines												
2.2 Multiple peril crop												
2.3 Federal flood												
3. Farmowners multiple peril												
4. Homeowners multiple peril												
5.1 Commercial multiple peril (non-liability portion)												
5.2 Commercial multiple peril (liability portion)												
6. Mortgage guaranty												
8. Ocean marine												
9. Inland marine												
10. Financial guaranty												
11. Medical professional liability												
12. Earthquake												
13. Group accident and health (b)												
14. Credit A and H (group and individual)												
15.1 Collectively renewable A and H (b)												
15.2 Non-cancelable A and H (b)												
15.3 Guaranteed renewable A and H (b)												
15.4 Non-renewable for stated reasons only (b)												
15.5 Other accident only												
15.6 Medicare Title XVIII exempt from state taxes or fees												
15.7 All other A and H (b)												
15.8 Federal employees health benefits program premium (b)												
16. Workers' compensation												
17.1 Other liability - occurrence												
17.2 Other liability - claims-made												
17.3 Excess workers' compensation												
18. Products liability												
19.1 Private passenger auto no-fault (personal injury protection)												
19.2 Other private passenger auto liability												
19.3 Commercial auto no-fault (personal injury protection)												
19.4 Other commercial auto liability												
21.1 Private passenger auto physical damage												
21.2 Commercial auto physical damage												
22. Aircraft (all perils)												
23. Fidelity												
24. Surety												
26. Burglary and theft												
27. Boiler and machinery												
28. Credit												
30. Warranty												
34. Aggregate write-ins for other lines of business												
35. TOTALS (a)												
<b>NONE</b>												
<b>DETAILS OF WRITE-INS</b>												
3401.												
3402.												
3403.												
3498. Summary of remaining write-ins for Line 34 from overflow page												
3499. Totals (Line 3401 through Line 3403 plus Line 3498) (Line 34 above)												

19AK

(a) Finance and service charges not included in Line 1 to Line 35 \$ .....  
 (b) For health business on indicated lines report: Number of persons insured under PPO managed care products ..... and number of persons insured under indemnity only products .....



**EXHIBIT OF PREMIUMS AND LOSSES (Statutory Page 14)**  
**BUSINESS IN THE STATE OF ARIZONA DURING THE YEAR 2012**

Line of Business	Gross Premiums, Including Policy and Membership Fees, Less Return Premiums and Premiums on Policies not Taken		3	4	5	6	7	8	9	10	11	12
	1 Direct Premiums Written	2 Direct Premiums Earned	Dividends Paid or Credited to Policyholders on Direct Business	Direct Unearned Premium Reserves	Direct Losses Paid (deducting salvage)	Direct Losses Incurred	Direct Losses Unpaid	Direct Defense and Cost Containment Expense Paid	Direct Defense and Cost Containment Expense Incurred	Direct Defense and Cost Containment Expense Unpaid	Commissions and Brokerage Expenses	Taxes, Licenses and Fees
1. Fire												
2.1 Allied lines												
2.2 Multiple peril crop												
2.3 Federal flood												
3. Farmowners multiple peril												
4. Homeowners multiple peril												
5.1 Commercial multiple peril (non-liability portion)												
5.2 Commercial multiple peril (liability portion)												
6. Mortgage guaranty												
8. Ocean marine												
9. Inland marine												
10. Financial guaranty												
11. Medical professional liability												
12. Earthquake												
13. Group accident and health (b)												
14. Credit A and H (group and individual)												
15.1 Collectively renewable A and H (b)												
15.2 Non-cancelable A and H (b)												
15.3 Guaranteed renewable A and H (b)												
15.4 Non-renewable for stated reasons only (b)												
15.5 Other accident only												
15.6 Medicare Title XVIII exempt from state taxes or fees												
15.7 All other A and H (b)												
15.8 Federal employees health benefits program premium (b)												
16. Workers' compensation												
17.1 Other liability - occurrence												
17.2 Other liability - claims-made												
17.3 Excess workers' compensation												
18. Products liability												
19.1 Private passenger auto no-fault (personal injury protection)												
19.2 Other private passenger auto liability												
19.3 Commercial auto no-fault (personal injury protection)												
19.4 Other commercial auto liability												
21.1 Private passenger auto physical damage												
21.2 Commercial auto physical damage												
22. Aircraft (all perils)												
23. Fidelity												
24. Surety												
26. Burglary and theft												
27. Boiler and machinery												
28. Credit												
30. Warranty												
34. Aggregate write-ins for other lines of business												
35. TOTALS (a)												
<b>DETAILS OF WRITE-INS</b>												
3401.												
3402.												
3403.												
3498. Summary of remaining write-ins for Line 34 from overflow page												
3499. Totals (Line 3401 through Line 3403 plus Line 3498) (Line 34 above)												

**NONE**

19AZ

(a) Finance and service charges not included in Line 1 to Line 35 \$ .....  
 (b) For health business on indicated lines report: Number of persons insured under PPO managed care products ..... and number of persons insured under indemnity only products .....



**EXHIBIT OF PREMIUMS AND LOSSES (Statutory Page 14)**  
**BUSINESS IN THE STATE OF ARKANSAS DURING THE YEAR 2012**

Line of Business	Gross Premiums, Including Policy and Membership Fees, Less Return Premiums and Premiums on Policies not Taken		3 Dividends Paid or Credited to Policyholders on Direct Business	4 Direct Unearned Premium Reserves	5 Direct Losses Paid (deducting salvage)	6 Direct Losses Incurred	7 Direct Losses Unpaid	8 Direct Defense and Cost Containment Expense Paid	9 Direct Defense and Cost Containment Expense Incurred	10 Direct Defense and Cost Containment Expense Unpaid	11 Commissions and Brokerage Expenses	12 Taxes, Licenses and Fees
	1 Direct Premiums Written	2 Direct Premiums Earned										
1. Fire												
2.1 Allied lines												
2.2 Multiple peril crop												
2.3 Federal flood												
3. Farmowners multiple peril												
4. Homeowners multiple peril												
5.1 Commercial multiple peril (non-liability portion)												
5.2 Commercial multiple peril (liability portion)												
6. Mortgage guaranty												
8. Ocean marine												
9. Inland marine												
10. Financial guaranty												
11. Medical professional liability												
12. Earthquake												
13. Group accident and health (b)												
14. Credit A and H (group and individual)												
15.1 Collectively renewable A and H (b)												
15.2 Non-cancelable A and H (b)												
15.3 Guaranteed renewable A and H (b)												
15.4 Non-renewable for stated reasons only (b)												
15.5 Other accident only												
15.6 Medicare Title XVIII exempt from state taxes or fees												
15.7 All other A and H (b)												
15.8 Federal employees health benefits program premium (b)												
16. Workers' compensation												
17.1 Other liability - occurrence												
17.2 Other liability - claims-made												
17.3 Excess workers' compensation												
18. Products liability												
19.1 Private passenger auto no-fault (personal injury protection)												
19.2 Other private passenger auto liability												
19.3 Commercial auto no-fault (personal injury protection)												
19.4 Other commercial auto liability												
21.1 Private passenger auto physical damage												
21.2 Commercial auto physical damage												
22. Aircraft (all perils)												
23. Fidelity												
24. Surety												
26. Burglary and theft												
27. Boiler and machinery												
28. Credit												
30. Warranty												
34. Aggregate write-ins for other lines of business												
35. TOTALS (a)												
<b>NONE</b>												
<b>DETAILS OF WRITE-INS</b>												
3401.												
3402.												
3403.												
3498. Summary of remaining write-ins for Line 34 from overflow page												
3499. Totals (Line 3401 through Line 3403 plus Line 3498) (Line 34 above)												

19AR

(a) Finance and service charges not included in Line 1 to Line 35 \$ .....  
 (b) For health business on indicated lines report: Number of persons insured under PPO managed care products ..... and number of persons insured under indemnity only products .....



**EXHIBIT OF PREMIUMS AND LOSSES (Statutory Page 14)**  
**BUSINESS IN THE STATE OF CALIFORNIA DURING THE YEAR 2012**

Line of Business	Gross Premiums, Including Policy and Membership Fees, Less Return Premiums and Premiums on Policies not Taken		3	4	5	6	7	8	9	10	11	12
	1 Direct Premiums Written	2 Direct Premiums Earned	Dividends Paid or Credited to Policyholders on Direct Business	Direct Unearned Premium Reserves	Direct Losses Paid (deducting salvage)	Direct Losses Incurred	Direct Losses Unpaid	Direct Defense and Cost Containment Expense Paid	Direct Defense and Cost Containment Expense Incurred	Direct Defense and Cost Containment Expense Unpaid	Commissions and Brokerage Expenses	Taxes, Licenses and Fees
1. Fire												
2.1 Allied lines												
2.2 Multiple peril crop												
2.3 Federal flood												
3. Farmowners multiple peril												
4. Homeowners multiple peril												
5.1 Commercial multiple peril (non-liability portion)												
5.2 Commercial multiple peril (liability portion)												
6. Mortgage guaranty												
8. Ocean marine												
9. Inland marine												
10. Financial guaranty												
11. Medical professional liability												
12. Earthquake												
13. Group accident and health (b)												
14. Credit A and H (group and individual)												
15.1 Collectively renewable A and H (b)												
15.2 Non-cancelable A and H (b)												
15.3 Guaranteed renewable A and H (b)												
15.4 Non-renewable for stated reasons only (b)												
15.5 Other accident only												
15.6 Medicare Title XVIII exempt from state taxes or fees												
15.7 All other A and H (b)												
15.8 Federal employees health benefits program premium (b)												
16. Workers' compensation												
17.1 Other liability - occurrence												
17.2 Other liability - claims-made												
17.3 Excess workers' compensation												
18. Products liability												
19.1 Private passenger auto no-fault (personal injury protection)												
19.2 Other private passenger auto liability												
19.3 Commercial auto no-fault (personal injury protection)												
19.4 Other commercial auto liability												
21.1 Private passenger auto physical damage												
21.2 Commercial auto physical damage												
22. Aircraft (all perils)												
23. Fidelity												
24. Surety												
26. Burglary and theft												
27. Boiler and machinery												
28. Credit												
30. Warranty												
34. Aggregate write-ins for other lines of business												
35. TOTALS (a)												
<b>NONE</b>												
<b>DETAILS OF WRITE-INS</b>												
3401.												
3402.												
3403.												
3498. Summary of remaining write-ins for Line 34 from overflow page												
3499. Totals (Line 3401 through Line 3403 plus Line 3498) (Line 34 above)												

19CA

(a) Finance and service charges not included in Line 1 to Line 35 \$ .....  
 (b) For health business on indicated lines report: Number of persons insured under PPO managed care products ..... and number of persons insured under indemnity only products .....



**EXHIBIT OF PREMIUMS AND LOSSES (Statutory Page 14)**  
**BUSINESS IN THE STATE OF COLORADO DURING THE YEAR 2012**

Line of Business	Gross Premiums, Including Policy and Membership Fees, Less Return Premiums and Premiums on Policies not Taken		3	4	5	6	7	8	9	10	11	12
	1 Direct Premiums Written	2 Direct Premiums Earned	Dividends Paid or Credited to Policyholders on Direct Business	Direct Unearned Premium Reserves	Direct Losses Paid (deducting salvage)	Direct Losses Incurred	Direct Losses Unpaid	Direct Defense and Cost Containment Expense Paid	Direct Defense and Cost Containment Expense Incurred	Direct Defense and Cost Containment Expense Unpaid	Commissions and Brokerage Expenses	Taxes, Licenses and Fees
1. Fire												
2.1 Allied lines												
2.2 Multiple peril crop												
2.3 Federal flood												
3. Farmowners multiple peril												
4. Homeowners multiple peril												
5.1 Commercial multiple peril (non-liability portion)												
5.2 Commercial multiple peril (liability portion)												
6. Mortgage guaranty												
8. Ocean marine												
9. Inland marine												
10. Financial guaranty												
11. Medical professional liability												
12. Earthquake												
13. Group accident and health (b)												
14. Credit A and H (group and individual)												
15.1 Collectively renewable A and H (b)												
15.2 Non-cancelable A and H (b)												
15.3 Guaranteed renewable A and H (b)												
15.4 Non-renewable for stated reasons only (b)												
15.5 Other accident only												
15.6 Medicare Title XVIII exempt from state taxes or fees												
15.7 All other A and H (b)												
15.8 Federal employees health benefits program premium (b)												
16. Workers' compensation												
17.1 Other liability - occurrence												
17.2 Other liability - claims-made												
17.3 Excess workers' compensation												
18. Products liability												
19.1 Private passenger auto no-fault (personal injury protection)												
19.2 Other private passenger auto liability												
19.3 Commercial auto no-fault (personal injury protection)												
19.4 Other commercial auto liability												
21.1 Private passenger auto physical damage												
21.2 Commercial auto physical damage												
22. Aircraft (all perils)												
23. Fidelity												
24. Surety												
26. Burglary and theft												
27. Boiler and machinery												
28. Credit												
30. Warranty												
34. Aggregate write-ins for other lines of business												
35. TOTALS (a)												
<b>NONE</b>												
<b>DETAILS OF WRITE-INS</b>												
3401.												
3402.												
3403.												
3498. Summary of remaining write-ins for Line 34 from overflow page												
3499. Totals (Line 3401 through Line 3403 plus Line 3498) (Line 34 above)												

19CO

(a) Finance and service charges not included in Line 1 to Line 35 \$ .....  
 (b) For health business on indicated lines report: Number of persons insured under PPO managed care products ..... and number of persons insured under indemnity only products .....



**EXHIBIT OF PREMIUMS AND LOSSES (Statutory Page 14)**  
**BUSINESS IN THE STATE OF CONNECTICUT DURING THE YEAR 2012**

Line of Business	Gross Premiums, Including Policy and Membership Fees, Less Return Premiums and Premiums on Policies not Taken		3	4	5	6	7	8	9	10	11	12
	1 Direct Premiums Written	2 Direct Premiums Earned	Dividends Paid or Credited to Policyholders on Direct Business	Direct Unearned Premium Reserves	Direct Losses Paid (deducting salvage)	Direct Losses Incurred	Direct Losses Unpaid	Direct Defense and Cost Containment Expense Paid	Direct Defense and Cost Containment Expense Incurred	Direct Defense and Cost Containment Expense Unpaid	Commissions and Brokerage Expenses	Taxes, Licenses and Fees
1. Fire												
2.1 Allied lines												
2.2 Multiple peril crop												
2.3 Federal flood												
3. Farmowners multiple peril												
4. Homeowners multiple peril												
5.1 Commercial multiple peril (non-liability portion)												
5.2 Commercial multiple peril (liability portion)												
6. Mortgage guaranty												
8. Ocean marine												
9. Inland marine												
10. Financial guaranty												
11. Medical professional liability												
12. Earthquake												
13. Group accident and health (b)												
14. Credit A and H (group and individual)												
15.1 Collectively renewable A and H (b)												
15.2 Non-cancelable A and H (b)												
15.3 Guaranteed renewable A and H (b)												
15.4 Non-renewable for stated reasons only (b)												
15.5 Other accident only												
15.6 Medicare Title XVIII exempt from state taxes or fees												
15.7 All other A and H (b)												
15.8 Federal employees health benefits program premium (b)												
16. Workers' compensation												
17.1 Other liability - occurrence												
17.2 Other liability - claims-made												
17.3 Excess workers' compensation												
18. Products liability												
19.1 Private passenger auto no-fault (personal injury protection)												
19.2 Other private passenger auto liability												
19.3 Commercial auto no-fault (personal injury protection)												
19.4 Other commercial auto liability												
21.1 Private passenger auto physical damage												
21.2 Commercial auto physical damage												
22. Aircraft (all perils)												
23. Fidelity												
24. Surety												
26. Burglary and theft												
27. Boiler and machinery												
28. Credit												
30. Warranty												
34. Aggregate write-ins for other lines of business												
35. TOTALS (a)												
<b>NONE</b>												
<b>DETAILS OF WRITE-INS</b>												
3401.												
3402.												
3403.												
3498. Summary of remaining write-ins for Line 34 from overflow page												
3499. Totals (Line 3401 through Line 3403 plus Line 3498) (Line 34 above)												

19CT

(a) Finance and service charges not included in Line 1 to Line 35 \$ .....  
 (b) For health business on indicated lines report: Number of persons insured under PPO managed care products ..... and number of persons insured under indemnity only products .....



**EXHIBIT OF PREMIUMS AND LOSSES (Statutory Page 14)**  
**BUSINESS IN THE STATE OF DELAWARE DURING THE YEAR 2012**

Line of Business	Gross Premiums, Including Policy and Membership Fees, Less Return Premiums and Premiums on Policies not Taken		3	4	5	6	7	8	9	10	11	12
	1 Direct Premiums Written	2 Direct Premiums Earned	Dividends Paid or Credited to Policyholders on Direct Business	Direct Unearned Premium Reserves	Direct Losses Paid (deducting salvage)	Direct Losses Incurred	Direct Losses Unpaid	Direct Defense and Cost Containment Expense Paid	Direct Defense and Cost Containment Expense Incurred	Direct Defense and Cost Containment Expense Unpaid	Commissions and Brokerage Expenses	Taxes, Licenses and Fees
1. Fire												
2.1 Allied lines												
2.2 Multiple peril crop												
2.3 Federal flood												
3. Farmowners multiple peril												
4. Homeowners multiple peril												
5.1 Commercial multiple peril (non-liability portion)												
5.2 Commercial multiple peril (liability portion)												
6. Mortgage guaranty												
8. Ocean marine												
9. Inland marine												
10. Financial guaranty												
11. Medical professional liability												
12. Earthquake												
13. Group accident and health (b)												
14. Credit A and H (group and individual)												
15.1 Collectively renewable A and H (b)												
15.2 Non-cancelable A and H (b)												
15.3 Guaranteed renewable A and H (b)												
15.4 Non-renewable for stated reasons only (b)												
15.5 Other accident only												
15.6 Medicare Title XVIII exempt from state taxes or fees												
15.7 All other A and H (b)												
15.8 Federal employees health benefits program premium (b)												
16. Workers' compensation												
17.1 Other liability - occurrence												
17.2 Other liability - claims-made												
17.3 Excess workers' compensation												
18. Products liability												
19.1 Private passenger auto no-fault (personal injury protection)												
19.2 Other private passenger auto liability												
19.3 Commercial auto no-fault (personal injury protection)												
19.4 Other commercial auto liability												
21.1 Private passenger auto physical damage												
21.2 Commercial auto physical damage												
22. Aircraft (all perils)												
23. Fidelity												
24. Surety												
26. Burglary and theft												
27. Boiler and machinery												
28. Credit												
30. Warranty												
34. Aggregate write-ins for other lines of business												
35. TOTALS (a)												
<b>NONE</b>												
<b>DETAILS OF WRITE-INS</b>												
3401.												
3402.												
3403.												
3498. Summary of remaining write-ins for Line 34 from overflow page												
3499. Totals (Line 3401 through Line 3403 plus Line 3498) (Line 34 above)												

19DE

(a) Finance and service charges not included in Line 1 to Line 35 \$ .....  
 (b) For health business on indicated lines report: Number of persons insured under PPO managed care products ..... and number of persons insured under indemnity only products .....



**EXHIBIT OF PREMIUMS AND LOSSES (Statutory Page 14)**  
**BUSINESS IN THE STATE OF DISTRICT OF COLUMBIA DURING THE YEAR 2012**

Line of Business	Gross Premiums, Including Policy and Membership Fees, Less Return Premiums and Premiums on Policies not Taken		3	4	5	6	7	8	9	10	11	12
	1 Direct Premiums Written	2 Direct Premiums Earned	Dividends Paid or Credited to Policyholders on Direct Business	Direct Unearned Premium Reserves	Direct Losses Paid (deducting salvage)	Direct Losses Incurred	Direct Losses Unpaid	Direct Defense and Cost Containment Expense Paid	Direct Defense and Cost Containment Expense Incurred	Direct Defense and Cost Containment Expense Unpaid	Commissions and Brokerage Expenses	Taxes, Licenses and Fees
1. Fire												
2.1 Allied lines												
2.2 Multiple peril crop												
2.3 Federal flood												
3. Farmowners multiple peril												
4. Homeowners multiple peril												
5.1 Commercial multiple peril (non-liability portion)												
5.2 Commercial multiple peril (liability portion)												
6. Mortgage guaranty												
8. Ocean marine												
9. Inland marine												
10. Financial guaranty												
11. Medical professional liability												
12. Earthquake												
13. Group accident and health (b)												
14. Credit A and H (group and individual)												
15.1 Collectively renewable A and H (b)												
15.2 Non-cancelable A and H (b)												
15.3 Guaranteed renewable A and H (b)												
15.4 Non-renewable for stated reasons only (b)												
15.5 Other accident only												
15.6 Medicare Title XVIII exempt from state taxes or fees												
15.7 All other A and H (b)												
15.8 Federal employees health benefits program premium (b)												
16. Workers' compensation												
17.1 Other liability - occurrence												
17.2 Other liability - claims-made												
17.3 Excess workers' compensation												
18. Products liability												
19.1 Private passenger auto no-fault (personal injury protection)												
19.2 Other private passenger auto liability												
19.3 Commercial auto no-fault (personal injury protection)												
19.4 Other commercial auto liability												
21.1 Private passenger auto physical damage												
21.2 Commercial auto physical damage												
22. Aircraft (all perils)												
23. Fidelity												
24. Surety												
26. Burglary and theft												
27. Boiler and machinery												
28. Credit												
30. Warranty												
34. Aggregate write-ins for other lines of business												
35. TOTALS (a)												
<b>NONE</b>												
<b>DETAILS OF WRITE-INS</b>												
3401.												
3402.												
3403.												
3498. Summary of remaining write-ins for Line 34 from overflow page												
3499. Totals (Line 3401 through Line 3403 plus Line 3498) (Line 34 above)												

19DC

(a) Finance and service charges not included in Line 1 to Line 35 \$ .....  
 (b) For health business on indicated lines report: Number of persons insured under PPO managed care products ..... and number of persons insured under indemnity only products .....



**EXHIBIT OF PREMIUMS AND LOSSES (Statutory Page 14)**  
**BUSINESS IN THE STATE OF FLORIDA DURING THE YEAR 2012**

Line of Business	Gross Premiums, Including Policy and Membership Fees, Less Return Premiums and Premiums on Policies not Taken		3 Dividends Paid or Credited to Policyholders on Direct Business	4 Direct Unearned Premium Reserves	5 Direct Losses Paid (deducting salvage)	6 Direct Losses Incurred	7 Direct Losses Unpaid	8 Direct Defense and Cost Containment Expense Paid	9 Direct Defense and Cost Containment Expense Incurred	10 Direct Defense and Cost Containment Expense Unpaid	11 Commissions and Brokerage Expenses	12 Taxes, Licenses and Fees
	1 Direct Premiums Written	2 Direct Premiums Earned										
1. Fire												
2.1 Allied lines												
2.2 Multiple peril crop												
2.3 Federal flood												
3. Farmowners multiple peril												
4. Homeowners multiple peril												
5.1 Commercial multiple peril (non-liability portion)												
5.2 Commercial multiple peril (liability portion)												
6. Mortgage guaranty												
8. Ocean marine												
9. Inland marine												
10. Financial guaranty												
11. Medical professional liability												
12. Earthquake												
13. Group accident and health (b)												
14. Credit A and H (group and individual)												
15.1 Collectively renewable A and H (b)												
15.2 Non-cancelable A and H (b)												
15.3 Guaranteed renewable A and H (b)												
15.4 Non-renewable for stated reasons only (b)												
15.5 Other accident only												
15.6 Medicare Title XVIII exempt from state taxes or fees												
15.7 All other A and H (b)												
15.8 Federal employees health benefits program premium (b)												
16. Workers' compensation												
17.1 Other liability - occurrence												
17.2 Other liability - claims-made												
17.3 Excess workers' compensation												
18. Products liability												
19.1 Private passenger auto no-fault (personal injury protection)												
19.2 Other private passenger auto liability												
19.3 Commercial auto no-fault (personal injury protection)												
19.4 Other commercial auto liability												
21.1 Private passenger auto physical damage												
21.2 Commercial auto physical damage												
22. Aircraft (all perils)												
23. Fidelity												
24. Surety												
26. Burglary and theft												
27. Boiler and machinery												
28. Credit												
30. Warranty												
34. Aggregate write-ins for other lines of business												
35. TOTALS (a)												
<b>NONE</b>												
<b>DETAILS OF WRITE-INS</b>												
3401.												
3402.												
3403.												
3498. Summary of remaining write-ins for Line 34 from overflow page												
3499. Totals (Line 3401 through Line 3403 plus Line 3498) (Line 34 above)												

19FL

(a) Finance and service charges not included in Line 1 to Line 35 \$ .....  
 (b) For health business on indicated lines report: Number of persons insured under PPO managed care products ..... and number of persons insured under indemnity only products .....



**EXHIBIT OF PREMIUMS AND LOSSES (Statutory Page 14)**  
**BUSINESS IN THE STATE OF GEORGIA DURING THE YEAR 2012**

Line of Business	Gross Premiums, Including Policy and Membership Fees, Less Return Premiums and Premiums on Policies not Taken		3	4	5	6	7	8	9	10	11	12
	1 Direct Premiums Written	2 Direct Premiums Earned	Dividends Paid or Credited to Policyholders on Direct Business	Direct Unearned Premium Reserves	Direct Losses Paid (deducting salvage)	Direct Losses Incurred	Direct Losses Unpaid	Direct Defense and Cost Containment Expense Paid	Direct Defense and Cost Containment Expense Incurred	Direct Defense and Cost Containment Expense Unpaid	Commissions and Brokerage Expenses	Taxes, Licenses and Fees
1. Fire												
2.1 Allied lines												
2.2 Multiple peril crop												
2.3 Federal flood												
3. Farmowners multiple peril												
4. Homeowners multiple peril												
5.1 Commercial multiple peril (non-liability portion)												
5.2 Commercial multiple peril (liability portion)												
6. Mortgage guaranty												
8. Ocean marine												
9. Inland marine												
10. Financial guaranty												
11. Medical professional liability												
12. Earthquake												
13. Group accident and health (b)												
14. Credit A and H (group and individual)												
15.1 Collectively renewable A and H (b)												
15.2 Non-cancelable A and H (b)												
15.3 Guaranteed renewable A and H (b)												
15.4 Non-renewable for stated reasons only (b)												
15.5 Other accident only												
15.6 Medicare Title XVIII exempt from state taxes or fees												
15.7 All other A and H (b)												
15.8 Federal employees health benefits program premium (b)												
16. Workers' compensation												
17.1 Other liability - occurrence												
17.2 Other liability - claims-made												
17.3 Excess workers' compensation												
18. Products liability												
19.1 Private passenger auto no-fault (personal injury protection)												
19.2 Other private passenger auto liability												
19.3 Commercial auto no-fault (personal injury protection)												
19.4 Other commercial auto liability												
21.1 Private passenger auto physical damage												
21.2 Commercial auto physical damage												
22. Aircraft (all perils)												
23. Fidelity												
24. Surety												
26. Burglary and theft												
27. Boiler and machinery												
28. Credit												
30. Warranty												
34. Aggregate write-ins for other lines of business												
35. TOTALS (a)												
<b>NONE</b>												
<b>DETAILS OF WRITE-INS</b>												
3401.												
3402.												
3403.												
3498. Summary of remaining write-ins for Line 34 from overflow page												
3499. Totals (Line 3401 through Line 3403 plus Line 3498) (Line 34 above)												

19GA

(a) Finance and service charges not included in Line 1 to Line 35 \$ .....  
 (b) For health business on indicated lines report: Number of persons insured under PPO managed care products ..... and number of persons insured under indemnity only products .....



**EXHIBIT OF PREMIUMS AND LOSSES (Statutory Page 14)**  
**BUSINESS IN THE STATE OF HAWAII DURING THE YEAR 2012**

Line of Business	Gross Premiums, Including Policy and Membership Fees, Less Return Premiums and Premiums on Policies not Taken		3	4	5	6	7	8	9	10	11	12
	1 Direct Premiums Written	2 Direct Premiums Earned	Dividends Paid or Credited to Policyholders on Direct Business	Direct Unearned Premium Reserves	Direct Losses Paid (deducting salvage)	Direct Losses Incurred	Direct Losses Unpaid	Direct Defense and Cost Containment Expense Paid	Direct Defense and Cost Containment Expense Incurred	Direct Defense and Cost Containment Expense Unpaid	Commissions and Brokerage Expenses	Taxes, Licenses and Fees
1. Fire												
2.1 Allied lines												
2.2 Multiple peril crop												
2.3 Federal flood												
3. Farmowners multiple peril												
4. Homeowners multiple peril												
5.1 Commercial multiple peril (non-liability portion)												
5.2 Commercial multiple peril (liability portion)												
6. Mortgage guaranty												
8. Ocean marine												
9. Inland marine												
10. Financial guaranty												
11. Medical professional liability												
12. Earthquake												
13. Group accident and health (b)												
14. Credit A and H (group and individual)												
15.1 Collectively renewable A and H (b)												
15.2 Non-cancelable A and H (b)												
15.3 Guaranteed renewable A and H (b)												
15.4 Non-renewable for stated reasons only (b)												
15.5 Other accident only												
15.6 Medicare Title XVIII exempt from state taxes or fees												
15.7 All other A and H (b)												
15.8 Federal employees health benefits program premium (b)												
16. Workers' compensation												
17.1 Other liability - occurrence												
17.2 Other liability - claims-made												
17.3 Excess workers' compensation												
18. Products liability												
19.1 Private passenger auto no-fault (personal injury protection)												
19.2 Other private passenger auto liability												
19.3 Commercial auto no-fault (personal injury protection)												
19.4 Other commercial auto liability												
21.1 Private passenger auto physical damage												
21.2 Commercial auto physical damage												
22. Aircraft (all perils)												
23. Fidelity												
24. Surety												
26. Burglary and theft												
27. Boiler and machinery												
28. Credit												
30. Warranty												
34. Aggregate write-ins for other lines of business												
35. TOTALS (a)												
<b>NONE</b>												
<b>DETAILS OF WRITE-INS</b>												
3401.												
3402.												
3403.												
3498. Summary of remaining write-ins for Line 34 from overflow page												
3499. Totals (Line 3401 through Line 3403 plus Line 3498) (Line 34 above)												

19H1

(a) Finance and service charges not included in Line 1 to Line 35 \$ .....  
 (b) For health business on indicated lines report: Number of persons insured under PPO managed care products ..... and number of persons insured under indemnity only products .....



**EXHIBIT OF PREMIUMS AND LOSSES (Statutory Page 14)**  
**BUSINESS IN THE STATE OF IDAHO DURING THE YEAR 2012**

Line of Business	Gross Premiums, Including Policy and Membership Fees, Less Return Premiums and Premiums on Policies not Taken		3 Dividends Paid or Credited to Policyholders on Direct Business	4 Direct Unearned Premium Reserves	5 Direct Losses Paid (deducting salvage)	6 Direct Losses Incurred	7 Direct Losses Unpaid	8 Direct Defense and Cost Containment Expense Paid	9 Direct Defense and Cost Containment Expense Incurred	10 Direct Defense and Cost Containment Expense Unpaid	11 Commissions and Brokerage Expenses	12 Taxes, Licenses and Fees
	1 Direct Premiums Written	2 Direct Premiums Earned										
1. Fire												
2.1 Allied lines												
2.2 Multiple peril crop												
2.3 Federal flood												
3. Farmowners multiple peril												
4. Homeowners multiple peril												
5.1 Commercial multiple peril (non-liability portion)												
5.2 Commercial multiple peril (liability portion)												
6. Mortgage guaranty												
8. Ocean marine												
9. Inland marine												
10. Financial guaranty												
11. Medical professional liability												
12. Earthquake												
13. Group accident and health (b)												
14. Credit A and H (group and individual)												
15.1 Collectively renewable A and H (b)												
15.2 Non-cancelable A and H (b)												
15.3 Guaranteed renewable A and H (b)												
15.4 Non-renewable for stated reasons only (b)												
15.5 Other accident only												
15.6 Medicare Title XVIII exempt from state taxes or fees												
15.7 All other A and H (b)												
15.8 Federal employees health benefits program premium (b)												
16. Workers' compensation												
17.1 Other liability - occurrence												
17.2 Other liability - claims-made												
17.3 Excess workers' compensation												
18. Products liability												
19.1 Private passenger auto no-fault (personal injury protection)												
19.2 Other private passenger auto liability												
19.3 Commercial auto no-fault (personal injury protection)												
19.4 Other commercial auto liability												
21.1 Private passenger auto physical damage												
21.2 Commercial auto physical damage												
22. Aircraft (all perils)												
23. Fidelity												
24. Surety												
26. Burglary and theft												
27. Boiler and machinery												
28. Credit												
30. Warranty												
34. Aggregate write-ins for other lines of business												
35. TOTALS (a)												
<b>NONE</b>												
<b>DETAILS OF WRITE-INS</b>												
3401.												
3402.												
3403.												
3498. Summary of remaining write-ins for Line 34 from overflow page												
3499. Totals (Line 3401 through Line 3403 plus Line 3498) (Line 34 above)												

191D

(a) Finance and service charges not included in Line 1 to Line 35 \$ .....  
 (b) For health business on indicated lines report: Number of persons insured under PPO managed care products ..... and number of persons insured under indemnity only products .....



**EXHIBIT OF PREMIUMS AND LOSSES (Statutory Page 14)**  
**BUSINESS IN THE STATE OF ILLINOIS DURING THE YEAR 2012**

Line of Business	Gross Premiums, Including Policy and Membership Fees, Less Return Premiums and Premiums on Policies not Taken		3	4	5	6	7	8	9	10	11	12
	1 Direct Premiums Written	2 Direct Premiums Earned	Dividends Paid or Credited to Policyholders on Direct Business	Direct Unearned Premium Reserves	Direct Losses Paid (deducting salvage)	Direct Losses Incurred	Direct Losses Unpaid	Direct Defense and Cost Containment Expense Paid	Direct Defense and Cost Containment Expense Incurred	Direct Defense and Cost Containment Expense Unpaid	Commissions and Brokerage Expenses	Taxes, Licenses and Fees
1. Fire												
2.1 Allied lines												
2.2 Multiple peril crop												
2.3 Federal flood												
3. Farmowners multiple peril												
4. Homeowners multiple peril												
5.1 Commercial multiple peril (non-liability portion)												
5.2 Commercial multiple peril (liability portion)												
6. Mortgage guaranty												
8. Ocean marine												
9. Inland marine												
10. Financial guaranty												
11. Medical professional liability												
12. Earthquake												
13. Group accident and health (b)												
14. Credit A and H (group and individual)												
15.1 Collectively renewable A and H (b)												
15.2 Non-cancelable A and H (b)												
15.3 Guaranteed renewable A and H (b)												
15.4 Non-renewable for stated reasons only (b)												
15.5 Other accident only												
15.6 Medicare Title XVIII exempt from state taxes or fees												
15.7 All other A and H (b)												
15.8 Federal employees health benefits program premium (b)												
16. Workers' compensation												
17.1 Other liability - occurrence												
17.2 Other liability - claims-made												
17.3 Excess workers' compensation												
18. Products liability												
19.1 Private passenger auto no-fault (personal injury protection)												
19.2 Other private passenger auto liability												
19.3 Commercial auto no-fault (personal injury protection)												
19.4 Other commercial auto liability												
21.1 Private passenger auto physical damage												
21.2 Commercial auto physical damage												
22. Aircraft (all perils)												
23. Fidelity												
24. Surety												
26. Burglary and theft												
27. Boiler and machinery												
28. Credit												
30. Warranty												
34. Aggregate write-ins for other lines of business												
35. TOTALS (a)												
<b>NONE</b>												
<b>DETAILS OF WRITE-INS</b>												
3401.												
3402.												
3403.												
3498. Summary of remaining write-ins for Line 34 from overflow page												
3499. Totals (Line 3401 through Line 3403 plus Line 3498) (Line 34 above)												

191L

(a) Finance and service charges not included in Line 1 to Line 35 \$ .....  
 (b) For health business on indicated lines report: Number of persons insured under PPO managed care products ..... and number of persons insured under indemnity only products .....



**EXHIBIT OF PREMIUMS AND LOSSES (Statutory Page 14)**  
**BUSINESS IN THE STATE OF INDIANA DURING THE YEAR 2012**

Line of Business	Gross Premiums, Including Policy and Membership Fees, Less Return Premiums and Premiums on Policies not Taken		3	4	5	6	7	8	9	10	11	12
	1 Direct Premiums Written	2 Direct Premiums Earned	Dividends Paid or Credited to Policyholders on Direct Business	Direct Unearned Premium Reserves	Direct Losses Paid (deducting salvage)	Direct Losses Incurred	Direct Losses Unpaid	Direct Defense and Cost Containment Expense Paid	Direct Defense and Cost Containment Expense Incurred	Direct Defense and Cost Containment Expense Unpaid	Commissions and Brokerage Expenses	Taxes, Licenses and Fees
1. Fire												
2.1 Allied lines												
2.2 Multiple peril crop												
2.3 Federal flood												
3. Farmowners multiple peril												
4. Homeowners multiple peril												
5.1 Commercial multiple peril (non-liability portion)												
5.2 Commercial multiple peril (liability portion)												
6. Mortgage guaranty												
8. Ocean marine												
9. Inland marine												
10. Financial guaranty												
11. Medical professional liability												
12. Earthquake												
13. Group accident and health (b)												
14. Credit A and H (group and individual)												
15.1 Collectively renewable A and H (b)												
15.2 Non-cancelable A and H (b)												
15.3 Guaranteed renewable A and H (b)												
15.4 Non-renewable for stated reasons only (b)												
15.5 Other accident only												
15.6 Medicare Title XVIII exempt from state taxes or fees												
15.7 All other A and H (b)												
15.8 Federal employees health benefits program premium (b)												
16. Workers' compensation												
17.1 Other liability - occurrence												
17.2 Other liability - claims-made												
17.3 Excess workers' compensation												
18. Products liability												
19.1 Private passenger auto no-fault (personal injury protection)												
19.2 Other private passenger auto liability												
19.3 Commercial auto no-fault (personal injury protection)												
19.4 Other commercial auto liability												
21.1 Private passenger auto physical damage												
21.2 Commercial auto physical damage												
22. Aircraft (all perils)												
23. Fidelity												
24. Surety												
26. Burglary and theft												
27. Boiler and machinery												
28. Credit												
30. Warranty												
34. Aggregate write-ins for other lines of business												
35. TOTALS (a)												
<b>NONE</b>												
<b>DETAILS OF WRITE-INS</b>												
3401.												
3402.												
3403.												
3498. Summary of remaining write-ins for Line 34 from overflow page												
3499. Totals (Line 3401 through Line 3403 plus Line 3498) (Line 34 above)												

191N

(a) Finance and service charges not included in Line 1 to Line 35 \$ .....  
 (b) For health business on indicated lines report: Number of persons insured under PPO managed care products ..... and number of persons insured under indemnity only products .....



**EXHIBIT OF PREMIUMS AND LOSSES (Statutory Page 14)**  
**BUSINESS IN THE STATE OF IOWA DURING THE YEAR 2012**

Line of Business	Gross Premiums, Including Policy and Membership Fees, Less Return Premiums and Premiums on Policies not Taken		3	4	5	6	7	8	9	10	11	12
	1 Direct Premiums Written	2 Direct Premiums Earned	Dividends Paid or Credited to Policyholders on Direct Business	Direct Unearned Premium Reserves	Direct Losses Paid (deducting salvage)	Direct Losses Incurred	Direct Losses Unpaid	Direct Defense and Cost Containment Expense Paid	Direct Defense and Cost Containment Expense Incurred	Direct Defense and Cost Containment Expense Unpaid	Commissions and Brokerage Expenses	Taxes, Licenses and Fees
1. Fire												
2.1 Allied lines												
2.2 Multiple peril crop												
2.3 Federal flood												
3. Farmowners multiple peril												
4. Homeowners multiple peril												
5.1 Commercial multiple peril (non-liability portion)												
5.2 Commercial multiple peril (liability portion)												
6. Mortgage guaranty												
8. Ocean marine												
9. Inland marine												
10. Financial guaranty												
11. Medical professional liability												
12. Earthquake												
13. Group accident and health (b)												
14. Credit A and H (group and individual)												
15.1 Collectively renewable A and H (b)												
15.2 Non-cancelable A and H (b)												
15.3 Guaranteed renewable A and H (b)												
15.4 Non-renewable for stated reasons only (b)												
15.5 Other accident only												
15.6 Medicare Title XVIII exempt from state taxes or fees												
15.7 All other A and H (b)												
15.8 Federal employees health benefits program premium (b)												
16. Workers' compensation												
17.1 Other liability - occurrence												
17.2 Other liability - claims-made												
17.3 Excess workers' compensation												
18. Products liability												
19.1 Private passenger auto no-fault (personal injury protection)												
19.2 Other private passenger auto liability												
19.3 Commercial auto no-fault (personal injury protection)												
19.4 Other commercial auto liability												
21.1 Private passenger auto physical damage												
21.2 Commercial auto physical damage												
22. Aircraft (all perils)												
23. Fidelity												
24. Surety												
26. Burglary and theft												
27. Boiler and machinery												
28. Credit												
30. Warranty												
34. Aggregate write-ins for other lines of business												
35. TOTALS (a)												
<b>NONE</b>												
<b>DETAILS OF WRITE-INS</b>												
3401.												
3402.												
3403.												
3498. Summary of remaining write-ins for Line 34 from overflow page												
3499. Totals (Line 3401 through Line 3403 plus Line 3498) (Line 34 above)												

191A

(a) Finance and service charges not included in Line 1 to Line 35 \$ .....  
 (b) For health business on indicated lines report: Number of persons insured under PPO managed care products ..... and number of persons insured under indemnity only products .....



**EXHIBIT OF PREMIUMS AND LOSSES (Statutory Page 14)**  
**BUSINESS IN THE STATE OF KANSAS DURING THE YEAR 2012**

Line of Business	Gross Premiums, Including Policy and Membership Fees, Less Return Premiums and Premiums on Policies not Taken		3	4	5	6	7	8	9	10	11	12
	1 Direct Premiums Written	2 Direct Premiums Earned	Dividends Paid or Credited to Policyholders on Direct Business	Direct Unearned Premium Reserves	Direct Losses Paid (deducting salvage)	Direct Losses Incurred	Direct Losses Unpaid	Direct Defense and Cost Containment Expense Paid	Direct Defense and Cost Containment Expense Incurred	Direct Defense and Cost Containment Expense Unpaid	Commissions and Brokerage Expenses	Taxes, Licenses and Fees
1. Fire												
2.1 Allied lines												
2.2 Multiple peril crop												
2.3 Federal flood												
3. Farmowners multiple peril												
4. Homeowners multiple peril												
5.1 Commercial multiple peril (non-liability portion)												
5.2 Commercial multiple peril (liability portion)												
6. Mortgage guaranty												
8. Ocean marine												
9. Inland marine												
10. Financial guaranty												
11. Medical professional liability												
12. Earthquake												
13. Group accident and health (b)												
14. Credit A and H (group and individual)												
15.1 Collectively renewable A and H (b)												
15.2 Non-cancelable A and H (b)												
15.3 Guaranteed renewable A and H (b)												
15.4 Non-renewable for stated reasons only (b)												
15.5 Other accident only												
15.6 Medicare Title XVIII exempt from state taxes or fees												
15.7 All other A and H (b)												
15.8 Federal employees health benefits program premium (b)												
16. Workers' compensation												
17.1 Other liability - occurrence												
17.2 Other liability - claims-made												
17.3 Excess workers' compensation												
18. Products liability												
19.1 Private passenger auto no-fault (personal injury protection)												
19.2 Other private passenger auto liability												
19.3 Commercial auto no-fault (personal injury protection)												
19.4 Other commercial auto liability												
21.1 Private passenger auto physical damage												
21.2 Commercial auto physical damage												
22. Aircraft (all perils)												
23. Fidelity												
24. Surety												
26. Burglary and theft												
27. Boiler and machinery												
28. Credit												
30. Warranty												
34. Aggregate write-ins for other lines of business												
35. TOTALS (a)												
<b>NONE</b>												
<b>DETAILS OF WRITE-INS</b>												
3401.												
3402.												
3403.												
3498. Summary of remaining write-ins for Line 34 from overflow page												
3499. Totals (Line 3401 through Line 3403 plus Line 3498) (Line 34 above)												

19KS

(a) Finance and service charges not included in Line 1 to Line 35 \$ .....  
 (b) For health business on indicated lines report: Number of persons insured under PPO managed care products ..... and number of persons insured under indemnity only products .....



**EXHIBIT OF PREMIUMS AND LOSSES (Statutory Page 14)**  
**BUSINESS IN THE STATE OF KENTUCKY DURING THE YEAR 2012**

Line of Business	Gross Premiums, Including Policy and Membership Fees, Less Return Premiums and Premiums on Policies not Taken		3 Dividends Paid or Credited to Policyholders on Direct Business	4 Direct Unearned Premium Reserves	5 Direct Losses Paid (deducting salvage)	6 Direct Losses Incurred	7 Direct Losses Unpaid	8 Direct Defense and Cost Containment Expense Paid	9 Direct Defense and Cost Containment Expense Incurred	10 Direct Defense and Cost Containment Expense Unpaid	11 Commissions and Brokerage Expenses	12 Taxes, Licenses and Fees
	1 Direct Premiums Written	2 Direct Premiums Earned										
1. Fire												
2.1 Allied lines												
2.2 Multiple peril crop												
2.3 Federal flood												
3. Farmowners multiple peril												
4. Homeowners multiple peril												
5.1 Commercial multiple peril (non-liability portion)												
5.2 Commercial multiple peril (liability portion)												
6. Mortgage guaranty												
8. Ocean marine												
9. Inland marine												
10. Financial guaranty												
11. Medical professional liability												
12. Earthquake												
13. Group accident and health (b)												
14. Credit A and H (group and individual)												
15.1 Collectively renewable A and H (b)												
15.2 Non-cancelable A and H (b)												
15.3 Guaranteed renewable A and H (b)												
15.4 Non-renewable for stated reasons only (b)												
15.5 Other accident only												
15.6 Medicare Title XVIII exempt from state taxes or fees												
15.7 All other A and H (b)												
15.8 Federal employees health benefits program premium (b)												
16. Workers' compensation												
17.1 Other liability - occurrence												
17.2 Other liability - claims-made												
17.3 Excess workers' compensation												
18. Products liability												
19.1 Private passenger auto no-fault (personal injury protection)												
19.2 Other private passenger auto liability												
19.3 Commercial auto no-fault (personal injury protection)												
19.4 Other commercial auto liability												
21.1 Private passenger auto physical damage												
21.2 Commercial auto physical damage												
22. Aircraft (all perils)												
23. Fidelity												
24. Surety												
26. Burglary and theft												
27. Boiler and machinery												
28. Credit												
30. Warranty												
34. Aggregate write-ins for other lines of business												
35. TOTALS (a)												
<b>NONE</b>												
<b>DETAILS OF WRITE-INS</b>												
3401.												
3402.												
3403.												
3498. Summary of remaining write-ins for Line 34 from overflow page												
3499. Totals (Line 3401 through Line 3403 plus Line 3498) (Line 34 above)												

19KY

(a) Finance and service charges not included in Line 1 to Line 35 \$ .....  
 (b) For health business on indicated lines report: Number of persons insured under PPO managed care products ..... and number of persons insured under indemnity only products .....



**EXHIBIT OF PREMIUMS AND LOSSES (Statutory Page 14)**  
**BUSINESS IN THE STATE OF LOUISIANA DURING THE YEAR 2012**

Line of Business	Gross Premiums, Including Policy and Membership Fees, Less Return Premiums and Premiums on Policies not Taken		3	4	5	6	7	8	9	10	11	12
	1 Direct Premiums Written	2 Direct Premiums Earned	Dividends Paid or Credited to Policyholders on Direct Business	Direct Unearned Premium Reserves	Direct Losses Paid (deducting salvage)	Direct Losses Incurred	Direct Losses Unpaid	Direct Defense and Cost Containment Expense Paid	Direct Defense and Cost Containment Expense Incurred	Direct Defense and Cost Containment Expense Unpaid	Commissions and Brokerage Expenses	Taxes, Licenses and Fees
1. Fire												
2.1 Allied lines												
2.2 Multiple peril crop												
2.3 Federal flood												
3. Farmowners multiple peril												
4. Homeowners multiple peril												
5.1 Commercial multiple peril (non-liability portion)												
5.2 Commercial multiple peril (liability portion)												
6. Mortgage guaranty												
8. Ocean marine												
9. Inland marine												
10. Financial guaranty												
11. Medical professional liability												
12. Earthquake												
13. Group accident and health (b)												
14. Credit A and H (group and individual)												
15.1 Collectively renewable A and H (b)												
15.2 Non-cancelable A and H (b)												
15.3 Guaranteed renewable A and H (b)												
15.4 Non-renewable for stated reasons only (b)												
15.5 Other accident only												
15.6 Medicare Title XVIII exempt from state taxes or fees												
15.7 All other A and H (b)												
15.8 Federal employees health benefits program premium (b)												
16. Workers' compensation												
17.1 Other liability - occurrence												
17.2 Other liability - claims-made												
17.3 Excess workers' compensation												
18. Products liability												
19.1 Private passenger auto no-fault (personal injury protection)												
19.2 Other private passenger auto liability												
19.3 Commercial auto no-fault (personal injury protection)												
19.4 Other commercial auto liability												
21.1 Private passenger auto physical damage												
21.2 Commercial auto physical damage												
22. Aircraft (all perils)												
23. Fidelity												
24. Surety												
26. Burglary and theft												
27. Boiler and machinery												
28. Credit												
30. Warranty												
34. Aggregate write-ins for other lines of business												
35. TOTALS (a)												
<b>NONE</b>												
<b>DETAILS OF WRITE-INS</b>												
3401.												
3402.												
3403.												
3498. Summary of remaining write-ins for Line 34 from overflow page												
3499. Totals (Line 3401 through Line 3403 plus Line 3498) (Line 34 above)												

191A

(a) Finance and service charges not included in Line 1 to Line 35 \$ .....  
 (b) For health business on indicated lines report: Number of persons insured under PPO managed care products ..... and number of persons insured under indemnity only products .....



**EXHIBIT OF PREMIUMS AND LOSSES (Statutory Page 14)**  
**BUSINESS IN THE STATE OF MAINE DURING THE YEAR 2012**

Line of Business	Gross Premiums, Including Policy and Membership Fees, Less Return Premiums and Premiums on Policies not Taken		3 Dividends Paid or Credited to Policyholders on Direct Business	4 Direct Unearned Premium Reserves	5 Direct Losses Paid (deducting salvage)	6 Direct Losses Incurred	7 Direct Losses Unpaid	8 Direct Defense and Cost Containment Expense Paid	9 Direct Defense and Cost Containment Expense Incurred	10 Direct Defense and Cost Containment Expense Unpaid	11 Commissions and Brokerage Expenses	12 Taxes, Licenses and Fees
	1 Direct Premiums Written	2 Direct Premiums Earned										
1. Fire												
2.1 Allied lines												
2.2 Multiple peril crop												
2.3 Federal flood												
3. Farmowners multiple peril												
4. Homeowners multiple peril												
5.1 Commercial multiple peril (non-liability portion)												
5.2 Commercial multiple peril (liability portion)												
6. Mortgage guaranty												
8. Ocean marine												
9. Inland marine												
10. Financial guaranty												
11. Medical professional liability												
12. Earthquake												
13. Group accident and health (b)												
14. Credit A and H (group and individual)												
15.1 Collectively renewable A and H (b)												
15.2 Non-cancelable A and H (b)												
15.3 Guaranteed renewable A and H (b)												
15.4 Non-renewable for stated reasons only (b)												
15.5 Other accident only												
15.6 Medicare Title XVIII exempt from state taxes or fees												
15.7 All other A and H (b)												
15.8 Federal employees health benefits program premium (b)												
16. Workers' compensation												
17.1 Other liability - occurrence												
17.2 Other liability - claims-made												
17.3 Excess workers' compensation												
18. Products liability												
19.1 Private passenger auto no-fault (personal injury protection)												
19.2 Other private passenger auto liability												
19.3 Commercial auto no-fault (personal injury protection)												
19.4 Other commercial auto liability												
21.1 Private passenger auto physical damage												
21.2 Commercial auto physical damage												
22. Aircraft (all perils)												
23. Fidelity												
24. Surety												
26. Burglary and theft												
27. Boiler and machinery												
28. Credit												
30. Warranty												
34. Aggregate write-ins for other lines of business												
35. TOTALS (a)												
<b>NONE</b>												
<b>DETAILS OF WRITE-INS</b>												
3401.												
3402.												
3403.												
3498. Summary of remaining write-ins for Line 34 from overflow page												
3499. Totals (Line 3401 through Line 3403 plus Line 3498) (Line 34 above)												

19ME

(a) Finance and service charges not included in Line 1 to Line 35 \$ .....  
 (b) For health business on indicated lines report: Number of persons insured under PPO managed care products ..... and number of persons insured under indemnity only products .....



**EXHIBIT OF PREMIUMS AND LOSSES (Statutory Page 14)**  
**BUSINESS IN THE STATE OF MARYLAND DURING THE YEAR 2012**

Line of Business	Gross Premiums, Including Policy and Membership Fees, Less Return Premiums and Premiums on Policies not Taken		3 Dividends Paid or Credited to Policyholders on Direct Business	4 Direct Unearned Premium Reserves	5 Direct Losses Paid (deducting salvage)	6 Direct Losses Incurred	7 Direct Losses Unpaid	8 Direct Defense and Cost Containment Expense Paid	9 Direct Defense and Cost Containment Expense Incurred	10 Direct Defense and Cost Containment Expense Unpaid	11 Commissions and Brokerage Expenses	12 Taxes, Licenses and Fees
	1 Direct Premiums Written	2 Direct Premiums Earned										
1. Fire												
2.1 Allied lines												
2.2 Multiple peril crop												
2.3 Federal flood												
3. Farmowners multiple peril												
4. Homeowners multiple peril												
5.1 Commercial multiple peril (non-liability portion)												
5.2 Commercial multiple peril (liability portion)												
6. Mortgage guaranty												
8. Ocean marine												
9. Inland marine												
10. Financial guaranty												
11. Medical professional liability												
12. Earthquake												
13. Group accident and health (b)												
14. Credit A and H (group and individual)												
15.1 Collectively renewable A and H (b)												
15.2 Non-cancelable A and H (b)												
15.3 Guaranteed renewable A and H (b)												
15.4 Non-renewable for stated reasons only (b)												
15.5 Other accident only												
15.6 Medicare Title XVIII exempt from state taxes or fees												
15.7 All other A and H (b)												
15.8 Federal employees health benefits program premium (b)												
16. Workers' compensation												
17.1 Other liability - occurrence												
17.2 Other liability - claims-made												
17.3 Excess workers' compensation												
18. Products liability												
19.1 Private passenger auto no-fault (personal injury protection)												
19.2 Other private passenger auto liability												
19.3 Commercial auto no-fault (personal injury protection)												
19.4 Other commercial auto liability												
21.1 Private passenger auto physical damage												
21.2 Commercial auto physical damage												
22. Aircraft (all perils)												
23. Fidelity												
24. Surety												
26. Burglary and theft												
27. Boiler and machinery												
28. Credit												
30. Warranty												
34. Aggregate write-ins for other lines of business												
35. TOTALS (a)												
<b>NONE</b>												
<b>DETAILS OF WRITE-INS</b>												
3401.												
3402.												
3403.												
3498. Summary of remaining write-ins for Line 34 from overflow page												
3499. Totals (Line 3401 through Line 3403 plus Line 3498) (Line 34 above)												

19MD

(a) Finance and service charges not included in Line 1 to Line 35 \$ .....  
 (b) For health business on indicated lines report: Number of persons insured under PPO managed care products ..... and number of persons insured under indemnity only products .....



**EXHIBIT OF PREMIUMS AND LOSSES (Statutory Page 14)**  
**BUSINESS IN THE STATE OF MASSACHUSETTS DURING THE YEAR 2012**

Line of Business	Gross Premiums, Including Policy and Membership Fees, Less Return Premiums and Premiums on Policies not Taken		3	4	5	6	7	8	9	10	11	12
	1 Direct Premiums Written	2 Direct Premiums Earned	Dividends Paid or Credited to Policyholders on Direct Business	Direct Unearned Premium Reserves	Direct Losses Paid (deducting salvage)	Direct Losses Incurred	Direct Losses Unpaid	Direct Defense and Cost Containment Expense Paid	Direct Defense and Cost Containment Expense Incurred	Direct Defense and Cost Containment Expense Unpaid	Commissions and Brokerage Expenses	Taxes, Licenses and Fees
1. Fire												
2.1 Allied lines												
2.2 Multiple peril crop												
2.3 Federal flood												
3. Farmowners multiple peril												
4. Homeowners multiple peril												
5.1 Commercial multiple peril (non-liability portion)												
5.2 Commercial multiple peril (liability portion)												
6. Mortgage guaranty												
8. Ocean marine												
9. Inland marine												
10. Financial guaranty												
11. Medical professional liability												
12. Earthquake												
13. Group accident and health (b)												
14. Credit A and H (group and individual)												
15.1 Collectively renewable A and H (b)												
15.2 Non-cancelable A and H (b)												
15.3 Guaranteed renewable A and H (b)												
15.4 Non-renewable for stated reasons only (b)												
15.5 Other accident only												
15.6 Medicare Title XVIII exempt from state taxes or fees												
15.7 All other A and H (b)												
15.8 Federal employees health benefits program premium (b)												
16. Workers' compensation												
17.1 Other liability - occurrence												
17.2 Other liability - claims-made												
17.3 Excess workers' compensation												
18. Products liability												
19.1 Private passenger auto no-fault (personal injury protection)												
19.2 Other private passenger auto liability												
19.3 Commercial auto no-fault (personal injury protection)												
19.4 Other commercial auto liability												
21.1 Private passenger auto physical damage												
21.2 Commercial auto physical damage												
22. Aircraft (all perils)												
23. Fidelity												
24. Surety												
26. Burglary and theft												
27. Boiler and machinery												
28. Credit												
30. Warranty												
34. Aggregate write-ins for other lines of business												
35. TOTALS (a)												
<b>NONE</b>												
<b>DETAILS OF WRITE-INS</b>												
3401.												
3402.												
3403.												
3498. Summary of remaining write-ins for Line 34 from overflow page												
3499. Totals (Line 3401 through Line 3403 plus Line 3498) (Line 34 above)												

19MA

(a) Finance and service charges not included in Line 1 to Line 35 \$ .....  
 (b) For health business on indicated lines report: Number of persons insured under PPO managed care products ..... and number of persons insured under indemnity only products .....



**EXHIBIT OF PREMIUMS AND LOSSES (Statutory Page 14)**  
**BUSINESS IN THE STATE OF MICHIGAN DURING THE YEAR 2012**

Line of Business	Gross Premiums, Including Policy and Membership Fees, Less Return Premiums and Premiums on Policies not Taken		3	4	5	6	7	8	9	10	11	12
	1 Direct Premiums Written	2 Direct Premiums Earned	Dividends Paid or Credited to Policyholders on Direct Business	Direct Unearned Premium Reserves	Direct Losses Paid (deducting salvage)	Direct Losses Incurred	Direct Losses Unpaid	Direct Defense and Cost Containment Expense Paid	Direct Defense and Cost Containment Expense Incurred	Direct Defense and Cost Containment Expense Unpaid	Commissions and Brokerage Expenses	Taxes, Licenses and Fees
1. Fire												
2.1 Allied lines												
2.2 Multiple peril crop												
2.3 Federal flood												
3. Farmowners multiple peril												
4. Homeowners multiple peril												
5.1 Commercial multiple peril (non-liability portion)												
5.2 Commercial multiple peril (liability portion)												
6. Mortgage guaranty												
8. Ocean marine												
9. Inland marine												
10. Financial guaranty												
11. Medical professional liability												
12. Earthquake												
13. Group accident and health (b)												
14. Credit A and H (group and individual)												
15.1 Collectively renewable A and H (b)												
15.2 Non-cancelable A and H (b)												
15.3 Guaranteed renewable A and H (b)												
15.4 Non-renewable for stated reasons only (b)												
15.5 Other accident only												
15.6 Medicare Title XVIII exempt from state taxes or fees												
15.7 All other A and H (b)												
15.8 Federal employees health benefits program premium (b)												
16. Workers' compensation												
17.1 Other liability - occurrence												
17.2 Other liability - claims-made												
17.3 Excess workers' compensation												
18. Products liability												
19.1 Private passenger auto no-fault (personal injury protection)												
19.2 Other private passenger auto liability												
19.3 Commercial auto no-fault (personal injury protection)												
19.4 Other commercial auto liability												
21.1 Private passenger auto physical damage												
21.2 Commercial auto physical damage												
22. Aircraft (all perils)												
23. Fidelity												
24. Surety												
26. Burglary and theft												
27. Boiler and machinery												
28. Credit												
30. Warranty												
34. Aggregate write-ins for other lines of business												
35. TOTALS (a)												
<b>NONE</b>												
<b>DETAILS OF WRITE-INS</b>												
3401.												
3402.												
3403.												
3498. Summary of remaining write-ins for Line 34 from overflow page												
3499. Totals (Line 3401 through Line 3403 plus Line 3498) (Line 34 above)												

19MI

(a) Finance and service charges not included in Line 1 to Line 35 \$ .....  
 (b) For health business on indicated lines report: Number of persons insured under PPO managed care products ..... and number of persons insured under indemnity only products .....



**EXHIBIT OF PREMIUMS AND LOSSES (Statutory Page 14)**  
**BUSINESS IN THE STATE OF MINNESOTA DURING THE YEAR 2012**

Line of Business	Gross Premiums, Including Policy and Membership Fees, Less Return Premiums and Premiums on Policies not Taken		3	4	5	6	7	8	9	10	11	12
	1 Direct Premiums Written	2 Direct Premiums Earned	Dividends Paid or Credited to Policyholders on Direct Business	Direct Unearned Premium Reserves	Direct Losses Paid (deducting salvage)	Direct Losses Incurred	Direct Losses Unpaid	Direct Defense and Cost Containment Expense Paid	Direct Defense and Cost Containment Expense Incurred	Direct Defense and Cost Containment Expense Unpaid	Commissions and Brokerage Expenses	Taxes, Licenses and Fees
1. Fire												
2.1 Allied lines												
2.2 Multiple peril crop												
2.3 Federal flood												
3. Farmowners multiple peril												
4. Homeowners multiple peril												
5.1 Commercial multiple peril (non-liability portion)												
5.2 Commercial multiple peril (liability portion)												
6. Mortgage guaranty												
8. Ocean marine												
9. Inland marine												
10. Financial guaranty												
11. Medical professional liability												
12. Earthquake												
13. Group accident and health (b)												
14. Credit A and H (group and individual)												
15.1 Collectively renewable A and H (b)												
15.2 Non-cancelable A and H (b)												
15.3 Guaranteed renewable A and H (b)												
15.4 Non-renewable for stated reasons only (b)												
15.5 Other accident only												
15.6 Medicare Title XVIII exempt from state taxes or fees												
15.7 All other A and H (b)												
15.8 Federal employees health benefits program premium (b)												
16. Workers' compensation												
17.1 Other liability - occurrence												
17.2 Other liability - claims-made												
17.3 Excess workers' compensation												
18. Products liability												
19.1 Private passenger auto no-fault (personal injury protection)												
19.2 Other private passenger auto liability												
19.3 Commercial auto no-fault (personal injury protection)												
19.4 Other commercial auto liability												
21.1 Private passenger auto physical damage												
21.2 Commercial auto physical damage												
22. Aircraft (all perils)												
23. Fidelity												
24. Surety												
26. Burglary and theft												
27. Boiler and machinery												
28. Credit												
30. Warranty												
34. Aggregate write-ins for other lines of business												
35. TOTALS (a)												
<b>19MN</b>												
<b>NONE</b>												
<b>DETAILS OF WRITE-INS</b>												
3401.												
3402.												
3403.												
3498. Summary of remaining write-ins for Line 34 from overflow page												
3499. Totals (Line 3401 through Line 3403 plus Line 3498) (Line 34 above)												

(a) Finance and service charges not included in Line 1 to Line 35 \$ .....  
 (b) For health business on indicated lines report: Number of persons insured under PPO managed care products ..... and number of persons insured under indemnity only products .....



**EXHIBIT OF PREMIUMS AND LOSSES (Statutory Page 14)**  
**BUSINESS IN THE STATE OF MISSISSIPPI DURING THE YEAR 2012**

Line of Business	Gross Premiums, Including Policy and Membership Fees, Less Return Premiums and Premiums on Policies not Taken		3 Dividends Paid or Credited to Policyholders on Direct Business	4 Direct Unearned Premium Reserves	5 Direct Losses Paid (deducting salvage)	6 Direct Losses Incurred	7 Direct Losses Unpaid	8 Direct Defense and Cost Containment Expense Paid	9 Direct Defense and Cost Containment Expense Incurred	10 Direct Defense and Cost Containment Expense Unpaid	11 Commissions and Brokerage Expenses	12 Taxes, Licenses and Fees
	1 Direct Premiums Written	2 Direct Premiums Earned										
1. Fire												
2.1 Allied lines												
2.2 Multiple peril crop												
2.3 Federal flood												
3. Farmowners multiple peril												
4. Homeowners multiple peril												
5.1 Commercial multiple peril (non-liability portion)												
5.2 Commercial multiple peril (liability portion)												
6. Mortgage guaranty												
8. Ocean marine												
9. Inland marine												
10. Financial guaranty												
11. Medical professional liability												
12. Earthquake												
13. Group accident and health (b)												
14. Credit A and H (group and individual)												
15.1 Collectively renewable A and H (b)												
15.2 Non-cancelable A and H (b)												
15.3 Guaranteed renewable A and H (b)												
15.4 Non-renewable for stated reasons only (b)												
15.5 Other accident only												
15.6 Medicare Title XVIII exempt from state taxes or fees												
15.7 All other A and H (b)												
15.8 Federal employees health benefits program premium (b)												
16. Workers' compensation												
17.1 Other liability - occurrence												
17.2 Other liability - claims-made												
17.3 Excess workers' compensation												
18. Products liability												
19.1 Private passenger auto no-fault (personal injury protection)												
19.2 Other private passenger auto liability												
19.3 Commercial auto no-fault (personal injury protection)												
19.4 Other commercial auto liability												
21.1 Private passenger auto physical damage												
21.2 Commercial auto physical damage												
22. Aircraft (all perils)												
23. Fidelity												
24. Surety												
26. Burglary and theft												
27. Boiler and machinery												
28. Credit												
30. Warranty												
34. Aggregate write-ins for other lines of business												
35. TOTALS (a)												
<b>NONE</b>												
<b>DETAILS OF WRITE-INS</b>												
3401.												
3402.												
3403.												
3498. Summary of remaining write-ins for Line 34 from overflow page												
3499. Totals (Line 3401 through Line 3403 plus Line 3498) (Line 34 above)												

19MS

(a) Finance and service charges not included in Line 1 to Line 35 \$ .....  
 (b) For health business on indicated lines report: Number of persons insured under PPO managed care products ..... and number of persons insured under indemnity only products .....



**EXHIBIT OF PREMIUMS AND LOSSES (Statutory Page 14)**  
**BUSINESS IN THE STATE OF MISSOURI DURING THE YEAR 2012**

Line of Business	Gross Premiums, Including Policy and Membership Fees, Less Return Premiums and Premiums on Policies not Taken		3	4	5	6	7	8	9	10	11	12
	1 Direct Premiums Written	2 Direct Premiums Earned	Dividends Paid or Credited to Policyholders on Direct Business	Direct Unearned Premium Reserves	Direct Losses Paid (deducting salvage)	Direct Losses Incurred	Direct Losses Unpaid	Direct Defense and Cost Containment Expense Paid	Direct Defense and Cost Containment Expense Incurred	Direct Defense and Cost Containment Expense Unpaid	Commissions and Brokerage Expenses	Taxes, Licenses and Fees
1. Fire												
2.1 Allied lines												
2.2 Multiple peril crop												
2.3 Federal flood												
3. Farmowners multiple peril												
4. Homeowners multiple peril												
5.1 Commercial multiple peril (non-liability portion)												
5.2 Commercial multiple peril (liability portion)												
6. Mortgage guaranty												
8. Ocean marine												
9. Inland marine												
10. Financial guaranty												
11. Medical professional liability												
12. Earthquake												
13. Group accident and health (b)												
14. Credit A and H (group and individual)												
15.1 Collectively renewable A and H (b)												
15.2 Non-cancelable A and H (b)												
15.3 Guaranteed renewable A and H (b)												
15.4 Non-renewable for stated reasons only (b)												
15.5 Other accident only												
15.6 Medicare Title XVIII exempt from state taxes or fees												
15.7 All other A and H (b)												
15.8 Federal employees health benefits program premium (b)												
16. Workers' compensation												
17.1 Other liability - occurrence												
17.2 Other liability - claims-made												
17.3 Excess workers' compensation												
18. Products liability												
19.1 Private passenger auto no-fault (personal injury protection)												
19.2 Other private passenger auto liability												
19.3 Commercial auto no-fault (personal injury protection)												
19.4 Other commercial auto liability												
21.1 Private passenger auto physical damage												
21.2 Commercial auto physical damage												
22. Aircraft (all perils)												
23. Fidelity												
24. Surety												
26. Burglary and theft												
27. Boiler and machinery												
28. Credit												
30. Warranty												
34. Aggregate write-ins for other lines of business												
35. TOTALS (a)												
<b>NONE</b>												
<b>DETAILS OF WRITE-INS</b>												
3401.												
3402.												
3403.												
3498. Summary of remaining write-ins for Line 34 from overflow page												
3499. Totals (Line 3401 through Line 3403 plus Line 3498) (Line 34 above)												

19MO

(a) Finance and service charges not included in Line 1 to Line 35 \$ .....  
 (b) For health business on indicated lines report: Number of persons insured under PPO managed care products ..... and number of persons insured under indemnity only products .....



**EXHIBIT OF PREMIUMS AND LOSSES (Statutory Page 14)**  
**BUSINESS IN THE STATE OF MONTANA DURING THE YEAR 2012**

Line of Business	Gross Premiums, Including Policy and Membership Fees, Less Return Premiums and Premiums on Policies not Taken		3	4	5	6	7	8	9	10	11	12
	1 Direct Premiums Written	2 Direct Premiums Earned	Dividends Paid or Credited to Policyholders on Direct Business	Direct Unearned Premium Reserves	Direct Losses Paid (deducting salvage)	Direct Losses Incurred	Direct Losses Unpaid	Direct Defense and Cost Containment Expense Paid	Direct Defense and Cost Containment Expense Incurred	Direct Defense and Cost Containment Expense Unpaid	Commissions and Brokerage Expenses	Taxes, Licenses and Fees
1. Fire												
2.1 Allied lines												
2.2 Multiple peril crop												
2.3 Federal flood												
3. Farmowners multiple peril												
4. Homeowners multiple peril												
5.1 Commercial multiple peril (non-liability portion)												
5.2 Commercial multiple peril (liability portion)												
6. Mortgage guaranty												
8. Ocean marine												
9. Inland marine												
10. Financial guaranty												
11. Medical professional liability												
12. Earthquake												
13. Group accident and health (b)												
14. Credit A and H (group and individual)												
15.1 Collectively renewable A and H (b)												
15.2 Non-cancelable A and H (b)												
15.3 Guaranteed renewable A and H (b)												
15.4 Non-renewable for stated reasons only (b)												
15.5 Other accident only												
15.6 Medicare Title XVIII exempt from state taxes or fees												
15.7 All other A and H (b)												
15.8 Federal employees health benefits program premium (b)												
16. Workers' compensation												
17.1 Other liability - occurrence												
17.2 Other liability - claims-made												
17.3 Excess workers' compensation												
18. Products liability												
19.1 Private passenger auto no-fault (personal injury protection)												
19.2 Other private passenger auto liability												
19.3 Commercial auto no-fault (personal injury protection)												
19.4 Other commercial auto liability												
21.1 Private passenger auto physical damage												
21.2 Commercial auto physical damage												
22. Aircraft (all perils)												
23. Fidelity												
24. Surety												
26. Burglary and theft												
27. Boiler and machinery												
28. Credit												
30. Warranty												
34. Aggregate write-ins for other lines of business												
35. TOTALS (a)												
<b>NONE</b>												
<b>DETAILS OF WRITE-INS</b>												
3401.												
3402.												
3403.												
3498. Summary of remaining write-ins for Line 34 from overflow page												
3499. Totals (Line 3401 through Line 3403 plus Line 3498) (Line 34 above)												

19MT

(a) Finance and service charges not included in Line 1 to Line 35 \$ .....  
 (b) For health business on indicated lines report: Number of persons insured under PPO managed care products ..... and number of persons insured under indemnity only products .....



**EXHIBIT OF PREMIUMS AND LOSSES (Statutory Page 14)**  
**BUSINESS IN THE STATE OF NEBRASKA DURING THE YEAR 2012**

Line of Business	Gross Premiums, Including Policy and Membership Fees, Less Return Premiums and Premiums on Policies not Taken		3 Dividends Paid or Credited to Policyholders on Direct Business	4 Direct Unearned Premium Reserves	5 Direct Losses Paid (deducting salvage)	6 Direct Losses Incurred	7 Direct Losses Unpaid	8 Direct Defense and Cost Containment Expense Paid	9 Direct Defense and Cost Containment Expense Incurred	10 Direct Defense and Cost Containment Expense Unpaid	11 Commissions and Brokerage Expenses	12 Taxes, Licenses and Fees
	1 Direct Premiums Written	2 Direct Premiums Earned										
1. Fire												
2.1 Allied lines												
2.2 Multiple peril crop												
2.3 Federal flood												
3. Farmowners multiple peril												
4. Homeowners multiple peril												
5.1 Commercial multiple peril (non-liability portion)												
5.2 Commercial multiple peril (liability portion)												
6. Mortgage guaranty												
8. Ocean marine												
9. Inland marine												
10. Financial guaranty												
11. Medical professional liability												
12. Earthquake												
13. Group accident and health (b)												
14. Credit A and H (group and individual)												
15.1 Collectively renewable A and H (b)												
15.2 Non-cancelable A and H (b)												
15.3 Guaranteed renewable A and H (b)												
15.4 Non-renewable for stated reasons only (b)												
15.5 Other accident only												
15.6 Medicare Title XVIII exempt from state taxes or fees												
15.7 All other A and H (b)												
15.8 Federal employees health benefits program premium (b)												
16. Workers' compensation												
17.1 Other liability - occurrence												
17.2 Other liability - claims-made												
17.3 Excess workers' compensation												
18. Products liability												
19.1 Private passenger auto no-fault (personal injury protection)												
19.2 Other private passenger auto liability												
19.3 Commercial auto no-fault (personal injury protection)												
19.4 Other commercial auto liability												
21.1 Private passenger auto physical damage												
21.2 Commercial auto physical damage												
22. Aircraft (all perils)												
23. Fidelity												
24. Surety												
26. Burglary and theft												
27. Boiler and machinery												
28. Credit												
30. Warranty												
34. Aggregate write-ins for other lines of business												
35. TOTALS (a)												
<b>NONE</b>												
<b>DETAILS OF WRITE-INS</b>												
3401.												
3402.												
3403.												
3498. Summary of remaining write-ins for Line 34 from overflow page												
3499. Totals (Line 3401 through Line 3403 plus Line 3498) (Line 34 above)												

19NE

(a) Finance and service charges not included in Line 1 to Line 35 \$ .....  
 (b) For health business on indicated lines report: Number of persons insured under PPO managed care products ..... and number of persons insured under indemnity only products .....



**EXHIBIT OF PREMIUMS AND LOSSES (Statutory Page 14)**  
**BUSINESS IN THE STATE OF NEVADA DURING THE YEAR 2012**

Line of Business	Gross Premiums, Including Policy and Membership Fees, Less Return Premiums and Premiums on Policies not Taken		3	4	5	6	7	8	9	10	11	12
	1 Direct Premiums Written	2 Direct Premiums Earned	Dividends Paid or Credited to Policyholders on Direct Business	Direct Unearned Premium Reserves	Direct Losses Paid (deducting salvage)	Direct Losses Incurred	Direct Losses Unpaid	Direct Defense and Cost Containment Expense Paid	Direct Defense and Cost Containment Expense Incurred	Direct Defense and Cost Containment Expense Unpaid	Commissions and Brokerage Expenses	Taxes, Licenses and Fees
1. Fire												
2.1 Allied lines												
2.2 Multiple peril crop												
2.3 Federal flood												
3. Farmowners multiple peril												
4. Homeowners multiple peril												
5.1 Commercial multiple peril (non-liability portion)												
5.2 Commercial multiple peril (liability portion)												
6. Mortgage guaranty												
8. Ocean marine												
9. Inland marine												
10. Financial guaranty												
11. Medical professional liability												
12. Earthquake												
13. Group accident and health (b)												
14. Credit A and H (group and individual)												
15.1 Collectively renewable A and H (b)												
15.2 Non-cancelable A and H (b)												
15.3 Guaranteed renewable A and H (b)												
15.4 Non-renewable for stated reasons only (b)												
15.5 Other accident only												
15.6 Medicare Title XVIII exempt from state taxes or fees												
15.7 All other A and H (b)												
15.8 Federal employees health benefits program premium (b)												
16. Workers' compensation												
17.1 Other liability - occurrence												
17.2 Other liability - claims-made												
17.3 Excess workers' compensation												
18. Products liability												
19.1 Private passenger auto no-fault (personal injury protection)												
19.2 Other private passenger auto liability												
19.3 Commercial auto no-fault (personal injury protection)												
19.4 Other commercial auto liability												
21.1 Private passenger auto physical damage												
21.2 Commercial auto physical damage												
22. Aircraft (all perils)												
23. Fidelity												
24. Surety												
26. Burglary and theft												
27. Boiler and machinery												
28. Credit												
30. Warranty												
34. Aggregate write-ins for other lines of business												
35. TOTALS (a)												
<b>NONE</b>												
<b>DETAILS OF WRITE-INS</b>												
3401.												
3402.												
3403.												
3498. Summary of remaining write-ins for Line 34 from overflow page												
3499. Totals (Line 3401 through Line 3403 plus Line 3498) (Line 34 above)												

19NV

(a) Finance and service charges not included in Line 1 to Line 35 \$ .....  
 (b) For health business on indicated lines report: Number of persons insured under PPO managed care products ..... and number of persons insured under indemnity only products .....



**EXHIBIT OF PREMIUMS AND LOSSES (Statutory Page 14)**  
**BUSINESS IN THE STATE OF NEW HAMPSHIRE DURING THE YEAR 2012**

Line of Business	Gross Premiums, Including Policy and Membership Fees, Less Return Premiums and Premiums on Policies not Taken		3	4	5	6	7	8	9	10	11	12
	1 Direct Premiums Written	2 Direct Premiums Earned	Dividends Paid or Credited to Policyholders on Direct Business	Direct Unearned Premium Reserves	Direct Losses Paid (deducting salvage)	Direct Losses Incurred	Direct Losses Unpaid	Direct Defense and Cost Containment Expense Paid	Direct Defense and Cost Containment Expense Incurred	Direct Defense and Cost Containment Expense Unpaid	Commissions and Brokerage Expenses	Taxes, Licenses and Fees
1. Fire												
2.1 Allied lines												
2.2 Multiple peril crop												
2.3 Federal flood												
3. Farmowners multiple peril												
4. Homeowners multiple peril												
5.1 Commercial multiple peril (non-liability portion)												
5.2 Commercial multiple peril (liability portion)												
6. Mortgage guaranty												
8. Ocean marine												
9. Inland marine												
10. Financial guaranty												
11. Medical professional liability												
12. Earthquake												
13. Group accident and health (b)												
14. Credit A and H (group and individual)												
15.1 Collectively renewable A and H (b)												
15.2 Non-cancelable A and H (b)												
15.3 Guaranteed renewable A and H (b)												
15.4 Non-renewable for stated reasons only (b)												
15.5 Other accident only												
15.6 Medicare Title XVIII exempt from state taxes or fees												
15.7 All other A and H (b)												
15.8 Federal employees health benefits program premium (b)												
16. Workers' compensation												
17.1 Other liability - occurrence												
17.2 Other liability - claims-made												
17.3 Excess workers' compensation												
18. Products liability												
19.1 Private passenger auto no-fault (personal injury protection)												
19.2 Other private passenger auto liability												
19.3 Commercial auto no-fault (personal injury protection)												
19.4 Other commercial auto liability												
21.1 Private passenger auto physical damage												
21.2 Commercial auto physical damage												
22. Aircraft (all perils)												
23. Fidelity												
24. Surety												
26. Burglary and theft												
27. Boiler and machinery												
28. Credit												
30. Warranty												
34. Aggregate write-ins for other lines of business												
35. TOTALS (a)												
<b>NONE</b>												
<b>DETAILS OF WRITE-INS</b>												
3401.												
3402.												
3403.												
3498. Summary of remaining write-ins for Line 34 from overflow page												
3499. Totals (Line 3401 through Line 3403 plus Line 3498) (Line 34 above)												

19NH

(a) Finance and service charges not included in Line 1 to Line 35 \$  
 (b) For health business on indicated lines report: Number of persons insured under PPO managed care products and number of persons insured under indemnity only products



**EXHIBIT OF PREMIUMS AND LOSSES (Statutory Page 14)**  
**BUSINESS IN THE STATE OF NEW JERSEY DURING THE YEAR 2012**

Line of Business	Gross Premiums, Including Policy and Membership Fees, Less Return Premiums and Premiums on Policies not Taken		3	4	5	6	7	8	9	10	11	12
	1 Direct Premiums Written	2 Direct Premiums Earned	Dividends Paid or Credited to Policyholders on Direct Business	Direct Unearned Premium Reserves	Direct Losses Paid (deducting salvage)	Direct Losses Incurred	Direct Losses Unpaid	Direct Defense and Cost Containment Expense Paid	Direct Defense and Cost Containment Expense Incurred	Direct Defense and Cost Containment Expense Unpaid	Commissions and Brokerage Expenses	Taxes, Licenses and Fees
1. Fire												
2.1 Allied lines												
2.2 Multiple peril crop												
2.3 Federal flood												
3. Farmowners multiple peril												
4. Homeowners multiple peril												
5.1 Commercial multiple peril (non-liability portion)												
5.2 Commercial multiple peril (liability portion)												
6. Mortgage guaranty												
8. Ocean marine												
9. Inland marine												
10. Financial guaranty												
11. Medical professional liability												
12. Earthquake												
13. Group accident and health (b)												
14. Credit A and H (group and individual)												
15.1 Collectively renewable A and H (b)												
15.2 Non-cancelable A and H (b)												
15.3 Guaranteed renewable A and H (b)												
15.4 Non-renewable for stated reasons only (b)												
15.5 Other accident only												
15.6 Medicare Title XVIII exempt from state taxes or fees												
15.7 All other A and H (b)												
15.8 Federal employees health benefits program premium (b)												
16. Workers' compensation												
17.1 Other liability - occurrence												
17.2 Other liability - claims-made												
17.3 Excess workers' compensation												
18. Products liability												
19.1 Private passenger auto no-fault (personal injury protection)												
19.2 Other private passenger auto liability												
19.3 Commercial auto no-fault (personal injury protection)												
19.4 Other commercial auto liability												
21.1 Private passenger auto physical damage												
21.2 Commercial auto physical damage												
22. Aircraft (all perils)												
23. Fidelity												
24. Surety												
26. Burglary and theft												
27. Boiler and machinery												
28. Credit												
30. Warranty												
34. Aggregate write-ins for other lines of business												
35. TOTALS (a)												
<b>NONE</b>												
<b>DETAILS OF WRITE-INS</b>												
3401.												
3402.												
3403.												
3498. Summary of remaining write-ins for Line 34 from overflow page												
3499. Totals (Line 3401 through Line 3403 plus Line 3498) (Line 34 above)												

19NU

(a) Finance and service charges not included in Line 1 to Line 35 \$ .....  
 (b) For health business on indicated lines report: Number of persons insured under PPO managed care products ..... and number of persons insured under indemnity only products .....



**EXHIBIT OF PREMIUMS AND LOSSES (Statutory Page 14)**  
**BUSINESS IN THE STATE OF NEW MEXICO DURING THE YEAR 2012**

Line of Business	Gross Premiums, Including Policy and Membership Fees, Less Return Premiums and Premiums on Policies not Taken		3 Dividends Paid or Credited to Policyholders on Direct Business	4 Direct Unearned Premium Reserves	5 Direct Losses Paid (deducting salvage)	6 Direct Losses Incurred	7 Direct Losses Unpaid	8 Direct Defense and Cost Containment Expense Paid	9 Direct Defense and Cost Containment Expense Incurred	10 Direct Defense and Cost Containment Expense Unpaid	11 Commissions and Brokerage Expenses	12 Taxes, Licenses and Fees
	1 Direct Premiums Written	2 Direct Premiums Earned										
1. Fire												
2.1 Allied lines												
2.2 Multiple peril crop												
2.3 Federal flood												
3. Farmowners multiple peril												
4. Homeowners multiple peril												
5.1 Commercial multiple peril (non-liability portion)												
5.2 Commercial multiple peril (liability portion)												
6. Mortgage guaranty												
8. Ocean marine												
9. Inland marine												
10. Financial guaranty												
11. Medical professional liability												
12. Earthquake												
13. Group accident and health (b)												
14. Credit A and H (group and individual)												
15.1 Collectively renewable A and H (b)												
15.2 Non-cancelable A and H (b)												
15.3 Guaranteed renewable A and H (b)												
15.4 Non-renewable for stated reasons only (b)												
15.5 Other accident only												
15.6 Medicare Title XVIII exempt from state taxes or fees												
15.7 All other A and H (b)												
15.8 Federal employees health benefits program premium (b)												
16. Workers' compensation												
17.1 Other liability - occurrence												
17.2 Other liability - claims-made												
17.3 Excess workers' compensation												
18. Products liability												
19.1 Private passenger auto no-fault (personal injury protection)												
19.2 Other private passenger auto liability												
19.3 Commercial auto no-fault (personal injury protection)												
19.4 Other commercial auto liability												
21.1 Private passenger auto physical damage												
21.2 Commercial auto physical damage												
22. Aircraft (all perils)												
23. Fidelity												
24. Surety												
26. Burglary and theft												
27. Boiler and machinery												
28. Credit												
30. Warranty												
34. Aggregate write-ins for other lines of business												
35. TOTALS (a)												
<b>NONE</b>												
<b>DETAILS OF WRITE-INS</b>												
3401.												
3402.												
3403.												
3498. Summary of remaining write-ins for Line 34 from overflow page												
3499. Totals (Line 3401 through Line 3403 plus Line 3498) (Line 34 above)												

19NM

(a) Finance and service charges not included in Line 1 to Line 35 \$ .....  
 (b) For health business on indicated lines report: Number of persons insured under PPO managed care products ..... and number of persons insured under indemnity only products .....



**EXHIBIT OF PREMIUMS AND LOSSES (Statutory Page 14)**  
**BUSINESS IN THE STATE OF NEW YORK DURING THE YEAR 2012**

Line of Business	Gross Premiums, Including Policy and Membership Fees, Less Return Premiums and Premiums on Policies not Taken		3	4	5	6	7	8	9	10	11	12
	1 Direct Premiums Written	2 Direct Premiums Earned	Dividends Paid or Credited to Policyholders on Direct Business	Direct Unearned Premium Reserves	Direct Losses Paid (deducting salvage)	Direct Losses Incurred	Direct Losses Unpaid	Direct Defense and Cost Containment Expense Paid	Direct Defense and Cost Containment Expense Incurred	Direct Defense and Cost Containment Expense Unpaid	Commissions and Brokerage Expenses	Taxes, Licenses and Fees
1. Fire												
2.1 Allied lines												
2.2 Multiple peril crop												
2.3 Federal flood												
3. Farmowners multiple peril												
4. Homeowners multiple peril												
5.1 Commercial multiple peril (non-liability portion)												
5.2 Commercial multiple peril (liability portion)												
6. Mortgage guaranty												
8. Ocean marine												
9. Inland marine												
10. Financial guaranty												
11. Medical professional liability												
12. Earthquake												
13. Group accident and health (b)												
14. Credit A and H (group and individual)												
15.1 Collectively renewable A and H (b)												
15.2 Non-cancelable A and H (b)												
15.3 Guaranteed renewable A and H (b)												
15.4 Non-renewable for stated reasons only (b)												
15.5 Other accident only												
15.6 Medicare Title XVIII exempt from state taxes or fees												
15.7 All other A and H (b)												
15.8 Federal employees health benefits program premium (b)												
16. Workers' compensation												
17.1 Other liability - occurrence												
17.2 Other liability - claims-made												
17.3 Excess workers' compensation												
18. Products liability												
19.1 Private passenger auto no-fault (personal injury protection)												
19.2 Other private passenger auto liability												
19.3 Commercial auto no-fault (personal injury protection)												
19.4 Other commercial auto liability												
21.1 Private passenger auto physical damage												
21.2 Commercial auto physical damage												
22. Aircraft (all perils)												
23. Fidelity												
24. Surety												
26. Burglary and theft												
27. Boiler and machinery												
28. Credit												
30. Warranty												
34. Aggregate write-ins for other lines of business												
35. TOTALS (a)												
<b>NONE</b>												
<b>DETAILS OF WRITE-INS</b>												
3401.												
3402.												
3403.												
3498. Summary of remaining write-ins for Line 34 from overflow page												
3499. Totals (Line 3401 through Line 3403 plus Line 3498) (Line 34 above)												

19NY

(a) Finance and service charges not included in Line 1 to Line 35 \$ .....  
 (b) For health business on indicated lines report: Number of persons insured under PPO managed care products ..... and number of persons insured under indemnity only products .....



**EXHIBIT OF PREMIUMS AND LOSSES (Statutory Page 14)**  
**BUSINESS IN THE STATE OF NORTH CAROLINA DURING THE YEAR 2012**

Line of Business	Gross Premiums, Including Policy and Membership Fees, Less Return Premiums and Premiums on Policies not Taken		3	4	5	6	7	8	9	10	11	12
	1 Direct Premiums Written	2 Direct Premiums Earned	Dividends Paid or Credited to Policyholders on Direct Business	Direct Unearned Premium Reserves	Direct Losses Paid (deducting salvage)	Direct Losses Incurred	Direct Losses Unpaid	Direct Defense and Cost Containment Expense Paid	Direct Defense and Cost Containment Expense Incurred	Direct Defense and Cost Containment Expense Unpaid	Commissions and Brokerage Expenses	Taxes, Licenses and Fees
1. Fire												
2.1 Allied lines												
2.2 Multiple peril crop												
2.3 Federal flood												
3. Farmowners multiple peril												
4. Homeowners multiple peril												
5.1 Commercial multiple peril (non-liability portion)												
5.2 Commercial multiple peril (liability portion)												
6. Mortgage guaranty												
8. Ocean marine												
9. Inland marine												
10. Financial guaranty												
11. Medical professional liability												
12. Earthquake												
13. Group accident and health (b)												
14. Credit A and H (group and individual)												
15.1 Collectively renewable A and H (b)												
15.2 Non-cancelable A and H (b)												
15.3 Guaranteed renewable A and H (b)												
15.4 Non-renewable for stated reasons only (b)												
15.5 Other accident only												
15.6 Medicare Title XVIII exempt from state taxes or fees												
15.7 All other A and H (b)												
15.8 Federal employees health benefits program premium (b)												
16. Workers' compensation												
17.1 Other liability - occurrence												
17.2 Other liability - claims-made												
17.3 Excess workers' compensation												
18. Products liability												
19.1 Private passenger auto no-fault (personal injury protection)												
19.2 Other private passenger auto liability												
19.3 Commercial auto no-fault (personal injury protection)												
19.4 Other commercial auto liability												
21.1 Private passenger auto physical damage												
21.2 Commercial auto physical damage												
22. Aircraft (all perils)												
23. Fidelity												
24. Surety												
26. Burglary and theft												
27. Boiler and machinery												
28. Credit												
30. Warranty												
34. Aggregate write-ins for other lines of business												
35. TOTALS (a)												
<b>DETAILS OF WRITE-INS</b>												
3401.												
3402.												
3403.												
3498. Summary of remaining write-ins for Line 34 from overflow page												
3499. Totals (Line 3401 through Line 3403 plus Line 3498) (Line 34 above)												

**NONE**

19NC

(a) Finance and service charges not included in Line 1 to Line 35 \$ .....  
 (b) For health business on indicated lines report: Number of persons insured under PPO managed care products ..... and number of persons insured under indemnity only products .....



**EXHIBIT OF PREMIUMS AND LOSSES (Statutory Page 14)**  
**BUSINESS IN THE STATE OF NORTH DAKOTA DURING THE YEAR 2012**

Line of Business	Gross Premiums, Including Policy and Membership Fees, Less Return Premiums and Premiums on Policies not Taken		3	4	5	6	7	8	9	10	11	12
	1 Direct Premiums Written	2 Direct Premiums Earned	Dividends Paid or Credited to Policyholders on Direct Business	Direct Unearned Premium Reserves	Direct Losses Paid (deducting salvage)	Direct Losses Incurred	Direct Losses Unpaid	Direct Defense and Cost Containment Expense Paid	Direct Defense and Cost Containment Expense Incurred	Direct Defense and Cost Containment Expense Unpaid	Commissions and Brokerage Expenses	Taxes, Licenses and Fees
1. Fire												
2.1 Allied lines												
2.2 Multiple peril crop												
2.3 Federal flood												
3. Farmowners multiple peril												
4. Homeowners multiple peril												
5.1 Commercial multiple peril (non-liability portion)												
5.2 Commercial multiple peril (liability portion)												
6. Mortgage guaranty												
8. Ocean marine												
9. Inland marine												
10. Financial guaranty												
11. Medical professional liability												
12. Earthquake												
13. Group accident and health (b)												
14. Credit A and H (group and individual)												
15.1 Collectively renewable A and H (b)												
15.2 Non-cancelable A and H (b)												
15.3 Guaranteed renewable A and H (b)												
15.4 Non-renewable for stated reasons only (b)												
15.5 Other accident only												
15.6 Medicare Title XVIII exempt from state taxes or fees												
15.7 All other A and H (b)												
15.8 Federal employees health benefits program premium (b)												
16. Workers' compensation												
17.1 Other liability - occurrence												
17.2 Other liability - claims-made												
17.3 Excess workers' compensation												
18. Products liability												
19.1 Private passenger auto no-fault (personal injury protection)												
19.2 Other private passenger auto liability												
19.3 Commercial auto no-fault (personal injury protection)												
19.4 Other commercial auto liability												
21.1 Private passenger auto physical damage												
21.2 Commercial auto physical damage												
22. Aircraft (all perils)												
23. Fidelity												
24. Surety												
26. Burglary and theft												
27. Boiler and machinery												
28. Credit												
30. Warranty												
34. Aggregate write-ins for other lines of business												
35. TOTALS (a)												
<b>NONE</b>												
<b>DETAILS OF WRITE-INS</b>												
3401.												
3402.												
3403.												
3498. Summary of remaining write-ins for Line 34 from overflow page												
3499. Totals (Line 3401 through Line 3403 plus Line 3498) (Line 34 above)												

19ND

(a) Finance and service charges not included in Line 1 to Line 35 \$ .....  
 (b) For health business on indicated lines report: Number of persons insured under PPO managed care products ..... and number of persons insured under indemnity only products .....



**EXHIBIT OF PREMIUMS AND LOSSES (Statutory Page 14)**  
**BUSINESS IN THE STATE OF OHIO DURING THE YEAR 2012**

Line of Business	Gross Premiums, Including Policy and Membership Fees, Less Return Premiums and Premiums on Policies not Taken		3 Dividends Paid or Credited to Policyholders on Direct Business	4 Direct Unearned Premium Reserves	5 Direct Losses Paid (deducting salvage)	6 Direct Losses Incurred	7 Direct Losses Unpaid	8 Direct Defense and Cost Containment Expense Paid	9 Direct Defense and Cost Containment Expense Incurred	10 Direct Defense and Cost Containment Expense Unpaid	11 Commissions and Brokerage Expenses	12 Taxes, Licenses and Fees
	1 Direct Premiums Written	2 Direct Premiums Earned										
1. Fire												
2.1 Allied lines												
2.2 Multiple peril crop												
2.3 Federal flood												
3. Farmowners multiple peril												
4. Homeowners multiple peril												
5.1 Commercial multiple peril (non-liability portion)												
5.2 Commercial multiple peril (liability portion)												
6. Mortgage guaranty												
8. Ocean marine												
9. Inland marine												
10. Financial guaranty												
11. Medical professional liability												
12. Earthquake												
13. Group accident and health (b)												
14. Credit A and H (group and individual)												
15.1 Collectively renewable A and H (b)												
15.2 Non-cancelable A and H (b)												
15.3 Guaranteed renewable A and H (b)												
15.4 Non-renewable for stated reasons only (b)												
15.5 Other accident only												
15.6 Medicare Title XVIII exempt from state taxes or fees												
15.7 All other A and H (b)												
15.8 Federal employees health benefits program premium (b)												
16. Workers' compensation												
17.1 Other liability - occurrence	104,634	79,083			40,000	28,198	45,000					
17.2 Other liability - claims-made	6,368,159	6,268,914			2,413,196	1,755,926	5,336,052					
17.3 Excess workers' compensation												
18. Products liability												
19.1 Private passenger auto no-fault (personal injury protection)												
19.2 Other private passenger auto liability												
19.3 Commercial auto no-fault (personal injury protection)												
19.4 Other commercial auto liability												
21.1 Private passenger auto physical damage												
21.2 Commercial auto physical damage												
22. Aircraft (all perils)												
23. Fidelity												
24. Surety												
26. Burglary and theft												
27. Boiler and machinery												
28. Credit												
30. Warranty												
34. Aggregate write-ins for other lines of business												
35. TOTALS (a)	6,472,793	6,347,997			2,453,196	1,784,124	5,381,052					
<b>DETAILS OF WRITE-INS</b>												
3401.												
3402.												
3403.												
3498. Summary of remaining write-ins for Line 34 from overflow page												
3499. Totals (Line 3401 through Line 3403 plus Line 3498) (Line 34 above)												

190H

(a) Finance and service charges not included in Line 1 to Line 35 \$  
 (b) For health business on indicated lines report: Number of persons insured under PPO managed care products and number of persons insured under indemnity only products



**EXHIBIT OF PREMIUMS AND LOSSES (Statutory Page 14)**  
**BUSINESS IN THE STATE OF OKLAHOMA DURING THE YEAR 2012**

Line of Business	Gross Premiums, Including Policy and Membership Fees, Less Return Premiums and Premiums on Policies not Taken		3	4	5	6	7	8	9	10	11	12
	1 Direct Premiums Written	2 Direct Premiums Earned	Dividends Paid or Credited to Policyholders on Direct Business	Direct Unearned Premium Reserves	Direct Losses Paid (deducting salvage)	Direct Losses Incurred	Direct Losses Unpaid	Direct Defense and Cost Containment Expense Paid	Direct Defense and Cost Containment Expense Incurred	Direct Defense and Cost Containment Expense Unpaid	Commissions and Brokerage Expenses	Taxes, Licenses and Fees
1. Fire												
2.1 Allied lines												
2.2 Multiple peril crop												
2.3 Federal flood												
3. Farmowners multiple peril												
4. Homeowners multiple peril												
5.1 Commercial multiple peril (non-liability portion)												
5.2 Commercial multiple peril (liability portion)												
6. Mortgage guaranty												
8. Ocean marine												
9. Inland marine												
10. Financial guaranty												
11. Medical professional liability												
12. Earthquake												
13. Group accident and health (b)												
14. Credit A and H (group and individual)												
15.1 Collectively renewable A and H (b)												
15.2 Non-cancelable A and H (b)												
15.3 Guaranteed renewable A and H (b)												
15.4 Non-renewable for stated reasons only (b)												
15.5 Other accident only												
15.6 Medicare Title XVIII exempt from state taxes or fees												
15.7 All other A and H (b)												
15.8 Federal employees health benefits program premium (b)												
16. Workers' compensation												
17.1 Other liability - occurrence												
17.2 Other liability - claims-made												
17.3 Excess workers' compensation												
18. Products liability												
19.1 Private passenger auto no-fault (personal injury protection)												
19.2 Other private passenger auto liability												
19.3 Commercial auto no-fault (personal injury protection)												
19.4 Other commercial auto liability												
21.1 Private passenger auto physical damage												
21.2 Commercial auto physical damage												
22. Aircraft (all perils)												
23. Fidelity												
24. Surety												
26. Burglary and theft												
27. Boiler and machinery												
28. Credit												
30. Warranty												
34. Aggregate write-ins for other lines of business												
35. TOTALS (a)												
<b>NONE</b>												
<b>DETAILS OF WRITE-INS</b>												
3401.												
3402.												
3403.												
3498. Summary of remaining write-ins for Line 34 from overflow page												
3499. Totals (Line 3401 through Line 3403 plus Line 3498) (Line 34 above)												

190K

(a) Finance and service charges not included in Line 1 to Line 35 \$ .....  
 (b) For health business on indicated lines report: Number of persons insured under PPO managed care products ..... and number of persons insured under indemnity only products .....



**EXHIBIT OF PREMIUMS AND LOSSES (Statutory Page 14)**  
**BUSINESS IN THE STATE OF OREGON DURING THE YEAR 2012**

Line of Business	Gross Premiums, Including Policy and Membership Fees, Less Return Premiums and Premiums on Policies not Taken		3	4	5	6	7	8	9	10	11	12
	1 Direct Premiums Written	2 Direct Premiums Earned	Dividends Paid or Credited to Policyholders on Direct Business	Direct Unearned Premium Reserves	Direct Losses Paid (deducting salvage)	Direct Losses Incurred	Direct Losses Unpaid	Direct Defense and Cost Containment Expense Paid	Direct Defense and Cost Containment Expense Incurred	Direct Defense and Cost Containment Expense Unpaid	Commissions and Brokerage Expenses	Taxes, Licenses and Fees
1. Fire												
2.1 Allied lines												
2.2 Multiple peril crop												
2.3 Federal flood												
3. Farmowners multiple peril												
4. Homeowners multiple peril												
5.1 Commercial multiple peril (non-liability portion)												
5.2 Commercial multiple peril (liability portion)												
6. Mortgage guaranty												
8. Ocean marine												
9. Inland marine												
10. Financial guaranty												
11. Medical professional liability												
12. Earthquake												
13. Group accident and health (b)												
14. Credit A and H (group and individual)												
15.1 Collectively renewable A and H (b)												
15.2 Non-cancelable A and H (b)												
15.3 Guaranteed renewable A and H (b)												
15.4 Non-renewable for stated reasons only (b)												
15.5 Other accident only												
15.6 Medicare Title XVIII exempt from state taxes or fees												
15.7 All other A and H (b)												
15.8 Federal employees health benefits program premium (b)												
16. Workers' compensation												
17.1 Other liability - occurrence												
17.2 Other liability - claims-made												
17.3 Excess workers' compensation												
18. Products liability												
19.1 Private passenger auto no-fault (personal injury protection)												
19.2 Other private passenger auto liability												
19.3 Commercial auto no-fault (personal injury protection)												
19.4 Other commercial auto liability												
21.1 Private passenger auto physical damage												
21.2 Commercial auto physical damage												
22. Aircraft (all perils)												
23. Fidelity												
24. Surety												
26. Burglary and theft												
27. Boiler and machinery												
28. Credit												
30. Warranty												
34. Aggregate write-ins for other lines of business												
35. TOTALS (a)												
<b>NONE</b>												
<b>DETAILS OF WRITE-INS</b>												
3401.												
3402.												
3403.												
3498. Summary of remaining write-ins for Line 34 from overflow page												
3499. Totals (Line 3401 through Line 3403 plus Line 3498) (Line 34 above)												

190R

(a) Finance and service charges not included in Line 1 to Line 35 \$ .....  
 (b) For health business on indicated lines report: Number of persons insured under PPO managed care products ..... and number of persons insured under indemnity only products .....



**EXHIBIT OF PREMIUMS AND LOSSES (Statutory Page 14)**  
**BUSINESS IN THE STATE OF PENNSYLVANIA DURING THE YEAR 2012**

Line of Business	Gross Premiums, Including Policy and Membership Fees, Less Return Premiums and Premiums on Policies not Taken		3	4	5	6	7	8	9	10	11	12
	1 Direct Premiums Written	2 Direct Premiums Earned	Dividends Paid or Credited to Policyholders on Direct Business	Direct Unearned Premium Reserves	Direct Losses Paid (deducting salvage)	Direct Losses Incurred	Direct Losses Unpaid	Direct Defense and Cost Containment Expense Paid	Direct Defense and Cost Containment Expense Incurred	Direct Defense and Cost Containment Expense Unpaid	Commissions and Brokerage Expenses	Taxes, Licenses and Fees
1. Fire												
2.1 Allied lines												
2.2 Multiple peril crop												
2.3 Federal flood												
3. Farmowners multiple peril												
4. Homeowners multiple peril												
5.1 Commercial multiple peril (non-liability portion)												
5.2 Commercial multiple peril (liability portion)												
6. Mortgage guaranty												
8. Ocean marine												
9. Inland marine												
10. Financial guaranty												
11. Medical professional liability												
12. Earthquake												
13. Group accident and health (b)												
14. Credit A and H (group and individual)												
15.1 Collectively renewable A and H (b)												
15.2 Non-cancelable A and H (b)												
15.3 Guaranteed renewable A and H (b)												
15.4 Non-renewable for stated reasons only (b)												
15.5 Other accident only												
15.6 Medicare Title XVIII exempt from state taxes or fees												
15.7 All other A and H (b)												
15.8 Federal employees health benefits program premium (b)												
16. Workers' compensation												
17.1 Other liability - occurrence												
17.2 Other liability - claims-made												
17.3 Excess workers' compensation												
18. Products liability												
19.1 Private passenger auto no-fault (personal injury protection)												
19.2 Other private passenger auto liability												
19.3 Commercial auto no-fault (personal injury protection)												
19.4 Other commercial auto liability												
21.1 Private passenger auto physical damage												
21.2 Commercial auto physical damage												
22. Aircraft (all perils)												
23. Fidelity												
24. Surety												
26. Burglary and theft												
27. Boiler and machinery												
28. Credit												
30. Warranty												
34. Aggregate write-ins for other lines of business												
35. TOTALS (a)												
<b>NONE</b>												
<b>DETAILS OF WRITE-INS</b>												
3401.												
3402.												
3403.												
3498. Summary of remaining write-ins for Line 34 from overflow page												
3499. Totals (Line 3401 through Line 3403 plus Line 3498) (Line 34 above)												

19PA

(a) Finance and service charges not included in Line 1 to Line 35 \$ .....  
 (b) For health business on indicated lines report: Number of persons insured under PPO managed care products ..... and number of persons insured under indemnity only products .....



**EXHIBIT OF PREMIUMS AND LOSSES (Statutory Page 14)**  
**BUSINESS IN THE STATE OF RHODE ISLAND DURING THE YEAR 2012**

Line of Business	Gross Premiums, Including Policy and Membership Fees, Less Return Premiums and Premiums on Policies not Taken		3 Dividends Paid or Credited to Policyholders on Direct Business	4 Direct Unearned Premium Reserves	5 Direct Losses Paid (deducting salvage)	6 Direct Losses Incurred	7 Direct Losses Unpaid	8 Direct Defense and Cost Containment Expense Paid	9 Direct Defense and Cost Containment Expense Incurred	10 Direct Defense and Cost Containment Expense Unpaid	11 Commissions and Brokerage Expenses	12 Taxes, Licenses and Fees
	1 Direct Premiums Written	2 Direct Premiums Earned										
1. Fire												
2.1 Allied lines												
2.2 Multiple peril crop												
2.3 Federal flood												
3. Farmowners multiple peril												
4. Homeowners multiple peril												
5.1 Commercial multiple peril (non-liability portion)												
5.2 Commercial multiple peril (liability portion)												
6. Mortgage guaranty												
8. Ocean marine												
9. Inland marine												
10. Financial guaranty												
11. Medical professional liability												
12. Earthquake												
13. Group accident and health (b)												
14. Credit A and H (group and individual)												
15.1 Collectively renewable A and H (b)												
15.2 Non-cancelable A and H (b)												
15.3 Guaranteed renewable A and H (b)												
15.4 Non-renewable for stated reasons only (b)												
15.5 Other accident only												
15.6 Medicare Title XVIII exempt from state taxes or fees												
15.7 All other A and H (b)												
15.8 Federal employees health benefits program premium (b)												
16. Workers' compensation												
17.1 Other liability - occurrence												
17.2 Other liability - claims-made												
17.3 Excess workers' compensation												
18. Products liability												
19.1 Private passenger auto no-fault (personal injury protection)												
19.2 Other private passenger auto liability												
19.3 Commercial auto no-fault (personal injury protection)												
19.4 Other commercial auto liability												
21.1 Private passenger auto physical damage												
21.2 Commercial auto physical damage												
22. Aircraft (all perils)												
23. Fidelity												
24. Surety												
26. Burglary and theft												
27. Boiler and machinery												
28. Credit												
30. Warranty												
34. Aggregate write-ins for other lines of business												
35. TOTALS (a)												
<b>DETAILS OF WRITE-INS</b>												
3401.												
3402.												
3403.												
3498. Summary of remaining write-ins for Line 34 from overflow page												
3499. Totals (Line 3401 through Line 3403 plus Line 3498) (Line 34 above)												

**NONE**

19RI

(a) Finance and service charges not included in Line 1 to Line 35 \$ .....  
 (b) For health business on indicated lines report: Number of persons insured under PPO managed care products ..... and number of persons insured under indemnity only products .....



**EXHIBIT OF PREMIUMS AND LOSSES (Statutory Page 14)**  
**BUSINESS IN THE STATE OF SOUTH CAROLINA DURING THE YEAR 2012**

Line of Business	Gross Premiums, Including Policy and Membership Fees, Less Return Premiums and Premiums on Policies not Taken		3	4	5	6	7	8	9	10	11	12
	1 Direct Premiums Written	2 Direct Premiums Earned	Dividends Paid or Credited to Policyholders on Direct Business	Direct Unearned Premium Reserves	Direct Losses Paid (deducting salvage)	Direct Losses Incurred	Direct Losses Unpaid	Direct Defense and Cost Containment Expense Paid	Direct Defense and Cost Containment Expense Incurred	Direct Defense and Cost Containment Expense Unpaid	Commissions and Brokerage Expenses	Taxes, Licenses and Fees
1. Fire												
2.1 Allied lines												
2.2 Multiple peril crop												
2.3 Federal flood												
3. Farmowners multiple peril												
4. Homeowners multiple peril												
5.1 Commercial multiple peril (non-liability portion)												
5.2 Commercial multiple peril (liability portion)												
6. Mortgage guaranty												
8. Ocean marine												
9. Inland marine												
10. Financial guaranty												
11. Medical professional liability												
12. Earthquake												
13. Group accident and health (b)												
14. Credit A and H (group and individual)												
15.1 Collectively renewable A and H (b)												
15.2 Non-cancelable A and H (b)												
15.3 Guaranteed renewable A and H (b)												
15.4 Non-renewable for stated reasons only (b)												
15.5 Other accident only												
15.6 Medicare Title XVIII exempt from state taxes or fees												
15.7 All other A and H (b)												
15.8 Federal employees health benefits program premium (b)												
16. Workers' compensation												
17.1 Other liability - occurrence												
17.2 Other liability - claims-made												
17.3 Excess workers' compensation												
18. Products liability												
19.1 Private passenger auto no-fault (personal injury protection)												
19.2 Other private passenger auto liability												
19.3 Commercial auto no-fault (personal injury protection)												
19.4 Other commercial auto liability												
21.1 Private passenger auto physical damage												
21.2 Commercial auto physical damage												
22. Aircraft (all perils)												
23. Fidelity												
24. Surety												
26. Burglary and theft												
27. Boiler and machinery												
28. Credit												
30. Warranty												
34. Aggregate write-ins for other lines of business												
35. TOTALS (a)												
<b>NONE</b>												
<b>DETAILS OF WRITE-INS</b>												
3401.												
3402.												
3403.												
3498. Summary of remaining write-ins for Line 34 from overflow page												
3499. Totals (Line 3401 through Line 3403 plus Line 3498) (Line 34 above)												

195C

(a) Finance and service charges not included in Line 1 to Line 35 \$ .....  
 (b) For health business on indicated lines report: Number of persons insured under PPO managed care products ..... and number of persons insured under indemnity only products .....



**EXHIBIT OF PREMIUMS AND LOSSES (Statutory Page 14)**  
**BUSINESS IN THE STATE OF SOUTH DAKOTA DURING THE YEAR 2012**

Line of Business	Gross Premiums, Including Policy and Membership Fees, Less Return Premiums and Premiums on Policies not Taken		3	4	5	6	7	8	9	10	11	12
	1 Direct Premiums Written	2 Direct Premiums Earned	Dividends Paid or Credited to Policyholders on Direct Business	Direct Unearned Premium Reserves	Direct Losses Paid (deducting salvage)	Direct Losses Incurred	Direct Losses Unpaid	Direct Defense and Cost Containment Expense Paid	Direct Defense and Cost Containment Expense Incurred	Direct Defense and Cost Containment Expense Unpaid	Commissions and Brokerage Expenses	Taxes, Licenses and Fees
1. Fire												
2.1 Allied lines												
2.2 Multiple peril crop												
2.3 Federal flood												
3. Farmowners multiple peril												
4. Homeowners multiple peril												
5.1 Commercial multiple peril (non-liability portion)												
5.2 Commercial multiple peril (liability portion)												
6. Mortgage guaranty												
8. Ocean marine												
9. Inland marine												
10. Financial guaranty												
11. Medical professional liability												
12. Earthquake												
13. Group accident and health (b)												
14. Credit A and H (group and individual)												
15.1 Collectively renewable A and H (b)												
15.2 Non-cancelable A and H (b)												
15.3 Guaranteed renewable A and H (b)												
15.4 Non-renewable for stated reasons only (b)												
15.5 Other accident only												
15.6 Medicare Title XVIII exempt from state taxes or fees												
15.7 All other A and H (b)												
15.8 Federal employees health benefits program premium (b)												
16. Workers' compensation												
17.1 Other liability - occurrence												
17.2 Other liability - claims-made												
17.3 Excess workers' compensation												
18. Products liability												
19.1 Private passenger auto no-fault (personal injury protection)												
19.2 Other private passenger auto liability												
19.3 Commercial auto no-fault (personal injury protection)												
19.4 Other commercial auto liability												
21.1 Private passenger auto physical damage												
21.2 Commercial auto physical damage												
22. Aircraft (all perils)												
23. Fidelity												
24. Surety												
26. Burglary and theft												
27. Boiler and machinery												
28. Credit												
30. Warranty												
34. Aggregate write-ins for other lines of business												
35. TOTALS (a)												
<b>NONE</b>												
<b>DETAILS OF WRITE-INS</b>												
3401.												
3402.												
3403.												
3498. Summary of remaining write-ins for Line 34 from overflow page												
3499. Totals (Line 3401 through Line 3403 plus Line 3498) (Line 34 above)												

19SD

(a) Finance and service charges not included in Line 1 to Line 35 \$ .....  
 (b) For health business on indicated lines report: Number of persons insured under PPO managed care products ..... and number of persons insured under indemnity only products .....



**EXHIBIT OF PREMIUMS AND LOSSES (Statutory Page 14)**  
**BUSINESS IN THE STATE OF TENNESSEE DURING THE YEAR 2012**

Line of Business	Gross Premiums, Including Policy and Membership Fees, Less Return Premiums and Premiums on Policies not Taken		3	4	5	6	7	8	9	10	11	12
	1 Direct Premiums Written	2 Direct Premiums Earned	Dividends Paid or Credited to Policyholders on Direct Business	Direct Unearned Premium Reserves	Direct Losses Paid (deducting salvage)	Direct Losses Incurred	Direct Losses Unpaid	Direct Defense and Cost Containment Expense Paid	Direct Defense and Cost Containment Expense Incurred	Direct Defense and Cost Containment Expense Unpaid	Commissions and Brokerage Expenses	Taxes, Licenses and Fees
1. Fire												
2.1 Allied lines												
2.2 Multiple peril crop												
2.3 Federal flood												
3. Farmowners multiple peril												
4. Homeowners multiple peril												
5.1 Commercial multiple peril (non-liability portion)												
5.2 Commercial multiple peril (liability portion)												
6. Mortgage guaranty												
8. Ocean marine												
9. Inland marine												
10. Financial guaranty												
11. Medical professional liability												
12. Earthquake												
13. Group accident and health (b)												
14. Credit A and H (group and individual)												
15.1 Collectively renewable A and H (b)												
15.2 Non-cancelable A and H (b)												
15.3 Guaranteed renewable A and H (b)												
15.4 Non-renewable for stated reasons only (b)												
15.5 Other accident only												
15.6 Medicare Title XVIII exempt from state taxes or fees												
15.7 All other A and H (b)												
15.8 Federal employees health benefits program premium (b)												
16. Workers' compensation												
17.1 Other liability - occurrence												
17.2 Other liability - claims-made												
17.3 Excess workers' compensation												
18. Products liability												
19.1 Private passenger auto no-fault (personal injury protection)												
19.2 Other private passenger auto liability												
19.3 Commercial auto no-fault (personal injury protection)												
19.4 Other commercial auto liability												
21.1 Private passenger auto physical damage												
21.2 Commercial auto physical damage												
22. Aircraft (all perils)												
23. Fidelity												
24. Surety												
26. Burglary and theft												
27. Boiler and machinery												
28. Credit												
30. Warranty												
34. Aggregate write-ins for other lines of business												
35. TOTALS (a)												
<b>NONE</b>												
<b>DETAILS OF WRITE-INS</b>												
3401.												
3402.												
3403.												
3498. Summary of remaining write-ins for Line 34 from overflow page												
3499. Totals (Line 3401 through Line 3403 plus Line 3498) (Line 34 above)												

19TN

(a) Finance and service charges not included in Line 1 to Line 35 \$ .....  
 (b) For health business on indicated lines report: Number of persons insured under PPO managed care products ..... and number of persons insured under indemnity only products .....



**EXHIBIT OF PREMIUMS AND LOSSES (Statutory Page 14)**  
**BUSINESS IN THE STATE OF TEXAS DURING THE YEAR 2012**

Line of Business	Gross Premiums, Including Policy and Membership Fees, Less Return Premiums and Premiums on Policies not Taken		3	4	5	6	7	8	9	10	11	12
	1 Direct Premiums Written	2 Direct Premiums Earned	Dividends Paid or Credited to Policyholders on Direct Business	Direct Unearned Premium Reserves	Direct Losses Paid (deducting salvage)	Direct Losses Incurred	Direct Losses Unpaid	Direct Defense and Cost Containment Expense Paid	Direct Defense and Cost Containment Expense Incurred	Direct Defense and Cost Containment Expense Unpaid	Commissions and Brokerage Expenses	Taxes, Licenses and Fees
1. Fire												
2.1 Allied lines												
2.2 Multiple peril crop												
2.3 Federal flood												
3. Farmowners multiple peril												
4. Homeowners multiple peril												
5.1 Commercial multiple peril (non-liability portion)												
5.2 Commercial multiple peril (liability portion)												
6. Mortgage guaranty												
8. Ocean marine												
9. Inland marine												
10. Financial guaranty												
11. Medical professional liability												
12. Earthquake												
13. Group accident and health (b)												
14. Credit A and H (group and individual)												
15.1 Collectively renewable A and H (b)												
15.2 Non-cancelable A and H (b)												
15.3 Guaranteed renewable A and H (b)												
15.4 Non-renewable for stated reasons only (b)												
15.5 Other accident only												
15.6 Medicare Title XVIII exempt from state taxes or fees												
15.7 All other A and H (b)												
15.8 Federal employees health benefits program premium (b)												
16. Workers' compensation												
17.1 Other liability - occurrence												
17.2 Other liability - claims-made												
17.3 Excess workers' compensation												
18. Products liability												
19.1 Private passenger auto no-fault (personal injury protection)												
19.2 Other private passenger auto liability												
19.3 Commercial auto no-fault (personal injury protection)												
19.4 Other commercial auto liability												
21.1 Private passenger auto physical damage												
21.2 Commercial auto physical damage												
22. Aircraft (all perils)												
23. Fidelity												
24. Surety												
26. Burglary and theft												
27. Boiler and machinery												
28. Credit												
30. Warranty												
34. Aggregate write-ins for other lines of business												
35. TOTALS (a)												
<b>NONE</b>												
<b>DETAILS OF WRITE-INS</b>												
3401.												
3402.												
3403.												
3498. Summary of remaining write-ins for Line 34 from overflow page												
3499. Totals (Line 3401 through Line 3403 plus Line 3498) (Line 34 above)												

19TX

(a) Finance and service charges not included in Line 1 to Line 35 \$ .....  
 (b) For health business on indicated lines report: Number of persons insured under PPO managed care products ..... and number of persons insured under indemnity only products .....



**EXHIBIT OF PREMIUMS AND LOSSES (Statutory Page 14)**  
**BUSINESS IN THE STATE OF UTAH DURING THE YEAR 2012**

Line of Business	Gross Premiums, Including Policy and Membership Fees, Less Return Premiums and Premiums on Policies not Taken		3 Dividends Paid or Credited to Policyholders on Direct Business	4 Direct Unearned Premium Reserves	5 Direct Losses Paid (deducting salvage)	6 Direct Losses Incurred	7 Direct Losses Unpaid	8 Direct Defense and Cost Containment Expense Paid	9 Direct Defense and Cost Containment Expense Incurred	10 Direct Defense and Cost Containment Expense Unpaid	11 Commissions and Brokerage Expenses	12 Taxes, Licenses and Fees
	1 Direct Premiums Written	2 Direct Premiums Earned										
1. Fire												
2.1 Allied lines												
2.2 Multiple peril crop												
2.3 Federal flood												
3. Farmowners multiple peril												
4. Homeowners multiple peril												
5.1 Commercial multiple peril (non-liability portion)												
5.2 Commercial multiple peril (liability portion)												
6. Mortgage guaranty												
8. Ocean marine												
9. Inland marine												
10. Financial guaranty												
11. Medical professional liability												
12. Earthquake												
13. Group accident and health (b)												
14. Credit A and H (group and individual)												
15.1 Collectively renewable A and H (b)												
15.2 Non-cancelable A and H (b)												
15.3 Guaranteed renewable A and H (b)												
15.4 Non-renewable for stated reasons only (b)												
15.5 Other accident only												
15.6 Medicare Title XVIII exempt from state taxes or fees												
15.7 All other A and H (b)												
15.8 Federal employees health benefits program premium (b)												
16. Workers' compensation												
17.1 Other liability - occurrence												
17.2 Other liability - claims-made												
17.3 Excess workers' compensation												
18. Products liability												
19.1 Private passenger auto no-fault (personal injury protection)												
19.2 Other private passenger auto liability												
19.3 Commercial auto no-fault (personal injury protection)												
19.4 Other commercial auto liability												
21.1 Private passenger auto physical damage												
21.2 Commercial auto physical damage												
22. Aircraft (all perils)												
23. Fidelity												
24. Surety												
26. Burglary and theft												
27. Boiler and machinery												
28. Credit												
30. Warranty												
34. Aggregate write-ins for other lines of business												
35. TOTALS (a)												
<b>NONE</b>												
<b>DETAILS OF WRITE-INS</b>												
3401.												
3402.												
3403.												
3498. Summary of remaining write-ins for Line 34 from overflow page												
3499. Totals (Line 3401 through Line 3403 plus Line 3498) (Line 34 above)												

19UT

(a) Finance and service charges not included in Line 1 to Line 35 \$ .....  
 (b) For health business on indicated lines report: Number of persons insured under PPO managed care products ..... and number of persons insured under indemnity only products .....



**EXHIBIT OF PREMIUMS AND LOSSES (Statutory Page 14)**  
**BUSINESS IN THE STATE OF VERMONT DURING THE YEAR 2012**

Line of Business	Gross Premiums, Including Policy and Membership Fees, Less Return Premiums and Premiums on Policies not Taken		3	4	5	6	7	8	9	10	11	12
	1 Direct Premiums Written	2 Direct Premiums Earned	Dividends Paid or Credited to Policyholders on Direct Business	Direct Unearned Premium Reserves	Direct Losses Paid (deducting salvage)	Direct Losses Incurred	Direct Losses Unpaid	Direct Defense and Cost Containment Expense Paid	Direct Defense and Cost Containment Expense Incurred	Direct Defense and Cost Containment Expense Unpaid	Commissions and Brokerage Expenses	Taxes, Licenses and Fees
1. Fire												
2.1 Allied lines												
2.2 Multiple peril crop												
2.3 Federal flood												
3. Farmowners multiple peril												
4. Homeowners multiple peril												
5.1 Commercial multiple peril (non-liability portion)												
5.2 Commercial multiple peril (liability portion)												
6. Mortgage guaranty												
8. Ocean marine												
9. Inland marine												
10. Financial guaranty												
11. Medical professional liability												
12. Earthquake												
13. Group accident and health (b)												
14. Credit A and H (group and individual)												
15.1 Collectively renewable A and H (b)												
15.2 Non-cancelable A and H (b)												
15.3 Guaranteed renewable A and H (b)												
15.4 Non-renewable for stated reasons only (b)												
15.5 Other accident only												
15.6 Medicare Title XVIII exempt from state taxes or fees												
15.7 All other A and H (b)												
15.8 Federal employees health benefits program premium (b)												
16. Workers' compensation												
17.1 Other liability - occurrence												
17.2 Other liability - claims-made												
17.3 Excess workers' compensation												
18. Products liability												
19.1 Private passenger auto no-fault (personal injury protection)												
19.2 Other private passenger auto liability												
19.3 Commercial auto no-fault (personal injury protection)												
19.4 Other commercial auto liability												
21.1 Private passenger auto physical damage												
21.2 Commercial auto physical damage												
22. Aircraft (all perils)												
23. Fidelity												
24. Surety												
26. Burglary and theft												
27. Boiler and machinery												
28. Credit												
30. Warranty												
34. Aggregate write-ins for other lines of business												
35. TOTALS (a)												
<b>DETAILS OF WRITE-INS</b>												
3401.												
3402.												
3403.												
3498. Summary of remaining write-ins for Line 34 from overflow page												
3499. Totals (Line 3401 through Line 3403 plus Line 3498) (Line 34 above)												

**NONE**

19VT

(a) Finance and service charges not included in Line 1 to Line 35 \$ .....  
 (b) For health business on indicated lines report: Number of persons insured under PPO managed care products ..... and number of persons insured under indemnity only products .....



**EXHIBIT OF PREMIUMS AND LOSSES (Statutory Page 14)**  
**BUSINESS IN THE STATE OF VIRGINIA DURING THE YEAR 2012**

Line of Business	Gross Premiums, Including Policy and Membership Fees, Less Return Premiums and Premiums on Policies not Taken		3	4	5	6	7	8	9	10	11	12
	1 Direct Premiums Written	2 Direct Premiums Earned	Dividends Paid or Credited to Policyholders on Direct Business	Direct Unearned Premium Reserves	Direct Losses Paid (deducting salvage)	Direct Losses Incurred	Direct Losses Unpaid	Direct Defense and Cost Containment Expense Paid	Direct Defense and Cost Containment Expense Incurred	Direct Defense and Cost Containment Expense Unpaid	Commissions and Brokerage Expenses	Taxes, Licenses and Fees
1. Fire												
2.1 Allied lines												
2.2 Multiple peril crop												
2.3 Federal flood												
3. Farmowners multiple peril												
4. Homeowners multiple peril												
5.1 Commercial multiple peril (non-liability portion)												
5.2 Commercial multiple peril (liability portion)												
6. Mortgage guaranty												
8. Ocean marine												
9. Inland marine												
10. Financial guaranty												
11. Medical professional liability												
12. Earthquake												
13. Group accident and health (b)												
14. Credit A and H (group and individual)												
15.1 Collectively renewable A and H (b)												
15.2 Non-cancelable A and H (b)												
15.3 Guaranteed renewable A and H (b)												
15.4 Non-renewable for stated reasons only (b)												
15.5 Other accident only												
15.6 Medicare Title XVIII exempt from state taxes or fees												
15.7 All other A and H (b)												
15.8 Federal employees health benefits program premium (b)												
16. Workers' compensation												
17.1 Other liability - occurrence												
17.2 Other liability - claims-made												
17.3 Excess workers' compensation												
18. Products liability												
19.1 Private passenger auto no-fault (personal injury protection)												
19.2 Other private passenger auto liability												
19.3 Commercial auto no-fault (personal injury protection)												
19.4 Other commercial auto liability												
21.1 Private passenger auto physical damage												
21.2 Commercial auto physical damage												
22. Aircraft (all perils)												
23. Fidelity												
24. Surety												
26. Burglary and theft												
27. Boiler and machinery												
28. Credit												
30. Warranty												
34. Aggregate write-ins for other lines of business												
35. TOTALS (a)												
<b>NONE</b>												
<b>DETAILS OF WRITE-INS</b>												
3401.												
3402.												
3403.												
3498. Summary of remaining write-ins for Line 34 from overflow page												
3499. Totals (Line 3401 through Line 3403 plus Line 3498) (Line 34 above)												

19VA

(a) Finance and service charges not included in Line 1 to Line 35 \$  
 (b) For health business on indicated lines report: Number of persons insured under PPO managed care products and number of persons insured under indemnity only products



**EXHIBIT OF PREMIUMS AND LOSSES (Statutory Page 14)**  
**BUSINESS IN THE STATE OF WASHINGTON DURING THE YEAR 2012**

Line of Business	Gross Premiums, Including Policy and Membership Fees, Less Return Premiums and Premiums on Policies not Taken		3 Dividends Paid or Credited to Policyholders on Direct Business	4 Direct Unearned Premium Reserves	5 Direct Losses Paid (deducting salvage)	6 Direct Losses Incurred	7 Direct Losses Unpaid	8 Direct Defense and Cost Containment Expense Paid	9 Direct Defense and Cost Containment Expense Incurred	10 Direct Defense and Cost Containment Expense Unpaid	11 Commissions and Brokerage Expenses	12 Taxes, Licenses and Fees
	1 Direct Premiums Written	2 Direct Premiums Earned										
1. Fire												
2.1 Allied lines												
2.2 Multiple peril crop												
2.3 Federal flood												
3. Farmowners multiple peril												
4. Homeowners multiple peril												
5.1 Commercial multiple peril (non-liability portion)												
5.2 Commercial multiple peril (liability portion)												
6. Mortgage guaranty												
8. Ocean marine												
9. Inland marine												
10. Financial guaranty												
11. Medical professional liability												
12. Earthquake												
13. Group accident and health (b)												
14. Credit A and H (group and individual)												
15.1 Collectively renewable A and H (b)												
15.2 Non-cancelable A and H (b)												
15.3 Guaranteed renewable A and H (b)												
15.4 Non-renewable for stated reasons only (b)												
15.5 Other accident only												
15.6 Medicare Title XVIII exempt from state taxes or fees												
15.7 All other A and H (b)												
15.8 Federal employees health benefits program premium (b)												
16. Workers' compensation												
17.1 Other liability - occurrence												
17.2 Other liability - claims-made												
17.3 Excess workers' compensation												
18. Products liability												
19.1 Private passenger auto no-fault (personal injury protection)												
19.2 Other private passenger auto liability												
19.3 Commercial auto no-fault (personal injury protection)												
19.4 Other commercial auto liability												
21.1 Private passenger auto physical damage												
21.2 Commercial auto physical damage												
22. Aircraft (all perils)												
23. Fidelity												
24. Surety												
26. Burglary and theft												
27. Boiler and machinery												
28. Credit												
30. Warranty												
34. Aggregate write-ins for other lines of business												
35. TOTALS (a)												
<b>NONE</b>												
<b>DETAILS OF WRITE-INS</b>												
3401.												
3402.												
3403.												
3498. Summary of remaining write-ins for Line 34 from overflow page												
3499. Totals (Line 3401 through Line 3403 plus Line 3498) (Line 34 above)												

19MWA

(a) Finance and service charges not included in Line 1 to Line 35 \$ .....  
 (b) For health business on indicated lines report: Number of persons insured under PPO managed care products ..... and number of persons insured under indemnity only products .....



**EXHIBIT OF PREMIUMS AND LOSSES (Statutory Page 14)**  
**BUSINESS IN THE STATE OF WEST VIRGINIA DURING THE YEAR 2012**

Line of Business	Gross Premiums, Including Policy and Membership Fees, Less Return Premiums and Premiums on Policies not Taken		3	4	5	6	7	8	9	10	11	12
	1 Direct Premiums Written	2 Direct Premiums Earned	Dividends Paid or Credited to Policyholders on Direct Business	Direct Unearned Premium Reserves	Direct Losses Paid (deducting salvage)	Direct Losses Incurred	Direct Losses Unpaid	Direct Defense and Cost Containment Expense Paid	Direct Defense and Cost Containment Expense Incurred	Direct Defense and Cost Containment Expense Unpaid	Commissions and Brokerage Expenses	Taxes, Licenses and Fees
1. Fire												
2.1 Allied lines												
2.2 Multiple peril crop												
2.3 Federal flood												
3. Farmowners multiple peril												
4. Homeowners multiple peril												
5.1 Commercial multiple peril (non-liability portion)												
5.2 Commercial multiple peril (liability portion)												
6. Mortgage guaranty												
8. Ocean marine												
9. Inland marine												
10. Financial guaranty												
11. Medical professional liability												
12. Earthquake												
13. Group accident and health (b)												
14. Credit A and H (group and individual)												
15.1 Collectively renewable A and H (b)												
15.2 Non-cancelable A and H (b)												
15.3 Guaranteed renewable A and H (b)												
15.4 Non-renewable for stated reasons only (b)												
15.5 Other accident only												
15.6 Medicare Title XVIII exempt from state taxes or fees												
15.7 All other A and H (b)												
15.8 Federal employees health benefits program premium (b)												
16. Workers' compensation												
17.1 Other liability - occurrence												
17.2 Other liability - claims-made												
17.3 Excess workers' compensation												
18. Products liability												
19.1 Private passenger auto no-fault (personal injury protection)												
19.2 Other private passenger auto liability												
19.3 Commercial auto no-fault (personal injury protection)												
19.4 Other commercial auto liability												
21.1 Private passenger auto physical damage												
21.2 Commercial auto physical damage												
22. Aircraft (all perils)												
23. Fidelity												
24. Surety												
26. Burglary and theft												
27. Boiler and machinery												
28. Credit												
30. Warranty												
34. Aggregate write-ins for other lines of business												
35. TOTALS (a)												
<b>NONE</b>												
<b>DETAILS OF WRITE-INS</b>												
3401.												
3402.												
3403.												
3498. Summary of remaining write-ins for Line 34 from overflow page												
3499. Totals (Line 3401 through Line 3403 plus Line 3498) (Line 34 above)												

196W

(a) Finance and service charges not included in Line 1 to Line 35 \$ .....  
 (b) For health business on indicated lines report: Number of persons insured under PPO managed care products ..... and number of persons insured under indemnity only products .....



**EXHIBIT OF PREMIUMS AND LOSSES (Statutory Page 14)**  
**BUSINESS IN THE STATE OF WISCONSIN DURING THE YEAR 2012**

Line of Business	Gross Premiums, Including Policy and Membership Fees, Less Return Premiums and Premiums on Policies not Taken		3 Dividends Paid or Credited to Policyholders on Direct Business	4 Direct Unearned Premium Reserves	5 Direct Losses Paid (deducting salvage)	6 Direct Losses Incurred	7 Direct Losses Unpaid	8 Direct Defense and Cost Containment Expense Paid	9 Direct Defense and Cost Containment Expense Incurred	10 Direct Defense and Cost Containment Expense Unpaid	11 Commissions and Brokerage Expenses	12 Taxes, Licenses and Fees
	1 Direct Premiums Written	2 Direct Premiums Earned										
1. Fire												
2.1 Allied lines												
2.2 Multiple peril crop												
2.3 Federal flood												
3. Farmowners multiple peril												
4. Homeowners multiple peril												
5.1 Commercial multiple peril (non-liability portion)												
5.2 Commercial multiple peril (liability portion)												
6. Mortgage guaranty												
8. Ocean marine												
9. Inland marine												
10. Financial guaranty												
11. Medical professional liability												
12. Earthquake												
13. Group accident and health (b)												
14. Credit A and H (group and individual)												
15.1 Collectively renewable A and H (b)												
15.2 Non-cancelable A and H (b)												
15.3 Guaranteed renewable A and H (b)												
15.4 Non-renewable for stated reasons only (b)												
15.5 Other accident only												
15.6 Medicare Title XVIII exempt from state taxes or fees												
15.7 All other A and H (b)												
15.8 Federal employees health benefits program premium (b)												
16. Workers' compensation												
17.1 Other liability - occurrence												
17.2 Other liability - claims-made												
17.3 Excess workers' compensation												
18. Products liability												
19.1 Private passenger auto no-fault (personal injury protection)												
19.2 Other private passenger auto liability												
19.3 Commercial auto no-fault (personal injury protection)												
19.4 Other commercial auto liability												
21.1 Private passenger auto physical damage												
21.2 Commercial auto physical damage												
22. Aircraft (all perils)												
23. Fidelity												
24. Surety												
26. Burglary and theft												
27. Boiler and machinery												
28. Credit												
30. Warranty												
34. Aggregate write-ins for other lines of business												
35. TOTALS (a)												
<b>NONE</b>												
<b>DETAILS OF WRITE-INS</b>												
3401.												
3402.												
3403.												
3498. Summary of remaining write-ins for Line 34 from overflow page												
3499. Totals (Line 3401 through Line 3403 plus Line 3498) (Line 34 above)												

19WI

(a) Finance and service charges not included in Line 1 to Line 35 \$ .....  
 (b) For health business on indicated lines report: Number of persons insured under PPO managed care products ..... and number of persons insured under indemnity only products .....



**EXHIBIT OF PREMIUMS AND LOSSES (Statutory Page 14)**  
**BUSINESS IN THE STATE OF WYOMING DURING THE YEAR 2012**

Line of Business	Gross Premiums, Including Policy and Membership Fees, Less Return Premiums and Premiums on Policies not Taken		3 Dividends Paid or Credited to Policyholders on Direct Business	4 Direct Unearned Premium Reserves	5 Direct Losses Paid (deducting salvage)	6 Direct Losses Incurred	7 Direct Losses Unpaid	8 Direct Defense and Cost Containment Expense Paid	9 Direct Defense and Cost Containment Expense Incurred	10 Direct Defense and Cost Containment Expense Unpaid	11 Commissions and Brokerage Expenses	12 Taxes, Licenses and Fees
	1 Direct Premiums Written	2 Direct Premiums Earned										
1. Fire												
2.1 Allied lines												
2.2 Multiple peril crop												
2.3 Federal flood												
3. Farmowners multiple peril												
4. Homeowners multiple peril												
5.1 Commercial multiple peril (non-liability portion)												
5.2 Commercial multiple peril (liability portion)												
6. Mortgage guaranty												
8. Ocean marine												
9. Inland marine												
10. Financial guaranty												
11. Medical professional liability												
12. Earthquake												
13. Group accident and health (b)												
14. Credit A and H (group and individual)												
15.1 Collectively renewable A and H (b)												
15.2 Non-cancelable A and H (b)												
15.3 Guaranteed renewable A and H (b)												
15.4 Non-renewable for stated reasons only (b)												
15.5 Other accident only												
15.6 Medicare Title XVIII exempt from state taxes or fees												
15.7 All other A and H (b)												
15.8 Federal employees health benefits program premium (b)												
16. Workers' compensation												
17.1 Other liability - occurrence												
17.2 Other liability - claims-made												
17.3 Excess workers' compensation												
18. Products liability												
19.1 Private passenger auto no-fault (personal injury protection)												
19.2 Other private passenger auto liability												
19.3 Commercial auto no-fault (personal injury protection)												
19.4 Other commercial auto liability												
21.1 Private passenger auto physical damage												
21.2 Commercial auto physical damage												
22. Aircraft (all perils)												
23. Fidelity												
24. Surety												
26. Burglary and theft												
27. Boiler and machinery												
28. Credit												
30. Warranty												
34. Aggregate write-ins for other lines of business												
35. TOTALS (a)												
<b>NONE</b>												
<b>DETAILS OF WRITE-INS</b>												
3401.												
3402.												
3403.												
3498. Summary of remaining write-ins for Line 34 from overflow page												
3499. Totals (Line 3401 through Line 3403 plus Line 3498) (Line 34 above)												

19WV

(a) Finance and service charges not included in Line 1 to Line 35 \$ .....  
 (b) For health business on indicated lines report: Number of persons insured under PPO managed care products ..... and number of persons insured under indemnity only products .....



**EXHIBIT OF PREMIUMS AND LOSSES (Statutory Page 14)**  
**BUSINESS IN THE STATE OF AMERICAN SAMOA DURING THE YEAR 2012**

Line of Business	Gross Premiums, Including Policy and Membership Fees, Less Return Premiums and Premiums on Policies not Taken		3	4	5	6	7	8	9	10	11	12
	1 Direct Premiums Written	2 Direct Premiums Earned	Dividends Paid or Credited to Policyholders on Direct Business	Direct Unearned Premium Reserves	Direct Losses Paid (deducting salvage)	Direct Losses Incurred	Direct Losses Unpaid	Direct Defense and Cost Containment Expense Paid	Direct Defense and Cost Containment Expense Incurred	Direct Defense and Cost Containment Expense Unpaid	Commissions and Brokerage Expenses	Taxes, Licenses and Fees
1. Fire												
2.1 Allied lines												
2.2 Multiple peril crop												
2.3 Federal flood												
3. Farmowners multiple peril												
4. Homeowners multiple peril												
5.1 Commercial multiple peril (non-liability portion)												
5.2 Commercial multiple peril (liability portion)												
6. Mortgage guaranty												
8. Ocean marine												
9. Inland marine												
10. Financial guaranty												
11. Medical professional liability												
12. Earthquake												
13. Group accident and health (b)												
14. Credit A and H (group and individual)												
15.1 Collectively renewable A and H (b)												
15.2 Non-cancelable A and H (b)												
15.3 Guaranteed renewable A and H (b)												
15.4 Non-renewable for stated reasons only (b)												
15.5 Other accident only												
15.6 Medicare Title XVIII exempt from state taxes or fees												
15.7 All other A and H (b)												
15.8 Federal employees health benefits program premium (b)												
16. Workers' compensation												
17.1 Other liability - occurrence												
17.2 Other liability - claims-made												
17.3 Excess workers' compensation												
18. Products liability												
19.1 Private passenger auto no-fault (personal injury protection)												
19.2 Other private passenger auto liability												
19.3 Commercial auto no-fault (personal injury protection)												
19.4 Other commercial auto liability												
21.1 Private passenger auto physical damage												
21.2 Commercial auto physical damage												
22. Aircraft (all perils)												
23. Fidelity												
24. Surety												
26. Burglary and theft												
27. Boiler and machinery												
28. Credit												
30. Warranty												
34. Aggregate write-ins for other lines of business												
35. TOTALS (a)												
<b>NONE</b>												
<b>DETAILS OF WRITE-INS</b>												
3401.												
3402.												
3403.												
3498. Summary of remaining write-ins for Line 34 from overflow page												
3499. Totals (Line 3401 through Line 3403 plus Line 3498) (Line 34 above)												

19AS

(a) Finance and service charges not included in Line 1 to Line 35 \$ .....  
 (b) For health business on indicated lines report: Number of persons insured under PPO managed care products ..... and number of persons insured under indemnity only products .....



**EXHIBIT OF PREMIUMS AND LOSSES (Statutory Page 14)**  
**BUSINESS IN THE STATE OF GUAM DURING THE YEAR 2012**

Line of Business	Gross Premiums, Including Policy and Membership Fees, Less Return Premiums and Premiums on Policies not Taken		3	4	5	6	7	8	9	10	11	12
	1 Direct Premiums Written	2 Direct Premiums Earned	Dividends Paid or Credited to Policyholders on Direct Business	Direct Unearned Premium Reserves	Direct Losses Paid (deducting salvage)	Direct Losses Incurred	Direct Losses Unpaid	Direct Defense and Cost Containment Expense Paid	Direct Defense and Cost Containment Expense Incurred	Direct Defense and Cost Containment Expense Unpaid	Commissions and Brokerage Expenses	Taxes, Licenses and Fees
1. Fire												
2.1 Allied lines												
2.2 Multiple peril crop												
2.3 Federal flood												
3. Farmowners multiple peril												
4. Homeowners multiple peril												
5.1 Commercial multiple peril (non-liability portion)												
5.2 Commercial multiple peril (liability portion)												
6. Mortgage guaranty												
8. Ocean marine												
9. Inland marine												
10. Financial guaranty												
11. Medical professional liability												
12. Earthquake												
13. Group accident and health (b)												
14. Credit A and H (group and individual)												
15.1 Collectively renewable A and H (b)												
15.2 Non-cancelable A and H (b)												
15.3 Guaranteed renewable A and H (b)												
15.4 Non-renewable for stated reasons only (b)												
15.5 Other accident only												
15.6 Medicare Title XVIII exempt from state taxes or fees												
15.7 All other A and H (b)												
15.8 Federal employees health benefits program premium (b)												
16. Workers' compensation												
17.1 Other liability - occurrence												
17.2 Other liability - claims-made												
17.3 Excess workers' compensation												
18. Products liability												
19.1 Private passenger auto no-fault (personal injury protection)												
19.2 Other private passenger auto liability												
19.3 Commercial auto no-fault (personal injury protection)												
19.4 Other commercial auto liability												
21.1 Private passenger auto physical damage												
21.2 Commercial auto physical damage												
22. Aircraft (all perils)												
23. Fidelity												
24. Surety												
26. Burglary and theft												
27. Boiler and machinery												
28. Credit												
30. Warranty												
34. Aggregate write-ins for other lines of business												
35. TOTALS (a)												
<b>NONE</b>												
<b>DETAILS OF WRITE-INS</b>												
3401.												
3402.												
3403.												
3498. Summary of remaining write-ins for Line 34 from overflow page												
3499. Totals (Line 3401 through Line 3403 plus Line 3498) (Line 34 above)												

19GU

(a) Finance and service charges not included in Line 1 to Line 35 \$ .....  
 (b) For health business on indicated lines report: Number of persons insured under PPO managed care products ..... and number of persons insured under indemnity only products .....



**EXHIBIT OF PREMIUMS AND LOSSES (Statutory Page 14)**  
**BUSINESS IN THE STATE OF PUERTO RICO DURING THE YEAR 2012**

Line of Business	Gross Premiums, Including Policy and Membership Fees, Less Return Premiums and Premiums on Policies not Taken		3 Dividends Paid or Credited to Policyholders on Direct Business	4 Direct Unearned Premium Reserves	5 Direct Losses Paid (deducting salvage)	6 Direct Losses Incurred	7 Direct Losses Unpaid	8 Direct Defense and Cost Containment Expense Paid	9 Direct Defense and Cost Containment Expense Incurred	10 Direct Defense and Cost Containment Expense Unpaid	11 Commissions and Brokerage Expenses	12 Taxes, Licenses and Fees
	1 Direct Premiums Written	2 Direct Premiums Earned										
1. Fire												
2.1 Allied lines												
2.2 Multiple peril crop												
2.3 Federal flood												
3. Farmowners multiple peril												
4. Homeowners multiple peril												
5.1 Commercial multiple peril (non-liability portion)												
5.2 Commercial multiple peril (liability portion)												
6. Mortgage guaranty												
8. Ocean marine												
9. Inland marine												
10. Financial guaranty												
11. Medical professional liability												
12. Earthquake												
13. Group accident and health (b)												
14. Credit A and H (group and individual)												
15.1 Collectively renewable A and H (b)												
15.2 Non-cancelable A and H (b)												
15.3 Guaranteed renewable A and H (b)												
15.4 Non-renewable for stated reasons only (b)												
15.5 Other accident only												
15.6 Medicare Title XVIII exempt from state taxes or fees												
15.7 All other A and H (b)												
15.8 Federal employees health benefits program premium (b)												
16. Workers' compensation												
17.1 Other liability - occurrence												
17.2 Other liability - claims-made												
17.3 Excess workers' compensation												
18. Products liability												
19.1 Private passenger auto no-fault (personal injury protection)												
19.2 Other private passenger auto liability												
19.3 Commercial auto no-fault (personal injury protection)												
19.4 Other commercial auto liability												
21.1 Private passenger auto physical damage												
21.2 Commercial auto physical damage												
22. Aircraft (all perils)												
23. Fidelity												
24. Surety												
26. Burglary and theft												
27. Boiler and machinery												
28. Credit												
30. Warranty												
34. Aggregate write-ins for other lines of business												
35. TOTALS (a)												
<b>DETAILS OF WRITE-INS</b>												
3401.												
3402.												
3403.												
3498. Summary of remaining write-ins for Line 34 from overflow page												
3499. Totals (Line 3401 through Line 3403 plus Line 3498) (Line 34 above)												

**NONE**

19PR

(a) Finance and service charges not included in Line 1 to Line 35 \$ .....  
 (b) For health business on indicated lines report: Number of persons insured under PPO managed care products ..... and number of persons insured under indemnity only products .....



**EXHIBIT OF PREMIUMS AND LOSSES (Statutory Page 14)**  
**BUSINESS IN THE STATE OF U.S. VIRGIN ISLANDS DURING THE YEAR 2012**

Line of Business	Gross Premiums, Including Policy and Membership Fees, Less Return Premiums and Premiums on Policies not Taken		3	4	5	6	7	8	9	10	11	12
	1 Direct Premiums Written	2 Direct Premiums Earned	Dividends Paid or Credited to Policyholders on Direct Business	Direct Unearned Premium Reserves	Direct Losses Paid (deducting salvage)	Direct Losses Incurred	Direct Losses Unpaid	Direct Defense and Cost Containment Expense Paid	Direct Defense and Cost Containment Expense Incurred	Direct Defense and Cost Containment Expense Unpaid	Commissions and Brokerage Expenses	Taxes, Licenses and Fees
1. Fire												
2.1 Allied lines												
2.2 Multiple peril crop												
2.3 Federal flood												
3. Farmowners multiple peril												
4. Homeowners multiple peril												
5.1 Commercial multiple peril (non-liability portion)												
5.2 Commercial multiple peril (liability portion)												
6. Mortgage guaranty												
8. Ocean marine												
9. Inland marine												
10. Financial guaranty												
11. Medical professional liability												
12. Earthquake												
13. Group accident and health (b)												
14. Credit A and H (group and individual)												
15.1 Collectively renewable A and H (b)												
15.2 Non-cancelable A and H (b)												
15.3 Guaranteed renewable A and H (b)												
15.4 Non-renewable for stated reasons only (b)												
15.5 Other accident only												
15.6 Medicare Title XVIII exempt from state taxes or fees												
15.7 All other A and H (b)												
15.8 Federal employees health benefits program premium (b)												
16. Workers' compensation												
17.1 Other liability - occurrence												
17.2 Other liability - claims-made												
17.3 Excess workers' compensation												
18. Products liability												
19.1 Private passenger auto no-fault (personal injury protection)												
19.2 Other private passenger auto liability												
19.3 Commercial auto no-fault (personal injury protection)												
19.4 Other commercial auto liability												
21.1 Private passenger auto physical damage												
21.2 Commercial auto physical damage												
22. Aircraft (all perils)												
23. Fidelity												
24. Surety												
26. Burglary and theft												
27. Boiler and machinery												
28. Credit												
30. Warranty												
34. Aggregate write-ins for other lines of business												
35. TOTALS (a)												
<b>NONE</b>												
<b>DETAILS OF WRITE-INS</b>												
3401.												
3402.												
3403.												
3498. Summary of remaining write-ins for Line 34 from overflow page												
3499. Totals (Line 3401 through Line 3403 plus Line 3498) (Line 34 above)												

19VI

(a) Finance and service charges not included in Line 1 to Line 35 \$ .....  
 (b) For health business on indicated lines report: Number of persons insured under PPO managed care products ..... and number of persons insured under indemnity only products .....



**EXHIBIT OF PREMIUMS AND LOSSES (Statutory Page 14)**  
**BUSINESS IN THE STATE OF NORTHERN MARIANA ISLANDS DURING THE YEAR 2012**

Line of Business	Gross Premiums, Including Policy and Membership Fees, Less Return Premiums and Premiums on Policies not Taken		3 Dividends Paid or Credited to Policyholders on Direct Business	4 Direct Unearned Premium Reserves	5 Direct Losses Paid (deducting salvage)	6 Direct Losses Incurred	7 Direct Losses Unpaid	8 Direct Defense and Cost Containment Expense Paid	9 Direct Defense and Cost Containment Expense Incurred	10 Direct Defense and Cost Containment Expense Unpaid	11 Commissions and Brokerage Expenses	12 Taxes, Licenses and Fees
	1 Direct Premiums Written	2 Direct Premiums Earned										
1. Fire												
2.1 Allied lines												
2.2 Multiple peril crop												
2.3 Federal flood												
3. Farmowners multiple peril												
4. Homeowners multiple peril												
5.1 Commercial multiple peril (non-liability portion)												
5.2 Commercial multiple peril (liability portion)												
6. Mortgage guaranty												
8. Ocean marine												
9. Inland marine												
10. Financial guaranty												
11. Medical professional liability												
12. Earthquake												
13. Group accident and health (b)												
14. Credit A and H (group and individual)												
15.1 Collectively renewable A and H (b)												
15.2 Non-cancelable A and H (b)												
15.3 Guaranteed renewable A and H (b)												
15.4 Non-renewable for stated reasons only (b)												
15.5 Other accident only												
15.6 Medicare Title XVIII exempt from state taxes or fees												
15.7 All other A and H (b)												
15.8 Federal employees health benefits program premium (b)												
16. Workers' compensation												
17.1 Other liability - occurrence												
17.2 Other liability - claims-made												
17.3 Excess workers' compensation												
18. Products liability												
19.1 Private passenger auto no-fault (personal injury protection)												
19.2 Other private passenger auto liability												
19.3 Commercial auto no-fault (personal injury protection)												
19.4 Other commercial auto liability												
21.1 Private passenger auto physical damage												
21.2 Commercial auto physical damage												
22. Aircraft (all perils)												
23. Fidelity												
24. Surety												
26. Burglary and theft												
27. Boiler and machinery												
28. Credit												
30. Warranty												
34. Aggregate write-ins for other lines of business												
35. TOTALS (a)												
<b>DETAILS OF WRITE-INS</b>												
3401.												
3402.												
3403.												
3498. Summary of remaining write-ins for Line 34 from overflow page												
3499. Totals (Line 3401 through Line 3403 plus Line 3498) (Line 34 above)												

**NONE**

19MP

(a) Finance and service charges not included in Line 1 to Line 35 \$ .....  
 (b) For health business on indicated lines report: Number of persons insured under PPO managed care products ..... and number of persons insured under indemnity only products .....



**EXHIBIT OF PREMIUMS AND LOSSES (Statutory Page 14)**  
**BUSINESS IN THE STATE OF CANADA DURING THE YEAR 2012**

Line of Business	Gross Premiums, Including Policy and Membership Fees, Less Return Premiums and Premiums on Policies not Taken		3	4	5	6	7	8	9	10	11	12
	1 Direct Premiums Written	2 Direct Premiums Earned	Dividends Paid or Credited to Policyholders on Direct Business	Direct Unearned Premium Reserves	Direct Losses Paid (deducting salvage)	Direct Losses Incurred	Direct Losses Unpaid	Direct Defense and Cost Containment Expense Paid	Direct Defense and Cost Containment Expense Incurred	Direct Defense and Cost Containment Expense Unpaid	Commissions and Brokerage Expenses	Taxes, Licenses and Fees
1. Fire												
2.1 Allied lines												
2.2 Multiple peril crop												
2.3 Federal flood												
3. Farmowners multiple peril												
4. Homeowners multiple peril												
5.1 Commercial multiple peril (non-liability portion)												
5.2 Commercial multiple peril (liability portion)												
6. Mortgage guaranty												
8. Ocean marine												
9. Inland marine												
10. Financial guaranty												
11. Medical professional liability												
12. Earthquake												
13. Group accident and health (b)												
14. Credit A and H (group and individual)												
15.1 Collectively renewable A and H (b)												
15.2 Non-cancelable A and H (b)												
15.3 Guaranteed renewable A and H (b)												
15.4 Non-renewable for stated reasons only (b)												
15.5 Other accident only												
15.6 Medicare Title XVIII exempt from state taxes or fees												
15.7 All other A and H (b)												
15.8 Federal employees health benefits program premium (b)												
16. Workers' compensation												
17.1 Other liability - occurrence												
17.2 Other liability - claims-made												
17.3 Excess workers' compensation												
18. Products liability												
19.1 Private passenger auto no-fault (personal injury protection)												
19.2 Other private passenger auto liability												
19.3 Commercial auto no-fault (personal injury protection)												
19.4 Other commercial auto liability												
21.1 Private passenger auto physical damage												
21.2 Commercial auto physical damage												
22. Aircraft (all perils)												
23. Fidelity												
24. Surety												
26. Burglary and theft												
27. Boiler and machinery												
28. Credit												
30. Warranty												
34. Aggregate write-ins for other lines of business												
35. TOTALS (a)												
<b>DETAILS OF WRITE-INS</b>												
3401.												
3402.												
3403.												
3498. Summary of remaining write-ins for Line 34 from overflow page												
3499. Totals (Line 3401 through Line 3403 plus Line 3498) (Line 34 above)												

**NONE**

19CN

(a) Finance and service charges not included in Line 1 to Line 35 \$  
 (b) For health business on indicated lines report: Number of persons insured under PPO managed care products and number of persons insured under indemnity only products



**EXHIBIT OF PREMIUMS AND LOSSES (Statutory Page 14)**  
**BUSINESS IN THE STATE OF OTHER ALIEN DURING THE YEAR 2012**

Line of Business	Gross Premiums, Including Policy and Membership Fees, Less Return Premiums and Premiums on Policies not Taken		3 Dividends Paid or Credited to Policyholders on Direct Business	4 Direct Unearned Premium Reserves	5 Direct Losses Paid (deducting salvage)	6 Direct Losses Incurred	7 Direct Losses Unpaid	8 Direct Defense and Cost Containment Expense Paid	9 Direct Defense and Cost Containment Expense Incurred	10 Direct Defense and Cost Containment Expense Unpaid	11 Commissions and Brokerage Expenses	12 Taxes, Licenses and Fees
	1 Direct Premiums Written	2 Direct Premiums Earned										
1. Fire												
2.1 Allied lines												
2.2 Multiple peril crop												
2.3 Federal flood												
3. Farmowners multiple peril												
4. Homeowners multiple peril												
5.1 Commercial multiple peril (non-liability portion)												
5.2 Commercial multiple peril (liability portion)												
6. Mortgage guaranty												
8. Ocean marine												
9. Inland marine												
10. Financial guaranty												
11. Medical professional liability												
12. Earthquake												
13. Group accident and health (b)												
14. Credit A and H (group and individual)												
15.1 Collectively renewable A and H (b)												
15.2 Non-cancelable A and H (b)												
15.3 Guaranteed renewable A and H (b)												
15.4 Non-renewable for stated reasons only (b)												
15.5 Other accident only												
15.6 Medicare Title XVIII exempt from state taxes or fees												
15.7 All other A and H (b)												
15.8 Federal employees health benefits program premium (b)												
16. Workers' compensation												
17.1 Other liability - occurrence												
17.2 Other liability - claims-made												
17.3 Excess workers' compensation												
18. Products liability												
19.1 Private passenger auto no-fault (personal injury protection)												
19.2 Other private passenger auto liability												
19.3 Commercial auto no-fault (personal injury protection)												
19.4 Other commercial auto liability												
21.1 Private passenger auto physical damage												
21.2 Commercial auto physical damage												
22. Aircraft (all perils)												
23. Fidelity												
24. Surety												
26. Burglary and theft												
27. Boiler and machinery												
28. Credit												
30. Warranty												
34. Aggregate write-ins for other lines of business												
35. TOTALS (a)												
<b>NONE</b>												
<b>DETAILS OF WRITE-INS</b>												
3401.												
3402.												
3403.												
3498. Summary of remaining write-ins for Line 34 from overflow page												
3499. Totals (Line 3401 through Line 3403 plus Line 3498) (Line 34 above)												

190T

(a) Finance and service charges not included in Line 1 to Line 35 \$ .....  
 (b) For health business on indicated lines report: Number of persons insured under PPO managed care products ..... and number of persons insured under indemnity only products .....



**EXHIBIT OF PREMIUMS AND LOSSES (Statutory Page 14)**  
**BUSINESS IN THE STATE OF GRAND TOTAL DURING THE YEAR 2012**

Line of Business	Gross Premiums, Including Policy and Membership Fees, Less Return Premiums and Premiums on Policies not Taken		3 Dividends Paid or Credited to Policyholders on Direct Business	4 Direct Unearned Premium Reserves	5 Direct Losses Paid (deducting salvage)	6 Direct Losses Incurred	7 Direct Losses Unpaid	8 Direct Defense and Cost Containment Expense Paid	9 Direct Defense and Cost Containment Expense Incurred	10 Direct Defense and Cost Containment Expense Unpaid	11 Commissions and Brokerage Expenses	12 Taxes, Licenses and Fees
	1 Direct Premiums Written	2 Direct Premiums Earned										
1. Fire												
2.1 Allied lines												
2.2 Multiple peril crop												
2.3 Federal flood												
3. Farmowners multiple peril												
4. Homeowners multiple peril												
5.1 Commercial multiple peril (non-liability portion)												
5.2 Commercial multiple peril (liability portion)												
6. Mortgage guaranty												
8. Ocean marine												
9. Inland marine												
10. Financial guaranty												
11. Medical professional liability												
12. Earthquake												
13. Group accident and health (b)												
14. Credit A and H (group and individual)												
15.1 Collectively renewable A and H (b)												
15.2 Non-cancelable A and H (b)												
15.3 Guaranteed renewable A and H (b)												
15.4 Non-renewable for stated reasons only (b)												
15.5 Other accident only												
15.6 Medicare Title XVIII exempt from state taxes or fees												
15.7 All other A and H (b)												
15.8 Federal employees health benefits program premium (b)												
16. Workers' compensation												
17.1 Other liability - occurrence	104,634	79,083			40,000	28,198	45,000					
17.2 Other liability - claims-made	6,368,159	6,268,914			2,413,196	1,755,926	5,336,052					
17.3 Excess workers' compensation												
18. Products liability												
19.1 Private passenger auto no-fault (personal injury protection)												
19.2 Other private passenger auto liability												
19.3 Commercial auto no-fault (personal injury protection)												
19.4 Other commercial auto liability												
21.1 Private passenger auto physical damage												
21.2 Commercial auto physical damage												
22. Aircraft (all perils)												
23. Fidelity												
24. Surety												
26. Burglary and theft												
27. Boiler and machinery												
28. Credit												
30. Warranty												
34. Aggregate write-ins for other lines of business												
35. TOTALS (a)	6,472,793	6,347,997			2,453,196	1,784,124	5,381,052					
<b>DETAILS OF WRITE-INS</b>												
3401.												
3402.												
3403.												
3498. Summary of remaining write-ins for Line 34 from overflow page												
3499. Totals (Line 3401 through Line 3403 plus Line 3498) (Line 34 above)												

19GT

(a) Finance and service charges not included in Line 1 to Line 35 \$  
 (b) For health business on indicated lines report: Number of persons insured under PPO managed care products and number of persons insured under indemnity only products

**Page 20**

Sch. F, Pt. 1, Assumed Reinsurance

**NONE**

**Page 21**

Sch. F, Pt. 2, Premium Portfolio Reinsurance Effected or Canceled

**NONE**

ANNUAL STATEMENT FOR THE YEAR 2012 OF THE OHIO BAR LIAB INS CO

**SCHEDULE F - PART 3**

Ceded Reinsurance as of December 31, Current Year (000 Omitted)

1 Federal ID Number	2 NAIC Company Code	3 Name of Reinsurer	4 Domiciliary Jurisdiction	5 Reinsurance Contracts Ceding 75% or More of Direct Premiums Written	6 Reinsurance Premiums Ceded	Reinsurance Recoverable On									Reinsurance Payable		18 Net Amount Recoverable From Reinsurers Columns 15 - (16 + 17)	19 Funds Held by Company Under Reinsurance Treaties
						7 Paid Losses	8 Paid LAE	9 Known Case Loss Reserves	10 Known Case LAE Reserves	11 IBNR Loss Reserves	12 IBNR LAE Reserves	13 Unearned Premiums	14 Contingent Commissions	15 Column 7 through Column 14 Totals	16 Ceded Balances Payable	17 Other Amounts Due to Reinsurers		
Authorized - Other U.S. Unaffiliated Insurers																		
22-2005057	26921	EVEREST REINS CO	DE		8													
47-0574325	32603	BERKLEY INS CO	DE		1,573			309	255			723		1,287	331			956
0599999 - Subtotal - Authorized - Other U. S. Unaffiliated Insurers					1,581		309	255			723		1,287	331				956
0999999 - Total - Authorized					1,581		309	255			723		1,287	331				956
2899999 - Total - Authorized, Unauthorized and Certified					1,581		309	255			723		1,287	331				956
9999999 - TOTAL - Schedule F, Part 3					1,581		309	255			723		1,287	331				956

NOTE: A. Report the five largest provisional commission rates included in the cedant's reinsurance treaties. The commission rate to be reported is by contract with ceded premium in excess of \$50,000:

1 Name of Reinsurer	2 Commission Rate	3 Ceded Premium
1) .....	.....	.....
2) .....	.....	.....
3) .....	.....	.....
4) .....	.....	.....
5) .....	.....	.....

B. Report the five largest reinsurance recoverables reported in Column 15, due from any one reinsurer (based on the total recoverables, Line 9999999, Column 15), the amount of ceded premium, and indicate whether the recoverables are due from an affiliated insurer.

1 Name of Reinsurer	2 Total Recoverables	3 Ceded Premium	4 Affiliated
1) BF RE UNDERWRITERS, LLC	1,287	1,573	Yes ( ) No (X)
2) EVEREST REINS CO		8	Yes ( ) No ( )
3) .....			Yes ( ) No ( )
4) .....			Yes ( ) No ( )
5) .....			Yes ( ) No ( )

**Page 23**

Sch. F, Pt. 4, Aging of Ceded Reinsurance

**NONE**

**Page 24**

Sch. F, Pt. 5, Provision for Unauthorized Reinsurance

**NONE**

Sch. F, Pt. 5, Bank Footnote

**NONE**

**Page 25, 26**

Sch. F, Pt. 6 Sn. 1, Provision for Reinsurance Ceded

**NONE**

Sch. F, Pt. 6 Sn. 1, Bank Footnote

**NONE**

**Page 27**

Sch. F, Pt. 6 Sn. 2, Provision for Overdue Reinsurance Ceded

**NONE**

**Page 28**

Sch. F, Pt. 7, Provision for Overdue Authorized Reinsurance

**NONE**

**Page 29**

Sch. F, Pt. 8, Provision for Overdue Reinsurance

**NONE**

**SCHEDULE F - PART 9**

Restatement of Balance Sheet to Identify Net Credit for Reinsurance

	1	2	3
	As Reported (Net of Ceded)	Restatement Adjustments	Restated (Gross of Ceded)
<b>ASSETS</b> (Page 2, Column 3)			
1. Cash and invested assets (Line 12) .....	33,319,325		33,319,325
2. Premiums and considerations (Line 15) .....	247,095		247,095
3. Reinsurance recoverable on loss and loss adjustment expense payments (Line 16.1) .....			
4. Funds held by or deposited with reinsured companies (Line 16.2) .....			
5. Other assets .....	866,304		866,304
6. Net amount recoverable from reinsurers .....		1,580,601	1,580,601
7. Protected cell assets (Line 27) .....			
8. Totals (Line 28) .....	34,432,724	1,580,601	36,013,325
<b>LIABILITIES</b> (Page 3)			
9. Losses and loss adjustment expenses (Line 1 through Line 3) .....	6,505,300	304,348	6,809,648
10. Taxes, expenses, and other obligations (Line 4 through Line 8) .....	25,366		25,366
11. Unearned premiums (Line 9) .....	2,151,344	722,999	2,874,343
12. Advance premiums (Line 10) .....	239,848		239,848
13. Dividends declared and unpaid (Line 11.1 and Line 11.2) .....			
14. Ceded reinsurance premiums payable (net of ceding commissions) (Line 12) .....	330,835		330,835
15. Funds held by company under reinsurance treaties (Line 13) .....			
16. Amounts withheld or retained by company for account of others (Line 14) .....			
17. Provision for reinsurance (Line 16) .....			
18. Other liabilities .....	127,678		127,678
19. Total liabilities excluding protected cell business (Line 26) .....	9,380,371	1,027,347	10,407,718
20. Protected cell liabilities (Line 27) .....			
21. Surplus as regards policyholders (Line 37) .....	25,052,353	X X X	25,052,353
22. Totals (Line 38) .....	34,432,724	1,027,347	35,460,071

NOTE: Is the restatement of this exhibit the result of grossing up balances ceded to affiliates under 100 percent reinsurance or pooling arrangements?

Yes ( ) No ( )

If yes, give full explanation:

.....

.....

.....

.....

.....

.....

**Page 31**

Sch. H, Accident and Health Exhibit, Part 1  
**NONE**

**Page 32**

Sch. H, Accident and Health Exhibit, Part 2  
**NONE**

Sch. H, Accident and Health Exhibit, Part 3  
**NONE**

Sch. H, Accident and Health Exhibit, Part 4  
**NONE**

**Page 33**

Schedule H, Part 5, Health Claims  
**NONE**

**Page 36**

Sch. P, Pt. 1A, Homeowners/Farmowners

**NONE**

**Page 37**

Sch. P, Pt. 1B, Private Passenger Auto Liability/Medical

**NONE**

**Page 38**

Sch. P, Pt. 1C, Commercial Auto/Truck Liability/Medical

**NONE**

**Page 39**

Sch. P, Pt. 1D, Workers' Compensation

**NONE**

**Page 40**

Sch. P, Pt. 1E, Commercial Multiple Peril

**NONE**

**Page 41**

Sch P, Pt. 1F, Sn. 1, Medical Professional Liability, Occurrence

**NONE**

**Page 42**

Sch P, Pt. 1F, Sn. 2, Medical Professional Liability Claims Made

**NONE**

**Page 43**

Sch. P, Pt. 1G, Special Liability

**NONE**

**SCHEDULE P - PART 1H - SECTION 1  
OTHER LIABILITY - OCCURRENCE**

(\$000 Omitted)

Years in Which Premiums Were Earned and Losses Were Incurred	Premiums Earned			Loss and Loss Expense Payments								12 Number of Claims Reported - Direct and Assumed
	1 Direct and Assumed	2 Ceded	3 Net (Columns 1 - 2)	Loss Payments		Defense and Cost Containment Payments		Adjusting and Other Payments		10 Salvage and Subrogation Received	11 Total Net Paid (Columns 4 - 5 + 6 - 7 + 8 - 9)	
				4 Direct and Assumed	5 Ceded	6 Direct and Assumed	7 Ceded	8 Direct and Assumed	9 Ceded			
1. Prior	X X X	X X X	X X X	24		49					73	X X X
2. 2003	65	11	54									
3. 2004	94	23	71									
4. 2005	108	17	91									
5. 2006	151	32	119	30		21		5			56	1
6. 2007	124	25	99	60		25		4			89	1
7. 2008	146	25	121			4					4	1
8. 2009	124	23	101			1					1	5
9. 2010	72	20	52			16					16	1
10. 2011	90	25	65									3
11. 2012	104	26	78									1
12. Totals	X X X	X X X	X X X	114		116		9			239	X X X

	Losses Unpaid				Defense and Cost Containment Unpaid				Adjusting and Other Unpaid		23 Salvage and Subrogation Anticipated	24 Total Net Losses and Expenses Unpaid	25 Number of Claims Outstanding - Direct & Assumed
	Case Basis		Bulk + IBNR		Case Basis		Bulk + IBNR		21 Direct and Assumed	22 Ceded			
	13 Direct and Assumed	14 Ceded	15 Direct and Assumed	16 Ceded	17 Direct and Assumed	18 Ceded	19 Direct and Assumed	20 Ceded					
1.	20				6							26	
2.													
3.													
4.													
5.	20				15							35	
6.													
7.													
8.					9							9	2
9.	5				4							9	
10.													2
11.													1
12.	45				34							79	5

	Total Losses and Loss Expenses Incurred			Loss and Loss Expense Percentage (Incurred/Premiums Earned)			Nontabular Discount		34 Inter-Company Pooling Participation Percentage	Net Balance Sheet Reserves After Discount	
	26 Direct and Assumed	27 Ceded	28 Net	29 Direct and Assumed	30 Ceded	31 Net	32 Loss	33 Loss Expense		35 Losses Unpaid	36 Loss Expenses Unpaid
1.	X X X	X X X	X X X	X X X	X X X	X X X			X X X	20	6
2.											
3.											
4.											
5.	91		91	60.3		76.5				20	15
6.	89		89	71.8		89.9					
7.	4		4	2.7		3.3					
8.	10		10	8.1		9.9					9
9.	25		25	34.7		48.1				5	4
10.											
11.											
12.	X X X	X X X	X X X	X X X	X X X	X X X			X X X	45	34

**SCHEDULE P - PART 1H - SECTION 2  
OTHER LIABILITY - CLAIMS-MADE**

(\$000 Omitted)

Years in Which Premiums Were Earned and Losses Were Incurred	Premiums Earned			Loss and Loss Expense Payments								12 Number of Claims Reported - Direct and Assumed
	1 Direct and Assumed	2 Ceded	3 Net (Columns 1 - 2)	Loss Payments		Defense and Cost Containment Payments		Adjusting and Other Payments		10 Salvage and Subrogation Received	11 Total Net Paid (Columns 4 - 5 + 6 - 7 + 8 - 9)	
				4 Direct and Assumed	5 Ceded	6 Direct and Assumed	7 Ceded	8 Direct and Assumed	9 Ceded			
1. Prior	X X X	X X X	X X X	26		(26)						X X X
2. 2003	4,505	1,291	3,214	2,392	476	678	177	131			2,548	
3. 2004	5,148	1,670	3,478	547		446		141			1,134	
4. 2005	5,456	1,624	3,832	1,019	72	695	41	215			1,816	
5. 2006	5,494	1,471	4,023	2,234	325	885	83	348			3,059	
6. 2007	5,603	1,523	4,080	1,936	307	669	196	307			2,409	
7. 2008	5,510	1,460	4,050	2,226	300	1,088	190	386			3,210	
8. 2009	5,585	1,483	4,102	1,513		896	93	382			2,698	
9. 2010	5,759	1,621	4,138	1,460	300	572	37	239			1,934	
10. 2011	5,781	1,419	4,362	842		506		236			1,584	
11. 2012	6,244	1,430	4,814	98		168		119			385	
12. Totals	X X X	X X X	X X X	14,293	1,780	6,577	817	2,504			20,777	X X X

	Losses Unpaid				Defense and Cost Containment Unpaid				Adjusting and Other Unpaid		23 Salvage and Subrogation Anticipated	24 Total Net Losses and Expenses Unpaid	25 Number of Claims Outstanding - Direct & Assumed
	Case Basis		Bulk + IBNR		Case Basis		Bulk + IBNR		21 Direct and Assumed	22 Ceded			
	13 Direct and Assumed	14 Ceded	15 Direct and Assumed	16 Ceded	17 Direct and Assumed	18 Ceded	19 Direct and Assumed	20 Ceded					
1.	(20)				(6)				1			(25)	
2.													
3.													
4.													
5.	(1)				9				2		1	10	2
6.	3				4	1			3			9	3
7.	288				73	17			11		9	355	11
8.	1,216	234			137	54			16		13	1,081	14
9.	552	75	25		77	27	25		19		39	596	19
10.	1,297		109		412	7	23		62		98	1,896	60
11.	1,686		181		466		91		80		229	2,504	112
12.	5,021	309	315		1,172	106	139		194		389	6,426	221

	Total Losses and Loss Expenses Incurred			Loss and Loss Expense Percentage (Incurred/Premiums Earned)			Nontabular Discount		34 Inter-Company Pooling Participation Percentage	Net Balance Sheet Reserves After Discount	
	26 Direct and Assumed	27 Ceded	28 Net	29 Direct and Assumed	30 Ceded	31 Net	32 Loss	33 Loss Expense		35 Losses Unpaid	36 Loss Expenses Unpaid
1.	X X X	X X X	X X X	X X X	X X X	X X X			X X X	(20)	(5)
2.	3,201	653	2,548	71.1	50.6	79.3					
3.	1,134		1,134	22.0		32.6					
4.	1,929	113	1,816	35.4	7.0	47.4					
5.	3,477	408	3,069	63.3	27.7	76.3				(1)	11
6.	2,922	504	2,418	52.2	33.1	59.3				3	6
7.	4,072	507	3,565	73.9	34.7	88.0				288	67
8.	4,160	381	3,779	74.5	25.7	92.1				982	99
9.	2,969	439	2,530	51.6	27.1	61.1				502	94
10.	3,487	7	3,480	60.3	0.5	79.8				1,406	490
11.	2,889		2,889	46.3		60.0				1,867	637
12.	X X X	X X X	X X X	X X X	X X X	X X X			X X X	5,027	1,399

**Page 46**

Sch. P, Pt. 1I, Special Property

**NONE**

**Page 47**

Sch. P, Pt. 1J, Auto Physical Damage

**NONE**

**Page 48**

Sch. P, Pt. 1K, Fidelity/Surety

**NONE**

**Page 49**

Sch. P, Pt. 1L, Other (Including Credit, Accident/Health)

**NONE**

**Page 50**

Sch. P, Pt. 1M, International

**NONE**

**Page 51**

Sch. P, Pt. 1N, Reinsurance Property

**NONE**

**Page 52**

Sch. P, Pt. 1O, Reinsurance Liability

**NONE**

**Page 53**

Sch. P, Pt. 1P, Reinsurance Financial Lines

**NONE**

**Page 54**

Sch. P, Pt. 1R, Sn. 1, Products Liability, Occurrence

**NONE**

**Page 55**

Sch. P, Pt. 1R, Sn. 2, Products Liability, Claims Made

**NONE**

**Page 56**

Sch. P, Pt. 1S, Financial Guaranty/Mortgage Guaranty

**NONE**

**Page 57**

Sch. P, Pt. 1T, Warranty

**NONE**

**Page 58**

Sch. P, Pt. 2A, Homeowners/Farmowners

**NONE**

Sch. P, Pt. 2B, Private Passenger Auto Liability/Medical

**NONE**

Sch. P, Pt. 2C, Commercial Auto/Truck Liability/Medical

**NONE**

Sch. P, Pt. 2D, Workers' Compensation

**NONE**

Sch. P, Pt. 2E, Commercial Multiple Peril

**NONE**



**Page 60**

Sch. P, Pt. 2I, Special Property

**NONE**

Sch. P, Pt. 2J, Auto Physical Damage

**NONE**

Sch. P, Pt. 2K, Fidelity/Surety

**NONE**

Sch. P, Pt. 2L, Other (Including Credit, Accident and Health)

**NONE**

Sch. P, Pt. 2M, International

**NONE**

**Page 61**

Sch. P, Pt. 2N, Reinsurance

**NONE**

Sch. P, Pt. 2O, Reinsurance

**NONE**

Sch. P, Pt. 2P, Reinsurance

**NONE**

**Page 62**

Sch. P, Pt. 2R, Sn. 1, Products Liability, Occurrence

**NONE**

Sch. P, Pt. 2R, Sn. 2, Products Liability, Claims Made

**NONE**

Sch. P, Pt. 2S, Financial Guaranty/Mortgage Guaranty

**NONE**

Sch. P, Pt. 2T, Warranty

**NONE**

**Page 63**

Sch. P, Pt. 3A, Homeowners/Farmowners

**NONE**

Sch. P, Pt. 3B, Private Passenger Auto Liability/Medical

**NONE**

Sch. P, Pt. 3C, Commercial Auto/Truck Liability/Medical

**NONE**

Sch. P, Pt. 3D, Workers' Compensation

**NONE**

Sch. P, Pt. 3E, Commercial Multiple Peril

**NONE**

**SCHEDULE P - PART 3F - SECTION 1 - MEDICAL PROFESSIONAL LIABILITY - OCCURRENCE**

Years in Which Losses Were Incurred	CUMULATIVE PAID NET LOSSES AND DEFENSE AND COST CONTAINMENT EXPENSES REPORTED AT YEAR END ( \$000 OMITTED )										11 Number of Claims Closed With Loss Payment	12 Number of Claims Closed Without Loss Payment	
	1 2003	2 2004	3 2005	4 2006	5 2007	6 2008	7 2009	8 2010	9 2011	10 2012			
1. Prior	0 0 0												
2. 2003													
3. 2004	XXX												
4. 2005	XXX	XXX											
5. 2006	XXX	XXX	XXX										
6. 2007	XXX	XXX	XXX										
7. 2008	XXX	XXX	XXX										
8. 2009	XXX	XXX	XXX										
9. 2010	XXX	XXX	XXX										
10. 2011	XXX	XXX	XXX										
11. 2012	XXX	XXX	XXX						XXX				

**NONE**

**SCHEDULE P - PART 3F - SECTION 2 - MEDICAL PROFESSIONAL LIABILITY - CLAIMS-MADE**

Years in Which Losses Were Incurred	CUMULATIVE PAID NET LOSSES AND DEFENSE AND COST CONTAINMENT EXPENSES REPORTED AT YEAR END ( \$000 OMITTED )										11 Number of Claims Closed With Loss Payment	12 Number of Claims Closed Without Loss Payment	
	1 2003	2 2004	3 2005	4 2006	5 2007	6 2008	7 2009	8 2010	9 2011	10 2012			
1. Prior	0 0 0												
2. 2003													
3. 2004	XXX												
4. 2005	XXX	XXX											
5. 2006	XXX	XXX	XXX										
6. 2007	XXX	XXX	XXX										
7. 2008	XXX	XXX	XXX										
8. 2009	XXX	XXX	XXX										
9. 2010	XXX	XXX	XXX										
10. 2011	XXX	XXX	XXX										
11. 2012	XXX	XXX	XXX						XXX				

**NONE**

**SCHEDULE P - PART 3G - SPECIAL LIABILITY (OCEAN MARINE, AIRCRAFT (ALL PERILS), BOILER AND MACHINERY)**

Years in Which Losses Were Incurred	CUMULATIVE PAID NET LOSSES AND DEFENSE AND COST CONTAINMENT EXPENSES REPORTED AT YEAR END ( \$000 OMITTED )										11 Number of Claims Closed With Loss Payment	12 Number of Claims Closed Without Loss Payment	
	1 2003	2 2004	3 2005	4 2006	5 2007	6 2008	7 2009	8 2010	9 2011	10 2012			
1. Prior	0 0 0											XXX	XXX
2. 2003												XXX	XXX
3. 2004	XXX											XXX	XXX
4. 2005	XXX	XXX										XXX	XXX
5. 2006	XXX	XXX	XXX									XXX	XXX
6. 2007	XXX	XXX	XXX									XXX	XXX
7. 2008	XXX	XXX	XXX									XXX	XXX
8. 2009	XXX	XXX	XXX									XXX	XXX
9. 2010	XXX	XXX	XXX									XXX	XXX
10. 2011	XXX	XXX	XXX									XXX	XXX
11. 2012	XXX	XXX	XXX						XXX			XXX	XXX

**NONE**

**SCHEDULE P - PART 3H - SECTION 1 - OTHER LIABILITY - OCCURRENCE**

Years in Which Losses Were Incurred	CUMULATIVE PAID NET LOSSES AND DEFENSE AND COST CONTAINMENT EXPENSES REPORTED AT YEAR END ( \$000 OMITTED )										11 Number of Claims Closed With Loss Payment	12 Number of Claims Closed Without Loss Payment	
	1 2003	2 2004	3 2005	4 2006	5 2007	6 2008	7 2009	8 2010	9 2011	10 2012			
1. Prior	0 0 0	(78)	(78)	(20)	(21)	(21)	(21)	(21)	73	73			1
2. 2003			2				7	7					
3. 2004	XXX				4	4	4	4	4				1
4. 2005	XXX	XXX		24	38	38	38	38	33		1		
5. 2006	XXX	XXX	XXX	18	1	1	1	1	37	51	1		
6. 2007	XXX	XXX	XXX	XXX		18	18	18	9	85			1
7. 2008	XXX	XXX	XXX	XXX	XXX	40	44	44	80	4	2		
8. 2009	XXX	XXX	XXX	XXX	XXX	XXX		46	104	1	1		
9. 2010	XXX	XXX	XXX	XXX	XXX	XXX	XXX			16			
10. 2011	XXX	XXX	XXX	XXX	XXX	XXX	XXX	XXX					
11. 2012	XXX	XXX	XXX	XXX	XXX	XXX	XXX	XXX	XXX				

**SCHEDULE P - PART 3H - SECTION 2 - OTHER LIABILITY - CLAIMS-MADE**

Years in Which Losses Were Incurred	CUMULATIVE PAID NET LOSSES AND DEFENSE AND COST CONTAINMENT EXPENSES REPORTED AT YEAR END ( \$000 OMITTED )										11 Number of Claims Closed With Loss Payment	12 Number of Claims Closed Without Loss Payment	
	1 2003	2 2004	3 2005	4 2006	5 2007	6 2008	7 2009	8 2010	9 2011	10 2012			
1. Prior	0 0 0	987	1,406	1,619	1,787	2,012	2,057	2,026	1,942	1,942			
2. 2003	261	1,233	1,457	1,918	2,083	2,298	2,377	2,379	2,379	2,417	31		14
3. 2004	XXX	131	616	859	969	990	994	990	990	993	14		10
4. 2005	XXX	XXX	175	801	1,100	1,538	1,563	1,564	1,564	1,601	29		8
5. 2006	XXX	XXX	XXX	348	1,218	2,326	2,626	2,723	2,705	2,711	28		16
6. 2007	XXX	XXX	XXX	XXX	300	881	1,219	1,841	1,959	2,102	26		16
7. 2008	XXX	XXX	XXX	XXX	XXX	270	1,134	1,870	2,349	2,824	25		9
8. 2009	XXX	XXX	XXX	XXX	XXX	XXX	259	1,088	1,766	2,316	20		20
9. 2010	XXX	XXX	XXX	XXX	XXX	XXX	XXX	220	1,056	1,695	11		18
10. 2011	XXX	XXX	XXX	XXX	XXX	XXX	XXX	XXX	639	1,348	10		13
11. 2012	XXX	XXX	XXX	XXX	XXX	XXX	XXX	XXX	XXX	266	1		19

**Page 65**

Sch. P, Pt. 3I, Special Property

**NONE**

Sch. P, Pt. 3J, Auto Physical Damage

**NONE**

Sch. P, Pt. 3K, Fidelity/Surety

**NONE**

Sch. P, Pt. 3L, Other (Including Credit, Accident and Health)

**NONE**

Sch. P, Pt. 3M, International

**NONE**

**Page 66**

Sch. P, Pt. 3N, Reinsurance

**NONE**

Sch. P, Pt. 3O, Reinsurance

**NONE**

Sch. P, Pt. 3P, Reinsurance

**NONE**

**Page 67**

Sch. P, Pt. 3R, Sn. 1, Product Liability, Occurrence

**NONE**

Sch. P, Pt. 3R, Sn. 2, Product Liability, Claims Made

**NONE**

Sch. P, Pt. 3S, Financial Guaranty/Mortgage Guaranty

**NONE**

Sch. P, Pt. 3T, Warranty

**NONE**

**Page 68**

Sch. P, Pt. 4A, Homeowners/Farmowners

**NONE**

Sch. P, Pt. 4B, Private Passenger Auto Liability/Medical

**NONE**

Sch. P, Pt. 4C, Commercial Auto/Truck Liability/Medical

**NONE**

Sch. P, Pt. 4D, Workers' Compensation

**NONE**

Sch. P, Pt. 4E, Commercial Multiple Peril

**NONE**

**SCHEDULE P - PART 4F - SECTION 1  
MEDICAL PROFESSIONAL LIABILITY - OCCURRENCE**

Years in Which Losses Were Incurred	BULK AND IBNR RESERVES ON NET LOSSES AND DEFENSE AND COST CONTAINMENT EXPENSES REPORTED AT YEAR END (\$000 OMITTED)									
	1 2003	2 2004	3 2005	4 2006	5 2007	6 2008	7 2009	8 2010	9 2011	10 2012
1. Prior										
2. 2003										
3. 2004	XXX									
4. 2005	XXX	XXX								
5. 2006	XXX	XXX								
6. 2007	XXX	XXX								
7. 2008	XXX	XXX								
8. 2009	XXX	XXX								
9. 2010	XXX	XXX								
10. 2011	XXX	XXX						XX		
11. 2012	XXX	XXX	XXX	XXX	XXX	XXX	XXX	XXX	XXX	

**SCHEDULE P - PART 4F - SECTION 2  
MEDICAL PROFESSIONAL LIABILITY - CLAIMS-MADE**

1. Prior										
2. 2003										
3. 2004	XXX									
4. 2005	XXX	XXX								
5. 2006	XXX	XXX								
6. 2007	XXX	XXX								
7. 2008	XXX	XXX								
8. 2009	XXX	XXX								
9. 2010	XXX	XXX								
10. 2011	XXX	XXX						X		
11. 2012	XXX	XXX	XXX	XXX	XXX	XXX	XXX	XXX	XXX	

**SCHEDULE P - PART 4G - SPECIAL LIABILITY  
(OCEAN MARINE, AIRCRAFT (ALL PERILS),  
BOILER AND MACHINERY)**

1. Prior										
2. 2003										
3. 2004	XXX									
4. 2005	XXX	XXX								
5. 2006	XXX	XXX								
6. 2007	XXX	XXX								
7. 2008	XXX	XXX								
8. 2009	XXX	XXX								
9. 2010	XXX	XXX								
10. 2011	XXX	XXX						X		
11. 2012	XXX	XXX	XXX	XXX	XXX	XXX	XXX	XXX	XXX	

**SCHEDULE P - PART 4H - SECTION 1  
OTHER LIABILITY - OCCURRENCE**

1. Prior										
2. 2003										
3. 2004	XXX									
4. 2005	XXX	XXX								
5. 2006	XXX	XXX								
6. 2007	XXX	XXX								
7. 2008	XXX	XXX								
8. 2009	XXX	XXX								
9. 2010	XXX	XXX								
10. 2011	XXX	XXX						X		
11. 2012	XXX	XXX	XXX	XXX	XXX	XXX	XXX	XXX	XXX	

**SCHEDULE P - PART 4H - SECTION 2  
OTHER LIABILITY - CLAIMS-MADE**

1. Prior	307	153	128	24	78	58				
2. 2003	488	144	15	16	16					
3. 2004	XXX	282	49	5						
4. 2005	XXX	XXX	425	197	150	38	38	8		
5. 2006	XXX	XXX	XXX	543	92	44	10			
6. 2007	XXX	XXX	XXX	XXX	495	93	13			
7. 2008	XXX	XXX	XXX	XXX	XXX	458	110	16		
8. 2009	XXX	XXX	XXX	XXX	XXX	XXX	439	158	73	
9. 2010	XXX	XXX	XXX	XXX	XXX	XXX	XXX	360	127	50
10. 2011	XXX	XXX	XXX	XXX	XXX	XXX	XXX	XXX	435	131
11. 2012	XXX	XXX	XXX	XXX	XXX	XXX	XXX	XXX	XXX	272

**Page 70**

Sch. P, Pt. 4I, Special Property  
**NONE**

Sch. P, Pt. 4J, Auto Physical Damage  
**NONE**

Sch. P, Pt. 4K, Fidelity/Surety  
**NONE**

Sch. P, Pt. 4L, Other (Including Credit, Accident and Health)  
**NONE**

Sch. P, Pt. 4M, International  
**NONE**

**Page 71**

Sch. P, Pt. 4N, Reinsurance  
**NONE**

Sch. P, Pt. 4O, Reinsurance  
**NONE**

Sch. P, Pt. 4P, Reinsurance  
**NONE**

**Page 72**

Sch. P, Pt. 4R, Sn. 1, Products Liability, Occurrence  
**NONE**

Sch. P, Pt. 4R, Sn. 2, Products Liability, Claims Made  
**NONE**

Sch. P, Pt. 4S, Financial Guaranty/Mortgage Guaranty  
**NONE**

Sch. P, Pt. 4T, Warranty  
**NONE**

**Page 73**

Sch. P, Pt. 5A, Sn. 1, Homeowners/Farmowners  
**NONE**

Sch. P, Pt. 5A, Sn. 2, Homeowners/Farmowners  
**NONE**

Sch. P, Pt. 5A, Sn. 3, Homeowners/Farmowners  
**NONE**

**Page 74**

Sch. P, Pt. 5B, Sn. 1, Private Passenger Auto Liability/Medical  
**NONE**

Sch. P, Pt. 5B, Sn. 2, Private Passenger Auto Liability/Medical  
**NONE**

Sch. P, Pt. 5B, Sn. 3, Private Passenger Auto Liability/Medical  
**NONE**

**Page 75**

Sch. P, Pt. 5C, Sn. 1, Commercial Auto/Truck Liability/Medical  
**NONE**

Sch. P, Pt. 5C, Sn. 2, Commercial Auto/Truck Liability/Medical  
**NONE**

Sch. P, Pt. 5C, Sn. 3, Commercial Auto/Truck Liability/Medical  
**NONE**

**Page 76**

Sch. P, Pt. 5D, Sn. 1, Workers' Compensation  
**NONE**

Sch. P, Pt. 5D, Sn. 2, Workers' Compensation  
**NONE**

Sch. P, Pt. 5D, Sn. 3, Workers' Compensation  
**NONE**

**Page 77**

Sch. P, Pt. 5E, Sn. 1, Commercial Multiple Peril  
**NONE**

Sch. P, Pt. 5E, Sn. 2, Commercial Multiple Peril  
**NONE**

Sch. P, Pt. 5E, Sn. 3, Commercial Multiple Peril  
**NONE**

**Page 78**

Sch P, Pt. 5F, Sn. 1A, Medical Professional Liability, Occurrence  
**NONE**

Sch P, Pt. 5F, Sn. 2A, Medical Professional Liability, Occurrence  
**NONE**

Sch P, Pt. 5F, Sn. 3A, Medical Professional Liability, Occurrence  
**NONE**

**Page 79**

Sch P, Pt. 5F, Sn. 1B, Medical Professional Liability Claims Made  
**NONE**

Sch P, Pt. 5F, Sn. 2B, Medical Professional Liability Claims Made  
**NONE**

Sch P, Pt. 5F, Sn. 3B, Medical Professional Liability Claims Made  
**NONE**

**SCHEDULE P - PART 5H - OTHER LIABILITY - OCCURRENCE**

SECTION 1A

Years in Which Premiums Were Earned and Losses Were Incurred	CUMULATIVE NUMBER OF CLAIMS CLOSED WITH LOSS PAYMENT DIRECT AND ASSUMED AT YEAR END									
	1	2	3	4	5	6	7	8	9	10
	2003	2004	2005	2006	2007	2008	2009	2010	2011	2012
1. Prior	3	4		2	2		1	(2)		
2. 2003				1	2	2	2	2	2	
3. 2004	XXX							2	2	
4. 2005	XXX	XXX					2	2	2	1
5. 2006	XXX	XXX	XXX		2			2	2	1
6. 2007	XXX	XXX	XXX	XXX		2		2		
7. 2008	XXX	XXX	XXX	XXX	XXX		1			2
8. 2009	XXX	XXX	XXX	XXX	XXX	XXX	XXX		2	1
9. 2010	XXX	XXX	XXX	XXX	XXX	XXX	XXX	XXX		
10. 2011	XXX	XXX	XXX	XXX	XXX	XXX	XXX	XXX	XXX	
11. 2012	XXX	XXX	XXX	XXX	XXX	XXX	XXX	XXX	XXX	XXX

SECTION 2A

Years in Which Premiums Were Earned and Losses Were Incurred	NUMBER OF CLAIMS OUTSTANDING DIRECT AND ASSUMED AT YEAR END									
	1	2	3	4	5	6	7	8	9	10
	2003	2004	2005	2006	2007	2008	2009	2010	2011	2012
1. Prior		1	1	1		1	1			
2. 2003										
3. 2004	XXX	2	2	2						
4. 2005	XXX	XXX	1	1	1					
5. 2006	XXX	XXX	XXX	1	1					
6. 2007	XXX	XXX	XXX	XXX	1					
7. 2008	XXX	XXX	XXX	XXX	XXX	1				
8. 2009	XXX	XXX	XXX	XXX	XXX	XXX	1		3	2
9. 2010	XXX	XXX	XXX	XXX	XXX	XXX	XXX	1	1	
10. 2011	XXX	XXX	XXX	XXX	XXX	XXX	XXX	XXX	XXX	2
11. 2012	XXX	XXX	XXX	XXX	XXX	XXX	XXX	XXX	XXX	1

SECTION 3A

Years in Which Premiums Were Earned and Losses Were Incurred	CUMULATIVE NUMBER OF CLAIMS REPORTED DIRECT AND ASSUMED AT YEAR END									
	1	2	3	4	5	6	7	8	9	10
	2003	2004	2005	2006	2007	2008	2009	2010	2011	2012
1. Prior	15	17								1
2. 2003										
3. 2004	XXX	2	2	2	2	2	2	2	2	1
4. 2005	XXX	XXX	1	1	1	1	1	1	1	1
5. 2006	XXX	XXX	XXX	1	1	1	1	1	1	1
6. 2007	XXX	XXX	XXX	XXX						1
7. 2008	XXX	XXX	XXX	XXX	XXX	2	2	2	2	2
8. 2009	XXX	XXX	XXX	XXX	XXX	XXX	2	2	2	3
9. 2010	XXX	XXX	XXX	XXX	XXX	XXX	XXX	1	1	
10. 2011	XXX	XXX	XXX	XXX	XXX	XXX	XXX	XXX	XXX	2
11. 2012	XXX	XXX	XXX	XXX	XXX	XXX	XXX	XXX	XXX	1

**SCHEDULE P - PART 5H - OTHER LIABILITY - CLAIMS-MADE**

**SECTION 1B**

Years in Which Premiums Were Earned and Losses Were Incurred	CUMULATIVE NUMBER OF CLAIMS CLOSED WITH LOSS PAYMENT DIRECT AND ASSUMED AT YEAR END									
	1	2	3	4	5	6	7	8	9	10
	2003	2004	2005	2006	2007	2008	2009	2010	2011	2012
1. Prior	335	19	7	8	34	51	29	42	23	
2. 2003	7	18	34	44	34	33	32	31	30	14
3. 2004	XXX	1	8	12	47	52	52	51	49	10
4. 2005	XXX	XXX	3	13	22	23	25	25	23	8
5. 2006	XXX	XXX	XXX	4	26	37	44	44	44	16
6. 2007	XXX	XXX	XXX	XXX	11	24	33	35	36	16
7. 2008	XXX	XXX	XXX	XXX	XXX	2	7	15	20	9
8. 2009	XXX	XXX	XXX	XXX	XXX	XXX	3	7	20	20
9. 2010	XXX	XXX	XXX	XXX	XXX	XXX	XXX	3	12	18
10. 2011	XXX	XXX	XXX	XXX	XXX	XXX	XXX	XXX	7	13
11. 2012	XXX	XXX	XXX	XXX	XXX	XXX	XXX	XXX	XXX	19

**SECTION 2B**

Years in Which Premiums Were Earned and Losses Were Incurred	NUMBER OF CLAIMS OUTSTANDING DIRECT AND ASSUMED AT YEAR END									
	1	2	3	4	5	6	7	8	9	10
	2003	2004	2005	2006	2007	2008	2009	2010	2011	2012
1. Prior	111	55	37	21	14	8	3	5	1	1
2. 2003	106	59	25	8	8	3	1	1		
3. 2004	XXX	83	38	19	11	3	3	1		
4. 2005	XXX	XXX	113	53	23	11	5	1		
5. 2006	XXX	XXX	XXX	120	58	31	13	8	4	2
6. 2007	XXX	XXX	XXX	XXX	108	56	20	12	9	3
7. 2008	XXX	XXX	XXX	XXX	XXX	119	70	38	23	11
8. 2009	XXX	XXX	XXX	XXX	XXX	XXX	125	66	35	14
9. 2010	XXX	XXX	XXX	XXX	XXX	XXX	XXX	107	51	19
10. 2011	XXX	XXX	XXX	XXX	XXX	XXX	XXX	XXX	130	60
11. 2012	XXX	XXX	XXX	XXX	XXX	XXX	XXX	XXX	XXX	111

**SECTION 3B**

Years in Which Premiums Were Earned and Losses Were Incurred	CUMULATIVE NUMBER OF CLAIMS REPORTED DIRECT AND ASSUMED AT YEAR END									
	1	2	3	4	5	6	7	8	9	10
	2003	2004	2005	2006	2007	2008	2009	2010	2011	2012
1. Prior	3	1								1
2. 2003	126	126	126	126	126	126	126	126	126	126
3. 2004	XXX	86	86	86	86	86	86	86	86	86
4. 2005	XXX	XXX	113	118	118	118	118	118	118	118
5. 2006	XXX	XXX	XXX	132	132	132	132	132	132	134
6. 2007	XXX	XXX	XXX	XXX	118	118	118	118	118	123
7. 2008	XXX	XXX	XXX	XXX	XXX	119	118	118	118	130
8. 2009	XXX	XXX	XXX	XXX	XXX	XXX	121	121	121	140
9. 2010	XXX	XXX	XXX	XXX	XXX	XXX	XXX	69	69	105
10. 2011	XXX	XXX	XXX	XXX	XXX	XXX	XXX	XXX	XXX	74
11. 2012	XXX	XXX	XXX	XXX	XXX	XXX	XXX	XXX	XXX	11

**Page 82**

Sch. P, Pt. 5R, Sn. 1A, Products Liability, Occurrence  
**NONE**

Sch. P, Pt. 5R, Sn. 2A, Products Liability, Occurrence  
**NONE**

Sch. P, Pt. 5R, Sn. 3A, Products Liability, Occurrence  
**NONE**

**Page 83**

Sch. P, Pt. 5R, Sn. 1B, Products Liability, Claims Made  
**NONE**

Sch. P, Pt. 5R, Sn. 2B, Products Liability, Claims Made  
**NONE**

Sch. P, Pt. 5R, Sn. 3B, Products Liability, Claims Made  
**NONE**

**Page 84**

Sch. P, Pt. 5T, Sn. 1, Warranty  
**NONE**

Sch. P, Pt. 5T, Sn. 2, Warranty  
**NONE**

Sch. P, Pt. 5T, Sn. 3, Warranty  
**NONE**

**Page 85**

Sch. P, Pt. 6C, Sn. 1, Commercial Auto/Truck Liability/Medical  
**NONE**

Sch. P, Pt. 6C, Sn. 2, Commercial Auto/Truck Liability/Medical  
**NONE**

Sch. P, Pt. 6D, Sn. 1, Workers' Compensation  
**NONE**

Sch. P, Pt. 6D, Sn. 2, Workers' Compensation  
**NONE**

ANNUAL STATEMENT FOR THE YEAR 2012 OF THE OHIO BAR LIAB INS CO  
**SCHEDULE P - PART 6E - COMMERCIAL MULTIPLE PERIL**

SECTION 1

Years in Which Premiums Were Earned and Losses Were Incurred	CUMULATIVE PREMIUMS EARNED DIRECT AND ASSUMED AT YEAR END (\$000 OMITTED)										11 Current Year Premiums Earned
	1 2003	2 2004	3 2005	4 2006	5 2007	6 2008	7 2009	8 2010	9 2011	10 2012	
1. Prior											
2. 2003											
3. 2004	XXX										
4. 2005	XXX	XXX									
5. 2006	XXX	XXX									
6. 2007	XXX	XXX									
7. 2008	XXX	XXX									
8. 2009	XXX	XXX									
9. 2010	XXX	XXX									
10. 2011	XXX	XXX									
11. 2012	XXX	XXX							XXX		
12. Total	XXX	XXX	XXX	XXX	XXX	XXX	XXX	XXX	XXX	XXX	
13. Earned Premiums (Sc P-Pt 1)											XXX

SECTION 2

Years in Which Premiums Were Earned and Losses Were Incurred	CUMULATIVE PREMIUMS EARNED CEDED AT YEAR END (\$000 OMITTED)										11 Current Year Premiums Earned
	1 2003	2 2004	3 2005	4 2006	5 2007	6 2008	7 2009	8 2010	9 2011	10 2012	
1. Prior											
2. 2003											
3. 2004	XXX										
4. 2005	XXX	XXX									
5. 2006	XXX	XXX									
6. 2007	XXX	XXX									
7. 2008	XXX	XXX									
8. 2009	XXX	XXX									
9. 2010	XXX	XXX									
10. 2011	XXX	XXX									
11. 2012	XXX	XXX							XXX		
12. Total	XXX	XXX	XXX	XXX	XXX	XXX	XXX	XXX	XXX	XXX	
13. Earned Premiums (Sc P-Pt 1)											XXX

**SCHEDULE P - PART 6H - OTHER LIABILITY - OCCURRENCE**

SECTION 1A

Years in Which Premiums Were Earned and Losses Were Incurred	CUMULATIVE PREMIUMS EARNED DIRECT AND ASSUMED AT YEAR END (\$000 OMITTED)										11 Current Year Premiums Earned
	1 2003	2 2004	3 2005	4 2006	5 2007	6 2008	7 2009	8 2010	9 2011	10 2012	
1. Prior											
2. 2003	64	65	65	65	65	65	65	65	65	65	
3. 2004	XXX	94	94	94	94	94	94	94	94	94	
4. 2005	XXX	XXX	108	108	108	108	108	108	108	108	
5. 2006	XXX	XXX	XXX	151	151	151	151	151	151	151	
6. 2007	XXX	XXX	XXX	XXX	124	124	124	124	124	124	
7. 2008	XXX	XXX	XXX	XXX	XXX	146	146	146	146	146	
8. 2009	XXX	XXX	XXX	XXX	XXX	XXX	124	124	124	124	
9. 2010	XXX	XXX	XXX	XXX	XXX	XXX	XXX	72	72	72	
10. 2011	XXX	XXX	XXX	XXX	XXX	XXX	XXX	XXX	90	90	
11. 2012	XXX	XXX	XXX	XXX	XXX	XXX	XXX	XXX	XXX	105	
12. Total	XXX	XXX	XXX	XXX	XXX	XXX	XXX	XXX	XXX	XXX	
13. Earned Premiums (Sc P-Pt 1)											XXX

SECTION 2A

Years in Which Premiums Were Earned and Losses Were Incurred	CUMULATIVE PREMIUMS EARNED CEDED AT YEAR END (\$000 OMITTED)										11 Current Year Premiums Earned
	1 2003	2 2004	3 2005	4 2006	5 2007	6 2008	7 2009	8 2010	9 2011	10 2012	
1. Prior											
2. 2003	(5)	(1)			1	1	1				
3. 2004	11	11	11	11	11	11	11	11	11	11	
4. 2005	XXX	23	23	23	23	23	23	23	23	23	
5. 2006	XXX	XXX	17	17	17	17	17	17	17	17	
6. 2007	XXX	XXX	XXX	32	32	32	32	32	32	32	
7. 2008	XXX	XXX	XXX	XXX	25	25	25	25	25	25	
8. 2009	XXX	XXX	XXX	XXX	XXX	XXX	25	25	25	25	
9. 2010	XXX	XXX	XXX	XXX	XXX	XXX	23	23	23	23	
10. 2011	XXX	XXX	XXX	XXX	XXX	XXX	XXX	20	20	20	
11. 2012	XXX	XXX	XXX	XXX	XXX	XXX	XXX	XXX	25	25	
12. Total	XXX	XXX	XXX	XXX	XXX	XXX	XXX	XXX	XXX	XXX	
13. Earned Premiums (Sc P-Pt 1)											XXX

ANNUAL STATEMENT FOR THE YEAR 2012 OF THE OHIO BAR LIAB INS CO  
**SCHEDULE P - PART 6H - OTHER LIABILITY - CLAIMS-MADE**

SECTION 1B

Years in Which Premiums Were Earned and Losses Were Incurred	CUMULATIVE PREMIUMS EARNED DIRECT AND ASSUMED AT YEAR END (\$000 OMITTED)										11 Current Year Premiums Earned	
	1 2003	2 2004	3 2005	4 2006	5 2007	6 2008	7 2009	8 2010	9 2011	10 2012		
1. Prior												
2. 2003	4,505											
3. 2004	XXX	4,505										
4. 2005	XXX	5,054										
5. 2006	XXX	XXX	4,505									
6. 2007	XXX	XXX	5,054	4,505								
7. 2008	XXX	XXX	5,456	5,465	5,456							
8. 2009	XXX	XXX	XXX	5,494	5,494							
9. 2010	XXX	XXX	XXX	XXX	5,602							
10. 2011	XXX	XXX	XXX	XXX	5,602	5,510						
11. 2012	XXX	XXX	XXX	XXX	XXX	5,585						
12. Total	XXX	XXX	XXX	XXX	XXX	XXX	XXX	XXX	XXX	XXX	6,243	6,243
13. Earned Premiums (Sc P-Pt 1)												XXX

SECTION 2B

Years in Which Premiums Were Earned and Losses Were Incurred	CUMULATIVE PREMIUMS EARNED CEDED AT YEAR END (\$000 OMITTED)										11 Current Year Premiums Earned	
	1 2003	2 2004	3 2005	4 2006	5 2007	6 2008	7 2009	8 2010	9 2011	10 2012		
1. Prior												
2. 2003	928											
3. 2004	1,291	1,291										
4. 2005	XXX	1,647	1,647									
5. 2006	XXX	XXX	1,624	1,624								
6. 2007	XXX	XXX	XXX	1,471	1,471							
7. 2008	XXX	XXX	XXX	XXX	1,522							
8. 2009	XXX	XXX	XXX	XXX	XXX	1,460						
9. 2010	XXX	XXX	XXX	XXX	XXX	XXX	1,483					
10. 2011	XXX	XXX	XXX	XXX	XXX	XXX	XXX	1,620				
11. 2012	XXX	XXX	XXX	XXX	XXX	XXX	XXX	XXX	1,419			
12. Total	XXX	XXX	XXX	XXX	XXX	XXX	XXX	XXX	XXX	XXX	1,431	1,431
13. Earned Premiums (Sc P-Pt 1)												XXX

**SCHEDULE P - PART 6M - INTERNATIONAL**

SECTION 1

Years in Which Premiums Were Earned and Losses Were Incurred	CUMULATIVE PREMIUMS EARNED DIRECT AND ASSUMED AT YEAR END (\$000 OMITTED)										11 Current Year Premiums Earned	
	1 2003	2 2004	3 2005	4 2006	5 2007	6 2008	7 2009	8 2010	9 2011	10 2012		
1. Prior												
2. 2003												
3. 2004	XXX											
4. 2005	XXX	XXX										
5. 2006	XXX	XXX										
6. 2007	XXX	XXX										
7. 2008	XXX	XXX										
8. 2009	XXX	XXX										
9. 2010	XXX	XXX										
10. 2011	XXX	XXX										
11. 2012	XXX	XXX							XXX			
12. Total	XXX	XXX	XXX	XXX	XXX	XXX	XXX	XXX	XXX	XXX	XXX	XXX
13. Earned Premiums (Sc P-Pt 1)												XXX

SECTION 2

Years in Which Premiums Were Earned and Losses Were Incurred	CUMULATIVE PREMIUMS EARNED CEDED AT YEAR END (\$000 OMITTED)										11 Current Year Premiums Earned	
	1 2003	2 2004	3 2005	4 2006	5 2007	6 2008	7 2009	8 2010	9 2011	10 2012		
1. Prior												
2. 2003												
3. 2004	XXX											
4. 2005	XXX	XXX										
5. 2006	XXX	XXX										
6. 2007	XXX	XXX										
7. 2008	XXX	XXX										
8. 2009	XXX	XXX										
9. 2010	XXX	XXX										
10. 2011	XXX	XXX										
11. 2012	XXX	XXX							XXX			
12. Total	XXX	XXX	XXX	XXX	XXX	XXX	XXX	XXX	XXX	XXX	XXX	XXX
13. Earned Premiums (Sc P-Pt 1)												XXX

**Page 88**

Sch. P, Pt. 6N, Sn. 1, Reinsurance  
**NONE**

Sch. P, Pt. 6N, Sn. 2, Reinsurance  
**NONE**

Sch. P, Pt. 6O, Sn. 1, Reinsurance  
**NONE**

Sch. P, Pt. 6O, Sn. 2, Reinsurance  
**NONE**

**Page 89**

Sch. P, Pt. 6R, Sn. 1A, Products Liability, Occurrence  
**NONE**

Sch. P, Pt. 6R, Sn. 2A, Products Liability, Occurrence  
**NONE**

Sch. P, Pt. 6R, Sn. 1B, Products Liability, Claims Made  
**NONE**

Sch. P, Pt. 6R, Sn. 2B, Products Liability, Claims Made  
**NONE**

**Page 90**

Sch. P, Pt. 7A, Sn. 1, Primary, Loss Sensitive Contracts  
**NONE**

Sch. P, Pt. 7A, Sn. 2, Incurred Losses and Cost Containment Exp  
**NONE**

Sch. P, Pt. 7A, Sn. 3, Bulk and Incurred But Not Reported Res.  
**NONE**

**Page 91**

Sch. P, Pt. 7A, Sn. 4, Net Earned Premiums Reported  
**NONE**

Sch. P, Pt. 7A, Sn. 5, Net Reserve for Premium Adjustments  
**NONE**

**Page 92**

Sch. P, Pt. 7B, Sn. 1, Reinsurance Loss Sensitive Contracts  
**NONE**

Sch. P, Pt. 7B, Sn. 2, Incurred Losses and Cost Containment Exp.  
**NONE**

Sch. P, Pt. 7B, Sn. 3, Bulk Incurred But Not Reported Reserves  
**NONE**

**Page 93**

Sch. P, Pt. 7B, Sn. 4, Net Earned Premiums Reported at Year End  
**NONE**

Sch. P, Pt. 7B, Sn. 5, Net Reserve for Premium Adjustments  
**NONE**

Sch. P, Pt. 7B, Sn. 6, Incurred Adjustable Commissions  
**NONE**

Sch. P, Pt. 7B, Sn. 7, Reserves for Commission Adjustments  
**NONE**

**SCHEDULE P INTERROGATORIES**

1. The following questions relate to yet-to-be-issued Extended Reporting Endorsements (EREs) arising from Death, Disability, or Retirement (DDR) provisions in Medical Professional Liability Claims Made insurance policies. EREs provided for reasons other than DDR are not to be included.
- 1.1 Does the company issue Medical Professional Liability Claims Made insurance policies that provide tail (also known as an extended reporting endorsement, or "ERE") benefits in the event of Death, Disability, or Retirement (DDR) at a reduced charge or at no additional cost? Yes ( ) No (X)
- If the answer to question 1.1 is "no", leave the following questions blank. If the answer to question 1.1 is "yes", please answer the following questions:
- 1.2 What is the total amount of the reserve for that provision (DDR Reserve), as reported, explicitly or not, elsewhere in this statement (in dollars)? \$ .....
- 1.3 Does the company report any DDR reserve as Unearned Premium Reserve per SSAP #65? Yes ( ) No (X)
- 1.4 Does the company report any DDR reserve as loss or loss adjustment expense reserve? Yes ( ) No (X)
- 1.5 If the company reports DDR reserve as Unearned Premium Reserve, does that amount match the figure on the Underwriting and Investment Exhibit, Part 1A - Recapitulation of all Premiums (Page 7) Column 2, Lines 11.1 plus 11.2? Yes ( ) No ( ) N/A (X)
- 1.6 If the company reports DDR reserve as loss or loss adjustment expense reserve, please complete the following table corresponding to where these reserves are reported in Schedule P:

Years in Which Premiums Were Earned and Losses Were Incurred	DDR Reserve Included in Schedule P, Part 1F, Medical Professional Liability Column 24: Total Net Losses and Expenses Unpaid	
	1 Section 1: Occurrence	2 Section 2: Claims-Made
1.601 Prior .....	.....	.....
1.602 2003 .....	.....	.....
1.603 2004 .....	.....	.....
1.604 2005 .....	.....	.....
1.605 2006 .....	.....	.....
1.606 2007 .....	.....	.....
1.607 2008 .....	.....	.....
1.608 2009 .....	.....	.....
1.609 2010 .....	.....	.....
1.610 2011 .....	.....	.....
1.611 2012 .....	.....	.....
1.612 TOTALS .....	.....	.....

2. The definition of allocated loss adjustment expenses (ALAE) and, therefore, unallocated loss adjustment expenses (ULAE) was changed effective January 1, 1998. This change in definition applies to both paid and unpaid expenses. Are these expenses (now reported as "Defense and Cost Containment" and "Adjusting and Other") reported in compliance with these definitions in this statement? Yes (X) No ( )
3. The Adjusting and Other expense payments and reserves should be allocated to the years in which the losses were incurred based on the number of claims reported, closed and outstanding in those years. When allocating Adjusting and Other expense between companies in a group or a pool, the Adjusting and Other expense should be allocated in the same percentage used for the loss amounts and the claim counts. For reinsurers, Adjusting and Other expense assumed should be reported according to the reinsurance contract. For Adjusting and Other expense incurred by reinsurers, or in those situations where suitable claim count information is not available, Adjusting and Other expense should be allocated by a reasonable method determined by the company and described in Interrogatory 7, below. Are they so reported in this Statement? Yes (X) No ( )
4. Do any lines in Schedule P include reserves that are reported gross of any discount to present value of future payments, and that are reported net of such discounts on Page 10? Yes ( ) No (X)
- If yes, proper disclosure must be made in the Notes to Financial Statements, as specified in the Instructions. Also, the discounts must be reported in Schedule P - Part 1, Column 32 and Column 33.
- Schedule P must be completed gross of non-tabular discounting. Work papers relating to discount calculations must be available for examination upon request.
- Discounting is allowed only if expressly permitted by the state insurance department to which this Annual Statement is being filed.
5. What were the net premiums in force at the end of the year for: 5.1 Fidelity \$ .....  
 (in thousands of dollars) 5.2 Surety \$ .....
6. Claim count information is reported per claim or per claimant. (Indicate which). .....
- If not the same in all years, explain in Interrogatory 7.
- 7.1 The information provided in Schedule P will be used by many persons to estimate the adequacy of the current loss and expense reserves, among other things. Are there any especially significant events, coverage, retention or accounting changes that have occurred that must be considered when making such analyses? Yes ( ) No (X)
- 7.2 An extended statement may be attached:
- .....
- .....
- .....

**Page 96**

Sch. T, Part 2, Interstate Compact

**NONE**

**Page 98**

Schedule Y, Part 1A

**NONE**

Schedule Y, Part 1A, Explanation

**NONE**

**Page 99**

Sch. Y, Pt. 2, Insurer's Transactions with any Affiliates

**NONE**

**SUPPLEMENTAL EXHIBITS AND SCHEDULES INTERROGATORIES**

The following supplemental reports are required to be filed as part of your statement filing unless specifically waived by the domiciliary state. However, in the event that your domiciliary state waives the filing requirement, your response of WAIVED to the specific interrogatory will be accepted in lieu of filing a "NONE" report and a bar code will be printed below. If the supplement is required of your company but is not being filed for whatever reason, enter SEE EXPLANATION and provide an explanation following the interrogatory questions.

MARCH FILING	RESPONSES
1. Will an actuarial opinion be filed by March 1?	YES
<b>EXPLANATION:</b>	
<b>BARCODE:</b> Document Identifier 440:	
2. Will the Supplemental Compensation Exhibit be filed with the state of domicile by March 1?	YES
<b>EXPLANATION:</b>	
<b>BARCODE:</b> Document Identifier 460:	
3. Will the confidential Risk-based Capital Report be filed with the NAIC by March 1?	YES
<b>EXPLANATION:</b>	
<b>BARCODE:</b> Document Identifier 390:	
4. Will the confidential Risk-based Capital Report be filed with the state of domicile, if required, by March 1?	YES
<b>EXPLANATION:</b>	
<b>BARCODE:</b> Document Identifier 390:	
<b>APRIL FILING</b>	
5. Will the Insurance Expense Exhibit be filed with the state of domicile and the NAIC by April 1?	YES
<b>EXPLANATION:</b>	
<b>BARCODE:</b> Document Identifier 270:	
6. Will Management's Discussion and Analysis be filed by April 1?	YES
<b>EXPLANATION:</b>	
<b>BARCODE:</b> Document Identifier 350:	
7. Will the Supplemental Investment Risks Interrogatories be filed by April 1?	YES
<b>EXPLANATION:</b>	
<b>BARCODE:</b> Document Identifier 285:	
<b>MAY FILING</b>	
8. Will this company be included in a combined annual statement that is filed with the NAIC by May 1?	WAIVED
<b>EXPLANATION:</b>	
<b>BARCODE:</b> Document Identifier 201:	



**SUPPLEMENTAL EXHIBITS AND SCHEDULES INTERROGATORIES  
(Continued)**

The following supplemental reports are required to be filed as part of your statement filing unless specifically waived by the domiciliary state. However, in the event that your domiciliary state waives the filing requirement, your response of WAIVED to the specific interrogatory will be accepted in lieu of filing a "NONE" report and a bar code will be printed below. If the supplement is required of your company but is not being filed for whatever reason, enter SEE EXPLANATION and provide an explanation following the interrogatory questions.

**JUNE FILING**

9. Will an audited financial report be filed by June 1? YES

**EXPLANATION:**

**BARCODE:**  
Document Identifier 220:

10. Will Accountants Letter of Qualifications be filed with the state of domicile and electronically with the NAIC by June 1? YES

**EXPLANATION:**

**BARCODE:**  
Document Identifier 221:

**AUGUST FILING**

11. Will Communication of Internal Control Related Matters Noted in Audit be filed with the state of domicile by August 1? YES

**EXPLANATION:**

**BARCODE:**  
Document Identifier 222

The following supplemental reports are required to be filed as part of your statement filing. However, in the event that your company does not transact the type of business for which the special report must be filed, your response of NO to the specific interrogatory will be accepted in lieu of filing a "NONE" report and a bar code will be printed below. If the supplement is required of your company but is not being filed for whatever reason, enter SEE EXPLANATION and provide an explanation following the interrogatory questions.

**MARCH FILING**

12. Will Schedule SIS (Stockholder Information Supplement) be filed with the state of domicile by March 1? NO

**EXPLANATION:**

**BARCODE:**  
Document Identifier 420:



13. Will the Financial Guaranty Insurance Exhibit be filed by March 1? NO

**EXPLANATION:**

**BARCODE:**  
Document Identifier 240:



14. Will the Medicare Supplement Insurance Experience Exhibit be filed with the state of domicile and the NAIC by March 1? NO

**EXPLANATION:**

**BARCODE:**  
Document Identifier 360:



15. Will Supplement A to Schedule T (Medical Professional Liability Supplement) be filed by March 1? NO

**EXPLANATION:**

**BARCODE:**  
Document Identifier 455:



16. Will the Trusteed Surplus Statement be filed with the state of domicile and the NAIC by March 1? NO






**EXPLANATION:**

**BARCODE:**  
Document Identifier 490:



**SUPPLEMENTAL EXHIBITS AND SCHEDULES INTERROGATORIES  
(Continued)**

The following supplemental reports are required to be filed as part of your statement filing. However, in the event that your company does not transact the type of business for which the special report must be filed, your response of NO to the specific interrogatory will be accepted in lieu of filing a "NONE" report and a bar code will be printed below. If the supplement is required of your company but is not being filed for whatever reason, enter SEE EXPLANATION and provide an explanation following the interrogatory questions.

MARCH FILING	RESPONSES
17. Will the Premiums Attributed to Protected Cells Exhibit be filed by March 1?	NO
<b>EXPLANATION:</b>	
<b>BARCODE:</b> Document Identifier 385:	3 7 1 7 6 2 0 1 2 3 8 5 0 0 0 0 0 
18. Will the Reinsurance Summary Supplemental Filing for General Interrogatory 9 be filed with the state of domicile and the NAIC by March 1?	NO
<b>EXPLANATION:</b>	
<b>BARCODE:</b> Document Identifier 401:	3 7 1 7 6 2 0 1 2 4 0 1 0 0 0 0 0 
19. Will the Medicare Part D Coverage Supplement be filed with the state of domicile and the NAIC by March 1?	NO
<b>EXPLANATION:</b>	
<b>BARCODE:</b> Document Identifier 365:	3 7 1 7 6 2 0 1 2 3 6 5 0 0 0 0 0 
20. Will the confidential Actuarial Opinion Summary be filed with the state of domicile, if required, by March 15 (or the date otherwise specified)?	YES
<b>EXPLANATION:</b>	
<b>BARCODE:</b> Document Identifier 441:	
21. Will the Reinsurance Attestation Supplement be filed with the state of domicile and the NAIC by March 1?	YES
<b>EXPLANATION:</b>	
<b>BARCODE:</b> Document Identifier 399:	
22. Will the Exceptions to the Reinsurance Attestation Supplement be filed with the state of domicile by March 1?	YES
<b>EXPLANATION:</b>	
<b>BARCODE:</b> Document Identifier 400:	
23. Will the Bail Bond Supplement be filed with the state of domicile and the NAIC by March 1?	NO
<b>EXPLANATION:</b>	
<b>BARCODE:</b> Document Identifier 500:	3 7 1 7 6 2 0 1 2 5 0 0 0 0 0 0 0 
24. Will the Director and Officer Insurance Coverage Supplement be filed with the state of domicile and the NAIC by March 1?	NO
<b>EXPLANATION:</b>	
<b>BARCODE:</b> Document Identifier 505:	3 7 1 7 6 2 0 1 2 5 0 5 0 0 0 0 0 

**SUPPLEMENTAL EXHIBITS AND SCHEDULES INTERROGATORIES  
(Continued)**

The following supplemental reports are required to be filed as part of your statement filing. However, in the event that your company does not transact the type of business for which the special report must be filed, your response of NO to the specific interrogatory will be accepted in lieu of filing a "NONE" report and a bar code will be printed below. If the supplement is required of your company but is not being filed for whatever reason, enter SEE EXPLANATION and provide an explanation following the interrogatory questions.

MARCH FILING	RESPONSES
25. Will an approval from the reporting entity's state of domicile for relief related to the five-year rotation requirement for lead audit partner be filed electronically with the NAIC by March 1?	NO

EXPLANATION:

BARCODE:  
Document Identifier 224: 3 7 1 7 6 2 0 1 2 2 2 4 0 0 0 0 0  


26. Will an approval from the reporting entity's state of domicile for relief related to the one-year cooling off period for independent CPA be filed electronically with the NAIC by March 1?	NO
--	----

EXPLANATION:

BARCODE:  
Document Identifier 225: 3 7 1 7 6 2 0 1 2 2 2 5 0 0 0 0 0  


27. Will an approval from the reporting entity's state of domicile for relief related to the Requirements for Audit Committees be filed electronically with the NAIC by March 1?	NO
--	----

EXPLANATION:

BARCODE:  
Document Identifier 226: 3 7 1 7 6 2 0 1 2 2 2 6 0 0 0 0 0  


APRIL FILING

28. Will the Credit Insurance Experience Exhibit be filed with the state of domicile and the NAIC by April 1?	NO
---	----

EXPLANATION:

BARCODE:  
Document Identifier 230: 3 7 1 7 6 2 0 1 2 2 3 0 0 0 0 0 0  



29. Will the Long-Term Care Experience Reporting Forms be filed with the state of domicile and the NAIC by April 1?	NO
---	----

EXPLANATION:

BARCODE:  
Document Identifier 306: 3 7 1 7 6 2 0 1 2 3 0 6 0 0 0 0 0  


30. Will the Accident and Health Policy Experience Exhibit be filed by April 1?	NO
---	----

EXPLANATION:

BARCODE:  
Document Identifier 210: 3 7 1 7 6 2 0 1 2 2 1 0 0 0 0 0 0  


31. Will the Supplemental Health Care Exhibit (Parts 1, 2 and 3) be filed with the state of domicile and the NAIC by April 1?	NO
---	----

EXPLANATION:  
Do not write Supplemental Health Care.

BARCODE:  
Document Identifier 216: 3 7 1 7 6 2 0 1 2 2 1 6 0 0 0 0 0  


APRIL FILING

32. Will the regulator only (non-public) Supplemental Health Care Exhibit's Allocation Report be filed with the state of domicile and the NAIC by April 1?	NO
--	----

EXPLANATION:

BARCODE:  
Document Identifier 217: 3 7 1 7 6 2 0 1 2 2 1 7 0 0 0 0 0  


**SUPPLEMENTAL EXHIBITS AND SCHEDULES INTERROGATORIES  
(Continued)**

The following supplemental reports are required to be filed as part of your statement filing. However, in the event that your company does not transact the type of business for which the special report must be filed, your response of NO to the specific interrogatory will be accepted in lieu of filing a "NONE" report and a bar code will be printed below. If the supplement is required of your company but is not being filed for whatever reason, enter SEE EXPLANATION and provide an explanation following the interrogatory questions.

**AUGUST FILING**

**RESPONSES**

33. Will Management's Report of Internal Control Over Financial Reporting be filed with the state of domicile by August 1?

YES

**EXPLANATION:**

**BARCODE:**

Document Identifier 223:

# Property and Casualty

## Annual Statement Blank Alphabetical Index

Assets .....	2	Schedule H - Parts 2, 3, and 4 .....	32
Cash Flow .....	5	Schedule H - Part 5 - Health Claims .....	33
Exhibit of Capital Gains (Losses) .....	12	Schedule P - Part 1 - Summary .....	34
Exhibit of Net Investment Income .....	12	Schedule P - Part 1A - Homeowners/ Farmowners .....	36
Exhibit of Nonadmitted Assets .....	13	Schedule P - Part 1B - Private Passenger Auto Liability/Medical .....	37
Exhibit of Premiums and Losses (State Page) .....	19	Schedule P - Part 1C - Commercial Auto/Truck Liability/Medical .....	38
Five-Year Historical Data .....	17	Schedule P - Part 1D - Workers' Compensation .....	39
General Interrogatories .....	15	Schedule P - Part 1E - Commercial Multiple Peril .....	40
Jurat Page .....	1	Schedule P - Part 1F - Section 1 - Medical Professional Liability - Occurrence .....	41
Liabilities, Surplus and Other Funds .....	3	Schedule P - Part 1F - Section 2 - Medical Professional Liability - Claims-Made .....	42
Notes To Financial Statements .....	14	Schedule P - Part 1G - Special Liability (Ocean, Marine, Aircraft (All Perils), Boiler and Machinery) .....	43
Overflow Page For Write-ins .....	101	Schedule P - Part 1H - Section 1 - Other Liability - Occurrence .....	44
Schedule A - Part 1 .....	E01	Schedule P - Part 1H - Section 2 - Other Liability - Claims-Made .....	45
Schedule A - Part 2 .....	E02	Schedule P - Part 1I - Special Property (Fire, Allied Lines, Inland Marine, Earthquake, Burglary and Theft) .....	46
Schedule A - Part 3 .....	E03	Schedule P - Part 1J - Auto Physical Damage .....	47
Schedule A - Verification Between Years .....	SI02	Schedule P - Part 1K - Fidelity/Surety .....	48
Schedule B - Part 1 .....	E04	Schedule P - Part 1L - Other (Including Credit, Accident and Health) .....	49
Schedule B - Part 2 .....	E05	Schedule P - Part 1M - International .....	50
Schedule B - Part 3 .....	E06	Schedule P - Part 1N - Reinsurance .....	51
Schedule B - Verification Between Years .....	SI02	Schedule P - Part 1O - Reinsurance .....	52
Schedule BA - Part 1 .....	E07	Schedule P - Part 1P - Reinsurance .....	53
Schedule BA - Part 2 .....	E08	Schedule P - Part 1R - Section 1 - Products Liability - Occurrence .....	54
Schedule BA - Part 3 .....	E09	Schedule P - Part 1R - Section 2 - Products Liability - Claims-Made .....	55
Schedule BA - Verification Between Years .....	SI03	Schedule P - Part 1S - Financial Guaranty/Mortgage Guaranty .....	56
Schedule D - Part 1 .....	E10	Schedule P - Part 1T - Warranty .....	57
Schedule D - Part 1A - Section 1 .....	SI05	Schedule P - Parts 2, 3, and 4 - Summary .....	35
Schedule D - Part 1A - Section 2 .....	SI08	Schedule P - Part 2A - Homeowners/ Farmowners .....	58
Schedule D - Part 2 - Section 1 .....	E11	Schedule P - Part 2B - Private Passenger Auto Liability/Medical .....	58
Schedule D - Part 2 - Section 2 .....	E12	Schedule P - Part 2C - Commercial Auto/Truck Liability/Medical .....	58
Schedule D - Part 3 .....	E13	Schedule P - Part 2D - Workers' Compensation .....	58
Schedule D - Part 4 .....	E14	Schedule P - Part 2E - Commercial Multiple Peril .....	58
Schedule D - Part 5 .....	E15	Schedule P - Part 2F - Section 1 - Medical Professional Liability - Occurrence .....	59
Schedule D - Part 6 - Section 1 .....	E16	Schedule P - Part 2F - Section 2 - Medical Professional Liability - Claims-Made .....	59
Schedule D - Part 6 - Section 2 .....	E16	Schedule P - Part 2G - Special Liability (Ocean Marine, Aircraft (All Perils), Boiler and Machinery) .....	59
Schedule D - Summary By Country .....	SI04	Schedule P - Part 2H - Section 1 - Other Liability - Occurrence .....	59
Schedule D - Verification Between Years .....	SI03	Schedule P - Part 2H - Section 2 - Other Liability - Claims-Made .....	59
Schedule DA - Part 1 .....	E17	Schedule P - Part 2I - Special Property (Fire, Allied Lines, Inland Marine, Earthquake, Burglary and Theft) .....	60
Schedule DA - Verification Between Years .....	SI10	Schedule P - Part 2J - Auto Physical Damage .....	60
Schedule DB - Part A - Section 1 .....	E18	Schedule P - Part 2K - Fidelity/Surety .....	60
Schedule DB - Part A - Section 2 .....	E19	Schedule P - Part 2L - Other (Including Credit, Accident and Health) .....	60
Schedule DB - Part A - Verification Between Years .....	SI11	Schedule P - Part 2M - International .....	60
Schedule DB - Part B - Section 1 .....	E20	Schedule P - Part 2N - Reinsurance .....	61
Schedule DB - Part B - Section 2 .....	E21	Schedule P - Part 2O - Reinsurance .....	61
Schedule DB - Part B - Verification Between Years .....	SI11	Schedule P - Part 2P - Reinsurance .....	61
Schedule DB - Part C - Section 1 .....	SI12	Schedule P - Part 2R - Section 1 - Products Liability - Occurrence .....	62
Schedule DB - Part C - Section 2 .....	SI13	Schedule P - Part 2R - Section 2 - Products Liability - Claims-Made .....	62
Schedule DB - Part D .....	E22	Schedule P - Part 2S - Financial Guaranty/Mortgage Guaranty .....	62
Schedule DB - Verification .....	SI14	Schedule P - Part 2T - Warranty .....	62
Schedule DL - Part 1 .....	E23	Schedule P - Part 3A - Homeowners/ Farmowners .....	63
Schedule DL - Part 2 .....	E24	Schedule P - Part 3B - Private Passenger Auto Liability/Medical .....	63
Schedule E - Part 1 - Cash .....	E25	Schedule P - Part 3C - Commercial Auto/Truck Liability/Medical .....	63
Schedule E - Part 2 - Cash Equivalents .....	E26	Schedule P - Part 3D - Workers' Compensation .....	63
Schedule E - Part 3 - Special Deposits .....	E27	Schedule P - Part 3E - Commercial Multiple Peril .....	63
Schedule E - Verification Between Years .....	SI15	Schedule P - Part 3F - Section 1 - Medical Professional Liability - Occurrence .....	64
Schedule F - Part 1 .....	20	Schedule P - Part 3F - Section 2 - Medical Professional Liability - Claims-Made .....	64
Schedule F - Part 2 .....	21	Schedule P - Part 3G - Special Liability (Ocean Marine, Aircraft (All Perils), Boiler and Machinery) .....	64
Schedule F - Part 3 .....	22	Schedule P - Part 3H - Section 1 - Other Liability - Occurrence .....	64
Schedule F - Part 4 .....	23	Schedule P - Part 3H - Section 2 - Other Liability - Claims-Made .....	64
Schedule F - Part 5 .....	24	Schedule P - Part 3I - Special Property (Fire, Allied Lines, Inland Marine, Earthquake, Burglary and Theft) .....	65
Schedule F - Part 6 - Section 1 .....	25	Schedule P - Part 3J - Auto Physical Damage .....	65
Schedule F - Part 6 - Section 2 .....	27	Schedule P - Part 3K - Fidelity/Surety .....	65
Schedule F - Part 7 .....	28		
Schedule F - Part 8 .....	29		
Schedule F - Part 9 .....	30		
Schedule H - Accident and Health Exhibit - Part 1 .....	31		

# Property and Casualty

## Annual Statement Blank Alphabetical Index (cont.)

Schedule P - Part 3L - Other (Including Credit, Accident and Health) .....	65	Supplemental Exhibits and Schedules Interrogatories .....	100
Schedule P - Part 3M - International .....	65	Underwriting and Investment Exhibit Part 1 .....	6
Schedule P - Part 3N - Reinsurance .....	66	Underwriting and Investment Exhibit Part 1A .....	7
Schedule P - Part 3O - Reinsurance .....	66	Underwriting and Investment Exhibit Part 1B .....	8
Schedule P - Part 3P - Reinsurance .....	66	Underwriting and Investment Exhibit Part 2 .....	9
Schedule P - Part 3R - Section 1 - Products Liability - Occurrence .....	67	Underwriting and Investment Exhibit Part 2A .....	10
Schedule P - Part 3R - Section 2 - Products Liability - Claims-Made .....	67	Underwriting and Investment Exhibit Part 3 .....	11
Schedule P - Part 3S - Financial Guaranty/Mortgage Guaranty .....	67		
Schedule P - Part 3T - Warranty .....	67		
Schedule P - Part 4A - Homeowners/Farmowners .....	68		
Schedule P - Part 4B - Private Passenger Auto Liability/Medical .....	68		
Schedule P - Part 4C - Commercial Auto/Truck Liability/Medical .....	68		
Schedule P - Part 4D - Workers' Compensation .....	68		
Schedule P - Part 4E - Commercial Multiple Peril .....	68		
Schedule P - Part 4F - Section 1 - Medical Professional Liability - Occurrence .....	69		
Schedule P - Part 4F - Section 2 - Medical Professional Liability - Claims-Made .....	69		
Schedule P - Part 4G - Special Liability (Ocean Marine, Aircraft (All Perils), Boiler and Machinery) .....	69		
Schedule P - Part 4H - Section 1 - Other Liability - Occurrence .....	69		
Schedule P - Part 4H - Section 2 - Other Liability - Claims-Made .....	69		
Schedule P - Part 4I - Special Property (Fire, Allied Lines, Inland Marine, Earthquake, Burglary and Theft) .....	70		
Schedule P - Part 4J - Auto Physical Damage .....	70		
Schedule P - Part 4K - Fidelity/Surety .....	70		
Schedule P - Part 4L - Other (Including Credit, Accident and Health) .....	70		
Schedule P - Part 4M - International .....	70		
Schedule P - Part 4N - Reinsurance .....	71		
Schedule P - Part 4O - Reinsurance .....	71		
Schedule P - Part 4P - Reinsurance .....	71		
Schedule P - Part 4R - Section 1 - Products Liability - Occurrence .....	72		
Schedule P - Part 4R - Section 2 - Products Liability - Claims-Made .....	72		
Schedule P - Part 4S - Financial Guaranty/Mortgage Guaranty .....	72		
Schedule P - Part 4T - Warranty .....	72		
Schedule P - Part 5A - Homeowners/Farmowners .....	73		
Schedule P - Part 5B - Private Passenger Auto Liability/Medical .....	74		
Schedule P - Part 5C - Commercial Auto/Truck Liability/Medical .....	75		
Schedule P - Part 5D - Workers' Compensation .....	76		
Schedule P - Part 5E - Commercial Multiple Peril .....	77		
Schedule P - Part 5F - Medical Professional Liability - Claims-Made .....	79		
Schedule P - Part 5F - Medical Professional Liability - Occurrence .....	78		
Schedule P - Part 5H - Other Liability - Claims-Made .....	81		
Schedule P - Part 5H - Other Liability - Occurrence .....	80		
Schedule P - Part 5R - Products Liability - Claims-Made .....	83		
Schedule P - Part 5R - Products Liability - Occurrence .....	82		
Schedule P - Part 5T - Warranty .....	84		
Schedule P - Part 6C - Commercial Auto/Truck Liability/Medical .....	85		
Schedule P - Part 6D - Workers' Compensation .....	85		
Schedule P - Part 6E - Commercial Multiple Peril .....	86		
Schedule P - Part 6H - Other Liability - Claims-Made .....	87		
Schedule P - Part 6H - Other Liability - Occurrence .....	86		
Schedule P - Part 6M - International .....	87		
Schedule P - Part 6N - Reinsurance .....	88		
Schedule P - Part 6O - Reinsurance .....	88		
Schedule P - Part 6R - Products Liability - Claims-Made .....	89		
Schedule P - Part 6R - Products Liability - Occurrence .....	89		
Schedule P - Part 7A - Primary Loss Sensitive Contracts .....	90		
Schedule P - Part 7B - Reinsurance Loss Sensitive Contracts .....	92		
Schedule P Interrogatories .....	94		
Schedule T - Exhibit of Premiums Written .....	95		
Schedule T - Part 2 - Interstate Compact .....	96		
Schedule Y - Information Concerning Activities of Insurer Members of a Holding Company Group .....	97		
Schedule Y - Part 1A - Detail of Insurance Holding Company System .....	98		
Schedule Y - Part 2 - Summary of Insurer's Transactions With Any Affiliates .....	99		
Statement of Income .....	4		
Summary Investment Schedule .....	SI01		