



PROPERTY AND CASUALTY COMPANIES - ASSOCIATION EDITION

ANNUAL STATEMENT

FOR THE YEAR ENDED DECEMBER 31, 2012
OF THE CONDITION AND AFFAIRS OF THE

FARMERS INSURANCE OF COLUMBUS, INC.

NAIC Group Code 0212 (Current) 0212 (Prior) NAIC Company Code 36889 Employer's ID Number 31-0956373

Organized under the Laws of Ohio, State of Domicile or Port of Entry Ohio
Country of Domicile United States of America

Incorporated/Organized 04/05/1979 Commenced Business 06/08/1979

Statutory Home Office 2500 Farmers Drive, Suite 200 Columbus, OH, US 43235
(Street and Number) (City or Town, State, Country and Zip Code)

Main Administrative Office 2500 Farmers Drive, Suite 200 Columbus, OH, US 43235
(Street and Number) (City or Town, State, Country and Zip Code) 614-602-3046
(Area Code) (Telephone Number)

Mail Address P.O. Box 2478 Terminal Annex Los Angeles, CA, US 90051
(Street and Number or P.O. Box) (City or Town, State, Country and Zip Code)

Primary Location of Books and Records 2500 Farmers Drive, Suite 200 Columbus, OH, US 43235
(Street and Number) (City or Town, State, Country and Zip Code) 323-932-3441
(Area Code) (Telephone Number)

Internet Website Address www.farmers.com

Statutory Statement Contact Scott Ballew Vice President, Treasurer Ronald Gregory Myhan
(Name) (Area Code) (Telephone Number)
scott_ballew@farmersinsurance.com 323-930-4266
(E-mail Address) (FAX Number)

OFFICERS

President Daniel Mark Lewis # Vice President, Treasurer Ronald Gregory Myhan
Secretary Doren Eugene Hohl

OTHER

Bryan Francis Murphy Vice President James Leslie Nutting Vice President Jeffrey Michael Sauls # Vice President

DIRECTORS OR TRUSTEES

Kenneth Wayne Bentley Peter David Kaplan David Wayne Louie #
Dale Anne Marlin # Ronald Gregory Myhan Donald Eugene Rodriguez
David Anthony Travers John Tsu-Chao Wu

State of Ohio SS:
County of Muskingum

The officers of this reporting entity being duly sworn, each depose and say that they are the described officers of said reporting entity, and that on the reporting period stated above, all of the herein described assets were the absolute property of the said reporting entity, free and clear from any liens or claims thereon, except as herein stated, and that this statement, together with related exhibits, schedules and explanations therein contained, annexed or referred to, is a full and true statement of all the assets and liabilities and of the condition and affairs of the said reporting entity as of the reporting period stated above, and of its income and deductions therefrom for the period ended, and have been completed in accordance with the NAIC Annual Statement Instructions and Accounting Practices and Procedures manual except to the extent that: (1) state law may differ; or, (2) that state rules or regulations require differences in reporting not related to accounting practices and procedures, according to the best of their information, knowledge and belief, respectively. Furthermore, the scope of this attestation by the described officers also includes the related corresponding electronic filing with the NAIC, when required, that is an exact copy (except for formatting differences due to electronic filing) of the enclosed statement. The electronic filing may be requested by various regulators in lieu of or in addition to the enclosed statement.

Signatures of Daniel Mark Lewis (President), Doren Eugene Hohl (Secretary), and Ronald Gregory Myhan (Vice President, Treasurer)

Subscribed and sworn to before me this 17th day of January, 2013
Chawntilly Krier

- a. Is this an original filing? Yes [X] No []
b. If no,
1. State the amendment number.....
2. Date filed
3. Number of pages attached.....



CHAWNTILLY KRIER
Notary Public, State of Ohio
My Commission Expires

07/22/2015

State of California
County of Los Angeles

Subscribed and sworn to (or affirmed) before me on this 15th day of February, 2013, by

(1) Doren Eugene Hohl, Name of Signer

proved to me on the basis of satisfactory evidence to be the person who appeared before me,

and

(2) Ronald Gregory Myhan, Name of Signer

proved to me on the basis of satisfactory evidence to be the person who appeared before me.



Place Notary Stamp Above

Signature of Notary Public



ANNUAL STATEMENT FOR THE YEAR 2012 OF THE FARMERS INSURANCE OF COLUMBUS, INC.

EXHIBIT OF PREMIUMS AND LOSSES (Statutory Page 14)

NAIC Group Code 0212

Direct Business in the state of California

During the Year 2012

NAIC Company Code 36889

Line of Business	Gross Premiums, Including Policy and Membership Fees, Less Return Premiums and Premiums on Policies not Taken		3 Dividends Paid or Credited to Policyholders on Direct Business	4 Direct Unearned Premium Reserves	5 Direct Losses Paid (deducting salvage)	6 Direct Losses Incurred	7 Direct Losses Unpaid	8 Direct Defense and Cost Containment Expense Paid	9 Direct Defense and Cost Containment Expense Incurred	10 Direct Defense and Cost Containment Expense Unpaid	11 Commissions and Brokerage Expenses	12 Taxes, Licenses and Fees
	1 Direct Premiums Written	2 Direct Premiums Earned										
1. Fire												
2.1 Allied lines												
2.2 Multiple peril crop												
2.3 Federal flood												
3. Farmowners multiple peril												
4. Homeowners multiple peril												
5.1 Commercial multiple peril (non-liability portion)												
5.2 Commercial multiple peril (liability portion)												
6. Mortgage guaranty												
8. Ocean marine												
9. Inland marine												
10. Financial guaranty												
11. Medical professional liability												
12. Earthquake												
13. Group accident and health (b)												
14. Credit accident and health (group and individual)												
15.1 Collectively renewable accident and health (b)												
15.2 Non-cancelable accident and health (b)												
15.3 Guaranteed renewable accident and health (b)												
15.4 Non-renewable for stated reasons only (b)												
15.5 Other accident only												
15.6 Medicare Title XVIII exempt from state taxes or fees												
15.7 All other accident and health (b)												
15.8 Federal employees health benefits program premium (b)												
16. Workers' compensation												
17.1 Other Liability - occurrence												
17.2 Other Liability - claims made												
17.3 Excess workers' compensation												
18. Products liability												
19.1 Private passenger auto no-fault (personal injury protection)												
19.2 Other private passenger auto liability												
19.3 Commercial auto no-fault (personal injury protection)												
19.4 Other commercial auto liability												
21.1 Private passenger auto physical damage												
21.2 Commercial auto physical damage												
22. Aircraft (all perils)												
23. Fidelity												
24. Surety												
26. Burglary and theft												
27. Boiler and machinery												
28. Credit												
30. Warranty												
34. Aggregate write-ins for other lines of business												
35. TOTALS (a)												
DETAILS OF WRITE-INS												
3401.												
3402.												
3403.												
3498. Summary of remaining write-ins for Line 34 from overflow page												
3499. Totals (Lines 3401 thru 3403 plus 3498)(Line 34 above)												

NONE

(a) Finance and service charges not included in Lines 1 to 35 \$

(b) For health business on indicated lines report: Number of persons insured under PPO managed care products and number of persons insured under indemnity only products

19 CA



ANNUAL STATEMENT FOR THE YEAR 2012 OF THE FARMERS INSURANCE OF COLUMBUS, INC.

EXHIBIT OF PREMIUMS AND LOSSES (Statutory Page 14)

NAIC Group Code 0212

Direct Business in the state of Michigan

During the Year 2012

NAIC Company Code 36889

Line of Business	Gross Premiums, Including Policy and Membership Fees, Less Return Premiums and Premiums on Policies not Taken		3 Dividends Paid or Credited to Policyholders on Direct Business	4 Direct Unearned Premium Reserves	5 Direct Losses Paid (deducting salvage)	6 Direct Losses Incurred	7 Direct Losses Unpaid	8 Direct Defense and Cost Containment Expense Paid	9 Direct Defense and Cost Containment Expense Incurred	10 Direct Defense and Cost Containment Expense Unpaid	11 Commissions and Brokerage Expenses	12 Taxes, Licenses and Fees
	1 Direct Premiums Written	2 Direct Premiums Earned										
1. Fire												
2.1 Allied lines												
2.2 Multiple peril crop												
2.3 Federal flood												
3. Farmowners multiple peril												
4. Homeowners multiple peril												
5.1 Commercial multiple peril (non-liability portion)												
5.2 Commercial multiple peril (liability portion)												
6. Mortgage guaranty												
8. Ocean marine												
9. Inland marine												
10. Financial guaranty												
11. Medical professional liability												
12. Earthquake												
13. Group accident and health (b)												
14. Credit accident and health (group and individual)												
15.1 Collectively renewable accident and health (b)												
15.2 Non-cancelable accident and health(b)												
15.3 Guaranteed renewable accident and health(b)												
15.4 Non-renewable for stated reasons only (b)												
15.5 Other accident only												
15.6 Medicare Title XVIII exempt from state taxes or fees												
15.7 All other accident and health (b)												
15.8 Federal employees health benefits program premium (b)												
16. Workers' compensation												
17.1 Other Liability - occurrence												
17.2 Other Liability - claims made												
17.3 Excess workers' compensation												
18. Products liability												
19.1 Private passenger auto no-fault (personal injury protection)												
19.2 Other private passenger auto liability												25
19.3 Commercial auto no-fault (personal injury protection)												
19.4 Other commercial auto liability												
21.1 Private passenger auto physical damage												250
21.2 Commercial auto physical damage												
22. Aircraft (all perils)												
23. Fidelity												
24. Surety												
26. Burglary and theft												
27. Boiler and machinery												
28. Credit												
30. Warranty												
34. Aggregate write-ins for other lines of business												
35. TOTALS (a)												275
DETAILS OF WRITE-INS												
3401.												
3402.												
3403.												
3498. Summary of remaining write-ins for Line 34 from overflow page												
3499. Totals (Lines 3401 thru 3403 plus 3498)(Line 34 above)												

(a) Finance and service charges not included in Lines 1 to 35 \$

(b) For health business on indicated lines report: Number of persons insured under PPO managed care products and number of persons insured under indemnity only products

19.MI



ANNUAL STATEMENT FOR THE YEAR 2012 OF THE FARMERS INSURANCE OF COLUMBUS, INC.

EXHIBIT OF PREMIUMS AND LOSSES (Statutory Page 14)

NAIC Group Code 0212

Direct Business in the state of Ohio

During the Year 2012

NAIC Company Code 36889

Line of Business	Gross Premiums, Including Policy and Membership Fees, Less Return Premiums and Premiums on Policies not Taken		3 Dividends Paid or Credited to Policyholders on Direct Business	4 Direct Unearned Premium Reserves	5 Direct Losses Paid (deducting salvage)	6 Direct Losses Incurred	7 Direct Losses Unpaid	8 Direct Defense and Cost Containment Expense Paid	9 Direct Defense and Cost Containment Expense Incurred	10 Direct Defense and Cost Containment Expense Unpaid	11 Commissions and Brokerage Expenses	12 Taxes, Licenses and Fees
	1 Direct Premiums Written	2 Direct Premiums Earned										
1. Fire												
2.1 Allied lines												
2.2 Multiple peril crop												
2.3 Federal flood	591,672	563,163		337,717	39,136	70,354	46,461	3,550	3,550		95,400	8,909
3. Farmowners multiple peril												
4. Homeowners multiple peril	23,304,948	23,377,500		12,329,395	16,599,540	14,464,067	5,400,038	236,186	279,419	608,934	3,842,908	329,856
5.1 Commercial multiple peril (non-liability portion)	2,834,445	2,768,783		1,543,368	1,099,558	899,857	211,312	23,314	41,990	110,965	336,259	40,069
5.2 Commercial multiple peril (liability portion)	104,846	106,895		40,840	40,672	31,737	10,000				12,448	1,571
6. Mortgage guaranty												
8. Ocean marine												
9. Inland marine	351,630	367,408		185,900		(7,032)			(90)		59,960	4,955
10. Financial guaranty												
11. Medical professional liability												
12. Earthquake	80,238	86,461		43,188							12,254	1,128
13. Group accident and health (b)												
14. Credit accident and health (group and individual)												
15.1 Collectively renewable accident and health (b)												
15.2 Non-cancelable accident and health(b)												
15.3 Guaranteed renewable accident and health(b)												
15.4 Non-renewable for stated reasons only (b)												
15.5 Other accident only												
15.6 Medicare Title XVIII exempt from state taxes or fees												
15.7 All other accident and health (b)												
15.8 Federal employees health benefits program premium (b)												
16. Workers' compensation												
17.1 Other Liability - occurrence												
17.2 Other Liability - claims made												
17.3 Excess workers' compensation												
18. Products liability												
19.1 Private passenger auto no-fault (personal injury protection)												
19.2 Other private passenger auto liability	69,663,150	68,757,882		19,809,124	42,472,821	48,960,329	44,080,105	2,118,909	3,438,651	4,440,342	8,427,504	1,390,200
19.3 Commercial auto no-fault (personal injury protection)												
19.4 Other commercial auto liability												
21.1 Private passenger auto physical damage	50,348,318	49,141,286		14,455,393	34,563,839	34,798,094	4,849,422	83,997	(8,657)	61,685	6,033,542	993,316
21.2 Commercial auto physical damage												
22. Aircraft (all perils)												
23. Fidelity												
24. Surety												
26. Burglary and theft												
27. Boiler and machinery												
28. Credit												
30. Warranty												
34. Aggregate write-ins for other lines of business												
35. TOTALS (a)	147,279,246	145,169,380		48,744,925	94,815,566	99,217,407	54,597,338	2,465,956	3,754,863	5,221,926	18,820,275	2,770,003
DETAILS OF WRITE-INS												
3401.												
3402.												
3403.												
3498. Summary of remaining write-ins for Line 34 from overflow page												
3499. Totals (Lines 3401 thru 3403 plus 3498)(Line 34 above)												

(a) Finance and service charges not included in Lines 1 to 35 \$ 2,342,787

(b) For health business on indicated lines report: Number of persons insured under PPO managed care products and number of persons insured under indemnity only products

HO OH



ANNUAL STATEMENT FOR THE YEAR 2012 OF THE FARMERS INSURANCE OF COLUMBUS, INC.

EXHIBIT OF PREMIUMS AND LOSSES (Statutory Page 14)

NAIC Group Code 0212

Direct Business in the state of Grand Total

During the Year 2012

NAIC Company Code 36889

Line of Business	Gross Premiums, Including Policy and Membership Fees, Less Return Premiums and Premiums on Policies not Taken		3 Dividends Paid or Credited to Policyholders on Direct Business	4 Direct Unearned Premium Reserves	5 Direct Losses Paid (deducting salvage)	6 Direct Losses Incurred	7 Direct Losses Unpaid	8 Direct Defense and Cost Containment Expense Paid	9 Direct Defense and Cost Containment Expense Incurred	10 Direct Defense and Cost Containment Expense Unpaid	11 Commissions and Brokerage Expenses	12 Taxes, Licenses and Fees
	1 Direct Premiums Written	2 Direct Premiums Earned										
1. Fire												
2.1 Allied lines												
2.2 Multiple peril crop												
2.3 Federal flood	591,672	563,163		337,717	39,136	70,354	46,461	3,550	3,550		95,400	8,909
3. Farmowners multiple peril												
4. Homeowners multiple peril	23,304,948	23,377,500		12,329,395	16,599,540	14,464,067	5,400,038	236,186	279,419	608,934	3,842,908	329,856
5.1 Commercial multiple peril (non-liability portion)	2,834,445	2,768,783		1,543,368	1,099,558	899,857	211,312	23,314	41,990	110,965	336,259	40,069
5.2 Commercial multiple peril (liability portion)	104,846	106,895		40,840	40,672	31,737	10,000				12,448	1,571
6. Mortgage guaranty												
8. Ocean marine												
9. Inland marine	351,630	367,408		185,900		(7,032)			(90)		59,960	4,955
10. Financial guaranty												
11. Medical professional liability												
12. Earthquake	80,238	86,461		43,188							12,254	1,128
13. Group accident and health (b)												
14. Credit accident and health (group and individual)												
15.1 Collectively renewable accident and health (b)												
15.2 Non-cancelable accident and health(b)												
15.3 Guaranteed renewable accident and health(b)												
15.4 Non-renewable for stated reasons only (b)												
15.5 Other accident only												
15.6 Medicare Title XVIII exempt from state taxes or fees												
15.7 All other accident and health (b)												
15.8 Federal employees health benefits program premium (b)												
16. Workers' compensation												
17.1 Other Liability - occurrence												
17.2 Other Liability - claims made												
17.3 Excess workers' compensation												
18. Products liability												
19.1 Private passenger auto no-fault (personal injury protection)												
19.2 Other private passenger auto liability	69,663,150	68,757,882		19,809,124	42,472,821	48,960,329	44,080,105	2,118,909	3,438,651	4,440,342	8,427,504	1,390,225
19.3 Commercial auto no-fault (personal injury protection)												
19.4 Other commercial auto liability												
21.1 Private passenger auto physical damage	50,348,318	49,141,286		14,455,393	34,563,839	34,798,094	4,849,422	83,997	(8,657)	61,685	6,033,542	993,566
21.2 Commercial auto physical damage												
22. Aircraft (all perils)												
23. Fidelity												
24. Surety												
26. Burglary and theft												
27. Boiler and machinery												
28. Credit												
30. Warranty												
34. Aggregate write-ins for other lines of business												
35. TOTALS (a)	147,279,246	145,169,380		48,744,925	94,815,566	99,217,407	54,597,338	2,465,956	3,754,863	5,221,926	18,820,275	2,770,278
DETAILS OF WRITE-INS												
3401.												
3402.												
3403.												
3498. Summary of remaining write-ins for Line 34 from overflow page												
3499. Totals (Lines 3401 thru 3403 plus 3498)(Line 34 above)												

(a) Finance and service charges not included in Lines 1 to 35 \$ 2,342,787

(b) For health business on indicated lines report: Number of persons insured under PPO managed care products and number of persons insured under indemnity only products

19 GT

ANNUAL STATEMENT FOR THE YEAR 2012 OF THE FARMERS INSURANCE OF COLUMBUS, INC.

SCHEDULE F - PART 1

Assumed Reinsurance as of December 31, Current Year (000 OMITTED)

1 Federal ID Number	2 NAIC Company Code	3 Name of Reinsured	4 Domiciliary Jurisdiction	5 Assumed Premium	Reinsurance On		8 Cols. 6 + 7	9 Contingent Commissions Payable	10 Assumed Premiums Receivable	11 Unearned Premium	12 Funds Held By or Deposited With Reinsured Companies	13 Letters of Credit Posted	14 Amount of Assets Pledged or Compensating Balances to Secure Letters of Credit	15 Amount of Assets Pledged or Collateral Held in Trust
					6 Paid Losses and Loss Adjustment Expenses	7 Known Case Losses and LAE								
95-2575893	21652	FARMERS INSURANCE EXCHANGE	CA	138,553	7,444	30,182	37,626		6,520	60,847				
0199999		Affiliates - U.S. Intercompany Pooling		138,553	7,444	30,182	37,626		6,520	60,847				
0499999		Total - Affiliates		138,553	7,444	30,182	37,626		6,520	60,847				
0599998		Other U.S. Unaffiliated Insurers Reinsurance for which the total of Column 8 is less than \$100,000												
0599999		Total Other U.S. Unaffiliated Insurers												
0699998		Pools and Associations - Reinsurance for which the total of Column 8 is less than \$100,000 - Mandatory Pools												
0699999		Total Pools, Associations or Other Similar Facilities - Mandatory Pools												
0799998		Pools and Associations - Reinsurance for which the total of Column 8 is less than \$100,000 - Voluntary Pools												
0799999		Total Pools, Associations or Other Similar Facilities - Voluntary Pools												
0899999		Total - Pools and Associations												
0999998		Other Non-U.S. Insurers - Reinsurance for which the total of Column 8 is less than \$100,000												
0999999		Total Other Non-U.S. Insurers												
9999999		Totals		138,553	7,444	30,182	37,626		6,520	60,847				

SCHEDULE F - PART 2

Premium Portfolio Reinsurance Effected or (Canceled) during Current Year

1 Federal ID Number	2 NAIC Com- pany Code	3 Name of Company	4 Date of Contract	5 Original Premium	6 Reinsurance Premium
NONE					

ANNUAL STATEMENT FOR THE YEAR 2012 OF THE FARMERS INSURANCE OF COLUMBUS, INC.

SCHEDULE F - PART 3

Ceded Reinsurance as of December 31, Current Year (000 OMITTED)

1 Federal ID Number	2 NAIC Company Code	3 Name of Reinsurer	4 Domiciliary Jurisdiction	5 Reinsurance Contracts Ceding 75% or More of Direct Premiums Written	6 Reinsurance Premiums Ceded	Reinsurance Recoverable On										Reinsurance Payable		18 Net Amount Recoverable From Reinsurers Cols. 15 - [16 + 17]	19 Funds Held By Company Under Reinsurance Treaties
						7 Paid Losses	8 Paid LAE	9 Known Case Loss Reserves	10 Known Case LAE Reserves	11 IBNR Loss Reserves	12 IBNR LAE Reserves	13 Unearned Premiums	14 Contingent Commis-sions	15 Columns 7 thru 14 Totals	16 Ceded Balances Payable	17 Other Amounts Due to Reinsurers			
95-2575893	21652	FARMERS INSURANCE EXCHANGE	CA		147,279	8,047	1,230	32,645		21,952	11,928	48,745		124,547	5,667		118,879		
0199999		Total Authorized - Affiliates - U.S. Intercompany Pooling			147,279	8,047	1,230	32,645		21,952	11,928	48,745		124,547	5,667		118,879		
0499999		Total Authorized - Affiliates			147,279	8,047	1,230	32,645		21,952	11,928	48,745		124,547	5,667		118,879		
0599998		Total Authorized - Other U.S. Unaffiliated Insurers (Under \$100,000)																	
0599999		Total Authorized - Other U.S. Unaffiliated Insurers																	
0899998		Total Authorized - Other Non-U.S. Insurers (Under \$100,000)																	
0899999		Total Authorized - Other Non-U.S. Insurers																	
0999999		Total Authorized			147,279	8,047	1,230	32,645		21,952	11,928	48,745		124,547	5,667		118,879		
1399999		Total Unauthorized - Affiliates																	
1499998		Total Unauthorized - Other U.S. Unaffiliated Insurers (Under \$100,000)																	
1499999		Total Unauthorized - Other U.S. Unaffiliated Insurers																	
1799998		Total Unauthorized - Other Non-U.S. Insurers (Under \$100,000)																	
1799999		Total Unauthorized - Other Non-U.S. Insurers																	
1899999		Total Unauthorized																	
2299999		Total Certified - Affiliates																	
2399998		Total Certified - Other U.S. Unaffiliated Insurers (Under \$100,000)																	
2399999		Total Certified - Other U.S. Unaffiliated Insurers																	
2699998		Total Certified - Other Non-U.S. Insurers (Under \$100,000)																	
2699999		Total Certified - Other Non-U.S. Insurers																	
2799999		Total Certified																	
2899999		Total Authorized, Unauthorized and Certified			147,279	8,047	1,230	32,645		21,952	11,928	48,745		124,547	5,667		118,879		
2999999		Total Protected Cells																	
9999999		Totals			147,279	8,047	1,230	32,645		21,952	11,928	48,745		124,547	5,667		118,879		

NOTE: A. Report the five largest provisional commission rates included in the cedant's reinsurance treaties. The commission rate to be reported is by contract with ceded premium in excess of \$50,000:

1	2	3
Name of Reinsurer	Commission Rate	Ceded Premium
1.		
2.		
3.		
4.		
5.		

B. Report the five largest reinsurance recoverables reported in Column 15, due from any one reinsurer (based on the total recoverables, Line 9999999, Column 15), the amount of ceded premium, and indicate whether the recoverables are due from an affiliated insurer.

1	2	3	4
Name of Reinsurer	Total Recoverables	Ceded Premiums	Affiliated
1. FARMERS INSURANCE EXCHANGE	124,547	147,279	Yes [X] No []
2.			Yes [] No []
3.			Yes [] No []
4.			Yes [] No []
5.			Yes [] No []

ANNUAL STATEMENT FOR THE YEAR 2012 OF THE FARMERS INSURANCE OF COLUMBUS, INC.

SCHEDULE F - PART 4

Aging of Ceded Reinsurance as of December 31, Current Year (000 OMITTED)

1 Federal ID Number	2 NAIC Com- pany Code	3 Name of Reinsurer	4 Domiciliary Jurisdiction	Reinsurance Recoverable on Paid Losses and Paid Loss Adjustment Expenses							12 Percentage Overdue Col. 10/Col. 11	13 Percentage More Than 120 Days Overdue Col. 9/Col. 11
				5 Current	Overdue				11 Total Due Cols. 5 + 10			
					6 1 to 29 Days	7 30 to 90 Days	8 91 to 120 Days	9 Over 120 Days		10 Total Overdue Cols. 6 + 7 + 8 + 9		
95-2575893	..21652	FARMERS INSURANCE EXCHANGE	CA	9,277						9,277		
0199999. Total Authorized - Affiliates - U.S. Intercompany Pooling				9,277						9,277		
0499999. Total Authorized - Affiliates				9,277						9,277		
0999999. Total Authorized				9,277						9,277		
1399999. Total Unauthorized - Affiliates												
1899999. Total Unauthorized												
2299999. Total Certified - Affiliates												
2799999. Total Certified												
2899999. Total Authorized, Unauthorized and Certified				9,277						9,277		
2999999. Total Protected Cells												
9999999 Totals				9,277						9,277		

Schedule F - Part 5

N O N E

Schedule F - Part 5 - Bank Footnote

N O N E

Schedule F - Part 6 - Section 1 - Provision for Reinsurance Ceded to Certified Reinsurers

N O N E

Schedule F - Part 6 - Section 1 - Bank Footnote

N O N E

Schedule F - Part 6 - Section 2 - Provision for Overdue Reinsurance Ceded to Certified Reinsurers

N O N E

Schedule F - Part 7 - Provision for Overdue Authorized Reinsurance

N O N E

Schedule F - Part 8 - Provision for Overdue Reinsurance

N O N E

ANNUAL STATEMENT FOR THE YEAR 2012 OF THE FARMERS INSURANCE OF COLUMBUS, INC.

SCHEDULE F - PART 9

Restatement of Balance Sheet to Identify Net Credit for Reinsurance

	1 As Reported (Net of Ceded)	2 Restatement Adjustments	3 Restated (Gross of Ceded)
ASSETS (Page 2, Col. 3)			
1. Cash and invested assets (Line 12)	210,751,832		210,751,832
2. Premiums and considerations (Line 15)	27,426,581		27,426,581
3. Reinsurance recoverable on loss and loss adjustment expense payments (Line 16.1)	9,276,771	(9,276,771)	
4. Funds held by or deposited with reinsured companies (Line 16.2)			
5. Other assets	8,876,168		8,876,168
6. Net amount recoverable from reinsurers		118,796,634	118,796,634
7. Protected cell assets (Line 27)			
8. Totals (Line 28)	256,331,352	109,519,863	365,851,215
LIABILITIES (Page 3)			
9. Losses and loss adjustment expenses (Lines 1 through 3)	89,439,537	66,524,855	155,964,392
10. Taxes, expenses, and other obligations (Lines 4 through 8)	2,238,383		2,238,383
11. Unearned premiums (Line 9)	60,847,339	48,744,925	109,592,264
12. Advance premiums (Line 10)	1,451,050		1,451,050
13. Dividends declared and unpaid (Line 11.1 and 11.2)	30,766		30,766
14. Ceded reinsurance premiums payable (net of ceding commissions (Line 12)	5,667,160	(5,667,146)	14
15. Funds held by company under reinsurance treaties (Line 13)			
16. Amounts withheld or retained by company for account of others (Line 14)			
17. Provision for reinsurance (Line 16)			
18. Other liabilities	4,039,819	(82,770)	3,957,049
19. Total liabilities excluding protected cell business (Line 26)	163,714,054	109,519,864	273,233,918
20. Protected cell liabilities (Line 27)			
21. Surplus as regards policyholders (Line 37)	92,617,298	XXX	92,617,298
22. Totals (Line 38)	256,331,352	109,519,864	365,851,216

NOTE: Is the restatement of this exhibit the result of grossing up balances ceded to affiliates under 100 percent reinsurance or pooling arrangements? Yes [] No []

If yes, give full explanation: The Company cedes all of its business to Farmers Insurance Exchange under a 100% quota share reinsurance agreement.

ANNUAL STATEMENT FOR THE YEAR 2012 OF THE FARMERS INSURANCE OF COLUMBUS, INC.

SCHEDULE H - ACCIDENT AND HEALTH EXHIBIT

	Total		Group Accident and Health		Credit Accident and Health (Group and Individual)		Collectively Renewable		Other Individual Contracts									
	1	2	3	4	5	6	7	8	Non-Cancelable		Guaranteed Renewable		Non-Renewable for Stated Reasons Only		Other Accident Only		All Other	
	Amount	%	Amount	%	Amount	%	Amount	%	Amount	%	Amount	%	Amount	%	Amount	%	Amount	%
PART 1. - ANALYSIS OF UNDERWRITING OPERATIONS																		
1. Premiums written	33,582	XXX	33,582	XXX		XXX		XXX		XXX		XXX		XXX		XXX		XXX
2. Premiums earned	33,582	XXX	33,582	XXX		XXX		XXX		XXX		XXX		XXX		XXX		XXX
3. Incurred claims	19,305	57.5	19,305	57.5														
4. Cost containment expenses	1,070	3.2	1,070	3.2														
5. Incurred claims and cost containment expenses (Lines 3 and 4)	20,375	60.7	20,375	60.7														
6. Increase in contract reserves																		
7. Commissions (a)	5,865	17.5	5,865	17.5														
8. Other general insurance expenses	5,367	16.0	5,367	16.0														
9. Taxes, licenses and fees	644	1.9	644	1.9														
10. Total other expenses incurred	11,876	35.4	11,876	35.4														
11. Aggregate write-ins for deductions																		
12. Gain from underwriting before dividends or refunds	1,331	4.0	1,331	4.0														
13. Dividends or refunds																		
14. Gain from underwriting after dividends or refunds	1,331	4.0	1,331	4.0														
DETAILS OF WRITE-INS																		
1101.																		
1102.																		
1103.																		
1198. Summary of remaining write-ins for Line 11 from overflow page																		
1199. Totals (Lines 1101 thru 1103 plus 1198)(Line 11 above)																		

(a) Includes \$ reported as "Contract, membership and other fees retained by agents."

ANNUAL STATEMENT FOR THE YEAR 2012 OF THE FARMERS INSURANCE OF COLUMBUS, INC.
SCHEDULE H - ACCIDENT AND HEALTH EXHIBIT (Continued)

	1	2	3	4	Other Individual Contracts				
					5	6	7	8	9
	Total	Group Accident and Health	Credit Accident and Health (Group and Individual)	Collectively Renewable	Non-Cancelable	Guaranteed Renewable	Non-Renewable for Stated Reasons Only	Other Accident Only	All Other
PART 2. - RESERVES AND LIABILITIES									
A. Premium Reserves:									
1. Unearned premiums									
2. Advance premiums									
3. Reserve for rate credits									
4. Total premium reserves, current year									
5. Total premium reserves, prior year									
6. Increase in total premium reserves									
B. Contract Reserves:									
1. Additional reserves (a)									
2. Reserve for future contingent benefits (deferred maternity and other similar benefits)									
3. Total contract reserves, current year									
4. Total contract reserves, prior year									
5. Increase in contract reserves									
C. Claim Reserves and Liabilities:									
1. Total current year	6,745	6,745							
2. Total prior year	3,959	3,959							
3. Increase	2,786	2,786							

PART 3. - TEST OF PRIOR YEAR'S CLAIM RESERVES AND LIABILITIES									
1. Claims paid during the year:									
1.1 On claims incurred prior to current year	3,594	3,594							
1.2 On claims incurred during current year	12,926	12,926							
2. Claim reserves and liabilities, December 31, current year:									
2.1 On claims incurred prior to current year	3,155	3,155							
2.2 On claims incurred during current year	3,591	3,591							
3. Test:									
3.1 Line 1.1 and 2.1	6,749	6,749							
3.2 Claim reserves and liabilities, December 31, prior year	3,959	3,959							
3.3 Line 3.1 minus Line 3.2	2,789	2,789							

PART 4. - REINSURANCE									
A. Reinsurance Assumed:									
1. Premiums written	33,582	33,582							
2. Premiums earned	33,582	33,582							
3. Incurred claims	19,305	19,305							
4. Commissions	5,865	5,865							
B. Reinsurance Ceded:									
1. Premiums written									
2. Premiums earned									
3. Incurred claims									
4. Commissions									

(a) Includes \$ premium deficiency reserve.

SCHEDULE H - PART 5. - HEALTH CLAIMS

	1 Medical	2 Dental	3 Other	4 Total
A. Direct:				
1. Incurred Claims				
2. Beginning claim reserves and liabilities				
3. Ending claim reserves and liabilities				
4. Claims paid				
B. Assumed Reinsurance:				
5. Incurred Claims.....				
6. Beginning claim reserves and liabilities				
7. Ending claim reserves and liabilities				
8. Claims paid				
C. Ceded Reinsurance:				
9. Incurred Claims.....				
10. Beginning claim reserves and liabilities				
11. Ending claim reserves and liabilities				
12. Claims paid				
D. Net:				
13. Incurred Claims.....				
14. Beginning claim reserves and liabilities				
15. Ending claim reserves and liabilities				
16. Claims paid				
E. Net Incurred Claims and Cost Containment Expenses:				
17. Incurred claims and cost containment expenses				
18. Beginning reserves and liabilities				
19. Ending reserves and liabilities				
20. Paid claims and cost containment expenses				

NONE

ANNUAL STATEMENT FOR THE YEAR 2012 OF THE FARMERS INSURANCE OF COLUMBUS, INC.
SCHEDULE P - PART 1A - HOMEOWNERS/FARMOWNERS
(\$000 OMITTED)

Years in Which Premiums Were Earned and Losses Were Incurred	Premiums Earned			Loss and Loss Expense Payments						10 Salvage and Subrogation Received	11 Total Net Paid Cols (4 - 5 + 6 - 7 + 8 - 9)	12 Number of Claims Reported Direct and Assumed
	1 Direct and Assumed	2 Ceded	3 Net (1 - 2)	Loss Payments		Defense and Cost Containment Payments		Adjusting and Other Payments				
				4 Direct and Assumed	5 Ceded	6 Direct and Assumed	7 Ceded	8 Direct and Assumed	9 Ceded			
1. Prior.....	XXX	XXX	XXX	15		4		1		1	20	XXX
2. 2003.....	29,679	4,028	25,651	14,679	2,091	889	104	1,929		142	15,302	2,661
3. 2004.....	30,835	4,010	26,825	11,331	1,140	643	64	1,912		145	12,682	2,274
4. 2005.....	31,788	5,041	26,747	17,115	3,928	859	209	2,325	321	210	15,841	2,872
5. 2006.....	33,090	3,212	29,878	14,937	896	564	33	2,382	168	172	16,786	3,035
6. 2007.....	35,319	3,234	32,085	19,176	1,334	574	50	2,804	180	216	20,991	3,711
7. 2008.....	36,579	5,870	30,709	31,524	8,188	801	510	3,566	312	259	26,881	6,247
8. 2009.....	38,033	13,266	24,767	21,288	7,861	565	243	3,324	1,037	210	16,036	4,842
9. 2010.....	38,093	12,777	25,316	19,383	5,405	304	66	3,375	966	229	16,624	4,489
10. 2011.....	47,534	9,564	37,970	27,522	3,302	277	34	4,076	484	166	28,055	6,386
11. 2012.....	48,003	11,705	36,298	19,537	3,943	139	28	3,396	817	50	18,284	4,786
12. Totals	XXX	XXX	XXX	196,506	38,089	5,620	1,341	29,091	4,286	1,799	187,501	XXX

	Losses Unpaid				Defense and Cost Containment Unpaid				Adjusting and Other Unpaid		23 Salvage and Subrogation Anticipated	24 Total Net Losses and Expenses Unpaid	25 Number of Claims Outstanding Direct and Assumed
	Case Basis		Bulk + IBNR		Case Basis		Bulk + IBNR		21 Direct and Assumed	22 Ceded			
	13 Direct and Assumed	14 Ceded	15 Direct and Assumed	16 Ceded	17 Direct and Assumed	18 Ceded	19 Direct and Assumed	20 Ceded					
1. Prior.....	35	(2)	4	0	0		9		2		0	51	2
2. 2003.....	37	0	7		0	0	1		4		0	49	
3. 2004.....	13	0	9		0	0	1		1		0	24	
4. 2005.....	14	0	8		0	0	4		2		1	27	
5. 2006.....	23	1	13	0	0	0	9	1	4		1	46	1
6. 2007.....	115	83	14	0	0	(21)	22	1	8		18	96	2
7. 2008.....	192	126	43	1	(3)	27	66	32	14		10	125	3
8. 2009.....	199	(101)	85	(54)	0	7	93	13	36		23	547	11
9. 2010.....	321	101	202	61	0	7	133	52	68		39	503	12
10. 2011.....	912	81	631	83	2	0	223	29	194		105	1,769	30
11. 2012.....	3,183	515	3,926	823	7	1	335	80	1,180		226	7,213	197
12. Totals	5,043	806	4,944	915	7	22	896	208	1,511		423	10,450	259

	Total Losses and Loss Expenses Incurred			Loss and Loss Expense Percentage (Incurred / Premiums Earned)			Nontabular Discount		34 Inter-Company Pooling Participation Percentage	Net Balance Sheet Reserves After Discount	
	26 Direct and Assumed	27 Ceded	28 Net	29 Direct and Assumed	30 Ceded	31 Net	32 Loss	33 Loss Expense		35 Losses Unpaid	36 Loss Expenses Unpaid
2. 2003.....	17,546	2,195	15,351	59.1	54.5	59.8		1.0	44	4	
3. 2004.....	13,909	1,204	12,706	45.1	30.0	47.4		1.0	22	2	
4. 2005.....	20,326	4,458	15,868	63.9	88.4	59.3		1.0	21	6	
5. 2006.....	17,931	1,099	16,832	54.2	34.2	56.3		1.0	34	11	
6. 2007.....	22,714	1,627	21,087	64.3	50.3	65.7		1.0	47	49	
7. 2008.....	36,203	9,197	27,006	99.0	156.7	87.9		1.0	107	18	
8. 2009.....	25,591	9,008	16,583	67.3	67.9	67.0		1.0	439	108	
9. 2010.....	23,786	6,658	17,128	62.4	52.1	67.7		1.0	361	142	
10. 2011.....	33,838	4,014	29,824	71.2	42.0	78.5		1.0	1,379	389	
11. 2012.....	31,703	6,207	25,496	66.0	53.0	70.2		1.0	5,771	1,442	
12. Totals	XXX	XXX	XXX	XXX	XXX	XXX		XXX	8,266	2,184	

ANNUAL STATEMENT FOR THE YEAR 2012 OF THE FARMERS INSURANCE OF COLUMBUS, INC.
SCHEDULE P - PART 1B - PRIVATE PASSENGER AUTO LIABILITY/MEDICAL
(\$000 OMITTED)

Years in Which Premiums Were Earned and Losses Were Incurred	Premiums Earned			Loss and Loss Expense Payments						10 Salvage and Subrogation Received	11 Total Net Paid Cols (4 - 5 + 6 - 7 + 8 - 9)	12 Number of Claims Reported Direct and Assumed
	1 Direct and Assumed	2 Ceded	3 Net (1 - 2)	Loss Payments		Defense and Cost Containment Payments		Adjusting and Other Payments				
				4 Direct and Assumed	5 Ceded	6 Direct and Assumed	7 Ceded	8 Direct and Assumed	9 Ceded			
1. Prior.....	XXX	XXX	XXX	103	78	4		3		1	31	XXX
2. 2003.....	43,849	12,346	31,503	26,701	7,650	1,592	456	2,664		625	22,852	10,286
3. 2004.....	43,137	12,176	30,961	26,739	7,594	1,400	392	2,539		666	22,691	7,826
4. 2005.....	44,332	5,501	38,831	26,542	3,214	1,449	193	2,741	466	743	26,858	8,827
5. 2006.....	45,516	2,981	42,535	26,760	1,660	1,256	100	2,970	239	751	28,986	8,606
6. 2007.....	51,808	3,183	48,625	30,317	1,772	1,475	83	3,976	257	827	33,656	9,481
7. 2008.....	51,488	5,496	45,992	27,852	2,376	1,268	105	4,226	468	726	30,396	8,978
8. 2009.....	57,162	18,392	38,770	31,115	8,967	1,577	471	5,087	1,617	785	26,724	9,828
9. 2010.....	60,459	18,216	42,244	31,611	10,789	1,463	485	6,083	1,626	868	26,257	10,430
10. 2011.....	60,295	6,872	53,423	28,398	3,425	851	102	6,244	650	796	31,315	10,704
11. 2012.....	62,429	12,656	49,772	16,473	3,325	157	32	4,312	1,120	430	16,466	9,145
12. Totals	XXX	XXX	XXX	272,609	50,851	12,491	2,420	40,846	6,444	7,218	266,231	XXX

	Losses Unpaid				Defense and Cost Containment Unpaid				Adjusting and Other Unpaid		23 Salvage and Subrogation Anticipated	24 Total Net Losses and Expenses Unpaid	25 Number of Claims Outstanding Direct and Assumed
	Case Basis		Bulk + IBNR		Case Basis		Bulk + IBNR		21 Direct and Assumed	22 Ceded			
	13 Direct and Assumed	14 Ceded	15 Direct and Assumed	16 Ceded	17 Direct and Assumed	18 Ceded	19 Direct and Assumed	20 Ceded					
1. Prior.....	(210)	41	11					(52)	9		0	(282)	2
2. 2003.....	22	7	19					3	4		0	41	1
3. 2004.....	27	6	18			0		5	5		0	50	2
4. 2005.....	43	2	24					10	7		0	81	3
5. 2006.....	85	10	40	2	0	0	25	2	11		1	147	5
6. 2007.....	204	19	89	2	1	3	53	6	26		3	343	11
7. 2008.....	442	65	202	8	5	(6)	110	59	55		7	687	25
8. 2009.....	1,268	280	500	269	8	0	309	56	163		32	1,642	79
9. 2010.....	2,911	718	1,390	(43)	0	(2)	778	255	343		89	4,495	211
10. 2011.....	5,898	694	3,597	459	3	0	1,396	168	756		210	10,330	523
11. 2012.....	9,246	1,681	13,304	2,870	6	1	2,059	413	2,642		522	22,290	1,427
12. Totals	19,937	3,525	19,194	3,566	23	(3)	4,697	959	4,021		864	39,824	2,290

	Total Losses and Loss Expenses Incurred			Loss and Loss Expense Percentage (Incurred / Premiums Earned)			Nontabular Discount		34 Inter-Company Pooling Participation Percentage	Net Balance Sheet Reserves After Discount	
	26 Direct and Assumed	27 Ceded	28 Net	29 Direct and Assumed	30 Ceded	31 Net	32 Loss	33 Loss Expense		35 Losses Unpaid	36 Loss Expenses Unpaid
2. 2003.....	31,006	8,113	22,893	70.7	65.7	72.7		1.0	34	7	
3. 2004.....	30,733	7,992	22,741	71.2	65.6	73.5		1.0	39	10	
4. 2005.....	30,814	3,876	26,939	69.5	70.5	69.4		1.0	65	16	
5. 2006.....	31,147	2,014	29,133	68.4	67.6	68.5		1.0	113	34	
6. 2007.....	36,141	2,142	33,999	69.8	67.3	69.9		1.0	273	71	
7. 2008.....	34,159	3,076	31,083	66.3	56.0	67.6		1.0	570	117	
8. 2009.....	40,026	11,661	28,366	70.0	63.4	73.2		1.0	1,219	423	
9. 2010.....	44,579	13,827	30,752	73.7	75.9	72.8		1.0	3,627	868	
10. 2011.....	47,144	5,500	41,644	78.2	80.0	78.0		1.0	8,343	1,987	
11. 2012.....	48,198	9,442	38,756	77.2	74.6	77.9		1.0	17,998	4,293	
12. Totals	XXX	XXX	XXX	XXX	XXX	XXX		XXX	32,040	7,784	

ANNUAL STATEMENT FOR THE YEAR 2012 OF THE FARMERS INSURANCE OF COLUMBUS, INC.
SCHEDULE P - PART 1C - COMMERCIAL AUTO/TRUCK LIABILITY/MEDICAL
(\$000 OMITTED)

Years in Which Premiums Were Earned and Losses Were Incurred	Premiums Earned			Loss and Loss Expense Payments						10 Salvage and Subrogation Received	11 Total Net Paid Cols (4 - 5 + 6 - 7 + 8 - 9)	12 Number of Claims Reported Direct and Assumed
	1 Direct and Assumed	2 Ceded	3 Net (1 - 2)	Loss Payments		Defense and Cost Containment Payments		Adjusting and Other Payments				
				4 Direct and Assumed	5 Ceded	6 Direct and Assumed	7 Ceded	8 Direct and Assumed	9 Ceded			
1. Prior.....	XXX	XXX	XXX	11	0	2		1		0	13	XXX
2. 2003.....	1,745	258	1,487	843	91	95	10	119		9	957	165
3. 2004.....	1,735	197	1,538	746	75	97	10	120		9	878	130
4. 2005.....	1,884	242	1,642	855	103	84	10	139	20	10	946	154
5. 2006.....	1,880	128	1,752	799	48	92	6	143	10	19	970	159
6. 2007.....	1,990	136	1,854	943	56	121	7	158	10	15	1,148	169
7. 2008.....	2,482	277	2,204	1,098	65	106	9	176	21	20	1,286	188
8. 2009.....	3,002	939	2,063	1,173	306	107	34	174	77	17	1,036	197
9. 2010.....	2,745	841	1,904	1,126	374	85	25	131	74	16	869	224
10. 2011.....	2,919	283	2,636	874	105	46	6	124	30	17	904	212
11. 2012.....	2,931	604	2,327	423	85	10	2	89	52	12	383	176
12. Totals	XXX	XXX	XXX	8,890	1,307	846	118	1,374	294	145	9,390	XXX

	Losses Unpaid				Defense and Cost Containment Unpaid				Adjusting and Other Unpaid		23 Salvage and Subrogation Anticipated	24 Total Net Losses and Expenses Unpaid	25 Number of Claims Outstanding Direct and Assumed
	Case Basis		Bulk + IBNR		Case Basis		Bulk + IBNR		21 Direct and Assumed	22 Ceded			
	13 Direct and Assumed	14 Ceded	15 Direct and Assumed	16 Ceded	17 Direct and Assumed	18 Ceded	19 Direct and Assumed	20 Ceded					
1. Prior.....	3		5		3		5		1		0	16	
2. 2003.....	(1)		1		0		1		0		0	2	
3. 2004.....	0		3		0		1		0		0	5	
4. 2005.....	4		5		1		2		1		0	12	
5. 2006.....	37	2	4	0	1	0	3	0	1		0	44	
6. 2007.....	29	2	6	0	4	1	7	0	2		0	44	
7. 2008.....	63	5	44	3	4	0	15	5	4		0	119	1
8. 2009.....	152	25	57	(24)	14	3	34	7	11		1	256	4
9. 2010.....	255	78	172	50	16	5	77	25	31		2	393	7
10. 2011.....	330	39	391	51	14	2	135	17	69		5	831	15
11. 2012.....	488	91	818	177	7	1	184	38	107		12	1,298	28
12. Totals	1,361	241	1,506	257	65	12	463	92	228		20	3,019	56

	Total Losses and Loss Expenses Incurred			Loss and Loss Expense Percentage (Incurred / Premiums Earned)			Nontabular Discount		34 Inter-Company Pooling Participation Percentage	Net Balance Sheet Reserves After Discount	
	26 Direct and Assumed	27 Ceded	28 Net	29 Direct and Assumed	30 Ceded	31 Net	32 Loss	33 Loss Expense		35 Losses Unpaid	36 Loss Expenses Unpaid
2. 2003.....	1,059	100	959	60.7	38.9	64.5		1.0	0	2	
3. 2004.....	967	85	882	55.7	43.1	57.4		1.0	3	2	
4. 2005.....	1,091	133	958	57.9	54.9	58.4		1.0	9	4	
5. 2006.....	1,082	67	1,015	57.5	52.1	57.9		1.0	40	5	
6. 2007.....	1,268	76	1,192	63.7	55.6	64.3		1.0	33	11	
7. 2008.....	1,511	106	1,405	60.9	38.1	63.7		1.0	100	19	
8. 2009.....	1,721	430	1,292	57.3	45.7	62.6		1.0	207	48	
9. 2010.....	1,893	631	1,261	69.0	75.1	66.3		1.0	299	94	
10. 2011.....	1,983	249	1,734	67.9	87.7	65.8		1.0	631	199	
11. 2012.....	2,128	447	1,681	72.6	74.0	72.2		1.0	1,038	259	
12. Totals	XXX	XXX	XXX	XXX	XXX	XXX		XXX	2,369	651	

ANNUAL STATEMENT FOR THE YEAR 2012 OF THE FARMERS INSURANCE OF COLUMBUS, INC.

**SCHEDULE P - PART 1D - WORKERS' COMPENSATION
(EXCLUDING EXCESS WORKERS' COMPENSATION)**

(\$000 OMITTED)

Years in Which Premiums Were Earned and Losses Were Incurred	Premiums Earned			Loss and Loss Expense Payments						10 Salvage and Subrogation Received	11 Total Net Paid Cols (4 - 5 + 6 - 7 + 8 - 9)	12 Number of Claims Reported Direct and Assumed
	1 Direct and Assumed	2 Ceded	3 Net (1 - 2)	Loss Payments		Defense and Cost Containment Payments		Adjusting and Other Payments				
				4 Direct and Assumed	5 Ceded	6 Direct and Assumed	7 Ceded	8 Direct and Assumed	9 Ceded			
1. Prior.....	XXX	XXX	XXX	125	4	9		9		1	139	XXX
2. 2003.....	3,834	423	3,411	1,748	209	148	17	178		19	1,848	331
3. 2004.....	4,584	520	4,064	1,585	192	122	14	189		13	1,691	168
4. 2005.....	4,728	632	4,096	1,456	218	117	15	199	49	17	1,489	243
5. 2006.....	4,044	289	3,755	1,323	80	88	5	187	21	17	1,491	220
6. 2007.....	3,632	258	3,374	1,524	91	108	7	226	19	25	1,741	224
7. 2008.....	4,062	433	3,629	1,699	118	143	16	243	36	11	1,913	263
8. 2009.....	4,332	1,423	2,909	1,772	502	174	66	230	122	10	1,485	244
9. 2010.....	4,414	1,340	3,074	1,554	507	207	60	185	117	11	1,261	257
10. 2011.....	4,716	516	4,201	1,218	146	208	25	173	50	2	1,377	258
11. 2012.....	4,998	1,034	3,964	448	90	68	14	113	89	0	436	191
12. Totals	XXX	XXX	XXX	14,451	2,158	1,392	239	1,931	503	126	14,873	XXX

	Losses Unpaid				Defense and Cost Containment Unpaid				Adjusting and Other Unpaid		23 Salvage and Subrogation Anticipated	24 Total Net Losses and Expenses Unpaid	25 Number of Claims Outstanding Direct and Assumed
	Case Basis		Bulk + IBNR		Case Basis		Bulk + IBNR						
	13 Direct and Assumed	14 Ceded	15 Direct and Assumed	16 Ceded	17 Direct and Assumed	18 Ceded	19 Direct and Assumed	20 Ceded	21 Direct and Assumed	22 Ceded			
1. Prior.....	679	69	912	15	8	0	81		117		8	1,713	8
2. 2003.....	111		193	0	1		17		23		2	346	2
3. 2004.....	108		205	0	2		17		25		2	356	3
4. 2005.....	160		207	0	3		16		27		3	413	4
5. 2006.....	137	8	229	14	4	0	16	1	28		3	391	5
6. 2007.....	229	14	269	16	6	2	23	1	37		7	530	7
7. 2008.....	277	16	465	22	9	(2)	30	7	48		5	786	11
8. 2009.....	357	70	667	139	15	3	59	26	59		9	918	19
9. 2010.....	433	146	885	304	23	8	115	41	79		9	1,037	29
10. 2011.....	726	100	1,246	152	31	4	231	29	117		19	2,066	55
11. 2012.....	600	105	1,768	373	29	6	326	66	175		19	2,348	65
12. Totals	3,816	528	7,046	1,036	131	21	931	172	737		86	10,904	207

	Total Losses and Loss Expenses Incurred			Loss and Loss Expense Percentage (Incurred / Premiums Earned)			Nontabular Discount		34 Inter-Company Pooling Participation Percentage	Net Balance Sheet Reserves After Discount	
	26 Direct and Assumed	27 Ceded	28 Net	29 Direct and Assumed	30 Ceded	31 Net	32 Loss	33 Loss Expense		35 Losses Unpaid	36 Loss Expenses Unpaid
1. Prior.....	XXX	XXX	XXX	XXX	XXX	XXX			XXX	1,507	206
2. 2003.....	2,421	226	2,195	63.1	53.4	64.3			1.0	304	42
3. 2004.....	2,252	205	2,047	49.1	39.5	50.4			1.0	312	43
4. 2005.....	2,185	282	1,902	46.2	44.7	46.4			1.0	367	46
5. 2006.....	2,012	130	1,882	49.7	44.8	50.1			1.0	344	47
6. 2007.....	2,422	150	2,272	66.7	58.2	67.3			1.0	468	62
7. 2008.....	2,913	214	2,699	71.7	49.5	74.4			1.0	704	82
8. 2009.....	3,332	929	2,403	76.9	65.2	82.6			1.0	815	103
9. 2010.....	3,481	1,182	2,299	78.9	88.3	74.8			1.0	868	170
10. 2011.....	3,950	507	3,443	83.8	98.3	82.0			1.0	1,720	347
11. 2012.....	3,527	744	2,784	70.6	71.9	70.2			1.0	1,890	459
12. Totals	XXX	XXX	XXX	XXX	XXX	XXX			XXX	9,298	1,606

ANNUAL STATEMENT FOR THE YEAR 2012 OF THE FARMERS INSURANCE OF COLUMBUS, INC.

SCHEDULE P - PART 1E - COMMERCIAL MULTIPLE PERIL

(\$000 OMITTED)

Years in Which Premiums Were Earned and Losses Were Incurred	Premiums Earned			Loss and Loss Expense Payments						10 Salvage and Subrogation Received	11 Total Net Paid Cols (4 - 5 + 6 - 7 + 8 - 9)	12 Number of Claims Reported Direct and Assumed
	1 Direct and Assumed	2 Ceded	3 Net (1 - 2)	Loss Payments		Defense and Cost Containment Payments		Adjusting and Other Payments				
				4 Direct and Assumed	5 Ceded	6 Direct and Assumed	7 Ceded	8 Direct and Assumed	9 Ceded			
1. Prior	XXX	XXX	XXX	19	0	16		2		(1)	37	XXX
2. 2003	9,017	1,223	7,794	3,680	434	638	72	427		49	4,239	478
3. 2004	10,290	1,309	8,981	3,643	511	515	72	474		64	4,049	359
4. 2005	10,944	1,566	9,378	3,716	587	577	95	546	113	79	4,044	444
5. 2006	11,700	957	10,743	4,371	291	595	37	565	60	99	5,143	491
6. 2007	12,469	1,044	11,425	4,840	322	517	32	649	64	103	5,588	546
7. 2008	15,827	2,179	13,647	9,701	3,369	762	244	743	135	106	7,458	1,050
8. 2009	17,576	6,338	11,238	6,608	2,263	480	202	739	468	108	4,895	849
9. 2010	17,248	5,809	11,439	7,769	2,575	402	105	872	432	58	5,929	841
10. 2011	17,129	2,340	14,789	8,197	1,068	226	27	1,097	176	95	8,248	835
11. 2012	17,591	4,163	13,428	6,036	1,241	77	16	793	302	52	5,347	641
12. Totals	XXX	XXX	XXX	58,580	12,662	4,804	901	6,906	1,750	813	54,978	XXX

	Losses Unpaid				Defense and Cost Containment Unpaid				Adjusting and Other Unpaid		23 Salvage and Subrogation Anticipated	24 Total Net Losses and Expenses Unpaid	25 Number of Claims Outstanding Direct and Assumed
	Case Basis		Bulk + IBNR		Case Basis		Bulk + IBNR		21 Direct and Assumed	22 Ceded			
	13 Direct and Assumed	14 Ceded	15 Direct and Assumed	16 Ceded	17 Direct and Assumed	18 Ceded	19 Direct and Assumed	20 Ceded					
									8	180			
1. Prior	8		180		8		179		28		0	403	3
2. 2003	22		41		5		42		4		0	115	1
3. 2004	10		63		3		75		5		0	157	1
4. 2005	45		108		9		114		9		1	285	1
5. 2006	33	2	135	17	11	1	152	13	14		0	313	2
6. 2007	75	4	180	21	15	1	177	14	21		3	427	3
7. 2008	231	158	334	17	1	0	256	72	33		8	608	7
8. 2009	313	39	458	96	43	11	340	64	48		17	991	16
9. 2010	625	226	707	256	55	19	499	177	77		23	1,285	23
10. 2011	962	142	1,297	187	48	6	729	98	258		63	2,861	49
11. 2012	2,002	474	2,879	615	25	5	911	190	469		131	5,002	70
12. Totals	4,326	1,044	6,383	1,209	223	42	3,474	629	967		246	12,448	174

	Total Losses and Loss Expenses Incurred			Loss and Loss Expense Percentage (Incurred / Premiums Earned)			Nontabular Discount		34 Inter-Company Pooling Participation Percentage	Net Balance Sheet Reserves After Discount		
	26 Direct and Assumed	27 Ceded	28 Net	29 Direct and Assumed	30 Ceded	31 Net	32 Loss	33 Loss Expense		35 Losses Unpaid	36 Loss Expenses Unpaid	
												XXX
1. Prior	XXX	XXX	XXX	XXX	XXX	XXX			XXX		188	215
2. 2003	4,861	506	4,354	53.9	41.4	55.9			1.0	64	51	
3. 2004	4,789	583	4,206	46.5	44.5	46.8			1.0	74	83	
4. 2005	5,124	795	4,330	46.8	50.7	46.2			1.0	153	132	
5. 2006	5,877	421	5,456	50.2	44.0	50.8			1.0	150	163	
6. 2007	6,474	458	6,015	51.9	43.9	52.6			1.0	229	198	
7. 2008	12,060	3,995	8,066	76.2	183.3	59.1			1.0	389	218	
8. 2009	9,029	3,143	5,887	51.4	49.6	52.4			1.0	635	356	
9. 2010	11,005	3,791	7,214	63.8	65.3	63.1			1.0	851	434	
10. 2011	12,814	1,704	11,110	74.8	72.8	75.1			1.0	1,930	932	
11. 2012	13,192	2,843	10,349	75.0	68.3	77.1			1.0	3,792	1,210	
12. Totals	XXX	XXX	XXX	XXX	XXX	XXX			XXX	8,456	3,992	

ANNUAL STATEMENT FOR THE YEAR 2012 OF THE FARMERS INSURANCE OF COLUMBUS, INC.
SCHEDULE P - PART 1F - SECTION 1 - MEDICAL PROFESSIONAL LIABILITY - OCCURRENCE
(\$000 OMITTED)

Years in Which Premiums Were Earned and Losses Were Incurred	Premiums Earned			Loss and Loss Expense Payments						10 Salvage and Subrogation Received	11 Total Net Paid Cols (4 - 5 + 6 - 7 + 8 - 9)	12 Number of Claims Reported Direct and Assumed
	1 Direct and Assumed	2 Ceded	3 Net (1 - 2)	Loss Payments		Defense and Cost Containment Payments		Adjusting and Other Payments				
				4 Direct and Assumed	5 Ceded	6 Direct and Assumed	7 Ceded	8 Direct and Assumed	9 Ceded			
1. Prior.....	XXX	XXX	XXX	33	23	6	0	4			19	XXX
2. 2003.....	699	162	537	750	165	346	35	87			984	11
3. 2004.....	115	40	75	32	4	132	12	12			160	
4. 2005.....	5	22	(17)		0	28	4	46			70	
5. 2006.....	110	7	103		1			0	1		(2)	
6. 2007.....	98	6	92	5	0	1	0		1		5	
7. 2008.....	20	1	19						0		0	
8. 2009.....	53	13	40	25	6	(25)	(6)	0	1		(1)	
9. 2010.....	20	7	13					0	1		(1)	
10. 2011.....	8	1	7					0	0		0	
11. 2012.....												
12. Totals	XXX	XXX	XXX	844	198	487	45	150	4		1,235	XXX

	Losses Unpaid				Defense and Cost Containment Unpaid				Adjusting and Other Unpaid		23 Salvage and Subrogation Anticipated	24 Total Net Losses and Expenses Unpaid	25 Number of Claims Outstanding Direct and Assumed
	Case Basis		Bulk + IBNR		Case Basis		Bulk + IBNR		21 Direct and Assumed	22 Ceded			
	13 Direct and Assumed	14 Ceded	15 Direct and Assumed	16 Ceded	17 Direct and Assumed	18 Ceded	19 Direct and Assumed	20 Ceded					
1. Prior.....	66	20	10	1	1		1		6			62	
2. 2003.....	30		4		3		1		2			39	
3. 2004.....	0		1				0		1			2	
4. 2005.....	0		2				0		(3)			0	
5. 2006.....													
6. 2007.....									(2)			(2)	
7. 2008.....									0			0	
8. 2009.....									0			0	
9. 2010.....													
10. 2011.....													
11. 2012.....													
12. Totals	96	20	17	1	4		1		5			102	

	Total Losses and Loss Expenses Incurred			Loss and Loss Expense Percentage (Incurred / Premiums Earned)			Nontabular Discount		34 Inter-Company Pooling Participation Percentage	Net Balance Sheet Reserves After Discount	
	26 Direct and Assumed	27 Ceded	28 Net	29 Direct and Assumed	30 Ceded	31 Net	32 Loss	33 Loss Expense		35 Losses Unpaid	36 Loss Expenses Unpaid
1. Prior.....	XXX	XXX	XXX	XXX	XXX	XXX			XXX	54	8
2. 2003.....	1,222	199	1,023	174.9	123.0	190.5			1.0	34	5
3. 2004.....	178	15	163	154.9	38.3	217.1			1.0	1	2
4. 2005.....	74	4	70	1,483.5	20.4	(409.9)			1.0	2	(3)
5. 2006.....	0	2	(2)	0.0	28.6	(1.9)			1.0		
6. 2007.....	3	1	2	3.1	13.3	2.5			1.0		(2)
7. 2008.....	0	0	0	1.3	8.8	0.9			1.0		0
8. 2009.....	1	1	(1)	1.0	8.8	(1.6)			1.0		0
9. 2010.....	0	1	(1)	0.6	9.0	(4.0)			1.0		
10. 2011.....	0	0	0	0.0	9.0	(1.2)			1.0		
11. 2012.....									1.0		
12. Totals	XXX	XXX	XXX	XXX	XXX	XXX			XXX	92	10

ANNUAL STATEMENT FOR THE YEAR 2012 OF THE FARMERS INSURANCE OF COLUMBUS, INC.
SCHEDULE P - PART 1F - SECTION 2 - MEDICAL PROFESSIONAL LIABILITY - CLAIMS-MADE
(\$000 OMITTED)

Years in Which Premiums Were Earned and Losses Were Incurred	Premiums Earned			Loss and Loss Expense Payments						10 Salvage and Subrogation Received	11 Total Net Paid Cols (4 - 5 + 6 - 7 + 8 - 9)	12 Number of Claims Reported Direct and Assumed	
	1 Direct and Assumed	2 Ceded	3 Net (1 - 2)	Loss Payments		Defense and Cost Containment Payments		Adjusting and Other Payments					
				4 Direct and Assumed	5 Ceded	6 Direct and Assumed	7 Ceded	8 Direct and Assumed	9 Ceded				
1. Prior.....	XXX	XXX	XXX	0		2	0				2	XXX	
2. 2003.....	983	331	652	595	218	205	21	38				599	15
3. 2004.....	283	135	148	109	25	73	7	21	0			170	3
4. 2005.....		52	(52)		0	0	0					0	
5. 2006.....	5	1	4										
6. 2007.....		(14)	14										
7. 2008.....		6	(6)					0	0			0	
8. 2009.....													
9. 2010.....													
10. 2011.....													
11. 2012.....		6	(6)								0	0	
12. Totals	XXX	XXX	XXX	704	243	280	29	59	0	0	772	XXX	

	Losses Unpaid				Defense and Cost Containment Unpaid				Adjusting and Other Unpaid		23 Salvage and Subrogation Anticipated	24 Total Net Losses and Expenses Unpaid	25 Number of Claims Outstanding Direct and Assumed
	Case Basis		Bulk + IBNR		Case Basis		Bulk + IBNR						
	13 Direct and Assumed	14 Ceded	15 Direct and Assumed	16 Ceded	17 Direct and Assumed	18 Ceded	19 Direct and Assumed	20 Ceded	21 Direct and Assumed	22 Ceded			
1. Prior.....	5		95		0		2		7			110	
2. 2003.....	10	0	46	32	0		1		2			27	
3. 2004.....			25				1		3			29	
4. 2005.....			1				0		(2)			(1)	
5. 2006.....													
6. 2007.....									(1)			(1)	
7. 2008.....									0			0	
8. 2009.....									1			1	
9. 2010.....													
10. 2011.....													
11. 2012.....													
12. Totals	15	0	167	32	1		5		9			166	

	Total Losses and Loss Expenses Incurred			Loss and Loss Expense Percentage (Incurred / Premiums Earned)			Nontabular Discount		34 Inter-Company Pooling Participation Percentage	Net Balance Sheet Reserves After Discount	
	26 Direct and Assumed	27 Ceded	28 Net	29 Direct and Assumed	30 Ceded	31 Net	32 Loss	33 Loss Expense		35 Losses Unpaid	36 Loss Expenses Unpaid
1. Prior.....	XXX	XXX	XXX	XXX	XXX	XXX			XXX	100	10
2. 2003.....	897	271	626	91.3	81.8	96.1			1.0	24	3
3. 2004.....	232	32	199	81.9	23.9	134.8			1.0	25	4
4. 2005.....	0	0	(1)		0.3	1.2			1.0	1	(2)
5. 2006.....									1.0		
6. 2007.....	(1)		(1)			(9.7)			1.0		(1)
7. 2008.....	0	0	0		(0.5)	(3.2)			1.0		0
8. 2009.....	1		1						1.0		1
9. 2010.....									1.0		
10. 2011.....									1.0		
11. 2012.....		0	0		(2.2)	(2.2)			1.0		
12. Totals	XXX	XXX	XXX	XXX	XXX	XXX			XXX	151	15

ANNUAL STATEMENT FOR THE YEAR 2012 OF THE FARMERS INSURANCE OF COLUMBUS, INC.
**SCHEDULE P - PART 1G - SPECIAL LIABILITY (OCEAN MARINE, AIRCRAFT (ALL PERILS),
 BOILER AND MACHINERY)**

(\$000 OMITTED)

Years in Which Premiums Were Earned and Losses Were Incurred	Premiums Earned			Loss and Loss Expense Payments						10 Salvage and Subrogation Received	11 Total Net Paid Cols (4 - 5 + 6 - 7 + 8 - 9)	12 Number of Claims Reported Direct and Assumed	
	1 Direct and Assumed	2 Ceded	3 Net (1 - 2)	Loss Payments		Defense and Cost Containment Payments		Adjusting and Other Payments					
				4 Direct and Assumed	5 Ceded	6 Direct and Assumed	7 Ceded	8 Direct and Assumed	9 Ceded				
1. Prior	XXX	XXX	XXX									XXX	
2. 2003	207	32	175	208	36	22	2	14				206	XXX
3. 2004	401	151	250	281	38	20	2	10		0		271	XXX
4. 2005	459	90	369	244	44	17	2	6	4	0		217	XXX
5. 2006	472	81	391	225	15	11	0	9	2	0		228	XXX
6. 2007	532	90	442	242	15	13	1	15	3	0		252	XXX
7. 2008	546	92	454	321	24	14	1	13	2	0		321	XXX
8. 2009	414	179	235	132	33	3	1	18	7	1		112	XXX
9. 2010	149	108	42	28	10	1	0	10	2	0		26	XXX
10. 2011	416	169	247	211	26	3	0	17	3	10		201	XXX
11. 2012	434	202	232	248	50	1	0	23	5	6		217	XXX
12. Totals	XXX	XXX	XXX	2,140	291	104	9	135	29	17		2,051	XXX

	Losses Unpaid				Defense and Cost Containment Unpaid				Adjusting and Other Unpaid		23 Salvage and Subrogation Anticipated	24 Total Net Losses and Expenses Unpaid	25 Number of Claims Outstanding Direct and Assumed
	Case Basis		Bulk + IBNR		Case Basis		Bulk + IBNR		21 Direct and Assumed	22 Ceded			
	13 Direct and Assumed	14 Ceded	15 Direct and Assumed	16 Ceded	17 Direct and Assumed	18 Ceded	19 Direct and Assumed	20 Ceded					
1. Prior	129	0	35				34		0			197	
2. 2003	0	0							0			0	
3. 2004	0	0	0				0		0			0	
4. 2005	0	0	0				0		0			0	
5. 2006	0	0	0	0			0	0	0			1	
6. 2007			(1)	0			0	0	0			(1)	
7. 2008	1	0	(5)	0			0	0	0			(4)	
8. 2009	1	0	13	3			1	0	0			11	
9. 2010	1	0	1	0			0	0	0			1	
10. 2011	1	0	2	0	0	0	0	0	0			3	
11. 2012	41	8	17	3	1	0	0	0	7			54	3
12. Totals	173	9	62	6	1	0	36	1	8			264	3

	Total Losses and Loss Expenses Incurred			Loss and Loss Expense Percentage (Incurred / Premiums Earned)			Nontabular Discount		34 Inter-Company Pooling Participation Percentage	Net Balance Sheet Reserves After Discount	
	26 Direct and Assumed	27 Ceded	28 Net	29 Direct and Assumed	30 Ceded	31 Net	32 Loss	33 Loss Expense		35 Losses Unpaid	36 Loss Expenses Unpaid
1. Prior	XXX	XXX	XXX	XXX	XXX	XXX			XXX	164	34
2. 2003	244	38	206	117.7	118.4	117.6			1.0	0	0
3. 2004	312	40	271	77.7	26.7	108.5			1.0	0	0
4. 2005	267	50	218	58.2	55.3	59.0			1.0	1	0
5. 2006	246	17	229	52.1	20.8	58.6			1.0	1	0
6. 2007	270	18	251	50.7	20.1	56.9			1.0	(1)	0
7. 2008	344	27	317	62.9	28.9	69.8			1.0	(4)	0
8. 2009	168	45	123	40.5	25.0	52.3			1.0	10	1
9. 2010	40	13	27	27.0	12.1	65.4			1.0	1	0
10. 2011	234	29	205	56.2	17.4	82.9			1.0	3	0
11. 2012	338	67	271	78.0	33.4	116.8			1.0	46	8
12. Totals	XXX	XXX	XXX	XXX	XXX	XXX			XXX	220	44

ANNUAL STATEMENT FOR THE YEAR 2012 OF THE FARMERS INSURANCE OF COLUMBUS, INC.
SCHEDULE P - PART 1H - SECTION 1 - OTHER LIABILITY - OCCURRENCE
(\$000 OMITTED)

Years in Which Premiums Were Earned and Losses Were Incurred	Premiums Earned			Loss and Loss Expense Payments						10 Salvage and Subrogation Received	11 Total Net Paid Cols (4 - 5 + 6 - 7 + 8 - 9)	12 Number of Claims Reported Direct and Assumed
	1 Direct and Assumed	2 Ceded	3 Net (1 - 2)	Loss Payments		Defense and Cost Containment Payments		Adjusting and Other Payments				
				4 Direct and Assumed	5 Ceded	6 Direct and Assumed	7 Ceded	8 Direct and Assumed	9 Ceded			
1. Prior.....	XXX	XXX	XXX	0	0	0		0		0	0	XXX
2. 2003.....	1,106	396	710	665	137	34	23	33		1	573	13
3. 2004.....	1,209	484	725	603	166	35	5	24		1	491	10
4. 2005.....	1,265	337	928	640	99	44	1	26	11	0	599	12
5. 2006.....	1,394	243	1,151	450	53	23	1	26	6	0	439	12
6. 2007.....	1,498	269	1,229	716	99	21	5	29	7	0	655	9
7. 2008.....	1,569	258	1,310	526	26	23	3	34	6	0	547	15
8. 2009.....	1,757	694	1,062	456	114	22	7	38	31	1	364	20
9. 2010.....	1,815	896	919	423	153	24	9	53	45	0	294	24
10. 2011.....	2,249	615	1,634	333	47	17	2	56	20	0	336	43
11. 2012.....	2,292	731	1,561	62	13	4	1	22	35	0	39	30
12. Totals	XXX	XXX	XXX	4,875	908	247	56	340	161	3	4,337	XXX

	Losses Unpaid				Defense and Cost Containment Unpaid				Adjusting and Other Unpaid		23 Salvage and Subrogation Anticipated	24 Total Net Losses and Expenses Unpaid	25 Number of Claims Outstanding Direct and Assumed
	Case Basis		Bulk + IBNR		Case Basis		Bulk + IBNR		21 Direct and Assumed	22 Ceded			
	13 Direct and Assumed	14 Ceded	15 Direct and Assumed	16 Ceded	17 Direct and Assumed	18 Ceded	19 Direct and Assumed	20 Ceded					
1. Prior.....	7	1	(16)	1	0		(18)	0	2		0	(27)	
2. 2003.....	1		5	1	0		2	0	0		0	8	
3. 2004.....	1		9	2	0	1	2	0	0		0	10	
4. 2005.....	23		4	0	(1)		6	0	1		0	33	
5. 2006.....	4	0	9	(7)	(1)	0	5	(4)	1		0	28	
6. 2007.....	5	1	34	(6)	(1)	0	5	(3)	2		0	53	
7. 2008.....	20	1	38	3	0	0	8	3	3		0	61	
8. 2009.....	34	9	69	22	2	0	11	5	5		0	84	2
9. 2010.....	125	45	105	44	2	1	23	14	11		0	161	3
10. 2011.....	203	24	330	46	3	0	42	8	32		1	531	6
11. 2012.....	218	44	618	138	2	0	68	21	69		1	772	10
12. Totals	640	125	1,205	244	7	2	154	45	125		2	1,714	21

	Total Losses and Loss Expenses Incurred			Loss and Loss Expense Percentage (Incurred / Premiums Earned)			Nontabular Discount		34 Inter-Company Pooling Participation Percentage	Net Balance Sheet Reserves After Discount	
	26 Direct and Assumed	27 Ceded	28 Net	29 Direct and Assumed	30 Ceded	31 Net	32 Loss	33 Loss Expense		35 Losses Unpaid	36 Loss Expenses Unpaid
2. 2003.....	741	161	581	67.0	40.6	81.8		1.0	5	3	
3. 2004.....	675	173	502	55.8	35.8	69.2		1.0	8	2	
4. 2005.....	743	111	632	58.8	33.0	68.1		1.0	27	6	
5. 2006.....	516	49	467	37.0	20.2	40.6		1.0	19	9	
6. 2007.....	811	103	708	54.1	38.4	57.6		1.0	43	9	
7. 2008.....	651	43	608	41.5	16.6	46.4		1.0	54	7	
8. 2009.....	637	189	448	36.3	27.2	42.2		1.0	72	13	
9. 2010.....	765	310	454	42.1	34.7	49.5		1.0	140	21	
10. 2011.....	1,015	149	866	45.1	24.2	53.0		1.0	463	68	
11. 2012.....	1,063	252	811	46.4	34.5	51.9		1.0	654	118	
12. Totals	XXX	XXX	XXX	XXX	XXX	XXX		XXX	1,476	239	

ANNUAL STATEMENT FOR THE YEAR 2012 OF THE FARMERS INSURANCE OF COLUMBUS, INC.
SCHEDULE P - PART 1H - SECTION 2 - OTHER LIABILITY - CLAIMS-MADE
(\$000 OMITTED)

Years in Which Premiums Were Earned and Losses Were Incurred	Premiums Earned			Loss and Loss Expense Payments						10 Salvage and Subrogation Received	11 Total Net Paid Cols (4 - 5 + 6 - 7 + 8 - 9)	12 Number of Claims Reported Direct and Assumed
	1 Direct and Assumed	2 Ceded	3 Net (1 - 2)	Loss Payments		Defense and Cost Containment Payments		Adjusting and Other Payments				
				4 Direct and Assumed	5 Ceded	6 Direct and Assumed	7 Ceded	8 Direct and Assumed	9 Ceded			
1. Prior.....	XXX	XXX	XXX									XXX
2. 2003.....												
3. 2004.....												
4. 2005.....												
5. 2006.....												
6. 2007.....												
7. 2008.....												
8. 2009.....												
9. 2010.....												
10. 2011.....												
11. 2012.....												
12. Totals	XXX	XXX	XXX									XXX

NONE

	Losses Unpaid				Defense and Cost Containment Unpaid				Adjusting and Other Unpaid		23 Salvage and Subrogation Anticipated	24 Total Net Losses and Expenses Unpaid	25 Number of Claims Outstanding Direct and Assumed
	Case Basis		Bulk + IBNR		Case Basis		Bulk + IBNR		Adjusting and Other Unpaid				
	13 Direct and Assumed	14 Ceded	15 Direct and Assumed	16 Ceded	17 Direct and Assumed	18 Ceded	19 Direct and Assumed	20 Ceded	21 Direct and Assumed	22 Ceded			
1. Prior.....													
2. 2003.....													
3. 2004.....													
4. 2005.....													
5. 2006.....													
6. 2007.....													
7. 2008.....													
8. 2009.....													
9. 2010.....													
10. 2011.....													
11. 2012.....													
12. Totals													

NONE

	Total Losses and Loss Expenses Incurred			Loss and Loss Expense Percentage (Incurred / Premiums Earned)			Nontabular Discount		34 Inter-Company Pooling Participation Percentage	Net Balance Sheet Reserves After Discount	
	26 Direct and Assumed	27 Ceded	28 Net	29 Direct and Assumed	30 Ceded	31 Net	32 Loss	33 Loss Expense		35 Losses Unpaid	36 Loss Expenses Unpaid
	1. Prior.....	XXX	XXX	XXX	XXX	XXX	XXX				XXX
2. 2003.....											
3. 2004.....											
4. 2005.....											
5. 2006.....											
6. 2007.....											
7. 2008.....											
8. 2009.....											
9. 2010.....											
10. 2011.....											
11. 2012.....											
12. Totals	XXX	XXX	XXX	XXX	XXX	XXX			XXX		

NONE

ANNUAL STATEMENT FOR THE YEAR 2012 OF THE FARMERS INSURANCE OF COLUMBUS, INC.
**SCHEDULE P - PART 11 - SPECIAL PROPERTY (FIRE, ALLIED LINES, INLAND MARINE,
EARTHQUAKE, BURGLARY AND THEFT)**
(\$000 OMITTED)

Years in Which Premiums Were Earned and Losses Were Incurred	Premiums Earned			Loss and Loss Expense Payments							12 Number of Claims Reported Direct and Assumed	
	1	2	3	Loss Payments		Defense and Cost Containment Payments		Adjusting and Other Payments		10 Salvage and Subrogation Received		11 Total Net Paid Cols (4 - 5 + 6 - 7 + 8 - 9)
				4	5	6	7	8	9			
	Direct and Assumed	Ceded	Net (1 - 2)	Direct and Assumed	Ceded	Direct and Assumed	Ceded	Direct and Assumed	Ceded			
1. Prior	XXX	XXX	XXX	337	21	52	8	8	0	31	368	XXX
2. 2011	7,327	2,240	5,087	2,812	562	56	20	316	63	25	2,540	XXX
3. 2012	8,018	2,849	5,170	2,347	583	29	12	302	124	7	1,959	XXX
4. Totals	XXX	XXX	XXX	5,496	1,167	137	40	626	186	64	4,866	XXX

	Losses Unpaid				Defense and Cost Containment Unpaid				Adjusting and Other Unpaid		23 Salvage and Subrogation Anticipated	24 Total Net Losses and Expenses Unpaid	25 Number of Claims Outstanding Direct and Assumed
	Case Basis		Bulk + IBNR		Case Basis		Bulk + IBNR		Adjusting and Other Unpaid				
	13	14	15	16	17	18	19	20	21	22			
	Direct and Assumed	Ceded	Direct and Assumed	Ceded	Direct and Assumed	Ceded	Direct and Assumed	Ceded	Direct and Assumed	Ceded			
1. Prior	220	8	54	3	(2)	0	86	7	4		11	344	5
2. 2011	48	5	67	31	0	0	15	3	8		12	99	1
3. 2012	311	142	258	58	2	0	31	11	78		34	469	19
4. Totals	579	155	380	92	0	0	131	21	90		56	912	25

	Total Losses and Loss Expenses Incurred			Loss and Loss Expense Percentage (Incurred / Premiums Earned)			Nontabular Discount		34 Inter-Company Pooling Participation Percentage	Net Balance Sheet Reserves After Discount	
	26	27	28	29	30	31	32	33		35	36
	Direct and Assumed	Ceded	Net	Direct and Assumed	Ceded	Net	Loss	Loss Expense		Losses Unpaid	Loss Expenses Unpaid
1. Prior	XXX	XXX	XXX	XXX	XXX	XXX			XXX	263	81
2. 2011	3,322	683	2,639	45.3	30.5	51.9			1.0	79	20
3. 2012	3,358	930	2,428	41.9	32.7	47.0			1.0	370	99
4. Totals	XXX	XXX	XXX	XXX	XXX	XXX			XXX	712	200

ANNUAL STATEMENT FOR THE YEAR 2012 OF THE FARMERS INSURANCE OF COLUMBUS, INC.
SCHEDULE P - PART 1J - AUTO PHYSICAL DAMAGE
(\$000 OMITTED)

Years in Which Premiums Were Earned and Losses Were Incurred	Premiums Earned			Loss and Loss Expense Payments						10 Salvage and Subrogation Received	11 Total Net Paid Cols (4 - 5 + 6 - 7 + 8 - 9)	12 Number of Claims Reported Direct and Assumed
	1 Direct and Assumed	2 Ceded	3 Net (1 - 2)	Loss Payments		Defense and Cost Containment Payments		Adjusting and Other Payments				
				4 Direct and Assumed	5 Ceded	6 Direct and Assumed	7 Ceded	8 Direct and Assumed	9 Ceded			
1. Prior.....	XXX	XXX	XXX	(16)	(5)	17	4	13	0	102	13	XXX
2. 2011.....	38,579	13,187	25,391	23,686	8,341	80	29	4,254	1,128	5,105	18,523	18,466
3. 2012.....	39,984	16,048	23,937	22,207	8,913	43	17	3,056	1,539	3,646	14,838	17,314
4. Totals.....	XXX	XXX	XXX	45,877	17,249	140	51	7,323	2,666	8,853	33,374	XXX

	Losses Unpaid				Defense and Cost Containment Unpaid				Adjusting and Other Unpaid		23 Salvage and Subrogation Anticipated	24 Total Net Losses and Expenses Unpaid	25 Number of Claims Outstanding Direct and Assumed
	Case Basis		Bulk + IBNR		Case Basis		Bulk + IBNR		Adjusting and Other Unpaid				
	13 Direct and Assumed	14 Ceded	15 Direct and Assumed	16 Ceded	17 Direct and Assumed	18 Ceded	19 Direct and Assumed	20 Ceded	21 Direct and Assumed	22 Ceded			
1. Prior.....	4	(1)	(56)	(56)	0	1	20	7	(4)	103	11	13	
2. 2011.....	24	1	(51)	(3)	1	0	17	2	(18)	132	(28)	8	
3. 2012.....	384	151	2,195	909	2	0	38	15	614	1,586	2,158	56	
4. Totals.....	412	151	2,087	850	3	2	75	25	592	1,820	2,141	77	

	Total Losses and Loss Expenses Incurred			Loss and Loss Expense Percentage (Incurred / Premiums Earned)			Nontabular Discount		34 Inter-Company Pooling Participation Percentage	Net Balance Sheet Reserves After Discount	
	26 Direct and Assumed	27 Ceded	28 Net	29 Direct and Assumed	30 Ceded	31 Net	32 Loss	33 Loss Expense		35 Losses Unpaid	36 Loss Expenses Unpaid
	1. Prior.....	XXX	XXX	XXX	XXX	XXX	XXX				XXX
2. 2011.....	27,994	9,499	18,495	72.6	72.0	72.8			1.0	(25)	(3)
3. 2012.....	28,540	11,544	16,995	71.4	71.9	71.0			1.0	1,519	638
4. Totals.....	XXX	XXX	XXX	XXX	XXX	XXX			XXX	1,498	643

ANNUAL STATEMENT FOR THE YEAR 2012 OF THE FARMERS INSURANCE OF COLUMBUS, INC.
SCHEDULE P - PART 1K - FIDELITY/SURETY
(\$000 OMITTED)

Years in Which Premiums Were Earned and Losses Were Incurred	Premiums Earned			Loss and Loss Expense Payments						10 Salvage and Subrogation Received	11 Total Net Paid Cols (4 - 5 + 6 - 7 + 8 - 9)	12 Number of Claims Reported Direct and Assumed
	1 Direct and Assumed	2 Ceded	3 Net (1 - 2)	Loss Payments		Defense and Cost Containment Payments		Adjusting and Other Payments				
				4 Direct and Assumed	5 Ceded	6 Direct and Assumed	7 Ceded	8 Direct and Assumed	9 Ceded			
1. Prior.....	XXX	XXX	XXX	0	0		0	0		1	0	XXX
2. 2011.....	10	1	10	3	0			1	0	0	0	XXX
3. 2012.....	10	2	8	1	0			0	0	0	0	XXX
4. Totals	XXX	XXX	XXX	5	1		0	1	0	1	5	XXX

	Losses Unpaid				Defense and Cost Containment Unpaid				Adjusting and Other Unpaid		23 Salvage and Subrogation Anticipated	24 Total Net Losses and Expenses Unpaid	25 Number of Claims Outstanding Direct and Assumed
	Case Basis		Bulk + IBNR		Case Basis		Bulk + IBNR		Adjusting and Other Unpaid				
	13 Direct and Assumed	14 Ceded	15 Direct and Assumed	16 Ceded	17 Direct and Assumed	18 Ceded	19 Direct and Assumed	20 Ceded	21 Direct and Assumed	22 Ceded			
1. Prior.....	0		3	0	0		3	0	0		0	7	
2. 2011.....			2	0			1	0	0		1	3	
3. 2012.....			3	0			2	0	0		1	4	
4. Totals	0		9	1	0		6	0	0		2	14	

	Total Losses and Loss Expenses Incurred			Loss and Loss Expense Percentage (Incurred / Premiums Earned)			Nontabular Discount		34 Inter-Company Pooling Participation Percentage	Net Balance Sheet Reserves After Discount	
	26 Direct and Assumed	27 Ceded	28 Net	29 Direct and Assumed	30 Ceded	31 Net	32 Loss	33 Loss Expense		35 Losses Unpaid	36 Loss Expenses Unpaid
	1. Prior.....	XXX	XXX	XXX	XXX	XXX	XXX				XXX
2. 2011.....	8	1	7	75.9	117.2	73.2			1.0	2	1
3. 2012.....	7	1	6	65.7	45.8	70.6			1.0	3	2
4. Totals	XXX	XXX	XXX	XXX	XXX	XXX			XXX	8	6

ANNUAL STATEMENT FOR THE YEAR 2012 OF THE FARMERS INSURANCE OF COLUMBUS, INC.
SCHEDULE P - PART 1L - OTHER (INCLUDING CREDIT, ACCIDENT AND HEALTH)
(\$000 OMITTED)

Years in Which Premiums Were Earned and Losses Were Incurred	Premiums Earned			Loss and Loss Expense Payments						10 Salvage and Subrogation Received	11 Total Net Paid Cols (4 - 5 + 6 - 7 + 8 - 9)	12 Number of Claims Reported Direct and Assumed
	1 Direct and Assumed	2 Ceded	3 Net (1 - 2)	Loss Payments		Defense and Cost Containment Payments		Adjusting and Other Payments				
				4 Direct and Assumed	5 Ceded	6 Direct and Assumed	7 Ceded	8 Direct and Assumed	9 Ceded			
1. Prior.....	XXX	XXX	XXX	0	0	0	0	0	0	0	0	XXX
2. 2011.....	43	5	38	19	2	1	0	4	0	0	0	XXX
3. 2012.....	42	8	34	16	3	1	0	3	1	0	0	XXX
4. Totals	XXX	XXX	XXX	35	5	3	0	7	1	1	1	XXX

	Losses Unpaid				Defense and Cost Containment Unpaid				Adjusting and Other Unpaid		23 Salvage and Subrogation Anticipated	24 Total Net Losses and Expenses Unpaid	25 Number of Claims Outstanding Direct and Assumed
	Case Basis		Bulk + IBNR		Case Basis		Bulk + IBNR		Adjusting and Other Unpaid				
	13 Direct and Assumed	14 Ceded	15 Direct and Assumed	16 Ceded	17 Direct and Assumed	18 Ceded	19 Direct and Assumed	20 Ceded	21 Direct and Assumed	22 Ceded			
1. Prior.....		(2)	0	(2)			0	0	0	0	0	4	
2. 2011.....	0	0	0	0			0	0	0	0	0	0	
3. 2012.....	1	0	3	1			0	0	0	0	0	4	1
4. Totals	1	(1)	3	(1)			1	0	0	0	1	8	2

	Total Losses and Loss Expenses Incurred			Loss and Loss Expense Percentage (Incurred / Premiums Earned)			Nontabular Discount		34 Inter-Company Pooling Participation Percentage	Net Balance Sheet Reserves After Discount	
	26 Direct and Assumed	27 Ceded	28 Net	29 Direct and Assumed	30 Ceded	31 Net	32 Loss	33 Loss Expense		35 Losses Unpaid	36 Loss Expenses Unpaid
	1. Prior.....	XXX	XXX	XXX	XXX	XXX	XXX				XXX
2. 2011.....	24	3	21	56.3	59.6	55.8			1.0	0	0
3. 2012.....	25	5	20	59.9	63.1	59.2			1.0	4	1
4. Totals	XXX	XXX	XXX	XXX	XXX	XXX			XXX	7	1

Schedule P - Part 1M - International

N O N E

Schedule P - Part 1N - Reinsurance - Nonproportional Assumed Property

N O N E

Schedule P - Part 1O - Reinsurance - Nonproportional Assumed Liability

N O N E

Schedule P - Part 1P - Reinsurance - Nonproportional Assumed Financial Lines

N O N E

ANNUAL STATEMENT FOR THE YEAR 2012 OF THE FARMERS INSURANCE OF COLUMBUS, INC.
SCHEDULE P - PART 1R - SECTION 1 - PRODUCTS LIABILITY - OCCURRENCE
(\$000 OMITTED)

Years in Which Premiums Were Earned and Losses Were Incurred	Premiums Earned			Loss and Loss Expense Payments						10 Salvage and Subrogation Received	11 Total Net Paid Cols (4 - 5 + 6 - 7 + 8 - 9)	12 Number of Claims Reported Direct and Assumed
	1 Direct and Assumed	2 Ceded	3 Net (1 - 2)	Loss Payments		Defense and Cost Containment Payments		Adjusting and Other Payments				
				4 Direct and Assumed	5 Ceded	6 Direct and Assumed	7 Ceded	8 Direct and Assumed	9 Ceded			
1. Prior.....	XXX	XXX	XXX	0		0		0			0	XXX
2. 2003.....	6	1	5	1	0	1	0	0	0			2
3. 2004.....	4		4	6	1	1	0	0	0			6
4. 2005.....	5	1	4	0	0	0	0	0	0		0	0
5. 2006.....	5		5	1	0	0	0	0	0		0	1
6. 2007.....	5		5	4	0	2	0	0	0			5
7. 2008.....	4	0	4	28	1	8	0	1	0		0	35
8. 2009.....	4	1	3	55	17	7	2	1	0		1	44
9. 2010.....	3	1	2	39	14	4	2	1	0		6	29
10. 2011.....	3	0	2	28	4	3	0	2	0		0	29
11. 2012.....	3	1	2	14	3	1	0	3	0		0	15
12. Totals	XXX	XXX	XXX	178	41	26	5	9	0		6	166

	Losses Unpaid				Defense and Cost Containment Unpaid				Adjusting and Other Unpaid		23 Salvage and Subrogation Anticipated	24 Total Net Losses and Expenses Unpaid	25 Number of Claims Outstanding Direct and Assumed
	Case Basis		Bulk + IBNR		Case Basis		Bulk + IBNR						
	13 Direct and Assumed	14 Ceded	15 Direct and Assumed	16 Ceded	17 Direct and Assumed	18 Ceded	19 Direct and Assumed	20 Ceded	21 Direct and Assumed	22 Ceded			
1. Prior.....	0		1		0		1		0		0	3	
2. 2003.....			0				0		0		0	1	
3. 2004.....			0				0		0		0	0	
4. 2005.....	0		0		0		0		0		0	1	
5. 2006.....	0	0	0	0	0	0	0	0	0	0	0	1	
6. 2007.....	3	0	1	0	0	0	0	0	0	0	0	4	
7. 2008.....	2	0	1	0	1	0	0	0	0	0	0	4	
8. 2009.....	3	1	1	0	1	0	1	0	0	0	0	3	
9. 2010.....	2	1	1	1	1	0	1	1	0	0	0	2	
10. 2011.....	3	1	1	1	1	0	1	0	0	0	0	4	
11. 2012.....	9	2	1	1	0	0	1	1	1	1	0	8	1
12. Totals	23	5	7	3	4	1	5	3	2		0	30	2

	Total Losses and Loss Expenses Incurred			Loss and Loss Expense Percentage (Incurred / Premiums Earned)			Nontabular Discount		34 Inter-Company Pooling Participation Percentage	Net Balance Sheet Reserves After Discount	
	26 Direct and Assumed	27 Ceded	28 Net	29 Direct and Assumed	30 Ceded	31 Net	32 Loss	33 Loss Expense		35 Losses Unpaid	36 Loss Expenses Unpaid
	1. Prior.....	XXX	XXX	XXX	XXX	XXX	XXX				XXX
2. 2003.....	3	0	3	43.0	7.6	50.1			1.0	0	0
3. 2004.....	8	1	6	190.5		158.2			1.0	0	0
4. 2005.....	1	1	0	18.2	53.3	9.4			1.0	1	0
5. 2006.....	2	0	2	47.8		42.2			1.0	0	0
6. 2007.....	10	1	9	203.6		189.9			1.0	3	1
7. 2008.....	42	2	39	1,004.9	930.4	1,009.5			1.0	3	1
8. 2009.....	68	21	47	1,675.9	2,029.7	1,556.1			1.0	2	1
9. 2010.....	49	19	30	1,444.9	1,552.2	1,385.3			1.0	1	0
10. 2011.....	38	5	33	1,326.7	1,196.5	1,350.9			1.0	3	1
11. 2012.....	30	7	23	1,086.0	1,326.7	1,024.4			1.0	7	0
12. Totals	XXX	XXX	XXX	XXX	XXX	XXX			XXX	22	8

Schedule P - Part 1R - Section 2 - Products Liability - Claims-Made

N O N E

Schedule P - Part 1S - Financial Guaranty/Mortgage Guaranty

N O N E

Schedule P - Part 1T - Warranty

N O N E

ANNUAL STATEMENT FOR THE YEAR 2012 OF THE FARMERS INSURANCE OF COLUMBUS, INC.

SCHEDULE P - PART 2A - HOMEOWNERS/FARMOWNERS

Years in Which Losses Were Incurred	INCURRED NET LOSSES AND DEFENSE AND COST CONTAINMENT EXPENSES REPORTED AT YEAR END (\$000 OMITTED)										DEVELOPMENT	
	1 2003	2 2004	3 2005	4 2006	5 2007	6 2008	7 2009	8 2010	9 2011	10 2012	11 One Year	12 Two Year
1. Prior.....	3,110	4,720	4,570	4,439	4,159	4,085	4,164	4,153	4,151	4,116	(35)	(37)
2. 2003.....	15,844	13,667	13,481	13,466	13,423	13,363	13,368	13,394	13,413	13,418	5	24
3. 2004.....	XXX	11,543	10,899	10,868	10,792	10,780	10,786	10,789	10,792	10,793	0	4
4. 2005.....	XXX	XXX	14,178	14,192	14,009	13,782	13,870	13,877	13,871	13,862	(9)	(15)
5. 2006.....	XXX	XXX	XXX	14,992	14,521	14,605	14,601	14,625	14,622	14,614	(8)	(11)
6. 2007.....	XXX	XXX	XXX	XXX	19,016	18,635	18,446	18,442	18,453	18,455	2	13
7. 2008.....	XXX	XXX	XXX	XXX	XXX	25,696	24,321	24,275	24,010	23,739	(272)	(537)
8. 2009.....	XXX	XXX	XXX	XXX	XXX	XXX	15,651	14,614	14,344	14,260	(84)	(354)
9. 2010.....	XXX	XXX	XXX	XXX	XXX	XXX	XXX	15,421	14,707	14,651	(57)	(770)
10. 2011.....	XXX	XXX	XXX	XXX	XXX	XXX	XXX	XXX	26,437	26,038	(399)	XXX
11. 2012.....	XXX	XXX	XXX	XXX	XXX	XXX	XXX	XXX	XXX	21,737	XXX	XXX
12. Totals											(856)	(1,683)

SCHEDULE P - PART 2B - PRIVATE PASSENGER AUTO LIABILITY/MEDICAL

1. Prior.....	12,386	16,349	17,487	17,836	18,214	18,372	18,418	18,456	18,490	18,519	28	63
2. 2003.....	19,502	20,041	20,267	20,404	20,276	20,366	20,332	20,189	20,182	20,225	43	36
3. 2004.....	XXX	20,300	20,502	20,417	20,295	20,326	20,246	20,203	20,196	20,197	0	(7)
4. 2005.....	XXX	XXX	25,803	25,630	25,252	24,977	24,902	24,684	24,649	24,658	8	(27)
5. 2006.....	XXX	XXX	XXX	28,074	27,596	27,172	26,881	26,445	26,386	26,391	5	(54)
6. 2007.....	XXX	XXX	XXX	XXX	32,029	31,103	30,634	30,326	30,280	30,254	(25)	(71)
7. 2008.....	XXX	XXX	XXX	XXX	XXX	29,592	28,305	27,426	27,269	27,270	1	(155)
8. 2009.....	XXX	XXX	XXX	XXX	XXX	XXX	24,780	24,648	24,499	24,733	234	85
9. 2010.....	XXX	XXX	XXX	XXX	XXX	XXX	XXX	26,915	26,055	25,952	(103)	(962)
10. 2011.....	XXX	XXX	XXX	XXX	XXX	XXX	XXX	XXX	34,930	35,294	364	XXX
11. 2012.....	XXX	XXX	XXX	XXX	XXX	XXX	XXX	XXX	XXX	32,921	XXX	XXX
12. Totals											556	(1,092)

SCHEDULE P - PART 2C - COMMERCIAL AUTO/TRUCK LIABILITY/MEDICAL

1. Prior.....	944	1,147	1,355	1,444	1,445	1,516	1,515	1,441	1,458	1,452	(6)	11
2. 2003.....	886	876	813	828	829	840	846	852	852	839	(13)	(13)
3. 2004.....	XXX	913	907	763	760	758	767	769	766	762	(4)	(7)
4. 2005.....	XXX	XXX	969	946	936	861	840	833	843	838	(4)	5
5. 2006.....	XXX	XXX	XXX	1,067	1,050	855	851	851	879	880	1	30
6. 2007.....	XXX	XXX	XXX	XXX	1,152	1,066	1,006	1,050	1,043	1,043	0	(7)
7. 2008.....	XXX	XXX	XXX	XXX	XXX	1,201	1,336	1,230	1,250	1,246	(4)	16
8. 2009.....	XXX	XXX	XXX	XXX	XXX	XXX	1,108	1,177	1,167	1,184	16	6
9. 2010.....	XXX	XXX	XXX	XXX	XXX	XXX	XXX	1,194	1,199	1,173	(26)	(20)
10. 2011.....	XXX	XXX	XXX	XXX	XXX	XXX	XXX	XXX	1,449	1,571	122	XXX
11. 2012.....	XXX	XXX	XXX	XXX	XXX	XXX	XXX	XXX	XXX	1,537	XXX	XXX
12. Totals											83	23

**SCHEDULE P - PART 2D - WORKERS' COMPENSATION
(EXCLUDING EXCESS WORKERS' COMPENSATION)**

1. Prior.....	4,752	5,044	5,279	5,393	5,372	6,030	6,060	5,811	5,645	5,597	(47)	(214)
2. 2003.....	2,165	2,149	2,052	1,993	2,003	2,033	2,038	2,001	2,014	2,002	(12)	1
3. 2004.....	XXX	2,449	2,277	2,201	2,013	1,875	1,853	1,833	1,844	1,836	(9)	2
4. 2005.....	XXX	XXX	2,403	2,389	2,201	1,749	1,749	1,718	1,732	1,729	(3)	10
5. 2006.....	XXX	XXX	XXX	2,195	1,996	1,716	1,685	1,673	1,682	1,694	12	21
6. 2007.....	XXX	XXX	XXX	XXX	1,894	1,961	2,005	2,027	2,014	2,033	19	6
7. 2008.....	XXX	XXX	XXX	XXX	XXX	2,205	2,289	2,370	2,438	2,462	24	92
8. 2009.....	XXX	XXX	XXX	XXX	XXX	XXX	1,794	2,115	2,230	2,243	13	128
9. 2010.....	XXX	XXX	XXX	XXX	XXX	XXX	XXX	2,190	2,160	2,164	3	(27)
10. 2011.....	XXX	XXX	XXX	XXX	XXX	XXX	XXX	XXX	3,091	3,218	127	XXX
11. 2012.....	XXX	XXX	XXX	XXX	XXX	XXX	XXX	XXX	XXX	2,586	XXX	XXX
12. Totals											128	22

SCHEDULE P - PART 2E - COMMERCIAL MULTIPLE PERIL

1. Prior.....	3,405	4,030	4,547	5,120	4,983	5,050	4,911	4,699	4,523	4,341	(182)	(359)
2. 2003.....	4,550	4,080	3,978	3,916	3,916	3,937	4,012	3,988	3,964	3,924	(41)	(65)
3. 2004.....	XXX	4,329	4,155	3,730	3,790	3,720	3,714	3,775	3,770	3,727	(43)	(48)
4. 2005.....	XXX	XXX	4,439	4,266	4,144	3,793	3,848	3,946	3,925	3,888	(37)	(58)
5. 2006.....	XXX	XXX	XXX	5,071	5,060	4,773	4,850	4,947	5,009	4,937	(72)	(10)
6. 2007.....	XXX	XXX	XXX	XXX	5,722	5,554	5,403	5,508	5,509	5,409	(100)	(99)
7. 2008.....	XXX	XXX	XXX	XXX	XXX	7,875	7,840	7,673	7,589	7,425	(165)	(248)
8. 2009.....	XXX	XXX	XXX	XXX	XXX	XXX	6,148	5,773	5,604	5,568	(37)	(205)
9. 2010.....	XXX	XXX	XXX	XXX	XXX	XXX	XXX	6,351	6,788	6,697	(91)	346
10. 2011.....	XXX	XXX	XXX	XXX	XXX	XXX	XXX	XXX	9,728	9,931	203	XXX
11. 2012.....	XXX	XXX	XXX	XXX	XXX	XXX	XXX	XXX	XXX	9,388	XXX	XXX
12. Totals											(564)	(745)

ANNUAL STATEMENT FOR THE YEAR 2012 OF THE FARMERS INSURANCE OF COLUMBUS, INC.

SCHEDULE P - PART 2F - SECTION 1 - MEDICAL PROFESSIONAL LIABILITY - OCCURRENCE

Years in Which Losses Were Incurred	INCURRED NET LOSSES AND DEFENSE AND COST CONTAINMENT EXPENSES REPORTED AT YEAR END (\$000 OMITTED)										DEVELOPMENT	
	1 2003	2 2004	3 2005	4 2006	5 2007	6 2008	7 2009	8 2010	9 2011	10 2012	11 One Year	12 Two Year
1. Prior.....	1,090	1,184	1,481	1,629	1,695	1,712	1,733	1,683	1,691	1,695	4	12
2. 2003.....	515	574	693	861	929	957	972	933	934	934	0	2
3. 2004.....	XXX	97	141	165	148	137	139	140	137	149	12	9
4. 2005.....	XXX	XXX	5	7	7	9	9	31	33	26	(7)	(5)
5. 2006.....	XXX	XXX	XXX	(1)	(1)	(1)	(1)	(1)	(1)	(1)		
6. 2007.....	XXX	XXX	XXX	XXX	1	1	1	1	6	6		5
7. 2008.....	XXX	XXX	XXX	XXX	XXX							
8. 2009.....	XXX	XXX	XXX	XXX	XXX	XXX	0					
9. 2010.....	XXX	XXX	XXX	XXX	XXX	XXX	XXX					
10. 2011.....	XXX	XXX	XXX	XXX	XXX	XXX	XXX	XXX				XXX
11. 2012.....	XXX	XXX	XXX	XXX	XXX	XXX	XXX	XXX	XXX		XXX	XXX
12. Totals											10	23

SCHEDULE P - PART 2F - SECTION 2 - MEDICAL PROFESSIONAL LIABILITY - CLAIMS-MADE

1. Prior.....	1,669	1,908	1,873	2,034	2,048	2,032	1,988	2,007	2,072	2,066	(6)	59
2. 2003.....	726	649	598	579	608	602	579	623	593	587	(6)	(36)
3. 2004.....	XXX	187	184	179	198	196	167	196	185	176	(9)	(20)
4. 2005.....	XXX	XXX	1	1	1	1	1	1	1	1	0	0
5. 2006.....	XXX	XXX	XXX									
6. 2007.....	XXX	XXX	XXX	XXX								
7. 2008.....	XXX	XXX	XXX	XXX	XXX							
8. 2009.....	XXX	XXX	XXX	XXX	XXX	XXX						
9. 2010.....	XXX	XXX	XXX	XXX	XXX	XXX	XXX					
10. 2011.....	XXX	XXX	XXX	XXX	XXX	XXX	XXX	XXX				XXX
11. 2012.....	XXX	XXX	XXX	XXX	XXX	XXX	XXX	XXX	XXX		XXX	XXX
12. Totals											(20)	3

SCHEDULE P - PART 2G - SPECIAL LIABILITY (OCEAN MARINE, AIRCRAFT (ALL PERILS), BOILER AND MACHINERY)

1. Prior.....	266	261	263	240	249	254	251	251	251	251	0	0
2. 2003.....	187	199	191	215	194	194	192	191	192	192	0	0
3. 2004.....	XXX	299	282	276	274	272	264	261	261	261	0	0
4. 2005.....	XXX	XXX	242	225	218	218	219	216	216	215	0	0
5. 2006.....	XXX	XXX	XXX	231	234	233	230	224	222	222	0	(2)
6. 2007.....	XXX	XXX	XXX	XXX	296	256	251	243	240	240	(1)	(3)
7. 2008.....	XXX	XXX	XXX	XXX	XXX	359	315	310	315	306	(9)	(4)
8. 2009.....	XXX	XXX	XXX	XXX	XXX	XXX	132	112	114	112	(2)	0
9. 2010.....	XXX	XXX	XXX	XXX	XXX	XXX	XXX	23	21	19	(1)	(4)
10. 2011.....	XXX	XXX	XXX	XXX	XXX	XXX	XXX	XXX	185	190	5	XXX
11. 2012.....	XXX	XXX	XXX	XXX	XXX	XXX	XXX	XXX	XXX	246	XXX	XXX
12. Totals											(7)	(13)

SCHEDULE P - PART 2H - SECTION 1 - OTHER LIABILITY - OCCURRENCE

1. Prior.....	776	891	895	995	1,333	1,265	1,234	894	869	832	(37)	(62)
2. 2003.....	570	719	752	754	761	664	572	559	556	548	(9)	(11)
3. 2004.....	XXX	713	712	691	643	514	515	517	502	478	(25)	(39)
4. 2005.....	XXX	XXX	823	794	815	731	639	668	631	616	(15)	(51)
5. 2006.....	XXX	XXX	XXX	1,031	886	548	504	482	464	446	(18)	(36)
6. 2007.....	XXX	XXX	XXX	XXX	982	814	768	687	716	684	(32)	(3)
7. 2008.....	XXX	XXX	XXX	XXX	XXX	875	725	591	577	578	0	(14)
8. 2009.....	XXX	XXX	XXX	XXX	XXX	XXX	553	510	436	436	1	(74)
9. 2010.....	XXX	XXX	XXX	XXX	XXX	XXX	XXX	670	487	436	(51)	(234)
10. 2011.....	XXX	XXX	XXX	XXX	XXX	XXX	XXX	XXX	943	798	(144)	XXX
11. 2012.....	XXX	XXX	XXX	XXX	XXX	XXX	XXX	XXX	XXX	755	XXX	XXX
12. Totals											(330)	(524)

SCHEDULE P - PART 2H - SECTION 2 - OTHER LIABILITY - CLAIMS-MADE

1. Prior.....												
2. 2003.....												
3. 2004.....	XXX											
4. 2005.....	XXX	XXX										
5. 2006.....	XXX	XXX	XXX									
6. 2007.....	XXX	XXX	XXX	XXX	XXX							
7. 2008.....	XXX	XXX	XXX	XXX	XXX	XXX						
8. 2009.....	XXX	XXX	XXX	XXX	XXX	XXX	XXX					
9. 2010.....	XXX	XXX	XXX	XXX	XXX	XXX	XXX	XXX				
10. 2011.....	XXX	XXX	XXX	XXX	XXX	XXX	XXX	XXX	XXX			XXX
11. 2012.....	XXX	XXX	XXX	XXX	XXX	XXX	XXX	XXX	XXX		XXX	XXX
12. Totals												

NONE

ANNUAL STATEMENT FOR THE YEAR 2012 OF THE FARMERS INSURANCE OF COLUMBUS, INC.
SCHEDULE P - PART 2I - SPECIAL PROPERTY (FIRE, ALLIED LINES, INLAND MARINE, EARTHQUAKE, BURGLARY, AND THEFT)

Years in Which Losses Were Incurred	INCURRED NET LOSSES AND DEFENSE AND COST CONTAINMENT EXPENSES REPORTED AT YEAR END (\$000 OMITTED)										DEVELOPMENT	
	1 2003	2 2004	3 2005	4 2006	5 2007	6 2008	7 2009	8 2010	9 2011	10 2012	11 One Year	12 Two Year
1. Prior.....	XXX	XXX	XXX	XXX	XXX	XXX	XXX	625	794	1,095	301	470
2. 2011.....	XXX	XXX	XXX	XXX	XXX	XXX	XXX	XXX	2,331	2,378	47	XXX
3. 2012.....	XXX	XXX	XXX	XXX	XXX	XXX	XXX	XXX	XXX	2,171	XXX	XXX
4. Totals											348	470

SCHEDULE P - PART 2J - AUTO PHYSICAL DAMAGE

1. Prior.....	XXX	XXX	XXX	XXX	XXX	XXX	XXX	1,263	1,260	1,260	(1)	(3)
2. 2011.....	XXX	XXX	XXX	XXX	XXX	XXX	XXX	XXX	15,699	15,386	(312)	XXX
3. 2012.....	XXX	XXX	XXX	XXX	XXX	XXX	XXX	XXX	XXX	14,864	XXX	XXX
4. Totals											(313)	(3)

SCHEDULE P - PART 2K - FIDELITY/SURETY

1. Prior.....	XXX	XXX	XXX	XXX	XXX	XXX	XXX	1	2	7	6	6
2. 2011.....	XXX	XXX	XXX	XXX	XXX	XXX	XXX	XXX	2	6	4	XXX
3. 2012.....	XXX	XXX	XXX	XXX	XXX	XXX	XXX	XXX	XXX	5	XXX	XXX
4. Totals											10	6

SCHEDULE P - PART 2L - OTHER (INCLUDING CREDIT, ACCIDENT AND HEALTH)

1. Prior.....	XXX	XXX	XXX	XXX	XXX	XXX	XXX		3	7	3	7
2. 2011.....	XXX	XXX	XXX	XXX	XXX	XXX	XXX	XXX	18	17	(1)	XXX
3. 2012.....	XXX	XXX	XXX	XXX	XXX	XXX	XXX	XXX	XXX	18	XXX	XXX
4. Totals											3	7

SCHEDULE P - PART 2M - INTERNATIONAL

1. Prior.....												
2. 2003.....												
3. 2004.....	XXX											
4. 2005.....	XXX	XXX										
5. 2006.....	XXX	XXX	XXX									
6. 2007.....	XXX	XXX	XXX	XXX								
7. 2008.....	XXX	XXX	XXX	XXX	XXX							
8. 2009.....	XXX	XXX	XXX	XXX	XXX	XXX						
9. 2010.....	XXX	XXX	XXX	XXX	XXX	XXX	XXX					
10. 2011.....	XXX	XXX	XXX	XXX	XXX	XXX	XXX	XXX				XXX
11. 2012.....	XXX	XXX	XXX	XXX	XXX	XXX	XXX	XXX	XXX		XXX	XXX
12. Totals												

NONE

Schedule P - Part 2N - Reinsurance - Nonproportional Assumed Property

N O N E

Schedule P - Part 2O - Reinsurance - Nonproportional Assumed Liability

N O N E

Schedule P - Part 2P - Reinsurance - Nonproportional Assumed Financial Lines

N O N E

ANNUAL STATEMENT FOR THE YEAR 2012 OF THE FARMERS INSURANCE OF COLUMBUS, INC.

SCHEDULE P - PART 2R - SECTION 1 - PRODUCTS LIABILITY - OCCURENCE

Years in Which Losses Were Incurred	INCURRED NET LOSSES AND DEFENSE AND COST CONTAINMENT EXPENSES REPORTED AT YEAR END (\$000 OMITTED)										DEVELOPMENT	
	1 2003	2 2004	3 2005	4 2006	5 2007	6 2008	7 2009	8 2010	9 2011	10 2012	11 One Year	12 Two Year
1. Prior	.37	.27	.35	.22	.31	.39	.37	.34	.32	.31	(1)	(3)
2. 2003	10	4	6	5	4	4	3	3	3	2	0	(1)
3. 2004	XXX	7	12	11	11	6	7	7	7	6	0	(1)
4. 2005	XXX	XXX	6	4	5	2	1	2	1	0	0	(2)
5. 2006	XXX	XXX	XXX	5	6	4	3	3	3	2	(1)	(1)
6. 2007	XXX	XXX	XXX	XXX	7	7	9	9	9	9	0	0
7. 2008	XXX	XXX	XXX	XXX	XXX	16	32	33	34	38	5	5
8. 2009	XXX	XXX	XXX	XXX	XXX	XXX	39	47	51	46	(5)	(1)
9. 2010	XXX	XXX	XXX	XXX	XXX	XXX	XXX	21	27	29	2	8
10. 2011	XXX	XXX	XXX	XXX	XXX	XXX	XXX	XXX	29	30	1	XXX
11. 2012	XXX	XXX	XXX	XXX	XXX	XXX	XXX	XXX	XXX	18	XXX	XXX
12. Totals											0	7

SCHEDULE P - PART 2R - SECTION 2 - PRODUCTS LIABILITY - CLAIMS-MADE

1. Prior												
2. 2003												
3. 2004	XXX											
4. 2005	XXX	XXX										
5. 2006	XXX	XXX	XXX									
6. 2007	XXX	XXX	XXX	XXX								
7. 2008	XXX	XXX	XXX	XXX	XXX							
8. 2009	XXX	XXX	XXX	XXX	XXX	XXX						
9. 2010	XXX	XXX	XXX	XXX	XXX	XXX	XXX					
10. 2011	XXX	XXX	XXX	XXX	XXX	XXX	XXX	XXX				XXX
11. 2012	XXX	XXX	XXX	XXX	XXX	XXX	XXX	XXX	XXX		XXX	XXX
12. Totals												

SCHEDULE P - PART 2S - FINANCIAL GUARANTY/MORTGAGE GUARANTY

1. Prior	XXX	XXX	XXX	XXX	XXX	XXX	XXX					
2. 2011	XXX	XXX	XXX	XXX	XXX	XXX	XXX	XXX				XXX
3. 2012	XXX	XXX	XXX	XXX	XXX	XXX	XXX	XXX	XXX		XXX	XXX
4. Totals												

SCHEDULE P - PART 2T - WARRANTY

1. Prior	XXX	XXX	XXX	XXX	XXX	XXX	XXX					
2. 2011	XXX	XXX	XXX	XXX	XXX	XXX	XXX	XXX				XXX
3. 2012	XXX	XXX	XXX	XXX	XXX	XXX	XXX	XXX	XXX		XXX	XXX
4. Totals												

ANNUAL STATEMENT FOR THE YEAR 2012 OF THE FARMERS INSURANCE OF COLUMBUS, INC.

SCHEDULE P - PART 3A - HOMEOWNERS/FARMOWNERS

Years in Which Losses Were Incurred	CUMULATIVE PAID NET LOSSES AND DEFENSE AND COST CONTAINMENT EXPENSES REPORTED AT YEAR END (\$000 OMITTED)										11 Number of Claims Closed With Loss Payment	12 Number of Claims Closed Without Loss Payment
	1	2	3	4	5	6	7	8	9	10		
	2003	2004	2005	2006	2007	2008	2009	2010	2011	2012		
1. Prior	.000	2,014	3,022	3,543	3,728	3,829	4,000	4,034	4,047	4,066	117	64
2. 2003	8,944	12,158	12,736	13,036	13,167	13,242	13,310	13,348	13,380	13,373	2,285	375
3. 2004	XXX	7,061	9,636	10,180	10,478	10,613	10,709	10,751	10,763	10,770	1,743	530
4. 2005	XXX	XXX	9,655	12,621	13,263	13,560	13,748	13,817	13,838	13,836	2,318	553
5. 2006	XXX	XXX	XXX	9,547	13,328	13,995	14,332	14,463	14,523	14,572	2,448	586
6. 2007	XXX	XXX	XXX	XXX	13,071	17,088	17,809	18,106	18,268	18,366	2,611	1,098
7. 2008	XXX	XXX	XXX	XXX	XXX	18,367	22,772	23,402	23,665	23,627	3,800	2,445
8. 2009	XXX	XXX	XXX	XXX	XXX	XXX	10,978	13,421	13,684	13,749	2,861	1,969
9. 2010	XXX	XXX	XXX	XXX	XXX	XXX	XXX	9,922	13,497	14,216	2,584	1,893
10. 2011	XXX	XXX	XXX	XXX	XXX	XXX	XXX	XXX	19,516	24,463	3,960	2,396
11. 2012	XXX	XXX	XXX	XXX	XXX	XXX	XXX	XXX	XXX	15,705	2,814	1,775

SCHEDULE P - PART 3B - PRIVATE PASSENGER AUTO LIABILITY/MEDICAL

1. Prior	.000	10,576	15,172	17,127	17,981	18,425	18,610	18,704	18,782	18,810	1,696	447
2. 2003	7,195	14,081	17,307	19,004	19,670	19,933	20,061	20,119	20,138	20,187	8,869	1,415
3. 2004	XXX	7,390	14,310	17,287	18,922	19,635	19,908	20,084	20,120	20,152	6,536	1,288
4. 2005	XXX	XXX	9,398	17,928	21,365	23,230	24,069	24,402	24,547	24,583	7,634	1,190
5. 2006	XXX	XXX	XXX	10,291	19,033	22,883	24,849	25,709	26,098	26,255	7,470	1,131
6. 2007	XXX	XXX	XXX	XXX	12,276	22,514	26,494	28,581	29,542	29,937	8,123	1,347
7. 2008	XXX	XXX	XXX	XXX	XXX	11,281	19,935	23,694	25,675	26,638	7,692	1,261
8. 2009	XXX	XXX	XXX	XXX	XXX	XXX	9,653	17,862	21,287	23,253	8,180	1,569
9. 2010	XXX	XXX	XXX	XXX	XXX	XXX	XXX	9,534	17,915	21,800	8,578	1,641
10. 2011	XXX	XXX	XXX	XXX	XXX	XXX	XXX	XXX	14,131	25,721	8,577	1,604
11. 2012	XXX	XXX	XXX	XXX	XXX	XXX	XXX	XXX	XXX	13,273	6,425	1,293

SCHEDULE P - PART 3C - COMMERCIAL AUTO/TRUCK LIABILITY/MEDICAL

1. Prior	.000	677	1,088	1,263	1,339	1,370	1,404	1,414	1,424	1,437	45	18
2. 2003	180	376	587	699	768	806	819	828	829	838	142	23
3. 2004	XXX	174	346	503	605	674	715	729	755	757	106	24
4. 2005	XXX	XXX	178	416	614	727	778	806	819	827	131	24
5. 2006	XXX	XXX	XXX	215	427	581	702	778	822	837	135	24
6. 2007	XXX	XXX	XXX	XXX	248	510	712	890	953	1,000	146	22
7. 2008	XXX	XXX	XXX	XXX	XXX	298	629	832	1,023	1,131	161	26
8. 2009	XXX	XXX	XXX	XXX	XXX	XXX	243	537	754	939	165	29
9. 2010	XXX	XXX	XXX	XXX	XXX	XXX	XXX	272	599	812	185	32
10. 2011	XXX	XXX	XXX	XXX	XXX	XXX	XXX	XXX	340	810	168	29
11. 2012	XXX	XXX	XXX	XXX	XXX	XXX	XXX	XXX	XXX	346	128	20

**SCHEDULE P - PART 3D - WORKERS' COMPENSATION
(EXCLUDING EXCESS WORKERS' COMPENSATION)**

1. Prior	.000	1,348	2,183	2,649	3,008	3,339	3,531	3,699	3,848	3,978	172	38
2. 2003	338	903	1,203	1,370	1,461	1,553	1,612	1,655	1,682	1,670	264	65
3. 2004	XXX	332	840	1,086	1,231	1,337	1,409	1,461	1,509	1,502	100	66
4. 2005	XXX	XXX	311	741	971	1,153	1,242	1,304	1,352	1,340	176	63
5. 2006	XXX	XXX	XXX	262	649	924	1,094	1,197	1,265	1,325	151	64
6. 2007	XXX	XXX	XXX	XXX	312	818	1,107	1,306	1,438	1,534	160	56
7. 2008	XXX	XXX	XXX	XXX	XXX	412	951	1,299	1,550	1,707	184	68
8. 2009	XXX	XXX	XXX	XXX	XXX	XXX	308	819	1,135	1,377	168	57
9. 2010	XXX	XXX	XXX	XXX	XXX	XXX	XXX	344	856	1,193	178	50
10. 2011	XXX	XXX	XXX	XXX	XXX	XXX	XXX	XXX	515	1,255	157	46
11. 2012	XXX	XXX	XXX	XXX	XXX	XXX	XXX	XXX	XXX	412	96	31

SCHEDULE P - PART 3E - COMMERCIAL MULTIPLE PERIL

1. Prior	.000	1,525	2,493	3,014	3,333	3,564	3,762	3,852	3,931	3,966	80	82
2. 2003	1,653	2,650	3,154	3,452	3,600	3,688	3,762	3,801	3,821	3,812	320	158
3. 2004	XXX	1,676	2,525	2,935	3,199	3,346	3,465	3,535	3,594	3,575	199	160
4. 2005	XXX	XXX	1,666	2,617	2,996	3,267	3,466	3,576	3,635	3,612	264	179
5. 2006	XXX	XXX	XXX	2,107	3,389	3,851	4,194	4,418	4,586	4,638	331	159
6. 2007	XXX	XXX	XXX	XXX	2,688	3,963	4,363	4,688	4,898	5,004	352	191
7. 2008	XXX	XXX	XXX	XXX	XXX	3,876	5,633	6,164	6,610	6,850	663	380
8. 2009	XXX	XXX	XXX	XXX	XXX	XXX	2,938	3,945	4,333	4,624	524	309
9. 2010	XXX	XXX	XXX	XXX	XXX	XXX	XXX	2,989	4,853	5,489	516	302
10. 2011	XXX	XXX	XXX	XXX	XXX	XXX	XXX	XXX	5,233	7,327	518	268
11. 2012	XXX	XXX	XXX	XXX	XXX	XXX	XXX	XXX	XXX	4,856	390	182

SCHEDULE P - PART 3F - SECTION 1 - MEDICAL PROFESSIONAL LIABILITY - OCCURRENCE

Years in Which Losses Were Incurred	CUMULATIVE PAID NET LOSSES AND DEFENSE AND COST CONTAINMENT EXPENSES REPORTED AT YEAR END (\$000 OMITTED)										11 Number of Claims Closed With Loss Payment	12 Number of Claims Closed Without Loss Payment
	1	2	3	4	5	6	7	8	9	10		
	2003	2004	2005	2006	2007	2008	2009	2010	2011	2012		
1. Prior	.000	389	756	1,179	1,371	1,497	1,567	1,606	1,624	1,639	5	8
2. 2003	17	95	305	567	724	830	860	881	895	897	1	9
3. 2004	XXX	4	28	66	86	106	119	126	133	148		
4. 2005	XXX	XXX	92	38	43	22	10	32	26	24		
5. 2006	XXX	XXX	XXX	(1)	(1)	(1)	(1)	(1)	(1)	(1)		
6. 2007	XXX	XXX	XXX	XXX	1	1	1	1	6	6		
7. 2008	XXX	XXX	XXX	XXX	XXX							
8. 2009	XXX	XXX	XXX	XXX	XXX	XXX						
9. 2010	XXX	XXX	XXX	XXX	XXX	XXX	XXX					
10. 2011	XXX	XXX	XXX	XXX	XXX	XXX	XXX	XXX				
11. 2012	XXX	XXX	XXX	XXX	XXX	XXX	XXX	XXX	XXX			

SCHEDULE P - PART 3F - SECTION 2 - MEDICAL PROFESSIONAL LIABILITY - CLAIMS-MADE

1. Prior	.000	803	1,243	1,583	1,786	1,836	1,900	1,937	1,961	1,963	11	12
2. 2003	34	194	331	426	500	521	536	537	541	561	7	8
3. 2004	XXX	7	55	94	136	149	153	153	153	149	(1)	4
4. 2005	XXX	XXX				0	0	0	0	0		
5. 2006	XXX	XXX	XXX									
6. 2007	XXX	XXX	XXX	XXX								
7. 2008	XXX	XXX	XXX	XXX	XXX							
8. 2009	XXX	XXX	XXX	XXX	XXX	XXX						
9. 2010	XXX	XXX	XXX	XXX	XXX	XXX	XXX					
10. 2011	XXX	XXX	XXX	XXX	XXX	XXX	XXX	XXX				
11. 2012	XXX	XXX	XXX	XXX	XXX	XXX	XXX	XXX	XXX			

SCHEDULE P - PART 3G - SPECIAL LIABILITY (OCEAN MARINE, AIRCRAFT (ALL PERILS), BOILER AND MACHINERY)

1. Prior	.000	30	43	44	45	53	53	53	53	53	XXX	XXX
2. 2003	112	168	179	183	191	190	191	191	192	192	XXX	XXX
3. 2004	XXX	189	246	248	259	257	260	261	261	261	XXX	XXX
4. 2005	XXX	XXX	132	196	202	211	215	215	215	215	XXX	XXX
5. 2006	XXX	XXX	XXX	138	204	211	213	215	221	221	XXX	XXX
6. 2007	XXX	XXX	XXX	XXX	160	224	234	241	240	240	XXX	XXX
7. 2008	XXX	XXX	XXX	XXX	XXX	229	265	287	303	310	XXX	XXX
8. 2009	XXX	XXX	XXX	XXX	XXX	XXX	81	94	99	101	XXX	XXX
9. 2010	XXX	XXX	XXX	XXX	XXX	XXX	XXX	18	19	18	XXX	XXX
10. 2011	XXX	XXX	XXX	XXX	XXX	XXX	XXX	XXX	172	188	XXX	XXX
11. 2012	XXX	XXX	XXX	XXX	XXX	XXX	XXX	XXX	XXX	199	XXX	XXX

SCHEDULE P - PART 3H - SECTION 1 - OTHER LIABILITY - OCCURRENCE

1. Prior	.000	408	688	787	829	841	862	864	860	860	9	8
2. 2003	37	223	366	428	475	485	487	495	500	540	5	7
3. 2004	XXX	24	177	346	410	434	448	452	459	468	2	8
4. 2005	XXX	XXX	21	225	416	502	524	557	563	584	5	8
5. 2006	XXX	XXX	XXX	38	189	282	357	397	405	419	5	8
6. 2007	XXX	XXX	XXX	XXX	(35)	217	414	567	620	633	3	6
7. 2008	XXX	XXX	XXX	XXX	XXX	19	138	370	483	519	7	8
8. 2009	XXX	XXX	XXX	XXX	XXX	XXX	37	184	284	357	9	9
9. 2010	XXX	XXX	XXX	XXX	XXX	XXX	XXX	48	155	286	11	10
10. 2011	XXX	XXX	XXX	XXX	XXX	XXX	XXX	XXX	80	300	18	19
11. 2012	XXX	XXX	XXX	XXX	XXX	XXX	XXX	XXX	XXX	53	9	10

SCHEDULE P - PART 3H - SECTION 2 - OTHER LIABILITY - CLAIMS-MADE

1. Prior	.000											
2. 2003												
3. 2004	XXX											
4. 2005	XXX	XXX										
5. 2006	XXX	XXX	XXX									
6. 2007	XXX	XXX	XXX	XXX								
7. 2008	XXX	XXX	XXX	XXX	XXX							
8. 2009	XXX	XXX	XXX	XXX	XXX	XXX						
9. 2010	XXX	XXX	XXX	XXX	XXX	XXX	XXX					
10. 2011	XXX	XXX	XXX	XXX	XXX	XXX	XXX	XXX				
11. 2012	XXX	XXX	XXX	XXX	XXX	XXX	XXX	XXX	XXX			

NONE

ANNUAL STATEMENT FOR THE YEAR 2012 OF THE FARMERS INSURANCE OF COLUMBUS, INC.
**SCHEDULE P - PART 3I - SPECIAL PROPERTY (FIRE, ALLIED LINES, INLAND MARINE,
 EARTHQUAKE, BURGLARY, AND THEFT)**

Years in Which Losses Were Incurred	CUMULATIVE PAID NET LOSSES AND DEFENSE AND COST CONTAINMENT EXPENSES REPORTED AT YEAR END (\$000 OMITTED)										11 Number of Claims Closed With Loss Payment	12 Number of Claims Closed Without Loss Payment
	1	2	3	4	5	6	7	8	9	10		
	2003	2004	2005	2006	2007	2008	2009	2010	2011	2012		
1. Prior.....	XXX	XXX	XXX	XXX	XXX	XXX	XXX	.000	.395	.755	XXX	XXX
2. 2011.....	XXX	XXX	XXX	XXX	XXX	XXX	XXX	XXX	1,889	2,287	XXX	XXX
3. 2012.....	XXX	XXX	XXX	XXX	XXX	XXX	XXX	XXX	XXX	1,780	XXX	XXX

SCHEDULE P - PART 3J - AUTO PHYSICAL DAMAGE

1. Prior.....	XXX	XXX	XXX	XXX	XXX	XXX	XXX	.000	1,244	1,244	2,017	192
2. 2011.....	XXX	XXX	XXX	XXX	XXX	XXX	XXX	XXX	13,949	15,396	17,650	808
3. 2012.....	XXX	XXX	XXX	XXX	XXX	XXX	XXX	XXX	XXX	13,320	16,667	590

SCHEDULE P - PART 3K - FIDELITY/SURETY

1. Prior.....	XXX	XXX	XXX	XXX	XXX	XXX	XXX	.000	1	1	XXX	XXX
2. 2011.....	XXX	XXX	XXX	XXX	XXX	XXX	XXX	XXX	1	3	XXX	XXX
3. 2012.....	XXX	XXX	XXX	XXX	XXX	XXX	XXX	XXX	XXX	1	XXX	XXX

SCHEDULE P - PART 3L - OTHER (INCLUDING CREDIT, ACCIDENT AND HEALTH)

1. Prior.....	XXX	XXX	XXX	XXX	XXX	XXX	XXX	.000	3	3	XXX	XXX
2. 2011.....	XXX	XXX	XXX	XXX	XXX	XXX	XXX	XXX	14	18	XXX	XXX
3. 2012.....	XXX	XXX	XXX	XXX	XXX	XXX	XXX	XXX	XXX	14	XXX	XXX

SCHEDULE P - PART 3M - INTERNATIONAL

1. Prior.....	.000										XXX	XXX
2. 2003.....											XXX	XXX
3. 2004.....	XXX										XXX	XXX
4. 2005.....	XXX	XXX									XXX	XXX
5. 2006.....	XXX	XXX	XXX								XXX	XXX
6. 2007.....	XXX	XXX	XXX	XXX							XXX	XXX
7. 2008.....	XXX	XXX	XXX	XXX	XXX						XXX	XXX
8. 2009.....	XXX	XXX	XXX	XXX	XXX	XXX					XXX	XXX
9. 2010.....	XXX	XXX	XXX	XXX	XXX	XXX	XXX				XXX	XXX
10. 2011.....	XXX	XXX	XXX	XXX	XXX	XXX	XXX	XXX			XXX	XXX
11. 2012.....	XXX	XXX	XXX	XXX	XXX	XXX	XXX	XXX	XXX		XXX	XXX

NONE

Schedule P - Part 3N - Reinsurance - Nonproportional Assumed Property

N O N E

Schedule P - Part 3O - Reinsurance - Nonproportional Assumed Liability

N O N E

Schedule P - Part 3P - Reinsurance - Nonproportional Assumed Financial Lines

N O N E

ANNUAL STATEMENT FOR THE YEAR 2012 OF THE FARMERS INSURANCE OF COLUMBUS, INC.

SCHEDULE P - PART 3R - SECTION 1 - PRODUCTS LIABILITY - OCCURENCE

Years in Which Losses Were Incurred	CUMULATIVE PAID NET LOSSES AND DEFENSE AND COST CONTAINMENT EXPENSES REPORTED AT YEAR END (\$000 OMITTED)										11 Number of Claims Closed With Loss Payment	12 Number of Claims Closed Without Loss Payment
	1	2	3	4	5	6	7	8	9	10		
	2003	2004	2005	2006	2007	2008	2009	2010	2011	2012		
1. Prior	.000	5	18	18	22	24	26	27	28	28		2
2. 2003		1	1	2	2	2	2	2	2	2		
3. 2004	XXX	1	1	6	6	5	5	6	6	6		
4. 2005	XXX	XXX				0	0	0	0	0		
5. 2006	XXX	XXX	XXX			1	1	1	1	1		
6. 2007	XXX	XXX	XXX	XXX		0	3	4	4	5		
7. 2008	XXX	XXX	XXX	XXX	XXX	4	15	20	27	35	2	2
8. 2009	XXX	XXX	XXX	XXX	XXX	XXX	9	31	38	43	3	2
9. 2010	XXX	XXX	XXX	XXX	XXX	XXX	XXX	12	18	27	2	2
10. 2011	XXX	XXX	XXX	XXX	XXX	XXX	XXX	XXX	10	27	3	2
11. 2012	XXX	XXX	XXX	XXX	XXX	XXX	XXX	XXX	XXX	12	2	1

SCHEDULE P - PART 3R - SECTION 2 - PRODUCTS LIABILITY - CLAIMS-MADE

1. Prior	.000												
2. 2003													
3. 2004	XXX												
4. 2005	XXX	XXX											
5. 2006	XXX	XXX	XXX										
6. 2007	XXX	XXX	XXX	XXX									
7. 2008	XXX	XXX	XXX	XXX	XXX								
8. 2009	XXX	XXX	XXX	XXX	XXX	XXX							
9. 2010	XXX	XXX	XXX	XXX	XXX	XXX	XXX						
10. 2011	XXX	XXX	XXX	XXX	XXX	XXX	XXX	XXX					
11. 2012	XXX	XXX	XXX	XXX	XXX	XXX	XXX	XXX	XXX				

NONE

SCHEDULE P - PART 3S - FINANCIAL GUARANTY/MORTGAGE GUARANTY

1. Prior	XXX	XXX	XXX	XXX	XXX	XXX	XXX	XXX	XXX	XXX	XXX	XXX	XXX
2. 2011	XXX	XXX	XXX	XXX	XXX	XXX	XXX	XXX	XXX	XXX	XXX	XXX	XXX
3. 2012	XXX	XXX	XXX	XXX	XXX	XXX	XXX	XXX	XXX	XXX	XXX	XXX	XXX

NONE

SCHEDULE P - PART 3T - WARRANTY

1. Prior	XXX	XXX	XXX	XXX	XXX	XXX	XXX	XXX	XXX	XXX	XXX	XXX	XXX
2. 2011	XXX	XXX	XXX	XXX	XXX	XXX	XXX	XXX	XXX	XXX	XXX	XXX	XXX
3. 2012	XXX	XXX	XXX	XXX	XXX	XXX	XXX	XXX	XXX	XXX	XXX	XXX	XXX

NONE

ANNUAL STATEMENT FOR THE YEAR 2012 OF THE FARMERS INSURANCE OF COLUMBUS, INC.

SCHEDULE P - PART 4A - HOMEOWNERS/FARMOWNERS

Years in Which Losses Were Incurred	BULK AND IBNR RESERVES ON NET LOSSES AND DEFENSE AND COST CONTAINMENT EXPENSES REPORTED AT YEAR END (\$000 OMITTED)									
	1	2	3	4	5	6	7	8	9	10
	2003	2004	2005	2006	2007	2008	2009	2010	2011	2012
1. Prior.....	1,976	2,050	1,166	680	297	123	71	38	32	14
2. 2003.....	5,014	1,104	470	281	154	67	25	25	19	8
3. 2004.....	XXX	3,214	783	431	189	89	29	14	10	10
4. 2005.....	XXX	XXX	3,089	824	353	153	65	46	22	12
5. 2006.....	XXX	XXX	XXX	3,570	745	320	134	103	53	21
6. 2007.....	XXX	XXX	XXX	XXX	3,903	713	368	212	108	35
7. 2008.....	XXX	XXX	XXX	XXX	XXX	4,150	894	534	240	76
8. 2009.....	XXX	XXX	XXX	XXX	XXX	XXX	3,080	614	357	219
9. 2010.....	XXX	XXX	XXX	XXX	XXX	XXX	XXX	2,943	575	222
10. 2011.....	XXX	XXX	XXX	XXX	XXX	XXX	XXX	XXX	3,726	742
11. 2012.....	XXX	XXX	XXX	XXX	XXX	XXX	XXX	XXX	XXX	3,359

SCHEDULE P - PART 4B - PRIVATE PASSENGER AUTO LIABILITY/MEDICAL

1. Prior.....	4,436	2,130	831	298	165	110	91	(31)	(59)	(40)
2. 2003.....	8,361	3,008	1,423	656	266	247	147	41	28	23
3. 2004.....	XXX	8,588	3,187	1,572	695	449	230	67	37	24
4. 2005.....	XXX	XXX	11,103	4,143	2,151	941	506	157	53	34
5. 2006.....	XXX	XXX	XXX	12,108	4,755	2,333	1,165	383	137	61
6. 2007.....	XXX	XXX	XXX	XXX	13,237	4,640	2,321	805	343	134
7. 2008.....	XXX	XXX	XXX	XXX	XXX	11,882	4,616	1,838	702	245
8. 2009.....	XXX	XXX	XXX	XXX	XXX	XXX	9,115	3,100	1,274	484
9. 2010.....	XXX	XXX	XXX	XXX	XXX	XXX	XXX	10,687	3,833	1,957
10. 2011.....	XXX	XXX	XXX	XXX	XXX	XXX	XXX	XXX	12,895	4,367
11. 2012.....	XXX	XXX	XXX	XXX	XXX	XXX	XXX	XXX	XXX	12,079

SCHEDULE P - PART 4C - COMMERCIAL AUTO/TRUCK LIABILITY/MEDICAL

1. Prior.....	364	94	81	72	35	92	94	12	20	10
2. 2003.....	546	287	102	51	21	2	4	3	6	2
3. 2004.....	XXX	595	363	123	56	16	8	6	8	4
4. 2005.....	XXX	XXX	604	329	207	78	33	16	17	6
5. 2006.....	XXX	XXX	XXX	661	433	120	56	21	23	7
6. 2007.....	XXX	XXX	XXX	XXX	696	325	116	65	40	13
7. 2008.....	XXX	XXX	XXX	XXX	XXX	649	437	172	102	52
8. 2009.....	XXX	XXX	XXX	XXX	XXX	XXX	516	348	192	107
9. 2010.....	XXX	XXX	XXX	XXX	XXX	XXX	XXX	612	344	174
10. 2011.....	XXX	XXX	XXX	XXX	XXX	XXX	XXX	XXX	804	458
11. 2012.....	XXX	XXX	XXX	XXX	XXX	XXX	XXX	XXX	XXX	787

**SCHEDULE P - PART 4D - WORKERS' COMPENSATION
(EXCLUDING EXCESS WORKERS' COMPENSATION)**

1. Prior.....	2,354	1,749	1,524	1,447	1,190	1,659	1,590	1,234	1,078	978
2. 2003.....	1,237	637	425	342	304	287	264	209	203	210
3. 2004.....	XXX	1,542	961	787	542	342	282	225	208	222
4. 2005.....	XXX	XXX	1,543	1,203	880	354	307	240	214	223
5. 2006.....	XXX	XXX	XXX	1,503	930	472	355	288	240	230
6. 2007.....	XXX	XXX	XXX	XXX	1,057	650	508	405	304	274
7. 2008.....	XXX	XXX	XXX	XXX	XXX	1,255	837	672	551	466
8. 2009.....	XXX	XXX	XXX	XXX	XXX	XXX	1,041	866	695	561
9. 2010.....	XXX	XXX	XXX	XXX	XXX	XXX	XXX	1,321	894	655
10. 2011.....	XXX	XXX	XXX	XXX	XXX	XXX	XXX	XXX	1,867	1,296
11. 2012.....	XXX	XXX	XXX	XXX	XXX	XXX	XXX	XXX	XXX	1,654

SCHEDULE P - PART 4E - COMMERCIAL MULTIPLE PERIL

1. Prior.....	2,105	1,620	1,497	1,759	1,479	1,367	1,062	787	558	359
2. 2003.....	2,177	970	532	320	232	190	210	168	123	84
3. 2004.....	XXX	2,091	1,225	541	443	270	190	186	158	138
4. 2005.....	XXX	XXX	2,191	1,232	877	369	279	295	223	222
5. 2006.....	XXX	XXX	XXX	2,217	1,211	600	447	379	350	257
6. 2007.....	XXX	XXX	XXX	XXX	2,376	1,179	735	610	486	322
7. 2008.....	XXX	XXX	XXX	XXX	XXX	2,987	1,835	1,183	781	501
8. 2009.....	XXX	XXX	XXX	XXX	XXX	XXX	2,624	1,425	930	638
9. 2010.....	XXX	XXX	XXX	XXX	XXX	XXX	XXX	2,341	1,325	773
10. 2011.....	XXX	XXX	XXX	XXX	XXX	XXX	XXX	XXX	3,031	1,742
11. 2012.....	XXX	XXX	XXX	XXX	XXX	XXX	XXX	XXX	XXX	2,985

SCHEDULE P - PART 4F - SECTION 1 - MEDICAL PROFESSIONAL LIABILITY - OCCURRENCE

Years in Which Losses Were Incurred	BULK AND IBNR RESERVES ON NET LOSSES AND DEFENSE AND COST CONTAINMENT EXPENSES REPORTED AT YEAR END (\$000 OMITTED)									
	1	2	3	4	5	6	7	8	9	10
	2003	2004	2005	2006	2007	2008	2009	2010	2011	2012
1. Prior	523	386	215	148	122	132	90	31	17	10
2. 2003	481	290	75	31	15	13	23	8	6	5
3. 2004	XXX	91	90	86	38	29	20	14	4	1
4. 2005	XXX	XXX	(87)	(32)	(36)	(14)	(1)	(1)	7	2
5. 2006	XXX	XXX	XXX							
6. 2007	XXX	XXX	XXX	XXX						
7. 2008	XXX	XXX	XXX	XXX	XXX					
8. 2009	XXX	XXX	XXX	XXX	XXX	XXX				
9. 2010	XXX	XXX	XXX	XXX	XXX	XXX	XXX			
10. 2011	XXX	XXX	XXX	XXX	XXX	XXX	XXX	XXX		
11. 2012	XXX	XXX	XXX	XXX	XXX	XXX	XXX	XXX	XXX	

SCHEDULE P - PART 4F - SECTION 2 - MEDICAL PROFESSIONAL LIABILITY - CLAIMS-MADE

1. Prior	412	234	48	127	137	83	35	45	101	97
2. 2003	473	257	120	43	65	56	11	54	21	16
3. 2004	XXX	146	76	51	47	42	15	43	32	27
4. 2005	XXX	XXX	1	1	1	1	1	1	1	1
5. 2006	XXX	XXX	XXX							
6. 2007	XXX	XXX	XXX	XXX						
7. 2008	XXX	XXX	XXX	XXX	XXX					
8. 2009	XXX	XXX	XXX	XXX	XXX	XXX				
9. 2010	XXX	XXX	XXX	XXX	XXX	XXX	XXX			
10. 2011	XXX	XXX	XXX	XXX	XXX	XXX	XXX	XXX		
11. 2012	XXX	XXX	XXX	XXX	XXX	XXX	XXX	XXX	XXX	

SCHEDULE P - PART 4G - SPECIAL LIABILITY (OCEAN MARINE, AIRCRAFT (ALL PERILS), BOILER AND MACHINERY)

1. Prior	91	82	79	68	72	69	69	69	69	69
2. 2003	35	15	8	14	2	2	1	0	0	
3. 2004	XXX	46	(1)	(7)	7	5	2	0	0	0
4. 2005	XXX	XXX	60	18	12	6	3	1	0	0
5. 2006	XXX	XXX	XXX	56	19	12	8	2	1	0
6. 2007	XXX	XXX	XXX	XXX	68	24	11	3	0	(1)
7. 2008	XXX	XXX	XXX	XXX	XXX	69	18	5	4	(4)
8. 2009	XXX	XXX	XXX	XXX	XXX	XXX	39	15	14	11
9. 2010	XXX	XXX	XXX	XXX	XXX	XXX	XXX	4	1	1
10. 2011	XXX	XXX	XXX	XXX	XXX	XXX	XXX	XXX	7	2
11. 2012	XXX	XXX	XXX	XXX	XXX	XXX	XXX	XXX	XXX	14

SCHEDULE P - PART 4H - SECTION 1 - OTHER LIABILITY - OCCURRENCE

1. Prior	447	240	119	173	491	378	347	22	2	(35)
2. 2003	456	363	329	276	274	170	76	63	56	6
3. 2004	XXX	569	397	283	203	65	63	60	43	10
4. 2005	XXX	XXX	672	416	322	188	87	88	46	10
5. 2006	XXX	XXX	XXX	865	589	193	118	74	49	25
6. 2007	XXX	XXX	XXX	XXX	840	415	292	86	88	48
7. 2008	XXX	XXX	XXX	XXX	XXX	721	431	143	65	40
8. 2009	XXX	XXX	XXX	XXX	XXX	XXX	465	269	108	53
9. 2010	XXX	XXX	XXX	XXX	XXX	XXX	XXX	540	235	70
10. 2011	XXX	XXX	XXX	XXX	XXX	XXX	XXX	XXX	660	317
11. 2012	XXX	XXX	XXX	XXX	XXX	XXX	XXX	XXX	XXX	527

SCHEDULE P - PART 4H - SECTION 2 - OTHER LIABILITY - CLAIMS-MADE

1. Prior										
2. 2003										
3. 2004	XXX									
4. 2005	XXX	XXX								
5. 2006	XXX	XXX	XXX							
6. 2007	XXX	XXX	XXX	XXX						
7. 2008	XXX	XXX	XXX	XXX	XXX					
8. 2009	XXX	XXX	XXX	XXX	XXX	XXX				
9. 2010	XXX	XXX	XXX	XXX	XXX	XXX	XXX			
10. 2011	XXX	XXX	XXX	XXX	XXX	XXX	XXX	XXX		
11. 2012	XXX	XXX	XXX	XXX	XXX	XXX	XXX	XXX	XXX	

NONE

ANNUAL STATEMENT FOR THE YEAR 2012 OF THE FARMERS INSURANCE OF COLUMBUS, INC.
SCHEDULE P - PART 4I - SPECIAL PROPERTY (FIRE, ALLIED LINES, INLAND MARINE, EARTHQUAKE, BURGLARY, AND THEFT)

Years in Which Losses Were Incurred	BULK AND IBNR RESERVES ON NET LOSSES AND DEFENSE AND COST CONTAINMENT EXPENSES REPORTED AT YEAR END (\$000 OMITTED)									
	1	2	3	4	5	6	7	8	9	10
	2003	2004	2005	2006	2007	2008	2009	2010	2011	2012
1. Prior	XXX	XXX	XXX	XXX	XXX	XXX	XXX	320	169	130
2. 2011	XXX	XXX	XXX	XXX	XXX	XXX	XXX	XXX	247	48
3. 2012	XXX	XXX	XXX	XXX	XXX	XXX	XXX	XXX	XXX	220

SCHEDULE P - PART 4J - AUTO PHYSICAL DAMAGE

1. Prior	XXX	XXX	XXX	XXX	XXX	XXX	XXX	1,068	(13)	12
2. 2011	XXX	XXX	XXX	XXX	XXX	XXX	XXX	XXX	1,523	(33)
3. 2012	XXX	XXX	XXX	XXX	XXX	XXX	XXX	XXX	XXX	1,309

SCHEDULE P - PART 4K - FIDELITY/SURETY

1. Prior	XXX	XXX	XXX	XXX	XXX	XXX	XXX	1	1	6
2. 2011	XXX	XXX	XXX	XXX	XXX	XXX	XXX	XXX	1	3
3. 2012	XXX	XXX	XXX	XXX	XXX	XXX	XXX	XXX	XXX	4

SCHEDULE P - PART 4L - OTHER (INCLUDING CREDIT, ACCIDENT AND HEALTH)

1. Prior	XXX	XXX	XXX	XXX	XXX	XXX	XXX		0	2
2. 2011	XXX	XXX	XXX	XXX	XXX	XXX	XXX	XXX	3	0
3. 2012	XXX	XXX	XXX	XXX	XXX	XXX	XXX	XXX	XXX	3

SCHEDULE P - PART 4M - INTERNATIONAL

1. Prior										
2. 2003										
3. 2004	XXX									
4. 2005	XXX	XXX								
5. 2006	XXX	XXX	XXX							
6. 2007	XXX	XXX	XXX	XXX						
7. 2008	XXX	XXX	XXX	XXX	XXX					
8. 2009	XXX	XXX	XXX	XXX	XXX	XXX				
9. 2010	XXX	XXX	XXX	XXX	XXX	XXX	XXX			
10. 2011	XXX	XXX	XXX	XXX	XXX	XXX	XXX	XXX		
11. 2012	XXX	XXX	XXX	XXX	XXX	XXX	XXX	XXX	XXX	

NONE

Schedule P - Part 4N - Reinsurance - Nonproportional Assumed Property

N O N E

Schedule P - Part 4O - Reinsurance - Nonproportional Assumed Liability

N O N E

Schedule P - Part 4P - Reinsurance - Nonproportional Assumed Financial Lines

N O N E

ANNUAL STATEMENT FOR THE YEAR 2012 OF THE FARMERS INSURANCE OF COLUMBUS, INC.

SCHEDULE P - PART 4R - SECTION 1 - PRODUCTS LIABILITY - OCCURENCE

Years in Which Losses Were Incurred	BULK AND IBNR RESERVES ON NET LOSSES AND DEFENSE AND COST CONTAINMENT EXPENSES REPORTED AT YEAR END (\$000 OMITTED)									
	1	2	3	4	5	6	7	8	9	10
	2003	2004	2005	2006	2007	2008	2009	2010	2011	2012
1. Prior	24	12	11		7	13	10	6	4	3
2. 2003	10	3	4	3	2	2	1	1	1	0
3. 2004	XXX	6	6	5	5	1	1	1	0	0
4. 2005	XXX	XXX	6	4	5	2	1	2	1	1
5. 2006	XXX	XXX	XXX	5	5	2	2	1	1	0
6. 2007	XXX	XXX	XXX	XXX	6	3	3	3	2	1
7. 2008	XXX	XXX	XXX	XXX	XXX	3	3	3	2	1
8. 2009	XXX	XXX	XXX	XXX	XXX	XXX	3	3	3	0
9. 2010	XXX	XXX	XXX	XXX	XXX	XXX	XXX	3	3	0
10. 2011	XXX	XXX	XXX	XXX	XXX	XXX	XXX	XXX	7	0
11. 2012	XXX	XXX	XXX	XXX	XXX	XXX	XXX	XXX	XXX	(1)

SCHEDULE P - PART 4R - SECTION 2 - PRODUCTS LIABILITY - CLAIMS-MADE

1. Prior										
2. 2003										
3. 2004	XXX									
4. 2005	XXX	XXX								
5. 2006	XXX	XXX	XXX							
6. 2007	XXX	XXX	XXX	XXX						
7. 2008	XXX	XXX	XXX	XXX	XXX					
8. 2009	XXX	XXX	XXX	XXX	XXX	XXX				
9. 2010	XXX	XXX	XXX	XXX	XXX	XXX	XXX			
10. 2011	XXX	XXX	XXX	XXX	XXX	XXX	XXX	XXX		
11. 2012	XXX	XXX	XXX	XXX	XXX	XXX	XXX	XXX	XXX	

NONE

SCHEDULE P - PART 4S - FINANCIAL GUARANTY/MORTGAGE GUARANTY

1. Prior	XXX	XXX	XXX	XXX	XXX	XXX	XXX			
2. 2011	XXX	XXX	XXX	XXX	XXX	XXX	XXX	XXX		
3. 2012	XXX	XXX	XXX	XXX	XXX	XXX	XXX	XXX	XXX	

NONE

SCHEDULE P - PART 4T - WARRANTY

1. Prior	XXX	XXX	XXX	XXX	XXX	XXX	XXX			
2. 2011	XXX	XXX	XXX	XXX	XXX	XXX	XXX	XXX		
3. 2012	XXX	XXX	XXX	XXX	XXX	XXX	XXX	XXX	XXX	

NONE

ANNUAL STATEMENT FOR THE YEAR 2012 OF THE FARMERS INSURANCE OF COLUMBUS, INC.

SCHEDULE P - PART 5A - HOMEOWNERS/FARMOWNERS

SECTION 1

Years in Which Premiums Were Earned and Losses Were Incurred	CUMULATIVE NUMBER OF CLAIMS CLOSED WITH LOSS PAYMENT DIRECT AND ASSUMED AT YEAR END									
	1	2	3	4	5	6	7	8	9	10
	2003	2004	2005	2006	2007	2008	2009	2010	2011	2012
1. Prior	590	49	64	6	4	5	5	3	5	5
2. 2003	1,820	2,150	2,272	2,279	2,282	2,283	2,285	2,285	2,285	2,285
3. 2004	XXX	1,553	1,709	1,728	1,737	1,741	1,742	1,743	1,743	1,743
4. 2005	XXX	XXX	1,891	2,278	2,303	2,312	2,316	2,318	2,318	2,318
5. 2006	XXX	XXX	XXX	2,003	2,410	2,435	2,444	2,447	2,447	2,448
6. 2007	XXX	XXX	XXX	XXX	2,173	2,576	2,603	2,609	2,610	2,611
7. 2008	XXX	XXX	XXX	XXX	XXX	3,387	3,789	3,803	3,799	3,800
8. 2009	XXX	XXX	XXX	XXX	XXX	XXX	2,499	2,853	2,860	2,861
9. 2010	XXX	XXX	XXX	XXX	XXX	XXX	XXX	2,226	2,563	2,584
10. 2011	XXX	XXX	XXX	XXX	XXX	XXX	XXX	XXX	3,546	3,960
11. 2012	XXX	XXX	XXX	XXX	XXX	XXX	XXX	XXX	XXX	2,814

SECTION 2

Years in Which Premiums Were Earned and Losses Were Incurred	NUMBER OF CLAIMS OUTSTANDING DIRECT AND ASSUMED AT YEAR END									
	1	2	3	4	5	6	7	8	9	10
	2003	2004	2005	2006	2007	2008	2009	2010	2011	2012
1. Prior	114	58	40	32	28	23	16	13	8	2
2. 2003	131	31	13	7	4	2	1	1	1	1
3. 2004	XXX	128	24	12	6	3	1	1	1	1
4. 2005	XXX	XXX	108	28	14	7	3	1	1	1
5. 2006	XXX	XXX	XXX	101	28	13	5	3	2	1
6. 2007	XXX	XXX	XXX	XXX	140	34	11	6	3	2
7. 2008	XXX	XXX	XXX	XXX	XXX	137	30	11	6	3
8. 2009	XXX	XXX	XXX	XXX	XXX	XXX	168	28	19	11
9. 2010	XXX	XXX	XXX	XXX	XXX	XXX	XXX	149	23	12
10. 2011	XXX	XXX	XXX	XXX	XXX	XXX	XXX	XXX	222	30
11. 2012	XXX	XXX	XXX	XXX	XXX	XXX	XXX	XXX	XXX	197

SECTION 3

Years in Which Premiums Were Earned and Losses Were Incurred	CUMULATIVE NUMBER OF CLAIMS REPORTED DIRECT AND ASSUMED AT YEAR END									
	1	2	3	4	5	6	7	8	9	10
	2003	2004	2005	2006	2007	2008	2009	2010	2011	2012
1. Prior	527	26	58	3	4		1	1		
2. 2003	2,226	2,536	2,651	2,656	2,658	2,659	2,660	2,660	2,660	2,661
3. 2004	XXX	2,067	2,244	2,260	2,268	2,271	2,273	2,273	2,273	2,274
4. 2005	XXX	XXX	2,436	2,836	2,857	2,866	2,869	2,871	2,871	2,872
5. 2006	XXX	XXX	XXX	2,560	2,999	3,023	3,031	3,034	3,034	3,035
6. 2007	XXX	XXX	XXX	XXX	3,093	3,677	3,702	3,709	3,710	3,711
7. 2008	XXX	XXX	XXX	XXX	XXX	5,547	6,201	6,238	6,244	6,247
8. 2009	XXX	XXX	XXX	XXX	XXX	XXX	4,205	4,802	4,837	4,842
9. 2010	XXX	XXX	XXX	XXX	XXX	XXX	XXX	3,899	4,448	4,489
10. 2011	XXX	XXX	XXX	XXX	XXX	XXX	XXX	XXX	5,816	6,386
11. 2012	XXX	XXX	XXX	XXX	XXX	XXX	XXX	XXX	XXX	4,786

ANNUAL STATEMENT FOR THE YEAR 2012 OF THE FARMERS INSURANCE OF COLUMBUS, INC.
SCHEDULE P - PART 5B - PRIVATE PASSENGER AUTO LIABILITY/MEDICAL
SECTION 1

Years in Which Premiums Were Earned and Losses Were Incurred	CUMULATIVE NUMBER OF CLAIMS CLOSED WITH LOSS PAYMENT DIRECT AND ASSUMED AT YEAR END									
	1	2	3	4	5	6	7	8	9	10
	2003	2004	2005	2006	2007	2008	2009	2010	2011	2012
1. Prior	3,154	672	957	70	23	11	28	3	3	2
2. 2003	4,941	7,324	8,715	8,817	8,849	8,861	8,865	8,867	8,869	8,869
3. 2004	XXX	5,162	6,127	6,402	6,489	6,520	6,530	6,533	6,535	6,536
4. 2005	XXX	XXX	5,207	7,257	7,501	7,590	7,618	7,628	7,632	7,634
5. 2006	XXX	XXX	XXX	5,164	7,105	7,347	7,429	7,456	7,466	7,470
6. 2007	XXX	XXX	XXX	XXX	5,660	7,754	7,999	8,081	8,113	8,123
7. 2008	XXX	XXX	XXX	XXX	XXX	5,523	7,370	7,598	7,663	7,692
8. 2009	XXX	XXX	XXX	XXX	XXX	XXX	5,771	7,807	8,078	8,180
9. 2010	XXX	XXX	XXX	XXX	XXX	XXX	XXX	5,999	8,255	8,578
10. 2011	XXX	XXX	XXX	XXX	XXX	XXX	XXX	XXX	6,255	8,577
11. 2012	XXX	XXX	XXX	XXX	XXX	XXX	XXX	XXX	XXX	6,425

SECTION 2

Years in Which Premiums Were Earned and Losses Were Incurred	NUMBER OF CLAIMS OUTSTANDING DIRECT AND ASSUMED AT YEAR END									
	1	2	3	4	5	6	7	8	9	10
	2003	2004	2005	2006	2007	2008	2009	2010	2011	2012
1. Prior	1,174	421	184	97	67	52	11	7	4	2
2. 2003	1,531	462	166	61	25	11	6	3	2	1
3. 2004	XXX	1,288	388	140	54	20	10	5	3	2
4. 2005	XXX	XXX	1,173	351	135	51	20	9	4	3
5. 2006	XXX	XXX	XXX	1,090	341	129	50	21	9	5
6. 2007	XXX	XXX	XXX	XXX	1,234	395	137	58	23	11
7. 2008	XXX	XXX	XXX	XXX	XXX	1,140	323	137	57	25
8. 2009	XXX	XXX	XXX	XXX	XXX	XXX	1,320	443	187	79
9. 2010	XXX	XXX	XXX	XXX	XXX	XXX	XXX	1,493	506	211
10. 2011	XXX	XXX	XXX	XXX	XXX	XXX	XXX	XXX	1,449	523
11. 2012	XXX	XXX	XXX	XXX	XXX	XXX	XXX	XXX	XXX	1,427

SECTION 3

Years in Which Premiums Were Earned and Losses Were Incurred	CUMULATIVE NUMBER OF CLAIMS REPORTED DIRECT AND ASSUMED AT YEAR END									
	1	2	3	4	5	6	7	8	9	10
	2003	2004	2005	2006	2007	2008	2009	2010	2011	2012
1. Prior	2,360	218	794	13	5	2	1	1		
2. 2003	7,207	9,066	10,249	10,275	10,281	10,283	10,284	10,285	10,285	10,286
3. 2004	XXX	7,200	7,693	7,791	7,814	7,822	7,824	7,825	7,825	7,826
4. 2005	XXX	XXX	7,079	8,705	8,790	8,817	8,823	8,824	8,825	8,827
5. 2006	XXX	XXX	XXX	6,958	8,494	8,575	8,598	8,602	8,604	8,606
6. 2007	XXX	XXX	XXX	XXX	7,800	9,382	9,451	9,474	9,478	9,481
7. 2008	XXX	XXX	XXX	XXX	XXX	7,529	8,882	8,971	8,973	8,978
8. 2009	XXX	XXX	XXX	XXX	XXX	XXX	8,213	9,741	9,807	9,828
9. 2010	XXX	XXX	XXX	XXX	XXX	XXX	XXX	8,674	10,331	10,430
10. 2011	XXX	XXX	XXX	XXX	XXX	XXX	XXX	XXX	8,898	10,704
11. 2012	XXX	XXX	XXX	XXX	XXX	XXX	XXX	XXX	XXX	9,145

ANNUAL STATEMENT FOR THE YEAR 2012 OF THE FARMERS INSURANCE OF COLUMBUS, INC.

**SCHEDULE P - PART 5C - COMMERCIAL AUTO/TRUCK LIABILITY/MEDICAL
SECTION 1**

Years in Which Premiums Were Earned and Losses Were Incurred	CUMULATIVE NUMBER OF CLAIMS CLOSED WITH LOSS PAYMENT DIRECT AND ASSUMED AT YEAR END									
	1	2	3	4	5	6	7	8	9	10
	2003	2004	2005	2006	2007	2008	2009	2010	2011	2012
1. Prior	59	19	26	3			1			
2. 2003	82	118	138	140	141	141	142	142	142	142
3. 2004	XXX	85	97	102	104	105	105	106	106	106
4. 2005	XXX	XXX	86	122	127	129	130	130	131	131
5. 2006	XXX	XXX	XXX	92	126	131	133	134	135	135
6. 2007	XXX	XXX	XXX	XXX	103	138	143	145	146	146
7. 2008	XXX	XXX	XXX	XXX	XXX	110	147	152	159	161
8. 2009	XXX	XXX	XXX	XXX	XXX	XXX	111	150	162	165
9. 2010	XXX	XXX	XXX	XXX	XXX	XXX	XXX	116	178	185
10. 2011	XXX	XXX	XXX	XXX	XXX	XXX	XXX	XXX	121	168
11. 2012	XXX	XXX	XXX	XXX	XXX	XXX	XXX	XXX	XXX	128

SECTION 2

Years in Which Premiums Were Earned and Losses Were Incurred	NUMBER OF CLAIMS OUTSTANDING DIRECT AND ASSUMED AT YEAR END									
	1	2	3	4	5	6	7	8	9	10
	2003	2004	2005	2006	2007	2008	2009	2010	2011	2012
1. Prior	36	15	7	4	3	2	1			
2. 2003	24	10	5	2	1					
3. 2004	XXX	21	9	4	2	1				
4. 2005	XXX	XXX	21	9	4	2	1			
5. 2006	XXX	XXX	XXX	20	9	4	2	1		
6. 2007	XXX	XXX	XXX	XXX	21	9	5	2	1	
7. 2008	XXX	XXX	XXX	XXX	XXX	22	9	4	2	1
8. 2009	XXX	XXX	XXX	XXX	XXX	XXX	26	11	6	4
9. 2010	XXX	XXX	XXX	XXX	XXX	XXX	XXX	30	14	7
10. 2011	XXX	XXX	XXX	XXX	XXX	XXX	XXX	XXX	33	15
11. 2012	XXX	XXX	XXX	XXX	XXX	XXX	XXX	XXX	XXX	28

SECTION 3

Years in Which Premiums Were Earned and Losses Were Incurred	CUMULATIVE NUMBER OF CLAIMS REPORTED DIRECT AND ASSUMED AT YEAR END									
	1	2	3	4	5	6	7	8	9	10
	2003	2004	2005	2006	2007	2008	2009	2010	2011	2012
1. Prior	52	6	22	1						
2. 2003	116	147	163	164	164	165	165	165	165	165
3. 2004	XXX	117	126	128	129	129	129	129	130	130
4. 2005	XXX	XXX	119	151	153	154	154	154	154	154
5. 2006	XXX	XXX	XXX	126	156	158	158	158	159	159
6. 2007	XXX	XXX	XXX	XXX	135	165	168	168	168	169
7. 2008	XXX	XXX	XXX	XXX	XXX	148	180	181	187	188
8. 2009	XXX	XXX	XXX	XXX	XXX	XXX	154	187	196	197
9. 2010	XXX	XXX	XXX	XXX	XXX	XXX	XXX	165	221	224
10. 2011	XXX	XXX	XXX	XXX	XXX	XXX	XXX	XXX	169	212
11. 2012	XXX	XXX	XXX	XXX	XXX	XXX	XXX	XXX	XXX	176

**SCHEDULE P - PART 5D - WORKERS' COMPENSATION
(EXCLUDING EXCESS WORKERS' COMPENSATION)**

SECTION 1

Years in Which Premiums Were Earned and Losses Were Incurred	CUMULATIVE NUMBER OF CLAIMS CLOSED WITH LOSS PAYMENT DIRECT AND ASSUMED AT YEAR END									
	1	2	3	4	5	6	7	8	9	10
	2003	2004	2005	2006	2007	2008	2009	2010	2011	2012
1. Prior	157	58	99	20	10	3	2		3	2
2. 2003	90	168	247	256	260	262	262	263	263	264
3. 2004	XXX	89	71	85	93	96	97	98	99	100
4. 2005	XXX	XXX	89	153	166	169	172	174	175	176
5. 2006	XXX	XXX	XXX	79	137	144	146	147	149	151
6. 2007	XXX	XXX	XXX	XXX	80	140	147	152	157	160
7. 2008	XXX	XXX	XXX	XXX	XXX	88	151	184	178	184
8. 2009	XXX	XXX	XXX	XXX	XXX	XXX	80	173	159	168
9. 2010	XXX	XXX	XXX	XXX	XXX	XXX	XXX	96	160	178
10. 2011	XXX	XXX	XXX	XXX	XXX	XXX	XXX	XXX	90	157
11. 2012	XXX	XXX	XXX	XXX	XXX	XXX	XXX	XXX	XXX	96

SECTION 2

Years in Which Premiums Were Earned and Losses Were Incurred	NUMBER OF CLAIMS OUTSTANDING DIRECT AND ASSUMED AT YEAR END									
	1	2	3	4	5	6	7	8	9	10
	2003	2004	2005	2006	2007	2008	2009	2010	2011	2012
1. Prior	158	99	57	36	24	19	15	13	10	8
2. 2003	102	43	23	12	8	5	4	3	3	2
3. 2004	XXX	94	37	21	12	8	6	5	4	3
4. 2005	XXX	XXX	82	33	20	13	9	7	5	4
5. 2006	XXX	XXX	XXX	75	30	19	13	9	7	5
6. 2007	XXX	XXX	XXX	XXX	80	34	23	17	11	7
7. 2008	XXX	XXX	XXX	XXX	XXX	81	36	24	17	11
8. 2009	XXX	XXX	XXX	XXX	XXX	XXX	86	40	27	19
9. 2010	XXX	XXX	XXX	XXX	XXX	XXX	XXX	86	43	29
10. 2011	XXX	XXX	XXX	XXX	XXX	XXX	XXX	XXX	89	55
11. 2012	XXX	XXX	XXX	XXX	XXX	XXX	XXX	XXX	XXX	65

SECTION 3

Years in Which Premiums Were Earned and Losses Were Incurred	CUMULATIVE NUMBER OF CLAIMS REPORTED DIRECT AND ASSUMED AT YEAR END									
	1	2	3	4	5	6	7	8	9	10
	2003	2004	2005	2006	2007	2008	2009	2010	2011	2012
1. Prior	58	8	65	2	3	1	1	1	1	
2. 2003	225	266	328	330	330	330	330	331	331	331
3. 2004	XXX	217	162	165	167	167	167	168	168	168
4. 2005	XXX	XXX	202	237	240	242	242	243	243	243
5. 2006	XXX	XXX	XXX	182	214	217	218	219	220	220
6. 2007	XXX	XXX	XXX	XXX	188	218	222	223	224	224
7. 2008	XXX	XXX	XXX	XXX	XXX	196	244	272	262	263
8. 2009	XXX	XXX	XXX	XXX	XXX	XXX	195	265	241	244
9. 2010	XXX	XXX	XXX	XXX	XXX	XXX	XXX	216	250	257
10. 2011	XXX	XXX	XXX	XXX	XXX	XXX	XXX	XXX	210	258
11. 2012	XXX	XXX	XXX	XXX	XXX	XXX	XXX	XXX	XXX	191

ANNUAL STATEMENT FOR THE YEAR 2012 OF THE FARMERS INSURANCE OF COLUMBUS, INC.

SCHEDULE P - PART 5E - COMMERCIAL MULTIPLE PERIL

SECTION 1

Years in Which Premiums Were Earned and Losses Were Incurred	CUMULATIVE NUMBER OF CLAIMS CLOSED WITH LOSS PAYMENT DIRECT AND ASSUMED AT YEAR END									
	1	2	3	4	5	6	7	8	9	10
	2003	2004	2005	2006	2007	2008	2009	2010	2011	2012
1. Prior	105	25	48	5	3	1	2	1	2	2
2. 2003	190	255	312	316	318	319	319	319	320	320
3. 2004	XXX	182	181	191	195	197	198	199	199	199
4. 2005	XXX	XXX	187	247	255	260	262	263	263	264
5. 2006	XXX	XXX	XXX	241	313	321	326	329	330	331
6. 2007	XXX	XXX	XXX	XXX	259	335	344	348	351	352
7. 2008	XXX	XXX	XXX	XXX	XXX	444	581	708	658	663
8. 2009	XXX	XXX	XXX	XXX	XXX	XXX	409	610	517	524
9. 2010	XXX	XXX	XXX	XXX	XXX	XXX	XXX	388	501	516
10. 2011	XXX	XXX	XXX	XXX	XXX	XXX	XXX	XXX	415	518
11. 2012	XXX	XXX	XXX	XXX	XXX	XXX	XXX	XXX	XXX	390

SECTION 2

Years in Which Premiums Were Earned and Losses Were Incurred	NUMBER OF CLAIMS OUTSTANDING DIRECT AND ASSUMED AT YEAR END									
	1	2	3	4	5	6	7	8	9	10
	2003	2004	2005	2006	2007	2008	2009	2010	2011	2012
1. Prior	72	35	17	12	9	8	6	6	5	3
2. 2003	73	27	11	5	3	2	1	1	1	1
3. 2004	XXX	60	23	12	6	3	2	1	1	1
4. 2005	XXX	XXX	56	27	16	9	5	2	1	1
5. 2006	XXX	XXX	XXX	53	23	14	6	4	2	2
6. 2007	XXX	XXX	XXX	XXX	56	21	11	7	3	3
7. 2008	XXX	XXX	XXX	XXX	XXX	75	26	15	11	7
8. 2009	XXX	XXX	XXX	XXX	XXX	XXX	77	29	19	16
9. 2010	XXX	XXX	XXX	XXX	XXX	XXX	XXX	81	35	23
10. 2011	XXX	XXX	XXX	XXX	XXX	XXX	XXX	XXX	95	49
11. 2012	XXX	XXX	XXX	XXX	XXX	XXX	XXX	XXX	XXX	70

SECTION 3

Years in Which Premiums Were Earned and Losses Were Incurred	CUMULATIVE NUMBER OF CLAIMS REPORTED DIRECT AND ASSUMED AT YEAR END									
	1	2	3	4	5	6	7	8	9	10
	2003	2004	2005	2006	2007	2008	2009	2010	2011	2012
1. Prior	127	21	47	8	3	5	4	4	3	3
2. 2003	341	416	470	473	475	476	477	477	477	478
3. 2004	XXX	326	341	352	355	357	358	358	359	359
4. 2005	XXX	XXX	342	426	435	439	441	442	443	444
5. 2006	XXX	XXX	XXX	385	472	482	487	489	490	491
6. 2007	XXX	XXX	XXX	XXX	422	526	537	541	545	546
7. 2008	XXX	XXX	XXX	XXX	XXX	712	941	1,090	1,045	1,050
8. 2009	XXX	XXX	XXX	XXX	XXX	XXX	676	927	838	849
9. 2010	XXX	XXX	XXX	XXX	XXX	XXX	XXX	668	820	841
10. 2011	XXX	XXX	XXX	XXX	XXX	XXX	XXX	XXX	701	835
11. 2012	XXX	XXX	XXX	XXX	XXX	XXX	XXX	XXX	XXX	641

ANNUAL STATEMENT FOR THE YEAR 2012 OF THE FARMERS INSURANCE OF COLUMBUS, INC.
SCHEDULE P - PART 5F - MEDICAL PROFESSIONAL LIABILITY - OCCURRENCE

SECTION 1A

Years in Which Premiums Were Earned and Losses Were Incurred	CUMULATIVE NUMBER OF CLAIMS CLOSED WITH LOSS PAYMENT DIRECT AND ASSUMED AT YEAR END									
	1	2	3	4	5	6	7	8	9	10
	2003	2004	2005	2006	2007	2008	2009	2010	2011	2012
1. Prior		1	5		1					
2. 2003					1	1	1	1	1	1
3. 2004	XXX									
4. 2005	XXX	XXX								
5. 2006	XXX	XXX	XXX							
6. 2007	XXX	XXX	XXX	XXX						
7. 2008	XXX	XXX	XXX	XXX	XXX					
8. 2009	XXX	XXX	XXX	XXX	XXX	XXX				
9. 2010	XXX	XXX	XXX	XXX	XXX	XXX	XXX			
10. 2011	XXX	XXX	XXX	XXX	XXX	XXX	XXX	XXX		
11. 2012	XXX	XXX	XXX	XXX	XXX	XXX	XXX	XXX	XXX	

SECTION 2A

Years in Which Premiums Were Earned and Losses Were Incurred	NUMBER OF CLAIMS OUTSTANDING DIRECT AND ASSUMED AT YEAR END									
	1	2	3	4	5	6	7	8	9	10
	2003	2004	2005	2006	2007	2008	2009	2010	2011	2012
1. Prior	3	4	2	1						
2. 2003	1	5	4	2	1	1	1			
3. 2004	XXX									
4. 2005	XXX	XXX								
5. 2006	XXX	XXX	XXX							
6. 2007	XXX	XXX	XXX	XXX						
7. 2008	XXX	XXX	XXX	XXX	XXX					
8. 2009	XXX	XXX	XXX	XXX	XXX	XXX				
9. 2010	XXX	XXX	XXX	XXX	XXX	XXX	XXX			
10. 2011	XXX	XXX	XXX	XXX	XXX	XXX	XXX	XXX		
11. 2012	XXX	XXX	XXX	XXX	XXX	XXX	XXX	XXX	XXX	

SECTION 3A

Years in Which Premiums Were Earned and Losses Were Incurred	CUMULATIVE NUMBER OF CLAIMS REPORTED DIRECT AND ASSUMED AT YEAR END									
	1	2	3	4	5	6	7	8	9	10
	2003	2004	2005	2006	2007	2008	2009	2010	2011	2012
1. Prior	3	7	3		1	1				
2. 2003	1	8	9	10	10	11	11	11	11	11
3. 2004	XXX									
4. 2005	XXX	XXX								
5. 2006	XXX	XXX	XXX							
6. 2007	XXX	XXX	XXX	XXX						
7. 2008	XXX	XXX	XXX	XXX	XXX					
8. 2009	XXX	XXX	XXX	XXX	XXX	XXX				
9. 2010	XXX	XXX	XXX	XXX	XXX	XXX	XXX			
10. 2011	XXX	XXX	XXX	XXX	XXX	XXX	XXX	XXX		
11. 2012	XXX	XXX	XXX	XXX	XXX	XXX	XXX	XXX	XXX	

ANNUAL STATEMENT FOR THE YEAR 2012 OF THE FARMERS INSURANCE OF COLUMBUS, INC.
SCHEDULE P - PART 5F - MEDICAL PROFESSIONAL LIABILITY - CLAIMS-MADE
SECTION 1B

Years in Years in Which Premiums Were Earned and Losses Were Incurred	CUMULATIVE NUMBER OF CLAIMS CLOSED WITH LOSS PAYMENT DIRECT AND ASSUMED AT YEAR END									
	1	2	3	4	5	6	7	8	9	10
	2003	2004	2005	2006	2007	2008	2009	2010	2011	2012
1. Prior.....	5	3	9							
2. 2003.....	3	4	7	7	7	7	7	7	7	7
3. 2004.....	XXX		(1)	(1)	(1)	(1)	(1)	(1)	(1)	(1)
4. 2005.....	XXX	XXX								
5. 2006.....	XXX	XXX	XXX							
6. 2007.....	XXX	XXX	XXX	XXX						
7. 2008.....	XXX	XXX	XXX	XXX	XXX					
8. 2009.....	XXX	XXX	XXX	XXX	XXX	XXX				
9. 2010.....	XXX	XXX	XXX	XXX	XXX	XXX	XXX			
10. 2011.....	XXX	XXX	XXX	XXX	XXX	XXX	XXX	XXX		
11. 2012.....	XXX	XXX	XXX	XXX	XXX	XXX	XXX	XXX	XXX	

SECTION 2B

Years in Years in Which Premiums Were Earned and Losses Were Incurred	NUMBER OF CLAIMS OUTSTANDING DIRECT AND ASSUMED AT YEAR END									
	1	2	3	4	5	6	7	8	9	10
	2003	2004	2005	2006	2007	2008	2009	2010	2011	2012
1. Prior.....	14	7	3	2		1				
2. 2003.....	5	2	1							
3. 2004.....	XXX	1								
4. 2005.....	XXX	XXX								
5. 2006.....	XXX	XXX	XXX							
6. 2007.....	XXX	XXX	XXX	XXX						
7. 2008.....	XXX	XXX	XXX	XXX	XXX					
8. 2009.....	XXX	XXX	XXX	XXX	XXX	XXX				
9. 2010.....	XXX	XXX	XXX	XXX	XXX	XXX	XXX			
10. 2011.....	XXX	XXX	XXX	XXX	XXX	XXX	XXX	XXX		
11. 2012.....	XXX	XXX	XXX	XXX	XXX	XXX	XXX	XXX	XXX	

SECTION 3B

Years in Years in Which Premiums Were Earned and Losses Were Incurred	CUMULATIVE NUMBER OF CLAIMS REPORTED DIRECT AND ASSUMED AT YEAR END									
	1	2	3	4	5	6	7	8	9	10
	2003	2004	2005	2006	2007	2008	2009	2010	2011	2012
1. Prior.....	11		7			1				
2. 2003.....	11	12	16	16	16	15	15	15	15	15
3. 2004.....	XXX	4	3	3	3	3	3	3	3	3
4. 2005.....	XXX	XXX								
5. 2006.....	XXX	XXX	XXX							
6. 2007.....	XXX	XXX	XXX	XXX						
7. 2008.....	XXX	XXX	XXX	XXX	XXX					
8. 2009.....	XXX	XXX	XXX	XXX	XXX	XXX				
9. 2010.....	XXX	XXX	XXX	XXX	XXX	XXX	XXX			
10. 2011.....	XXX	XXX	XXX	XXX	XXX	XXX	XXX	XXX		
11. 2012.....	XXX	XXX	XXX	XXX	XXX	XXX	XXX	XXX	XXX	

ANNUAL STATEMENT FOR THE YEAR 2012 OF THE FARMERS INSURANCE OF COLUMBUS, INC.

SCHEDULE P - PART 5H - OTHER LIABILITY - OCCURRENCE

SECTION 1A

Years in Years in Which Premiums Were Earned and Losses Were Incurred	CUMULATIVE NUMBER OF CLAIMS CLOSED WITH LOSS PAYMENT DIRECT AND ASSUMED AT YEAR END									
	1	2	3	4	5	6	7	8	9	10
	2003	2004	2005	2006	2007	2008	2009	2010	2011	2012
1. Prior	5	3	4						1	1
2. 2003	1	3	4	5	5	5	5	5	5	5
3. 2004	XXX	1		2	2	2	2	2	2	2
4. 2005	XXX	XXX	1	3	4	5	5	5	5	5
5. 2006	XXX	XXX	XXX	2	3	4	4	4	5	5
6. 2007	XXX	XXX	XXX	XXX	1	2	3	3	3	3
7. 2008	XXX	XXX	XXX	XXX	XXX	3	5	6	7	7
8. 2009	XXX	XXX	XXX	XXX	XXX	XXX	5	7	8	9
9. 2010	XXX	XXX	XXX	XXX	XXX	XXX	XXX	4	8	11
10. 2011	XXX	XXX	XXX	XXX	XXX	XXX	XXX	XXX	10	18
11. 2012	XXX	XXX	XXX	XXX	XXX	XXX	XXX	XXX	XXX	9

SECTION 2A

Years in Years in Which Premiums Were Earned and Losses Were Incurred	NUMBER OF CLAIMS OUTSTANDING DIRECT AND ASSUMED AT YEAR END									
	1	2	3	4	5	6	7	8	9	10
	2003	2004	2005	2006	2007	2008	2009	2010	2011	2012
1. Prior	8	4	2	1						
2. 2003	3	3	2	1						
3. 2004	XXX	3	3	2	1					
4. 2005	XXX	XXX	3	3	2	1				
5. 2006	XXX	XXX	XXX	3	2	1	1			
6. 2007	XXX	XXX	XXX	XXX	2	2	1	1		
7. 2008	XXX	XXX	XXX	XXX	XXX	3	3	2	1	
8. 2009	XXX	XXX	XXX	XXX	XXX	XXX	4	3	4	2
9. 2010	XXX	XXX	XXX	XXX	XXX	XXX	XXX	6	4	3
10. 2011	XXX	XXX	XXX	XXX	XXX	XXX	XXX	XXX	12	6
11. 2012	XXX	XXX	XXX	XXX	XXX	XXX	XXX	XXX	XXX	10

SECTION 3A

Years in Years in Which Premiums Were Earned and Losses Were Incurred	CUMULATIVE NUMBER OF CLAIMS REPORTED DIRECT AND ASSUMED AT YEAR END									
	1	2	3	4	5	6	7	8	9	10
	2003	2004	2005	2006	2007	2008	2009	2010	2011	2012
1. Prior	8	2	5	2		(1)			1	1
2. 2003	6	10	12	12	12	12	12	13	13	13
3. 2004	XXX	7	8	9	10	10	10	10	10	10
4. 2005	XXX	XXX	7	11	12	12	12	12	12	12
5. 2006	XXX	XXX	XXX	8	10	11	12	12	12	12
6. 2007	XXX	XXX	XXX	XXX	5	8	9	9	9	9
7. 2008	XXX	XXX	XXX	XXX	XXX	8	13	15	15	15
8. 2009	XXX	XXX	XXX	XXX	XXX	XXX	11	15	21	20
9. 2010	XXX	XXX	XXX	XXX	XXX	XXX	XXX	13	19	24
10. 2011	XXX	XXX	XXX	XXX	XXX	XXX	XXX	XXX	33	43
11. 2012	XXX	XXX	XXX	XXX	XXX	XXX	XXX	XXX	XXX	30

Schedule P - Part 5H - Other Liability - Claims-Made - Section 1B

N O N E

Schedule P - Part 5H - Other Liability - Claims-Made - Section 2B

N O N E

Schedule P - Part 5H - Other Liability - Claims-Made - Section 3B

N O N E

ANNUAL STATEMENT FOR THE YEAR 2012 OF THE FARMERS INSURANCE OF COLUMBUS, INC.

SCHEDULE P - PART 5R - PRODUCTS LIABILITY - OCCURRENCE

SECTION 1A

Years in Which Premiums Were Earned and Losses Were Incurred	CUMULATIVE NUMBER OF CLAIMS CLOSED WITH LOSS PAYMENT DIRECT AND ASSUMED AT YEAR END									
	1	2	3	4	5	6	7	8	9	10
	2003	2004	2005	2006	2007	2008	2009	2010	2011	2012
1. Prior										
2. 2003										
3. 2004	XXX									
4. 2005	XXX	XXX								
5. 2006	XXX	XXX	XXX							
6. 2007	XXX	XXX	XXX	XXX						
7. 2008	XXX	XXX	XXX	XXX	XXX	1	1	1	2	2
8. 2009	XXX	XXX	XXX	XXX	XXX	XXX	1	2	3	3
9. 2010	XXX	XXX	XXX	XXX	XXX	XXX	XXX	1	2	2
10. 2011	XXX	XXX	XXX	XXX	XXX	XXX	XXX	XXX	2	3
11. 2012	XXX	XXX	XXX	XXX	XXX	XXX	XXX	XXX	XXX	2

SECTION 2A

Years in Which Premiums Were Earned and Losses Were Incurred	NUMBER OF CLAIMS OUTSTANDING DIRECT AND ASSUMED AT YEAR END									
	1	2	3	4	5	6	7	8	9	10
	2003	2004	2005	2006	2007	2008	2009	2010	2011	2012
1. Prior										
2. 2003										
3. 2004	XXX									
4. 2005	XXX	XXX								
5. 2006	XXX	XXX	XXX							
6. 2007	XXX	XXX	XXX	XXX						
7. 2008	XXX	XXX	XXX	XXX	XXX	1	1			
8. 2009	XXX	XXX	XXX	XXX	XXX	XXX	1			
9. 2010	XXX	XXX	XXX	XXX	XXX	XXX	XXX	1		
10. 2011	XXX	XXX	XXX	XXX	XXX	XXX	XXX	XXX	1	
11. 2012	XXX	XXX	XXX	XXX	XXX	XXX	XXX	XXX	XXX	1

SECTION 3A

Years in Which Premiums Were Earned and Losses Were Incurred	CUMULATIVE NUMBER OF CLAIMS REPORTED DIRECT AND ASSUMED AT YEAR END									
	1	2	3	4	5	6	7	8	9	10
	2003	2004	2005	2006	2007	2008	2009	2010	2011	2012
1. Prior	2	1				(3)				
2. 2003										
3. 2004	XXX									
4. 2005	XXX	XXX								
5. 2006	XXX	XXX	XXX							
6. 2007	XXX	XXX	XXX	XXX						1
7. 2008	XXX	XXX	XXX	XXX	XXX	2	3	4	4	4
8. 2009	XXX	XXX	XXX	XXX	XXX	XXX	3	4	5	5
9. 2010	XXX	XXX	XXX	XXX	XXX	XXX	XXX	3	4	4
10. 2011	XXX	XXX	XXX	XXX	XXX	XXX	XXX	XXX	4	5
11. 2012	XXX	XXX	XXX	XXX	XXX	XXX	XXX	XXX	XXX	4

Schedule P - Part 5R - Products Liability - Claims-Made - Section 1B

N O N E

Schedule P - Part 5R - Products Liability - Claims-Made - Section 2B

N O N E

Schedule P - Part 5R - Products Liability - Claims-Made - Section 3B

N O N E

Schedule P - Part 5T - Warranty - Section 1

N O N E

Schedule P - Part 5T - Warranty - Section 2

N O N E

Schedule P - Part 5T - Warranty - Section 3

N O N E

ANNUAL STATEMENT FOR THE YEAR 2012 OF THE FARMERS INSURANCE OF COLUMBUS, INC.

**SCHEDULE P - PART 6C - COMMERCIAL AUTO/TRUCK LIABILITY/MEDICAL
SECTION 1**

Years in Which Premiums Were Earned and Losses Were Incurred	CUMULATIVE PREMIUMS EARNED DIRECT AND ASSUMED AT YEAR END (\$000 OMITTED)										11 Current Year Premiums Earned
	1	2	3	4	5	6	7	8	9	10	
	2003	2004	2005	2006	2007	2008	2009	2010	2011	2012	
1. Prior.....											
2. 2003.....	1,745	1,745	1,745	1,745	1,745	1,745	1,745	1,745	1,745	1,745	
3. 2004.....	XXX	1,735	1,735	1,735	1,735	1,735	1,735	1,735	1,735	1,735	
4. 2005.....	XXX	XXX	1,884	1,884	1,884	1,884	1,884	1,884	1,884	1,884	
5. 2006.....	XXX	XXX	XXX	1,880	1,880	1,880	1,880	1,880	1,880	1,880	
6. 2007.....	XXX	XXX	XXX	XXX	1,990	1,990	1,990	1,990	1,990	1,990	
7. 2008.....	XXX	XXX	XXX	XXX	XXX	2,482	2,482	2,482	2,482	2,482	
8. 2009.....	XXX	XXX	XXX	XXX	XXX	XXX	3,002	3,002	3,002	3,002	
9. 2010.....	XXX	XXX	XXX	XXX	XXX	XXX	XXX	2,745	2,745	2,745	
10. 2011.....	XXX	XXX	XXX	XXX	XXX	XXX	XXX	XXX	2,919	2,919	
11. 2012.....	XXX	XXX	XXX	XXX	XXX	XXX	XXX	XXX	XXX	2,931	2,931
12. Totals.....	XXX	XXX	XXX	XXX	XXX	XXX	XXX	XXX	XXX	XXX	2,931
13. Earned Premiums (Sch P-Pt. 1)	1,745	1,735	1,884	1,880	1,990	2,482	3,002	2,745	2,919	2,931	XXX

SECTION 2

Years in Which Premiums Were Earned and Losses Were Incurred	CUMULATIVE PREMIUMS EARNED CEDED AT YEAR END (\$000 OMITTED)										11 Current Year Premiums Earned
	1	2	3	4	5	6	7	8	9	10	
	2003	2004	2005	2006	2007	2008	2009	2010	2011	2012	
1. Prior.....											
2. 2003.....	258	258	258	258	258	258	258	258	258	258	
3. 2004.....	XXX	197	197	197	197	197	197	197	197	197	
4. 2005.....	XXX	XXX	242	242	242	242	242	242	242	242	
5. 2006.....	XXX	XXX	XXX	128	128	128	128	128	128	128	
6. 2007.....	XXX	XXX	XXX	XXX	136	136	136	136	136	136	
7. 2008.....	XXX	XXX	XXX	XXX	XXX	277	277	277	277	277	
8. 2009.....	XXX	XXX	XXX	XXX	XXX	XXX	939	939	939	939	
9. 2010.....	XXX	XXX	XXX	XXX	XXX	XXX	XXX	841	841	841	
10. 2011.....	XXX	XXX	XXX	XXX	XXX	XXX	XXX	XXX	283	283	
11. 2012.....	XXX	XXX	XXX	XXX	XXX	XXX	XXX	XXX	XXX	604	604
12. Totals.....	XXX	XXX	XXX	XXX	XXX	XXX	XXX	XXX	XXX	XXX	604
13. Earned Premiums (Sch P-Pt. 1)	258	197	242	128	136	277	939	841	283	604	XXX

**SCHEDULE P - PART 6D - WORKERS' COMPENSATION
(EXCLUDING EXCESS WORKERS' COMPENSATION)
SECTION 1**

Years in Which Premiums Were Earned and Losses Were Incurred	CUMULATIVE PREMIUMS EARNED DIRECT AND ASSUMED AT YEAR END (\$000 OMITTED)										11 Current Year Premiums Earned
	1	2	3	4	5	6	7	8	9	10	
	2003	2004	2005	2006	2007	2008	2009	2010	2011	2012	
1. Prior.....											
2. 2003.....	3,834	3,834	3,834	3,834	3,834	3,834	3,834	3,834	3,834	3,834	
3. 2004.....	XXX	4,584	4,584	4,584	4,584	4,584	4,584	4,584	4,584	4,584	
4. 2005.....	XXX	XXX	4,728	4,728	4,728	4,728	4,728	4,728	4,728	4,728	
5. 2006.....	XXX	XXX	XXX	4,044	4,044	4,044	4,044	4,044	4,044	4,044	
6. 2007.....	XXX	XXX	XXX	XXX	3,632	3,632	3,632	3,632	3,632	3,632	
7. 2008.....	XXX	XXX	XXX	XXX	XXX	4,062	4,062	4,062	4,062	4,062	
8. 2009.....	XXX	XXX	XXX	XXX	XXX	XXX	4,332	4,332	4,332	4,332	
9. 2010.....	XXX	XXX	XXX	XXX	XXX	XXX	XXX	4,414	4,414	4,414	
10. 2011.....	XXX	XXX	XXX	XXX	XXX	XXX	XXX	XXX	4,716	4,716	
11. 2012.....	XXX	XXX	XXX	XXX	XXX	XXX	XXX	XXX	XXX	4,998	4,998
12. Totals.....	XXX	XXX	XXX	XXX	XXX	XXX	XXX	XXX	XXX	XXX	4,998
13. Earned Premiums (Sch P-Pt. 1)	3,834	4,584	4,728	4,044	3,632	4,062	4,332	4,414	4,716	4,998	XXX

SECTION 2

Years in Which Premiums Were Earned and Losses Were Incurred	CUMULATIVE PREMIUMS EARNED CEDED AT YEAR END (\$000 OMITTED)										11 Current Year Premiums Earned
	1	2	3	4	5	6	7	8	9	10	
	2003	2004	2005	2006	2007	2008	2009	2010	2011	2012	
1. Prior.....											
2. 2003.....	423	423	423	423	423	423	423	423	423	423	
3. 2004.....	XXX	520	520	520	520	520	520	520	520	520	
4. 2005.....	XXX	XXX	632	632	632	632	632	632	632	632	
5. 2006.....	XXX	XXX	XXX	289	289	289	289	289	289	289	
6. 2007.....	XXX	XXX	XXX	XXX	258	258	258	258	258	258	
7. 2008.....	XXX	XXX	XXX	XXX	XXX	433	433	433	433	433	
8. 2009.....	XXX	XXX	XXX	XXX	XXX	XXX	1,423	1,423	1,423	1,423	
9. 2010.....	XXX	XXX	XXX	XXX	XXX	XXX	XXX	1,340	1,340	1,340	
10. 2011.....	XXX	XXX	XXX	XXX	XXX	XXX	XXX	XXX	516	516	
11. 2012.....	XXX	XXX	XXX	XXX	XXX	XXX	XXX	XXX	XXX	1,034	1,034
12. Totals.....	XXX	XXX	XXX	XXX	XXX	XXX	XXX	XXX	XXX	XXX	1,034
13. Earned Premiums (Sch P-Pt. 1)	423	520	632	289	258	433	1,423	1,340	516	1,034	XXX

ANNUAL STATEMENT FOR THE YEAR 2012 OF THE FARMERS INSURANCE OF COLUMBUS, INC.

**SCHEDULE P - PART 6E - COMMERCIAL MULTIPLE PERIL
SECTION 1**

Years in Which Premiums Were Earned and Losses Were Incurred	CUMULATIVE PREMIUMS EARNED DIRECT AND ASSUMED AT YEAR END (\$000 OMITTED)										11 Current Year Premiums Earned
	1	2	3	4	5	6	7	8	9	10	
	2003	2004	2005	2006	2007	2008	2009	2010	2011	2012	
1. Prior.....											
2. 2003.....	9,017	9,017	9,017	9,017	9,017	9,017	9,017	9,017	9,017	9,017	
3. 2004.....	XXX	10,290	10,290	10,290	10,290	10,290	10,290	10,290	10,290	10,290	
4. 2005.....	XXX	XXX	10,944	10,944	10,944	10,944	10,944	10,944	10,944	10,944	
5. 2006.....	XXX	XXX	XXX	11,700	11,700	11,700	11,700	11,700	11,700	11,700	
6. 2007.....	XXX	XXX	XXX	XXX	12,469	12,469	12,469	12,469	12,469	12,469	
7. 2008.....	XXX	XXX	XXX	XXX	XXX	15,827	15,827	15,827	15,827	15,827	
8. 2009.....	XXX	XXX	XXX	XXX	XXX	XXX	17,576	17,576	17,576	17,576	
9. 2010.....	XXX	XXX	XXX	XXX	XXX	XXX	XXX	17,248	17,248	17,248	
10. 2011.....	XXX	XXX	XXX	XXX	XXX	XXX	XXX	XXX	17,129	17,129	
11. 2012.....	XXX	XXX	XXX	XXX	XXX	XXX	XXX	XXX	XXX	17,591	17,591
12. Totals.....	XXX	XXX	XXX	XXX	XXX	XXX	XXX	XXX	XXX	XXX	17,591
13. Earned Premiums (Sch P-Pt. 1)	9,017	10,290	10,944	11,700	12,469	15,827	17,576	17,248	17,129	17,591	XXX

SECTION 2

Years in Which Premiums Were Earned and Losses Were Incurred	CUMULATIVE PREMIUMS EARNED CEDED AT YEAR END (\$000 OMITTED)										11 Current Year Premiums Earned
	1	2	3	4	5	6	7	8	9	10	
	2003	2004	2005	2006	2007	2008	2009	2010	2011	2012	
1. Prior.....											
2. 2003.....	1,223	1,223	1,223	1,223	1,223	1,223	1,223	1,223	1,223	1,223	
3. 2004.....	XXX	1,309	1,309	1,309	1,309	1,309	1,309	1,309	1,309	1,309	
4. 2005.....	XXX	XXX	1,566	1,566	1,566	1,566	1,566	1,566	1,566	1,566	
5. 2006.....	XXX	XXX	XXX	957	957	957	957	957	957	957	
6. 2007.....	XXX	XXX	XXX	XXX	1,044	1,044	1,044	1,044	1,044	1,044	
7. 2008.....	XXX	XXX	XXX	XXX	XXX	2,179	2,179	2,179	2,179	2,179	
8. 2009.....	XXX	XXX	XXX	XXX	XXX	XXX	6,338	6,338	6,338	6,338	
9. 2010.....	XXX	XXX	XXX	XXX	XXX	XXX	XXX	5,809	5,809	5,809	
10. 2011.....	XXX	XXX	XXX	XXX	XXX	XXX	XXX	XXX	2,340	2,340	
11. 2012.....	XXX	XXX	XXX	XXX	XXX	XXX	XXX	XXX	XXX	4,163	4,163
12. Totals.....	XXX	XXX	XXX	XXX	XXX	XXX	XXX	XXX	XXX	XXX	4,163
13. Earned Premiums (Sch P-Pt. 1)	1,223	1,309	1,566	957	1,044	2,179	6,338	5,809	2,340	4,163	XXX

**SCHEDULE P - PART 6H - OTHER LIABILITY - OCCURRENCE
SECTION 1A**

Years in Which Premiums Were Earned and Losses Were Incurred	CUMULATIVE PREMIUMS EARNED DIRECT AND ASSUMED AT YEAR END (\$000 OMITTED)										11 Current Year Premiums Earned
	1	2	3	4	5	6	7	8	9	10	
	2003	2004	2005	2006	2007	2008	2009	2010	2011	2012	
1. Prior.....											
2. 2003.....	1,106	1,106	1,106	1,106	1,106	1,106	1,106	1,106	1,106	1,106	
3. 2004.....	XXX	1,209	1,209	1,209	1,209	1,209	1,209	1,209	1,209	1,209	
4. 2005.....	XXX	XXX	1,265	1,265	1,265	1,265	1,265	1,265	1,265	1,265	
5. 2006.....	XXX	XXX	XXX	1,394	1,394	1,394	1,394	1,394	1,394	1,394	
6. 2007.....	XXX	XXX	XXX	XXX	1,498	1,498	1,498	1,498	1,498	1,498	
7. 2008.....	XXX	XXX	XXX	XXX	XXX	1,569	1,569	1,569	1,569	1,569	
8. 2009.....	XXX	XXX	XXX	XXX	XXX	XXX	1,757	1,757	1,757	1,757	
9. 2010.....	XXX	XXX	XXX	XXX	XXX	XXX	XXX	1,815	1,815	1,815	
10. 2011.....	XXX	XXX	XXX	XXX	XXX	XXX	XXX	XXX	2,249	2,249	
11. 2012.....	XXX	XXX	XXX	XXX	XXX	XXX	XXX	XXX	XXX	2,292	2,292
12. Totals.....	XXX	XXX	XXX	XXX	XXX	XXX	XXX	XXX	XXX	XXX	2,292
13. Earned Premiums (Sch P-Pt. 1)	1,106	1,209	1,265	1,394	1,498	1,569	1,757	1,815	2,249	2,292	XXX

SECTION 2A

Years in Which Premiums Were Earned and Losses Were Incurred	CUMULATIVE PREMIUMS EARNED CEDED AT YEAR END (\$000 OMITTED)										11 Current Year Premiums Earned
	1	2	3	4	5	6	7	8	9	10	
	2003	2004	2005	2006	2007	2008	2009	2010	2011	2012	
1. Prior.....											
2. 2003.....	396	396	396	396	396	396	396	396	396	396	
3. 2004.....	XXX	484	484	484	484	484	484	484	484	484	
4. 2005.....	XXX	XXX	484	484	484	484	484	484	484	484	
5. 2006.....	XXX	XXX	XXX	243	243	243	243	243	243	243	
6. 2007.....	XXX	XXX	XXX	XXX	269	269	269	269	269	269	
7. 2008.....	XXX	XXX	XXX	XXX	XXX	258	258	258	258	258	
8. 2009.....	XXX	XXX	XXX	XXX	XXX	XXX	694	694	694	694	
9. 2010.....	XXX	XXX	XXX	XXX	XXX	XXX	XXX	896	896	896	
10. 2011.....	XXX	XXX	XXX	XXX	XXX	XXX	XXX	XXX	615	615	
11. 2012.....	XXX	XXX	XXX	XXX	XXX	XXX	XXX	XXX	XXX	731	731
12. Totals.....	XXX	XXX	XXX	XXX	XXX	XXX	XXX	XXX	XXX	XXX	731
13. Earned Premiums (Sch P-Pt. 1)	396	484	337	243	269	258	694	896	615	731	XXX

Schedule P - Part 6H - Other Liability - Claims-Made - Section 1B

N O N E

Schedule P - Part 6H - Other Liability - Claims-Made - Section 2B

N O N E

Schedule P - Part 6M - International - Section 1

N O N E

Schedule P - Part 6M - International - Section 2

N O N E

Schedule P - Part 6N- Reinsurance A - Nonproportional Assumed Property - Section 1

N O N E

Schedule P - Part 6N- Reinsurance A - Nonproportional Assumed Property - Section 2

N O N E

Schedule P - Part 6O - Reinsurance B - Nonproportional Liability - Section 1

N O N E

Schedule P - Part 6O - Reinsurance B - Nonproportional Assumed Liability - Section 2

N O N E

ANNUAL STATEMENT FOR THE YEAR 2012 OF THE FARMERS INSURANCE OF COLUMBUS, INC.

SCHEDULE P - PART 6R - PRODUCTS LIABILITY - OCCURRENCE

SECTION 1A

Years in Which Premiums Were Earned and Losses Were Incurred	CUMULATIVE PREMIUMS EARNED DIRECT AND ASSUMED AT YEAR END (\$000 OMITTED)										11 Current Year Premiums Earned
	1 2003	2 2004	3 2005	4 2006	5 2007	6 2008	7 2009	8 2010	9 2011	10 2012	
1. Prior.....											
2. 2003.....	6	5	5	5	5	5	5	5	5	5	
3. 2004.....	XXX	4	4	4	4	4	4	4	4	4	
4. 2005.....	XXX	XXX	5	5	5	5	5	5	5	5	
5. 2006.....	XXX	XXX	XXX	5	5	5	5	5	5	5	
6. 2007.....	XXX	XXX	XXX	XXX	5	5	5	5	5	5	
7. 2008.....	XXX	XXX	XXX	XXX	XXX	4	4	4	4	4	
8. 2009.....	XXX	XXX	XXX	XXX	XXX	XXX	4	4	4	4	
9. 2010.....	XXX	XXX	XXX	XXX	XXX	XXX	XXX	3	3	3	
10. 2011.....	XXX	XXX	XXX	XXX	XXX	XXX	XXX	XXX	3	3	
11. 2012.....	XXX	XXX	XXX	XXX	XXX	XXX	XXX	XXX	XXX	3	3
12. Totals.....	XXX	XXX	XXX	XXX	XXX	XXX	XXX	XXX	XXX	XXX	3
13. Earned Premiums (Sch P-Pt. 1)	6	4	5	5	5	4	4	3	3	3	XXX

SECTION 2A

Years in Which Premiums Were Earned and Losses Were Incurred	CUMULATIVE PREMIUMS EARNED CEDED AT YEAR END (\$000 OMITTED)										11 Current Year Premiums Earned
	1 2003	2 2004	3 2005	4 2006	5 2007	6 2008	7 2009	8 2010	9 2011	10 2012	
1. Prior.....											
2. 2003.....	1										
3. 2004.....	XXX										
4. 2005.....	XXX	XXX									
5. 2006.....	XXX	XXX	XXX								
6. 2007.....	XXX	XXX	XXX	XXX							
7. 2008.....	XXX	XXX	XXX	XXX	XXX	0	0	0	0	0	
8. 2009.....	XXX	XXX	XXX	XXX	XXX	XXX	1	1	1	1	
9. 2010.....	XXX	XXX	XXX	XXX	XXX	XXX	XXX	1	1	1	
10. 2011.....	XXX	XXX	XXX	XXX	XXX	XXX	XXX	XXX	0	0	
11. 2012.....	XXX	XXX	XXX	XXX	XXX	XXX	XXX	XXX	XXX	1	1
12. Totals.....	XXX	XXX	XXX	XXX	XXX	XXX	XXX	XXX	XXX	XXX	1
13. Earned Premiums (Sch P-Pt. 1)	1		1			0	1	1	0	1	XXX

SCHEDULE P - PART 6R - PRODUCTS LIABILITY - CLAIMS-MADE

SECTION 1B

Years in Which Premiums Were Earned and Losses Were Incurred	CUMULATIVE PREMIUMS EARNED DIRECT AND ASSUMED AT YEAR END (\$000 OMITTED)										11 Current Year Premiums Earned
	1 2003	2 2004	3 2005	4 2006	5 2007	6 2008	7 2009	8 2010	9 2011	10 2012	
1. Prior.....											
2. 2003.....											
3. 2004.....	XXX										
4. 2005.....	XXX	XXX									
5. 2006.....	XXX	XXX	XXX								
6. 2007.....	XXX	XXX	XXX	XXX							
7. 2008.....	XXX	XXX	XXX	XXX	XXX						
8. 2009.....	XXX	XXX	XXX	XXX	XXX	XXX					
9. 2010.....	XXX	XXX	XXX	XXX	XXX	XXX	XXX				
10. 2011.....	XXX	XXX	XXX	XXX	XXX	XXX	XXX	XXX			
11. 2012.....	XXX	XXX	XXX	XXX	XXX	XXX	XXX	XXX	XXX		
12. Totals.....	XXX	XXX	XXX	XXX	XXX	XXX	XXX	XXX	XXX	XXX	
13. Earned Premiums (Sch P-Pt. 1)											XXX

SECTION 2B

Years in Which Premiums Were Earned and Losses Were Incurred	CUMULATIVE PREMIUMS EARNED CEDED AT YEAR END (\$000 OMITTED)										11 Current Year Premiums Earned
	1 2003	2 2004	3 2005	4 2006	5 2007	6 2008	7 2009	8 2010	9 2011	10 2012	
1. Prior.....											
2. 2003.....											
3. 2004.....	XXX										
4. 2005.....	XXX	XXX									
5. 2006.....	XXX	XXX	XXX								
6. 2007.....	XXX	XXX	XXX	XXX							
7. 2008.....	XXX	XXX	XXX	XXX	XXX						
8. 2009.....	XXX	XXX	XXX	XXX	XXX	XXX					
9. 2010.....	XXX	XXX	XXX	XXX	XXX	XXX	XXX				
10. 2011.....	XXX	XXX	XXX	XXX	XXX	XXX	XXX	XXX			
11. 2012.....	XXX	XXX	XXX	XXX	XXX	XXX	XXX	XXX	XXX		
12. Totals.....	XXX	XXX	XXX	XXX	XXX	XXX	XXX	XXX	XXX	XXX	
13. Earned Premiums (Sch P-Pt. 1)											XXX

ANNUAL STATEMENT FOR THE YEAR 2012 OF THE FARMERS INSURANCE OF COLUMBUS, INC.
SCHEDULE P - PART 7A - PRIMARY LOSS SENSITIVE CONTRACTS (\$000 OMITTED)
SECTION 1

Schedule P - Part 1	1 Total Net Losses and Expenses Unpaid	2 Net Losses and Expenses Unpaid on Loss Sensitive Contracts	3 Loss Sensitive as Percentage of Total	4 Total Net Premiums Written	5 Net Premiums Written on Loss Sensitive Contracts	6 Loss Sensitive as Percentage of Total
1. Homeowners/Farmowners	10,450			37,520		
2. Private Passenger Auto Liability/ Medical	39,824			49,886		
3. Commercial Auto/Truck Liability/ Medical	3,019			2,371		
4. Workers' Compensation	10,904			3,805		
5. Commercial Multiple Peril	12,448			13,505		
6. Medical Professional Liability - Occurrence	102					
7. Medical Professional Liability - Claims - Made	166			(6)		
8. Special Liability	264			241		
9. Other Liability - Occurrence	1,714			1,583		
10. Other Liability - Claims-Made						
11. Special Property	912			5,614		
12. Auto Physical Damage	2,141			23,989		
13. Fidelity/Surety	14			8		
14. Other	8			34		
15. International						
16. Reinsurance - Nonproportional Assumed Property	XXX	XXX	XXX	XXX	XXX	XXX
17. Reinsurance - Nonproportional Assumed Liability	XXX	XXX	XXX	XXX	XXX	XXX
18. Reinsurance - Nonproportional Assumed Financial Lines	XXX	XXX	XXX	XXX	XXX	XXX
19. Products Liability - Occurrence	30			2		
20. Products Liability - Claims-Made						
21. Financial Guaranty/Mortgage Guaranty						
22. Warranty						
23. Totals	81,996			138,553		

SECTION 2

Years in Which Policies Were Issued	INCURRED LOSSES AND DEFENSE AND COST CONTAINMENT EXPENSES REPORTED AT YEAR END (\$000 OMITTED)									
	1	2	3	4	5	6	7	8	9	10
	2003	2004	2005	2006	2007	2008	2009	2010	2011	2012
1. Prior.....										
2. 2003.....										
3. 2004.....	XXX									
4. 2005.....	XXX	XXX								
5. 2006.....	XXX	XXX	XX							
6. 2007.....	XXX	XXX	XX	XX						
7. 2008.....	XXX	XXX	XX	XXX	XXX					
8. 2009.....	XXX	XXX	XXX	XXX	XXX	XXX				
9. 2010.....	XXX	XXX	XXX	XXX	XXX	XXX	XXX			
10. 2011.....	XXX	XXX	XXX	XXX	XXX	XXX	XXX	XXX		
11. 2012.....	XXX	XXX	XXX	XXX	XXX	XXX	XXX	XXX	XXX	

SECTION 3

Years in Which Policies Were Issued	BULK AND INCURRED BUT NOT REPORTED RESERVES FOR LOSSES AND DEFENSE AND COST CONTAINMENT EXPENSES AT YEAR END (\$000 OMITTED)									
	1	2	3	4	5	6	7	8	9	10
	2003	2004	2005	2006	2007	2008	2009	2010	2011	2012
1. Prior.....										
2. 2003.....										
3. 2004.....	XXX									
4. 2005.....	XXX	XXX								
5. 2006.....	XXX	XXX	XX							
6. 2007.....	XXX	XXX	XX	XX						
7. 2008.....	XXX	XXX	XX	XXX	XXX					
8. 2009.....	XXX	XXX	XXX	XXX	XXX	XXX				
9. 2010.....	XXX	XXX	XXX	XXX	XXX	XXX	XXX			
10. 2011.....	XXX	XXX	XXX	XXX	XXX	XXX	XXX	XXX		
11. 2012.....	XXX	XXX	XXX	XXX	XXX	XXX	XXX	XXX	XXX	

Schedule P - Part 7A - Section 4 - Primary Loss Sensitive Contracts

N O N E

Schedule P - Part 7A - Section 5 - Primary Loss Sensitive Contracts

N O N E

ANNUAL STATEMENT FOR THE YEAR 2012 OF THE FARMERS INSURANCE OF COLUMBUS, INC.
SCHEDULE P - PART 7B - REINSURANCE LOSS SENSITIVE CONTRACTS (\$000 OMITTED)

SECTION 1

Schedule P - Part 1	1 Total Net Losses and Expenses Unpaid	2 Net Losses and Expenses Unpaid on Loss Sensitive Contracts	3 Loss Sensitive as Percentage of Total	4 Total Net Premiums Written	5 Net Premiums Written on Loss Sensitive Contracts	6 Loss Sensitive as Percentage of Total
1. Homeowners/Farmowners	10,450			37,520		
2. Private Passenger Auto Liability/Medical	39,824			49,886		
3. Commercial Auto/Truck Liability/Medical	3,019			2,371		
4. Workers' Compensation	10,904			3,805		
5. Commercial Multiple Peril	12,448			13,505		
6. Medical Professional Liability - Occurrence	102					
7. Medical Professional Liability - Claims - Made	166			(6)		
8. Special Liability	264			241		
9. Other Liability - Occurrence	1,714			1,583		
10. Other Liability - Claims-Made						
11. Special Property	912			5,614		
12. Auto Physical Damage	2,141			23,989		
13. Fidelity/Surety	14			8		
14. Other	8			34		
15. International						
16. Reinsurance - Nonproportional Assumed Property						
17. Reinsurance - Nonproportional Assumed Liability						
18. Reinsurance - Nonproportional Assumed Financial Lines						
19. Products Liability - Occurrence	30			2		
20. Products Liability - Claims-Made						
21. Financial Guaranty/Mortgage Guaranty						
22. Warranty						
23. Totals	81,996			138,553		

SECTION 2

Years in Which Policies Were Issued	INCURRED LOSSES AND DEFENSE AND COST CONTAINMENT EXPENSES REPORTED AT YEAR END (\$000 OMITTED)									
	1 2003	2 2004	3 2005	4 2006	5 2007	6 2008	7 2009	8 2010	9 2011	10 2012
1. Prior.....										
2. 2003.....										
3. 2004.....	XXX									
4. 2005.....	XXX	XXX								
5. 2006.....	XXX	XXX	XX							
6. 2007.....	XXX	XXX	XX	XX						
7. 2008.....	XXX	XXX	XX	XXX	XXX					
8. 2009.....	XXX	XXX	XXX	XXX	XXX	XXX				
9. 2010.....	XXX	XXX	XXX	XXX	XXX	XXX	XXX			
10. 2011.....	XXX	XXX	XXX	XXX	XXX	XXX	XXX	XXX		
11. 2012.....	XXX	XXX	XXX	XXX	XXX	XXX	XXX	XXX	XXX	

SECTION 3

Years in Which Policies Were Issued	BULK AND INCURRED BUT NOT REPORTED RESERVES FOR LOSSES AND DEFENSE AND COST CONTAINMENT EXPENSES AT YEAR END (\$000 OMITTED)									
	1 2003	2 2004	3 2005	4 2006	5 2007	6 2008	7 2009	8 2010	9 2011	10 2012
1. Prior.....										
2. 2003.....										
3. 2004.....	XXX									
4. 2005.....	XXX	XXX								
5. 2006.....	XXX	XXX	XX							
6. 2007.....	XXX	XXX	XX	XX						
7. 2008.....	XXX	XXX	XX	XXX	XXX					
8. 2009.....	XXX	XXX	XXX	XXX	XXX	XXX				
9. 2010.....	XXX	XXX	XXX	XXX	XXX	XXX	XXX			
10. 2011.....	XXX	XXX	XXX	XXX	XXX	XXX	XXX	XXX		
11. 2012.....	XXX	XXX	XXX	XXX	XXX	XXX	XXX	XXX	XXX	

Schedule P - Part 7B - Section 4 - Reinsurance Loss Sensitive Contracts

N O N E

Schedule P - Part 7B - Section 5 - Reinsurance Loss Sensitive Contracts

N O N E

Schedule P - Part 7B - Section 6 - Reinsurance Loss Sensitive Contracts

N O N E

Schedule P - Part 7B - Section 7 - Reinsurance Loss Sensitive Contracts

N O N E

SCHEDULE P INTERROGATORIES

- 1. The following questions relate to yet-to-be-issued Extended Reporting Endorsements (EREs) arising from Death, Disability, or Retirement (DDR) provisions in Medical Professional Liability Claims Made insurance policies. EREs provided for reasons other than DDR are not to be included.
- 1.1 Does the company issue Medical Professional Liability Claims Made insurance policies that provide tail (also known as an extended reporting endorsement, or "ERE") benefits in the event of Death, Disability, or Retirement (DDR) at a reduced charge or at no additional cost? Yes [] No [X]
If the answer to question 1.1 is "no", leave the following questions blank. If the answer to question 1.1 is "yes", please answer the following questions:
- 1.2 What is the total amount of the reserve for that provision (DDR Reserve), as reported, explicitly or not, elsewhere in this statement (in dollars)? \$
- 1.3 Does the company report any DDR reserve as Unearned Premium Reserve per SSAP #65? Yes [] No []
- 1.4 Does the company report any DDR reserve as loss or loss adjustment expense reserve? Yes [] No []
- 1.5 If the company reports DDR reserve as Unearned Premium Reserve, does that amount match the figure on the Underwriting and Investment Exhibit, Part 1A – Recapitulation of all Premiums (Page 7) Column 2, Lines 11.1 plus 11.2? Yes [] No [] N/A []
- 1.6 If the company reports DDR reserve as loss or loss adjustment expense reserve, please complete the following table corresponding to where these reserves are reported in Schedule P:

Years in Which Premiums Were Earned and Losses Were Incurred	DDR Reserve Included in Schedule P, Part 1F, Medical Professional Liability Column 24: Total Net Losses and Expenses Unpaid	
	1 Section 1: Occurrence	2 Section 2: Claims-Made
1.601 Prior		
1.602 2003		
1.603 2004		
1.604 2005		
1.605 2006		
1.606 2007		
1.607 2008		
1.608 2009		
1.609 2010		
1.610 2011		
1.611 2012		
1.612 Totals		

- 2. The definition of allocated loss adjustment expenses (ALAE) and, therefore, unallocated loss adjustment expenses (ULAE) was changed effective January 1, 1998. This change in definition applies to both paid and unpaid expenses. Are these expenses (now reported as "Defense and Cost Containment" and "Adjusting and Other") reported in compliance with these definitions in this statement? Yes [X] No []
- 3. The Adjusting and Other expense payments and reserves should be allocated to the years in which the losses were incurred based on the number of claims reported, closed and outstanding in those years. When allocating Adjusting and Other expense between companies in a group or a pool, the Adjusting and Other expense should be allocated in the same percentage used for the loss amounts and the claim counts. For reinsurers, Adjusting and Other expense assumed should be reported according to the reinsurance contract. For Adjusting and Other expense incurred by reinsurers, or in those situations where suitable claim count information is not available, Adjusting and Other expense should be allocated by a reasonable method determined by the company and described in Interrogatory 7, below. Are they so reported in this Statement? Yes [] No [X]
- 4. Do any lines in Schedule P include reserves that are reported gross of any discount to present value of future payments, and that are reported net of such discounts on Page 10? Yes [] No [X]

If yes, proper disclosure must be made in the Notes to Financial Statements, as specified in the Instructions. Also, the discounts must be reported in Schedule P - Part 1, Columns 32 and 33. Schedule P must be completed gross of non-tabular discounting. Work papers relating to discount calculations must be available for examination upon request.
Discounting is allowed only if expressly permitted by the state insurance department to which this Annual Statement is being filed.

- 5. What were the net premiums in force at the end of the year for:
(in thousands of dollars)

5.1 Fidelity	10
5.2 Surety	

- 6. Claim count information is reported per claim or per claimant (Indicate which) per claim.....
If not the same in all years, explain in Interrogatory 7.
- 7.1 The information provided in Schedule P will be used by many persons to estimate the adequacy of the current loss and expense reserves, among other things. Are there any especially significant events, coverage, retention or accounting changes that have occurred that must be considered when making such analyses? Yes [X] No []
- 7.2 (An extended statement may be attached.)
See Attached.

SCHEDULE P INTERROGATORIES

- 7.2 Certain members of the Farmers P&C Companies participated in an Auto Physical Damage Quota Share Reinsurance Agreement for the years 1994 to 2012. Effective December 31, 2002, the aforementioned members began participating in a 10% All Lines Quota Share Reinsurance Agreement with amendments beginning in 2005, 2007, 2008, 2009, 2010, and 2011. Effective December 31, 2011, the All Lines Quota Share reinsurance agreement was amended and the participation ratio was changed to 20% from 12%. (See Notes to the Financial Statements, 21C).

Selected members of the Farmers P&C Companies participated in a 20% Auto Quota Share Reinsurance Agreement commencing December 31, 2002 and ending December 31, 2004.

SCHEDULE T - PART 2
INTERSTATE COMPACT - EXHIBIT OF PREMIUMS WRITTEN

Allocated by States and Territories

States, Etc.	Direct Business Only					Totals
	1 Life (Group and Individual)	2 Annuities (Group and Individual)	3 Disability Income (Group and Individual)	4 Long-Term Care (Group and Individual)	5 Deposit-Type Contracts	
1. Alabama AL						
2. Alaska AK						
3. Arizona AZ						
4. Arkansas AR						
5. California CA						
6. Colorado CO						
7. Connecticut CT						
8. Delaware DE						
9. District of Columbia DC						
10. Florida FL						
11. Georgia GA						
12. Hawaii HI						
13. Idaho ID						
14. Illinois IL						
15. Indiana IN						
16. Iowa IA						
17. Kansas KS						
18. Kentucky KY						
19. Louisiana LA						
20. Maine ME						
21. Maryland MD						
22. Massachusetts MA						
23. Michigan MI						
24. Minnesota MN						
25. Mississippi MS						
26. Missouri MO						
27. Montana MT						
28. Nebraska NE						
29. Nevada NV						
30. New Hampshire NH						
31. New Jersey NJ						
32. New Mexico NM						
33. New York NY						
34. North Carolina NC						
35. North Dakota ND						
36. Ohio OH						
37. Oklahoma OK						
38. Oregon OR						
39. Pennsylvania PA						
40. Rhode Island RI						
41. South Carolina SC						
42. South Dakota SD						
43. Tennessee TN						
44. Texas TX						
45. Utah UT						
46. Vermont VT						
47. Virginia VA						
48. Washington WA						
49. West Virginia WV						
50. Wisconsin WI						
51. Wyoming WY						
52. American Samoa AS						
53. Guam GU						
54. Puerto Rico PR						
55. U.S. Virgin Islands VI						
56. Northern Mariana Islands MP						
57. Canada CAN						
58. Aggregate Other Alien OT						
59. Total						

NONE

ANNUAL STATEMENT FOR THE YEAR 2012 OF THE FARMERS INSURANCE OF COLUMBUS, INC.

SCHEDULE Y

PART 1A - DETAIL OF INSURANCE HOLDING COMPANY SYSTEM

1	2	3	4	5	6	7	8	9	10	11	12	13	14	15
Group Code	Group Name	NAIC Company Code	Federal ID Number	Federal RSSD	CIK	Name of Securities Exchange if Publicly Traded (U.S. or International)	Names of Parent, Subsidiaries Or Affiliates	Domiciliary Location	Relationship to Reporting Entity	Directly Controlled by (Name of Entity/Person)	Type of Control (Ownership, Board, Management, Attorney-in-Fact, Influence, Other)	If Control is Ownership Provide Percentage	Ultimate Controlling Entity(ies)/Person(s)	*
		00000					17-40 Direct Limited	GBR	OTH	Endsleigh Insurance Services Limited	Ownership	100.000	Zurich Insurance Group Ltd.	13
		00000	95-4723863				20th Century Insurance Services, Inc.	US	NIA	21st Century Insurance Group	Ownership	100.000	Farmers Insurance Exchange	
.0212	Farmers Insurance Group	25232	22-3398993				21st Century Advantage Insurance Company	US	IA	21st Century North America Insurance Company	Ownership	100.000	Farmers Insurance Exchange	
.0212	Farmers Insurance Group	44245	13-3551577				21st Century Assurance Company	US	IA	Farmers Insurance Exchange	Ownership	80.000	Farmers Insurance Exchange	
.0212	Farmers Insurance Group	44245	13-3551577				21st Century Assurance Company	US	IA	Fire Insurance Exchange	Ownership	10.000	Farmers Insurance Exchange	
.0212	Farmers Insurance Group	44245	13-3551577				21st Century Assurance Company	US	IA	Truck Insurance Exchange	Ownership	10.000	Farmers Insurance Exchange	
.0212	Farmers Insurance Group	10184	22-3337475				21st Century Auto Insurance Company of New Jersey	US	IA	21st Century Centennial Insurance Company	Ownership	100.000	Farmers Insurance Exchange	
.0212	Farmers Insurance Group	36404	95-4136306				21st Century Casualty Company	US	IA	21st Century Insurance Group	Ownership	100.000	Farmers Insurance Exchange	
.0212	Farmers Insurance Group	34789	23-2044095				21st Century Centennial Insurance Company	US	IA	Farmers Insurance Exchange	Ownership	80.000	Farmers Insurance Exchange	
.0212	Farmers Insurance Group	34789	23-2044095				21st Century Centennial Insurance Company	US	IA	Fire Insurance Exchange	Ownership	10.000	Farmers Insurance Exchange	
.0212	Farmers Insurance Group	34789	23-2044095				21st Century Centennial Insurance Company	US	IA	Truck Insurance Exchange	Ownership	10.000	Farmers Insurance Exchange	
.0212	Farmers Insurance Group	43974	13-1967524				21st Century Indemnity Insurance Company	US	IA	21st Century Premier Insurance Company	Ownership	100.000	Farmers Insurance Exchange	
		00000	51-0283170				21st Century Insurance and Financial Services, Inc.	US	NIA	Farmers Insurance Exchange	Ownership	80.000	Farmers Insurance Exchange	
		00000	51-0283170				21st Century Insurance and Financial Services, Inc.	US	NIA	Fire Insurance Exchange	Ownership	10.000	Farmers Insurance Exchange	
		00000	51-0283170				21st Century Insurance and Financial Services, Inc.	US	NIA	Truck Insurance Exchange	Ownership	10.000	Farmers Insurance Exchange	
.0212	Farmers Insurance Group	12963	95-2565072				21st Century Insurance Company	US	IA	21st Century Insurance Group	Ownership	100.000	Farmers Insurance Exchange	
.0212	Farmers Insurance Group	10245	86-0812982				21st Century Insurance Company of the Southwest	US	IA	21st Century Insurance Group	Ownership	100.000	Farmers Insurance Exchange	
		00000	95-1935264				21st Century Insurance Group	US	NIA	Farmers Insurance Exchange	Ownership	80.000	Farmers Insurance Exchange	
		00000	95-1935264				21st Century Insurance Group	US	NIA	Fire Insurance Exchange	Ownership	10.000	Farmers Insurance Exchange	
		00000	95-1935264				21st Century Insurance Group	US	NIA	Truck Insurance Exchange	Ownership	10.000	Farmers Insurance Exchange	
.0212	Farmers Insurance Group	36587	13-3801089				21st Century National Insurance Company	US	IA	21st Century Security Insurance Company	Ownership	100.000	Farmers Insurance Exchange	
.0212	Farmers Insurance Group	32220	13-3333609				21st Century North America Insurance Company	US	IA	Farmers Insurance Exchange	Ownership	80.000	Farmers Insurance Exchange	
.0212	Farmers Insurance Group	32220	13-3333609				21st Century North America Insurance Company	US	IA	Fire Insurance Exchange	Ownership	10.000	Farmers Insurance Exchange	
.0212	Farmers Insurance Group	32220	13-3333609				21st Century North America Insurance Company	US	IA	Truck Insurance Exchange	Ownership	10.000	Farmers Insurance Exchange	
.0212	Farmers Insurance Group	23795	02-0226203				21st Century Pacific Insurance Company	US	IA	Farmers Insurance Exchange	Ownership	80.000	Farmers Insurance Exchange	
.0212	Farmers Insurance Group	23795	02-0226203				21st Century Pacific Insurance Company	US	IA	Fire Insurance Exchange	Ownership	10.000	Farmers Insurance Exchange	
.0212	Farmers Insurance Group	23795	02-0226203				21st Century Pacific Insurance Company	US	IA	Truck Insurance Exchange	Ownership	10.000	Farmers Insurance Exchange	
.0212	Farmers Insurance Group	10710	13-3922232				21st Century Pinnacle Insurance Company	US	IA	21st Century North America Insurance Company	Ownership	100.000	Farmers Insurance Exchange	
.0212	Farmers Insurance Group	22225	95-2743473				21st Century Preferred Insurance Company	US	IA	21st Century Centennial Insurance Company	Ownership	100.000	Farmers Insurance Exchange	
.0212	Farmers Insurance Group	20796	22-1721971				21st Century Premier Insurance Company	US	IA	21st Century Centennial Insurance Company	Ownership	100.000	Farmers Insurance Exchange	
.0212	Farmers Insurance Group	23833	02-0227294				21st Century Security Insurance Company	US	IA	Farmers Insurance Exchange	Ownership	80.000	Farmers Insurance Exchange	
.0212	Farmers Insurance Group	23833	02-0227294				21st Century Security Insurance Company	US	IA	Fire Insurance Exchange	Ownership	10.000	Farmers Insurance Exchange	
.0212	Farmers Insurance Group	23833	02-0227294				21st Century Security Insurance Company	US	IA	Truck Insurance Exchange	Ownership	10.000	Farmers Insurance Exchange	
.0212	Farmers Insurance Group	43761	95-4232263				21st Century Superior Insurance Company	US	IA	21st Century North America Insurance Company	Ownership	100.000	Farmers Insurance Exchange	
		00000					2Plan Group Limited	GBR	OTH	Openwork Independent Solutions Limited	Ownership	100.000	Zurich Insurance Group Ltd.	13
		00000					2Plan Limited	GBR	OTH	Openwork Independent Solutions Limited	Ownership	100.000	Zurich Insurance Group Ltd.	13
		00000					2Plan Wealth Management Limited	GBR	OTH	Openwork Independent Solutions Limited	Ownership	100.000	Zurich Insurance Group Ltd.	13
		00000	99-0215429				50th State Risk Management Services, Inc.	US	NIA	Hawaii Insurance Consultants, Ltd.	Ownership	100.000	Farmers Insurance Exchange	

ANNUAL STATEMENT FOR THE YEAR 2012 OF THE FARMERS INSURANCE OF COLUMBUS, INC.

SCHEDULE Y

PART 1A - DETAIL OF INSURANCE HOLDING COMPANY SYSTEM

1	2	3	4	5	6	7	8	9	10	11	12	13	14	15
Group Code	Group Name	NAIC Company Code	Federal ID Number	Federal RSSD	CIK	Name of Securities Exchange if Publicly Traded (U.S. or International)	Names of Parent, Subsidiaries Or Affiliates	Domiciliary Location	Relationship to Reporting Entity	Directly Controlled by (Name of Entity/Person)	Type of Control (Ownership, Board, Management, Attorney-in-Fact, Influence, Other)	If Control is Ownership Provide Percentage	Ultimate Controlling Entity(ies)/Person(s)	*
		.00000					Access Franchise Management Limited	GBR	OTH	Zurich Assurance Ltd	Ownership	100.000	Zurich Insurance Group Ltd.	13
		.00000					ACN 000 141 051 Ltd.	AUS	OTH	Zurich Financial Services Australia Limited	Ownership	100.000	Zurich Insurance Group Ltd.	13
		.00000					Activita Care Management AG	CHE	OTH	Zurich Versicherungs-Gesellschaft AG	Ownership	30.000	Zurich Insurance Group Ltd.	13
		.00000					ADAC Autoversicherung AG	DEU	OTH	Zurich Beteiligungs-Aktiengesellschaft (Deutschland)	Ownership	51.000	Zurich Insurance Group Ltd.	13
		.00000					Adjuvantz Inc.	CAN	OTH	World Travel Protection Canada Inc.	Ownership	100.000	Zurich Insurance Group Ltd.	13
		.00000					Afterland Limited	GBR	OTH	Zurich Assurance Ltd	Ownership	100.000	Zurich Insurance Group Ltd.	13
		.00000					AG Haus der Wirtschaft	CHE	OTH	Zurich Versicherungs-Gesellschaft AG	Ownership	8.163	Zurich Insurance Group Ltd.	13
		.00000					AIDE Asistencia Seguros y Reaseguros, S.A. - Sociedad Uniper	ESP	OTH	Zurich Insurance plc, Sucursal en Espana	Ownership	100.000	Zurich Insurance Group Ltd.	13
		.00000					Albert Road 1 UK Limited	GBR	OTH	Zurich Assurance Ltd	Ownership	100.000	Zurich Insurance Group Ltd.	13
		.00000					Albert Road 2 UK Limited	GBR	OTH	Zurich Assurance Ltd	Ownership	100.000	Zurich Insurance Group Ltd.	13
		.00000					Allied Dunbar (Staff Pension Plan) Trustee Limited	GBR	OTH	Allied Dunbar Assurance plc	Ownership	100.000	Zurich Insurance Group Ltd.	13
		.00000					Allied Dunbar Asset Management plc	GBR	OTH	Allied Dunbar Assurance plc	Ownership	99.999	Zurich Insurance Group Ltd.	13
		.00000					Allied Dunbar Asset Management plc	GBR	OTH	Zurich Trustee Company (UK) Limited	Ownership	0.001	Zurich Insurance Group Ltd.	13
		.00000					Allied Dunbar Assurance plc	GBR	OTH	Zurich Financial Services (UKISA) Limited	Ownership	100.000	Zurich Insurance Group Ltd.	13
		.00000					Allied Dunbar Financial Services Limited	GBR	OTH	Allied Dunbar Assurance plc	Ownership	100.000	Zurich Insurance Group Ltd.	13
		.00000					Allied Dunbar Healthcare Marketing Limited	GBR	OTH	Allied Dunbar Assurance plc	Ownership	100.000	Zurich Insurance Group Ltd.	13
		.00000					Allied Dunbar International Fund Managers Limited	GBR	OTH	Allied Dunbar Assurance plc	Ownership	100.000	Zurich Insurance Group Ltd.	13
		.00000					Allied Dunbar International Nominees Limited	GBR	OTH	Zurich Versicherungs-Gesellschaft AG	Ownership	100.000	Zurich Insurance Group Ltd.	13
		.00000					Allied Dunbar Property Services Limited	GBR	OTH	Allied Dunbar International Fund Managers Limited	Ownership	100.000	Zurich Insurance Group Ltd.	13
		.00000					Allied Dunbar Provident plc	GBR	OTH	Allied Dunbar Assurance plc	Ownership	100.000	Zurich Insurance Group Ltd.	13
		.00000					Allied Dunbar Provident plc	GBR	OTH	Allied Dunbar Assurance plc	Ownership	100.000	Zurich Insurance Group Ltd.	13
		.00000					Allied Zurich Holdings Limited	JEY	OTH	Zurich Trustee Company (UK) Limited	Ownership	0.000	Zurich Insurance Group Ltd.	13
		.00000					Allied Zurich Limited	GBR	OTH	Zurich Versicherungs-Gesellschaft AG	Ownership	100.000	Zurich Insurance Group Ltd.	13
		.00000					Allied Zurich Limited	GBR	OTH	Zurich Insurance Group Ltd.	Ownership	100.000	Zurich Insurance Group Ltd.	13
.0212	Zurich U.S. Insurance Pool Group	26247	36-6071400				American Guarantee and Liability Insurance Company	US	OTH	Zurich American Insurance Company	Ownership	100.000	Zurich Insurance Group Ltd.	13
.0212	Farmers Insurance Group	10805	13-3953213				American Pacific Insurance Company, Inc.	US	IA	Farmers Insurance Hawaii, Inc.	Ownership	100.000	Farmers Insurance Exchange	
.0212	Zurich U.S. Insurance Pool Group	40142	36-3141762				American Zurich Insurance Company	US	OTH	Steadfast Insurance Company	Ownership	100.000	Zurich Insurance Group Ltd.	13
		.00000					Anglo American Insurance Company Limited	GBR	OTH	Anglo American Insurance Group (UK) Limited	Ownership	0.000	Zurich Insurance Group Ltd.	13
		.00000					Anglo American Insurance Company Limited	GBR	OTH	Anglo American Insurance Holdings Limited	Ownership	100.000	Zurich Insurance Group Ltd.	13
		.00000					Anglo American Insurance Group (UK) Limited	GBR	OTH	CMSH Limited	Ownership	100.000	Zurich Insurance Group Ltd.	13
		.00000					Anglo American Insurance Holdings Limited	GBR	OTH	Anglo American Insurance Group (UK) Limited	Ownership	100.000	Zurich Insurance Group Ltd.	13
		.00000	59-2029544				Apex Adjustment Bureau, Inc.	US	NIA	Bristol West Holdings, Inc.	Ownership	100.000	Farmers Insurance Exchange	
		.00000					Aquarius Underwriting Managers (Pty) Ltd	ZAF	OTH	Zurich Insurance Company South Africa Limited	Ownership	30.000	Zurich Insurance Group Ltd.	13
		.00000					Ashdale Land and Property Company Limited	GBR	OTH	Zurich Insurance plc	Ownership	100.000	Zurich Insurance Group Ltd.	13
		.00000					Associated Marine Insurers Agents Pty. Limited	AUS	OTH	Zurich Financial Services Australia Limited	Ownership	100.000	Zurich Insurance Group Ltd.	13
.0212	Zurich U.S. Insurance Pool Group	19305	13-6081895				Assurance Company of America	US	OTH	Maryland Casualty Company	Ownership	100.000	Zurich Insurance Group Ltd.	13

ANNUAL STATEMENT FOR THE YEAR 2012 OF THE FARMERS INSURANCE OF COLUMBUS, INC.

SCHEDULE Y

PART 1A - DETAIL OF INSURANCE HOLDING COMPANY SYSTEM

1	2	3	4	5	6	7	8	9	10	11	12	13	14	15
Group Code	Group Name	NAIC Company Code	Federal ID Number	Federal RSSD	CIK	Name of Securities Exchange if Publicly Traded (U.S. or International)	Names of Parent, Subsidiaries Or Affiliates	Domiciliary Location	Relationship to Reporting Entity	Directly Controlled by (Name of Entity/Person)	Type of Control (Ownership, Board, Management, Attorney-in-Fact, Influence, Other)	If Control is Ownership Provide Percentage	Ultimate Controlling Entity(ies)/Person(s)	*
		.0000					Baden-Badener Versicherung Aktiengesellschaft	DEU	OTH	Zurich Beteiligungs-Aktiengesellschaft (Deutschland)	Ownership	100.000	Zurich Insurance Group Ltd.	13
		.0000					Ballykilliane Holdings Limited	IRL	OTH	Zurich Insurance plc	Ownership	100.000	Zurich Insurance Group Ltd.	13
		.0000					Bansabadell Pensiones, E.G.F.P, S.A.	ESP	OTH	Zurich Vida, Compañía de Seguros y Reaseguros, S.A. - Socied	Ownership	50.000	Zurich Insurance Group Ltd.	13
		.0000					Bansabadell Seguros Generales, S.A. de Seguros y Reaseguros	ESP	OTH	Zurich Versicherungs-Gesellschaft AG	Ownership	50.000	Zurich Insurance Group Ltd.	13
		.0000					Bansabadell Vida S.A. de Seguros y Reaseguros	ESP	OTH	Zurich Vida, Compañía de Seguros y Reaseguros, S.A. - Socied	Ownership	50.000	Zurich Insurance Group Ltd.	13
		.0000	65-0221990				Bayview Adjustment Bureau, Inc.	US	NIA	Bristol West Holdings, Inc.	Ownership	100.000	Farmers Insurance Exchange	
		.0000					Benefit Finance Partners, L.L.C.	US	OTH	Zurich Benefit Finance LLC	Ownership	50.000	Zurich Insurance Group Ltd.	13
		.0000	13-4097988				BFP Securities LLC	US	OTH	Benefit Finance Partners, L.L.C.	Ownership	100.000	Zurich Insurance Group Ltd.	13
		.0000					Bizerba GmbH & Co. KG	DEU	OTH	Zurich Deutscher Herold Lebensversicherung Aktiengesellschaft	Ownership	10.000	Zurich Insurance Group Ltd.	13
		.0000					Bonner Akademie Gesellschaft fur DV- und Management-Training	DEU	OTH	Zurich Beteiligungs-Aktiengesellschaft (Deutschland)	Ownership	100.000	Zurich Insurance Group Ltd.	13
		.0000					Bonnfinanz Aktiengesellschaft fur Vermögensberatung und Verm	DEU	OTH	Deutscher Herold Aktiengesellschaft	Ownership	100.000	Zurich Insurance Group Ltd.	13
		.0000					Bonus Pensionskassen Aktiengesellschaft	AUT	OTH	Zurich Versicherungs-Aktiengesellschaft	Ownership	87.500	Zurich Insurance Group Ltd.	13
		.0000					BONUS Vorsorgekasse AG	AUT	OTH	Zurich Versicherungs-Aktiengesellschaft	Ownership	50.000	Zurich Insurance Group Ltd.	13
		.0000					Bristlecourt Limited	GBR	OTH	Zurich Assurance Ltd	Ownership	100.000	Zurich Insurance Group Ltd.	13
.0212	Farmers Insurance Group	.11034	34-1893500				Bristol West Casualty Insurance Company	US	IA	Coast National Insurance Company	Ownership	100.000	Farmers Insurance Exchange	
		.0000	13-3994449				Bristol West Holdings, Inc.	US	NIA	Farmers Insurance Exchange	Ownership	42.000	Farmers Insurance Exchange	
		.0000	13-3994449				Bristol West Holdings, Inc.	US	NIA	Fire Insurance Exchange	Ownership	3.750	Farmers Insurance Exchange	
		.0000	13-3994449				Bristol West Holdings, Inc.	US	NIA	Truck Insurance Exchange	Ownership	6.750	Farmers Insurance Exchange	
		.0000	13-3994449				Bristol West Holdings, Inc.	US	NIA	Mid-Century Insurance Company	Ownership	47.500	Farmers Insurance Exchange	
.0212	Farmers Insurance Group	.19658	38-1865162				Bristol West Insurance Company	US	IA	Coast National Insurance Company	Ownership	100.000	Farmers Insurance Exchange	
		.0000	65-0880876				Bristol West Insurance Services of California, Inc.	US	NIA	Bristol West Holdings, Inc.	Ownership	100.000	Farmers Insurance Exchange	
		.0000	65-0956634				Bristol West Insurance Services of Georgia, Inc.	US	NIA	Bristol West Holdings, Inc.	Ownership	100.000	Farmers Insurance Exchange	
		.0000	65-0935354				Bristol West Insurance Services of Pennsylvania, Inc.	US	NIA	Bristol West Holdings, Inc.	Ownership	100.000	Farmers Insurance Exchange	
		.0000	75-2791620				Bristol West Insurance Services of Texas, Inc.	US	NIA	Bristol West Holdings, Inc.	Ownership	100.000	Farmers Insurance Exchange	
		.0000	65-0616769				Bristol West Insurance Services Inc., of Florida	US	NIA	Bristol West Holdings, Inc.	Ownership	100.000	Farmers Insurance Exchange	
.0212	Farmers Insurance Group	.12774	86-1174452				Bristol West Preferred Insurance Company	US	IA	Bristol West Holdings, Inc.	Ownership	100.000	Farmers Insurance Exchange	
		.0000	65-0919338				BWIS of Nevada, Inc.	US	NIA	Bristol West Holdings, Inc.	Ownership	100.000	Farmers Insurance Exchange	
		.0000					CAN Seguros Generales SA	ESP	OTH	Zurich Versicherungs-Gesellschaft AG	Ownership	50.000	Zurich Insurance Group Ltd.	13
		.0000					Cayley Aviation Ltd.	BMU	OTH	Zurich Insurance Company Ltd, Bermuda Branch	Ownership	100.000	Zurich Insurance Group Ltd.	13
		.0000					Centre Financial Services Holdings Limited	BMU	OTH	Centre Group Holdings Limited	Ownership	100.000	Zurich Insurance Group Ltd.	13
		.0000	13-4038482				Centre Group Holdings (U.S.) Limited	US	OTH	Centre Solutions (Bermuda) Limited	Ownership	100.000	Zurich Insurance Group Ltd.	13
		.0000					Centre Group Holdings Limited	BMU	OTH	CMSH Limited	Ownership	100.000	Zurich Insurance Group Ltd.	13
.0212	CMSH Limited Group	.34649	13-2653231				Centre Insurance Company	US	OTH	Centre Solutions (U.S.) Limited	Ownership	100.000	Zurich Insurance Group Ltd.	13
		.0000					Centre Insurance International Company	IRL	OTH	Centre Solutions (Bermuda) Limited	Ownership	100.000	Zurich Insurance Group Ltd.	13
		.0000					Centre Kate Inc. 1	US	OTH	Zurich Structured Finance, Inc.	Ownership	100.000	Zurich Insurance Group Ltd.	13
		.0000					Centre Kate Inc. 2	US	OTH	Zurich Structured Finance, Inc.	Ownership	100.000	Zurich Insurance Group Ltd.	13
.0212	CMSH Limited Group	.80896	04-1589940				Centre Life Insurance Company	US	OTH	Centre Solutions (U.S.) Limited	Ownership	100.000	Zurich Insurance Group Ltd.	13

ANNUAL STATEMENT FOR THE YEAR 2012 OF THE FARMERS INSURANCE OF COLUMBUS, INC.

SCHEDULE Y

PART 1A - DETAIL OF INSURANCE HOLDING COMPANY SYSTEM

1	2	3	4	5	6	7	8	9	10	11	12	13	14	15
Group Code	Group Name	NAIC Company Code	Federal ID Number	Federal RSSD	CIK	Name of Securities Exchange if Publicly Traded (U.S. or International)	Names of Parent, Subsidiaries Or Affiliates	Domiciliary Location	Relationship to Reporting Entity	Directly Controlled by (Name of Entity/Person)	Type of Control (Ownership, Board, Management, Attorney-in-Fact, Influence, Other)	If Control is Ownership Provide Percentage	Ultimate Controlling Entity(ies)/Person(s)	*
		.00000	AA-3190673				Centre Reinsurance (U.S.) Limited	..BMU	..OTH	Centre Group Holdings (U.S.) Limited	Ownership	100.000	Zurich Insurance Group Ltd.	13
		.00000					Centre Reinsurance International Company	..JRL	..OTH	Centre Solutions (Bermuda) Limited	Ownership	99.998	Zurich Insurance Group Ltd.	13
		.00000					Centre Reinsurance International Company	..JRL	..OTH	Orange Stone Reinsurance	Ownership	0.002	Zurich Insurance Group Ltd.	13
		.00000					Centre Solutions (Bermuda) Limited	..BMU	..OTH	Centre Group Holdings Limited	Ownership	100.000	Zurich Insurance Group Ltd.	13
		.00000	AA-3190822				Centre Solutions (U.S.) Limited	..BMU	..OTH	Centre Group Holdings (U.S.) Limited	Ownership	100.000	Zurich Insurance Group Ltd.	13
		.00000					Chilena Consolidada Seguros de Vida S.A.	..CHL	..OTH	Inversiones Suizo Chilena S.A.	Ownership	98.977	Zurich Insurance Group Ltd.	13
		.00000					Chilena Consolidada Seguros Generales S.A.			Chilena Consolidada Seguros de Vida S.A.				
		.00000	AA-2280100		196453	Bolsa de Comercio de Santiago	Chilena Consolidada Seguros Generales S.A.	..CHL	..OTH		Ownership	7.405	Zurich Insurance Group Ltd.	13
		.00000	AA-2280100		196453	Bolsa de Comercio de Santiago	Chilena Consolidada Seguros Generales S.A.	..CHL	..OTH	Inversiones Suizo Chilena S.A.	Ownership	82.732	Zurich Insurance Group Ltd.	13
		.00000					City of London Insurance Company Limited	..GBR	..OTH	Eagle Star Insurance Company Limited	Ownership	100.000	Zurich Insurance Group Ltd.	13
.0212	Farmers Insurance Group	.10315	95-4528269				Civic Property & Casualty Co.	..US	..IA	Fire Insurance Exchange	Ownership	80.000	Fire Insurance Exchange	
.0212	Farmers Insurance Group	.10315	95-4528269				Civic Property & Casualty Co.	..US	..IA	Truck Insurance Exchange	Ownership	20.000	Fire Insurance Exchange	
		.00000					CMSH Limited	..BMU	..OTH	Zurich Insurance Company Ltd, Bermuda Branch	Ownership	35.301	Zurich Insurance Group Ltd.	13
		.00000					CMSH Limited	..BMU	..OTH	Zurich Versicherungs-Gesellschaft AG	Ownership	64.699	Zurich Insurance Group Ltd.	13
		.00000	76-0543593				Coast National General Agency, Inc.	..US	..NIA	Bristol West Holdings, Inc.	Ownership	100.000	Farmers Insurance Exchange	
		.00000	33-0246699				Coast National Holding Company	..US	..NIA	Bristol West Holdings, Inc.	Ownership	100.000	Farmers Insurance Exchange	
.0212	Farmers Insurance Group	.25089	33-0246701				Coast National Insurance Company	..US	..IA	Coast National Holding Company	Ownership	100.000	Farmers Insurance Exchange	
		.00000			0000034431	"Second Marché" part of EURONEXT PARIS stock exchange since 1987	COFITEM-COFIMUR	..FRA	..OTH	Zurich Versicherungs-Gesellschaft AG	Ownership	12.405	Zurich Insurance Group Ltd.	13
.0212	Zurich U.S. Insurance Pool Group	.34347	52-1096670				Colonial American Casualty and Surety Company	..US	..OTH	Fidelity and Deposit Company of Maryland	Ownership	100.000	Zurich Insurance Group Ltd.	13
		.00000					Community Trust Services Limited	..GBR	..OTH	Zurich Community Trust (UK) Limited	Ownership	99.000	Zurich Insurance Group Ltd.	13
		.00000					Community Trust Services Limited	..GBR	..OTH	Zurich Financial Services (UKISA)	Ownership	1.000	Zurich Insurance Group Ltd.	13
		.00000					Concisa Vorsorgeberatung und Management AG	..AUT	..OTH	Nominees Limited	Ownership	100.000	Zurich Insurance Group Ltd.	13
		.00000					Concourse Skelmersdale Limited	..GBR	..OTH	Bonus Pensionskassen Aktiengesellschaft	Ownership	100.000	Zurich Insurance Group Ltd.	13
		.00000					Conduit Street Properties Limited	..GBR	..OTH	Zurich Financial Services (UKISA) Limited	Ownership	100.000	Zurich Insurance Group Ltd.	13
		.00000					CP Holding Limited	..VGB	..OTH	Zurich Assurance Ltd	Ownership	100.000	Zurich Insurance Group Ltd.	13
		.00000					Cramson (Malaysia) Bhd	..MYS	..OTH	Zurich Insurance Company Ltd, Bermuda Branch	Ownership	100.000	Zurich Insurance Group Ltd.	13
		.00000					Crimpland Limited	..GBR	..OTH	MCIS Zurich Insurance Berhad	Ownership	100.000	Zurich Insurance Group Ltd.	13
		.00000	13-3971194				Crown Management Services Limited	..US	..OTH	Zurich Assurance Ltd	Ownership	100.000	Zurich Insurance Group Ltd.	13
		.00000					CTH Affordable Housing Corporation	..US	..OTH	CMSH Limited	Ownership	100.000	Zurich Insurance Group Ltd.	13
		.00000					CTH Affordable Housing Investor, Inc.	..US	..OTH	Zurich Structured Finance, Inc.	Ownership	100.000	Zurich Insurance Group Ltd.	13
		.00000					CTH AHP Corporation	..US	..OTH	CTH Affordable Housing Corporation	Ownership	100.000	Zurich Insurance Group Ltd.	13
		.00000					CTH MHP, L.L.C.	..US	..OTH	CTH Affordable Housing Corporation	Ownership	100.000	Zurich Insurance Group Ltd.	13
		.00000					CTH Special General Partner, Inc.	..US	..OTH	CTH Affordable Housing Investor, Inc.	Ownership	100.000	Zurich Insurance Group Ltd.	13
		.00000					CTH WNC, Inc.	..US	..OTH	CTH Affordable Housing Corporation	Ownership	100.000	Zurich Insurance Group Ltd.	13
		.00000					CTH/Landmark SLP, Inc.	..US	..OTH	CTH Affordable Housing Corporation	Ownership	100.000	Zurich Insurance Group Ltd.	13
		.00000					Cursud N.V.	..ANT	..OTH	CTH Affordable Housing Corporation	Ownership	100.000	Zurich Insurance Group Ltd.	13
		.00000					DA Deutsche Allgemeine Versicherung Aktiengesellschaft	..DEU	..OTH	Zurich Versicherungs-Gesellschaft AG	Ownership	100.000	Zurich Insurance Group Ltd.	13
		.00000					DB Vita S.A.	..LUX	..OTH	Zurich Beteiligungs-Aktiengesellschaft (Deutschland)	Ownership	25.000	Zurich Insurance Group Ltd.	13
		.00000					Delta Wetlands Properties	..US	..OTH	Deutscher Herold Aktiengesellschaft	Ownership	50.000	Zurich Insurance Group Ltd.	13
		.00000					Delta Wetlands Properties	..US	..OTH	KLMLP 2, LLC	Ownership	50.000	Zurich Insurance Group Ltd.	13
		.00000					Delta Wetlands Properties	..US	..OTH	KLMLP 3, LLC	Ownership	50.000	Zurich Insurance Group Ltd.	13

ANNUAL STATEMENT FOR THE YEAR 2012 OF THE FARMERS INSURANCE OF COLUMBUS, INC.

SCHEDULE Y

PART 1A - DETAIL OF INSURANCE HOLDING COMPANY SYSTEM

1	2	3	4	5	6	7	8	9	10	11	12	13	14	15
Group Code	Group Name	NAIC Company Code	Federal ID Number	Federal RSSD	CIK	Name of Securities Exchange if Publicly Traded (U.S. or International)	Names of Parent, Subsidiaries Or Affiliates	Domiciliary Location	Relationship to Reporting Entity	Directly Controlled by (Name of Entity/Person)	Type of Control (Ownership, Board, Management, Attorney-in-Fact, Influence, Other)	If Control is Ownership Provide Percentage	Ultimate Controlling Entity(ies)/Person(s)	*
		.00000					Deutsche Wohnen AG	.DEU	.OTH	Zurich Deutscher Herold Lebensversicherung Aktiengesellschaft	Ownership	5.748	Zurich Insurance Group Ltd.	13
		.00000					Deutsche Zurich Pensiones, Entidad Gestora de Fondos de Pens	.ESP	.OTH	Zurich Vida, Compañía de Seguros y Reaseguros, S.A. - Sociedad Zurich Beteiligungs-Aktiengesellschaft (Deutschland)	Ownership	50.000	Zurich Insurance Group Ltd.	13
		.00000					Deutscher Herold Aktiengesellschaft	.DEU	.OTH	Deutscher Herold Aktiengesellschaft	Ownership	79.826	Zurich Insurance Group Ltd.	13
		.00000					Deutscher Pensionsfonds Aktiengesellschaft	.DEU	.OTH	Deutscher Herold Aktiengesellschaft	Ownership	74.900	Zurich Insurance Group Ltd.	13
		.00000					Deutsches Institut für Altersvorsorge GmbH	.DEU	.OTH	Deutscher Herold Aktiengesellschaft	Ownership	22.000	Zurich Insurance Group Ltd.	13
		.00000	06-1427246				Disability Management Services, Inc.	.US	.OTH	Centre Group Holdings (U.S.) Limited	Ownership	40.000	Zurich Insurance Group Ltd.	13
		.00000					Dunbar Assets plc	.GBR	.OTH	Zurich Bank	Ownership	100.000	Zurich Insurance Group Ltd.	13
		.00000					Dunbar Nominees Limited	.GBR	.OTH	Dunbar Assets plc	Ownership	100.000	Zurich Insurance Group Ltd.	13
		.00000					Dunbar Sports and Social Club Limited	.GBR	.OTH	Allied Dunbar Assurance plc	Ownership	100.000	Zurich Insurance Group Ltd.	13
		.00000					Eagle Star (Leasing) Limited	.GBR	.OTH	Zurich Assurance Ltd	Ownership	100.000	Zurich Insurance Group Ltd.	13
		.00000					Eagle Star (Malta) Limited	.MLT	.OTH	Zurich Assurance Ltd	Ownership	100.000	Zurich Insurance Group Ltd.	13
		.00000					Eagle Star Computer Services Limited	.GBR	.OTH	Zurich Assurance Ltd	Ownership	100.000	Zurich Insurance Group Ltd.	13
		.00000					Eagle Star Direct (Camberley) Limited	.GBR	.OTH	Zurich Insurance Company (U.K.) Limited	Ownership	100.000	Zurich Insurance Group Ltd.	13
		.00000					Eagle Star Direct Services Limited	.GBR	.OTH	Zurich UK General Services Limited	Ownership	100.000	Zurich Insurance Group Ltd.	13
		.00000					Eagle Star Estates Limited	.GBR	.OTH	Zurich Assurance Ltd	Ownership	100.000	Zurich Insurance Group Ltd.	13
		.00000					Eagle Star European Life Assurance Company Limited	.IRL	.OTH	Zurich Life Assurance plc	Ownership	100.000	Zurich Insurance Group Ltd.	13
		.00000					Eagle Star Executives Pension Trustee Limited	.GBR	.OTH	Zurich Financial Services (UKISA) Limited	Ownership	100.000	Zurich Insurance Group Ltd.	13
		.00000					Eagle Star Farms Limited	.GBR	.OTH	Zurich Assurance Ltd	Ownership	100.000	Zurich Insurance Group Ltd.	13
		.00000					Eagle Star Forests Limited	.GBR	.OTH	Zurich Assurance Ltd	Ownership	100.000	Zurich Insurance Group Ltd.	13
		.00000					Eagle Star Fund Services Limited	.IRL	.OTH	Zurich Life Assurance plc	Ownership	100.000	Zurich Insurance Group Ltd.	13
		.00000					Eagle Star Group Holdings Limited	.GBR	.OTH	Eagle Star Holdings Limited	Ownership	100.000	Zurich Insurance Group Ltd.	13
		.00000					Eagle Star Group Services Limited	.GBR	.OTH	Eagle Star Holdings Limited	Ownership	100.000	Zurich Insurance Group Ltd.	13
		.00000					Eagle Star Holding Company of Ireland	.IRL	.OTH	Eagle Star Group Holdings Limited	Ownership	0.000	Zurich Insurance Group Ltd.	13
		.00000					Eagle Star Holding Company of Ireland	.IRL	.OTH	Zurich Assurance Ltd	Ownership	100.000	Zurich Insurance Group Ltd.	13
		.00000					Eagle Star Holdings Limited	.GBR	.OTH	Zurich Financial Services (UKISA) Limited	Ownership	100.000	Zurich Insurance Group Ltd.	13
		.00000					Eagle Star Insurance Company Limited	.GBR	.OTH	Zurich Insurance plc	Ownership	100.000	Zurich Insurance Group Ltd.	13
		.00000					Eagle Star International Services (Ireland) Limited	.IRL	.OTH	Eagle Star Holding Company of Ireland	Ownership	0.000	Zurich Insurance Group Ltd.	13
		.00000					Eagle Star International Services (Ireland) Limited	.IRL	.OTH	Eagle Star Holdings Limited	Ownership	100.000	Zurich Insurance Group Ltd.	13
		.00000					Eagle Star Loans Limited	.GBR	.OTH	Zurich Assurance Ltd	Ownership	100.000	Zurich Insurance Group Ltd.	13
		.00000					Eagle Star Mortgages Limited	.GBR	.OTH	Zurich Assurance Ltd	Ownership	100.000	Zurich Insurance Group Ltd.	13
		.00000					Eagle Star Securities Limited	.GBR	.OTH	Zurich Insurance plc	Ownership	100.000	Zurich Insurance Group Ltd.	13
		.00000					Eagle Star Software Development Company Limited	.IRL	.OTH	Zurich Life Assurance plc	Ownership	100.000	Zurich Insurance Group Ltd.	13
		.00000					Edilspettacolo SRL	.ITA	.OTH	Zurich Insurance Company Ltd - Rappresentanza Generale per I	Ownership	35.712	Zurich Insurance Group Ltd.	13
.0212	Zurich U.S. Insurance Pool Group	.21326	47-6022701				Empire Fire and Marine Insurance Company	.US	.OTH	Zurich American Insurance Company	Ownership	100.000	Zurich Insurance Group Ltd.	13
.0212	Zurich U.S. Insurance Pool Group	.21334	73-6091717				Empire Indemnity Insurance Company	.US	.OTH	Zurich American Insurance Company	Ownership	100.000	Zurich Insurance Group Ltd.	13
		.00000					Employee Services Limited	.GBR	.OTH	Allied Dunbar Financial Services Limited	Ownership	100.000	Zurich Insurance Group Ltd.	13
		.00000					Endsleigh Communications Limited	.GBR	.OTH	Endsleigh Insurance Services Limited	Ownership	100.000	Zurich Insurance Group Ltd.	13
		.00000					Endsleigh Developments Limited	.GBR	.OTH	Endsleigh Insurance Services Limited	Ownership	100.000	Zurich Insurance Group Ltd.	13

ANNUAL STATEMENT FOR THE YEAR 2012 OF THE FARMERS INSURANCE OF COLUMBUS, INC.

SCHEDULE Y

PART 1A - DETAIL OF INSURANCE HOLDING COMPANY SYSTEM

1	2	3	4	5	6	7	8	9	10	11	12	13	14	15
Group Code	Group Name	NAIC Company Code	Federal ID Number	Federal RSSD	CIK	Name of Securities Exchange if Publicly Traded (U.S. or International)	Names of Parent, Subsidiaries Or Affiliates	Domiciliary Location	Relationship to Reporting Entity	Directly Controlled by (Name of Entity/Person)	Type of Control (Ownership, Board, Management, Attorney-in-Fact, Influence, Other)	If Control is Ownership Provide Percentage	Ultimate Controlling Entity(ies)/Person(s)	*
		.00000					Endsleigh General Trading Limited	GBR	OTH	Endsleigh Insurance Services Limited	Ownership	100.000	Zurich Insurance Group Ltd.	13
		.00000					Endsleigh Independent Financial Services Limited	GBR	OTH	Endsleigh Insurance Services Limited	Ownership	100.000	Zurich Insurance Group Ltd.	13
		.00000					Endsleigh Insurance Services Limited	GBR	OTH	Endsleigh Limited	Ownership	100.000	Zurich Insurance Group Ltd.	13
		.00000					Endsleigh Insurances (Brokers) Limited	GBR	OTH	Endsleigh Insurance Services Limited	Ownership	100.000	Zurich Insurance Group Ltd.	13
		.00000					Endsleigh Law Limited	GBR	OTH	Endsleigh Insurance Services Limited	Ownership	100.000	Zurich Insurance Group Ltd.	13
		.00000					Endsleigh Leasing Limited	GBR	OTH	Endsleigh Insurance Services Limited	Ownership	100.000	Zurich Insurance Group Ltd.	13
		.00000					Endsleigh Life & Pensions Limited	GBR	OTH	Endsleigh Insurance Services Limited	Ownership	100.000	Zurich Insurance Group Ltd.	13
		.00000					Endsleigh Limited	GBR	OTH	Zurich Holdings (UK) Limited	Ownership	100.000	Zurich Insurance Group Ltd.	13
		.00000					Endsleigh Pension Trustee Limited	GBR	OTH	Endsleigh Insurance Services Limited	Ownership	100.000	Zurich Insurance Group Ltd.	13
		.00000					Endsleigh Promotions Limited	GBR	OTH	Endsleigh Insurance Services Limited	Ownership	100.000	Zurich Insurance Group Ltd.	13
		.00000					Endsleigh Shopfitting Limited	GBR	OTH	Endsleigh Insurance Services Limited	Ownership	100.000	Zurich Insurance Group Ltd.	13
		.00000					Endsleigh Trustee Services Limited	GBR	OTH	Endsleigh Insurance Services Limited	Ownership	100.000	Zurich Insurance Group Ltd.	13
		.00000					ES (Leeds) Nominee Limited	GBR	OTH	Zurich Assurance Ltd	Ownership	100.000	Zurich Insurance Group Ltd.	13
		.00000					ES (Walsall) Nominee Limited	GBR	OTH	Zurich Assurance Ltd	Ownership	100.000	Zurich Insurance Group Ltd.	13
		.00000					ES Camberley Nominee 1 Limited	GBR	OTH	Zurich Assurance Ltd	Ownership	100.000	Zurich Insurance Group Ltd.	13
		.00000					ES Camberley Nominee 2 Limited	GBR	OTH	Zurich Assurance Ltd	Ownership	100.000	Zurich Insurance Group Ltd.	13
		.00000					ES Cannock Nominee 1 Limited	GBR	OTH	Zurich Assurance Ltd	Ownership	100.000	Zurich Insurance Group Ltd.	13
		.00000					ES Cannock Nominee 2 Limited	GBR	OTH	Zurich Assurance Ltd	Ownership	100.000	Zurich Insurance Group Ltd.	13
		.00000					ES Coventry Nominee 1 Limited	GBR	OTH	Zurich Assurance Ltd	Ownership	100.000	Zurich Insurance Group Ltd.	13
		.00000					ES Coventry Nominee 2 Limited	GBR	OTH	Zurich Assurance Ltd	Ownership	100.000	Zurich Insurance Group Ltd.	13
		.00000					ES Dudley Nominee 1 Limited	GBR	OTH	Zurich Assurance Ltd	Ownership	100.000	Zurich Insurance Group Ltd.	13
		.00000					ES Dudley Nominee 2 Limited	GBR	OTH	Zurich Assurance Ltd	Ownership	100.000	Zurich Insurance Group Ltd.	13
		.00000					ES Hoddesdon Nominee 1 Limited	GBR	OTH	Zurich Assurance Ltd	Ownership	100.000	Zurich Insurance Group Ltd.	13
		.00000					ES Hoddesdon Nominee 2 Limited	GBR	OTH	Zurich Assurance Ltd	Ownership	100.000	Zurich Insurance Group Ltd.	13
		.00000					ES Plympton Nominee 1 Limited	GBR	OTH	Zurich Assurance Ltd	Ownership	100.000	Zurich Insurance Group Ltd.	13
		.00000					ES Plympton Nominee 2 Limited	GBR	OTH	Zurich Assurance Ltd	Ownership	100.000	Zurich Insurance Group Ltd.	13
		.00000					ES Ramsgate Nominee 1 Limited	GBR	OTH	Zurich Assurance Ltd	Ownership	100.000	Zurich Insurance Group Ltd.	13
		.00000					ES Ramsgate Nominee 2 Limited	GBR	OTH	Zurich Assurance Ltd	Ownership	100.000	Zurich Insurance Group Ltd.	13
		.00000					ESI Financing Limited	GBR	OTH	Eagle Star Insurance Company Limited	Ownership	0.000	Zurich Insurance Group Ltd.	13
		.00000					ESI Financing Limited	GBR	OTH	Zurich Versicherungs-Gesellschaft AG	Ownership	100.000	Zurich Insurance Group Ltd.	13
.0212	Farmers Insurance Group	10318	95-4528266				Exact Property & Casualty Co.	US	IA	Fire Insurance Exchange	Ownership	80.000	Fire Insurance Exchange	
.0212	Farmers Insurance Group	10318	95-4528266				Exact Property & Casualty Co.	US	IA	Truck Insurance Exchange	Ownership	20.000	Fire Insurance Exchange	
		.00000					Extremus Versicherung-Aktiengesellschaft	DEU	OTH	Zurich Insurance plc Niederlassung fur Deutschland	Ownership	5.000	Zurich Insurance Group Ltd.	13
		.00000	45-3561769				Farmers Family Fund	US	OTH	Farmers Group, Inc.	Ownership	100.000	Zurich Insurance Group Ltd.	12
		.00000	77-0530616				Farmers Financial Solutions, LLC	US	NIA	FFS Holding, LLC	Ownership	100.000	Farmers Insurance Exchange	
		.00000	95-0725935				Farmers Group, Inc.	US	OTH	Zurich Versicherungs-Gesellschaft AG	Ownership	87.900	Zurich Insurance Group Ltd.	12
		.00000	95-0725935				Farmers Group, Inc.	US	OTH	Zurich Insurance Group Ltd.	Ownership	12.100	Zurich Insurance Group Ltd.	12
.0212	Farmers Insurance Group	21598	95-2626387				Farmers Insurance Co. of Arizona	US	IA	Farmers Insurance Exchange	Ownership	70.000	Farmers Insurance Exchange	
.0212	Farmers Insurance Group	21598	95-2626387				Farmers Insurance Co. of Arizona	US	IA	Truck Insurance Exchange	Ownership	20.000	Farmers Insurance Exchange	
.0212	Farmers Insurance Group	21598	95-2626387				Farmers Insurance Co. of Arizona	US	IA	Fire Insurance Exchange	Ownership	10.000	Farmers Insurance Exchange	
.0212	Farmers Insurance Group	21601	95-2626385				Farmers Insurance Company of Idaho	US	IA	Farmers Insurance Exchange	Ownership	80.053	Farmers Insurance Exchange	
.0212	Farmers Insurance Group	21601	95-2626385				Farmers Insurance Company of Idaho	US	IA	Fire Insurance Exchange	Ownership	6.649	Farmers Insurance Exchange	
.0212	Farmers Insurance Group	21601	95-2626385				Farmers Insurance Company of Idaho	US	IA	Truck Insurance Exchange	Ownership	13.298	Farmers Insurance Exchange	
.0212	Farmers Insurance Group	21636	95-2655893				Farmers Insurance Company of Oregon	US	IA	Farmers Insurance Exchange	Ownership	80.000	Farmers Insurance Exchange	
.0212	Farmers Insurance Group	21636	95-2655893				Farmers Insurance Company of Oregon	US	IA	Truck Insurance Exchange	Ownership	20.000	Farmers Insurance Exchange	
.0212	Farmers Insurance Group	21644	95-2655894				Farmers Insurance Company of Washington	US	IA	Fire Insurance Exchange	Ownership	80.000	Fire Insurance Exchange	
.0212	Farmers Insurance Group	21644	95-2655894				Farmers Insurance Company of Washington	US	IA	Truck Insurance Exchange	Ownership	20.000	Fire Insurance Exchange	
.0212	Farmers Insurance Group	21628	48-0609012				Farmers Insurance Company, Inc.	US	IA	Farmers Insurance Exchange	Ownership	90.000	Farmers Insurance Exchange	
.0212	Farmers Insurance Group	21628	48-0609012				Farmers Insurance Company, Inc.	US	IA	Fire Insurance Exchange	Ownership	10.000	Farmers Insurance Exchange	

98.5

ANNUAL STATEMENT FOR THE YEAR 2012 OF THE FARMERS INSURANCE OF COLUMBUS, INC.

SCHEDULE Y

PART 1A - DETAIL OF INSURANCE HOLDING COMPANY SYSTEM

1	2	3	4	5	6	7	8	9	10	11	12	13	14	15
Group Code	Group Name	NAIC Company Code	Federal ID Number	Federal RSSD	CIK	Name of Securities Exchange if Publicly Traded (U.S. or International)	Names of Parent, Subsidiaries Or Affiliates	Domiciliary Location	Relationship to Reporting Entity	Directly Controlled by (Name of Entity/Person)	Type of Control (Ownership, Board, Management, Attorney-in-Fact, Influence, Other)	If Control is Ownership Provide Percentage	Ultimate Controlling Entity(ies)/Person(s)	*
.0212	Farmers Insurance Group	.21652	95-2575893				Farmers Insurance Exchange	US	UDP	See Note 1	Other			
.0212	Farmers Insurance Group	.28487	22-2640040				Farmers Insurance Hawaii, Inc.	US	IA	Farmers Insurance Exchange	Ownership	.80.000	Farmers Insurance Exchange	
.0212	Farmers Insurance Group	.28487	22-2640040				Farmers Insurance Hawaii, Inc.	US	IA	Fire Insurance Exchange	Ownership	.10.000	Farmers Insurance Exchange	
.0212	Farmers Insurance Group	.28487	22-2640040				Farmers Insurance Hawaii, Inc.	US	IA	Truck Insurance Exchange	Ownership	.10.000	Farmers Insurance Exchange	
.0212	Farmers Insurance Group	.36889	31-0956373				Farmers Insurance of Columbus, Inc.	US		Farmers Insurance Exchange	Ownership	.100.000	Farmers Insurance Exchange	
.0212	Farmers Insurance Group	.10806	36-4165395				Farmers New Century Insurance Company	US	IA	Illinois Farmers Insurance Company	Ownership	.100.000	Farmers Insurance Exchange	
.0212	Farmers Insurance Group	.63177	91-0335750				Farmers New World Life Insurance Company	US	OTH	Farmers Group, Inc.	Ownership	.100.000	Zurich Insurance Group Ltd.	.12
.0212	Farmers Insurance Group	.10873	95-4650862				Farmers Reinsurance Company	US	OTH	Farmers Group, Inc.	Ownership	.100.000	Zurich Insurance Group Ltd.	.12
		.00000					Farmers Services Corporation	US	OTH	Farmers Group, Inc.	Ownership	.100.000	Zurich Insurance Group Ltd.	.12
		.00000	95-6048990				Farmers Services Insurance Agency	US	NIA	Truck Insurance Exchange	Ownership	.100.000	Truck Insurance Exchange	
		.00000	35-2281892				Farmers Services, LLC	US	OTH	ZFUS Services, LLC	Ownership	.100.000	Zurich Insurance Group Ltd.	.2
.0212	Farmers Insurance Group	.43699	59-2326047				Farmers Specialty Insurance Company	US	IA	Foremost Insurance Company Grand Rapids, Michigan	Ownership	.100.000	Farmers Insurance Exchange	
.0212	Farmers Insurance Group	.24392	74-1067657				Farmers Texas County Mutual Insurance Company	US	IA	See Note 3	Management		Farmers Insurance Exchange	
		.00000					Farmers Underwriters Association	US	OTH	Farmers Group, Inc.	Ownership	.100.000	Zurich Insurance Group Ltd.	.12
		.00000					Farmers Value Added, Inc.	US	OTH	Farmers Group, Inc.	Ownership	.100.000	Zurich Insurance Group Ltd.	.12
		.00000	27-0342907				FCOA, LLC	US	NIA	Foremost Insurance Company Grand Rapids, Michigan	Ownership	.100.000	Farmers Insurance Exchange	
		.00000	77-0530617				FFS Holding, LLC	US	NIA	Mid-Century Insurance Company	Ownership	.100.000	Farmers Insurance Exchange	
.0212	Zurich U.S. Insurance Pool Group	.39306	13-3046577				Fidelity and Deposit Company of Maryland	US	OTH	Zurich American Insurance Company	Ownership	.100.000	Zurich Insurance Group Ltd.	.13
		.00000					FIG Holding Company	US	OTH	Farmers Group, Inc.	Ownership	.100.000	Zurich Insurance Group Ltd.	.12
		.00000					FIG Leasing Co., Inc.	US	OTH	Farmers Group, Inc.	Ownership	.100.000	Zurich Insurance Group Ltd.	.12
		.00000					Figure Out Limited	GBR	OTH	Openwork Independent Solutions Limited	Ownership	.100.000	Zurich Insurance Group Ltd.	.13
.0212	Farmers Insurance Group	.21660	95-6235715				Fire Insurance Exchange	US	IA	See Note 4	Other			
		.00000	95-2670247				Fire Underwriters Association	US	OTH	Farmers Group, Inc.	Ownership	.100.000	Zurich Insurance Group Ltd.	.12
.0212	Farmers Insurance Group	.29254	38-1721730				Foremost County Mutual Insurance Company	US	IA	See Note 5	Management		Farmers Insurance Exchange	
		.00000	38-2505922				Foremost Express Insurance Agency, Inc.	US	NIA	FCOA, LLC	Ownership	.100.000	Farmers Insurance Exchange	
		.00000	73-0462770				Foremost Financial Services Corporation	US	NIA	FCOA, LLC	Ownership	.100.000	Farmers Insurance Exchange	
.0212	Farmers Insurance Group	.11185	38-1407533				Foremost Insurance Company Grand Rapids, Michigan	US	IA	Farmers Insurance Exchange	Ownership	.80.000	Farmers Insurance Exchange	
.0212	Farmers Insurance Group	.11185	38-1407533				Foremost Insurance Company Grand Rapids, Michigan	US	IA	Fire Insurance Exchange	Ownership	.10.000	Farmers Insurance Exchange	
.0212	Farmers Insurance Group	.11185	38-1407533				Foremost Insurance Company Grand Rapids, Michigan	US	IA	Truck Insurance Exchange	Ownership	.10.000	Farmers Insurance Exchange	
.0212	Farmers Insurance Group	.41688	75-1779175				Foremost Lloyds of Texas	US	IA	See Note 6	Management		Farmers Insurance Exchange	
.0212	Farmers Insurance Group	.11800	35-1604635				Foremost Property & Casualty Insurance Company	US	IA	Foremost Insurance Company Grand Rapids, Michigan	Ownership	.100.000	Farmers Insurance Exchange	
.0212	Farmers Insurance Group	.41513	38-2430150				Foremost Signature Insurance Company	US	IA	Foremost Insurance Company Grand Rapids, Michigan	Ownership	.100.000	Farmers Insurance Exchange	
		.00000					Futuro de Bolivia S.A. Administradora de Fondos de Pensiones	BOL	OTH	Zurich Boliviana Seguros Personales S.A.	Ownership	.8.422	Zurich Insurance Group Ltd.	.13
		.00000					Futuro de Bolivia S.A. Administradora de Fondos de Pensiones	BOL	OTH	Zurich South America Invest AB	Ownership	.71.578	Zurich Insurance Group Ltd.	.13
		.00000					General Surety & Guarantee Co Limited	GBR	OTH	Zurich Insurance Company (U.K.) Limited	Ownership	.100.000	Zurich Insurance Group Ltd.	.13
		.00000					Genevoise, Compagnie Immobiliere SA	CHE	OTH	Zurich Lebensversicherungs-Gesellschaft AG	Ownership	.100.000	Zurich Insurance Group Ltd.	.13
		.00000	65-1142050				GP, LLC	US	NIA	Bristol West Holdings, Inc.	Ownership	.100.000	Farmers Insurance Exchange	
		.00000					Greycaines 1 Jersey Limited	JEY	OTH	Zurich Assurance Ltd	Ownership	.100.000	Zurich Insurance Group Ltd.	.13
		.00000					Greycaines 2 Jersey Limited	JEY	OTH	Zurich Assurance Ltd	Ownership	.100.000	Zurich Insurance Group Ltd.	.13
		.00000					GroomLink Limited	GBR	OTH	Zurich Assurance Ltd	Ownership	.100.000	Zurich Insurance Group Ltd.	.13

ANNUAL STATEMENT FOR THE YEAR 2012 OF THE FARMERS INSURANCE OF COLUMBUS, INC.

SCHEDULE Y

PART 1A - DETAIL OF INSURANCE HOLDING COMPANY SYSTEM

1	2	3	4	5	6	7	8	9	10	11	12	13	14	15
Group Code	Group Name	NAIC Company Code	Federal ID Number	Federal RSSD	CIK	Name of Securities Exchange if Publicly Traded (U.S. or International)	Names of Parent, Subsidiaries Or Affiliates	Domiciliary Location	Relationship to Reporting Entity	Directly Controlled by (Name of Entity/Person)	Type of Control (Ownership, Board, Management, Attorney-in-Fact, Influence, Other)	If Control is Ownership Provide Percentage	Ultimate Controlling Entity(ies)/Person(s)	*
		.0000					Groewood Engineering Limited	GBR	OTH	Zurich Assurance Ltd	Ownership	100.000	Zurich Insurance Group Ltd.	13
		.0000					Groewood Property Holdings Limited	GBR	OTH	Eagle Star Holdings Limited	Ownership	100.000	Zurich Insurance Group Ltd.	13
		.0000	99-0083322				Hawaii Insurance Consultants, Ltd.	US	NIA	Farmers Insurance Exchange	Ownership	80.000	Farmers Insurance Exchange	
		.0000	99-0083322				Hawaii Insurance Consultants, Ltd.	US	NIA	Fire Insurance Exchange	Ownership	10.000	Farmers Insurance Exchange	
		.0000	99-0083322				Hawaii Insurance Consultants, Ltd.	US	NIA	Truck Insurance Exchange	Ownership	10.000	Farmers Insurance Exchange	
		.0000					Hawkcentral Limited	GBR	OTH	Zurich Assurance Ltd	Ownership	100.000	Zurich Insurance Group Ltd.	13
		.0000					Home & Overseas Insurance Company Limited	GBR	OTH	Eagle Star Insurance Company Limited	Ownership	100.000	Zurich Insurance Group Ltd.	13
		.0000	61-1420182				i21 Insurance Services	US	NIA	21st Century Insurance Group	Ownership	100.000	Farmers Insurance Exchange	
.0212	Farmers Insurance Group	.21679	36-2661515				Illinois Farmers Insurance Company	US	IA	Farmers Insurance Exchange	Ownership	100.000	Farmers Insurance Exchange	
		.0000					Innovaconsulting S.r.l.	ITA	OTH	Zuritel S.p.A.	Ownership	40.000	Zurich Insurance Group Ltd.	13
		.0000	65-0881673				Insurance Data Systems, G.P.	US	NIA	Bristol West Holdings, Inc.	Ownership	99.900	Farmers Insurance Exchange	
		.0000	65-0881673				Insurance Data Systems, G.P.	US	NIA	GP, LLC	Ownership	0.100	Farmers Insurance Exchange	
		.0000					INTEGRA Versicherungsdienst GmbH	AUT	OTH	Zurich Versicherungs-Aktiengesellschaft	Ownership	100.000	Zurich Insurance Group Ltd.	13
		.0000					Inversiones Suizo Chilena S.A.	CHL	OTH	Inversiones Suizo-Argentina S.A.	Ownership	0.000	Zurich Insurance Group Ltd.	13
		.0000					Inversiones Suizo Chilena S.A.	CHL	OTH	Zurich Versicherungs-Gesellschaft AG	Ownership	100.000	Zurich Insurance Group Ltd.	13
		.0000					Inversiones Suizo-Argentina S.A.	ARG	OTH	Zurich Lebensversicherungs-Gesellschaft AG	Ownership	5.004	Zurich Insurance Group Ltd.	13
		.0000					Inversiones Suizo-Argentina S.A.	ARG	OTH	Zurich Versicherungs-Gesellschaft AG	Ownership	94.996	Zurich Insurance Group Ltd.	13
		.0000					Inversiones ZS America Dos Limitada	CHL	OTH	Inversiones ZS America SpA	Ownership	100.000	Zurich Insurance Group Ltd.	13
		.0000					Inversiones ZS America SpA	CHL	OTH	Zurich Santander Insurance America, S.L.	Ownership	100.000	Zurich Insurance Group Ltd.	13
		.0000					Inversiones ZS America SpA	CHL	OTH	Zurich Santander Insurance America, S.L.	Ownership	100.000	Zurich Insurance Group Ltd.	13
		.0000					Inversora Alpina, C.A.	VEN	OTH	Zurich Seguros, S.A.	Ownership	100.000	Zurich Insurance Group Ltd.	13
		.0000					Ipsley Street 1 UK Limited	GBR	OTH	Zurich Assurance Ltd	Ownership	100.000	Zurich Insurance Group Ltd.	13
		.0000					Ipsley Street 2 UK Limited	GBR	OTH	Zurich Assurance Ltd	Ownership	100.000	Zurich Insurance Group Ltd.	13
		.0000					Irish National Insurance Company p.l.c.	JRL	OTH	Zurich Insurance plc	Ownership	100.000	Zurich Insurance Group Ltd.	13
		.0000					Isis S.A.	ARG	OTH	Inversiones Suizo-Argentina S.A.	Ownership	60.501	Zurich Insurance Group Ltd.	13
		.0000					Isis S.A.	ARG	OTH	Zurich Versicherungs-Gesellschaft AG	Ownership	39.499	Zurich Insurance Group Ltd.	13
		.0000					IT Innovation Holdings AG	CHE	OTH	Zurich Versicherungs-Gesellschaft AG	Ownership	100.000	Zurich Insurance Group Ltd.	13
		.0000					Jewell Insurance Agency Ltd	GBR	OTH	Woodstock Insurance Brokers Limited	Ownership	100.000	Zurich Insurance Group Ltd.	13
		.0000					Kennet Road 1 UK Limited	GBR	OTH	Zurich Assurance Ltd	Ownership	100.000	Zurich Insurance Group Ltd.	13
		.0000					Kennet Road 2 UK Limited	GBR	OTH	Zurich Assurance Ltd	Ownership	100.000	Zurich Insurance Group Ltd.	13
		.0000					KLMLP 2, LLC	US	OTH	KLMLP, L.P.	Ownership	100.000	Zurich Insurance Group Ltd.	13
		.0000					KLMLP 3, LLC	US	OTH	KLMLP 2, LLC	Ownership	100.000	Zurich Insurance Group Ltd.	13
		.0000					KLMLP, L.P.	US	OTH	Zurich American Corporation	Ownership	75.000	Zurich Insurance Group Ltd.	13
		.0000	38-2336672				Kraft Lake Insurance Agency, Inc.	US	NIA	FCOA, LLC	Ownership	100.000	Farmers Insurance Exchange	
		.0000					L&L PARK 80 INVESTORS LLC	US	OTH	ZI PARK 80 WEST LLC	Ownership	90.000	Zurich Insurance Group Ltd.	13
		.0000					Farmers New World Life Insurance Company							
.0212	Farmers Insurance Group	.12888	20-5623867				Leschi Life Assurance Company	US	OTH		Ownership	100.000	Zurich Insurance Group Ltd.	12
		.0000					Logbrook Limited	GBR	OTH	Zurich Assurance Ltd	Ownership	100.000	Zurich Insurance Group Ltd.	13
		.0000					Lordbourne Limited	GBR	OTH	Zurich Assurance Ltd	Ownership	100.000	Zurich Insurance Group Ltd.	13
		.0000					MAAGNET SYSTEMS SDN BHD	MYS	OTH	Zurich Versicherungs-Gesellschaft AG	Ownership	100.000	Zurich Insurance Group Ltd.	13
		.0000					MAAGNET-SSMS SDN BHD	MYS	OTH	MAAGNET SYSTEMS SDN BHD	Ownership	100.000	Zurich Insurance Group Ltd.	13
		.0000					MALAYSIAN ALLIANCE PROPERTY SERVICES SDN BHD	MYS	OTH		Ownership	100.000	Zurich Insurance Group Ltd.	13
		.0000					Malaysian Assurance Alliance Berhad	MYS	OTH	Zurich Versicherungs-Gesellschaft AG	Ownership	100.000	Zurich Insurance Group Ltd.	13
		.0000					Manon Vision Co., Ltd.	THA	OTH	Centre Group Holdings Limited	Ownership	0.001	Zurich Insurance Group Ltd.	13
		.0000					Manon Vision Co., Ltd.	THA	OTH	CMSH Limited	Ownership	0.001	Zurich Insurance Group Ltd.	13
		.0000					Manon Vision Co., Ltd.	THA	OTH	Zurich Versicherungs-Gesellschaft AG	Ownership	99.999	Zurich Insurance Group Ltd.	13
.0212	Zurich U.S. Insurance Pool Group	.19356	52-0403120				Maryland Casualty Company	US	OTH	Zurich American Insurance Company	Ownership	100.000	Zurich Insurance Group Ltd.	13

ANNUAL STATEMENT FOR THE YEAR 2012 OF THE FARMERS INSURANCE OF COLUMBUS, INC.

SCHEDULE Y

PART 1A - DETAIL OF INSURANCE HOLDING COMPANY SYSTEM

1	2	3	4	5	6	7	8	9	10	11	12	13	14	15
Group Code	Group Name	NAIC Company Code	Federal ID Number	Federal RSSD	CIK	Name of Securities Exchange if Publicly Traded (U.S. or International)	Names of Parent, Subsidiaries Or Affiliates	Domiciliary Location	Relationship to Reporting Entity	Directly Controlled by (Name of Entity/Person)	Type of Control (Ownership, Board, Management, Attorney-in-Fact, Influence, Other)	If Control is Ownership Provide Percentage	Ultimate Controlling Entity(ies)/Person(s)	*
		00000					Maunaula Associates, Inc.	US	OTH	Zurich American Corporation	Ownership	100.000	Zurich Insurance Group Ltd.	13
		00000					Mauritian Eagle Insurance Company Limited	MUS	OTH	Zurich Insurance Company South Africa Limited	Ownership	15.000	Zurich Insurance Group Ltd.	13
		00000					MCIS Zurich Insurance Berhad	MYS	OTH	Zurich Asia Holdings Ltd.	Ownership	40.000	Zurich Insurance Group Ltd.	13
		00000					Medidata AG	CHE	OTH	Zurich Versicherungs-Gesellschaft AG	Ownership	8.852	Zurich Insurance Group Ltd.	13
		00000					Mentionland Limited	GBR	OTH	Zurich Assurance Ltd	Ownership	100.000	Zurich Insurance Group Ltd.	13
		00000					Meritclass Investments Limited	GBR	OTH	Zurich Assurance Ltd	Ownership	100.000	Zurich Insurance Group Ltd.	13
		00000					MI Administrators, LLC	US	OTH	FIG Leasing Co., Inc.	Ownership	100.000	Zurich Insurance Group Ltd.	12
.0212	Farmers Insurance Group	21687	95-6016640				Mid-Century Insurance Company	US	IA	Farmers Insurance Exchange	Ownership	80.000	Farmers Insurance Exchange	
.0212	Farmers Insurance Group	21687	95-6016640				Mid-Century Insurance Company	US	IA	Fire Insurance Exchange	Ownership	12.500	Farmers Insurance Exchange	
.0212	Farmers Insurance Group	21687	95-6016640				Mid-Century Insurance Company	US	IA	Truck Insurance Exchange	Ownership	7.500	Farmers Insurance Exchange	
.0212	Farmers Insurance Group	28673	74-2448744				Mid-Century Insurance Company of Texas	US	IA	Farmers Insurance Exchange	Ownership	100.000	Farmers Insurance Exchange	
		00000					Minas Brasil Promotora de Servicos S/A	BRA	OTH	Zurich Minas Brasil Seguros S.A.	Ownership	100.000	Zurich Insurance Group Ltd.	13
		00000					MULTIOTO SERVICES SDN BHD	MYS	OTH	Zurich Versicherungs-Gesellschaft AG	Ownership	100.000	Zurich Insurance Group Ltd.	13
		00000					Navigators and General Insurance Company Limited	GBR	OTH	Zurich Insurance plc	Ownership	100.000	Zurich Insurance Group Ltd.	13
		00000					Nearheath Limited	GBR	OTH	Zurich Assurance Ltd	Ownership	100.000	Zurich Insurance Group Ltd.	13
.0212	Farmers Insurance Group	10317	95-4528264				Neighborhood Spirit Property & Casualty Company	US	IA	Fire Insurance Exchange	Ownership	80.000	Fire Insurance Exchange	
.0212	Farmers Insurance Group	10317	95-4528264				Neighborhood Spirit Property & Casualty Company	US	IA	Truck Insurance Exchange	Ownership	20.000	Fire Insurance Exchange	
		00000					New China Life Insurance Company Limited	CHN	OTH	Zurich Versicherungs-Gesellschaft AG	Ownership	12.512	Zurich Insurance Group Ltd.	13
		00000					NK Zurich Risk Service Co., Ltd.	JPN	OTH	Zurich Insurance Company Limited	Ownership	10.000	Zurich Insurance Group Ltd.	13
.0212	Zurich U.S. Insurance Pool Group	19372	13-5283360				Northern Insurance Company of New York	US	OTH	Maryland Casualty Company	Ownership	100.000	Zurich Insurance Group Ltd.	13
		00000					Oldco B Member Holdings, LLC	US	OTH	Centre Group Holdings (U.S.) Limited	Ownership	100.000	Zurich Insurance Group Ltd.	13
		00000					Omnis Investments Limited	GBR	OTH	Openwork Holdings Limited	Ownership	90.000	Zurich Insurance Group Ltd.	13
		00000					Openwork Access Limited	GBR	OTH	Openwork Holdings Limited	Ownership	100.000	Zurich Insurance Group Ltd.	13
		00000					Openwork Holdings Limited	GBR	OTH	Allied Zurich Holdings Limited	Ownership	99.993	Zurich Insurance Group Ltd.	13
		00000					Openwork Independent Solutions Limited	GBR	OTH	Openwork Holdings Limited	Ownership	100.000	Zurich Insurance Group Ltd.	13
		00000					Openwork Limited	GBR	OTH	Openwork Holdings Limited	Ownership	100.000	Zurich Insurance Group Ltd.	13
		00000					Openwork Market Solutions Limited	GBR	OTH	Openwork Holdings Limited	Ownership	100.000	Zurich Insurance Group Ltd.	13
		00000					Openwork Services Limited	GBR	OTH	Openwork Holdings Limited	Ownership	100.000	Zurich Insurance Group Ltd.	13
		00000	98-0172213				Orange Stone Reinsurance	JRL	OTH	Crown Management Services Limited	Ownership	100.000	Zurich Insurance Group Ltd.	13
		00000					Orion Rechtsschutz-Versicherung AG	CHE	OTH	Zurich Versicherungs-Gesellschaft AG	Ownership	78.000	Zurich Insurance Group Ltd.	13
		00000					Parcelgate Limited	GBR	OTH	Zurich Assurance Ltd	Ownership	100.000	Zurich Insurance Group Ltd.	13
		00000					Perils AG	CHE	OTH	Zurich Versicherungs-Gesellschaft AG	Ownership	11.111	Zurich Insurance Group Ltd.	13
		00000					Prematic Service Corporation (California)	US	OTH	Farmers Group, Inc.	Ownership	100.000	Zurich Insurance Group Ltd.	12
		00000					Prematic Service Corporation (Nevada)	US	OTH	Prematic Service Corporation (California)	Ownership	100.000	Zurich Insurance Group Ltd.	12
		00000					Protektor Lebensversicherungs-AG	DEU	OTH	Zurich Deutscher Herold Lebensversicherung Aktiengesellschaft	Ownership	5.158	Zurich Insurance Group Ltd.	13
		00000	AA-5360007				PT Zurich Insurance Indonesia	IDN	OTH	Zurich Asia Holdings Ltd.	Ownership	4.312	Zurich Insurance Group Ltd.	13
		00000	AA-5360007				PT Zurich Insurance Indonesia	IDN	OTH	Zurich Versicherungs-Gesellschaft AG	Ownership	91.516	Zurich Insurance Group Ltd.	13
		00000					PT Zurich Topas Life	IDN	OTH	Zurich Versicherungs-Gesellschaft AG	Ownership	80.000	Zurich Insurance Group Ltd.	13
		00000					Real Garant Espana S.L.	ESP	OTH	Real Garant GmbH Garantiesysteme	Ownership	100.000	Zurich Insurance Group Ltd.	13
		00000					Real Garant GmbH Garantiesysteme	DEU	OTH	Real Garant Versicherung Aktiengesellschaft	Ownership	100.000	Zurich Insurance Group Ltd.	13
		00000					Real Garant Versicherung Aktiengesellschaft	DEU	OTH	Zurich Beteiligungs-Aktiengesellschaft (Deutschland)	Ownership	100.000	Zurich Insurance Group Ltd.	13
		00000					Red Ruff LLC	US	OTH	ZGM Asset Holding Company (Bermuda) Limited	Ownership	100.000	Zurich Insurance Group Ltd.	13

ANNUAL STATEMENT FOR THE YEAR 2012 OF THE FARMERS INSURANCE OF COLUMBUS, INC.

SCHEDULE Y
PART 1A - DETAIL OF INSURANCE HOLDING COMPANY SYSTEM

1	2	3	4	5	6	7	8	9	10	11	12	13	14	15
Group Code	Group Name	NAIC Company Code	Federal ID Number	Federal RSSD	CIK	Name of Securities Exchange if Publicly Traded (U.S. or International)	Names of Parent, Subsidiaries Or Affiliates	Domiciliary Location	Relationship to Reporting Entity	Directly Controlled by (Name of Entity/Person)	Type of Control (Ownership, Board, Management, Attorney-in-Fact, Influence, Other)	If Control is Ownership Provide Percentage	Ultimate Controlling Entity(ies)/Person(s)	*
		.00000					SA Fire House Limited	ZAF	OTH	Zurich Versicherungs-Gesellschaft AG Zurich Financial Services (UKISA)	Ownership	100.000	Zurich Insurance Group Ltd.	13
		.00000					Sackville Street Limited	GBR	OTH	Limited	Ownership	100.000	Zurich Insurance Group Ltd.	13
		.00000					Santander Brasil Seguros S.A.	BRA	OTH	Santander Seguros S.A.	Ownership	100.000	Zurich Insurance Group Ltd.	13
		.00000					Santander Rio Seguros S.A.	ARG	OTH	Inversiones ZS America SpA	Ownership	4.000	Zurich Insurance Group Ltd.	13
		.00000					Santander Rio Seguros S.A.	ARG	OTH	Zurich Santander Insurance America, S.L.	Ownership	96.000	Zurich Insurance Group Ltd.	13
		.00000					Santander Seguros de Vida S.A.	CHL	OTH	Inversiones ZS America Dos Limitada	Ownership	99.782	Zurich Insurance Group Ltd.	13
		.00000					Santander Seguros de Vida S.A.	CHL	OTH	Inversiones ZS America SpA	Ownership	0.218	Zurich Insurance Group Ltd.	13
		.00000					Santander Seguros Generales S.A.	CHL	OTH	Inversiones ZS America Dos Limitada	Ownership	99.505	Zurich Insurance Group Ltd.	13
		.00000					Santander Seguros Generales S.A.	CHL	OTH	Inversiones ZS America SpA	Ownership	0.495	Zurich Insurance Group Ltd.	13
		.00000					Santander Seguros S.A.	BRA	OTH	Zurich Santander Insurance America, S.L.	Ownership	100.000	Zurich Insurance Group Ltd.	13
		.00000					Santander Seguros Sociedad Anónima	URY	OTH	Zurich Santander Insurance America, S.L.	Ownership	100.000	Zurich Insurance Group Ltd.	13
		.00000					SARL Marofinac	MAR	OTH	Zurich Versicherungs-Gesellschaft AG Zurich Insurance Services (Middle East)	Ownership	100.000	Zurich Insurance Group Ltd.	13
		.00000					Saudi National Insurance Company	BHR	OTH	EC	Ownership	5.000	Zurich Insurance Group Ltd.	13
		.00000					Sceptre Trust Limited	BHS	OTH	Eagle Star Holdings Limited	Ownership	0.000	Zurich Insurance Group Ltd.	13
		.00000					Sceptre Trust Limited	BHS	OTH	Eagle Star Insurance Company Limited	Ownership	100.000	Zurich Insurance Group Ltd.	13
.0212	Farmers Insurance Group	.33120	65-0109120				Security National Insurance Company	US	IA	Bristol West Holdings, Inc.	Ownership	75.000	Farmers Insurance Exchange	
.0212	Farmers Insurance Group	.33120	65-0109120				Security National Insurance Company	US	IA	Insurance Data Systems, G.P.	Ownership	25.000	Farmers Insurance Exchange	
		.00000					Serviaide Assistencia e Servicos, Lda.	PRT	OTH	AIDE Assistencia Seguros y Reaseguros, S.A. - Sociedad Uniper	Ownership	95.000	Zurich Insurance Group Ltd.	13
		.00000					Serviaide Assistencia e Servicos, Lda.	PRT	OTH	Serviaide, S.A. - Sociedad Unipersonal	Ownership	5.000	Zurich Insurance Group Ltd.	13
		.00000					Serviaide, S.A. - Sociedad Unipersonal	ESP	OTH	AIDE Assistencia Seguros y Reaseguros, S.A. - Sociedad Uniper	Ownership	100.000	Zurich Insurance Group Ltd.	13
		.00000					Servizurich S.A. - Sociedad Unipersonal	ESP	OTH	Zurich Insurance plc, Sucursal en Espana	Ownership	100.000	Zurich Insurance Group Ltd.	13
		.00000					Shire Park Limited	GBR	OTH	Zurich Assurance Ltd	Ownership	12.419	Zurich Insurance Group Ltd.	13
		.00000					Societe Continentale d'Investissement Immobilier SA	FRA	OTH	Zurich Assurance Ltd	Ownership	100.000	Zurich Insurance Group Ltd.	13
		.00000					Solentbar Property Investment Limited	GBR	OTH	Zurich Assurance Ltd	Ownership	100.000	Zurich Insurance Group Ltd.	13
		.00000					South African Nucleare Pool Administrators (Property) Limite	ZAF	OTH	Zurich Insurance Company South Africa Limited	Ownership	25.000	Zurich Insurance Group Ltd.	13
		.00000	06-1313326				South County Services Co., Inc.	US	OTH	Sterling Forest LLC	Ownership	100.000	Zurich Insurance Group Ltd.	13
		.00000					Spirecharm Limited	GBR	OTH	Zurich Assurance Ltd	Ownership	100.000	Zurich Insurance Group Ltd.	13
		.00000					Staple Inn Holborn Limited	GBR	OTH	Zurich Financial Services (UKISA)	Ownership	100.000	Zurich Insurance Group Ltd.	13
		.00000					Stareagle Limited	GBR	OTH	Limited	Ownership	100.000	Zurich Insurance Group Ltd.	13
		.00000					Starpatch Investments Limited	GBR	OTH	Zurich Assurance Ltd	Ownership	100.000	Zurich Insurance Group Ltd.	13
.0212	Zurich U.S. Insurance Pool Group	.26387	52-0981481				Steadfast Insurance Company	US	OTH	Zurich American Insurance Company	Ownership	100.000	Zurich Insurance Group Ltd.	13
		.00000					Steadfast Santa Clarita Holdings LLC	US	OTH	Steadfast Insurance Company	Ownership	100.000	Zurich Insurance Group Ltd.	13
		.00000	36-4233459				Sterling Forest LLC	US	OTH	Zurich American Insurance Company	Ownership	99.934	Zurich Insurance Group Ltd.	13
		.00000					Sterling ISA Managers (Nominees) Limited	GBR	OTH	Sterling ISA Managers Limited	Ownership	100.000	Zurich Insurance Group Ltd.	13
		.00000					Sterling ISA Managers Limited	GBR	OTH	Zurich Financial Services (UKISA)	Ownership	100.000	Zurich Insurance Group Ltd.	13
		.00000					Sunley Homes Limited	GBR	OTH	Limited	Ownership	100.000	Zurich Insurance Group Ltd.	13
		.00000					Swaziland Royal Insurance Corporation	SWZ	OTH	Zurich Insurance plc Zurich Insurance Company South Africa Limited	Ownership	9.000	Zurich Insurance Group Ltd.	13

ANNUAL STATEMENT FOR THE YEAR 2012 OF THE FARMERS INSURANCE OF COLUMBUS, INC.

SCHEDULE Y

PART 1A - DETAIL OF INSURANCE HOLDING COMPANY SYSTEM

1	2	3	4	5	6	7	8	9	10	11	12	13	14	15
Group Code	Group Name	NAIC Company Code	Federal ID Number	Federal RSSD	CIK	Name of Securities Exchange if Publicly Traded (U.S. or International)	Names of Parent, Subsidiaries Or Affiliates	Domiciliary Location	Relationship to Reporting Entity	Directly Controlled by (Name of Entity/Person)	Type of Control (Ownership, Board, Management, Attorney-in-Fact, Influence, Other)	If Control is Ownership Provide Percentage	Ultimate Controlling Entity(ies)/Person(s)	*
		.00000					Swiss Insurance Management (Hong Kong) Limited	.HKG	.OTH	Zurich Insurance Holdings (Hong Kong) Limited	Ownership	.99.505	Zurich Insurance Group Ltd.	13
		.00000					Swiss Insurance Management (Hong Kong) Limited	.HKG	.OTH	Zurich Services (Hong Kong) Limited	Ownership	.0.495	Zurich Insurance Group Ltd.	13
		.00000					TCS Loss Adjusters Limited	.GBR	.OTH	Endsleigh Insurance Services Limited	Ownership	.100.000	Zurich Insurance Group Ltd.	13
		.00000					TDG Tele Dienste GmbH	.DEU	.OTH	Zurich Beteiligungs-Aktiengesellschaft (Deutschland)	Ownership	.100.000	Zurich Insurance Group Ltd.	13
		.00000					Techlink Interactive Limited	.GBR	.OTH	Technical Connection Limited	Ownership	.100.000	Zurich Insurance Group Ltd.	13
		.00000					Technical Connection Limited	.GBR	.OTH	Zurich Employment Services Limited	Ownership	.51.000	Zurich Insurance Group Ltd.	13
.0212	Farmers Insurance Group	.21695	94-1663548				Texas Farmers Insurance Company	.US	.IA	Farmers Insurance Exchange	Ownership	.86.280	Farmers Insurance Exchange	
.0212	Farmers Insurance Group	.21695	94-1663548				Texas Farmers Insurance Company	.US	.IA	Mid Century Insurance Company	Ownership	.13.720	Farmers Insurance Exchange	
		.00000					The Liverpool Reversionary Company Limited	.GBR	.OTH	Eagle Star Insurance Company Limited	Ownership	.100.000	Zurich Insurance Group Ltd.	13
		.00000					The Trust Company of Scotland Limited	.GBR	.OTH	Zurich Insurance plc	Ownership	.100.000	Zurich Insurance Group Ltd.	13
		.00000	36-3839542				The Zurich Services Corporation	.US	.OTH	Zurich Holding Company of America, Inc.	Ownership	.100.000	Zurich Insurance Group Ltd.	13
		.00000					TopReport Schadenbesichtigungs GmbH	.AUT	.OTH	Zurich Versicherungs-Aktiengesellschaft	Ownership	.14.286	Zurich Insurance Group Ltd.	13
		.00000					Toscana Uno SPRL	.ITA	.OTH	Zurich Insurance Company Ltd - Rappresentanza Generale per l	Ownership	.50.000	Zurich Insurance Group Ltd.	13
.0212	Farmers Insurance Group	.21709	95-2575892				Truck Insurance Exchange	.US	.IA	See Note 7	Other			
		.00000	95-2670330				Truck Underwriters Association	.US	.OTH	Farmers Group, Inc.	Ownership	.100.000	Zurich Insurance Group Ltd.	13
		.00000					Turegum Immobilien AG	.CHE	.OTH	Zurich Versicherungs-Gesellschaft AG	Ownership	.100.000	Zurich Insurance Group Ltd.	13
.0212	Zurich U.S. Insurance Pool Group	.41181	43-1249228				Universal Underwriters Insurance Company	.US	.OTH	Zurich American Insurance Company	Ownership	.100.000	Zurich Insurance Group Ltd.	13
		.00000	04-3126497				Universal Underwriters Insurance Services, Inc.	.US	.OTH	Zurich Holding Company of America, Inc.	Ownership	.100.000	Zurich Insurance Group Ltd.	13
.0212	Universal Underwriters Life Insurance Company	.70173	43-0824418				Universal Underwriters Life Insurance Company	.US	.OTH	Universal Underwriters Insurance Company	Ownership	.100.000	Zurich Insurance Group Ltd.	13
		.00000					Universal Underwriters of Texas Insurance Company	.US	.OTH	Universal Underwriters Insurance Company	Ownership	.100.000	Zurich Insurance Group Ltd.	13
.0212	Zurich U.S. Insurance Pool Group	.40843	36-3139101				Universal Underwriters Service Corporation	.US	.OTH	Zurich Holding Company of America, Inc.	Ownership	.100.000	Zurich Insurance Group Ltd.	13
		.00000	43-1269296				Vehicle Dealer Solutions, Inc.	.US	.OTH	The Zurich Services Corporation	Ownership	.100.000	Zurich Insurance Group Ltd.	13
		.00000	26-1282208				Veyond Pacific Technology Solutions, LLC	.US	.NIA	Farmers Insurance Hawaii, Inc.	Ownership	.99.920	Farmers Insurance Exchange	
		.00000	20-3821099				Veyond Pacific Technology Solutions, LLC	.US	.NIA	American Pacific Insurance Company, Inc.	Ownership	.0.080	Farmers Insurance Exchange	
		.00000	20-3821011				Veyond Pacific Technology, Inc.	.US	.NIA	Veyond Pacific Technology Solutions, LLC	Ownership	.100.000	Farmers Insurance Exchange	
		.00000	04-3726591				Veyond Technology Solutions, LLC	.US	.NIA	Farmers Insurance Hawaii, Inc.	Ownership	.92.220	Farmers Insurance Exchange	
		.00000	04-3726591				Veyond Technology Solutions, LLC	.US	.NIA	American Pacific Insurance Company, Inc.	Ownership	.7.780	Farmers Insurance Exchange	
		.00000	04-3682284				Vita Lebensversicherungs-Gesellschaft AG	.CHE	.OTH	Veyond Technology Solutions, LLC	Ownership	.100.000	Farmers Insurance Exchange	
		.00000					Western Star Insurance Services, Inc.	.US	.NIA	Zurich Versicherungs-Gesellschaft AG	Ownership	.100.000	Zurich Insurance Group Ltd.	13
		.00000	74-1593853				Women on Wheels Limited	.GBR	.OTH	FCOA, LLC	Ownership	.100.000	Farmers Insurance Exchange	
		.00000					Woodstock Insurance Brokers Limited	.GBR	.OTH	Endsleigh Insurance Services Limited	Ownership	.100.000	Zurich Insurance Group Ltd.	13
		.00000					World Travel Protection Canada Inc.	.CAN	.OTH	Endsleigh Insurance Services Limited	Ownership	.100.000	Zurich Insurance Group Ltd.	13
		.00000					Wren Investments Limited	.GBR	.OTH	Zurich Canadian Holdings Limited	Ownership	.100.000	Zurich Insurance Group Ltd.	13
		.00000					Wrightway Underwriting Limited	.IRL	.OTH	Zurich Whiteley Trust Limited	Ownership	.100.000	Zurich Insurance Group Ltd.	13
		.00000					Z flex Gesellschaft fur Personaldienstleistungen mbH	.DEU	.OTH	Ballykilliane Holdings Limited	Ownership	.100.000	Zurich Insurance Group Ltd.	13
		.00000					Z Nominees Limited	.JEY	.OTH	Zurich Beteiligungs-Aktiengesellschaft (Deutschland)	Ownership	.100.000	Zurich Insurance Group Ltd.	13
		.00000					Z Secretaries Limited	.JEY	.OTH	Zurich Trust Limited	Ownership	.100.000	Zurich Insurance Group Ltd.	13
		.00000								Zurich Trust Limited	Ownership	.100.000	Zurich Insurance Group Ltd.	13

98.10

ANNUAL STATEMENT FOR THE YEAR 2012 OF THE FARMERS INSURANCE OF COLUMBUS, INC.

SCHEDULE Y

PART 1A - DETAIL OF INSURANCE HOLDING COMPANY SYSTEM

1	2	3	4	5	6	7	8	9	10	11	12	13	14	15
Group Code	Group Name	NAIC Company Code	Federal ID Number	Federal RSSD	CIK	Name of Securities Exchange if Publicly Traded (U.S. or International)	Names of Parent, Subsidiaries Or Affiliates	Domiciliary Location	Relationship to Reporting Entity	Directly Controlled by (Name of Entity/Person)	Type of Control (Ownership, Board, Management, Attorney-in-Fact, Influence, Other)	If Control is Ownership Provide Percentage	Ultimate Controlling Entity(ies)/Person(s)	*
		.00000					ZCM (U.S.) Limited	.US	.OTH	ZCM Holdings (Bermuda) Limited	Ownership	100.000	Zurich Insurance Group Ltd.	13
		.00000					ZCM Asset Holding Company (Bermuda) Limited	.BMU	.OTH	ZCM Holdings (Bermuda) Limited	Ownership	100.000	Zurich Insurance Group Ltd.	13
		.00000					ZCM Holdings (Bermuda) Limited	.BMU	.OTH	CMSH Limited	Ownership	24.290	Zurich Insurance Group Ltd.	13
		.00000					ZCM Holdings (Bermuda) Limited	.BMU	.OTH	CMSH Limited	Ownership	75.710	Zurich Insurance Group Ltd.	13
		.00000					ZCM Matched Funding Corp.	.US	.OTH	ZCM (U.S.) Limited	Ownership	100.000	Zurich Insurance Group Ltd.	13
		.00000					ZCM Asset Holding Company (Bermuda) Limited			ZCM Asset Holding Company (Bermuda) Limited	Ownership	0.200	Zurich Insurance Group Ltd.	13
		.00000					ZCMC II Holdings Limited	.JRL	.OTH	Zurich Financial Services EUB Holdings Limited	Ownership	99.800	Zurich Insurance Group Ltd.	13
		.00000					ZCMC II Holdings Limited	.JRL	.OTH	Zurich Holding Company of America, Inc.	Ownership	100.000	Zurich Insurance Group Ltd.	13
		.00000	81-0680889				Zebra Property Fund I, LP	.US	.OTH	Zurich Holding Company of America, Inc.	Ownership	100.000	Zurich Insurance Group Ltd.	13
		.00000	77-0684542				ZFS Finance (USA) LLC II	.US	.OTH	Zurich Holding Company of America, Inc.	Ownership	100.000	Zurich Insurance Group Ltd.	13
		.00000	20-5900744				ZFS Finance (USA) LLC V	.US	.OTH	Zurich Holding Company of America, Inc.	Ownership	100.000	Zurich Insurance Group Ltd.	13
		.00000					ZFUS Services, LLC	.US	.OTH	Zurich Holding Company of America, Inc.	Ownership	100.000	Zurich Insurance Group Ltd.	13
		.00000					ZGEE3 Limited	.GBR	.OTH	Zurich Insurance Company (U.K.) Limited	Ownership	100.000	Zurich Insurance Group Ltd.	13
		.00000					ZI Park 80 West LLC	.US	.OTH	Zurich American Insurance Company	Ownership	100.000	Zurich Insurance Group Ltd.	13
		.00000	02-0802795				ZNA Services, LLC	.US	.OTH	ZFUS Services, LLC	Ownership	100.000	Zurich Insurance Group Ltd.	13
		.00000					ZPC Capital Limited	.GBR	.OTH	Zurich Holdings (UK) Limited	Ownership	100.000	Zurich Insurance Group Ltd.	13
		.00000					ZSF 00-1, Inc.	.US	.OTH	CTH Affordable Housing Corporation	Ownership	100.000	Zurich Insurance Group Ltd.	13
		.00000					ZSF 02-1, Inc.	.US	.OTH	CTH Affordable Housing Corporation	Ownership	100.000	Zurich Insurance Group Ltd.	13
		.00000					ZSF 99-2 Tyler House, Inc.	.US	.OTH	CTH Affordable Housing Corporation	Ownership	100.000	Zurich Insurance Group Ltd.	13
		.00000					ZSF 99-3 Aurora, Inc.	.US	.OTH	CTH Affordable Housing Corporation	Ownership	100.000	Zurich Insurance Group Ltd.	13
		.00000					ZSF 99-4, Inc.	.US	.OTH	CTH Affordable Housing Corporation	Ownership	100.000	Zurich Insurance Group Ltd.	13
		.00000					ZSF Apollo Corporation	.US	.OTH	CTH Affordable Housing Corporation	Ownership	100.000	Zurich Insurance Group Ltd.	13
		.00000					ZSF Blairville, Inc.	.US	.OTH	CTH Affordable Housing Corporation	Ownership	100.000	Zurich Insurance Group Ltd.	13
		.00000					ZSF Boston Store, Inc.	.US	.OTH	CTH Affordable Housing Corporation	Ownership	100.000	Zurich Insurance Group Ltd.	13
		.00000					ZSF Grant Park, Inc.	.US	.OTH	CTH Affordable Housing Corporation	Ownership	100.000	Zurich Insurance Group Ltd.	13
		.00000					ZSF Idlewild, Inc.	.US	.OTH	CTH Affordable Housing Corporation	Ownership	100.000	Zurich Insurance Group Ltd.	13
		.00000					ZSF Landmark Corporation	.US	.OTH	CTH Affordable Housing Corporation	Ownership	100.000	Zurich Insurance Group Ltd.	13
		.00000					ZSF Newport I Corporation	.US	.OTH	CTH Affordable Housing Corporation	Ownership	100.000	Zurich Insurance Group Ltd.	13
		.00000	36-3096373				ZSFH LLC	.US	.OTH	Zurich Holding Company of America, Inc.	Ownership	100.000	Zurich Insurance Group Ltd.	13
		.00000					ZSG Kfz-ZulassungsservicegesmbH	.AUT	.OTH	Zurich Versicherungs-Aktiengesellschaft	Ownership	33.333	Zurich Insurance Group Ltd.	13
		.00000					ZSL Financing Limited	.GBR	.OTH	Zurich Holdings (UK) Limited	Ownership	1.000	Zurich Insurance Group Ltd.	13
		.00000					ZSL Financing Limited	.GBR	.OTH	Zurich Specialties London Limited	Ownership	99.000	Zurich Insurance Group Ltd.	13
		.00000					Zurich - Companhia de Seguros Vida S.A.	.PRT	.OTH	Zurich Finanz-Gesellschaft AG	Ownership	0.000	Zurich Insurance Group Ltd.	13
		.00000					Zurich - Companhia de Seguros Vida S.A.	.PRT	.OTH	Zurich Investments Life S.p.A.	Ownership	0.000	Zurich Insurance Group Ltd.	13
		.00000					Zurich - Companhia de Seguros Vida S.A.	.PRT	.OTH	Zurich Lebensversicherungs-Gesellschaft AG	Ownership	100.000	Zurich Insurance Group Ltd.	13
		.00000					Zurich - Companhia de Seguros Vida S.A.	.PRT	.OTH	Zurich Versicherungs-Gesellschaft AG	Ownership	0.000	Zurich Insurance Group Ltd.	13
		.00000					Zurich - Companhia de Seguros Vida S.A.	.PRT	.OTH	Zurich Vida, Compania de Seguros y Reaseguros, S.A. - Sociad	Ownership	0.000	Zurich Insurance Group Ltd.	13
		.00000					Zurich (Sales Management Pension Plan) Trustee Limited	.GBR	.OTH	Allied Dunbar Assurance plc	Ownership	100.000	Zurich Insurance Group Ltd.	13
		.00000					Zurich Administradora General de Fondos S.A.	.CHL	.OTH	Chilena Consolidada Seguros de Vida S.A.	Ownership	99.970	Zurich Insurance Group Ltd.	13
		.00000					Zurich Administradora General de Fondos S.A.	.CHL	.OTH	Inversiones Suizo Chilena S.A.	Ownership	0.030	Zurich Insurance Group Ltd.	13
		.00000					Zurich Advice Limited	.HKG	.OTH	Zurich Insurance Holdings (Hong Kong) Limited	Ownership	100.000	Zurich Insurance Group Ltd.	13
		.00000					Zurich Advice Network Limited	.GBR	.OTH	Allied Dunbar Assurance plc	Ownership	100.000	Zurich Insurance Group Ltd.	13
		.00000					Zurich Advisory (HK) Limited	.HKG	.OTH	Zurich Assurance Ltd	Ownership	100.000	Zurich Insurance Group Ltd.	13

ANNUAL STATEMENT FOR THE YEAR 2012 OF THE FARMERS INSURANCE OF COLUMBUS, INC.

SCHEDULE Y

PART 1A - DETAIL OF INSURANCE HOLDING COMPANY SYSTEM

1	2	3	4	5	6	7	8	9	10	11	12	13	14	15
Group Code	Group Name	NAIC Company Code	Federal ID Number	Federal RSSD	CIK	Name of Securities Exchange if Publicly Traded (U.S. or International)	Names of Parent, Subsidiaries Or Affiliates	Domiciliary Location	Relationship to Reporting Entity	Directly Controlled by (Name of Entity/Person)	Type of Control (Ownership, Board, Management, Attorney-in-Fact, Influence, Other)	If Control is Ownership Provide Percentage	Ultimate Controlling Entity(ies)/Person(s)	*
		.00000	74-2717532				Zurich Agency Services Inc.	.US	.OTH	Maryland Casualty Company	Ownership	100.000	Zurich Insurance Group Ltd.	13
		.00000	86-1164252				Zurich Alternative Asset Management, LLC	.US	.OTH	Zurich Holding Company of America, Inc.	Ownership	100.000	Zurich Insurance Group Ltd.	13
		.00000	36-6169781				Zurich American Corporation	.US	.OTH	Zurich Holding Company of America, Inc.	Ownership	100.000	Zurich Insurance Group Ltd.	13
.0212	Zurich U.S. Insurance Pool Group	16535	36-4233459				Zurich American Insurance Company	.US	.OTH	Zurich Holding Company of America, Inc.	Ownership	100.000	Zurich Insurance Group Ltd.	13
							Zurich American Insurance Company of Illinois	.US	.OTH	American Zurich Insurance Company	Ownership	100.000	Zurich Insurance Group Ltd.	13
.0212	Zurich U.S. Insurance Pool Group	27855	36-2781080				Zurich American Life Insurance Company	.US	.OTH	Zurich American Corporation	Ownership	100.000	Zurich Insurance Group Ltd.	13
.0212	Zurich Ins Group	90557	36-3050975		000351754		Zurich American Life Insurance Company of New York	.US	.OTH	Zurich American Life Insurance Company	Ownership	100.000	Zurich Insurance Group Ltd.	13
		.00000	27-4746162				Zurich Argentina Cia. de Seguros S.A.	.ARG	.OTH	Inversiones Suizo-Argentina S.A.	Ownership	55.461	Zurich Insurance Group Ltd.	13
		.00000	AA-2130022				Zurich Argentina Cia. de Seguros S.A.	.ARG	.OTH	Zurich Versicherungs-Gesellschaft AG	Ownership	44.536	Zurich Insurance Group Ltd.	13
		.00000	AA-2130022				Zurich Argentina Compania de Seguros de Retiro S.A.	.ARG	.OTH	Zurich Argentina Cia. de Seguros S.A.	Ownership	46.642	Zurich Insurance Group Ltd.	13
		.00000					Zurich Argentina Compania de Seguros de Retiro S.A.	.ARG	.OTH	Zurich Versicherungs-Gesellschaft AG	Ownership	53.358	Zurich Insurance Group Ltd.	13
		.00000					Zurich Asia Holdings Ltd.	.BMU	.OTH	Zurich Versicherungs-Gesellschaft AG	Ownership	100.000	Zurich Insurance Group Ltd.	13
		.00000					Zurich Asset Management Gerente de Fondos Comunes de Inversi	.ARG	.OTH	Inversiones Suizo-Argentina S.A.	Ownership	90.000	Zurich Insurance Group Ltd.	13
		.00000					Zurich Asset Management Gerente de Fondos Comunes de Inversi	.ARG	.OTH	Isis S.A.	Ownership	10.000	Zurich Insurance Group Ltd.	13
		.00000					Zurich Assurance (2004) plc	.GBR	.OTH	Zurich Assurance Ltd	Ownership	100.000	Zurich Insurance Group Ltd.	13
		.00000					Zurich Assurance Ltd	.GBR	.OTH	Eagle Star Holdings Limited	Ownership	100.000	Zurich Insurance Group Ltd.	13
		.00000					ZURICH Assurances Maroc	.MAR	.OTH	SARL Marofinac	Ownership	30.099	Zurich Insurance Group Ltd.	13
		.00000					ZURICH Assurances Maroc	.MAR	.OTH	Zurich Versicherungs-Gesellschaft AG	Ownership	67.627	Zurich Insurance Group Ltd.	13
		.00000					Zurich Australia Limited	.AUS	.OTH	Zurich Financial Services Australia Limited	Ownership	100.000	Zurich Insurance Group Ltd.	13
		.00000	AA-1930995				Zurich Australian Insurance Limited	.AUS	.OTH	Zurich Financial Services Australia Limited	Ownership	100.000	Zurich Insurance Group Ltd.	13
		.00000					Zurich Australian Insurance Properties Pty Limited	.AUS	.OTH	Zurich Australia Limited	Ownership	40.000	Zurich Insurance Group Ltd.	13
		.00000					Zurich Australian Insurance Properties Pty Limited	.AUS	.OTH	Zurich Australian Insurance Limited	Ownership	60.000	Zurich Insurance Group Ltd.	13
		.00000					Zurich Australian Superannuation Pty Limited	.AUS	.OTH	Zurich Financial Services Australia Limited	Ownership	100.000	Zurich Insurance Group Ltd.	13
		.00000					Zurich Bank	.JRL	.OTH	ZCM Holdings (Bermuda) Limited	Ownership	0.037	Zurich Insurance Group Ltd.	13
		.00000					Zurich Bank	.JRL	.OTH	ZCM II Holdings Limited	Ownership	99.963	Zurich Insurance Group Ltd.	13
		.00000					Zurich Bank International Limited	.GBR	.OTH	Zurich Bank	Ownership	100.000	Zurich Insurance Group Ltd.	13
		.00000	13-4186554				Zurich Benefit Finance LLC	.US	.OTH	Zurich Holding Company of America, Inc.	Ownership	100.000	Zurich Insurance Group Ltd.	13
		.00000					Zurich Beteiligungs-Aktiengesellschaft (Deutschland)	.DEU	.OTH	Zurich IT Service AG Niederlassung fur Deutschland	Ownership	82.617	Zurich Insurance Group Ltd.	13
		.00000					Zurich Beteiligungs-Aktiengesellschaft (Deutschland)	.DEU	.OTH	Zurich Leben Service AG Niederlassung fur Deutschland	Ownership	17.383	Zurich Insurance Group Ltd.	13
		.00000					Zurich Building Control Services Limited	.GBR	.OTH	Zurich Holdings (UK) Limited	Ownership	100.000	Zurich Insurance Group Ltd.	13
		.00000					Zurich Canadian Holdings Limited	.CAN	.OTH	Zurich Insurance Company Ltd, Canadian Branch	Ownership	68.819	Zurich Insurance Group Ltd.	13
		.00000					Zurich Canadian Holdings Limited	.CAN	.OTH	Zurich Versicherungs-Gesellschaft AG	Ownership	31.181	Zurich Insurance Group Ltd.	13
		.00000			0001028769		Zurich Capital Markets Inc.	.US	.OTH	ZCM (U.S.) Limited	Ownership	100.000	Zurich Insurance Group Ltd.	13
		.00000					Zurich Community Trust (UK) Limited	.GBR	.OTH	Zurich Financial Services (UKISA) Limited	Ownership	50.000	Zurich Insurance Group Ltd.	13
		.00000					Zurich Community Trust (UK) Limited	.GBR	.OTH	Zurich Financial Services (UKISA) Nominees Limited	Ownership	50.000	Zurich Insurance Group Ltd.	13

98.12

ANNUAL STATEMENT FOR THE YEAR 2012 OF THE FARMERS INSURANCE OF COLUMBUS, INC.

SCHEDULE Y

PART 1A - DETAIL OF INSURANCE HOLDING COMPANY SYSTEM

1	2	3	4	5	6	7	8	9	10	11	12	13	14	15
Group Code	Group Name	NAIC Company Code	Federal ID Number	Federal RSSD	CIK	Name of Securities Exchange if Publicly Traded (U.S. or International)	Names of Parent, Subsidiaries Or Affiliates	Domiciliary Location	Relationship to Reporting Entity	Directly Controlled by (Name of Entity/Person)	Type of Control (Ownership, Board, Management, Attorney-in-Fact, Influence, Other)	If Control is Ownership Provide Percentage	Ultimate Controlling Entity(ies)/Person(s)	*
		.00000					Zurich Compania de Reaseguros Argentina S.A.	.ARG	.OTH	Zurich Versicherungs-Gesellschaft AG	Ownership	.5.000	Zurich Insurance Group Ltd.	13
		.00000					Zurich Compania de Reaseguros Argentina S.A.	.ARG	.OTH	Inversiones Suizo-Argentina S.A.	Ownership	.95.000	Zurich Insurance Group Ltd.	13
		.00000					Zurich, Compania de Seguros, S.A.	.MEX	.OTH	Zurich Versicherungs-Gesellschaft AG	Ownership	.99.883	Zurich Insurance Group Ltd.	13
		.00000					Zurich Computer Services Limited	.GBR	.OTH	Allied Dunbar Assurance plc	Ownership	.100.000	Zurich Insurance Group Ltd.	13
		.00000					Zurich Consortium Societa Consortile a Responsabilita Limit	.ITA	.OTH	Zurich Insurance plc - Rappresentanza Generale per l'Italia	Ownership	.99.950	Zurich Insurance Group Ltd.	13
		.00000					Zurich Consortium Societa Consortile a Responsabilita Limit	.ITA	.OTH	Zurich Investments Life S.p.A.	Ownership	.0.010	Zurich Insurance Group Ltd.	13
		.00000					Zurich Consortium Societa Consortile a Responsabilita Limit	.ITA	.OTH	Zurich Life and Pensions S.p.A.	Ownership	.0.010	Zurich Insurance Group Ltd.	13
		.00000					Zurich Consortium Societa Consortile a Responsabilita Limit	.ITA	.OTH	Zurich Life Assurance plc - Rappresentanza Generale per l'It	Ownership	.0.010	Zurich Insurance Group Ltd.	13
		.00000					Zurich Consortium Societa Consortile a Responsabilita Limit	.ITA	.OTH	Zurich Life Insurance Italia S.p.A.	Ownership	.0.010	Zurich Insurance Group Ltd.	13
		.00000					Zurich Consortium Societa Consortile a Responsabilita Limit	.ITA	.OTH	Zuritel S.p.A.	Ownership	.0.010	Zurich Insurance Group Ltd.	13
		.00000					Zurich Consultancy Limited	.HKG	.OTH	Zurich Insurance Holdings (Hong Kong) Limited	Ownership	.100.000	Zurich Insurance Group Ltd.	13
		.00000					Zurich Consultoria de Riesgos, C.A.	.VEN	.OTH	Zurich Seguros, S.A.	Ownership	.99.990	Zurich Insurance Group Ltd.	13
		.00000					Zurich Corredora de Bolsa S.A.	.CHL	.OTH	Inversiones Suizo Chilena S.A.	Ownership	.99.000	Zurich Insurance Group Ltd.	13
		.00000					Zurich Corredora de Bolsa S.A.	.CHL	.OTH	Zurich Investments Chile S.A.	Ownership	.1.000	Zurich Insurance Group Ltd.	13
		.00000	36-4412924				Zurich CZI Management Holding Ltd.	.US	.OTH	Zurich Global Investment Management Inc.	Ownership	.100.000	Zurich Insurance Group Ltd.	13
		.00000					Zurich Deutscher Herold Lebensversicherung Aktiengeselschaf	.DEU	.OTH	Deutscher Herold Aktiengesellschaft	Ownership	.67.540	Zurich Insurance Group Ltd.	13
		.00000					Zurich Deutscher Herold Lebensversicherung Aktiengeselschaf	.DEU	.OTH	Zurich Beteiligungs-Aktiengesellschaft (Deutschland)	Ownership	.32.460	Zurich Insurance Group Ltd.	13
		.00000					Zurich Direct Agency Limited	.HKG	.OTH	Zurich Advice Limited	Ownership	.100.000	Zurich Insurance Group Ltd.	13
		.00000					Zurich Distribuidora de Mexico, S.A. de C.V.	.MEX	.OTH	Zurich Versicherungs-Gesellschaft AG	Ownership	.99.998	Zurich Insurance Group Ltd.	13
		.00000					Zurich Distribuidora de Mexico, S.A. de C.V.	.MEX	.OTH	Zurich Vida, Compania de Seguros, S.A.	Ownership	.0.002	Zurich Insurance Group Ltd.	13
		.00000	95-4773780				Zurich E&S Insurance Brokerage, Inc.	.US	.OTH	Zurich American Insurance Company	Ownership	.100.000	Zurich Insurance Group Ltd.	13
		.00000					Zurich Employment Ireland Limited	.IRL	.OTH	Zurich Holding Ireland Limited	Ownership	.100.000	Zurich Insurance Group Ltd.	13
		.00000					Zurich Employment Services Limited	.GBR	.OTH	Zurich Financial Services (UKISA) Limited	Ownership	.100.000	Zurich Insurance Group Ltd.	13
		.00000					Zurich Eurolife S.A.	.LUX	.OTH	Zurich Lebensversicherungs-Gesellschaft AG	Ownership	.90.000	Zurich Insurance Group Ltd.	13
		.00000					Zurich Eurolife S.A.	.LUX	.OTH	Zurich Versicherungs-Gesellschaft AG	Ownership	.10.000	Zurich Insurance Group Ltd.	13
		.00000					Zurich Finance (Bermuda) Ltd.	.BMU	.OTH	Zurich Versicherungs-Gesellschaft AG	Ownership	.100.000	Zurich Insurance Group Ltd.	13
		.00000					Zurich Finance (Luxembourg) S.A.	.LUX	.OTH	Zurich Lebensversicherungs-Gesellschaft AG	Ownership	.0.081	Zurich Insurance Group Ltd.	13
		.00000					Zurich Finance (Luxembourg) S.A.	.LUX	.OTH	Zurich Versicherungs-Gesellschaft AG	Ownership	.99.919	Zurich Insurance Group Ltd.	13
		.00000					Zurich Finance (UK) plc	.GBR	.OTH	Zurich Financial Services (UKISA) Limited	Ownership	.99.998	Zurich Insurance Group Ltd.	13
		.00000					Zurich Finance (UK) plc	.GBR	.OTH	Zurich Financial Services (UKISA)	Ownership	.99.998	Zurich Insurance Group Ltd.	13
		.00000					Zurich Finance (UK) plc	.GBR	.OTH	Nominees Limited	Ownership	.0.002	Zurich Insurance Group Ltd.	13
		.00000	36-4228642				Zurich Finance (USA), Inc.	.US	.OTH	Zurich Holding Company of America, Inc.	Ownership	.100.000	Zurich Insurance Group Ltd.	13
		.00000					Zurich Financial Management Limited	.GBR	.OTH	Allied Dunbar Assurance plc	Ownership	.100.000	Zurich Insurance Group Ltd.	13

98.13

ANNUAL STATEMENT FOR THE YEAR 2012 OF THE FARMERS INSURANCE OF COLUMBUS, INC.

SCHEDULE Y

PART 1A - DETAIL OF INSURANCE HOLDING COMPANY SYSTEM

1	2	3	4	5	6	7	8	9	10	11	12	13	14	15
Group Code	Group Name	NAIC Company Code	Federal ID Number	Federal RSSD	CIK	Name of Securities Exchange if Publicly Traded (U.S. or International)	Names of Parent, Subsidiaries Or Affiliates	Domiciliary Location	Relationship to Reporting Entity	Directly Controlled by (Name of Entity/Person)	Type of Control (Ownership, Board, Management, Attorney-in-Fact, Influence, Other)	If Control is Ownership Provide Percentage	Ultimate Controlling Entity(ies)/Person(s)	*
		.00000					Zurich Financial Services (Channel Islands) Limited	JEY	OTH	Zurich Financial Services (UKISA) Limited	Ownership	.99.909	Zurich Insurance Group Ltd.	13
		.00000					Zurich Financial Services (Channel Islands) Limited	JEY	OTH	Zurich Financial Services (UKISA) Nominees Limited	Ownership	.0.091	Zurich Insurance Group Ltd.	13
		.00000					Zurich Financial Services (Isle of Man) Group Services Limit	GBR	OTH	Zurich Versicherungs-Gesellschaft AG	Ownership	100.000	Zurich Insurance Group Ltd.	13
		.00000					Zurich Financial Services (Isle of Man) Holdings Limited	GBR	OTH	Zurich Versicherungs-Gesellschaft AG	Ownership	100.000	Zurich Insurance Group Ltd.	13
		.00000					Zurich Financial Services (Isle of Man) Insurance Manager Lt	GBR	OTH	Zurich Versicherungs-Gesellschaft AG	Ownership	100.000	Zurich Insurance Group Ltd.	13
		.00000					Zurich Financial Services (Isle of Man) Reinsurance Company	GBR	OTH	Zurich Financial Services (Isle of Man) Holdings Limited	Ownership	100.000	Zurich Insurance Group Ltd.	13
		.00000					Zurich Financial Services (UKISA) Group Services Limited	GBR	OTH	Zurich Financial Services (UKISA) Limited	Ownership	100.000	Zurich Insurance Group Ltd.	13
		.00000					Zurich Financial Services (UKISA) Limited	GBR	OTH	Allied Zurich Holdings Limited	Ownership	90.316	Zurich Insurance Group Ltd.	13
		.00000					Zurich Financial Services (UKISA) Limited	GBR	OTH	Zurich Insurance plc	Ownership	9.684	Zurich Insurance Group Ltd.	13
		.00000					Zurich Financial Services (UKISA) Nominees Limited	GBR	OTH	Zurich Financial Services (UKISA) Limited	Ownership	100.000	Zurich Insurance Group Ltd.	13
		.00000	AA-1930995				Zurich Financial Services Australia Limited	AUS	OTH	Zurich Versicherungs-Gesellschaft AG	Ownership	100.000	Zurich Insurance Group Ltd.	13
		.00000					Zurich Financial Services EUB Holdings Limited	JRL	OTH	ZGM Holdings (Bermuda) Limited	Ownership	0.083	Zurich Insurance Group Ltd.	13
		.00000					Zurich Financial Services EUB Holdings Limited	JRL	OTH	Zurich Insurance Group Ltd.	Ownership	99.917	Zurich Insurance Group Ltd.	13
		.00000					Zurich Financial Services UK Pension Trustee Limited	GBR	OTH	Zurich Financial Services (UKISA) Limited	Ownership	99.000	Zurich Insurance Group Ltd.	13
		.00000					Zurich Finanz-Gesellschaft AG	CHE	OTH	Zurich Versicherungs-Gesellschaft AG	Ownership	100.000	Zurich Insurance Group Ltd.	13
		.00000	AA-0053640				Zurich F&I Reinsurance T&C Limited	TCA	OTH	Universal Underwriters Insurance Services, Inc.	Ownership	0.001	Zurich Insurance Group Ltd.	13
		.00000	AA-0053640				Zurich F&I Reinsurance T&C Limited	TCA	OTH	Universal Underwriters Service Corporation	Ownership	100.000	Zurich Insurance Group Ltd.	13
		.00000					Zurich General Insurance Company (China) Limited	CHN	OTH	Zurich Versicherungs-Gesellschaft AG	Ownership	100.000	Zurich Insurance Group Ltd.	13
		.00000					Zurich Global Corporate UK Limited	GBR	OTH	Zurich Specialties London Limited	Ownership	100.000	Zurich Insurance Group Ltd.	13
		.00000					Zurich Global Funding	JRL	OTH	Zurich Finanz-Gesellschaft AG	Ownership	0.100	Zurich Insurance Group Ltd.	13
		.00000					Zurich Global Funding	JRL	OTH	Zurich Versicherungs-Gesellschaft AG	Ownership	99.900	Zurich Insurance Group Ltd.	13
		.00000	04-3729755				Zurich Global Investment Management Inc.	US	OTH	Zurich Holding Company of America, Inc.	Ownership	100.000	Zurich Insurance Group Ltd.	13
		.00000	AA-3190947				Zurich Global, Ltd.	BMU	OTH	Zurich Holding Company of America, Inc.	Ownership	100.000	Zurich Insurance Group Ltd.	13
		.00000					Zurich Group Funding Luxembourg S.A.	LUX	OTH	Zurich Lebensversicherungs-Gesellschaft AG	Ownership	0.020	Zurich Insurance Group Ltd.	13
		.00000					Zurich Group Funding Luxembourg S.A.	LUX	OTH	Zurich Versicherungs-Gesellschaft AG	Ownership	99.980	Zurich Insurance Group Ltd.	13
		.00000					Zurich GSG Limited	GBR	OTH	Zurich GSH Limited	Ownership	100.000	Zurich Insurance Group Ltd.	13
		.00000					Zurich GSH Limited	GBR	OTH	Zurich Holdings (UK) Limited	Ownership	100.000	Zurich Insurance Group Ltd.	13
		.00000	36-3096373				Zurich Holding Company of America, Inc.	US	OTH	Crown Management Services Limited	Ownership	0.129	Zurich Insurance Group Ltd.	13
		.00000	36-3096373				Zurich Holding Company of America, Inc.	US	OTH	Zurich Versicherungs-Gesellschaft AG	Ownership	99.871	Zurich Insurance Group Ltd.	13
		.00000					Zurich Holding Ireland Limited	JRL	OTH	Zurich Versicherungs-Gesellschaft AG	Ownership	100.000	Zurich Insurance Group Ltd.	13
		.00000					Zurich Holdings (UK) Limited	GBR	OTH	Zurich Versicherungs-Gesellschaft AG	Ownership	100.000	Zurich Insurance Group Ltd.	13
		.00000					Zurich Immobilien							
		.00000					Liegenschaftsverwaltungs-GesmbH	AUT	OTH	Zurich Versicherungs-Gesellschaft AG	Ownership	100.000	Zurich Insurance Group Ltd.	13
		.00000					Zurich IMRE AG	CHE	OTH	Zurich Versicherungs-Gesellschaft AG	Ownership	100.000	Zurich Insurance Group Ltd.	13

ANNUAL STATEMENT FOR THE YEAR 2012 OF THE FARMERS INSURANCE OF COLUMBUS, INC.

SCHEDULE Y

PART 1A - DETAIL OF INSURANCE HOLDING COMPANY SYSTEM

1	2	3	4	5	6	7	8	9	10	11	12	13	14	15
Group Code	Group Name	NAIC Company Code	Federal ID Number	Federal RSSD	CIK	Name of Securities Exchange if Publicly Traded (U.S. or International)	Names of Parent, Subsidiaries Or Affiliates	Domiciliary Location	Relationship to Reporting Entity	Directly Controlled by (Name of Entity/Person)	Type of Control (Ownership, Board, Management, Attorney-in-Fact, Influence, Other)	If Control is Ownership Provide Percentage	Ultimate Controlling Entity(ies)/Person(s)	*
		.00000					Zurich Independent Wealth Management Limited	.GBR	.OTH	Allied Dunbar Assurance plc	Ownership	100.000	Zurich Insurance Group Ltd.	13
		.00000	AA-5280035				Zurich Insurance (Taiwan) Ltd.	.TWN	.OTH	Zurich Asia Holdings Ltd.	Ownership	51.101	Zurich Insurance Group Ltd.	13
		.00000	AA-5280035				Zurich Insurance (Taiwan) Ltd.	.TWN	.OTH	Zurich Versicherungs-Gesellschaft AG	Ownership	48.625	Zurich Insurance Group Ltd.	13
		.00000					Zurich Insurance Brokers (Beijing) Company Limited	.CHN	.OTH	Zurich Insurance Holdings (Hong Kong) Limited	Ownership	24.510	Zurich Insurance Group Ltd.	13
		.00000					Zurich Insurance Company (U.K.) Limited	.GBR	.OTH	Zurich Versicherungs-Gesellschaft AG	Ownership	100.000	Zurich Insurance Group Ltd.	13
		.00000					Zurich Insurance Company Botswana Ltd	.BWA	.OTH	Zurich Insurance Company South Africa Limited	Ownership	100.000	Zurich Insurance Group Ltd.	13
		.00000					Zurich Insurance Company Escritorio de Representacao no Bras	.BRA	.OTH	Zurich Versicherungs-Gesellschaft AG	Ownership	100.000	Zurich Insurance Group Ltd.	13
		.00000	AA-1460190		000941199		Zurich Insurance Company Ltd.	.RUS	.OTH	Zurich Interholding Limited	Ownership	100.000	Zurich Insurance Group Ltd.	13
		.00000					Zurich Insurance Company Ltd., Beijing Representative Office	.CHN	.OTH	Zurich Versicherungs-Gesellschaft AG	Ownership	100.000	Zurich Insurance Group Ltd.	13
		.00000					Zurich Insurance Company Ltd., Representative Office Buenos Aires	.ARG	.OTH	Zurich Versicherungs-Gesellschaft AG	Ownership	100.000	Zurich Insurance Group Ltd.	13
		.00000					Zurich Insurance Company Ltd., Shanghai Representative Office	.CHN	.OTH	Zurich Versicherungs-Gesellschaft AG	Ownership	100.000	Zurich Insurance Group Ltd.	13
		.00000	AA-1990925		0001127799		Zurich Insurance Company South Africa Limited	.ZAF	.OTH	SA Fire House Limited	Ownership	58.950	Zurich Insurance Group Ltd.	13
		.00000					Zurich Insurance Group Ltd.	.CHE	.OTH	Board of Directors	Board		Shareholders	8
		.00000					Zurich Insurance Holding (Cyprus) Ltd	.CYP	.OTH	Zurich Versicherungs-Gesellschaft AG	Ownership	100.000	Zurich Insurance Group Ltd.	13
		.00000					Zurich Insurance Holdings (Hong Kong) Limited	.HKG	.OTH	Zurich Versicherungs-Gesellschaft AG	Ownership	100.000	Zurich Insurance Group Ltd.	13
		.00000					Zurich Insurance Middle East S.A.L.	.LBN	.OTH	Zurich Versicherungs-Gesellschaft AG	Ownership	99.541	Zurich Insurance Group Ltd.	13
		.00000	AA-1780059				Zurich Insurance plc	.IRL	.OTH	Zurich Beteiligungs-Aktiengesellschaft (Deutschland)	Ownership	25.074	Zurich Insurance Group Ltd.	9
		.00000	AA-1780059				Zurich Insurance plc	.IRL	.OTH	Zurich Holding Ireland Limited	Ownership	70.405	Zurich Insurance Group Ltd.	9
		.00000	AA-1780059				Zurich Insurance plc	.IRL	.OTH	Zurich Insurance Company Ltd - Rappresentanza Generale per I	Ownership	4.521	Zurich Insurance Group Ltd.	9
		.00000					Zurich Insurance plc, Representative Office Buenos Aires	.ARG	.OTH	Zurich Insurance plc	Ownership	100.000	Zurich Insurance Group Ltd.	13
		.00000					Zurich Insurance Services (Middle East) EC	.BHR	.OTH	Zurich Versicherungs-Gesellschaft AG	Ownership	100.000	Zurich Insurance Group Ltd.	13
		.00000					Zurich Interholding Limited	.RUS	.OTH	Zurich Insurance Holding (Cyprus) Ltd	Ownership	99.900	Zurich Insurance Group Ltd.	13
		.00000					Zurich Interholding Limited	.RUS	.OTH	Zurich Versicherungs-Aktiengesellschaft	Ownership	0.100	Zurich Insurance Group Ltd.	13
		.00000					Zurich Intermediary Group Limited	.GBR	.OTH	Zurich Financial Services (UKISA) Limited	Ownership	100.000	Zurich Insurance Group Ltd.	13
		.00000					Zurich Intermediary Group Limited	.GBR	.OTH	Zurich Financial Services (UKISA) Nominees Limited	Ownership	0.000	Zurich Insurance Group Ltd.	13
		.00000					Zurich Internacional de Venezuela, C.A. de Corretaje de Reas	.VEN	.OTH	Zurich Versicherungs-Gesellschaft AG	Ownership	100.000	Zurich Insurance Group Ltd.	13
		.00000	AA-3190185				Zurich International (Bermuda) Ltd.	.BMU	.OTH	Zurich Insurance Company Ltd, Bermuda Branch	Ownership	29.268	Zurich Insurance Group Ltd.	13
		.00000	AA-3190185				Zurich International (Bermuda) Ltd.	.BMU	.OTH	Zurich Versicherungs-Gesellschaft AG	Ownership	70.732	Zurich Insurance Group Ltd.	13
		.00000	AA-1120018				Zurich International (UK) Limited	.GBR	.OTH	Zurich Specialties London Limited	Ownership	100.000	Zurich Insurance Group Ltd.	13
		.00000					Zurich International Life Limited	.GBR	.OTH	Zurich Versicherungs-Gesellschaft AG	Ownership	100.000	Zurich Insurance Group Ltd.	13
		.00000					Zurich International Services (Luxembourg) S.A.	.LUX	.OTH	Zurich EuroLife S.A.	Ownership	0.040	Zurich Insurance Group Ltd.	13

ANNUAL STATEMENT FOR THE YEAR 2012 OF THE FARMERS INSURANCE OF COLUMBUS, INC.

SCHEDULE Y

PART 1A - DETAIL OF INSURANCE HOLDING COMPANY SYSTEM

1	2	3	4	5	6	7	8	9	10	11	12	13	14	15
Group Code	Group Name	NAIC Company Code	Federal ID Number	Federal RSSD	CIK	Name of Securities Exchange if Publicly Traded (U.S. or International)	Names of Parent, Subsidiaries Or Affiliates	Domiciliary Location	Relationship to Reporting Entity	Directly Controlled by (Name of Entity/Person)	Type of Control (Ownership, Board, Management, Attorney-in-Fact, Influence, Other)	If Control is Ownership Provide Percentage	Ultimate Controlling Entity(ies)/Person(s)	*
		.00000					Zurich International Services (Luxembourg) S.A.	LUX	OTH	Zurich Versicherungs-Gesellschaft AG	Ownership	.99.960	Zurich Insurance Group Ltd.	13
		.00000					Zurich International Solutions Limited	GBR	OTH	Zurich Assurance Ltd	Ownership	100.000	Zurich Insurance Group Ltd.	13
		.00000					Zurich Invest AG	CHE	OTH	Zurich Versicherungs-Gesellschaft AG	Ownership	100.000	Zurich Insurance Group Ltd.	13
		.00000					Zurich Investment Management AG	CHE	OTH	Prematic Service Corporation (Nevada)	Ownership	80.000	Zurich Insurance Group Ltd.	13
		.00000					Zurich Investment Management AG	CHE	OTH	Zurich Versicherungs-Gesellschaft AG	Ownership	20.000	Zurich Insurance Group Ltd.	13
		.00000					Zurich Investment Management Limited	AUS	OTH	Zurich Australia Limited	Ownership	100.000	Zurich Insurance Group Ltd.	13
		.00000					Zurich Investment Services Limited	BMU	OTH	CMSH Limited	Ownership	100.000	Zurich Insurance Group Ltd.	13
		.00000					Zurich Investments Chile S.A.	CHL	OTH	Chilena Consolidada Seguros de Vida S.A.	Ownership	.0.001	Zurich Insurance Group Ltd.	13
		.00000					Zurich Investments Chile S.A.	CHL	OTH	Inversiones Suizo Chilena S.A.	Ownership	99.999	Zurich Insurance Group Ltd.	13
		.00000					Zurich Investments Life S.p.A.	ITA	OTH	Zurich Insurance Company Ltd - Rappresentanza Generale per l	Ownership	100.000	Zurich Insurance Group Ltd.	13
		.00000					Zurich Kunden Center GmbH	DEU	OTH	Zurich Beteiligungs-Aktiengesellschaft (Deutschland)	Ownership	100.000	Zurich Insurance Group Ltd.	13
		.00000					Zurich JVCompany Servicios Mexico, S.A. DE C.V.	MEX	OTH	Zurich Vida, Compania de Seguros, S.A.	Ownership	.0.002	Zurich Insurance Group Ltd.	13
		.00000	26-0530367				Zurich JVCompany Servicios Mexico, S.A. DE C.V.	MEX	OTH	Zurich Santander Seguros Mexico, S.A.	Ownership	99.998	Zurich Insurance Group Ltd.	13
		.00000					Zurich Latin America Corporation	US	OTH	The Zurich Services Corporation	Ownership	100.000	Zurich Insurance Group Ltd.	13
		.00000					Zurich Latin America Holding S.L. - Sociedad Unipersonal	ESP	OTH	Zurich Lebensversicherungs-Gesellschaft AG	Ownership	100.000	Zurich Insurance Group Ltd.	13
		.00000					Zurich Latin American Services S.A.	ARG	OTH	Inversiones Suizo-Argentina S.A.	Ownership	6.320	Zurich Insurance Group Ltd.	13
		.00000					Zurich Latin American Services S.A.	ARG	OTH	Zurich Versicherungs-Gesellschaft AG	Ownership	93.680	Zurich Insurance Group Ltd.	13
		.00000					Zurich Lebensversicherungs-Gesellschaft AG	CHE	OTH	Zurich Versicherungs-Gesellschaft AG	Ownership	100.000	Zurich Insurance Group Ltd.	13
		.00000					Zurich Leisure Services Limited	GBR	OTH	Allied Dunbar Assurance plc	Ownership	100.000	Zurich Insurance Group Ltd.	13
		.00000					Zurich Life and Pensions S.p.A.	ITA	OTH	Zurich Investments Life S.p.A.	Ownership	100.000	Zurich Insurance Group Ltd.	13
		.00000					Zurich Life Assurance plc	JRL	OTH	Zurich Holding Ireland Limited	Ownership	100.000	Zurich Insurance Group Ltd.	13
		.00000					Zurich Life Insurance Company Ltd., Representative office Buenos Aires	ARG	OTH	Zurich Lebensversicherungs-Gesellschaft AG	Ownership	100.000	Zurich Insurance Group Ltd.	13
		.00000					Zurich Life Insurance (Singapore) Pte Ltd	SGP	OTH	Zurich Versicherungs-Gesellschaft AG	Ownership	100.000	Zurich Insurance Group Ltd.	13
		.00000					Zurich Life Insurance Italia S.p.A.	ITA	OTH	Zurich Investments Life S.p.A.	Ownership	100.000	Zurich Insurance Group Ltd.	13
		.00000					Zurich Life SA Ltd	ZAF	OTH	Zurich Insurance Company South Africa Limited	Ownership	100.000	Zurich Insurance Group Ltd.	13
		.00000					Zurich Management Services Limited	GBR	OTH	Limited	Ownership	100.000	Zurich Insurance Group Ltd.	13
		.00000					Zurich Minas Brasil Seguros S.A.	BRA	OTH	Zurich Holdings (UK) Limited	Ownership	100.000	Zurich Insurance Group Ltd.	13
		.00000					Zurich Pension Trustees Ireland Limited	JRL	OTH	Zurich Versicherungs-Gesellschaft AG	Ownership	100.000	Zurich Insurance Group Ltd.	13
		.00000					Zurich Pension Trustees Ireland Limited	JRL	OTH	Zurich Insurance plc	Ownership	50.000	Zurich Insurance Group Ltd.	13
		.00000					Zurich Pension Trustees Limited	GBR	OTH	Zurich Trustee Services Limited	Ownership	50.000	Zurich Insurance Group Ltd.	13
		.00000					Zurich Pension Trustees No 2 Company Limited	GBR	OTH	Zurich Assurance Ltd	Ownership	100.000	Zurich Insurance Group Ltd.	13
		.00000					Zurich Pensions Management Limited	GBR	OTH	Zurich Assurance Ltd	Ownership	100.000	Zurich Insurance Group Ltd.	13
		.00000					Zurich Pensionskassen-Beratung AG	CHE	OTH	Allied Dunbar Assurance plc	Ownership	100.000	Zurich Insurance Group Ltd.	13
		.00000					Zurich Professional Limited	GBR	OTH	Zurich Lebensversicherungs-Gesellschaft AG	Ownership	100.000	Zurich Insurance Group Ltd.	13
		.00000					Zurich Professional Limited	GBR	OTH	Zurich Holdings (UK) Limited	Ownership	49.000	Zurich Insurance Group Ltd.	13
		.00000					Zurich Properties (Pty) Limited	BWA	OTH	Zurich Specialties London Limited	Ownership	51.000	Zurich Insurance Group Ltd.	13
		.00000					Zurich Properties Pty Limited	AUS	OTH	Zurich Insurance Company Botswana Ltd	Ownership	100.000	Zurich Insurance Group Ltd.	13
		.00000					Zurich Properties Pty Limited	AUS	OTH	Zurich Australia Limited	Ownership	40.001	Zurich Insurance Group Ltd.	13
		.00000					Zurich Properties Pty Limited	AUS	OTH	Zurich Australia Limited	Ownership	59.999	Zurich Insurance Group Ltd.	13
		.00000	30-0165071				Zurich Realty, Inc.	US	OTH	Zurich Australian Insurance Limited	Ownership	100.000	Zurich Insurance Group Ltd.	13
		.00000					Zurich Realty, Inc.	US	OTH	The Zurich Services Corporation	Ownership	100.000	Zurich Insurance Group Ltd.	13

ANNUAL STATEMENT FOR THE YEAR 2012 OF THE FARMERS INSURANCE OF COLUMBUS, INC.

SCHEDULE Y

PART 1A - DETAIL OF INSURANCE HOLDING COMPANY SYSTEM

1	2	3	4	5	6	7	8	9	10	11	12	13	14	15
Group Code	Group Name	NAIC Company Code	Federal ID Number	Federal RSSD	CIK	Name of Securities Exchange if Publicly Traded (U.S. or International)	Names of Parent, Subsidiaries Or Affiliates	Domiciliary Location	Relationship to Reporting Entity	Directly Controlled by (Name of Entity/Person)	Type of Control (Ownership, Board, Management, Attorney-in-Fact, Influence, Other)	If Control is Ownership Provide Percentage	Ultimate Controlling Entity(ies)/Person(s)	*
		.00000					Zurich Rechtsschutz-Schadenservice GmbH	.DEU	OTH	Zurich Beteiligungs-Aktiengesellschaft (Deutschland)	Ownership	100.000	Zurich Insurance Group Ltd.	13
		.00000					Zurich Reliable Insurance Limited	.RUS	OTH	Zurich Insurance Company Ltd.	Ownership	99.900	Zurich Insurance Group Ltd.	13
		.00000					Zurich Reliable Insurance Limited	.RUS	OTH	Zurich Interholding Limited	Ownership	0.100	Zurich Insurance Group Ltd.	13
		.00000					Zurich Resseguradora Brasil S.A.	.BRA	OTH	Zurich Versicherungs-Gesellschaft AG	Ownership		Zurich Insurance Group Ltd.	13
		.00000					Zurich Resseguradora Brasil S.A.	.BRA	OTH	Zurich Lebensversicherungs-Gesellschaft AG	Ownership	0.000	Zurich Insurance Group Ltd.	13
		.00000					Zurich Risk Financing SA Limited	.ZAF	OTH	Zurich Insurance Company South Africa Limited	Ownership	99.990	Zurich Insurance Group Ltd.	13
		.00000					Zurich Risk Management Services (India) Private Limited	.IND	OTH	Zurich Asia Holdings Ltd.	Ownership	1.000	Zurich Insurance Group Ltd.	13
		.00000					Zurich Risk Management Services (India) Private Limited	.IND	OTH	Zurich Versicherungs-Gesellschaft AG	Ownership	99.000	Zurich Insurance Group Ltd.	13
		.00000					Zurich Risk Services Asia Pacific Sdn Bhd	.MYS	OTH	Zurich Management Services Limited	Ownership	100.000	Zurich Insurance Group Ltd.	13
		.00000					Zurich Rückversicherungs-Gesellschaft AG	.CHE	OTH	Zurich Versicherungs-Gesellschaft AG	Ownership	100.000	Zurich Insurance Group Ltd.	13
		.00000					Zurich Santander Holding (Spain), S.L.	.ESP	OTH	Zurich Santander Insurance America, S.L.	Ownership	100.000	Zurich Insurance Group Ltd.	13
		.00000					Zurich Santander Holding Dos (Spain), S.L.	.ESP	OTH	Zurich Santander Insurance America, S.L.	Ownership	100.000	Zurich Insurance Group Ltd.	13
		.00000					Zurich Santander Insurance America, S.L.	.ESP	OTH	Zurich Latin America Holding S.L. - Sociedad Unipersonal	Ownership	51.000	Zurich Insurance Group Ltd.	13
		.00000					Zurich Santander Seguros Mexico, S.A.	.MEX	OTH	Inversiones ZS America SpA	Ownership	0.001	Zurich Insurance Group Ltd.	13
		.00000					Zurich Santander Seguros Mexico, S.A.	.MEX	OTH	Zurich Santander Insurance America, S.L.	Ownership	99.999	Zurich Insurance Group Ltd.	13
		.00000	AA-2990865				Zurich Seguros, S.A.	.VEN	OTH	Cursud N.V.	Ownership	69.208	Zurich Insurance Group Ltd.	13
		.00000					Zurich Service GmbH	.DEU	OTH	Zurich Beteiligungs-Aktiengesellschaft (Deutschland)	Ownership	100.000	Zurich Insurance Group Ltd.	13
		.00000					Zurich Service GmbH	.DEU	OTH	Zurich Versicherungs-Aktiengesellschaft	Ownership	100.000	Zurich Insurance Group Ltd.	13
		.00000					Zurich Services (Hong Kong) Limited	.HKG	OTH	Swiss Insurance Management (Hong Kong) Limited	Ownership	0.003	Zurich Insurance Group Ltd.	13
		.00000					Zurich Services (Hong Kong) Limited	.HKG	OTH	Zurich Insurance Holdings (Hong Kong) Limited	Ownership	99.997	Zurich Insurance Group Ltd.	13
		.00000					Zurich Services A.I.E.	.ESP	OTH	AIDE Asistencia Seguros y Reaseguros, S.A. - Sociedad Uniper	Ownership	0.000	Zurich Insurance Group Ltd.	13
		.00000					Zurich Services A.I.E.	.ESP	OTH	Bansabadell Pensiones, E.G.F.P. S.A.	Ownership	0.000	Zurich Insurance Group Ltd.	13
		.00000					Zurich Services A.I.E.	.ESP	OTH	Bansabadell Seguros Generales, S.A. de Seguros y Reaseguros	Ownership	0.000	Zurich Insurance Group Ltd.	13
		.00000					Zurich Services A.I.E.	.ESP	OTH	Bansabadell Vida S.A. de Seguros y Reaseguros	Ownership	0.000	Zurich Insurance Group Ltd.	13
		.00000					Zurich Services A.I.E.	.ESP	OTH	CaixaSabadell Companyia d'Assegurances Generals, S.A.	Ownership	0.000	Zurich Insurance Group Ltd.	13
		.00000					Zurich Services A.I.E.	.ESP	OTH	CAN Seguros Generales SA	Ownership	0.000	Zurich Insurance Group Ltd.	13
		.00000					Zurich Services A.I.E.	.ESP	OTH	Zurich Insurance plc, Sucursal en Espana	Ownership	97.184	Zurich Insurance Group Ltd.	13
		.00000					Zurich Services A.I.E.	.ESP	OTH	Zurich Vida, Compania de Seguros y Reaseguros, S.A. - Societ	Ownership	2.816	Zurich Insurance Group Ltd.	13
		.00000					Zurich Servicios de Mexico, S.A. de C.V.	.MEX	OTH	Zurich Vida, Compania de Seguros, S.A.	Ownership	90.000	Zurich Insurance Group Ltd.	13
		.00000					Zurich Servicios de Mexico, S.A. de C.V.	.MEX	OTH	Zurich, Compania de Seguros, S.A.	Ownership	10.000	Zurich Insurance Group Ltd.	13
		.00000					Zurich Shared Services Ireland Limited	.JRL	OTH	Zurich Holding Ireland Limited	Ownership	100.000	Zurich Insurance Group Ltd.	13
		.00000					Zurich Shared Services S.A.	.CHL	OTH	Inversiones Suizo Chilena S.A.	Ownership	99.987	Zurich Insurance Group Ltd.	13
		.00000					Zurich Shared Services S.A.	.CHL	OTH	Zurich Investments Chile S.A.	Ownership	0.013	Zurich Insurance Group Ltd.	13

ANNUAL STATEMENT FOR THE YEAR 2012 OF THE FARMERS INSURANCE OF COLUMBUS, INC.

SCHEDULE Y

PART 1A - DETAIL OF INSURANCE HOLDING COMPANY SYSTEM

1	2	3	4	5	6	7	8	9	10	11	12	13	14	15
Group Code	Group Name	NAIC Company Code	Federal ID Number	Federal RSSD	CIK	Name of Securities Exchange if Publicly Traded (U.S. or International)	Names of Parent, Subsidiaries Or Affiliates	Domiciliary Location	Relationship to Reporting Entity	Directly Controlled by (Name of Entity/Person)	Type of Control (Ownership, Board, Management, Attorney-in-Fact, Influence, Other)	If Control is Ownership Provide Percentage	Ultimate Controlling Entity(ies)/Person(s)	*
		.00000					Zurich Sigorta A.S.	TUR	OTH	Zurich Versicherungs-Gesellschaft AG	Ownership	100.000	Zurich Insurance Group Ltd.	13
		.00000					Zurich South America Invest AB	SWE	OTH	Zurich Versicherungs-Gesellschaft AG	Ownership	100.000	Zurich Insurance Group Ltd.	13
		.00000	AA-1120001				Zurich Specialties London Limited	GBR	OTH	Zurich Holdings (UK) Limited	Ownership	100.000	Zurich Insurance Group Ltd.	13
		.00000					Zurich Structured Finance, Inc.	US	OTH	Centre Financial Services Holdings Limited	Ownership	100.000	Zurich Insurance Group Ltd.	13
		.00000					Zurich Technical and Consulting Services (Beijing) Co. Ltd.	CHN	OTH	Zurich Insurance Holdings (Hong Kong) Limited	Ownership	100.000	Zurich Insurance Group Ltd.	13
		.00000					Zurich Training and Development Services Limited	GBR	OTH	Allied Dunbar Assurance plc	Ownership	100.000	Zurich Insurance Group Ltd.	13
		.00000					Zurich Transitional Services Limited	GBR	OTH	Zurich Holdings (UK) Limited	Ownership	100.000	Zurich Insurance Group Ltd.	13
		.00000					Zurich Treasury Services Limited	IRL	OTH	Zurich Financial Services EUB Holdings Limited	Ownership	100.000	Zurich Insurance Group Ltd.	13
		.00000					Zurich Trust Limited	JEY	OTH	Zurich Financial Services (Isle of Man) Holdings Limited	Ownership	100.000	Zurich Insurance Group Ltd.	13
		.00000					Zurich Trustee Company (UK) Limited	GBR	OTH	Allied Dunbar Assurance plc	Ownership	100.000	Zurich Insurance Group Ltd.	13
		.00000					Zurich Trustee Services Limited	IRL	OTH	Zurich Life Assurance plc	Ownership	100.000	Zurich Insurance Group Ltd.	13
		.00000					Zurich UK General Employee Services Limited	GBR	OTH	Zurich UK General Services Limited	Ownership	100.000	Zurich Insurance Group Ltd.	13
		.00000					Zurich UK General Services Limited	GBR	OTH	Zurich Holdings (UK) Limited	Ownership	100.000	Zurich Insurance Group Ltd.	13
		.00000	AA-1220080				Zurich Versicherungs-Aktiengesellschaft	AUT	OTH	Zurich Versicherungs-Gesellschaft AG	Ownership	99.981	Zurich Insurance Group Ltd.	10
		.00000	AA-1460190				Zurich Versicherungs-Gesellschaft AG	CHE	OTH	Zurich Insurance Group Ltd.	Ownership	100.000	Zurich Insurance Group Ltd.	11
		.00000	AA-1340017				Zurich Vertriebs GmbH	DEU	OTH	Zurich Beteiligungs-Aktiengesellschaft (Deutschland)	Ownership	100.000	Zurich Insurance Group Ltd.	13
		.00000					Zurich Vida e Previdencia S.A.	BRA	OTH	Zurich Minas Brasil Seguros S.A.	Ownership	100.000	Zurich Insurance Group Ltd.	13
		.00000	AA-1840022				Zurich Vida, Compañía de Seguros y Reaseguros, S.A. - Sociad	ESP	OTH	Zurich Lebensversicherungs-Gesellschaft AG	Ownership	100.000	Zurich Insurance Group Ltd.	13
		.00000	AA-2734111				Zurich Vida, Compañía de Seguros, S.A.	MEX	OTH	Zurich Versicherungs-Gesellschaft AG	Ownership	100.000	Zurich Insurance Group Ltd.	13
		.00000	36-4453190				Zurich Warranty Solutions, Inc.	US	OTH	American Zurich Insurance Company	Ownership	100.000	Zurich Insurance Group Ltd.	13
		.00000					Zurich Whiteley Investment Trust Limited	GBR	OTH	Zurich Insurance plc	Ownership	100.000	Zurich Insurance Group Ltd.	13
		.00000					Zurich Whiteley Trust Limited	GBR	OTH	Zurich Whiteley Investment Trust Limited	Ownership	100.000	Zurich Insurance Group Ltd.	13
		.00000					Zuritel S.p.A.	ITA	OTH	Zurich Insurance Company Ltd - Rappresentanza Generale per I	Ownership	99.993	Zurich Insurance Group Ltd.	13
		.00000					Zuritel S.p.A.	ITA	OTH	Zurich Versicherungs-Gesellschaft AG	Ownership	0.007	Zurich Insurance Group Ltd.	13

ANNUAL STATEMENT FOR THE YEAR 2012 OF THE FARMERS INSURANCE OF COLUMBUS, INC.

Asterisk	Explanation
.....	Note 1: Farmers Insurance Exchange is a California "interinsurance exchange" owned by its policyholders. Its attorney-in-fact is Farmers Group, Inc, dba Farmers Underwriters Association, which is a subsidiary of Zurich Insurance Group Ltd.
.....	Note 2: Farmers Services, LLC provides services to Farmers Group, Inc, pursuant to a service agreement among its parent, ZFUS Services, LLC, and Farmers Group, Inc, Truck Underwriters Association and Fire Underwriters Association..
.....	Note 3: Farmers Group Inc, as attorney-in-fact for Farmers Insurance Exchange, provides management services to Farmers Texas County Mutual Insurance Company.
.....	Note 4: Fire Insurance Exchange is a California "interinsurance exchange" owned by its policyholders. Its attorney-in-fact is Fire Underwriters Association, which is a subsidiary of Zurich Insurance Group Ltd.
.....	Note 5: Foremost County Mutual Insurance Company is a Texas County mutual insurance company managed by Foremost Insurance Company Grand Rapids, Michigan.
.....	Note 6: Foremost Lloyds of Texas underwriters are officers and/or directors of Foremost Insurance Company Grand Rapids, Michigan.
.....	Note 7: Truck Insurance Exchange is a California "interinsurance exchange" owned by its policyholders. Its attorney-in-fact is Truck Underwriters Association, which is a subsidiary of Zurich Insurance Group Ltd.
.....	Note 8: Effective April 2012, Zurich Financial Services AG also known as Zurich Financial Services Ltd. changed it's name to Zurich Insurance Group Ltd.
.....	Note 9: Zurich Insurance Plc operates branches in the following countries: Italy (AA-1364106), Portugal (AA-1820001) Spain (AA-1840150), and United Kingdom (AA-1780059).
.....	Note 10: Zurich Versicherungs-Aktiengesellschaft operates a branch in Germany (AA-1340017)
.....	Note 11: Zurich Versicherungs-Gesellschaft AG also known as Zurich Insurance Company, Ltd operates branches in the following countries: Bermuda (AA-3190825), Canada (AA-1560999), Hong Kong (AA-5324112), Ireland (AA-1780042), Japan (AA-1584115), and Singapore (AA-5760036). It also operates a management entity Alpina International (AA-1460010) in Switzerland
.....	Note 12: An affiliate entity is the attorney-in-fact of Farmers Insurance Exchange, Fire Insurance Exchange and Truck Insurance Exchange (collectively "Exchanges"). The reporting entity's relationship to the Exchanges, their subsidiaries, and the affiliates that they manage is classified as OTHER.
.....	Note 13: This company is a subsidiary of Zurich Insurance Group Ltd., and is an affiliate of Farmers Group, Inc.

ANNUAL STATEMENT FOR THE YEAR 2012 OF THE FARMERS INSURANCE OF COLUMBUS, INC.

SCHEDULE Y

PART 2 - SUMMARY OF INSURER'S TRANSACTIONS WITH ANY AFFILIATES

1	2	3	4	5	6	7	8	9	10	11	12	13
NAIC Company Code	Federal ID Number	Names of Insurers and Parent, Subsidiaries or Affiliates	Shareholder Dividends	Capital Contributions	Purchases, Sales or Exchanges of Loans, Securities, Real Estate, Mortgage Loans or Other Investments	Income/ (Disbursements) Incurred in Connection with Guarantees or Undertakings for the Benefit of any Affiliate(s)	Management Agreements and Service Contracts	Income/ (Disbursements) Incurred Under Reinsurance Agreements	*	Any Other Material Activity Not in the Ordinary Course of the Insurer's Business	Totals	Reinsurance Recoverable/ (Payable) on Losses and/or Reserve Credit Taken/(Liability)
	95-4723863	20th Century Insurance Services, Inc					37,000				37,000	
25232	22-3398993	21st Century Advantage Insurance Company					139,000				139,000	58,251,252
44245	13-3551577	21st Century Assurance Company					652,000				652,000	95,951,597
10184	22-3337475	21st Century Auto Insurance Company of New Jersey					114,000				114,000	(2,223,511)
36404	95-4136306	21st Century Casualty Company					(4,000)				(4,000)	14,383,880
34789	23-2044095	21st Century Centennial Insurance Company					9,483,000				9,483,000	532,358,160
43974	13-1967524	21st Century Indemnity Insurance Company					5,379,000				5,379,000	67,043,860
	51-0283170	21st Century Insurance and Financial Services, Inc.					3,494,000				3,494,000	
12963	95-2565072	21st Century Insurance Company					(5,313,000)				(5,313,000)	371,681,795
10245	86-0812982	21st Century Insurance Company of the Southwest					29,000				29,000	1,599,224
36587	95-1935264	21st Century Insurance Group					2,930,000				2,930,000	
	13-3801089	21st Century National Insurance Company, Inc.					(146,000)				(146,000)	26,231,347
32220	13-3333609	21st Century North American Insurance Company					5,481,000	224,770,229			230,251,229	168,244,754
23795	02-0226203	21st Century Pacific Insurance Company					75,000				75,000	16,275,861
10710	13-3922232	21st Century Pinnacle Insurance Company					148,000				148,000	44,739,506
22225	95-2743473	21st Century Preferred Insurance Company					223,000				223,000	19,621,394
20796	22-1721971	21st Century Premier Insurance Company					6,681,000	(1,581,425)			5,099,575	44,934,968
23833	02-0227294	21st Century Security Insurance Company					387,000				387,000	10,262,630
43761	95-4232263	21st Century Superior Insurance Company					136,000				136,000	9,225,068
	99-0215429	50th State Risk Management Services Inc.					(14,000)				(14,000)	
	AA-1460010	Alpina International						(39,088)			(39,088)	8,192,842
43699	59-2326047	American Federation Insurance Company										
26247	36-6071400	American Guarantee and Liability Insurance Company	(4,000,000)					(4,015,561)	*		(8,015,561)	168,258,618
10805	13-3953213	American Pacific Insurance Company, Inc.					11,000				11,000	6,540,449
40142	36-3141762	American Zurich Insurance Company	2,000,000						*		2,000,000	13,905,318
	59-2029544	Apex Adjustment Bureau, Inc.					54,000				54,000	
	AA-1930048	Associated Marines Insurers Agents Pty Limited						(64,120)			(64,120)	115,844
19305	13-6081895	Assurance Company of America							*			241,884,280
	65-0221990	Bayview Adjustment Bureau, Inc.					1,000				1,000	
11034	34-1893500	Bristol West Casualty Insurance Company					(4,264,287)	(3,735,628)			(7,999,915)	25,104,787
	13-3994449	Bristol West Holdings, Inc.					(42,000)				(42,000)	
19658	38-1865162	Bristol West Insurance Company					(32,900,795)	(34,425,681)			(67,326,476)	206,084,423
	65-0880876	Bristol West Insurance Services of California, Inc.					772,000				772,000	
	65-0616769	Bristol West Insurance Services, Inc. of Florida					11,000				11,000	

ANNUAL STATEMENT FOR THE YEAR 2012 OF THE FARMERS INSURANCE OF COLUMBUS, INC.

SCHEDULE Y

PART 2 - SUMMARY OF INSURER'S TRANSACTIONS WITH ANY AFFILIATES

1	2	3	4	5	6	7	8	9	10	11	12	13
NAIC Company Code	Federal ID Number	Names of Insurers and Parent, Subsidiaries or Affiliates	Shareholder Dividends	Capital Contributions	Purchases, Sales or Exchanges of Loans, Securities, Real Estate, Mortgage Loans or Other Investments	Income/ (Disbursements) Incurred in Connection with Guarantees or Undertakings for the Benefit of any Affiliate(s)	Management Agreements and Service Contracts	Income/ (Disbursements) Incurred Under Reinsurance Agreements	*	Any Other Material Activity Not in the Ordinary Course of the Insurer's Business	Totals	Reinsurance Recoverable/ (Payable) on Losses and/or Reserve Credit Taken/(Liability)
12774	86-1174452	Bristol West Preferred Insurance Company					(9,141,818)	802,322			(8,339,496)	82,092,465
	65-0919338	BWIS of Nevada, Inc.					3,000				3,000	
34649	13-2653231	Centre Insurance Company										42,340,037
80896	04-1589940	Centre Life Insurance Company										1,864,406,195
	AA-3190673	Centre Reinsurance (U.S.) Limited						(6,643,919)			(6,643,919)	159
	AA-3190053	Centre Solutions (Bermuda) Limited						(319,031)			(319,031)	1,897,711
	AA-3190822	Centre Solutions (U.S.) Limited						(364,000)			(364,000)	(72,423,684)
	AA-2280100	Chilena Consolidada Seguros Generales S.A						(916,430)			(916,430)	1,380,089
10315	95-4528269	Civic Property & Casualty Company					(27,625,691)		*		(27,625,691)	(131,167,655)
	76-0543593	Coast National General Agency					(932,000)				(932,000)	
	33-0246699	Coast National Holding Company					280				280	
25089	33-0246701	Coast National Insurance Company					(78,291,855)	(57,208,363)			(135,500,218)	418,304,558
34347	52-1096670	Colonial American Casualty & Surety Company	(1,600,000)						*		(1,600,000)	297,905
21326	47-6022701	Empire Fire and Marine Insurance Company						(45,855,751)	*		(45,855,751)	699,562,721
21334	73-6091717	Empire Indemnity Insurance Company		10,000,000				(422)	*		9,999,578	
10318	95-4528266	Exact Property & Casualty Company					(27,905,690)		*		(27,905,690)	(140,184,504)
	95-0725935	Farmers Group, Inc.	220,000,000				2,154,951,114				2,374,951,114	
21598	95-2626387	Farmers Insurance Co. of Arizona										518,605,445
21601	95-2626385	Farmers Insurance Co. of Idaho					(18,508,268)		*		(18,508,268)	(36,498,973)
21636	95-2655893	Farmers Insurance Co. of Oregon					(171,620,835)		*		(171,620,835)	(791,516,753)
21644	95-2655894	Farmers Insurance Co. of Washington					(50,235,381)		*		(50,235,381)	98,819,188
21628	48-0609012	Farmers Insurance Co., Inc.					(18,798,268)		*		(18,798,268)	672,282,157
21652	95-2575893	Farmers Insurance Exchange					(763,102,419)	229,922,397	*		(533,180,022)	(4,631,671,878)
28487	22-2640040	Farmers Insurance Hawaii, Inc.					472,000				472,000	58,445,713
36889	31-0956373	Farmers Insurance of Columbus Inc.					(24,998,691)		*		(24,998,691)	(25,740,325)
10806	36-4165395	Farmers New Century Insurance Co.					(18,700,268)		*		(18,700,268)	(62,067,261)
63177	91-0335750	Farmers New World Life Ins. Co.	(220,000,000)				(87,559,818)	27,496,932			(280,062,886)	30,896,826
10873	95-4650862	Farmers Reinsurance Company										(584,327,204)
43699	59-2326047	Farmers Specialty Insurance Company					(608,998)	(784,500)			(1,393,498)	2,046,399
24392	74-1067657	Farmers Texas County Mutual Insurance Company										947,021,859
	27-0342907	FCA, LLC	(31,900,000)								(31,900,000)	
39306	13-3046577	Fidelity and Deposit Company of Maryland	(17,800,000)					(9,130,570)	*		(26,930,570)	(75,054,475)
21660	95-6235715	Fire Insurance Exchange					(173,311,680)		*		(173,311,680)	(56,541,518)
	95-2670247	Fire Underwriters Association					209,061,125				209,061,125	
29254	38-1721730	Foremost County Mutual Insurance Company					(32,824,655)	(43,147,109)			(75,971,764)	122,871,370
	38-2505922	Foremost Express Insurance Agency, Inc.					7,640				7,640	
11185	38-1407533	Foremost Insurance Company Grand Rapids, Michigan	31,900,000				(292,174,780)	(284,835,356)			(545,110,136)	1,216,574,348
41688	75-1779175	Foremost Lloyds of Texas					(22,005,430)	(6,205,798)			(28,211,228)	110,682,792
11800	35-1604635	Foremost Property & Casualty Insurance Company					(22,165,823)	(14,738,158)			(36,903,981)	99,059,031

ANNUAL STATEMENT FOR THE YEAR 2012 OF THE FARMERS INSURANCE OF COLUMBUS, INC.

SCHEDULE Y

PART 2 - SUMMARY OF INSURER'S TRANSACTIONS WITH ANY AFFILIATES

1	2	3	4	5	6	7	8	9	10	11	12	13
NAIC Company Code	Federal ID Number	Names of Insurers and Parent, Subsidiaries or Affiliates	Shareholder Dividends	Capital Contributions	Purchases, Sales or Exchanges of Loans, Securities, Real Estate, Mortgage Loans or Other Investments	Income/ (Disbursements) Incurred in Connection with Guarantees or Undertakings for the Benefit of any Affiliate(s)	Management Agreements and Service Contracts	Income/ (Disbursements) Incurred Under Reinsurance Agreements	*	Any Other Material Activity Not in the Ordinary Course of the Insurer's Business	Totals	Reinsurance Recoverable/ (Payable) on Losses and/or Reserve Credit Taken/(Liability)
41513	38-2430150	Foremost Signature Insurance Company				(4,775,936)		40,344,308			35,568,372	32,963,353
	99-0083322	Hawaii Insurance Consultants, Ltd				(592,000)					(592,000)	
21679	36-2661515	Illinois Farmers Insurance Co.				(17,797,268)			*		(17,797,268)	448,261,381
	65-0881673	Insurance Data Systems, G.P.				345,000					345,000	
	38-2336672	Kraft Lake Insurance Agency, Inc.				(120,008)					(120,008)	
12888	20-5623867	Leschi Life Assurance Company				(345,464)		(53,596,727)			(53,942,191)	(30,896,826)
19356	52-0403120	Maryland Casualty Company	2,692,974	1,077,814				(31)	*		3,770,757	507,742,220
21687	95-6016640	Mid-Century Insurance Company				(398,539,051)			*		(398,539,051)	516,448,394
28673	74-2448744	Mid-Century Insurance Company of Texas				(253,000)					(253,000)	9,585,027
10317	95-4528264	Neighborhood Spirit Property & Cas. Co				(27,642,691)			*		(27,642,691)	(126,881,581)
19372	13-5283360	Northern Insurance Company of New York	(1,300,000)						*		(1,300,000)	191,226,150
	AA-5360007	PT Zurich Insurance Indonesia						(533,881)			(533,881)	2,183,355
33120	65-0109120	Security National Insurance Company				(31,381,609)		(45,879,522)			(77,261,131)	165,418,800
26387	52-0981481	Steadfast Insurance Company	(19,500,000)					7,354	*		(19,492,646)	(489,156,699)
21695	94-1663548	Texas Farmers Ins. Co.				(23,928,691)			*		(23,928,691)	291,314,597
21709	95-2575892	Truck Insurance Exchange				(190,167,103)		(21,532,773)	*		(211,699,876)	865,159,741
	95-2670330	Truck Underwriters Association				180,106,650					180,106,650	
41181	43-1249228	Universal Underwriters Insurance Company	(15,900,000)					(95,427,504)	*		(111,327,504)	1,252,422,260
70173	43-0824418	Universal Underwriters Life Insurance Company				(1,194,471)					(1,194,471)	9,186
	74-2717532	Zurich Agency Services Inc.	(1,392,974)	(1,077,814)							(2,470,788)	
	36-6169781	Zurich American Corporation		(20,000,000)							(20,000,000)	
16535	36-4233459	Zurich American Insurance Company	(290,200,000)	(463,000,000)				331,160,393	*	(35,590,417)	(457,630,024)	8,840,401,083
27855	36-2781080	Zurich American Insurance Company of Illinois	(2,000,000)						*		(2,000,000)	8,438,489
90557	36-3050975	Zurich American Life Insurance Company		20,000,000		(1,250,067)		26,099,795			44,849,728	
14178	27-4746162	Zurich American Life Insurance Company of New York										
		Zurich Argentina Cia. de Seguros S.A.						10,991			10,991	94,200
	AA-1930995	Zurich Australian Ins LTD.						(6,550,580)			(6,550,580)	(39,454,913)
	AA-0053640	Zurich F&I Reinsurance T&C Limited										(282,687,538)
	AA-3190947	Zurich Global Ltd.						(6,280,115)			(6,280,115)	(120,734,515)
		Zurich GSG Limited						154,926			154,926	923,497
	36-3096373	Zurich Holding Company of America	349,000,000	453,000,000						35,590,417	837,590,417	
	AA-5280035	Zurich Insurance (Taiwan) Ltd.						(450,624)			(450,624)	1,184,320
	AA-5760036	Zurich Insurance Company (Singapore Branch)										40,904,849
	AA-3190825	Zurich Insurance Company Bermuda										(4,602,405,651)
	AA-1560999	Zurich Insurance Company Head Office of Canada						18,413,432			18,413,432	143,914,795
	AA-5324112	Zurich Insurance Company HK Branch						(10,535,159)			(10,535,159)	(3,024,511)
	AA-1780042	Zurich Insurance Company Ltd. Ireland Branch						(636,892)			(636,892)	3,387,388

99.2

ANNUAL STATEMENT FOR THE YEAR 2012 OF THE FARMERS INSURANCE OF COLUMBUS, INC.

SCHEDULE Y

PART 2 - SUMMARY OF INSURER'S TRANSACTIONS WITH ANY AFFILIATES

1	2	3	4	5	6	7	8	9	10	11	12	13
NAIC Company Code	Federal ID Number	Names of Insurers and Parent, Subsidiaries or Affiliates	Shareholder Dividends	Capital Contributions	Purchases, Sales or Exchanges of Loans, Securities, Real Estate, Mortgage Loans or Other Investments	Income/ (Disbursements) Incurred in Connection with Guarantees or Undertakings for the Benefit of any Affiliate(s)	Management Agreements and Service Contracts	Income/ (Disbursements) Incurred Under Reinsurance Agreements	*	Any Other Material Activity Not in the Ordinary Course of the Insurer's Business	Totals	Reinsurance Recoverable/ (Payable) on Losses and/or Reserve Credit Taken/(Liability)
	AA-1584115	Zurich Insurance Company Ltd. Japan Branch						(25,824,281)			(25,824,281)	42,483,706
	AA-1990925	Zurich Insurance Company South Africa Limited						(187,019)			(187,019)	1,228,631
	AA-1780059	Zurich Insurance Plc - UK Branch						(62,694,144)			(62,694,144)	349,774,836
	AA-1364106	Zurich Insurance plc, Italy Branch						550,960			550,960	(1,917,270)
	AA-1820001	Zurich Insurance plc, Portugal Branch						(175,630)			(175,630)	2,889,595
	AA-1840150	Zurich Insurance plc, Sucursal en Espana						(281,003)			(281,003)	17,581,773
	AA-3190185	Zurich International (Bermuda) Ltd.						1,892,554			1,892,554	(28,631,498)
	AA-1120018	Zurich International (UK) Limited						(282)			(282)	180,680
	AA-2234101	Zurich Minas Brasil Seguros S.A.						(50,071)			(50,071)	(16,579)
	AA-9220001	Zurich Reliable Insurance Limited						(280,853)			(280,853)	450,872
	AA-2990865	Zurich Seguros, S.A.						620,970			620,970	(956,462)
	AA-1864102	Zurich Sigorta A.S.						(357,172)			(357,172)	1,472,267
		Zurich Specialties London						3,752,862			3,752,862	55,092,958
	AA-1460190	Zurich Versicherungs-Gesellschaft AG						(64,655,128)			(64,655,128)	(705,245,021)
	AA-1460190	Zurich Versicherungs-Gesellschaft AG Bermuda Branch										(9,905,885,527)
	AA-1220080	Zurich Versicherung Aktiengesellschaft						380,131			380,131	681,712
	AA-1340017	Zurich Vertriebs GmbH						(2,069,789)			(2,069,789)	13,232,436
	AA-1840022	Zurich Vida, Compan?a de Seguros y Reaseguros, S.A. - Socied						(443,166)			(443,166)	6,216,915
	AA-2734111	Zurich, Compan?a de Seguros, S.A.						6,072,701			6,072,701	(4,435,959)
	9999999	Control Totals							XXX			

ANNUAL STATEMENT FOR THE YEAR 2012 OF THE FARMERS INSURANCE OF COLUMBUS, INC.

Please refer to Note 26 for an explanation of ZAIC's Intercompany Pooling Agreement. ZAIC, AZ, AG, SIC, ZAI, MCC, NIC, ACA, FD, CAC, EFM, EI, UUIC, and UT participate in an agreement which provides for the pooling of insurance business written by the fourteen affiliated companies. Under this agreement, all transactions included in net income or loss resulting from underwriting operations and the related asset and liability accounts are distributed 100% to ZAIC.

Please refer to Note 26 for an explanation of Farmers Insurance Group of Companies Intercompany Pooling Agreement. A reinsurance pooling agreement between certain members of the Farmers Insurance Group of Companies became effective on December 31, 1985 and was modified as of January 1, 1992, as of January 1, 1993, as of January 1, 1994, January 1, 1998, and January 1, 1999. The pooling participants and their respective shares are as follows:

	1991 & Prior	1992	1993	1994 - 1997	1998	1999 - Present
Farmers Insurance Exchange	71.61	64.00	66.46	68.76	68.01	51.75
Truck Insurance Exchange	10.42	10.24	9.00	8.65	8.65	7.75
Fire Insurance Exchange	9.93	10.00	10.00	8.05	8.05	7.50
Farmers Insurance Company of Oregon	4.28	10.00	10.24	10.24	10.24	7.00
Mid-Century Insurance Company	1.46	1.46	0.00	0.00	0.00	16.00
Texas Farmers Insurance Company	1.03	1.03	1.03	1.03	1.03	1.00
Farmers Insurance Company, Inc.	0.65	0.65	0.65	0.65	0.65	0.75
Illinois Farmers Insurance Company	0.62	0.62	0.62	0.62	0.62	0.75
Farmers Insurance Company of Washington	0.00	2.00	2.00	2.00	2.00	2.00
Farmers New Century Insurance Company	0.00	0.00	0.00	0.00	0.75	0.75
Farmers Insurance Co of Idaho	0.00	0.00	0.00	0.00	0.00	0.75
Farmers Insurance of Columbus, Inc.	0.00	0.00	0.00	0.00	0.00	1.00
Civic Property & Casualty Company	0.00	0.00	0.00	0.00	0.00	1.00
Exact Property & Casualty Company	0.00	0.00	0.00	0.00	0.00	1.00
Neighborhood Spirit Property & Casualty Co.	0.00	0.00	0.00	0.00	0.00	1.00

**ANNUAL STATEMENT FOR THE YEAR 2012 OF THE FARMERS INSURANCE OF COLUMBUS, INC.
SUPPLEMENTAL EXHIBITS AND SCHEDULES INTERROGATORIES**











The following supplemental reports are required to be filed as part of your statement filing unless specifically waived by the domiciliary state. However, in the event that your domiciliary state waives the filing requirement, your response of **WAIVED** to the specific interrogatory will be accepted in lieu of filing a "NONE" report and a bar code will be printed below. If the supplement is required of your company but is not being filed for whatever reason enter **SEE EXPLANATION** and provide an explanation following the interrogatory questions.

	Responses
MARCH FILING	
1. Will an actuarial opinion be filed by March 1?	YES
2. Will the Supplemental Compensation Exhibit be filed with the state of domicile by March 1?	YES
3. Will the confidential Risk-based Capital Report be filed with the NAIC by March 1?	YES
4. Will the confidential Risk-based Capital Report be filed with the state of domicile, if required by March 1?	YES
APRIL FILING	
5. Will the Insurance Expense Exhibit be filed with the state of domicile and the NAIC by April 1?	YES
6. Will Management's Discussion and Analysis be filed by April 1?	YES
7. Will the Supplemental Investment Risk Interrogatories be filed by April 1?	YES
MAY FILING	
8. Will this company be included in a combined annual statement which is filed with the NAIC by May 1?	YES
JUNE FILING	
9. Will an audited financial report be filed by June 1?	YES
10. Will Accountant's Letter of Qualifications be filed with the state of domicile and electronically with the NAIC by June 1?	YES
AUGUST FILING	
11. Will Communication of Internal Control Related Matters Noted in Audit be filed with the state of domicile by August 1?	YES











The following supplemental reports are required to be filed as part of your annual statement filing. However, in the event that your company does not transact the type of business for which the special report must be filed, your response of **NO** to the specific interrogatory will be accepted in lieu of filing a "NONE" report and a bar code will be printed below. If the supplemental is required of your company but is not being filed for whatever reason enter **SEE EXPLANATION** and provide an explanation following the interrogatory questions.

MARCH FILING	
12. Will Schedule SIS (Stockholder Information Supplement) be filed with the state of domicile by March 1?	NO
13. Will the Financial Guaranty Insurance Exhibit be filed by March 1?	NO
14. Will the Medicare Supplement Insurance Experience Exhibit be filed with the state of domicile and the NAIC by March 1?	NO
15. Will Supplement A to Schedule T (Medical Professional Liability Supplement) be filed by March 1?	NO
16. Will the Trusteed Surplus Statement be filed with the state of domicile and the NAIC by March 1?	NO
17. Will the Premiums Attributed to Protected Cells Exhibit be filed by March 1?	NO
18. Will the Reinsurance Summary Supplemental Filing for General Interrogatory 9 be filed with the state of domicile and the NAIC by March 1?	NO
19. Will the Medicare Part D Coverage Supplement be filed with the state of domicile and the NAIC by March 1?	NO
20. Will the confidential Actuarial Opinion Summary be filed with the state of domicile, if required, by March 15 (or the date otherwise specified)?	YES
21. Will the Reinsurance Attestation Supplement be filed with the state of domicile and the NAIC by March 1?	NO
22. Will the Exceptions to the Reinsurance Attestation Supplement be filed with the state of domicile by March 1?	NO
23. Will the Bail Bond Supplement be filed with the state of domicile and the NAIC by March 1?	NO
24. Will the Director and Officer Insurance Coverage Supplement be filed with the state of domicile and the NAIC by March 1?	NO
25. Will an approval from the reporting entity's state of domicile for relief related to the five-year rotation requirement for lead audit partner be filed electronically with the NAIC by March 1?	NO
26. Will an approval from the reporting entity's state of domicile for relief related to the one-year cooling off period for independent CPA be filed electronically with the NAIC by March 1?	NO
27. Will an approval from the reporting entity's state of domicile for relief related to the Requirements for Audit Committees be filed electronically with the NAIC by March 1?	NO
APRIL FILING	
28. Will the Credit Insurance Experience Exhibit be filed with the state of domicile and the NAIC by April 1?	NO
29. Will the Long-term Care Experience Reporting Forms be filed with the state of domicile and the NAIC by April 1?	NO
30. Will the Accident and Health Policy Experience Exhibit be filed by April 1?	NO
31. Will the Supplemental Health Care Exhibit (Parts 1, 2 and 3) be filed with the state of domicile and the NAIC by April 1?	NO
32. Will the regulator only (non-public) Supplemental Health Care Exhibit's Expense Allocation Report be filed with the state of domicile and the NAIC by April 1?	NO
AUGUST FILING	
33. Will Management's Report of Internal Control Over Financial Reporting be filed with the state of domicile by August 1?	YES

- Explanations:
- 12.
 - 13.
 - 14.
 - 15.
 - 16.
 - 17.
 - 18.
 - 19.
 - 20.
 - 21.
 - 22. There are no exceptions to the Reinsurance Attestation Supplement.
 - 23.
 - 24.
 - 25.
 - 26.
 - 27.
 - 28.
 - 29.
 - 30.
 - 31.
 - 32.

12. Bar Codes: SIS Stockholder Information Supplement [Document Identifier 420]	 3 6 8 8 9 2 0 1 2 4 2 0 0 0 0 0 0
13. Financial Guaranty Insurance Exhibit [Document Identifier 240]	 3 6 8 8 9 2 0 1 2 2 4 0 0 0 0 0 0
14. Medicare Supplement Insurance Experience Exhibit [Document Identifier 360]	 3 6 8 8 9 2 0 1 2 3 6 0 0 0 0 0 0
15. Supplement A to Schedule T [Document Identifier 455]	 3 6 8 8 9 2 0 1 2 4 5 5 0 0 0 0 0
16. Trusteed Surplus Statement [Document Identifier 490]	 3 6 8 8 9 2 0 1 2 4 6 0 0 0 0 0 0
17. Premiums Attributed to Protected Cells [Document Identifier 385]	 3 6 8 8 9 2 0 1 2 3 8 5 0 0 0 0 0
18. Reinsurance Summary Supplemental Filing [Document Identifier 401]	 3 6 8 8 9 2 0 1 2 4 0 1 0 0 0 0 0
19. Medicare Part D Coverage Supplement [Document Identifier 365]	 3 6 8 8 9 2 0 1 2 3 6 5 0 0 0 0 0
21. Reinsurance Attestation Supplement [Document Identifier 399]	 3 6 8 8 9 2 0 1 2 3 9 9 0 0 0 0 0
22. Exceptions to the Reinsurance Attestation Supplement [Document Identifier 400]	 3 6 8 8 9 2 0 1 2 4 0 0 0 0 0 0 0

SUPPLEMENTAL EXHIBITS AND SCHEDULES INTERROGATORIES

- 23. Bail Bond Supplement [Document Identifier 500] 
3 6 8 8 9 2 0 1 2 5 0 0 0 0 0 0 0 0
- 24. Director and Officer Insurance Coverage Supplement [Document Identifier 505] 
3 6 8 8 9 2 0 1 2 5 0 5 0 0 0 0 0 0
- 25. Relief from the five-year rotation requirement for lead audit partner [Document Identifier 224] 
3 6 8 8 9 2 0 1 2 2 2 4 0 0 0 0 0 0
- 26. Relief from the one-year cooling off period for independent CPA [Document Identifier 225] 
3 6 8 8 9 2 0 1 2 2 2 5 0 0 0 0 0 0
- 27. Relief from the Requirements for Audit Committees [Document Identifier 226] 
3 6 8 8 9 2 0 1 2 2 2 6 0 0 0 0 0 0
- 28. Credit Insurance Experience Exhibit [Document Identifier 230] 
3 6 8 8 9 2 0 1 2 2 3 0 0 0 0 0 0 0
- 29. Long-Term Care Experience Reporting Forms [Document Identifier 306] 
3 6 8 8 9 2 0 1 2 3 0 6 0 0 0 0 0 0
- 30. Accident and Health Policy Experience Exhibit [Document Identifier 210] 
3 6 8 8 9 2 0 1 2 2 1 0 0 0 0 0 0 0
- 31. Supplemental Health Care Exhibit (Parts 1, 2 and 3) [Document Identifier 216] 
3 6 8 8 9 2 0 1 2 2 1 6 0 0 0 0 0 0
- 32. Supplemental Health Care Exhibit's Expense Allocation Report [Document Identifier 217] 
3 6 8 8 9 2 0 1 2 2 1 7 0 0 0 0 0 0

OVERFLOW PAGE FOR WRITE-INS

Additional Write-ins for Underwriting and Investment Exhibit Part 3 Line 24

	1	2	3	4
	Loss Adjustment Expenses	Other Underwriting Expenses	Investment Expenses	Total
2404. Miscellaneous investment expenses			2,644	2,644
2497. Summary of remaining write-ins for Line 24 from overflow page			2,644	2,644

ALPHABETICAL INDEX

ANNUAL STATEMENT BLANK

Assets	2
Cash Flow	5
Exhibit of Capital Gains (Losses)	12
Exhibit of Net Investment Income	12
Exhibit of Nonadmitted Assets	13
Exhibit of Premiums and Losses (State Page)	19
Five-Year Historical Data	17
General Interrogatories	15
Jurat Page	1
Liabilities, Surplus and Other Funds	3
Notes To Financial Statements	14
Overflow Page For Write-ins	101
Schedule A - Part 1	E01
Schedule A - Part 2	E02
Schedule A - Part 3	E03
Schedule A - Verification Between Years	SI02
Schedule B - Part 1	E04
Schedule B - Part 2	E05
Schedule B - Part 3	E06
Schedule B - Verification Between Years	SI02
Schedule BA - Part 1	E07
Schedule BA - Part 2	E08
Schedule BA - Part 3	E09
Schedule BA - Verification Between Years	SI03
Schedule D - Part 1	E10
Schedule D - Part 1A - Section 1	SI05
Schedule D - Part 1A - Section 2	SI08
Schedule D - Part 2 - Section 1	E11
Schedule D - Part 2 - Section 2	E12
Schedule D - Part 3	E13
Schedule D - Part 4	E14
Schedule D - Part 5	E15
Schedule D - Part 6 - Section 1	E16
Schedule D - Part 6 - Section 2	E16
Schedule D - Summary By Country	SI04
Schedule D - Verification Between Years	SI03
Schedule DA - Part 1	E17
Schedule DA - Verification Between Years	SI10
Schedule DB - Part A - Section 1	E18
Schedule DB - Part A - Section 2	E19
Schedule DB - Part A - Verification Between Years	SI11
Schedule DB - Part B - Section 1	E20
Schedule DB - Part B - Section 2	E21
Schedule DB - Part B - Verification Between Years	SI11
Schedule DB - Part C - Section 1	SI12
Schedule DB - Part C - Section 2	SI13
Schedule DB - Part D	E22
Schedule DB - Verification	SI14
Schedule DL - Part 1	E23
Schedule DL - Part 2	E24
Schedule E - Part 1 - Cash	E25
Schedule E - Part 2 - Cash Equivalents	E26
Schedule E - Part 3 - Special Deposits	E27
Schedule E - Verification Between Years	SI15
Schedule F - Part 1	20
Schedule F - Part 2	21
Schedule F - Part 3	22
Schedule F - Part 4	23
Schedule F - Part 5	24
Schedule F - Part 6 - Section 1	25
Schedule F - Part 6 - Section 2	27
Schedule F - Part 7	28
Schedule F - Part 8	29
Schedule F - Part 9	30

ANNUAL STATEMENT BLANK (Continued)

Schedule H - Accident and Health Exhibit - Part 1	31
Schedule H - Part 2, Part 3 and 4	32
Schedule H - Part 5 - Health Claims	33
Schedule P - Part 1 - Summary	34
Schedule P - Part 1A - Homeowners/Farmowners	36
Schedule P - Part 1B - Private Passenger Auto Liability/Medical	37
Schedule P - Part 1C - Commercial Auto/Truck Liability/Medical	38
Schedule P - Part 1D - Workers' Compensation (Excluding Excess Workers' Compensation)	39
Schedule P - Part 1E - Commercial Multiple Peril	40
Schedule P - Part 1F - Section 1 - Medical Professional Liability - Occurrence	41
Schedule P - Part 1F - Section 2 - Medical Professional Liability - Claims-Made	42
Schedule P - Part 1G - Special Liability (Ocean, Marine, Aircraft (All Perils), Boiler and Machinery)	43
Schedule P - Part 1H - Section 1 - Other Liability - Occurrence	44
Schedule P - Part 1H - Section 2 - Other Liability - Claims-Made	45
Schedule P - Part 1I - Special Property (Fire, Allied Lines, Inland Marine, Earthquake, Burglary & Theft)	46
Schedule P - Part 1J - Auto Physical Damage	47
Schedule P - Part 1K - Fidelity/Surety	48
Schedule P - Part 1L - Other (Including Credit, Accident and Health)	49
Schedule P - Part 1M - International	50
Schedule P - Part 1N - Reinsurance - Nonproportional Assumed Property	51
Schedule P - Part 1O - Reinsurance - Nonproportional Assumed Liability	52
Schedule P - Part 1P - Reinsurance - Nonproportional Assumed Financial Lines	53
Schedule P - Part 1R - Section 1 - Products Liability - Occurrence	54
Schedule P - Part 1R - Section 2 - Products Liability - Claims-Made	55
Schedule P - Part 1S - Financial Guaranty/Mortgage Guaranty	56
Schedule P - Part 1T - Warranty	57
Schedule P - Part 2, Part 3 and Part 4 - Summary	35
Schedule P - Part 2A - Homeowners/Farmowners	58
Schedule P - Part 2B - Private Passenger Auto Liability/Medical	58
Schedule P - Part 2C - Commercial Auto/Truck Liability/Medical	58
Schedule P - Part 2D - Workers' Compensation (Excluding Excess Workers' Compensation)	58
Schedule P - Part 2E - Commercial Multiple Peril	58
Schedule P - Part 2F - Section 1 - Medical Professional Liability - Occurrence	59
Schedule P - Part 2F - Section 2 - Medical Professional Liability - Claims-Made	59
Schedule P - Part 2G - Special Liability (Ocean Marine, Aircraft (All Perils), Boiler and Machinery)	59
Schedule P - Part 2H - Section 1 - Other Liability - Occurrence	59
Schedule P - Part 2H - Section 2 - Other Liability - Claims-Made	59
Schedule P - Part 2I - Special Property (Fire, Allied Lines, Inland Marine, Earthquake, Burglary, and Theft)	60
Schedule P - Part 2J - Auto Physical Damage	60
Schedule P - Part 2K - Fidelity, Surety	60
Schedule P - Part 2L - Other (Including Credit, Accident and Health)	60
Schedule P - Part 2M - International	60
Schedule P - Part 2N - Reinsurance - Nonproportional Assumed Property	61
Schedule P - Part 2O - Reinsurance - Nonproportional Assumed Liability	61
Schedule P - Part 2P - Reinsurance - Nonproportional Assumed Financial Lines	61
Schedule P - Part 2R - Section 1 - Products Liability - Occurrence	62
Schedule P - Part 2R - Section 2 - Products Liability - Claims-Made	62
Schedule P - Part 2S - Financial Guaranty/Mortgage Guaranty	62
Schedule P - Part 2T - Warranty	62
Schedule P - Part 3A - Homeowners/Farmowners	63
Schedule P - Part 3B - Private Passenger Auto Liability/Medical	63
Schedule P - Part 3C - Commercial Auto/Truck Liability/Medical	63
Schedule P - Part 3D - Workers' Compensation (Excluding Excess Workers' Compensation)	63
Schedule P - Part 3E - Commercial Multiple Peril	63
Schedule P - Part 3F - Section 1 - Medical Professional Liability - Occurrence	64
Schedule P - Part 3F - Section 2 - Medical Professional Liability - Claims-Made	64
Schedule P - Part 3G - Special Liability (Ocean Marine, Aircraft (All Perils), Boiler and Machinery)	64
Schedule P - Part 3H - Section 1 - Other Liability - Occurrence	64
Schedule P - Part 3H - Section 2 - Other Liability - Claims-Made	64
Schedule P - Part 3I - Special Property (Fire, Allied Lines, Inland Marine, Earthquake, Burglary, and Theft)	65
Schedule P - Part 3J - Auto Physical Damage	65
Schedule P - Part 3K - Fidelity/Surety	65
Schedule P - Part 3L - Other (Including Credit, Accident and Health)	65
Schedule P - Part 3M - International	65
Schedule P - Part 3N - Reinsurance - Nonproportional Assumed Property	66
Schedule P - Part 3O - Reinsurance - Nonproportional Assumed Liability	66
Schedule P - Part 3P - Reinsurance - Nonproportional Assumed Financial Lines	66
Schedule P - Part 3R - Section 1 - Products Liability - Occurrence	67
Schedule P - Part 3R - Section 2 - Products Liability - Claims-Made	67
Schedule P - Part 3S - Financial Guaranty/Mortgage Guaranty	67
Schedule P - Part 3T - Warranty	67

ANNUAL STATEMENT BLANK (Continued)

Schedule P - Part 4A - Homeowners/Farmowners	68
Schedule P - Part 4B - Private Passenger Auto Liability/Medical	68
Schedule P - Part 4C - Commercial Auto/Truck Liability/Medical	68
Schedule P - Part 4D - Workers' Compensation (Excluding Excess Workers' Compensation)	68
Schedule P - Part 4E - Commercial Multiple Peril	68
Schedule P - Part 4F - Section 1 - Medical Professional Liability - Occurrence	69
Schedule P - Part 4F - Section 2 - Medical Professional Liability - Claims-Made	69
Schedule P - Part 4G - Special Liability (Ocean Marine, Aircraft (All Perils), Boiler and Machinery)	69
Schedule P - Part 4H - Section 1 - Other Liability - Occurrence	69
Schedule P - Part 4H - Section 2 - Other Liability - Claims-Made	69
Schedule P - Part 4I - Special Property (Fire, Allied Lines, Inland Marine, Earthquake, Burglary and Theft)	70
Schedule P - Part 4J - Auto Physical Damage	70
Schedule P - Part 4K - Fidelity/Surety	70
Schedule P - Part 4L - Other (Including Credit, Accident and Health)	70
Schedule P - Part 4M - International	70
Schedule P - Part 4N - Reinsurance - Nonproportional Assumed Property	71
Schedule P - Part 4O - Reinsurance - Nonproportional Assumed Liability	71
Schedule P - Part 4P - Reinsurance - Nonproportional Assumed Financial Lines	71
Schedule P - Part 4R - Section 1 - Products Liability - Occurrence	72
Schedule P - Part 4R - Section 2 - Products Liability - Claims-Made	72
Schedule P - Part 4S - Financial Guaranty/Mortgage Guaranty	72
Schedule P - Part 4T - Warranty	72
Schedule P - Part 5A - Homeowners/Farmowners	73
Schedule P - Part 5B - Private Passenger Auto Liability/Medical	74
Schedule P - Part 5C - Commercial Auto/Truck Liability/Medical	75
Schedule P - Part 5D - Workers' Compensation (Excluding Excess Workers' Compensation)	76
Schedule P - Part 5E - Commercial Multiple Peril	77
Schedule P - Part 5F - Medical Professional Liability - Claims-Made	79
Schedule P - Part 5F - Medical Professional Liability - Occurrence	78
Schedule P - Part 5H - Other Liability - Claims-Made	81
Schedule P - Part 5H - Other Liability - Occurrence	80
Schedule P - Part 5R - Products Liability - Claims-Made	83
Schedule P - Part 5R - Products Liability - Occurrence	82
Schedule P - Part 5T - Warranty	84
Schedule P - Part 6C - Commercial Auto/Truck Liability/Medical	85
Schedule P - Part 6D - Workers' Compensation (Excluding Excess Workers' Compensation)	85
Schedule P - Part 6E - Commercial Multiple Peril	86
Schedule P - Part 6H - Other Liability - Claims-Made	87
Schedule P - Part 6H - Other Liability - Occurrence	86
Schedule P - Part 6M - International	87
Schedule P - Part 6N - Reinsurance - Nonproportional Assumed Property	88
Schedule P - Part 6O - Reinsurance - Nonproportional Assumed Liability	88
Schedule P - Part 6R - Products Liability - Claims-Made	89
Schedule P - Part 6R - Products Liability - Occurrence	89
Schedule P - Part 7A - Primary Loss Sensitive Contracts	90
Schedule P - Part 7B - Reinsurance Loss Sensitive Contracts	92
Schedule P Interrogatories	94
Schedule T - Exhibit of Premiums Written	95
Schedule T - Part 2 - Interstate Compact	96
Schedule Y - Information Concerning Activities of Insurer Members of a Holding Company Group	97
Schedule Y - Part 1A - Detail of Insurance Holding Company System	98
Schedule Y - Part 2 - Summary of Insurer's Transactions With Any Affiliates	99
Statement of Income	4
Summary Investment Schedule	SI01
Supplemental Exhibits and Schedules Interrogatories	100
Underwriting and Investment Exhibit Part 1	6
Underwriting and Investment Exhibit Part 1A	7
Underwriting and Investment Exhibit Part 1B	8
Underwriting and Investment Exhibit Part 2	9
Underwriting and Investment Exhibit Part 2A	10
Underwriting and Investment Exhibit Part 3	11