



ANNUAL STATEMENT

For the Year Ended December 31, 2012
of the Condition and Affairs of the

GREAT AMERICAN SPIRIT INSURANCE COMPANY

NAIC Group Code.....84, 84 (Current Period) (Prior Period)	NAIC Company Code..... 33723	Employer's ID Number..... 31-1237970
Organized under the Laws of OHIO	State of Domicile or Port of Entry OHIO	Country of Domicile US
Incorporated/Organized..... April 5, 1988	Commenced Business..... July 26, 1988	
Statutory Home Office	301 E Fourth Street..... Cincinnati OH US 45202 <i>(Street and Number) (City or Town, State, Country and Zip Code)</i>	
Main Administrative Office	301 E Fourth Street..... Cincinnati OH US..... 45202 <i>(Street and Number) (City or Town, State, Country and Zip Code)</i>	513-369-5000 <i>(Area Code) (Telephone Number)</i>
Mail Address	301 E Fourth Street..... Cincinnati OH US 45202 <i>(Street and Number or P. O. Box) (City or Town, State, Country and Zip Code)</i>	
Primary Location of Books and Records	301 E Fourth Street..... Cincinnati OH US 45202 <i>(Street and Number) (City or Town, State, Country and Zip Code)</i>	513-369-5000 <i>(Area Code) (Telephone Number)</i>
Internet Web Site Address	www.GreatAmericanInsurance.com	
Statutory Statement Contact	Robert James Schwartz <i>(Name)</i> BSchwartz@GAIC.com <i>(E-Mail Address)</i>	513-369-5092 <i>(Area Code) (Telephone Number) (Extension)</i> 513-369-3873 <i>(Fax Number)</i>

OFFICERS

Name	Title	Name	Title
1. Donald Dumford Larson	President	2. Eve Cutler Rosen #	Senior Vice President, General Counsel & Secretary
3. Robert James Schwartz	Vice President & Controller	4. John Linn Doellman	Vice President & Actuary
Ronald James Brichler	Executive Vice President	Gary John Gruber	Executive Vice President
Aaron Beasy Latto #	Senior Vice President	David John Witzgall	Senior Vice President, Chief Financial Officer & Treasurer
Annette Denise Gardner	Vice President & Assistant Treasurer	John William Tholen #	Vice President
Stephen Charles Beraha	Assistant Vice President & Assistant Secretary	Kathleen Joan Brown	Assistant Vice President
Howard Kim Baird	Assistant Treasurer	Robert Jude Zbacnik	Assistant Treasurer

DIRECTORS

Ronald James Brichler	Gary John Gruber	Donald Dumford Larson	Vito Charles Peraino
Michael David Pierce	Eve Cutler Rosen	Piyush Kumar Singh	Michael Eugene Sullivan Jr.
David John Witzgall			

State of..... Ohio
County of.... Hamilton

The officers of this reporting entity being duly sworn, each depose and say that they are the described officers of said reporting entity, and that on the reporting period stated above, all of the herein described assets were the absolute property of the said reporting entity, free and clear from any liens or claims thereon, except as herein stated, and that this statement, together with related exhibits, schedules and explanations therein contained, annexed or referred to, is a full and true statement of all the assets and liabilities and of the condition and affairs of the said reporting entity as of the reporting period stated above, and of its income and deductions therefrom for the period ended, and have been completed in accordance with the NAIC *Annual Statement Instructions and Accounting Practices and Procedures* manual except to the extent that: (1) state law may differ; or, (2) that state rules or regulations require differences in reporting not related to accounting practices and procedures, according to the best of their information, knowledge and belief, respectively. Furthermore, the scope of this attestation by the described officers also includes the related corresponding electronic filing with the NAIC, when required, that is an exact copy (except for formatting differences due to electronic filing) of the enclosed statement. The electronic filing may be requested by various regulators in lieu of or in addition to the enclosed statement.

(Signature)	(Signature)	(Signature)
Donald Dumford Larson	Eve Cutler Rosen	Robert James Schwartz
President	Senior Vice President, General Counsel & Secretary	Vice President & Controller
(Title)	(Title)	(Title)

Subscribed and sworn to before me
This 8th day of February, 2013

Notary Public, State of Ohio
My Commission Expires 11-08-2016



a. Is this an original filing? Yes [X] No []
b. If no 1. State the amendment number _____
2. Date filed _____
3. Number of pages attached _____

EXHIBIT OF PREMIUMS AND LOSSES (Statutory Page 14 Data)



NAIC Group Code....84 NAIC Company Code....33723

BUSINESS IN THE STATE OF ALASKA DURING THE YEAR

Line of Business	Gross Premiums, Including Policy and Membership Fees, Less Return Premiums and Premiums on Policies not Taken		3 Dividends Paid or Credited to Policyholders on Direct Business	4 Direct Unearned Premium Reserves	5 Direct Losses Paid (deducting salvage)	6 Direct Losses Incurred	7 Direct Losses Unpaid	8 Direct Defense and Cost Containment Expense Paid	9 Direct Defense and Cost Containment Expense Incurred	10 Direct Defense and Cost Containment Expense Unpaid	11 Commissions and Brokerage Expenses	12 Taxes, Licenses and Fees
	1 Direct Premiums Written	2 Direct Premiums Earned										
1. Fire.....	0	0	0	0	0	0	0	0	0	0	0	0
2.1 Allied lines.....	0	0	0	0	0	0	0	0	0	0	0	0
2.2 Multiple peril crop.....	0	0	0	0	0	0	0	0	0	0	0	0
2.3 Federal flood.....	0	0	0	0	0	0	0	0	0	0	0	0
3. Farmowners multiple peril.....	0	0	0	0	0	0	0	0	0	0	0	0
4. Homeowners multiple peril.....	0	0	0	0	0	0	0	0	0	0	0	0
5.1 Commercial multiple peril (non-liability portion).....	0	0	0	0	0	0	0	0	0	0	0	0
5.2 Commercial multiple peril (liability portion).....	14,472	11,141	0	12,457	0	457	457	0	457	457	2,171	1,958
6. Mortgage guaranty.....	0	0	0	0	0	0	0	0	0	0	0	0
8. Ocean marine.....	0	0	0	0	0	0	0	0	0	0	0	0
9. Inland marine.....	0	0	0	0	0	0	0	0	0	0	0	0
10. Financial guaranty.....	0	0	0	0	0	0	0	0	0	0	0	0
11. Medical professional liability.....	0	0	0	0	0	0	0	0	0	0	0	0
12. Earthquake.....	0	0	0	0	0	0	0	0	0	0	0	0
13. Group accident and health (b).....	0	0	0	0	0	0	0	0	0	0	0	0
14. Credit A&H (group and individual).....	0	0	0	0	0	0	0	0	0	0	0	0
15.1 Collectively renewable A&H (b).....	0	0	0	0	0	0	0	0	0	0	0	0
15.2 Non-cancelable A&H (b).....	0	0	0	0	0	0	0	0	0	0	0	0
15.3 Guaranteed renewable A&H (b).....	0	0	0	0	0	0	0	0	0	0	0	0
15.4 Non-renewable for stated reasons only (b).....	0	0	0	0	0	0	0	0	0	0	0	0
15.5 Other accident only.....	0	0	0	0	0	0	0	0	0	0	0	0
15.6 Medicare Title XVIII exempt from state taxes or fees.....	0	0	0	0	0	0	0	0	0	0	0	0
15.7 All other A&H (b).....	0	0	0	0	0	0	0	0	0	0	0	0
15.8 Federal employees health benefits program premium (b).....	0	0	0	0	0	0	0	0	0	0	0	0
16. Workers' compensation.....	0	0	0	0	0	0	0	0	0	0	0	0
17.1 Other liability-occurrence.....	0	0	0	0	0	0	0	0	0	0	0	0
17.2 Other liability-claims-made.....	5,539	6,053	0	3,462	0	(944)	91	0	113	275	859	1,179
17.3 Excess workers' compensation.....	0	0	0	0	0	0	0	0	0	0	0	0
18. Products liability.....	0	0	0	0	0	0	0	0	0	0	0	0
19.1 Private passenger auto no-fault (personal injury protection).....	0	0	0	0	0	0	0	0	0	0	0	0
19.2 Other private passenger auto liability.....	0	0	0	0	0	0	1,432	0	0	399	0	0
19.3 Commercial auto no-fault (personal injury protection).....	0	0	0	0	0	0	0	0	0	0	0	0
19.4 Other commercial auto liability.....	0	0	0	0	0	0	0	0	0	0	0	0
21.1 Private passenger auto physical damage.....	0	0	0	0	0	0	0	0	0	0	0	0
21.2 Commercial auto physical damage.....	0	0	0	0	0	0	0	0	0	0	0	0
22. Aircraft (all perils).....	0	0	0	0	0	0	0	0	0	0	0	0
23. Fidelity.....	0	0	0	0	0	0	0	0	0	0	0	0
24. Surety.....	0	0	0	0	0	0	0	0	0	0	0	0
26. Burglary and theft.....	0	0	0	0	0	0	0	0	0	0	0	0
27. Boiler and machinery.....	0	0	0	0	0	0	0	0	0	0	0	0
28. Credit.....	0	0	0	0	0	0	0	0	0	0	0	0
30. Warranty.....	0	0	0	0	0	0	0	0	0	0	0	0
34. Aggregate write-ins for other lines of business.....	0	0	0	0	0	0	0	0	0	0	0	0
35. TOTALS (a).....	20,011	17,194	0	15,919	0	(486)	1,980	0	570	1,132	3,030	3,137

19.AK

DETAILS OF WRITE-INS

3401. Collateral protection.....	0	0	0	0	0	0	0	0	0	0	0	0
3402. Supplemental unemployment.....	0	0	0	0	0	0	0	0	0	0	0	0
3403.	0	0	0	0	0	0	0	0	0	0	0	0
3498. Summary of remaining write-ins for Line 34 from overflow page.....	0	0	0	0	0	0	0	0	0	0	0	0
3499. TOTALS (Lines 3401 thru 3403 plus 3498) (Line 34 above).....	0	0	0	0	0	0	0	0	0	0	0	0

(a) Finance and service charges not included in Lines 1 to 35 \$.....0.

(b) For health business on indicated lines report: Number of persons insured under PPO managed care products.....0 and number of persons insured under indemnity only products.....0.

EXHIBIT OF PREMIUMS AND LOSSES (Statutory Page 14 Data)



NAIC Group Code....84 NAIC Company Code....33723

BUSINESS IN THE STATE OF ALABAMA DURING THE YEAR

19.6A

Line of Business	Gross Premiums, Including Policy and Membership Fees, Less Return Premiums and Premiums on Policies not Taken		3 Dividends Paid or Credited to Policyholders on Direct Business	4 Direct Unearned Premium Reserves	5 Direct Losses Paid (deducting salvage)	6 Direct Losses Incurred	7 Direct Losses Unpaid	8 Direct Defense and Cost Containment Expense Paid	9 Direct Defense and Cost Containment Expense Incurred	10 Direct Defense and Cost Containment Expense Unpaid	11 Commissions and Brokerage Expenses	12 Taxes, Licenses and Fees
	1 Direct Premiums Written	2 Direct Premiums Earned										
1. Fire.....	0	0	0	0	0	0	0	0	0	0	0	2
2.1 Allied lines.....	0	0	0	0	0	0	0	0	0	0	0	33
2.2 Multiple peril crop.....	0	0	0	0	0	0	0	0	0	0	0	0
2.3 Federal flood.....	0	0	0	0	0	0	0	0	0	0	0	0
3. Farmowners multiple peril.....	0	0	0	0	0	0	0	0	0	0	0	0
4. Homeowners multiple peril.....	0	0	0	0	0	0	0	0	0	0	0	0
5.1 Commercial multiple peril (non-liability portion).....	0	0	0	0	0	0	0	0	0	0	0	29
5.2 Commercial multiple peril (liability portion).....	2,742	660	0	2,270	0	236	270	0	(9)	25	402	181
6. Mortgage guaranty.....	0	0	0	0	0	0	0	0	0	0	0	0
8. Ocean marine.....	0	0	0	0	0	0	0	0	0	0	0	0
9. Inland marine.....	387	910	0	226	0	0	0	0	0	0	68	230
10. Financial guaranty.....	0	0	0	0	0	0	0	0	0	0	0	0
11. Medical professional liability.....	0	0	0	0	0	0	0	0	0	0	0	0
12. Earthquake.....	0	0	0	0	0	0	0	0	0	0	0	2
13. Group accident and health (b).....	0	0	0	0	0	0	0	0	0	0	0	0
14. Credit A&H (group and individual).....	0	0	0	0	0	0	0	0	0	0	0	0
15.1 Collectively renewable A&H (b).....	0	0	0	0	0	0	0	0	0	0	0	0
15.2 Non-cancelable A&H (b).....	0	0	0	0	0	0	0	0	0	0	0	0
15.3 Guaranteed renewable A&H (b).....	0	0	0	0	0	0	0	0	0	0	0	0
15.4 Non-renewable for stated reasons only (b).....	0	0	0	0	0	0	0	0	0	0	0	0
15.5 Other accident only.....	0	0	0	0	0	0	0	0	0	0	0	0
15.6 Medicare Title XVIII exempt from state taxes or fees.....	0	0	0	0	0	0	0	0	0	0	0	0
15.7 All other A&H (b).....	0	0	0	0	0	0	0	0	0	0	0	0
15.8 Federal employees health benefits program premium (b).....	0	0	0	0	0	0	0	0	0	0	0	0
16. Workers' compensation.....	0	0	0	0	0	0	0	0	0	0	0	276
17.1 Other liability-occurrence.....	0	0	0	0	0	0	0	0	0	0	0	36
17.2 Other liability-claims-made.....	(806)	(34)	0	0	0	(100)	0	0	44	72	(157)	154
17.3 Excess workers' compensation.....	0	0	0	0	0	0	0	0	0	0	0	0
18. Products liability.....	0	0	0	0	0	0	0	0	0	0	0	11
19.1 Private passenger auto no-fault (personal injury protection).....	0	0	0	0	0	0	0	0	0	0	0	0
19.2 Other private passenger auto liability.....	0	0	0	0	0	18	246	0	0	40	0	0
19.3 Commercial auto no-fault (personal injury protection).....	0	0	0	0	0	0	0	0	0	0	0	0
19.4 Other commercial auto liability.....	0	0	0	0	0	0	0	0	0	0	0	51
21.1 Private passenger auto physical damage.....	0	0	0	0	0	0	0	0	0	0	0	0
21.2 Commercial auto physical damage.....	0	0	0	0	0	0	0	0	0	0	0	62
22. Aircraft (all perils).....	0	0	0	0	0	0	0	0	0	0	0	0
23. Fidelity.....	0	0	0	0	0	0	0	0	0	0	0	13
24. Surety.....	0	0	0	0	0	0	0	0	0	0	0	0
26. Burglary and theft.....	0	0	0	0	0	0	0	0	0	0	0	12
27. Boiler and machinery.....	0	0	0	0	0	0	0	0	0	0	0	15
28. Credit.....	0	0	0	0	0	0	0	0	0	0	0	36
30. Warranty.....	0	0	0	0	0	0	0	0	0	0	0	60
34. Aggregate write-ins for other lines of business.....	0	0	0	0	0	0	0	0	0	0	0	89
35. TOTALS (a).....	2,323	1,536	0	2,496	0	154	516	0	35	138	313	1,290

DETAILS OF WRITE-INS

3401. Collateral protection.....	0	0	0	0	0	0	0	0	0	0	0	89
3402. Supplemental unemployment.....	0	0	0	0	0	0	0	0	0	0	0	0
3403.	0	0	0	0	0	0	0	0	0	0	0	0
3498. Summary of remaining write-ins for Line 34 from overflow page.....	0	0	0	0	0	0	0	0	0	0	0	0
3499. TOTALS (Lines 3401 thru 3403 plus 3498) (Line 34 above).....	0	0	0	0	0	0	0	0	0	0	0	89

(a) Finance and service charges not included in Lines 1 to 35 \$.....0.

(b) For health business on indicated lines report: Number of persons insured under PPO managed care products.....0 and number of persons insured under indemnity only products.....0.

EXHIBIT OF PREMIUMS AND LOSSES (Statutory Page 14 Data)



NAIC Group Code....84 NAIC Company Code....33723

BUSINESS IN THE STATE OF ARKANSAS DURING THE YEAR

Line of Business	Gross Premiums, Including Policy and Membership Fees, Less Return Premiums and Premiums on Policies not Taken		3 Dividends Paid or Credited to Policyholders on Direct Business	4 Direct Unearned Premium Reserves	5 Direct Losses Paid (deducting salvage)	6 Direct Losses Incurred	7 Direct Losses Unpaid	8 Direct Defense and Cost Containment Expense Paid	9 Direct Defense and Cost Containment Expense Incurred	10 Direct Defense and Cost Containment Expense Unpaid	11 Commissions and Brokerage Expenses	12 Taxes, Licenses and Fees
	1 Direct Premiums Written	2 Direct Premiums Earned										
1. Fire.....	0	0	0	0	0	0	0	0	0	0	0	34
2.1 Allied lines.....	0	0	0	0	0	0	0	0	0	0	0	223
2.2 Multiple peril crop.....	0	0	0	0	0	0	0	0	0	0	0	0
2.3 Federal flood.....	0	0	0	0	0	0	0	0	0	0	0	0
3. Farmowners multiple peril.....	0	0	0	0	0	0	0	0	0	0	0	2
4. Homeowners multiple peril.....	0	0	0	0	0	0	0	0	0	0	0	1
5.1 Commercial multiple peril (non-liability portion).....	0	0	0	0	0	0	0	0	0	0	0	185
5.2 Commercial multiple peril (liability portion).....	0	0	0	0	0	0	0	0	0	0	0	102
6. Mortgage guaranty.....	0	0	0	0	0	0	0	0	0	0	0	0
8. Ocean marine.....	0	0	0	0	0	0	0	0	0	0	0	0
9. Inland marine.....	0	0	0	0	0	0	0	0	0	0	0	418
10. Financial guaranty.....	0	0	0	0	0	0	0	0	0	0	0	0
11. Medical professional liability.....	0	0	0	0	0	0	0	0	0	0	0	0
12. Earthquake.....	0	0	0	0	0	0	0	0	0	0	0	20
13. Group accident and health (b).....	0	0	0	0	0	0	0	0	0	0	0	0
14. Credit A&H (group and individual).....	0	0	0	0	0	0	0	0	0	0	0	0
15.1 Collectively renewable A&H (b).....	0	0	0	0	0	0	0	0	0	0	0	0
15.2 Non-cancelable A&H (b).....	0	0	0	0	0	0	0	0	0	0	0	0
15.3 Guaranteed renewable A&H (b).....	0	0	0	0	0	0	0	0	0	0	0	0
15.4 Non-renewable for stated reasons only (b).....	0	0	0	0	0	0	0	0	0	0	0	0
15.5 Other accident only.....	0	0	0	0	0	0	0	0	0	0	0	0
15.6 Medicare Title XVIII exempt from state taxes or fees.....	0	0	0	0	0	0	0	0	0	0	0	0
15.7 All other A&H (b).....	0	0	0	0	0	0	0	0	0	0	0	0
15.8 Federal employees health benefits program premium (b).....	0	0	0	0	0	0	0	0	0	0	0	0
16. Workers' compensation.....	0	0	0	0	0	0	0	0	0	0	0	148
17.1 Other liability-occurrence.....	0	0	0	0	0	0	0	0	0	0	0	351
17.2 Other liability-claims-made.....	0	0	0	0	0	0	0	0	0	0	0	28
17.3 Excess workers' compensation.....	0	0	0	0	0	0	0	0	0	0	0	1
18. Products liability.....	0	0	0	0	0	0	0	0	0	0	0	77
19.1 Private passenger auto no-fault (personal injury protection).....	0	0	0	0	0	0	0	0	0	0	0	0
19.2 Other private passenger auto liability.....	0	0	0	0	0	0	0	0	0	0	0	3
19.3 Commercial auto no-fault (personal injury protection).....	0	0	0	0	0	0	0	0	0	0	0	0
19.4 Other commercial auto liability.....	0	0	0	0	0	0	0	0	0	0	0	429
21.1 Private passenger auto physical damage.....	0	0	0	0	0	0	0	0	0	0	0	1
21.2 Commercial auto physical damage.....	0	0	0	0	0	0	0	0	0	0	0	612
22. Aircraft (all perils).....	0	0	0	0	0	0	0	0	0	0	0	0
23. Fidelity.....	0	0	0	0	0	0	0	0	0	0	0	109
24. Surety.....	0	0	0	0	0	0	0	0	0	0	0	25
26. Burglary and theft.....	0	0	0	0	0	0	0	0	0	0	0	96
27. Boiler and machinery.....	0	0	0	0	0	0	0	0	0	0	0	102
28. Credit.....	0	0	0	0	0	0	0	0	0	0	0	304
30. Warranty.....	0	0	0	0	0	0	0	0	0	0	0	369
34. Aggregate write-ins for other lines of business.....	0	0	0	0	0	0	0	0	0	0	0	641
35. TOTALS (a).....	0	0	0	0	0	0	0	0	0	0	0	4,281

19.AR

DETAILS OF WRITE-INS

3401. Collateral protection.....	0	0	0	0	0	0	0	0	0	0	0	641
3402. Supplemental unemployment.....	0	0	0	0	0	0	0	0	0	0	0	0
3403.	0	0	0	0	0	0	0	0	0	0	0	0
3498. Summary of remaining write-ins for Line 34 from overflow page.....	0	0	0	0	0	0	0	0	0	0	0	0
3499. TOTALS (Lines 3401 thru 3403 plus 3498) (Line 34 above).....	0	0	0	0	0	0	0	0	0	0	0	641

(a) Finance and service charges not included in Lines 1 to 35 \$.....0.

(b) For health business on indicated lines report: Number of persons insured under PPO managed care products.....0 and number of persons insured under indemnity only products.....0.

EXHIBIT OF PREMIUMS AND LOSSES (Statutory Page 14 Data)



NAIC Group Code....84 NAIC Company Code....33723

BUSINESS IN THE STATE OF ARIZONA DURING THE YEAR

Line of Business	Gross Premiums, Including Policy and Membership Fees, Less Return Premiums and Premiums on Policies not Taken		3 Dividends Paid or Credited to Policyholders on Direct Business	4 Direct Unearned Premium Reserves	5 Direct Losses Paid (deducting salvage)	6 Direct Losses Incurred	7 Direct Losses Unpaid	8 Direct Defense and Cost Containment Expense Paid	9 Direct Defense and Cost Containment Expense Incurred	10 Direct Defense and Cost Containment Expense Unpaid	11 Commissions and Brokerage Expenses	12 Taxes, Licenses and Fees
	1 Direct Premiums Written	2 Direct Premiums Earned										
1. Fire.....	0	0	0	0	0	0	0	0	0	0	0	0
2.1 Allied lines.....	0	0	0	0	0	0	0	0	0	0	0	0
2.2 Multiple peril crop.....	0	0	0	0	0	0	0	0	0	0	0	0
2.3 Federal flood.....	0	0	0	0	0	0	0	0	0	0	0	0
3. Farmowners multiple peril.....	0	0	0	0	0	0	0	0	0	0	0	0
4. Homeowners multiple peril.....	0	0	0	0	(1,513)	(1,513)	0	0	0	0	0	0
5.1 Commercial multiple peril (non-liability portion).....	0	0	0	0	0	0	0	0	0	0	0	0
5.2 Commercial multiple peril (liability portion).....	2,203	806	0	1,452	0	328	393	0	111	176	466	93
6. Mortgage guaranty.....	0	0	0	0	0	0	0	0	0	0	0	0
8. Ocean marine.....	0	0	0	0	0	0	0	0	0	0	0	0
9. Inland marine.....	12,831	10,474	0	3,078	805	805	0	0	0	0	1,178	559
10. Financial guaranty.....	0	0	0	0	0	0	0	0	0	0	0	0
11. Medical professional liability.....	0	0	0	0	0	0	0	0	0	0	0	0
12. Earthquake.....	0	0	0	0	0	0	0	0	0	0	0	0
13. Group accident and health (b).....	0	0	0	0	0	0	0	0	0	0	0	0
14. Credit A&H (group and individual).....	0	0	0	0	0	0	0	0	0	0	0	0
15.1 Collectively renewable A&H (b).....	0	0	0	0	0	0	0	0	0	0	0	0
15.2 Non-cancelable A&H (b).....	0	0	0	0	0	0	0	0	0	0	0	0
15.3 Guaranteed renewable A&H (b).....	0	0	0	0	0	0	0	0	0	0	0	0
15.4 Non-renewable for stated reasons only (b).....	0	0	0	0	0	0	0	0	0	0	0	0
15.5 Other accident only.....	0	0	0	0	0	0	0	0	0	0	0	0
15.6 Medicare Title XVIII exempt from state taxes or fees.....	0	0	0	0	0	0	0	0	0	0	0	0
15.7 All other A&H (b).....	0	0	0	0	0	0	0	0	0	0	0	0
15.8 Federal employees health benefits program premium (b).....	0	0	0	0	0	0	0	0	0	0	0	0
16. Workers' compensation.....	0	0	0	0	0	0	0	0	0	0	0	0
17.1 Other liability-occurrence.....	0	0	0	0	0	0	80	0	0	0	0	0
17.2 Other liability-claims-made.....	2,151	1,370	0	1,696	0	(159)	172	0	273	331	468	130
17.3 Excess workers' compensation.....	0	0	0	0	0	0	0	0	0	0	0	0
18. Products liability.....	0	0	0	0	0	0	0	0	0	0	0	0
19.1 Private passenger auto no-fault (personal injury protection).....	0	0	0	0	0	0	0	0	0	0	0	0
19.2 Other private passenger auto liability.....	0	0	0	0	0	191	2,852	0	0	568	0	0
19.3 Commercial auto no-fault (personal injury protection).....	0	0	0	0	0	0	0	0	0	0	0	0
19.4 Other commercial auto liability.....	0	0	0	0	0	0	0	0	0	0	0	0
21.1 Private passenger auto physical damage.....	0	0	0	0	0	0	0	0	0	0	0	0
21.2 Commercial auto physical damage.....	0	0	0	0	0	0	0	0	0	0	0	0
22. Aircraft (all perils).....	0	0	0	0	0	0	0	0	0	0	0	0
23. Fidelity.....	0	0	0	0	0	0	0	0	0	0	0	0
24. Surety.....	0	0	0	0	0	0	0	0	0	0	0	0
26. Burglary and theft.....	0	0	0	0	0	0	0	0	0	0	0	0
27. Boiler and machinery.....	0	0	0	0	0	0	0	0	0	0	0	0
28. Credit.....	0	0	0	0	0	0	0	0	0	0	0	0
30. Warranty.....	0	0	0	0	0	0	0	0	0	0	0	0
34. Aggregate write-ins for other lines of business.....	0	0	0	0	0	0	0	0	0	0	0	0
35. TOTALS (a).....	17,185	12,650	0	6,226	(708)	(348)	3,497	0	384	1,075	2,112	782

DETAILS OF WRITE-INS

3401. Collateral protection.....	0	0	0	0	0	0	0	0	0	0	0	0
3402. Supplemental unemployment.....	0	0	0	0	0	0	0	0	0	0	0	0
3403.	0	0	0	0	0	0	0	0	0	0	0	0
3498. Summary of remaining write-ins for Line 34 from overflow page.....	0	0	0	0	0	0	0	0	0	0	0	0
3499. TOTALS (Lines 3401 thru 3403 plus 3498) (Line 34 above).....	0	0	0	0	0	0	0	0	0	0	0	0

(a) Finance and service charges not included in Lines 1 to 35 \$.....0.

(b) For health business on indicated lines report: Number of persons insured under PPO managed care products.....0 and number of persons insured under indemnity only products.....0.

19.AZ

EXHIBIT OF PREMIUMS AND LOSSES (Statutory Page 14 Data)



NAIC Group Code....84 NAIC Company Code....33723

BUSINESS IN THE STATE OF CALIFORNIA DURING THE YEAR

19.CA

Line of Business	Gross Premiums, Including Policy and Membership Fees, Less Return Premiums and Premiums on Policies not Taken		3 Dividends Paid or Credited to Policyholders on Direct Business	4 Direct Unearned Premium Reserves	5 Direct Losses Paid (deducting salvage)	6 Direct Losses Incurred	7 Direct Losses Unpaid	8 Direct Defense and Cost Containment Expense Paid	9 Direct Defense and Cost Containment Expense Incurred	10 Direct Defense and Cost Containment Expense Unpaid	11 Commissions and Brokerage Expenses	12 Taxes, Licenses and Fees
	1 Direct Premiums Written	2 Direct Premiums Earned										
1. Fire.....	2	2	0	0	1	(77)	296	0	(5)	0	0	3
2.1 Allied lines.....	1	1	0	0	0	0	125	0	.1	.1	0	29
2.2 Multiple peril crop.....	0	0	0	0	0	0	0	0	0	0	0	0
2.3 Federal flood.....	0	0	0	0	0	0	0	0	0	0	0	0
3. Farmowners multiple peril.....	0	0	0	0	0	0	0	0	0	0	0	1
4. Homeowners multiple peril.....	0	0	0	0	0	0	5,500	0	0	0	0	0
5.1 Commercial multiple peril (non-liability portion).....	0	0	0	0	0	0	0	0	0	0	0	30
5.2 Commercial multiple peril (liability portion).....	53,389	41,966	0	28,841	0	16,038	21,087	0	4,929	9,785	11,604	1,372
6. Mortgage guaranty.....	0	0	0	0	0	0	0	0	0	0	0	0
8. Ocean marine.....	0	0	0	0	0	0	0	0	0	0	0	0
9. Inland marine.....	85,856	90,829	0	15,583	0	6,000	6,142	0	0	0	5,939	2,373
10. Financial guaranty.....	0	0	0	0	0	0	0	0	0	0	0	0
11. Medical professional liability.....	0	0	0	0	0	0	0	0	0	0	0	0
12. Earthquake.....	0	0	0	0	0	0	0	0	0	0	0	1
13. Group accident and health (b).....	0	0	0	0	0	0	0	0	0	0	0	0
14. Credit A&H (group and individual).....	0	0	0	0	0	0	0	0	0	0	0	0
15.1 Collectively renewable A&H (b).....	0	0	0	0	0	0	0	0	0	0	0	0
15.2 Non-cancelable A&H (b).....	0	0	0	0	0	0	0	0	0	0	0	0
15.3 Guaranteed renewable A&H (b).....	0	0	0	0	0	0	0	0	0	0	0	0
15.4 Non-renewable for stated reasons only (b).....	0	0	0	0	0	0	0	0	0	0	0	0
15.5 Other accident only.....	0	0	0	0	0	0	0	0	0	0	0	0
15.6 Medicare Title XVIII exempt from state taxes or fees.....	0	0	0	0	0	0	0	0	0	0	0	0
15.7 All other A&H (b).....	0	0	0	0	0	0	0	0	0	0	0	0
15.8 Federal employees health benefits program premium (b).....	0	0	0	0	0	0	0	0	0	0	0	0
16. Workers' compensation.....	0	0	0	0	0	0	0	0	0	0	0	0
17.1 Other liability-occurrence.....	0	0	0	0	0	0	1,844	0	0	0	0	37
17.2 Other liability-claims-made.....	47,814	38,599	0	29,747	0	(12,443)	6,037	0	8,763	11,725	11,360	1,277
17.3 Excess workers' compensation.....	0	0	0	0	0	0	0	0	0	0	0	0
18. Products liability.....	0	0	0	0	0	0	0	0	0	0	0	12
19.1 Private passenger auto no-fault (personal injury protection).....	0	0	0	0	0	0	0	0	0	0	0	0
19.2 Other private passenger auto liability.....	0	0	0	0	0	(103)	6,604	0	0	107	0	0
19.3 Commercial auto no-fault (personal injury protection).....	0	0	0	0	0	0	0	0	0	0	0	0
19.4 Other commercial auto liability.....	0	0	0	0	0	0	0	0	0	0	0	44
21.1 Private passenger auto physical damage.....	0	0	0	0	0	0	12	0	0	0	0	0
21.2 Commercial auto physical damage.....	0	0	0	0	0	0	0	0	0	0	0	64
22. Aircraft (all perils).....	0	0	0	0	0	0	0	0	0	0	0	0
23. Fidelity.....	0	0	0	0	0	0	0	0	0	0	0	0
24. Surety.....	0	0	0	0	0	0	0	0	0	0	0	0
26. Burglary and theft.....	0	0	0	0	0	0	0	0	0	0	0	14
27. Boiler and machinery.....	0	0	0	0	0	0	0	0	0	0	0	0
28. Credit.....	0	0	0	0	0	0	0	0	0	0	0	0
30. Warranty.....	0	0	0	0	0	0	0	0	0	0	0	35
34. Aggregate write-ins for other lines of business.....	0	0	0	0	0	0	0	0	0	0	0	58
35. TOTALS (a).....	187,062	171,397	0	74,171	1	9,414	47,647	0	13,689	21,618	28,903	5,350

DETAILS OF WRITE-INS

3401. Collateral protection.....	0	0	0	0	0	0	0	0	0	0	0	58
3402. Supplemental unemployment.....	0	0	0	0	0	0	0	0	0	0	0	0
3403.	0	0	0	0	0	0	0	0	0	0	0	0
3498. Summary of remaining write-ins for Line 34 from overflow page.....	0	0	0	0	0	0	0	0	0	0	0	0
3499. TOTALS (Lines 3401 thru 3403 plus 3498) (Line 34 above).....	0	0	0	0	0	0	0	0	0	0	0	58

(a) Finance and service charges not included in Lines 1 to 35 \$.....0.

(b) For health business on indicated lines report: Number of persons insured under PPO managed care products.....0 and number of persons insured under indemnity only products.....0.

EXHIBIT OF PREMIUMS AND LOSSES (Statutory Page 14 Data)



NAIC Group Code....84 NAIC Company Code...33723

BUSINESS IN THE STATE OF COLORADO DURING THE YEAR

Line of Business	Gross Premiums, Including Policy and Membership Fees, Less Return Premiums and Premiums on Policies not Taken		3 Dividends Paid or Credited to Policyholders on Direct Business	4 Direct Unearned Premium Reserves	5 Direct Losses Paid (deducting salvage)	6 Direct Losses Incurred	7 Direct Losses Unpaid	8 Direct Defense and Cost Containment Expense Paid	9 Direct Defense and Cost Containment Expense Incurred	10 Direct Defense and Cost Containment Expense Unpaid	11 Commissions and Brokerage Expenses	12 Taxes, Licenses and Fees
	1 Direct Premiums Written	2 Direct Premiums Earned										
1. Fire.....	0	0	0	0	0	0	0	0	0	0	0	0
2.1 Allied lines.....	0	0	0	0	0	0	0	0	0	0	0	0
2.2 Multiple peril crop.....	0	0	0	0	0	0	0	0	0	0	0	0
2.3 Federal flood.....	0	0	0	0	0	0	0	0	0	0	0	0
3. Farmowners multiple peril.....	0	0	0	0	0	0	0	0	0	0	0	0
4. Homeowners multiple peril.....	0	0	0	0	0	0	0	0	0	0	0	0
5.1 Commercial multiple peril (non-liability portion).....	0	0	0	0	0	0	0	0	0	0	0	0
5.2 Commercial multiple peril (liability portion).....	0	0	0	0	0	0	0	0	0	0	0	0
6. Mortgage guaranty.....	0	0	0	0	0	0	0	0	0	0	0	0
8. Ocean marine.....	0	0	0	0	0	0	0	0	0	0	0	0
9. Inland marine.....	10,391	9,709	0	836	0	0	0	0	0	0	1,191	429
10. Financial guaranty.....	0	0	0	0	0	0	0	0	0	0	0	0
11. Medical professional liability.....	0	0	0	0	0	0	0	0	0	0	0	0
12. Earthquake.....	0	0	0	0	0	0	0	0	0	0	0	0
13. Group accident and health (b).....	0	0	0	0	0	0	0	0	0	0	0	0
14. Credit A&H (group and individual).....	0	0	0	0	0	0	0	0	0	0	0	0
15.1 Collectively renewable A&H (b).....	0	0	0	0	0	0	0	0	0	0	0	0
15.2 Non-cancelable A&H (b).....	0	0	0	0	0	0	0	0	0	0	0	0
15.3 Guaranteed renewable A&H (b).....	0	0	0	0	0	0	0	0	0	0	0	0
15.4 Non-renewable for stated reasons only (b).....	0	0	0	0	0	0	0	0	0	0	0	0
15.5 Other accident only.....	0	0	0	0	0	0	0	0	0	0	0	0
15.6 Medicare Title XVIII exempt from state taxes or fees.....	0	0	0	0	0	0	0	0	0	0	0	0
15.7 All other A&H (b).....	0	0	0	0	0	0	0	0	0	0	0	0
15.8 Federal employees health benefits program premium (b).....	0	0	0	0	0	0	0	0	0	0	0	0
16. Workers' compensation.....	0	0	0	0	0	0	0	0	0	0	0	0
17.1 Other liability-occurrence.....	0	0	0	0	0	0	0	0	0	0	0	0
17.2 Other liability-claims-made.....	1,000	6,761	0	4,143	0	98	1,575	0	1,018	1,640	337	1,385
17.3 Excess workers' compensation.....	0	0	0	0	0	0	0	0	0	0	0	0
18. Products liability.....	0	0	0	0	0	0	0	0	0	0	0	0
19.1 Private passenger auto no-fault (personal injury protection).....	0	0	0	0	0	5	15	0	0	0	0	0
19.2 Other private passenger auto liability.....	0	0	0	0	0	2	9	0	0	1	0	0
19.3 Commercial auto no-fault (personal injury protection).....	0	0	0	0	0	0	0	0	0	0	0	0
19.4 Other commercial auto liability.....	0	0	0	0	0	0	0	0	0	0	0	0
21.1 Private passenger auto physical damage.....	0	0	0	0	0	0	0	0	0	0	0	0
21.2 Commercial auto physical damage.....	0	0	0	0	0	0	0	0	0	0	0	0
22. Aircraft (all perils).....	0	0	0	0	0	0	0	0	0	0	0	0
23. Fidelity.....	0	0	0	0	0	0	0	0	0	0	0	0
24. Surety.....	0	0	0	0	0	0	0	0	0	0	0	0
26. Burglary and theft.....	0	0	0	0	0	0	0	0	0	0	0	0
27. Boiler and machinery.....	0	0	0	0	0	0	0	0	0	0	0	0
28. Credit.....	0	0	0	0	0	0	0	0	0	0	0	0
30. Warranty.....	0	0	0	0	0	0	0	0	0	0	0	0
34. Aggregate write-ins for other lines of business.....	0	285	0	384	0	282	282	0	0	0	0	0
35. TOTALS (a).....	11,391	16,755	0	5,363	0	388	1,881	0	1,018	1,642	1,529	1,814

DETAILS OF WRITE-INS

3401. Collateral protection.....	0	285	0	384	0	282	282	0	0	0	0	0
3402. Supplemental unemployment.....	0	0	0	0	0	0	0	0	0	0	0	0
3403.	0	0	0	0	0	0	0	0	0	0	0	0
3498. Summary of remaining write-ins for Line 34 from overflow page.....	0	0	0	0	0	0	0	0	0	0	0	0
3499. TOTALS (Lines 3401 thru 3403 plus 3498) (Line 34 above).....	0	285	0	384	0	282	282	0	0	0	0	0

(a) Finance and service charges not included in Lines 1 to 35 \$.....0.

(b) For health business on indicated lines report: Number of persons insured under PPO managed care products.....0 and number of persons insured under indemnity only products.....0.

19.CO

EXHIBIT OF PREMIUMS AND LOSSES (Statutory Page 14 Data)



NAIC Group Code....84 NAIC Company Code...33723

BUSINESS IN THE STATE OF CONNECTICUT DURING THE YEAR

Line of Business	Gross Premiums, Including Policy and Membership Fees, Less Return Premiums and Premiums on Policies not Taken		3 Dividends Paid or Credited to Policyholders on Direct Business	4 Direct Unearned Premium Reserves	5 Direct Losses Paid (deducting salvage)	6 Direct Losses Incurred	7 Direct Losses Unpaid	8 Direct Defense and Cost Containment Expense Paid	9 Direct Defense and Cost Containment Expense Incurred	10 Direct Defense and Cost Containment Expense Unpaid	11 Commissions and Brokerage Expenses	12 Taxes, Licenses and Fees
	1 Direct Premiums Written	2 Direct Premiums Earned										
1. Fire.....	0	0	0	0	0	0	0	0	0	0	0	3
2.1 Allied lines.....	0	0	0	0	0	0	0	0	0	0	0	57
2.2 Multiple peril crop.....	0	0	0	0	0	0	0	0	0	0	0	0
2.3 Federal flood.....	0	0	0	0	0	0	0	0	0	0	0	0
3. Farmowners multiple peril.....	0	0	0	0	0	0	0	0	0	0	0	0
4. Homeowners multiple peril.....	0	0	0	0	0	0	0	0	0	0	0	0
5.1 Commercial multiple peril (non-liability portion).....	0	0	0	0	0	0	0	0	0	0	0	45
5.2 Commercial multiple peril (liability portion).....	539	520	0	292	0	223	307	0	65	142	129	811
6. Mortgage guaranty.....	0	0	0	0	0	0	0	0	0	0	0	0
8. Ocean marine.....	0	0	0	0	0	0	0	0	0	0	0	0
9. Inland marine.....	598	985	0	218	0	0	0	0	0	0	210	1,439
10. Financial guaranty.....	0	0	0	0	0	0	0	0	0	0	0	0
11. Medical professional liability.....	0	0	0	0	0	0	0	0	0	0	0	0
12. Earthquake.....	0	0	0	0	0	0	0	0	0	0	0	2
13. Group accident and health (b).....	0	0	0	0	0	0	0	0	0	0	0	0
14. Credit A&H (group and individual).....	0	0	0	0	0	0	0	0	0	0	0	0
15.1 Collectively renewable A&H (b).....	0	0	0	0	0	0	0	0	0	0	0	0
15.2 Non-cancelable A&H (b).....	0	0	0	0	0	0	0	0	0	0	0	0
15.3 Guaranteed renewable A&H (b).....	0	0	0	0	0	0	0	0	0	0	0	0
15.4 Non-renewable for stated reasons only (b).....	0	0	0	0	0	0	0	0	0	0	0	0
15.5 Other accident only.....	0	0	0	0	0	0	0	0	0	0	0	0
15.6 Medicare Title XVIII exempt from state taxes or fees.....	0	0	0	0	0	0	0	0	0	0	0	0
15.7 All other A&H (b).....	0	0	0	0	0	0	0	0	0	0	0	0
15.8 Federal employees health benefits program premium (b).....	0	0	0	0	0	0	0	0	0	0	0	0
16. Workers' compensation.....	0	0	0	0	0	0	0	0	0	0	0	39
17.1 Other liability-occurrence.....	0	0	0	0	0	0	0	0	0	0	0	64
17.2 Other liability-claims-made.....	1,220	1,114	0	369	0	100	179	0	286	303	289	780
17.3 Excess workers' compensation.....	0	0	0	0	310,400	198,941	3,363,323	38,364	17,928	237,136	0	0
18. Products liability.....	0	0	0	0	0	0	0	0	0	0	0	18
19.1 Private passenger auto no-fault (personal injury protection).....	0	0	0	0	0	25	25	0	0	0	0	0
19.2 Other private passenger auto liability.....	0	0	0	0	185,974	(40,316)	15,947	26,274	26,274	598	0	0
19.3 Commercial auto no-fault (personal injury protection).....	0	0	0	0	0	0	0	0	0	0	0	0
19.4 Other commercial auto liability.....	0	0	0	0	0	0	0	0	0	0	0	82
21.1 Private passenger auto physical damage.....	0	0	0	0	(440)	(440)	0	0	0	0	0	0
21.2 Commercial auto physical damage.....	0	0	0	0	0	0	0	0	0	0	0	108
22. Aircraft (all perils).....	0	0	0	0	0	0	0	0	0	0	0	0
23. Fidelity.....	0	0	0	0	0	0	0	0	0	0	0	20
24. Surety.....	0	0	0	0	0	0	0	0	0	0	0	0
26. Burglary and theft.....	0	0	0	0	0	0	0	0	0	0	0	20
27. Boiler and machinery.....	0	0	0	0	0	0	0	0	0	0	0	24
28. Credit.....	0	0	0	0	0	0	0	0	0	0	0	62
30. Warranty.....	0	0	0	0	0	0	0	0	0	0	0	85
34. Aggregate write-ins for other lines of business.....	0	0	0	0	0	0	0	0	0	0	0	137
35. TOTALS (a).....	2,357	2,619	0	879	495,934	158,533	3,379,782	64,638	44,553	238,180	628	3,795

DETAILS OF WRITE-INS

3401. Collateral protection.....	0	0	0	0	0	0	0	0	0	0	0	137
3402. Supplemental unemployment.....	0	0	0	0	0	0	0	0	0	0	0	0
3403.	0	0	0	0	0	0	0	0	0	0	0	0
3498. Summary of remaining write-ins for Line 34 from overflow page.....	0	0	0	0	0	0	0	0	0	0	0	0
3499. TOTALS (Lines 3401 thru 3403 plus 3498) (Line 34 above).....	0	0	0	0	0	0	0	0	0	0	0	137

(a) Finance and service charges not included in Lines 1 to 35 \$.....0.

(b) For health business on indicated lines report: Number of persons insured under PPO managed care products.....0 and number of persons insured under indemnity only products.....0.

19.CT

EXHIBIT OF PREMIUMS AND LOSSES (Statutory Page 14 Data)



NAIC Group Code....84 NAIC Company Code...33723

BUSINESS IN THE STATE OF DISTRICT OF COLUMBIA DURING THE YEAR

Line of Business	Gross Premiums, Including Policy and Membership Fees, Less Return Premiums and Premiums on Policies not Taken		3 Dividends Paid or Credited to Policyholders on Direct Business	4 Direct Unearned Premium Reserves	5 Direct Losses Paid (deducting salvage)	6 Direct Losses Incurred	7 Direct Losses Unpaid	8 Direct Defense and Cost Containment Expense Paid	9 Direct Defense and Cost Containment Expense Incurred	10 Direct Defense and Cost Containment Expense Unpaid	11 Commissions and Brokerage Expenses	12 Taxes, Licenses and Fees
	1 Direct Premiums Written	2 Direct Premiums Earned										
1. Fire.....	0	0	0	0	0	0	0	0	0	0	0	0
2.1 Allied lines.....	0	0	0	0	0	0	0	0	0	0	0	34
2.2 Multiple peril crop.....	0	0	0	0	0	0	0	0	0	0	0	0
2.3 Federal flood.....	0	0	0	0	0	0	0	0	0	0	0	0
3. Farmowners multiple peril.....	0	0	0	0	0	0	0	0	0	0	0	0
4. Homeowners multiple peril.....	0	0	0	0	0	0	0	0	0	0	0	0
5.1 Commercial multiple peril (non-liability portion).....	0	0	0	0	0	0	0	0	0	0	0	36
5.2 Commercial multiple peril (liability portion).....	6,222	6,222	0	5,200	0	2,082	3,140	0	420	1,481	1,332	704
6. Mortgage guaranty.....	0	0	0	0	0	0	0	0	0	0	0	0
8. Ocean marine.....	0	0	0	0	0	0	0	0	0	0	0	0
9. Inland marine.....	0	0	0	0	0	0	0	0	0	0	0	73
10. Financial guaranty.....	0	0	0	0	0	0	0	0	0	0	0	0
11. Medical professional liability.....	0	0	0	0	0	0	0	0	0	0	0	0
12. Earthquake.....	0	0	0	0	0	0	0	0	0	0	0	0
13. Group accident and health (b).....	0	0	0	0	0	0	0	0	0	0	0	0
14. Credit A&H (group and individual).....	0	0	0	0	0	0	0	0	0	0	0	0
15.1 Collectively renewable A&H (b).....	0	0	0	0	0	0	0	0	0	0	0	0
15.2 Non-cancelable A&H (b).....	0	0	0	0	0	0	0	0	0	0	0	0
15.3 Guaranteed renewable A&H (b).....	0	0	0	0	0	0	0	0	0	0	0	0
15.4 Non-renewable for stated reasons only (b).....	0	0	0	0	0	0	0	0	0	0	0	0
15.5 Other accident only.....	0	0	0	0	0	0	0	0	0	0	0	0
15.6 Medicare Title XVIII exempt from state taxes or fees.....	0	0	0	0	0	0	0	0	0	0	0	0
15.7 All other A&H (b).....	0	0	0	0	0	0	0	0	0	0	0	0
15.8 Federal employees health benefits program premium (b).....	0	0	0	0	0	0	0	0	0	0	0	0
16. Workers' compensation.....	0	0	0	0	0	0	0	0	0	0	0	33
17.1 Other liability-occurrence.....	0	0	0	0	0	0	0	0	0	0	0	67
17.2 Other liability-claims-made.....	754	754	0	723	0	28	121	0	226	252	190	91
17.3 Excess workers' compensation.....	0	0	0	0	0	0	0	0	0	0	0	0
18. Products liability.....	0	0	0	0	0	0	0	0	0	0	0	14
19.1 Private passenger auto no-fault (personal injury protection).....	0	0	0	0	0	0	0	0	0	0	0	0
19.2 Other private passenger auto liability.....	0	0	0	0	0	0	0	0	0	0	0	0
19.3 Commercial auto no-fault (personal injury protection).....	0	0	0	0	0	0	0	0	0	0	0	28
19.4 Other commercial auto liability.....	0	0	0	0	0	0	0	0	0	0	0	73
21.1 Private passenger auto physical damage.....	0	0	0	0	0	0	0	0	0	0	0	0
21.2 Commercial auto physical damage.....	0	0	0	0	0	0	0	0	0	0	0	115
22. Aircraft (all perils).....	0	0	0	0	0	0	0	0	0	0	0	0
23. Fidelity.....	0	0	0	0	0	0	0	0	0	0	0	14
24. Surety.....	0	0	0	0	0	0	0	0	0	0	0	0
26. Burglary and theft.....	0	0	0	0	0	0	0	0	0	0	0	14
27. Boiler and machinery.....	0	0	0	0	0	0	0	0	0	0	0	18
28. Credit.....	0	0	0	0	0	0	0	0	0	0	0	50
30. Warranty.....	0	0	0	0	0	0	0	0	0	0	0	36
34. Aggregate write-ins for other lines of business.....	0	0	0	0	0	0	0	0	0	0	0	96
35. TOTALS (a).....	6,976	6,976	0	5,923	0	2,110	3,262	0	645	1,733	1,521	1,496

19.DC

DETAILS OF WRITE-INS

3401. Collateral protection.....	0	0	0	0	0	0	0	0	0	0	0	96
3402. Supplemental unemployment.....	0	0	0	0	0	0	0	0	0	0	0	0
3403.	0	0	0	0	0	0	0	0	0	0	0	0
3498. Summary of remaining write-ins for Line 34 from overflow page.....	0	0	0	0	0	0	0	0	0	0	0	0
3499. TOTALS (Lines 3401 thru 3403 plus 3498) (Line 34 above).....	0	0	0	0	0	0	0	0	0	0	0	96

(a) Finance and service charges not included in Lines 1 to 35 \$.....0.

(b) For health business on indicated lines report: Number of persons insured under PPO managed care products.....0 and number of persons insured under indemnity only products.....0.

EXHIBIT OF PREMIUMS AND LOSSES (Statutory Page 14 Data)



NAIC Group Code....84 NAIC Company Code....33723

BUSINESS IN THE STATE OF DELAWARE DURING THE YEAR

Line of Business	Gross Premiums, Including Policy and Membership Fees, Less Return Premiums and Premiums on Policies not Taken		3 Dividends Paid or Credited to Policyholders on Direct Business	4 Direct Unearned Premium Reserves	5 Direct Losses Paid (deducting salvage)	6 Direct Losses Incurred	7 Direct Losses Unpaid	8 Direct Defense and Cost Containment Expense Paid	9 Direct Defense and Cost Containment Expense Incurred	10 Direct Defense and Cost Containment Expense Unpaid	11 Commissions and Brokerage Expenses	12 Taxes, Licenses and Fees
	1 Direct Premiums Written	2 Direct Premiums Earned										
1. Fire.....	0	0	0	0	0	0	0	0	0	0	0	7
2.1 Allied lines.....	0	0	0	0	0	0	0	0	0	0	0	30
2.2 Multiple peril crop.....	0	0	0	0	0	0	0	0	0	0	0	1
2.3 Federal flood.....	0	0	0	0	0	0	0	0	0	0	0	0
3. Farmowners multiple peril.....	0	0	0	0	0	0	0	0	0	0	0	1
4. Homeowners multiple peril.....	0	0	0	0	0	0	0	0	0	0	0	0
5.1 Commercial multiple peril (non-liability portion).....	0	0	0	0	0	0	0	0	0	0	0	36
5.2 Commercial multiple peril (liability portion).....	6,947	3,870	0	5,298	0	1,864	3,097	0	273	1,460	1,399	912
6. Mortgage guaranty.....	0	0	0	0	0	0	0	0	0	0	0	0
8. Ocean marine.....	0	0	0	0	0	0	0	0	0	0	0	1
9. Inland marine.....	0	0	0	0	0	0	0	0	0	0	0	64
10. Financial guaranty.....	0	0	0	0	0	0	0	0	0	0	0	0
11. Medical professional liability.....	0	0	0	0	0	0	0	0	0	0	0	0
12. Earthquake.....	0	0	0	0	0	0	0	0	0	0	0	4
13. Group accident and health (b).....	0	0	0	0	0	0	0	0	0	0	0	0
14. Credit A&H (group and individual).....	0	0	0	0	0	0	0	0	0	0	0	0
15.1 Collectively renewable A&H (b).....	0	0	0	0	0	0	0	0	0	0	0	0
15.2 Non-cancelable A&H (b).....	0	0	0	0	0	0	0	0	0	0	0	0
15.3 Guaranteed renewable A&H (b).....	0	0	0	0	0	0	0	0	0	0	0	0
15.4 Non-renewable for stated reasons only (b).....	0	0	0	0	0	0	0	0	0	0	0	0
15.5 Other accident only.....	0	0	0	0	0	0	0	0	0	0	0	0
15.6 Medicare Title XVIII exempt from state taxes or fees.....	0	0	0	0	0	0	0	0	0	0	0	0
15.7 All other A&H (b).....	0	0	0	0	0	0	0	0	0	0	0	0
15.8 Federal employees health benefits program premium (b).....	0	0	0	0	0	0	0	0	0	0	0	0
16. Workers' compensation.....	0	0	0	0	0	0	0	0	0	0	0	30
17.1 Other liability-occurrence.....	0	0	0	0	0	0	0	0	0	0	0	56
17.2 Other liability-claims-made.....	656	3,281	0	4,552	0	(3,877)	293	0	536	1,257	229	1,001
17.3 Excess workers' compensation.....	0	0	0	0	0	0	0	0	0	0	0	0
18. Products liability.....	0	0	0	0	0	0	0	0	0	0	0	17
19.1 Private passenger auto no-fault (personal injury protection).....	0	0	0	0	0	0	0	0	0	0	0	0
19.2 Other private passenger auto liability.....	0	0	0	0	0	0	0	0	0	0	0	1
19.3 Commercial auto no-fault (personal injury protection).....	0	0	0	0	0	0	0	0	0	0	0	28
19.4 Other commercial auto liability.....	0	0	0	0	0	0	0	0	0	0	0	64
21.1 Private passenger auto physical damage.....	0	0	0	0	0	0	0	0	0	0	0	0
21.2 Commercial auto physical damage.....	0	0	0	0	0	0	0	0	0	0	0	95
22. Aircraft (all perils).....	0	0	0	0	0	0	0	0	0	0	0	0
23. Fidelity.....	0	0	0	0	0	0	0	0	0	0	0	0
24. Surety.....	0	0	0	0	0	0	0	0	0	0	0	7
26. Burglary and theft.....	0	0	0	0	0	0	0	0	0	0	0	20
27. Boiler and machinery.....	0	0	0	0	0	0	0	0	0	0	0	22
28. Credit.....	0	0	0	0	0	0	0	0	0	0	0	36
30. Warranty.....	0	0	0	0	0	0	0	0	0	0	0	32
34. Aggregate write-ins for other lines of business.....	0	0	0	0	0	0	0	0	0	0	0	56
35. TOTALS (a).....	7,603	7,151	0	9,850	0	(2,014)	3,390	0	809	2,717	1,628	2,521

19.DE

DETAILS OF WRITE-INS

3401. Collateral protection.....	0	0	0	0	0	0	0	0	0	0	0	56
3402. Supplemental unemployment.....	0	0	0	0	0	0	0	0	0	0	0	0
3403.	0	0	0	0	0	0	0	0	0	0	0	0
3498. Summary of remaining write-ins for Line 34 from overflow page.....	0	0	0	0	0	0	0	0	0	0	0	0
3499. TOTALS (Lines 3401 thru 3403 plus 3498) (Line 34 above).....	0	0	0	0	0	0	0	0	0	0	0	56

(a) Finance and service charges not included in Lines 1 to 35 \$.....0.

(b) For health business on indicated lines report: Number of persons insured under PPO managed care products.....0 and number of persons insured under indemnity only products.....0.

EXHIBIT OF PREMIUMS AND LOSSES (Statutory Page 14 Data)



NAIC Group Code....84 NAIC Company Code....33723

BUSINESS IN THE STATE OF FLORIDA DURING THE YEAR

Line of Business	Gross Premiums, Including Policy and Membership Fees, Less Return Premiums and Premiums on Policies not Taken		3 Dividends Paid or Credited to Policyholders on Direct Business	4 Direct Unearned Premium Reserves	5 Direct Losses Paid (deducting salvage)	6 Direct Losses Incurred	7 Direct Losses Unpaid	8 Direct Defense and Cost Containment Expense Paid	9 Direct Defense and Cost Containment Expense Incurred	10 Direct Defense and Cost Containment Expense Unpaid	11 Commissions and Brokerage Expenses	12 Taxes, Licenses and Fees
	1 Direct Premiums Written	2 Direct Premiums Earned										
1. Fire.....	0	0	0	0	0	0	0	0	0	0	0	14
2.1 Allied lines.....	0	0	0	0	0	0	0	0	0	0	0	205
2.2 Multiple peril crop.....	0	0	0	0	0	0	0	0	0	0	0	0
2.3 Federal flood.....	0	0	0	0	0	0	0	0	0	0	0	0
3. Farmowners multiple peril.....	0	0	0	0	0	0	0	0	0	0	0	0
4. Homeowners multiple peril.....	0	0	0	0	0	0	0	0	0	0	0	0
5.1 Commercial multiple peril (non-liability portion).....	0	0	0	0	0	0	0	0	0	0	0	116
5.2 Commercial multiple peril (liability portion).....	0	0	0	0	0	0	0	0	0	0	0	149
6. Mortgage guaranty.....	0	0	0	0	0	0	0	0	0	0	0	0
8. Ocean marine.....	0	0	0	0	0	0	0	0	0	0	0	0
9. Inland marine.....	63,276	52,945	0	11,939	0	0	0	0	0	0	9,458	2,988
10. Financial guaranty.....	0	0	0	0	0	0	0	0	0	0	0	0
11. Medical professional liability.....	0	0	0	0	0	0	0	0	0	0	0	0
12. Earthquake.....	0	0	0	0	0	0	0	0	0	0	0	5
13. Group accident and health (b).....	0	0	0	0	0	0	0	0	0	0	0	0
14. Credit A&H (group and individual).....	0	0	0	0	0	0	0	0	0	0	0	0
15.1 Collectively renewable A&H (b).....	0	0	0	0	0	0	0	0	0	0	0	0
15.2 Non-cancelable A&H (b).....	0	0	0	0	0	0	0	0	0	0	0	0
15.3 Guaranteed renewable A&H (b).....	0	0	0	0	0	0	0	0	0	0	0	0
15.4 Non-renewable for stated reasons only (b).....	0	0	0	0	0	0	0	0	0	0	0	0
15.5 Other accident only.....	0	0	0	0	0	0	0	0	0	0	0	0
15.6 Medicare Title XVIII exempt from state taxes or fees.....	0	0	0	0	0	0	0	0	0	0	0	0
15.7 All other A&H (b).....	0	0	0	0	0	0	0	0	0	0	0	0
15.8 Federal employees health benefits program premium (b).....	0	0	0	0	0	0	0	0	0	0	0	0
16. Workers' compensation.....	0	0	0	0	0	0	0	0	0	0	0	90
17.1 Other liability-occurrence.....	0	0	0	0	0	0	0	0	0	0	0	208
17.2 Other liability-claims-made.....	0	0	0	0	0	0	0	0	0	0	0	120
17.3 Excess workers' compensation.....	0	0	0	0	0	24,389	54,836	0	(5,137)	0	0	(148)
18. Products liability.....	0	0	0	0	0	0	0	0	0	0	0	40
19.1 Private passenger auto no-fault (personal injury protection).....	0	0	0	0	0	28	209	0	0	17	0	0
19.2 Other private passenger auto liability.....	0	0	0	0	0	56	342	0	0	59	0	0
19.3 Commercial auto no-fault (personal injury protection).....	0	0	0	0	0	0	0	0	0	0	0	95
19.4 Other commercial auto liability.....	0	0	0	0	0	0	0	0	0	0	0	212
21.1 Private passenger auto physical damage.....	0	0	0	0	0	0	0	0	0	0	0	0
21.2 Commercial auto physical damage.....	0	0	0	0	0	0	0	0	0	0	0	317
22. Aircraft (all perils).....	0	0	0	0	0	0	0	0	0	0	0	0
23. Fidelity.....	0	0	0	0	0	0	0	0	0	0	0	74
24. Surety.....	0	0	0	0	0	0	0	0	0	0	0	5
26. Burglary and theft.....	0	0	0	0	0	0	0	0	0	0	0	52
27. Boiler and machinery.....	0	0	0	0	0	0	0	0	0	0	0	59
28. Credit.....	0	0	0	0	0	0	0	0	0	0	0	245
30. Warranty.....	0	0	0	0	0	0	0	0	0	0	0	334
34. Aggregate write-ins for other lines of business.....	0	0	0	0	0	0	0	0	0	0	0	601
35. TOTALS (a).....	63,276	52,945	0	11,939	0	24,473	55,387	0	(5,137)	76	9,458	5,781

19.FL

DETAILS OF WRITE-INS

3401. Collateral protection.....	0	0	0	0	0	0	0	0	0	0	0	601
3402. Supplemental unemployment.....	0	0	0	0	0	0	0	0	0	0	0	0
3403.	0	0	0	0	0	0	0	0	0	0	0	0
3498. Summary of remaining write-ins for Line 34 from overflow page.....	0	0	0	0	0	0	0	0	0	0	0	0
3499. TOTALS (Lines 3401 thru 3403 plus 3498) (Line 34 above).....	0	0	0	0	0	0	0	0	0	0	0	601

(a) Finance and service charges not included in Lines 1 to 35 \$.....0.

(b) For health business on indicated lines report: Number of persons insured under PPO managed care products.....0 and number of persons insured under indemnity only products.....0.

EXHIBIT OF PREMIUMS AND LOSSES (Statutory Page 14 Data)



NAIC Group Code....84 NAIC Company Code....33723

BUSINESS IN THE STATE OF GEORGIA DURING THE YEAR

19.GA

Line of Business	Gross Premiums, Including Policy and Membership Fees, Less Return Premiums and Premiums on Policies not Taken		3 Dividends Paid or Credited to Policyholders on Direct Business	4 Direct Unearned Premium Reserves	5 Direct Losses Paid (deducting salvage)	6 Direct Losses Incurred	7 Direct Losses Unpaid	8 Direct Defense and Cost Containment Expense Paid	9 Direct Defense and Cost Containment Expense Incurred	10 Direct Defense and Cost Containment Expense Unpaid	11 Commissions and Brokerage Expenses	12 Taxes, Licenses and Fees
	1 Direct Premiums Written	2 Direct Premiums Earned										
1. Fire.....	0	0	0	0	0	0	0	0	0	0	0	0
2.1 Allied lines.....	0	0	0	0	0	0	0	0	0	0	0	(593)
2.2 Multiple peril crop.....	0	0	0	0	0	0	0	0	0	0	0	0
2.3 Federal flood.....	0	0	0	0	0	0	0	0	0	0	0	0
3. Farmowners multiple peril.....	0	0	0	0	0	0	0	0	0	0	0	0
4. Homeowners multiple peril.....	0	0	0	0	0	0	0	0	0	0	0	0
5.1 Commercial multiple peril (non-liability portion).....	0	0	0	0	0	0	0	0	0	0	0	26
5.2 Commercial multiple peril (liability portion).....	33,440	24,523	0	14,340	0	9,494	10,624	0	3,028	4,269	5,745	1,652
6. Mortgage guaranty.....	0	0	0	0	0	0	0	0	0	0	0	0
8. Ocean marine.....	0	0	0	0	0	0	0	0	0	0	0	0
9. Inland marine.....	19,739	91,092	0	33,537	135	135	0	0	0	0	223	1,126
10. Financial guaranty.....	0	0	0	0	0	0	0	0	0	0	0	0
11. Medical professional liability.....	0	0	0	0	0	0	0	0	0	0	0	0
12. Earthquake.....	0	0	0	0	0	0	0	0	0	0	0	0
13. Group accident and health (b).....	0	0	0	0	0	0	0	0	0	0	0	0
14. Credit A&H (group and individual).....	0	0	0	0	0	0	0	0	0	0	0	0
15.1 Collectively renewable A&H (b).....	0	0	0	0	0	0	0	0	0	0	0	0
15.2 Non-cancelable A&H (b).....	0	0	0	0	0	0	0	0	0	0	0	0
15.3 Guaranteed renewable A&H (b).....	0	0	0	0	0	0	0	0	0	0	0	0
15.4 Non-renewable for stated reasons only (b).....	0	0	0	0	0	0	0	0	0	0	0	0
15.5 Other accident only.....	0	0	0	0	0	0	0	0	0	0	0	0
15.6 Medicare Title XVIII exempt from state taxes or fees.....	0	0	0	0	0	0	0	0	0	0	0	0
15.7 All other A&H (b).....	0	0	0	0	0	0	0	0	0	0	0	0
15.8 Federal employees health benefits program premium (b).....	0	0	0	0	0	0	0	0	0	0	0	0
16. Workers' compensation.....	0	0	0	0	0	0	0	0	0	0	0	0
17.1 Other liability-occurrence.....	0	0	0	0	0	0	0	0	0	0	0	15
17.2 Other liability-claims-made.....	7,784	7,559	0	2,001	0	(184)	1,347	0	2,222	2,540	1,936	399
17.3 Excess workers' compensation.....	0	0	0	0	0	0	0	0	0	0	0	0
18. Products liability.....	0	0	0	0	0	0	0	0	0	0	0	12
19.1 Private passenger auto no-fault (personal injury protection).....	0	0	0	0	0	0	0	0	0	0	0	0
19.2 Other private passenger auto liability.....	0	0	0	0	0	129	942	0	0	154	0	0
19.3 Commercial auto no-fault (personal injury protection).....	0	0	0	0	0	0	0	0	0	0	0	0
19.4 Other commercial auto liability.....	0	0	0	0	0	0	0	0	0	0	0	37
21.1 Private passenger auto physical damage.....	0	0	0	0	0	0	0	0	0	0	0	0
21.2 Commercial auto physical damage.....	0	0	0	0	0	0	0	0	0	0	0	29
22. Aircraft (all perils).....	0	0	0	0	0	0	0	0	0	0	0	0
23. Fidelity.....	0	0	0	0	0	0	0	0	0	0	0	0
24. Surety.....	0	0	0	0	0	0	0	0	0	0	0	0
26. Burglary and theft.....	0	0	0	0	0	0	0	0	0	0	0	12
27. Boiler and machinery.....	0	0	0	0	0	0	0	0	0	0	0	13
28. Credit.....	1,750,438	1,598,022	0	826,429	21,962	150,231	171,973	(37)	(37)	0	654,041	83,769
30. Warranty.....	0	0	0	0	0	0	0	0	0	0	0	37
34. Aggregate write-ins for other lines of business.....	0	0	0	0	0	0	0	0	0	0	0	51
35. TOTALS (a).....	1,811,401	1,721,197	0	876,306	22,097	159,805	184,886	(37)	5,213	6,964	661,944	86,584

DETAILS OF WRITE-INS

3401. Collateral protection.....	0	0	0	0	0	0	0	0	0	0	0	51
3402. Supplemental unemployment.....	0	0	0	0	0	0	0	0	0	0	0	0
3403.	0	0	0	0	0	0	0	0	0	0	0	0
3498. Summary of remaining write-ins for Line 34 from overflow page.....	0	0	0	0	0	0	0	0	0	0	0	0
3499. TOTALS (Lines 3401 thru 3403 plus 3498) (Line 34 above).....	0	0	0	0	0	0	0	0	0	0	0	51

(a) Finance and service charges not included in Lines 1 to 35 \$.....0.

(b) For health business on indicated lines report: Number of persons insured under PPO managed care products.....0 and number of persons insured under indemnity only products.....0.

EXHIBIT OF PREMIUMS AND LOSSES (Statutory Page 14 Data)



NAIC Group Code....84 NAIC Company Code....33723

BUSINESS IN GRAND TOTAL DURING THE YEAR

19.GT

Line of Business	Gross Premiums, Including Policy and Membership Fees, Less Return Premiums and Premiums on Policies not Taken		3 Dividends Paid or Credited to Policyholders on Direct Business	4 Direct Unearned Premium Reserves	5 Direct Losses Paid (deducting salvage)	6 Direct Losses Incurred	7 Direct Losses Unpaid	8 Direct Defense and Cost Containment Expense Paid	9 Direct Defense and Cost Containment Expense Incurred	10 Direct Defense and Cost Containment Expense Unpaid	11 Commissions and Brokerage Expenses	12 Taxes, Licenses and Fees
	1 Direct Premiums Written	2 Direct Premiums Earned										
1. Fire.....	2	2	0	0	(2)	(85)	870	0	(5)	0	0	356
2.1 Allied lines.....	1	1	0	0	(5)	(7)	458	0	1	0	0	1,668
2.2 Multiple peril crop.....	0	0	0	0	0	0	0	0	0	0	0	1
2.3 Federal flood.....	0	0	0	0	0	0	0	0	0	0	0	0
3. Farmowners multiple peril.....	0	0	0	0	0	0	0	0	0	0	0	29
4. Homeowners multiple peril.....	0	0	0	0	8,987	8,987	8,108	0	0	0	0	7
5.1 Commercial multiple peril (non-liability portion).....	0	0	0	0	0	0	0	0	0	0	0	2,187
5.2 Commercial multiple peril (liability portion).....	350,203	279,403	0	176,279	0	106,751	136,039	12,918	40,067	55,731	69,465	25,235
6. Mortgage guaranty.....	0	0	0	0	0	0	0	0	0	0	0	0
8. Ocean marine.....	0	0	0	0	0	0	0	0	0	0	0	37
9. Inland marine.....	1,030,006	1,053,562	0	210,195	35,939	79,864	45,181	0	(33)	43	57,686	37,517
10. Financial guaranty.....	0	0	0	0	0	0	0	0	0	0	0	0
11. Medical professional liability.....	0	0	0	0	0	0	0	0	0	0	0	0
12. Earthquake.....	0	0	0	0	0	0	0	0	0	0	0	189
13. Group accident and health (b).....	0	0	0	0	0	0	0	0	0	0	0	0
14. Credit A&H (group and individual).....	0	0	0	0	0	0	0	0	0	0	0	0
15.1 Collectively renewable A&H (b).....	0	0	0	0	0	0	0	0	0	0	0	0
15.2 Non-cancelable A&H (b).....	0	0	0	0	0	0	0	0	0	0	0	0
15.3 Guaranteed renewable A&H (b).....	0	0	0	0	0	0	0	0	0	0	0	0
15.4 Non-renewable for stated reasons only (b).....	0	0	0	0	0	0	0	0	0	0	0	0
15.5 Other accident only.....	0	0	0	0	0	0	0	0	0	0	0	0
15.6 Medicare Title XVIII exempt from state taxes or fees.....	0	0	0	0	0	0	0	0	0	0	0	0
15.7 All other A&H (b).....	0	0	0	0	0	0	0	0	0	0	0	0
15.8 Federal employees health benefits program premium (b).....	0	0	0	0	0	0	0	0	0	0	0	0
16. Workers' compensation.....	0	0	0	0	100	100	0	0	0	0	0	2,657
17.1 Other liability-occurrence.....	0	0	0	0	0	25,000	28,539	12,657	12,657	0	0	3,444
17.2 Other liability-claims-made.....	172,479	187,758	0	114,787	0	523,344	658,338	70,648	106,300	49,971	41,078	17,185
17.3 Excess workers' compensation.....	36,318	36,318	0	0	547,967	2,687,469	9,232,799	52,802	215,923	705,784	8,636	3,413
18. Products liability.....	0	0	0	0	0	0	0	0	0	0	0	948
19.1 Private passenger auto no-fault (personal injury protection).....	0	0	0	0	234,482	4,048	104,747	4,378	4,378	4,106	0	1
19.2 Other private passenger auto liability.....	0	0	0	0	183,803	(35,790)	122,379	26,353	26,353	8,430	0	35
19.3 Commercial auto no-fault (personal injury protection).....	0	0	0	0	0	0	0	0	0	0	0	512
19.4 Other commercial auto liability.....	0	0	0	0	0	0	0	0	0	0	0	4,159
21.1 Private passenger auto physical damage.....	0	0	0	0	(1,190)	(1,190)	1,421	0	0	0	0	14
21.2 Commercial auto physical damage.....	43,984	74,169	0	60,807	5,181	5,184	7	0	0	0	2,410	7,033
22. Aircraft (all perils).....	0	0	0	0	0	0	0	0	0	0	0	0
23. Fidelity.....	0	0	0	0	0	0	0	0	0	0	0	950
24. Surety.....	0	0	0	0	0	0	0	0	0	0	0	163
26. Burglary and theft.....	0	0	0	0	0	0	0	0	0	0	0	1,092
27. Boiler and machinery.....	0	0	0	0	0	0	0	0	0	0	0	1,202
28. Credit.....	1,781,001	1,735,513	0	988,385	28,888	311,680	327,547	(37)	(37)	0	667,427	88,152
30. Warranty.....	0	0	0	0	(1)	(32)	360	0	0	0	0	3,171
34. Aggregate write-ins for other lines of business.....	541	13,850	0	15,304	0	32,309	32,464	0	0	0	42	6,147
35. TOTALS (a).....	3,414,535	3,380,576	0	1,565,756	1,044,150	3,747,634	10,699,256	179,719	405,605	824,066	846,746	207,505

DETAILS OF WRITE-INS

3401. Collateral protection.....	541	13,850	0	15,304	0	32,309	32,464	0	0	0	42	6,147
3402. Supplemental unemployment.....	0	0	0	0	0	0	0	0	0	0	0	0
3403.....	0	0	0	0	0	0	0	0	0	0	0	0
3498. Summary of remaining write-ins for Line 34 from overflow page.....	0	0	0	0	0	0	0	0	0	0	0	0
3499. TOTALS (Lines 3401 thru 3403 plus 3498) (Line 34 above).....	541	13,850	0	15,304	0	32,309	32,464	0	0	0	42	6,147

(a) Finance and service charges not included in Lines 1 to 35 \$.....0.

(b) For health business on indicated lines report: Number of persons insured under PPO managed care products.....0 and number of persons insured under indemnity only products.....0.

EXHIBIT OF PREMIUMS AND LOSSES (Statutory Page 14 Data)



NAIC Group Code....84 NAIC Company Code....33723

BUSINESS IN THE STATE OF IOWA DURING THE YEAR

1916

Line of Business	Gross Premiums, Including Policy and Membership Fees, Less Return Premiums and Premiums on Policies not Taken		3 Dividends Paid or Credited to Policyholders on Direct Business	4 Direct Unearned Premium Reserves	5 Direct Losses Paid (deducting salvage)	6 Direct Losses Incurred	7 Direct Losses Unpaid	8 Direct Defense and Cost Containment Expense Paid	9 Direct Defense and Cost Containment Expense Incurred	10 Direct Defense and Cost Containment Expense Unpaid	11 Commissions and Brokerage Expenses	12 Taxes, Licenses and Fees
	1 Direct Premiums Written	2 Direct Premiums Earned										
1. Fire.....	0	0	0	0	0	0	0	0	0	0	0	1
2.1 Allied lines.....	0	0	0	0	0	0	0	0	0	0	0	20
2.2 Multiple peril crop.....	0	0	0	0	0	0	0	0	0	0	0	0
2.3 Federal flood.....	0	0	0	0	0	0	0	0	0	0	0	0
3. Farmowners multiple peril.....	0	0	0	0	0	0	0	0	0	0	0	0
4. Homeowners multiple peril.....	0	0	0	0	0	0	0	0	0	0	0	0
5.1 Commercial multiple peril (non-liability portion).....	0	0	0	0	0	0	0	0	0	0	0	13
5.2 Commercial multiple peril (liability portion).....	1,230	1,102	0	137	0	395	428	0	167	200	251	241
6. Mortgage guaranty.....	0	0	0	0	0	0	0	0	0	0	0	0
8. Ocean marine.....	0	0	0	0	0	0	0	0	0	0	0	0
9. Inland marine.....	295	295	0	0	0	0	0	0	0	0	52	55
10. Financial guaranty.....	0	0	0	0	0	0	0	0	0	0	0	0
11. Medical professional liability.....	0	0	0	0	0	0	0	0	0	0	0	0
12. Earthquake.....	0	0	0	0	0	0	0	0	0	0	0	0
13. Group accident and health (b).....	0	0	0	0	0	0	0	0	0	0	0	0
14. Credit A&H (group and individual).....	0	0	0	0	0	0	0	0	0	0	0	0
15.1 Collectively renewable A&H (b).....	0	0	0	0	0	0	0	0	0	0	0	0
15.2 Non-cancelable A&H (b).....	0	0	0	0	0	0	0	0	0	0	0	0
15.3 Guaranteed renewable A&H (b).....	0	0	0	0	0	0	0	0	0	0	0	0
15.4 Non-renewable for stated reasons only (b).....	0	0	0	0	0	0	0	0	0	0	0	0
15.5 Other accident only.....	0	0	0	0	0	0	0	0	0	0	0	0
15.6 Medicare Title XVIII exempt from state taxes or fees.....	0	0	0	0	0	0	0	0	0	0	0	0
15.7 All other A&H (b).....	0	0	0	0	0	0	0	0	0	0	0	0
15.8 Federal employees health benefits program premium (b).....	0	0	0	0	0	0	0	0	0	0	0	0
16. Workers' compensation.....	0	0	0	0	0	0	0	0	0	0	0	12
17.1 Other liability-occurrence.....	0	0	0	0	0	0	0	0	0	0	0	52
17.2 Other liability-claims-made.....	1,593	1,977	0	833	0	45	128	0	238	263	358	767
17.3 Excess workers' compensation.....	0	0	0	0	0	0	0	0	0	0	0	0
18. Products liability.....	0	0	0	0	0	0	0	0	0	0	0	7
19.1 Private passenger auto no-fault (personal injury protection).....	0	0	0	0	0	0	0	0	0	0	0	0
19.2 Other private passenger auto liability.....	0	0	0	0	0	0	27	0	0	5	0	0
19.3 Commercial auto no-fault (personal injury protection).....	0	0	0	0	0	0	0	0	0	0	0	0
19.4 Other commercial auto liability.....	0	0	0	0	0	0	0	0	0	0	0	53
21.1 Private passenger auto physical damage.....	0	0	0	0	0	0	0	0	0	0	0	0
21.2 Commercial auto physical damage.....	295	295	0	0	0	0	0	0	0	0	52	102
22. Aircraft (all perils).....	0	0	0	0	0	0	0	0	0	0	0	0
23. Fidelity.....	0	0	0	0	0	0	0	0	0	0	0	7
24. Surety.....	0	0	0	0	0	0	0	0	0	0	0	1
26. Burglary and theft.....	0	0	0	0	0	0	0	0	0	0	0	7
27. Boiler and machinery.....	0	0	0	0	0	0	0	0	0	0	0	7
28. Credit.....	0	0	0	0	0	0	0	0	0	0	0	0
30. Warranty.....	0	0	0	0	0	0	0	0	0	0	0	52
34. Aggregate write-ins for other lines of business.....	0	2,534	0	3,255	0	3,434	3,434	0	0	0	0	211
35. TOTALS (a).....	3,413	6,203	0	4,224	0	3,873	4,017	0	405	468	712	1,606

DETAILS OF WRITE-INS

3401. Collateral protection.....	0	2,534	0	3,255	0	3,434	3,434	0	0	0	0	211
3402. Supplemental unemployment.....	0	0	0	0	0	0	0	0	0	0	0	0
3403.	0	0	0	0	0	0	0	0	0	0	0	0
3498. Summary of remaining write-ins for Line 34 from overflow page.....	0	0	0	0	0	0	0	0	0	0	0	0
3499. TOTALS (Lines 3401 thru 3403 plus 3498) (Line 34 above).....	0	2,534	0	3,255	0	3,434	3,434	0	0	0	0	211

(a) Finance and service charges not included in Lines 1 to 35 \$.....0.

(b) For health business on indicated lines report: Number of persons insured under PPO managed care products.....0 and number of persons insured under indemnity only products.....0.

EXHIBIT OF PREMIUMS AND LOSSES (Statutory Page 14 Data)



NAIC Group Code....84 NAIC Company Code....33723

BUSINESS IN THE STATE OF IDAHO DURING THE YEAR

19.1D

Line of Business	Gross Premiums, Including Policy and Membership Fees, Less Return Premiums and Premiums on Policies not Taken		3 Dividends Paid or Credited to Policyholders on Direct Business	4 Direct Unearned Premium Reserves	5 Direct Losses Paid (deducting salvage)	6 Direct Losses Incurred	7 Direct Losses Unpaid	8 Direct Defense and Cost Containment Expense Paid	9 Direct Defense and Cost Containment Expense Incurred	10 Direct Defense and Cost Containment Expense Unpaid	11 Commissions and Brokerage Expenses	12 Taxes, Licenses and Fees
	1 Direct Premiums Written	2 Direct Premiums Earned										
1. Fire.....	0	0	0	0	0	0	0	0	0	0	0	93
2.1 Allied lines.....	0	0	0	0	0	0	0	0	0	0	0	141
2.2 Multiple peril crop.....	0	0	0	0	0	0	0	0	0	0	0	0
2.3 Federal flood.....	0	0	0	0	0	0	0	0	0	0	0	0
3. Farmowners multiple peril.....	0	0	0	0	0	0	0	0	0	0	0	11
4. Homeowners multiple peril.....	0	0	0	0	0	0	0	0	0	0	0	3
5.1 Commercial multiple peril (non-liability portion).....	0	0	0	0	0	0	0	0	0	0	0	233
5.2 Commercial multiple peril (liability portion).....	0	0	0	0	0	0	0	0	0	0	0	161
6. Mortgage guaranty.....	0	0	0	0	0	0	0	0	0	0	0	0
8. Ocean marine.....	0	0	0	0	0	0	0	0	0	0	0	17
9. Inland marine.....	0	(0)	0	274	0	0	0	0	0	0	0	259
10. Financial guaranty.....	0	0	0	0	0	0	0	0	0	0	0	0
11. Medical professional liability.....	0	0	0	0	0	0	0	0	0	0	0	0
12. Earthquake.....	0	0	0	0	0	0	0	0	0	0	0	51
13. Group accident and health (b).....	0	0	0	0	0	0	0	0	0	0	0	0
14. Credit A&H (group and individual).....	0	0	0	0	0	0	0	0	0	0	0	0
15.1 Collectively renewable A&H (b).....	0	0	0	0	0	0	0	0	0	0	0	0
15.2 Non-cancelable A&H (b).....	0	0	0	0	0	0	0	0	0	0	0	0
15.3 Guaranteed renewable A&H (b).....	0	0	0	0	0	0	0	0	0	0	0	0
15.4 Non-renewable for stated reasons only (b).....	0	0	0	0	0	0	0	0	0	0	0	0
15.5 Other accident only.....	0	0	0	0	0	0	0	0	0	0	0	0
15.6 Medicare Title XVIII exempt from state taxes or fees.....	0	0	0	0	0	0	0	0	0	0	0	0
15.7 All other A&H (b).....	0	0	0	0	0	0	0	0	0	0	0	0
15.8 Federal employees health benefits program premium (b).....	0	0	0	0	0	0	0	0	0	0	0	0
16. Workers' compensation.....	0	0	0	0	0	0	0	0	0	0	0	674
17.1 Other liability-occurrence.....	0	0	0	0	0	0	0	0	0	0	0	220
17.2 Other liability-claims-made.....	0	208	0	400	0	(243)	0	0	0	0	0	68
17.3 Excess workers' compensation.....	0	0	0	0	0	0	0	0	0	0	0	3
18. Products liability.....	0	0	0	0	0	0	0	0	0	0	0	87
19.1 Private passenger auto no-fault (personal injury protection).....	0	0	0	0	0	0	0	0	0	0	0	0
19.2 Other private passenger auto liability.....	0	0	0	0	0	0	6	0	0	1	0	14
19.3 Commercial auto no-fault (personal injury protection).....	0	0	0	0	0	0	0	0	0	0	0	0
19.4 Other commercial auto liability.....	0	0	0	0	0	0	0	0	0	0	0	254
21.1 Private passenger auto physical damage.....	0	0	0	0	0	0	0	0	0	0	0	6
21.2 Commercial auto physical damage.....	0	0	0	0	0	0	0	0	0	0	0	378
22. Aircraft (all perils).....	0	0	0	0	0	0	0	0	0	0	0	0
23. Fidelity.....	0	0	0	0	0	0	0	0	0	0	0	0
24. Surety.....	0	0	0	0	0	0	0	0	0	0	0	0
26. Burglary and theft.....	0	0	0	0	0	0	0	0	0	0	0	133
27. Boiler and machinery.....	0	0	0	0	0	0	0	0	0	0	0	164
28. Credit.....	0	0	0	0	0	0	0	0	0	0	0	25
30. Warranty.....	0	0	0	0	0	0	0	0	0	0	0	17
34. Aggregate write-ins for other lines of business.....	0	0	0	0	0	0	0	0	0	0	0	34
35. TOTALS (a).....	0	208	0	674	0	(243)	6	0	0	1	0	3,044

DETAILS OF WRITE-INS

3401. Collateral protection.....	0	0	0	0	0	0	0	0	0	0	0	34
3402. Supplemental unemployment.....	0	0	0	0	0	0	0	0	0	0	0	0
3403.	0	0	0	0	0	0	0	0	0	0	0	0
3498. Summary of remaining write-ins for Line 34 from overflow page.....	0	0	0	0	0	0	0	0	0	0	0	0
3499. TOTALS (Lines 3401 thru 3403 plus 3498) (Line 34 above).....	0	0	0	0	0	0	0	0	0	0	0	34

(a) Finance and service charges not included in Lines 1 to 35 \$.....0.

(b) For health business on indicated lines report: Number of persons insured under PPO managed care products.....0 and number of persons insured under indemnity only products.....0.

EXHIBIT OF PREMIUMS AND LOSSES (Statutory Page 14 Data)



NAIC Group Code....84 NAIC Company Code....33723

BUSINESS IN THE STATE OF ILLINOIS DURING THE YEAR

191L

Line of Business	Gross Premiums, Including Policy and Membership Fees, Less Return Premiums and Premiums on Policies not Taken		3 Dividends Paid or Credited to Policyholders on Direct Business	4 Direct Unearned Premium Reserves	5 Direct Losses Paid (deducting salvage)	6 Direct Losses Incurred	7 Direct Losses Unpaid	8 Direct Defense and Cost Containment Expense Paid	9 Direct Defense and Cost Containment Expense Incurred	10 Direct Defense and Cost Containment Expense Unpaid	11 Commissions and Brokerage Expenses	12 Taxes, Licenses and Fees
	1 Direct Premiums Written	2 Direct Premiums Earned										
1. Fire.....	0	0	0	0	0	0	0	0	0	0	0	0
2.1 Allied lines.....	0	0	0	0	0	0	0	0	0	0	0	0
2.2 Multiple peril crop.....	0	0	0	0	0	0	0	0	0	0	0	0
2.3 Federal flood.....	0	0	0	0	0	0	0	0	0	0	0	0
3. Farmowners multiple peril.....	0	0	0	0	0	0	0	0	0	0	0	0
4. Homeowners multiple peril.....	0	0	0	0	0	0	1,301	0	0	0	0	0
5.1 Commercial multiple peril (non-liability portion).....	0	0	0	0	0	0	0	0	0	0	0	0
5.2 Commercial multiple peril (liability portion).....	15,199	14,193	0	7,085	0	5,390	9,048	0	692	4,262	3,516	303
6. Mortgage guaranty.....	0	0	0	0	0	0	0	0	0	0	0	0
8. Ocean marine.....	0	0	0	0	0	0	0	0	0	0	0	0
9. Inland marine.....	4,447	3,345	0	352	0	0	0	0	0	0	159	65
10. Financial guaranty.....	0	0	0	0	0	0	0	0	0	0	0	0
11. Medical professional liability.....	0	0	0	0	0	0	0	0	0	0	0	0
12. Earthquake.....	0	0	0	0	0	0	0	0	0	0	0	0
13. Group accident and health (b).....	0	0	0	0	0	0	0	0	0	0	0	0
14. Credit A&H (group and individual).....	0	0	0	0	0	0	0	0	0	0	0	0
15.1 Collectively renewable A&H (b).....	0	0	0	0	0	0	0	0	0	0	0	0
15.2 Non-cancelable A&H (b).....	0	0	0	0	0	0	0	0	0	0	0	0
15.3 Guaranteed renewable A&H (b).....	0	0	0	0	0	0	0	0	0	0	0	0
15.4 Non-renewable for stated reasons only (b).....	0	0	0	0	0	0	0	0	0	0	0	0
15.5 Other accident only.....	0	0	0	0	0	0	0	0	0	0	0	0
15.6 Medicare Title XVIII exempt from state taxes or fees.....	0	0	0	0	0	0	0	0	0	0	0	0
15.7 All other A&H (b).....	0	0	0	0	0	0	0	0	0	0	0	0
15.8 Federal employees health benefits program premium (b).....	0	0	0	0	0	0	0	0	0	0	0	0
16. Workers' compensation.....	0	0	0	0	0	0	0	0	0	0	0	0
17.1 Other liability-occurrence.....	0	0	0	0	0	0	443	0	0	0	0	0
17.2 Other liability-claims-made.....	14,230	12,529	0	6,660	0	(3,942)	2,086	0	3,466	4,556	3,361	296
17.3 Excess workers' compensation.....	0	0	0	0	0	0	0	0	0	0	0	0
18. Products liability.....	0	0	0	0	0	0	0	0	0	0	0	0
19.1 Private passenger auto no-fault (personal injury protection).....	0	0	0	0	0	0	0	0	0	0	0	0
19.2 Other private passenger auto liability.....	0	0	0	0	0	(22)	364	0	0	4	0	0
19.3 Commercial auto no-fault (personal injury protection).....	0	0	0	0	0	0	0	0	0	0	0	0
19.4 Other commercial auto liability.....	0	0	0	0	0	0	0	0	0	0	0	0
21.1 Private passenger auto physical damage.....	0	0	0	0	0	0	0	0	0	0	0	0
21.2 Commercial auto physical damage.....	8,816	8,816	0	0	5,181	5,181	0	0	0	0	1,543	267
22. Aircraft (all perils).....	0	0	0	0	0	0	0	0	0	0	0	0
23. Fidelity.....	0	0	0	0	0	0	0	0	0	0	0	0
24. Surety.....	0	0	0	0	0	0	0	0	0	0	0	0
26. Burglary and theft.....	0	0	0	0	0	0	0	0	0	0	0	0
27. Boiler and machinery.....	0	0	0	0	0	0	0	0	0	0	0	0
28. Credit.....	30,563	44,201	0	39,754	3,674	3,674	0	0	0	0	13,386	585
30. Warranty.....	0	0	0	0	0	0	0	0	0	0	0	0
34. Aggregate write-ins for other lines of business.....	0	145	0	176	0	629	629	0	0	0	0	(19)
35. TOTALS (a).....	73,255	83,229	0	54,027	8,855	10,910	13,871	0	4,157	8,822	21,965	1,497

DETAILS OF WRITE-INS

3401. Collateral protection.....	0	145	0	176	0	629	629	0	0	0	0	(19)
3402. Supplemental unemployment.....	0	0	0	0	0	0	0	0	0	0	0	0
3403.	0	0	0	0	0	0	0	0	0	0	0	0
3498. Summary of remaining write-ins for Line 34 from overflow page.....	0	0	0	0	0	0	0	0	0	0	0	0
3499. TOTALS (Lines 3401 thru 3403 plus 3498) (Line 34 above).....	0	145	0	176	0	629	629	0	0	0	0	(19)

(a) Finance and service charges not included in Lines 1 to 35 \$.....0.

(b) For health business on indicated lines report: Number of persons insured under PPO managed care products.....0 and number of persons insured under indemnity only products.....0.

EXHIBIT OF PREMIUMS AND LOSSES (Statutory Page 14 Data)



NAIC Group Code....84 NAIC Company Code....33723

BUSINESS IN THE STATE OF INDIANA DURING THE YEAR

19'IN

Line of Business	Gross Premiums, Including Policy and Membership Fees, Less Return Premiums and Premiums on Policies not Taken		3 Dividends Paid or Credited to Policyholders on Direct Business	4 Direct Unearned Premium Reserves	5 Direct Losses Paid (deducting salvage)	6 Direct Losses Incurred	7 Direct Losses Unpaid	8 Direct Defense and Cost Containment Expense Paid	9 Direct Defense and Cost Containment Expense Incurred	10 Direct Defense and Cost Containment Expense Unpaid	11 Commissions and Brokerage Expenses	12 Taxes, Licenses and Fees
	1 Direct Premiums Written	2 Direct Premiums Earned										
1. Fire.....	0	0	0	0	0	0	0	0	0	0	0	0
2.1 Allied lines.....	0	0	0	0	0	0	0	0	0	0	0	0
2.2 Multiple peril crop.....	0	0	0	0	0	0	0	0	0	0	0	0
2.3 Federal flood.....	0	0	0	0	0	0	0	0	0	0	0	0
3. Farmowners multiple peril.....	0	0	0	0	0	0	0	0	0	0	0	0
4. Homeowners multiple peril.....	0	0	0	0	0	0	0	0	0	0	0	0
5.1 Commercial multiple peril (non-liability portion).....	0	0	0	0	0	0	0	0	0	0	0	0
5.2 Commercial multiple peril (liability portion).....	(61)	(61)	0	0	0	0	30	0	(16)	14	(11)	242
6. Mortgage guaranty.....	0	0	0	0	0	0	0	0	0	0	0	0
8. Ocean marine.....	0	0	0	0	0	0	0	0	0	0	0	0
9. Inland marine.....	2,119	1,382	0	281	0	0	145	0	0	0	371	28
10. Financial guaranty.....	0	0	0	0	0	0	0	0	0	0	0	0
11. Medical professional liability.....	0	0	0	0	0	0	0	0	0	0	0	0
12. Earthquake.....	0	0	0	0	0	0	0	0	0	0	0	0
13. Group accident and health (b).....	0	0	0	0	0	0	0	0	0	0	0	0
14. Credit A&H (group and individual).....	0	0	0	0	0	0	0	0	0	0	0	0
15.1 Collectively renewable A&H (b).....	0	0	0	0	0	0	0	0	0	0	0	0
15.2 Non-cancelable A&H (b).....	0	0	0	0	0	0	0	0	0	0	0	0
15.3 Guaranteed renewable A&H (b).....	0	0	0	0	0	0	0	0	0	0	0	0
15.4 Non-renewable for stated reasons only (b).....	0	0	0	0	0	0	0	0	0	0	0	0
15.5 Other accident only.....	0	0	0	0	0	0	0	0	0	0	0	0
15.6 Medicare Title XVIII exempt from state taxes or fees.....	0	0	0	0	0	0	0	0	0	0	0	0
15.7 All other A&H (b).....	0	0	0	0	0	0	0	0	0	0	0	0
15.8 Federal employees health benefits program premium (b).....	0	0	0	0	0	0	0	0	0	0	0	0
16. Workers' compensation.....	0	0	0	0	0	0	0	0	0	0	0	0
17.1 Other liability-occurrence.....	0	0	0	0	0	0	87	0	0	0	0	0
17.2 Other liability-claims-made.....	(282)	(282)	0	0	0	(91)	0	0	23	51	(52)	1,143
17.3 Excess workers' compensation.....	0	0	0	0	0	0	0	0	0	0	0	0
18. Products liability.....	0	0	0	0	0	0	0	0	0	0	0	0
19.1 Private passenger auto no-fault (personal injury protection).....	0	0	0	0	0	0	0	0	0	0	0	0
19.2 Other private passenger auto liability.....	0	0	0	0	0	21	112	0	0	22	0	0
19.3 Commercial auto no-fault (personal injury protection).....	0	0	0	0	0	0	0	0	0	0	0	0
19.4 Other commercial auto liability.....	0	0	0	0	0	0	0	0	0	0	0	0
21.1 Private passenger auto physical damage.....	0	0	0	0	0	0	0	0	0	0	0	0
21.2 Commercial auto physical damage.....	0	0	0	0	0	0	0	0	0	0	0	0
22. Aircraft (all perils).....	0	0	0	0	0	0	0	0	0	0	0	0
23. Fidelity.....	0	0	0	0	0	0	0	0	0	0	0	0
24. Surety.....	0	0	0	0	0	0	0	0	0	0	0	0
26. Burglary and theft.....	0	0	0	0	0	0	0	0	0	0	0	0
27. Boiler and machinery.....	0	0	0	0	0	0	0	0	0	0	0	0
28. Credit.....	0	39	0	0	0	0	0	0	0	0	0	0
30. Warranty.....	0	0	0	0	0	0	0	0	0	0	0	0
34. Aggregate write-ins for other lines of business.....	0	526	0	762	0	1,226	1,226	0	0	0	0	0
35. TOTALS (a).....	1,776	1,604	0	1,044	0	1,156	1,600	0	8	86	308	1,412

DETAILS OF WRITE-INS

3401. Collateral protection.....	0	526	0	762	0	1,226	1,226	0	0	0	0	0
3402. Supplemental unemployment.....	0	0	0	0	0	0	0	0	0	0	0	0
3403.	0	0	0	0	0	0	0	0	0	0	0	0
3498. Summary of remaining write-ins for Line 34 from overflow page.....	0	0	0	0	0	0	0	0	0	0	0	0
3499. TOTALS (Lines 3401 thru 3403 plus 3498) (Line 34 above).....	0	526	0	762	0	1,226	1,226	0	0	0	0	0

(a) Finance and service charges not included in Lines 1 to 35 \$.....0.

(b) For health business on indicated lines report: Number of persons insured under PPO managed care products.....0 and number of persons insured under indemnity only products.....0.

EXHIBIT OF PREMIUMS AND LOSSES (Statutory Page 14 Data)



NAIC Group Code....84 NAIC Company Code....33723

BUSINESS IN THE STATE OF KANSAS DURING THE YEAR

Line of Business	Gross Premiums, Including Policy and Membership Fees, Less Return Premiums and Premiums on Policies not Taken		3 Dividends Paid or Credited to Policyholders on Direct Business	4 Direct Unearned Premium Reserves	5 Direct Losses Paid (deducting salvage)	6 Direct Losses Incurred	7 Direct Losses Unpaid	8 Direct Defense and Cost Containment Expense Paid	9 Direct Defense and Cost Containment Expense Incurred	10 Direct Defense and Cost Containment Expense Unpaid	11 Commissions and Brokerage Expenses	12 Taxes, Licenses and Fees
	1 Direct Premiums Written	2 Direct Premiums Earned										
1. Fire.....	0	0	0	0	0	0	0	0	0	0	0	15
2.1 Allied lines.....	0	0	0	0	0	0	0	0	0	0	0	42
2.2 Multiple peril crop.....	0	0	0	0	0	0	0	0	0	0	0	0
2.3 Federal flood.....	0	0	0	0	0	0	0	0	0	0	0	0
3. Farmowners multiple peril.....	0	0	0	0	0	0	0	0	0	0	0	0
4. Homeowners multiple peril.....	0	0	0	0	0	0	0	0	0	0	0	0
5.1 Commercial multiple peril (non-liability portion).....	0	0	0	0	0	0	0	0	0	0	0	32
5.2 Commercial multiple peril (liability portion).....	5,447	2,136	0	3,343	0	732	844	0	256	395	872	877
6. Mortgage guaranty.....	0	0	0	0	0	0	0	0	0	0	0	0
8. Ocean marine.....	0	0	0	0	0	0	0	0	0	0	0	0
9. Inland marine.....	33,428	32,260	0	1,168	0	0	0	0	0	0	3,387	2,258
10. Financial guaranty.....	0	0	0	0	0	0	0	0	0	0	0	0
11. Medical professional liability.....	0	0	0	0	0	0	0	0	0	0	0	0
12. Earthquake.....	0	0	0	0	0	0	0	0	0	0	0	13
13. Group accident and health (b).....	0	0	0	0	0	0	0	0	0	0	0	0
14. Credit A&H (group and individual).....	0	0	0	0	0	0	0	0	0	0	0	0
15.1 Collectively renewable A&H (b).....	0	0	0	0	0	0	0	0	0	0	0	0
15.2 Non-cancelable A&H (b).....	0	0	0	0	0	0	0	0	0	0	0	0
15.3 Guaranteed renewable A&H (b).....	0	0	0	0	0	0	0	0	0	0	0	0
15.4 Non-renewable for stated reasons only (b).....	0	0	0	0	0	0	0	0	0	0	0	0
15.5 Other accident only.....	0	0	0	0	0	0	0	0	0	0	0	0
15.6 Medicare Title XVIII exempt from state taxes or fees.....	0	0	0	0	0	0	0	0	0	0	0	0
15.7 All other A&H (b).....	0	0	0	0	0	0	0	0	0	0	0	0
15.8 Federal employees health benefits program premium (b).....	0	0	0	0	0	0	0	0	0	0	0	0
16. Workers' compensation.....	0	0	0	0	0	0	0	0	0	0	0	17
17.1 Other liability-occurrence.....	0	0	0	0	0	0	0	0	0	0	0	57
17.2 Other liability-claims-made.....	0	0	0	0	0	(792)	5	0	(97)	2	0	29
17.3 Excess workers' compensation.....	0	0	0	0	0	0	0	0	0	0	0	0
18. Products liability.....	0	0	0	0	0	0	0	0	0	0	0	3
19.1 Private passenger auto no-fault (personal injury protection).....	0	0	0	0	0	0	0	0	0	0	0	0
19.2 Other private passenger auto liability.....	0	0	0	0	0	0	0	0	0	0	0	0
19.3 Commercial auto no-fault (personal injury protection).....	0	0	0	0	0	0	0	0	0	0	0	23
19.4 Other commercial auto liability.....	0	0	0	0	0	0	0	0	0	0	0	46
21.1 Private passenger auto physical damage.....	0	0	0	0	0	0	0	0	0	0	0	0
21.2 Commercial auto physical damage.....	0	(0)	0	0	0	0	0	0	0	0	0	91
22. Aircraft (all perils).....	0	0	0	0	0	0	0	0	0	0	0	0
23. Fidelity.....	0	0	0	0	0	0	0	0	0	0	0	16
24. Surety.....	0	0	0	0	0	0	0	0	0	0	0	4
26. Burglary and theft.....	0	0	0	0	0	0	0	0	0	0	0	16
27. Boiler and machinery.....	0	0	0	0	0	0	0	0	0	0	0	16
28. Credit.....	0	0	0	0	0	0	0	0	0	0	0	32
30. Warranty.....	0	0	0	(1)	0	(32)	360	0	0	0	0	24
34. Aggregate write-ins for other lines of business.....	0	1,853	0	2,514	0	2,696	2,806	0	0	0	0	60
35. TOTALS (a).....	38,875	36,249	0	7,024	0	2,604	4,015	0	159	396	4,259	3,670

DETAILS OF WRITE-INS

3401. Collateral protection.....	0	1,853	0	2,514	0	2,696	2,806	0	0	0	0	60
3402. Supplemental unemployment.....	0	0	0	0	0	0	0	0	0	0	0	0
3403.	0	0	0	0	0	0	0	0	0	0	0	0
3498. Summary of remaining write-ins for Line 34 from overflow page.....	0	0	0	0	0	0	0	0	0	0	0	0
3499. TOTALS (Lines 3401 thru 3403 plus 3498) (Line 34 above).....	0	1,853	0	2,514	0	2,696	2,806	0	0	0	0	60

(a) Finance and service charges not included in Lines 1 to 35 \$.....0.

(b) For health business on indicated lines report: Number of persons insured under PPO managed care products.....0 and number of persons insured under indemnity only products.....0.

19.KS

EXHIBIT OF PREMIUMS AND LOSSES (Statutory Page 14 Data)



NAIC Group Code....84 NAIC Company Code....33723

BUSINESS IN THE STATE OF KENTUCKY DURING THE YEAR

Line of Business	Gross Premiums, Including Policy and Membership Fees, Less Return Premiums and Premiums on Policies not Taken		3 Dividends Paid or Credited to Policyholders on Direct Business	4 Direct Unearned Premium Reserves	5 Direct Losses Paid (deducting salvage)	6 Direct Losses Incurred	7 Direct Losses Unpaid	8 Direct Defense and Cost Containment Expense Paid	9 Direct Defense and Cost Containment Expense Incurred	10 Direct Defense and Cost Containment Expense Unpaid	11 Commissions and Brokerage Expenses	12 Taxes, Licenses and Fees
	1 Direct Premiums Written	2 Direct Premiums Earned										
1. Fire.....	0	0	0	0	0	0	0	0	0	0	0	14
2.1 Allied lines.....	0	0	0	0	0	0	0	0	0	0	0	167
2.2 Multiple peril crop.....	0	0	0	0	0	0	0	0	0	0	0	0
2.3 Federal flood.....	0	0	0	0	0	0	0	0	0	0	0	0
3. Farmowners multiple peril.....	0	0	0	0	0	0	0	0	0	0	0	0
4. Homeowners multiple peril.....	0	0	0	0	0	0	0	0	0	0	0	0
5.1 Commercial multiple peril (non-liability portion).....	0	0	0	0	0	0	0	0	0	0	0	114
5.2 Commercial multiple peril (liability portion).....	12,995	5,011	0	7,984	0	275	275	0	275	275	2,044	348
6. Mortgage guaranty.....	0	0	0	0	0	0	0	0	0	0	0	0
8. Ocean marine.....	0	0	0	0	0	0	0	0	0	0	0	0
9. Inland marine.....	0	0	0	0	0	0	0	0	0	0	0	320
10. Financial guaranty.....	0	0	0	0	0	0	0	0	0	0	0	0
11. Medical professional liability.....	0	0	0	0	0	0	0	0	0	0	0	0
12. Earthquake.....	0	0	0	0	0	0	0	0	0	0	0	7
13. Group accident and health (b).....	0	0	0	0	0	0	0	0	0	0	0	0
14. Credit A&H (group and individual).....	0	0	0	0	0	0	0	0	0	0	0	0
15.1 Collectively renewable A&H (b).....	0	0	0	0	0	0	0	0	0	0	0	0
15.2 Non-cancelable A&H (b).....	0	0	0	0	0	0	0	0	0	0	0	0
15.3 Guaranteed renewable A&H (b).....	0	0	0	0	0	0	0	0	0	0	0	0
15.4 Non-renewable for stated reasons only (b).....	0	0	0	0	0	0	0	0	0	0	0	0
15.5 Other accident only.....	0	0	0	0	0	0	0	0	0	0	0	0
15.6 Medicare Title XVIII exempt from state taxes or fees.....	0	0	0	0	0	0	0	0	0	0	0	0
15.7 All other A&H (b).....	0	0	0	0	0	0	0	0	0	0	0	0
15.8 Federal employees health benefits program premium (b).....	0	0	0	0	0	0	0	0	0	0	0	0
16. Workers' compensation.....	0	0	0	0	0	0	0	0	0	0	0	101
17.1 Other liability-occurrence.....	0	0	0	0	0	0	0	0	0	0	0	265
17.2 Other liability-claims-made.....	0	0	0	0	0	(33)	2	0	0	1	0	42
17.3 Excess workers' compensation.....	0	0	0	0	0	0	0	0	0	0	0	0
18. Products liability.....	0	0	0	0	0	0	0	0	0	0	0	50
19.1 Private passenger auto no-fault (personal injury protection).....	0	0	0	0	0	0	190	0	0	26	0	0
19.2 Other private passenger auto liability.....	0	0	0	0	0	0	334	0	0	60	0	0
19.3 Commercial auto no-fault (personal injury protection).....	0	0	0	0	0	0	0	0	0	0	0	99
19.4 Other commercial auto liability.....	0	0	0	0	0	0	0	0	0	0	0	314
21.1 Private passenger auto physical damage.....	0	0	0	0	0	0	0	0	0	0	0	0
21.2 Commercial auto physical damage.....	0	0	0	0	0	0	0	0	0	0	0	464
22. Aircraft (all perils).....	0	0	0	0	0	0	0	0	0	0	0	0
23. Fidelity.....	0	0	0	0	0	0	0	0	0	0	0	58
24. Surety.....	0	0	0	0	0	0	0	0	0	0	0	0
26. Burglary and theft.....	0	0	0	0	0	0	0	0	0	0	0	58
27. Boiler and machinery.....	0	0	0	0	0	0	0	0	0	0	0	57
28. Credit.....	0	0	0	0	0	0	0	0	0	0	0	264
30. Warranty.....	0	0	0	0	0	0	0	0	0	0	0	293
34. Aggregate write-ins for other lines of business.....	0	5,053	0	4,120	0	6,617	6,617	0	0	0	0	784
35. TOTALS (a).....	12,995	10,063	0	12,105	0	6,859	7,419	0	275	362	2,044	3,818

DETAILS OF WRITE-INS

3401. Collateral protection.....	0	5,053	0	4,120	0	6,617	6,617	0	0	0	0	784
3402. Supplemental unemployment.....	0	0	0	0	0	0	0	0	0	0	0	0
3403.	0	0	0	0	0	0	0	0	0	0	0	0
3498. Summary of remaining write-ins for Line 34 from overflow page.....	0	0	0	0	0	0	0	0	0	0	0	0
3499. TOTALS (Lines 3401 thru 3403 plus 3498) (Line 34 above).....	0	5,053	0	4,120	0	6,617	6,617	0	0	0	0	784

(a) Finance and service charges not included in Lines 1 to 35 \$.....0.

(b) For health business on indicated lines report: Number of persons insured under PPO managed care products.....0 and number of persons insured under indemnity only products.....0.

19.KY

EXHIBIT OF PREMIUMS AND LOSSES (Statutory Page 14 Data)



NAIC Group Code....84 NAIC Company Code....33723

BUSINESS IN THE STATE OF LOUISIANA DURING THE YEAR

Line of Business	Gross Premiums, Including Policy and Membership Fees, Less Return Premiums and Premiums on Policies not Taken		3 Dividends Paid or Credited to Policyholders on Direct Business	4 Direct Unearned Premium Reserves	5 Direct Losses Paid (deducting salvage)	6 Direct Losses Incurred	7 Direct Losses Unpaid	8 Direct Defense and Cost Containment Expense Paid	9 Direct Defense and Cost Containment Expense Incurred	10 Direct Defense and Cost Containment Expense Unpaid	11 Commissions and Brokerage Expenses	12 Taxes, Licenses and Fees
	1 Direct Premiums Written	2 Direct Premiums Earned										
1. Fire.....	0	0	0	0	0	0	0	0	0	0	0	13
2.1 Allied lines.....	0	0	0	0	0	0	0	0	0	0	0	83
2.2 Multiple peril crop.....	0	0	0	0	0	0	0	0	0	0	0	0
2.3 Federal flood.....	0	0	0	0	0	0	0	0	0	0	0	0
3. Farmowners multiple peril.....	0	0	0	0	0	0	0	0	0	0	0	0
4. Homeowners multiple peril.....	0	0	0	0	0	0	0	0	0	0	0	0
5.1 Commercial multiple peril (non-liability portion).....	0	0	0	0	0	0	0	0	0	0	0	55
5.2 Commercial multiple peril (liability portion).....	0	0	0	0	0	0	0	0	0	0	0	61
6. Mortgage guaranty.....	0	0	0	0	0	0	0	0	0	0	0	0
8. Ocean marine.....	0	0	0	0	0	0	0	0	0	0	0	0
9. Inland marine.....	0	31	0	83	0	0	0	0	0	0	0	1,828
10. Financial guaranty.....	0	0	0	0	0	0	0	0	0	0	0	0
11. Medical professional liability.....	0	0	0	0	0	0	0	0	0	0	0	0
12. Earthquake.....	0	0	0	0	0	0	0	0	0	0	0	4
13. Group accident and health (b).....	0	0	0	0	0	0	0	0	0	0	0	0
14. Credit A&H (group and individual).....	0	0	0	0	0	0	0	0	0	0	0	0
15.1 Collectively renewable A&H (b).....	0	0	0	0	0	0	0	0	0	0	0	0
15.2 Non-cancelable A&H (b).....	0	0	0	0	0	0	0	0	0	0	0	0
15.3 Guaranteed renewable A&H (b).....	0	0	0	0	0	0	0	0	0	0	0	0
15.4 Non-renewable for stated reasons only (b).....	0	0	0	0	0	0	0	0	0	0	0	0
15.5 Other accident only.....	0	0	0	0	0	0	0	0	0	0	0	0
15.6 Medicare Title XVIII exempt from state taxes or fees.....	0	0	0	0	0	0	0	0	0	0	0	0
15.7 All other A&H (b).....	0	0	0	0	0	0	0	0	0	0	0	0
15.8 Federal employees health benefits program premium (b).....	0	0	0	0	0	0	0	0	0	0	0	0
16. Workers' compensation.....	0	0	0	0	0	0	0	0	0	0	0	39
17.1 Other liability-occurrence.....	0	0	0	0	0	0	0	0	0	0	0	68
17.2 Other liability-claims-made.....	0	104	0	228	0	0	0	0	0	0	0	44
17.3 Excess workers' compensation.....	0	0	0	0	0	0	0	0	0	0	0	0
18. Products liability.....	0	0	0	0	0	0	0	0	0	0	0	16
19.1 Private passenger auto no-fault (personal injury protection).....	0	0	0	0	0	0	0	0	0	0	0	0
19.2 Other private passenger auto liability.....	0	0	0	0	0	0	0	0	0	0	0	0
19.3 Commercial auto no-fault (personal injury protection).....	0	0	0	0	0	0	0	0	0	0	0	0
19.4 Other commercial auto liability.....	0	0	0	0	0	0	0	0	0	0	0	73
21.1 Private passenger auto physical damage.....	0	0	0	0	0	0	0	0	0	0	0	0
21.2 Commercial auto physical damage.....	0	0	0	0	0	0	0	0	0	0	0	117
22. Aircraft (all perils).....	0	0	0	0	0	0	0	0	0	0	0	0
23. Fidelity.....	0	0	0	0	0	0	0	0	0	0	0	25
24. Surety.....	0	0	0	0	0	0	0	0	0	0	0	0
26. Burglary and theft.....	0	0	0	0	0	0	0	0	0	0	0	22
27. Boiler and machinery.....	0	0	0	0	0	0	0	0	0	0	0	27
28. Credit.....	0	0	0	0	0	0	0	0	0	0	0	82
30. Warranty.....	0	0	0	0	0	0	0	0	0	0	0	125
34. Aggregate write-ins for other lines of business.....	0	0	0	0	0	0	0	0	0	0	0	175
35. TOTALS (a).....	0	135	0	311	0	0	0	0	0	0	0	2,856

DETAILS OF WRITE-INS

3401. Collateral protection.....	0	0	0	0	0	0	0	0	0	0	0	175
3402. Supplemental unemployment.....	0	0	0	0	0	0	0	0	0	0	0	0
3403.	0	0	0	0	0	0	0	0	0	0	0	0
3498. Summary of remaining write-ins for Line 34 from overflow page.....	0	0	0	0	0	0	0	0	0	0	0	0
3499. TOTALS (Lines 3401 thru 3403 plus 3498) (Line 34 above).....	0	0	0	0	0	0	0	0	0	0	0	175

(a) Finance and service charges not included in Lines 1 to 35 \$.....0.

(b) For health business on indicated lines report: Number of persons insured under PPO managed care products.....0 and number of persons insured under indemnity only products.....0.

19.LLA

EXHIBIT OF PREMIUMS AND LOSSES (Statutory Page 14 Data)



NAIC Group Code....84 NAIC Company Code...33723

BUSINESS IN THE STATE OF MASSACHUSETTS DURING THE YEAR

Line of Business	Gross Premiums, Including Policy and Membership Fees, Less Return Premiums and Premiums on Policies not Taken		3 Dividends Paid or Credited to Policyholders on Direct Business	4 Direct Unearned Premium Reserves	5 Direct Losses Paid (deducting salvage)	6 Direct Losses Incurred	7 Direct Losses Unpaid	8 Direct Defense and Cost Containment Expense Paid	9 Direct Defense and Cost Containment Expense Incurred	10 Direct Defense and Cost Containment Expense Unpaid	11 Commissions and Brokerage Expenses	12 Taxes, Licenses and Fees
	1 Direct Premiums Written	2 Direct Premiums Earned										
1. Fire.....	0	0	0	0	0	0	0	0	0	0	0	0
2.1 Allied lines.....	0	0	0	0	0	0	0	0	0	0	0	0
2.2 Multiple peril crop.....	0	0	0	0	0	0	0	0	0	0	0	0
2.3 Federal flood.....	0	0	0	0	0	0	0	0	0	0	0	0
3. Farmowners multiple peril.....	0	0	0	0	0	0	0	0	0	0	0	0
4. Homeowners multiple peril.....	0	0	0	0	0	0	0	0	0	0	0	0
5.1 Commercial multiple peril (non-liability portion).....	0	0	0	0	0	0	0	0	0	0	0	0
5.2 Commercial multiple peril (liability portion).....	0	0	0	0	0	(0)	0	0	0	0	0	0
6. Mortgage guaranty.....	0	0	0	0	0	0	0	0	0	0	0	0
8. Ocean marine.....	0	0	0	0	0	0	0	0	0	0	0	0
9. Inland marine.....	1,399	1,852	0	920	0	0	0	0	0	0	245	482
10. Financial guaranty.....	0	0	0	0	0	0	0	0	0	0	0	0
11. Medical professional liability.....	0	0	0	0	0	0	0	0	0	0	0	0
12. Earthquake.....	0	0	0	0	0	0	0	0	0	0	0	0
13. Group accident and health (b).....	0	0	0	0	0	0	0	0	0	0	0	0
14. Credit A&H (group and individual).....	0	0	0	0	0	0	0	0	0	0	0	0
15.1 Collectively renewable A&H (b).....	0	0	0	0	0	0	0	0	0	0	0	0
15.2 Non-cancelable A&H (b).....	0	0	0	0	0	0	0	0	0	0	0	0
15.3 Guaranteed renewable A&H (b).....	0	0	0	0	0	0	0	0	0	0	0	0
15.4 Non-renewable for stated reasons only (b).....	0	0	0	0	0	0	0	0	0	0	0	0
15.5 Other accident only.....	0	0	0	0	0	0	0	0	0	0	0	0
15.6 Medicare Title XVIII exempt from state taxes or fees.....	0	0	0	0	0	0	0	0	0	0	0	0
15.7 All other A&H (b).....	0	0	0	0	0	0	0	0	0	0	0	0
15.8 Federal employees health benefits program premium (b).....	0	0	0	0	0	0	0	0	0	0	0	0
16. Workers' compensation.....	0	0	0	0	0	0	0	0	0	0	0	0
17.1 Other liability-occurrence.....	0	0	0	0	0	0	0	0	0	0	0	180
17.2 Other liability-claims-made.....	0	2,005	0	0	0	70	684	0	349	530	45	414
17.3 Excess workers' compensation.....	0	0	0	0	0	0	0	0	0	0	0	0
18. Products liability.....	0	0	0	0	0	0	0	0	0	0	0	69
19.1 Private passenger auto no-fault (personal injury protection).....	0	0	0	0	0	0	0	0	0	0	0	0
19.2 Other private passenger auto liability.....	0	0	0	0	0	0	0	0	0	0	0	0
19.3 Commercial auto no-fault (personal injury protection).....	0	0	0	0	0	0	0	0	0	0	0	112
19.4 Other commercial auto liability.....	0	0	0	0	0	0	0	0	0	0	0	228
21.1 Private passenger auto physical damage.....	0	0	0	0	0	0	0	0	0	0	0	0
21.2 Commercial auto physical damage.....	0	0	0	0	0	0	0	0	0	0	0	0
22. Aircraft (all perils).....	0	0	0	0	0	0	0	0	0	0	0	0
23. Fidelity.....	0	0	0	0	0	0	0	0	0	0	0	0
24. Surety.....	0	0	0	0	0	0	0	0	0	0	0	0
26. Burglary and theft.....	0	0	0	0	0	0	0	0	0	0	0	0
27. Boiler and machinery.....	0	0	0	0	0	0	0	0	0	0	0	0
28. Credit.....	0	0	0	0	0	0	0	0	0	0	0	0
30. Warranty.....	0	0	0	0	0	0	0	0	0	0	0	103
34. Aggregate write-ins for other lines of business.....	0	(473)	0	0	0	0	0	0	0	0	0	208
35. TOTALS (a).....	1,399	3,384	0	920	0	70	684	0	349	530	290	1,797

19.MA

DETAILS OF WRITE-INS

3401. Collateral protection.....	0	(473)	0	0	0	0	0	0	0	0	0	208
3402. Supplemental unemployment.....	0	0	0	0	0	0	0	0	0	0	0	0
3403.	0	0	0	0	0	0	0	0	0	0	0	0
3498. Summary of remaining write-ins for Line 34 from overflow page.....	0	0	0	0	0	0	0	0	0	0	0	0
3499. TOTALS (Lines 3401 thru 3403 plus 3498) (Line 34 above).....	0	(473)	0	0	0	0	0	0	0	0	0	208

(a) Finance and service charges not included in Lines 1 to 35 \$.....0.

(b) For health business on indicated lines report: Number of persons insured under PPO managed care products.....0 and number of persons insured under indemnity only products.....0.

EXHIBIT OF PREMIUMS AND LOSSES (Statutory Page 14 Data)



NAIC Group Code....84 NAIC Company Code....33723

BUSINESS IN THE STATE OF MARYLAND DURING THE YEAR

Line of Business	Gross Premiums, Including Policy and Membership Fees, Less Return Premiums and Premiums on Policies not Taken		3 Dividends Paid or Credited to Policyholders on Direct Business	4 Direct Unearned Premium Reserves	5 Direct Losses Paid (deducting salvage)	6 Direct Losses Incurred	7 Direct Losses Unpaid	8 Direct Defense and Cost Containment Expense Paid	9 Direct Defense and Cost Containment Expense Incurred	10 Direct Defense and Cost Containment Expense Unpaid	11 Commissions and Brokerage Expenses	12 Taxes, Licenses and Fees
	1 Direct Premiums Written	2 Direct Premiums Earned										
1. Fire.....	0	0	0	0	0	0	86	0	0	0	0	0
2.1 Allied lines.....	0	0	0	0	0	0	56	0	0	0	0	0
2.2 Multiple peril crop.....	0	0	0	0	0	0	0	0	0	0	0	0
2.3 Federal flood.....	0	0	0	0	0	0	0	0	0	0	0	0
3. Farmowners multiple peril.....	0	0	0	0	0	0	0	0	0	0	0	0
4. Homeowners multiple peril.....	0	0	0	0	0	0	0	0	0	0	0	0
5.1 Commercial multiple peril (non-liability portion).....	0	0	0	0	0	0	0	0	0	0	0	0
5.2 Commercial multiple peril (liability portion).....	11,025	7,914	0	4,104	0	2,964	3,447	0	1,087	1,564	2,351	780
6. Mortgage guaranty.....	0	0	0	0	0	0	0	0	0	0	0	0
8. Ocean marine.....	0	0	0	0	0	0	0	0	0	0	0	0
9. Inland marine.....	0	0	0	0	0	0	0	0	0	0	0	0
10. Financial guaranty.....	0	0	0	0	0	0	0	0	0	0	0	0
11. Medical professional liability.....	0	0	0	0	0	0	0	0	0	0	0	0
12. Earthquake.....	0	0	0	0	0	0	0	0	0	0	0	0
13. Group accident and health (b).....	0	0	0	0	0	0	0	0	0	0	0	0
14. Credit A&H (group and individual).....	0	0	0	0	0	0	0	0	0	0	0	0
15.1 Collectively renewable A&H (b).....	0	0	0	0	0	0	0	0	0	0	0	0
15.2 Non-cancelable A&H (b).....	0	0	0	0	0	0	0	0	0	0	0	0
15.3 Guaranteed renewable A&H (b).....	0	0	0	0	0	0	0	0	0	0	0	0
15.4 Non-renewable for stated reasons only (b).....	0	0	0	0	0	0	0	0	0	0	0	0
15.5 Other accident only.....	0	0	0	0	0	0	0	0	0	0	0	0
15.6 Medicare Title XVIII exempt from state taxes or fees.....	0	0	0	0	0	0	0	0	0	0	0	0
15.7 All other A&H (b).....	0	0	0	0	0	0	0	0	0	0	0	0
15.8 Federal employees health benefits program premium (b).....	0	0	0	0	0	0	0	0	0	0	0	0
16. Workers' compensation.....	0	0	0	0	0	0	0	0	0	0	0	0
17.1 Other liability-occurrence.....	0	0	0	0	0	25,000	25,007	12,657	12,657	0	0	0
17.2 Other liability-claims-made.....	8,745	7,909	0	5,625	0	513	1,106	0	1,784	1,915	2,066	776
17.3 Excess workers' compensation.....	0	0	0	0	0	0	0	0	0	0	0	0
18. Products liability.....	0	0	0	0	0	0	0	0	0	0	0	0
19.1 Private passenger auto no-fault (personal injury protection).....	0	0	0	0	0	54	3,250	0	0	83	0	0
19.2 Other private passenger auto liability.....	0	0	0	0	0	166	1,680	0	0	279	0	0
19.3 Commercial auto no-fault (personal injury protection).....	0	0	0	0	0	0	0	0	0	0	0	0
19.4 Other commercial auto liability.....	0	0	0	0	0	0	0	0	0	0	0	0
21.1 Private passenger auto physical damage.....	0	0	0	0	0	0	0	0	0	0	0	0
21.2 Commercial auto physical damage.....	0	0	0	0	0	0	0	0	0	0	0	0
22. Aircraft (all perils).....	0	0	0	0	0	0	0	0	0	0	0	0
23. Fidelity.....	0	0	0	0	0	0	0	0	0	0	0	0
24. Surety.....	0	0	0	0	0	0	0	0	0	0	0	0
26. Burglary and theft.....	0	0	0	0	0	0	0	0	0	0	0	0
27. Boiler and machinery.....	0	0	0	0	0	0	0	0	0	0	0	0
28. Credit.....	0	0	0	0	0	0	0	0	0	0	0	0
30. Warranty.....	0	0	0	0	0	0	0	0	0	0	0	0
34. Aggregate write-ins for other lines of business.....	0	0	0	0	0	0	0	0	0	0	0	0
35. TOTALS (a).....	19,770	15,824	0	9,729	0	28,697	34,633	12,657	15,529	3,841	4,417	1,555

19.MD

DETAILS OF WRITE-INS

3401. Collateral protection.....	0	0	0	0	0	0	0	0	0	0	0	0
3402. Supplemental unemployment.....	0	0	0	0	0	0	0	0	0	0	0	0
3403.	0	0	0	0	0	0	0	0	0	0	0	0
3498. Summary of remaining write-ins for Line 34 from overflow page.....	0	0	0	0	0	0	0	0	0	0	0	0
3499. TOTALS (Lines 3401 thru 3403 plus 3498) (Line 34 above).....	0	0	0	0	0	0	0	0	0	0	0	0

(a) Finance and service charges not included in Lines 1 to 35 \$.....0.

(b) For health business on indicated lines report: Number of persons insured under PPO managed care products.....0 and number of persons insured under indemnity only products.....0.

EXHIBIT OF PREMIUMS AND LOSSES (Statutory Page 14 Data)



NAIC Group Code....84 NAIC Company Code....33723

BUSINESS IN THE STATE OF MAINE DURING THE YEAR

Line of Business	Gross Premiums, Including Policy and Membership Fees, Less Return Premiums and Premiums on Policies not Taken		3 Dividends Paid or Credited to Policyholders on Direct Business	4 Direct Unearned Premium Reserves	5 Direct Losses Paid (deducting salvage)	6 Direct Losses Incurred	7 Direct Losses Unpaid	8 Direct Defense and Cost Containment Expense Paid	9 Direct Defense and Cost Containment Expense Incurred	10 Direct Defense and Cost Containment Expense Unpaid	11 Commissions and Brokerage Expenses	12 Taxes, Licenses and Fees
	1 Direct Premiums Written	2 Direct Premiums Earned										
1. Fire.....	0	0	0	0	0	0	0	0	0	0	0	7
2.1 Allied lines.....	0	0	0	0	0	0	0	0	0	0	0	101
2.2 Multiple peril crop.....	0	0	0	0	0	0	0	0	0	0	0	0
2.3 Federal flood.....	0	0	0	0	0	0	0	0	0	0	0	0
3. Farmowners multiple peril.....	0	0	0	0	0	0	0	0	0	0	0	0
4. Homeowners multiple peril.....	0	0	0	0	0	0	0	0	0	0	0	0
5.1 Commercial multiple peril (non-liability portion).....	0	0	0	0	0	0	0	0	0	0	0	239
5.2 Commercial multiple peril (liability portion).....	3,832	2,395	0	1,437	0	695	695	0	336	336	742	330
6. Mortgage guaranty.....	0	0	0	0	0	0	0	0	0	0	0	0
8. Ocean marine.....	0	0	0	0	0	0	0	0	0	0	0	0
9. Inland marine.....	0	0	0	0	0	0	0	0	0	0	0	341
10. Financial guaranty.....	0	0	0	0	0	0	0	0	0	0	0	0
11. Medical professional liability.....	0	0	0	0	0	0	0	0	0	0	0	0
12. Earthquake.....	0	0	0	0	0	0	0	0	0	0	0	3
13. Group accident and health (b).....	0	0	0	0	0	0	0	0	0	0	0	0
14. Credit A&H (group and individual).....	0	0	0	0	0	0	0	0	0	0	0	0
15.1 Collectively renewable A&H (b).....	0	0	0	0	0	0	0	0	0	0	0	0
15.2 Non-cancelable A&H (b).....	0	0	0	0	0	0	0	0	0	0	0	0
15.3 Guaranteed renewable A&H (b).....	0	0	0	0	0	0	0	0	0	0	0	0
15.4 Non-renewable for stated reasons only (b).....	0	0	0	0	0	0	0	0	0	0	0	0
15.5 Other accident only.....	0	0	0	0	0	0	0	0	0	0	0	0
15.6 Medicare Title XVIII exempt from state taxes or fees.....	0	0	0	0	0	0	0	0	0	0	0	0
15.7 All other A&H (b).....	0	0	0	0	0	0	0	0	0	0	0	0
15.8 Federal employees health benefits program premium (b).....	0	0	0	0	0	0	0	0	0	0	0	0
16. Workers' compensation.....	0	0	0	0	0	0	0	0	0	0	0	224
17.1 Other liability-occurrence.....	0	0	0	0	0	0	0	0	0	0	0	251
17.2 Other liability-claims-made.....	966	3,289	0	5,347	0	97	97	0	146	146	221	93
17.3 Excess workers' compensation.....	0	0	0	0	0	0	0	0	0	0	0	0
18. Products liability.....	0	0	0	0	0	0	0	0	0	0	0	107
19.1 Private passenger auto no-fault (personal injury protection).....	0	0	0	0	0	0	0	0	0	0	0	0
19.2 Other private passenger auto liability.....	0	0	0	0	0	0	0	0	0	0	0	0
19.3 Commercial auto no-fault (personal injury protection).....	0	0	0	0	0	0	0	0	0	0	0	0
19.4 Other commercial auto liability.....	0	0	0	0	0	0	0	0	0	0	0	349
21.1 Private passenger auto physical damage.....	0	0	0	0	0	0	0	0	0	0	0	0
21.2 Commercial auto physical damage.....	0	0	0	0	0	0	0	0	0	0	0	432
22. Aircraft (all perils).....	0	0	0	0	0	0	0	0	0	0	0	0
23. Fidelity.....	0	0	0	0	0	0	0	0	0	0	0	113
24. Surety.....	0	0	0	0	0	0	0	0	0	0	0	4
26. Burglary and theft.....	0	0	0	0	0	0	0	0	0	0	0	113
27. Boiler and machinery.....	0	0	0	0	0	0	0	0	0	0	0	121
28. Credit.....	0	443	0	0	0	0	0	0	0	0	0	592
30. Warranty.....	0	0	0	0	0	0	0	0	0	0	0	128
34. Aggregate write-ins for other lines of business.....	0	0	0	0	0	0	0	0	0	0	0	267
35. TOTALS (a).....	4,798	6,128	0	6,784	0	792	792	0	482	482	962	3,814

19.ME

DETAILS OF WRITE-INS

3401. Collateral protection.....	0	0	0	0	0	0	0	0	0	0	0	267
3402. Supplemental unemployment.....	0	0	0	0	0	0	0	0	0	0	0	0
3403.	0	0	0	0	0	0	0	0	0	0	0	0
3498. Summary of remaining write-ins for Line 34 from overflow page.....	0	0	0	0	0	0	0	0	0	0	0	0
3499. TOTALS (Lines 3401 thru 3403 plus 3498) (Line 34 above).....	0	0	0	0	0	0	0	0	0	0	0	267

(a) Finance and service charges not included in Lines 1 to 35 \$.....0.

(b) For health business on indicated lines report: Number of persons insured under PPO managed care products.....0 and number of persons insured under indemnity only products.....0.

EXHIBIT OF PREMIUMS AND LOSSES (Statutory Page 14 Data)



NAIC Group Code....84 NAIC Company Code....33723

BUSINESS IN THE STATE OF MICHIGAN DURING THE YEAR

Line of Business	Gross Premiums, Including Policy and Membership Fees, Less Return Premiums and Premiums on Policies not Taken		3 Dividends Paid or Credited to Policyholders on Direct Business	4 Direct Unearned Premium Reserves	5 Direct Losses Paid (deducting salvage)	6 Direct Losses Incurred	7 Direct Losses Unpaid	8 Direct Defense and Cost Containment Expense Paid	9 Direct Defense and Cost Containment Expense Incurred	10 Direct Defense and Cost Containment Expense Unpaid	11 Commissions and Brokerage Expenses	12 Taxes, Licenses and Fees
	1 Direct Premiums Written	2 Direct Premiums Earned										
1. Fire.....	0	0	0	0	0	0	0	0	0	0	0	0
2.1 Allied lines.....	0	0	0	0	0	0	0	0	0	0	0	8
2.2 Multiple peril crop.....	0	0	0	0	0	0	0	0	0	0	0	0
2.3 Federal flood.....	0	0	0	0	0	0	0	0	0	0	0	0
3. Farmowners multiple peril.....	0	0	0	0	0	0	0	0	0	0	0	0
4. Homeowners multiple peril.....	0	0	0	0	0	0	877	0	0	0	0	0
5.1 Commercial multiple peril (non-liability portion).....	0	0	0	0	0	0	0	0	0	0	0	2
5.2 Commercial multiple peril (liability portion).....	2,593	1,590	0	1,449	0	625	714	0	229	319	597	149
6. Mortgage guaranty.....	0	0	0	0	0	0	0	0	0	0	0	0
8. Ocean marine.....	0	0	0	0	0	0	0	0	0	0	0	0
9. Inland marine.....	18,194	19,720	0	2,240	0	0	0	0	0	0	1,973	237
10. Financial guaranty.....	0	0	0	0	0	0	0	0	0	0	0	0
11. Medical professional liability.....	0	0	0	0	0	0	0	0	0	0	0	0
12. Earthquake.....	0	0	0	0	0	0	0	0	0	0	0	0
13. Group accident and health (b).....	0	0	0	0	0	0	0	0	0	0	0	0
14. Credit A&H (group and individual).....	0	0	0	0	0	0	0	0	0	0	0	0
15.1 Collectively renewable A&H (b).....	0	0	0	0	0	0	0	0	0	0	0	0
15.2 Non-cancelable A&H (b).....	0	0	0	0	0	0	0	0	0	0	0	0
15.3 Guaranteed renewable A&H (b).....	0	0	0	0	0	0	0	0	0	0	0	0
15.4 Non-renewable for stated reasons only (b).....	0	0	0	0	0	0	0	0	0	0	0	0
15.5 Other accident only.....	0	0	0	0	0	0	0	0	0	0	0	0
15.6 Medicare Title XVIII exempt from state taxes or fees.....	0	0	0	0	0	0	0	0	0	0	0	0
15.7 All other A&H (b).....	0	0	0	0	0	0	0	0	0	0	0	0
15.8 Federal employees health benefits program premium (b).....	0	0	0	0	0	0	0	0	0	0	0	0
16. Workers' compensation.....	0	0	0	0	0	0	0	0	0	0	0	1
17.1 Other liability-occurrence.....	0	0	0	0	0	0	39	0	0	0	0	16
17.2 Other liability-claims-made.....	3,340	2,374	0	2,139	0	(2,768)	382	0	386	849	767	208
17.3 Excess workers' compensation.....	0	0	0	0	0	0	0	0	0	0	0	0
18. Products liability.....	0	0	0	0	0	0	0	0	0	0	0	0
19.1 Private passenger auto no-fault (personal injury protection).....	0	0	0	0	217,826	0	28,963	1,930	1,930	0	0	0
19.2 Other private passenger auto liability.....	0	0	0	0	0	0	0	0	0	0	0	0
19.3 Commercial auto no-fault (personal injury protection).....	0	0	0	0	0	0	0	0	0	0	0	8
19.4 Other commercial auto liability.....	0	0	0	0	0	0	0	0	0	0	0	16
21.1 Private passenger auto physical damage.....	0	0	0	0	0	0	0	0	0	0	0	0
21.2 Commercial auto physical damage.....	0	0	0	0	0	4	7	0	0	0	0	29
22. Aircraft (all perils).....	0	0	0	0	0	0	0	0	0	0	0	0
23. Fidelity.....	0	0	0	0	0	0	0	0	0	0	0	0
24. Surety.....	0	0	0	0	0	0	0	0	0	0	0	2
26. Burglary and theft.....	0	0	0	0	0	0	0	0	0	0	0	0
27. Boiler and machinery.....	0	0	0	0	0	0	0	0	0	0	0	1
28. Credit.....	0	307	0	205	0	711	711	0	0	0	0	12
30. Warranty.....	0	0	0	0	0	0	0	0	0	0	0	7
34. Aggregate write-ins for other lines of business.....	337	337	0	0	0	235	281	0	0	0	6	63
35. TOTALS (a).....	24,464	24,329	0	6,033	217,826	(1,193)	31,973	1,930	2,545	1,168	3,343	761

DETAILS OF WRITE-INS

3401. Collateral protection.....	337	337	0	0	0	235	281	0	0	0	6	63
3402. Supplemental unemployment.....	0	0	0	0	0	0	0	0	0	0	0	0
3403.	0	0	0	0	0	0	0	0	0	0	0	0
3498. Summary of remaining write-ins for Line 34 from overflow page.....	0	0	0	0	0	0	0	0	0	0	0	0
3499. TOTALS (Lines 3401 thru 3403 plus 3498) (Line 34 above).....	337	337	0	0	0	235	281	0	0	0	6	63

(a) Finance and service charges not included in Lines 1 to 35 \$.....0.

(b) For health business on indicated lines report: Number of persons insured under PPO managed care products.....0 and number of persons insured under indemnity only products.....0.

19 MI

EXHIBIT OF PREMIUMS AND LOSSES (Statutory Page 14 Data)



NAIC Group Code....84 NAIC Company Code....33723

BUSINESS IN THE STATE OF MINNESOTA DURING THE YEAR

19.NM

Line of Business	Gross Premiums, Including Policy and Membership Fees, Less Return Premiums and Premiums on Policies not Taken		3 Dividends Paid or Credited to Policyholders on Direct Business	4 Direct Unearned Premium Reserves	5 Direct Losses Paid (deducting salvage)	6 Direct Losses Incurred	7 Direct Losses Unpaid	8 Direct Defense and Cost Containment Expense Paid	9 Direct Defense and Cost Containment Expense Incurred	10 Direct Defense and Cost Containment Expense Unpaid	11 Commissions and Brokerage Expenses	12 Taxes, Licenses and Fees
	1 Direct Premiums Written	2 Direct Premiums Earned										
1. Fire.....	0	0	0	0	0	0	0	0	0	0	0	0
2.1 Allied lines.....	0	0	0	0	0	0	0	0	0	0	0	14
2.2 Multiple peril crop.....	0	0	0	0	0	0	0	0	0	0	0	0
2.3 Federal flood.....	0	0	0	0	0	0	0	0	0	0	0	0
3. Farmowners multiple peril.....	0	0	0	0	0	0	0	0	0	0	0	0
4. Homeowners multiple peril.....	0	0	0	0	0	0	0	0	0	0	0	0
5.1 Commercial multiple peril (non-liability portion).....	0	0	0	0	0	0	0	0	0	0	0	0
5.2 Commercial multiple peril (liability portion).....	0	0	0	0	0	0	0	0	0	0	0	0
6. Mortgage guaranty.....	0	0	0	0	0	0	0	0	0	0	0	0
8. Ocean marine.....	0	0	0	0	0	0	0	0	0	0	0	0
9. Inland marine.....	74,412	75,348	0	5,737	0	0	0	0	0	0	8,162	2,038
10. Financial guaranty.....	0	0	0	0	0	0	0	0	0	0	0	0
11. Medical professional liability.....	0	0	0	0	0	0	0	0	0	0	0	0
12. Earthquake.....	0	0	0	0	0	0	0	0	0	0	0	0
13. Group accident and health (b).....	0	0	0	0	0	0	0	0	0	0	0	0
14. Credit A&H (group and individual).....	0	0	0	0	0	0	0	0	0	0	0	0
15.1 Collectively renewable A&H (b).....	0	0	0	0	0	0	0	0	0	0	0	0
15.2 Non-cancelable A&H (b).....	0	0	0	0	0	0	0	0	0	0	0	0
15.3 Guaranteed renewable A&H (b).....	0	0	0	0	0	0	0	0	0	0	0	0
15.4 Non-renewable for stated reasons only (b).....	0	0	0	0	0	0	0	0	0	0	0	0
15.5 Other accident only.....	0	0	0	0	0	0	0	0	0	0	0	0
15.6 Medicare Title XVIII exempt from state taxes or fees.....	0	0	0	0	0	0	0	0	0	0	0	0
15.7 All other A&H (b).....	0	0	0	0	0	0	0	0	0	0	0	0
15.8 Federal employees health benefits program premium (b).....	0	0	0	0	0	0	0	0	0	0	0	0
16. Workers' compensation.....	0	0	0	0	0	0	0	0	0	0	0	0
17.1 Other liability-occurrence.....	0	0	0	0	0	0	0	0	0	0	0	16
17.2 Other liability-claims-made.....	(531)	13,345	0	1,822	0	14,995	24,259	0	(1,788)	154	(61)	20
17.3 Excess workers' compensation.....	0	0	0	0	0	0	0	0	0	0	0	0
18. Products liability.....	0	0	0	0	0	0	0	0	0	0	0	6
19.1 Private passenger auto no-fault (personal injury protection).....	0	0	0	0	0	1	60	0	0	7	0	0
19.2 Other private passenger auto liability.....	0	0	0	0	0	1	22	0	0	3	0	0
19.3 Commercial auto no-fault (personal injury protection).....	0	0	0	0	0	0	0	0	0	0	0	11
19.4 Other commercial auto liability.....	0	0	0	0	0	0	0	0	0	0	0	26
21.1 Private passenger auto physical damage.....	0	0	0	0	0	0	0	0	0	0	0	0
21.2 Commercial auto physical damage.....	0	4,044	0	37,729	0	0	0	0	0	0	0	168
22. Aircraft (all perils).....	0	0	0	0	0	0	0	0	0	0	0	0
23. Fidelity.....	0	0	0	0	0	0	0	0	0	0	0	0
24. Surety.....	0	0	0	0	0	0	0	0	0	0	0	0
26. Burglary and theft.....	0	0	0	0	0	0	0	0	0	0	0	7
27. Boiler and machinery.....	0	0	0	0	0	0	0	0	0	0	0	0
28. Credit.....	0	0	0	0	0	0	0	0	0	0	0	0
30. Warranty.....	0	0	0	0	0	0	0	0	0	0	0	26
34. Aggregate write-ins for other lines of business.....	0	0	0	0	0	0	0	0	0	0	0	37
35. TOTALS (a).....	73,881	92,737	0	45,288	0	14,997	24,341	0	(1,788)	164	8,101	2,369

DETAILS OF WRITE-INS

3401. Collateral protection.....	0	0	0	0	0	0	0	0	0	0	0	37
3402. Supplemental unemployment.....	0	0	0	0	0	0	0	0	0	0	0	0
3403.	0	0	0	0	0	0	0	0	0	0	0	0
3498. Summary of remaining write-ins for Line 34 from overflow page.....	0	0	0	0	0	0	0	0	0	0	0	0
3499. TOTALS (Lines 3401 thru 3403 plus 3498) (Line 34 above).....	0	0	0	0	0	0	0	0	0	0	0	37

(a) Finance and service charges not included in Lines 1 to 35 \$.....0.

(b) For health business on indicated lines report: Number of persons insured under PPO managed care products.....0 and number of persons insured under indemnity only products.....0.

EXHIBIT OF PREMIUMS AND LOSSES (Statutory Page 14 Data)



NAIC Group Code....84 NAIC Company Code....33723

BUSINESS IN THE STATE OF MISSOURI DURING THE YEAR

19.MO

Line of Business	Gross Premiums, Including Policy and Membership Fees, Less Return Premiums and Premiums on Policies not Taken		3 Dividends Paid or Credited to Policyholders on Direct Business	4 Direct Unearned Premium Reserves	5 Direct Losses Paid (deducting salvage)	6 Direct Losses Incurred	7 Direct Losses Unpaid	8 Direct Defense and Cost Containment Expense Paid	9 Direct Defense and Cost Containment Expense Incurred	10 Direct Defense and Cost Containment Expense Unpaid	11 Commissions and Brokerage Expenses	12 Taxes, Licenses and Fees
	1 Direct Premiums Written	2 Direct Premiums Earned										
1. Fire.....	0	0	0	0	0	0	0	0	0	0	0	0
2.1 Allied lines.....	0	0	0	0	0	0	0	0	0	0	0	0
2.2 Multiple peril crop.....	0	0	0	0	0	0	0	0	0	0	0	0
2.3 Federal flood.....	0	0	0	0	0	0	0	0	0	0	0	0
3. Farmowners multiple peril.....	0	0	0	0	0	0	0	0	0	0	0	0
4. Homeowners multiple peril.....	0	0	0	0	0	0	0	0	0	0	0	0
5.1 Commercial multiple peril (non-liability portion).....	0	0	0	0	0	0	0	0	0	0	0	0
5.2 Commercial multiple peril (liability portion).....	21,245	11,826	0	9,419	0	650	650	0	650	650	3,531	468
6. Mortgage guaranty.....	0	0	0	0	0	0	0	0	0	0	0	0
8. Ocean marine.....	0	0	0	0	0	0	0	0	0	0	0	0
9. Inland marine.....	9,812	24,532	0	2,478	0	0	0	0	0	0	1,717	1,044
10. Financial guaranty.....	0	0	0	0	0	0	0	0	0	0	0	0
11. Medical professional liability.....	0	0	0	0	0	0	0	0	0	0	0	0
12. Earthquake.....	0	0	0	0	0	0	0	0	0	0	0	0
13. Group accident and health (b).....	0	0	0	0	0	0	0	0	0	0	0	0
14. Credit A&H (group and individual).....	0	0	0	0	0	0	0	0	0	0	0	0
15.1 Collectively renewable A&H (b).....	0	0	0	0	0	0	0	0	0	0	0	0
15.2 Non-cancelable A&H (b).....	0	0	0	0	0	0	0	0	0	0	0	0
15.3 Guaranteed renewable A&H (b).....	0	0	0	0	0	0	0	0	0	0	0	0
15.4 Non-renewable for stated reasons only (b).....	0	0	0	0	0	0	0	0	0	0	0	0
15.5 Other accident only.....	0	0	0	0	0	0	0	0	0	0	0	0
15.6 Medicare Title XVIII exempt from state taxes or fees.....	0	0	0	0	0	0	0	0	0	0	0	0
15.7 All other A&H (b).....	0	0	0	0	0	0	0	0	0	0	0	0
15.8 Federal employees health benefits program premium (b).....	0	0	0	0	0	0	0	0	0	0	0	0
16. Workers' compensation.....	0	0	0	0	0	0	0	0	0	0	0	0
17.1 Other liability-occurrence.....	0	0	0	0	0	0	78	0	0	0	0	0
17.2 Other liability-claims-made.....	0	0	0	0	0	(444)	5	0	(48)	2	0	0
17.3 Excess workers' compensation.....	0	0	0	0	0	0	0	0	0	0	0	0
18. Products liability.....	0	0	0	0	0	0	0	0	0	0	0	0
19.1 Private passenger auto no-fault (personal injury protection).....	0	0	0	0	0	0	0	0	0	0	0	0
19.2 Other private passenger auto liability.....	0	0	0	0	0	(49)	985	0	0	10	0	0
19.3 Commercial auto no-fault (personal injury protection).....	0	0	0	0	0	0	0	0	0	0	0	0
19.4 Other commercial auto liability.....	0	0	0	0	0	0	0	0	0	0	0	0
21.1 Private passenger auto physical damage.....	0	0	0	0	0	0	0	0	0	0	0	0
21.2 Commercial auto physical damage.....	0	0	0	0	0	0	0	0	0	0	0	0
22. Aircraft (all perils).....	0	0	0	0	0	0	0	0	0	0	0	0
23. Fidelity.....	0	0	0	0	0	0	0	0	0	0	0	0
24. Surety.....	0	0	0	0	0	0	0	0	0	0	0	0
26. Burglary and theft.....	0	0	0	0	0	0	0	0	0	0	0	0
27. Boiler and machinery.....	0	0	0	0	0	0	0	0	0	0	0	0
28. Credit.....	0	0	0	0	0	0	0	0	0	0	0	0
30. Warranty.....	0	0	0	0	0	0	0	0	0	0	0	0
34. Aggregate write-ins for other lines of business.....	0	128	0	200	0	2,298	2,298	0	0	0	0	0
35. TOTALS (a).....	31,057	36,486	0	12,097	0	2,455	4,015	0	601	661	5,248	1,511

DETAILS OF WRITE-INS

3401. Collateral protection.....	0	128	0	200	0	2,298	2,298	0	0	0	0	0
3402. Supplemental unemployment.....	0	0	0	0	0	0	0	0	0	0	0	0
3403.	0	0	0	0	0	0	0	0	0	0	0	0
3498. Summary of remaining write-ins for Line 34 from overflow page.....	0	0	0	0	0	0	0	0	0	0	0	0
3499. TOTALS (Lines 3401 thru 3403 plus 3498) (Line 34 above).....	0	128	0	200	0	2,298	2,298	0	0	0	0	0

(a) Finance and service charges not included in Lines 1 to 35 \$.....0.

(b) For health business on indicated lines report: Number of persons insured under PPO managed care products.....0 and number of persons insured under indemnity only products.....0.

EXHIBIT OF PREMIUMS AND LOSSES (Statutory Page 14 Data)



NAIC Group Code....84 NAIC Company Code...33723

BUSINESS IN THE STATE OF MISSISSIPPI DURING THE YEAR

19.MS

Line of Business	Gross Premiums, Including Policy and Membership Fees, Less Return Premiums and Premiums on Policies not Taken		3 Dividends Paid or Credited to Policyholders on Direct Business	4 Direct Unearned Premium Reserves	5 Direct Losses Paid (deducting salvage)	6 Direct Losses Incurred	7 Direct Losses Unpaid	8 Direct Defense and Cost Containment Expense Paid	9 Direct Defense and Cost Containment Expense Incurred	10 Direct Defense and Cost Containment Expense Unpaid	11 Commissions and Brokerage Expenses	12 Taxes, Licenses and Fees
	1 Direct Premiums Written	2 Direct Premiums Earned										
1. Fire.....	0	0	0	0	0	0	0	0	0	0	0	7
2.1 Allied lines.....	0	0	0	0	0	0	0	0	0	0	0	61
2.2 Multiple peril crop.....	0	0	0	0	0	0	0	0	0	0	0	0
2.3 Federal flood.....	0	0	0	0	0	0	0	0	0	0	0	0
3. Farmowners multiple peril.....	0	0	0	0	0	0	0	0	0	0	0	0
4. Homeowners multiple peril.....	0	0	0	0	0	0	0	0	0	0	0	0
5.1 Commercial multiple peril (non-liability portion).....	0	0	0	0	0	0	0	0	0	0	0	60
5.2 Commercial multiple peril (liability portion).....	0	0	0	0	0	0	0	0	0	0	0	47
6. Mortgage guaranty.....	0	0	0	0	0	0	0	0	0	0	0	0
8. Ocean marine.....	0	0	0	0	0	0	0	0	0	0	0	0
9. Inland marine.....	0	0	0	0	0	0	0	0	0	0	0	130
10. Financial guaranty.....	0	0	0	0	0	0	0	0	0	0	0	0
11. Medical professional liability.....	0	0	0	0	0	0	0	0	0	0	0	0
12. Earthquake.....	0	0	0	0	0	0	0	0	0	0	0	4
13. Group accident and health (b).....	0	0	0	0	0	0	0	0	0	0	0	0
14. Credit A&H (group and individual).....	0	0	0	0	0	0	0	0	0	0	0	0
15.1 Collectively renewable A&H (b).....	0	0	0	0	0	0	0	0	0	0	0	0
15.2 Non-cancelable A&H (b).....	0	0	0	0	0	0	0	0	0	0	0	0
15.3 Guaranteed renewable A&H (b).....	0	0	0	0	0	0	0	0	0	0	0	0
15.4 Non-renewable for stated reasons only (b).....	0	0	0	0	0	0	0	0	0	0	0	0
15.5 Other accident only.....	0	0	0	0	0	0	0	0	0	0	0	0
15.6 Medicare Title XVIII exempt from state taxes or fees.....	0	0	0	0	0	0	0	0	0	0	0	0
15.7 All other A&H (b).....	0	0	0	0	0	0	0	0	0	0	0	0
15.8 Federal employees health benefits program premium (b).....	0	0	0	0	0	0	0	0	0	0	0	0
16. Workers' compensation.....	0	0	0	0	0	0	0	0	0	0	0	303
17.1 Other liability-occurrence.....	0	0	0	0	0	0	0	0	0	0	0	86
17.2 Other liability-claims-made.....	0	0	0	0	0	0	0	0	0	0	0	19
17.3 Excess workers' compensation.....	0	0	0	0	0	0	0	0	0	0	0	0
18. Products liability.....	0	0	0	0	0	0	0	0	0	0	0	26
19.1 Private passenger auto no-fault (personal injury protection).....	0	0	0	0	0	0	0	0	0	0	0	0
19.2 Other private passenger auto liability.....	0	0	0	0	0	0	1	0	0	0	0	1
19.3 Commercial auto no-fault (personal injury protection).....	0	0	0	0	0	0	0	0	0	0	0	0
19.4 Other commercial auto liability.....	0	0	0	0	0	0	0	0	0	0	0	130
21.1 Private passenger auto physical damage.....	0	0	0	0	0	0	0	0	0	0	0	0
21.2 Commercial auto physical damage.....	0	0	0	0	0	0	0	0	0	0	0	161
22. Aircraft (all perils).....	0	0	0	0	0	0	0	0	0	0	0	0
23. Fidelity.....	0	0	0	0	0	0	0	0	0	0	0	33
24. Surety.....	0	0	0	0	0	0	0	0	0	0	0	3
26. Burglary and theft.....	0	0	0	0	0	0	0	0	0	0	0	31
27. Boiler and machinery.....	0	0	0	0	0	0	0	0	0	0	0	32
28. Credit.....	0	0	0	0	0	0	0	0	0	0	0	91
30. Warranty.....	0	0	0	0	0	0	0	0	0	0	0	109
34. Aggregate write-ins for other lines of business.....	0	0	0	0	0	0	0	0	0	0	0	189
35. TOTALS (a).....	0	0	0	0	0	0	1	0	0	0	0	1,525

DETAILS OF WRITE-INS

3401. Collateral protection.....	0	0	0	0	0	0	0	0	0	0	0	189
3402. Supplemental unemployment.....	0	0	0	0	0	0	0	0	0	0	0	0
3403.	0	0	0	0	0	0	0	0	0	0	0	0
3498. Summary of remaining write-ins for Line 34 from overflow page.....	0	0	0	0	0	0	0	0	0	0	0	0
3499. TOTALS (Lines 3401 thru 3403 plus 3498) (Line 34 above).....	0	0	0	0	0	0	0	0	0	0	0	189

(a) Finance and service charges not included in Lines 1 to 35 \$.....0.

(b) For health business on indicated lines report: Number of persons insured under PPO managed care products.....0 and number of persons insured under indemnity only products.....0.

EXHIBIT OF PREMIUMS AND LOSSES (Statutory Page 14 Data)



NAIC Group Code....84 NAIC Company Code....33723

BUSINESS IN THE STATE OF MONTANA DURING THE YEAR

19.MT

Line of Business	Gross Premiums, Including Policy and Membership Fees, Less Return Premiums and Premiums on Policies not Taken		3 Dividends Paid or Credited to Policyholders on Direct Business	4 Direct Unearned Premium Reserves	5 Direct Losses Paid (deducting salvage)	6 Direct Losses Incurred	7 Direct Losses Unpaid	8 Direct Defense and Cost Containment Expense Paid	9 Direct Defense and Cost Containment Expense Incurred	10 Direct Defense and Cost Containment Expense Unpaid	11 Commissions and Brokerage Expenses	12 Taxes, Licenses and Fees
	1 Direct Premiums Written	2 Direct Premiums Earned										
1. Fire.....	0	0	0	0	0	0	0	0	0	0	0	69
2.1 Allied lines.....	0	0	0	0	0	0	0	0	0	0	0	104
2.2 Multiple peril crop.....	0	0	0	0	0	0	0	0	0	0	0	0
2.3 Federal flood.....	0	0	0	0	0	0	0	0	0	0	0	0
3. Farmowners multiple peril.....	0	0	0	0	0	0	0	0	0	0	0	8
4. Homeowners multiple peril.....	0	0	0	0	0	0	0	0	0	0	0	2
5.1 Commercial multiple peril (non-liability portion).....	0	0	0	0	0	0	0	0	0	0	0	176
5.2 Commercial multiple peril (liability portion).....	0	0	0	0	0	0	0	0	0	0	0	119
6. Mortgage guaranty.....	0	0	0	0	0	0	0	0	0	0	0	0
8. Ocean marine.....	0	0	0	0	0	0	0	0	0	0	0	12
9. Inland marine.....	0	0	0	0	0	0	0	0	0	0	0	193
10. Financial guaranty.....	0	0	0	0	0	0	0	0	0	0	0	0
11. Medical professional liability.....	0	0	0	0	0	0	0	0	0	0	0	0
12. Earthquake.....	0	0	0	0	0	0	0	0	0	0	0	31
13. Group accident and health (b).....	0	0	0	0	0	0	0	0	0	0	0	0
14. Credit A&H (group and individual).....	0	0	0	0	0	0	0	0	0	0	0	0
15.1 Collectively renewable A&H (b).....	0	0	0	0	0	0	0	0	0	0	0	0
15.2 Non-cancelable A&H (b).....	0	0	0	0	0	0	0	0	0	0	0	0
15.3 Guaranteed renewable A&H (b).....	0	0	0	0	0	0	0	0	0	0	0	0
15.4 Non-renewable for stated reasons only (b).....	0	0	0	0	0	0	0	0	0	0	0	0
15.5 Other accident only.....	0	0	0	0	0	0	0	0	0	0	0	0
15.6 Medicare Title XVIII exempt from state taxes or fees.....	0	0	0	0	0	0	0	0	0	0	0	0
15.7 All other A&H (b).....	0	0	0	0	0	0	0	0	0	0	0	0
15.8 Federal employees health benefits program premium (b).....	0	0	0	0	0	0	0	0	0	0	0	0
16. Workers' compensation.....	0	0	0	0	0	0	0	0	0	0	0	92
17.1 Other liability-occurrence.....	0	0	0	0	0	0	0	0	0	0	0	163
17.2 Other liability-claims-made.....	0	0	0	0	0	0	0	0	0	0	0	50
17.3 Excess workers' compensation.....	0	0	0	0	0	0	0	0	0	0	0	2
18. Products liability.....	0	0	0	0	0	0	0	0	0	0	0	65
19.1 Private passenger auto no-fault (personal injury protection).....	0	0	0	0	0	0	0	0	0	0	0	0
19.2 Other private passenger auto liability.....	0	0	0	0	0	0	0	0	0	0	0	10
19.3 Commercial auto no-fault (personal injury protection).....	0	0	0	0	0	0	0	0	0	0	0	0
19.4 Other commercial auto liability.....	0	0	0	0	0	0	0	0	0	0	0	189
21.1 Private passenger auto physical damage.....	0	0	0	0	0	0	0	0	0	0	0	4
21.2 Commercial auto physical damage.....	0	0	0	0	0	0	0	0	0	0	0	280
22. Aircraft (all perils).....	0	0	0	0	0	0	0	0	0	0	0	0
23. Fidelity.....	0	0	0	0	0	0	0	0	0	0	0	142
24. Surety.....	0	0	0	0	0	0	0	0	0	0	0	67
26. Burglary and theft.....	0	0	0	0	0	0	0	0	0	0	0	98
27. Boiler and machinery.....	0	0	0	0	0	0	0	0	0	0	0	121
28. Credit.....	0	0	0	0	0	0	0	0	0	0	0	19
30. Warranty.....	0	0	0	0	0	0	0	0	0	0	0	13
34. Aggregate write-ins for other lines of business.....	0	0	0	0	0	0	0	0	0	0	0	25
35. TOTALS (a).....	0	0	0	0	0	0	0	0	0	0	0	2,056

DETAILS OF WRITE-INS

3401. Collateral protection.....	0	0	0	0	0	0	0	0	0	0	0	25
3402. Supplemental unemployment.....	0	0	0	0	0	0	0	0	0	0	0	0
3403.	0	0	0	0	0	0	0	0	0	0	0	0
3498. Summary of remaining write-ins for Line 34 from overflow page.....	0	0	0	0	0	0	0	0	0	0	0	0
3499. TOTALS (Lines 3401 thru 3403 plus 3498) (Line 34 above).....	0	0	0	0	0	0	0	0	0	0	0	25

(a) Finance and service charges not included in Lines 1 to 35 \$.....0.

(b) For health business on indicated lines report: Number of persons insured under PPO managed care products.....0 and number of persons insured under indemnity only products.....0.

EXHIBIT OF PREMIUMS AND LOSSES (Statutory Page 14 Data)



NAIC Group Code....84 NAIC Company Code....33723

BUSINESS IN THE STATE OF NORTH CAROLINA DURING THE YEAR

19.NC

Line of Business	Gross Premiums, Including Policy and Membership Fees, Less Return Premiums and Premiums on Policies not Taken		3 Dividends Paid or Credited to Policyholders on Direct Business	4 Direct Unearned Premium Reserves	5 Direct Losses Paid (deducting salvage)	6 Direct Losses Incurred	7 Direct Losses Unpaid	8 Direct Defense and Cost Containment Expense Paid	9 Direct Defense and Cost Containment Expense Incurred	10 Direct Defense and Cost Containment Expense Unpaid	11 Commissions and Brokerage Expenses	12 Taxes, Licenses and Fees
	1 Direct Premiums Written	2 Direct Premiums Earned										
1. Fire.....	0	0	0	0	0	0	0	0	0	0	0	0
2.1 Allied lines.....	0	0	0	0	0	0	0	0	0	0	0	38
2.2 Multiple peril crop.....	0	0	0	0	0	0	0	0	0	0	0	0
2.3 Federal flood.....	0	0	0	0	0	0	0	0	0	0	0	0
3. Farmowners multiple peril.....	0	0	0	0	0	0	0	0	0	0	0	0
4. Homeowners multiple peril.....	0	0	0	0	10,500	10,500	0	0	0	0	0	0
5.1 Commercial multiple peril (non-liability portion).....	0	0	0	0	0	0	0	0	0	0	0	25
5.2 Commercial multiple peril (liability portion).....	29,990	17,840	0	12,485	0	5,487	5,644	0	2,544	2,697	5,403	728
6. Mortgage guaranty.....	0	0	0	0	0	0	0	0	0	0	0	0
8. Ocean marine.....	0	0	0	0	0	0	0	0	0	0	0	0
9. Inland marine.....	2,496	4,471	0	744	0	0	91	0	0	0	437	456
10. Financial guaranty.....	0	0	0	0	0	0	0	0	0	0	0	0
11. Medical professional liability.....	0	0	0	0	0	0	0	0	0	0	0	0
12. Earthquake.....	0	0	0	0	0	0	0	0	0	0	0	0
13. Group accident and health (b).....	0	0	0	0	0	0	0	0	0	0	0	0
14. Credit A&H (group and individual).....	0	0	0	0	0	0	0	0	0	0	0	0
15.1 Collectively renewable A&H (b).....	0	0	0	0	0	0	0	0	0	0	0	0
15.2 Non-cancelable A&H (b).....	0	0	0	0	0	0	0	0	0	0	0	0
15.3 Guaranteed renewable A&H (b).....	0	0	0	0	0	0	0	0	0	0	0	0
15.4 Non-renewable for stated reasons only (b).....	0	0	0	0	0	0	0	0	0	0	0	0
15.5 Other accident only.....	0	0	0	0	0	0	0	0	0	0	0	0
15.6 Medicare Title XVIII exempt from state taxes or fees.....	0	0	0	0	0	0	0	0	0	0	0	0
15.7 All other A&H (b).....	0	0	0	0	0	0	0	0	0	0	0	0
15.8 Federal employees health benefits program premium (b).....	0	0	0	0	0	0	0	0	0	0	0	0
16. Workers' compensation.....	0	0	0	0	0	0	0	0	0	0	0	24
17.1 Other liability-occurrence.....	0	0	0	0	0	0	287	0	0	0	0	45
17.2 Other liability-claims-made.....	7,185	6,493	0	3,759	0	(18)	955	0	1,579	1,774	1,703	440
17.3 Excess workers' compensation.....	0	0	0	0	0	0	0	0	0	0	0	0
18. Products liability.....	0	0	0	0	0	0	0	0	0	0	0	11
19.1 Private passenger auto no-fault (personal injury protection).....	0	0	0	0	0	0	0	0	0	0	0	0
19.2 Other private passenger auto liability.....	0	0	0	0	(967)	(960)	422	0	0	62	0	0
19.3 Commercial auto no-fault (personal injury protection).....	0	0	0	0	0	0	0	0	0	0	0	0
19.4 Other commercial auto liability.....	0	0	0	0	0	0	0	0	0	0	0	53
21.1 Private passenger auto physical damage.....	0	0	0	0	0	0	0	0	0	0	0	0
21.2 Commercial auto physical damage.....	0	0	0	0	0	0	0	0	0	0	0	70
22. Aircraft (all perils).....	0	0	0	0	0	0	0	0	0	0	0	0
23. Fidelity.....	0	0	0	0	0	0	0	0	0	0	0	11
24. Surety.....	0	0	0	0	0	0	0	0	0	0	0	0
26. Burglary and theft.....	0	0	0	0	0	0	0	0	0	0	0	11
27. Boiler and machinery.....	0	0	0	0	0	0	0	0	0	0	0	12
28. Credit.....	0	0	0	0	0	0	0	0	0	0	0	51
30. Warranty.....	0	0	0	0	0	0	0	0	0	0	0	67
34. Aggregate write-ins for other lines of business.....	0	276	0	307	0	7,688	7,688	0	0	0	0	103
35. TOTALS (a).....	39,671	29,080	0	17,295	9,533	22,698	15,088	0	4,123	4,534	7,543	2,146

DETAILS OF WRITE-INS

3401. Collateral protection.....	0	276	0	307	0	7,688	7,688	0	0	0	0	103
3402. Supplemental unemployment.....	0	0	0	0	0	0	0	0	0	0	0	0
3403.....	0	0	0	0	0	0	0	0	0	0	0	0
3498. Summary of remaining write-ins for Line 34 from overflow page.....	0	0	0	0	0	0	0	0	0	0	0	0
3499. TOTALS (Lines 3401 thru 3403 plus 3498) (Line 34 above).....	0	276	0	307	0	7,688	7,688	0	0	0	0	103

(a) Finance and service charges not included in Lines 1 to 35 \$.....0.

(b) For health business on indicated lines report: Number of persons insured under PPO managed care products.....0 and number of persons insured under indemnity only products.....0.

EXHIBIT OF PREMIUMS AND LOSSES (Statutory Page 14 Data)



NAIC Group Code....84 NAIC Company Code....33723

BUSINESS IN THE STATE OF NORTH DAKOTA DURING THE YEAR

19.ND

Line of Business	Gross Premiums, Including Policy and Membership Fees, Less Return Premiums and Premiums on Policies not Taken		3 Dividends Paid or Credited to Policyholders on Direct Business	4 Direct Unearned Premium Reserves	5 Direct Losses Paid (deducting salvage)	6 Direct Losses Incurred	7 Direct Losses Unpaid	8 Direct Defense and Cost Containment Expense Paid	9 Direct Defense and Cost Containment Expense Incurred	10 Direct Defense and Cost Containment Expense Unpaid	11 Commissions and Brokerage Expenses	12 Taxes, Licenses and Fees
	1 Direct Premiums Written	2 Direct Premiums Earned										
1. Fire.....	0	0	0	0	0	0	0	0	0	0	0	10
2.1 Allied lines.....	0	0	0	0	0	0	0	0	0	0	0	29
2.2 Multiple peril crop.....	0	0	0	0	0	0	0	0	0	0	0	0
2.3 Federal flood.....	0	0	0	0	0	0	0	0	0	0	0	0
3. Farmowners multiple peril.....	0	0	0	0	0	0	0	0	0	0	0	1
4. Homeowners multiple peril.....	0	0	0	0	0	0	0	0	0	0	0	0
5.1 Commercial multiple peril (non-liability portion).....	0	0	0	0	0	0	0	0	0	0	0	38
5.2 Commercial multiple peril (liability portion).....	0	0	0	0	0	0	0	0	0	0	0	33
6. Mortgage guaranty.....	0	0	0	0	0	0	0	0	0	0	0	0
8. Ocean marine.....	0	0	0	0	0	0	0	0	0	0	0	1
9. Inland marine.....	0	0	0	0	0	0	0	0	0	0	0	57
10. Financial guaranty.....	0	0	0	0	0	0	0	0	0	0	0	0
11. Medical professional liability.....	0	0	0	0	0	0	0	0	0	0	0	0
12. Earthquake.....	0	0	0	0	0	0	0	0	0	0	0	6
13. Group accident and health (b).....	0	0	0	0	0	0	0	0	0	0	0	0
14. Credit A&H (group and individual).....	0	0	0	0	0	0	0	0	0	0	0	0
15.1 Collectively renewable A&H (b).....	0	0	0	0	0	0	0	0	0	0	0	0
15.2 Non-cancelable A&H (b).....	0	0	0	0	0	0	0	0	0	0	0	0
15.3 Guaranteed renewable A&H (b).....	0	0	0	0	0	0	0	0	0	0	0	0
15.4 Non-renewable for stated reasons only (b).....	0	0	0	0	0	0	0	0	0	0	0	0
15.5 Other accident only.....	0	0	0	0	0	0	0	0	0	0	0	0
15.6 Medicare Title XVIII exempt from state taxes or fees.....	0	0	0	0	0	0	0	0	0	0	0	0
15.7 All other A&H (b).....	0	0	0	0	0	0	0	0	0	0	0	0
15.8 Federal employees health benefits program premium (b).....	0	0	0	0	0	0	0	0	0	0	0	0
16. Workers' compensation.....	0	0	0	0	0	0	0	0	0	0	0	26
17.1 Other liability-occurrence.....	0	0	0	0	0	0	0	0	0	0	0	46
17.2 Other liability-claims-made.....	0	0	0	0	0	0	0	0	0	0	0	16
17.3 Excess workers' compensation.....	0	0	0	0	0	0	0	0	0	0	0	0
18. Products liability.....	0	0	0	0	0	0	0	0	0	0	0	16
19.1 Private passenger auto no-fault (personal injury protection).....	0	0	0	0	0	0	0	0	0	0	0	1
19.2 Other private passenger auto liability.....	0	0	0	0	0	0	0	0	0	0	0	1
19.3 Commercial auto no-fault (personal injury protection).....	0	0	0	0	0	0	0	0	0	0	0	26
19.4 Other commercial auto liability.....	0	0	0	0	0	0	0	0	0	0	0	55
21.1 Private passenger auto physical damage.....	0	0	0	0	0	0	0	0	0	0	0	1
21.2 Commercial auto physical damage.....	0	0	0	0	0	0	0	0	0	0	0	81
22. Aircraft (all perils).....	0	0	0	0	0	0	0	0	0	0	0	0
23. Fidelity.....	0	0	0	0	0	0	0	0	0	0	0	25
24. Surety.....	0	0	0	0	0	0	0	0	0	0	0	8
26. Burglary and theft.....	0	0	0	0	0	0	0	0	0	0	0	20
27. Boiler and machinery.....	0	0	0	0	0	0	0	0	0	0	0	22
28. Credit.....	0	0	0	0	0	0	0	0	0	0	0	27
30. Warranty.....	0	0	0	0	0	0	0	0	0	0	0	11
34. Aggregate write-ins for other lines of business.....	0	0	0	0	0	0	0	0	0	0	0	28
35. TOTALS (a).....	0	0	0	0	0	0	0	0	0	0	0	585

DETAILS OF WRITE-INS

3401. Collateral protection.....	0	0	0	0	0	0	0	0	0	0	0	28
3402. Supplemental unemployment.....	0	0	0	0	0	0	0	0	0	0	0	0
3403.	0	0	0	0	0	0	0	0	0	0	0	0
3498. Summary of remaining write-ins for Line 34 from overflow page.....	0	0	0	0	0	0	0	0	0	0	0	0
3499. TOTALS (Lines 3401 thru 3403 plus 3498) (Line 34 above).....	0	0	0	0	0	0	0	0	0	0	0	28

(a) Finance and service charges not included in Lines 1 to 35 \$.....0.

(b) For health business on indicated lines report: Number of persons insured under PPO managed care products.....0 and number of persons insured under indemnity only products.....0.

EXHIBIT OF PREMIUMS AND LOSSES (Statutory Page 14 Data)



NAIC Group Code....84 NAIC Company Code....33723

BUSINESS IN THE STATE OF NEBRASKA DURING THE YEAR

19.NE

Line of Business	Gross Premiums, Including Policy and Membership Fees, Less Return Premiums and Premiums on Policies not Taken		3 Dividends Paid or Credited to Policyholders on Direct Business	4 Direct Unearned Premium Reserves	5 Direct Losses Paid (deducting salvage)	6 Direct Losses Incurred	7 Direct Losses Unpaid	8 Direct Defense and Cost Containment Expense Paid	9 Direct Defense and Cost Containment Expense Incurred	10 Direct Defense and Cost Containment Expense Unpaid	11 Commissions and Brokerage Expenses	12 Taxes, Licenses and Fees
	1 Direct Premiums Written	2 Direct Premiums Earned										
1. Fire.....	0	0	0	0	0	0	0	0	0	0	0	3
2.1 Allied lines.....	0	0	0	0	0	0	0	0	0	0	0	34
2.2 Multiple peril crop.....	0	0	0	0	0	0	0	0	0	0	0	0
2.3 Federal flood.....	0	0	0	0	0	0	0	0	0	0	0	0
3. Farmowners multiple peril.....	0	0	0	0	0	0	0	0	0	0	0	0
4. Homeowners multiple peril.....	0	0	0	0	0	0	0	0	0	0	0	0
5.1 Commercial multiple peril (non-liability portion).....	0	0	0	0	0	0	0	0	0	0	0	31
5.2 Commercial multiple peril (liability portion).....	0	0	0	0	0	0	0	0	0	0	0	38
6. Mortgage guaranty.....	0	0	0	0	0	0	0	0	0	0	0	0
8. Ocean marine.....	0	0	0	0	0	0	0	0	0	0	0	0
9. Inland marine.....	18,149	18,149	0	0	0	0	0	0	0	0	1,564	415
10. Financial guaranty.....	0	0	0	0	0	0	0	0	0	0	0	0
11. Medical professional liability.....	0	0	0	0	0	0	0	0	0	0	0	0
12. Earthquake.....	0	0	0	0	0	0	0	0	0	0	0	1
13. Group accident and health (b).....	0	0	0	0	0	0	0	0	0	0	0	0
14. Credit A&H (group and individual).....	0	0	0	0	0	0	0	0	0	0	0	0
15.1 Collectively renewable A&H (b).....	0	0	0	0	0	0	0	0	0	0	0	0
15.2 Non-cancelable A&H (b).....	0	0	0	0	0	0	0	0	0	0	0	0
15.3 Guaranteed renewable A&H (b).....	0	0	0	0	0	0	0	0	0	0	0	0
15.4 Non-renewable for stated reasons only (b).....	0	0	0	0	0	0	0	0	0	0	0	0
15.5 Other accident only.....	0	0	0	0	0	0	0	0	0	0	0	0
15.6 Medicare Title XVIII exempt from state taxes or fees.....	0	0	0	0	0	0	0	0	0	0	0	0
15.7 All other A&H (b).....	0	0	0	0	0	0	0	0	0	0	0	0
15.8 Federal employees health benefits program premium (b).....	0	0	0	0	0	0	0	0	0	0	0	0
16. Workers' compensation.....	0	0	0	0	0	0	0	0	0	0	0	29
17.1 Other liability-occurrence.....	0	0	0	0	0	0	0	0	0	0	0	48
17.2 Other liability-claims-made.....	0	0	0	0	0	(171)	35	0	(38)	7	0	25
17.3 Excess workers' compensation.....	0	0	0	0	0	0	0	0	0	0	0	0
18. Products liability.....	0	0	0	0	0	0	0	0	0	0	0	14
19.1 Private passenger auto no-fault (personal injury protection).....	0	0	0	0	0	0	0	0	0	0	0	0
19.2 Other private passenger auto liability.....	0	0	0	0	0	0	0	0	0	0	0	0
19.3 Commercial auto no-fault (personal injury protection).....	0	0	0	0	0	0	0	0	0	0	0	0
19.4 Other commercial auto liability.....	0	0	0	0	0	0	0	0	0	0	0	59
21.1 Private passenger auto physical damage.....	0	0	0	0	0	0	0	0	0	0	0	0
21.2 Commercial auto physical damage.....	0	0	0	0	0	0	0	0	0	0	0	84
22. Aircraft (all perils).....	0	0	0	0	0	0	0	0	0	0	0	0
23. Fidelity.....	0	0	0	0	0	0	0	0	0	0	0	16
24. Surety.....	0	0	0	0	0	0	0	0	0	0	0	0
26. Burglary and theft.....	0	0	0	0	0	0	0	0	0	0	0	16
27. Boiler and machinery.....	0	0	0	0	0	0	0	0	0	0	0	16
28. Credit.....	0	92,522	0	121,975	3,252	157,730	154,478	0	0	0	0	590
30. Warranty.....	0	0	0	0	0	0	0	0	0	0	0	59
34. Aggregate write-ins for other lines of business.....	0	0	0	0	0	0	0	0	0	0	0	108
35. TOTALS (a).....	18,149	110,671	0	121,975	3,252	157,559	154,513	0	(38)	7	1,564	1,587

DETAILS OF WRITE-INS

3401. Collateral protection.....	0	0	0	0	0	0	0	0	0	0	0	108
3402. Supplemental unemployment.....	0	0	0	0	0	0	0	0	0	0	0	0
3403.	0	0	0	0	0	0	0	0	0	0	0	0
3498. Summary of remaining write-ins for Line 34 from overflow page.....	0	0	0	0	0	0	0	0	0	0	0	0
3499. TOTALS (Lines 3401 thru 3403 plus 3498) (Line 34 above).....	0	0	0	0	0	0	0	0	0	0	0	108

(a) Finance and service charges not included in Lines 1 to 35 \$.....0.

(b) For health business on indicated lines report: Number of persons insured under PPO managed care products.....0 and number of persons insured under indemnity only products.....0.

EXHIBIT OF PREMIUMS AND LOSSES (Statutory Page 14 Data)



NAIC Group Code....84 NAIC Company Code....33723

BUSINESS IN THE STATE OF NEW JERSEY DURING THE YEAR

19.NJ

Line of Business	Gross Premiums, Including Policy and Membership Fees, Less Return Premiums and Premiums on Policies not Taken		3 Dividends Paid or Credited to Policyholders on Direct Business	4 Direct Unearned Premium Reserves	5 Direct Losses Paid (deducting salvage)	6 Direct Losses Incurred	7 Direct Losses Unpaid	8 Direct Defense and Cost Containment Expense Paid	9 Direct Defense and Cost Containment Expense Incurred	10 Direct Defense and Cost Containment Expense Unpaid	11 Commissions and Brokerage Expenses	12 Taxes, Licenses and Fees
	1 Direct Premiums Written	2 Direct Premiums Earned										
1. Fire.....	0	0	0	0	0	0	0	0	0	0	0	0
2.1 Allied lines.....	0	0	0	0	0	0	0	0	0	0	0	75
2.2 Multiple peril crop.....	0	0	0	0	0	0	0	0	0	0	0	0
2.3 Federal flood.....	0	0	0	0	0	0	0	0	0	0	0	0
3. Farmowners multiple peril.....	0	0	0	0	0	0	0	0	0	0	0	0
4. Homeowners multiple peril.....	0	0	0	0	0	0	0	0	0	0	0	0
5.1 Commercial multiple peril (non-liability portion).....	0	0	0	0	0	0	0	0	0	0	0	54
5.2 Commercial multiple peril (liability portion).....	33,469	27,513	0	17,796	0	11,456	14,893	0	3,245	6,806	7,537	1,430
6. Mortgage guaranty.....	0	0	0	0	0	0	0	0	0	0	0	0
8. Ocean marine.....	0	0	0	0	0	0	0	0	0	0	0	0
9. Inland marine.....	2,448	2,132	0	1,066	0	0	0	0	0	0	428	362
10. Financial guaranty.....	0	0	0	0	0	0	0	0	0	0	0	0
11. Medical professional liability.....	0	0	0	0	0	0	0	0	0	0	0	0
12. Earthquake.....	0	0	0	0	0	0	0	0	0	0	0	0
13. Group accident and health (b).....	0	0	0	0	0	0	0	0	0	0	0	0
14. Credit A&H (group and individual).....	0	0	0	0	0	0	0	0	0	0	0	0
15.1 Collectively renewable A&H (b).....	0	0	0	0	0	0	0	0	0	0	0	0
15.2 Non-cancelable A&H (b).....	0	0	0	0	0	0	0	0	0	0	0	0
15.3 Guaranteed renewable A&H (b).....	0	0	0	0	0	0	0	0	0	0	0	0
15.4 Non-renewable for stated reasons only (b).....	0	0	0	0	0	0	0	0	0	0	0	0
15.5 Other accident only.....	0	0	0	0	0	0	0	0	0	0	0	0
15.6 Medicare Title XVIII exempt from state taxes or fees.....	0	0	0	0	0	0	0	0	0	0	0	0
15.7 All other A&H (b).....	0	0	0	0	0	0	0	0	0	0	0	0
15.8 Federal employees health benefits program premium (b).....	0	0	0	0	0	0	0	0	0	0	0	0
16. Workers' compensation.....	0	0	0	0	0	0	0	0	0	0	0	0
17.1 Other liability-occurrence.....	0	0	0	0	0	0	0	0	0	0	0	90
17.2 Other liability-claims-made.....	21,459	21,450	0	13,929	0	2,591	11,160	0	5,401	6,924	5,231	1,013
17.3 Excess workers' compensation.....	25,867	25,867	0	0	171,229	1,858,855	4,158,911	10,322	172,190	380,678	6,151	2,552
18. Products liability.....	0	0	0	0	0	0	0	0	0	0	0	22
19.1 Private passenger auto no-fault (personal injury protection).....	0	0	0	0	12,587	2,370	29,555	1,713	1,713	1,139	0	0
19.2 Other private passenger auto liability.....	0	0	0	0	(1,204)	(1,025)	9,266	70	70	2,173	0	0
19.3 Commercial auto no-fault (personal injury protection).....	0	0	0	0	0	0	0	0	0	0	0	49
19.4 Other commercial auto liability.....	0	0	0	0	0	0	0	0	0	0	0	108
21.1 Private passenger auto physical damage.....	0	0	0	0	(750)	(750)	0	0	0	0	0	0
21.2 Commercial auto physical damage.....	4,468	4,468	0	0	0	0	0	0	0	0	782	331
22. Aircraft (all perils).....	0	0	0	0	0	0	0	0	0	0	0	0
23. Fidelity.....	0	0	0	0	0	0	0	0	0	0	0	22
24. Surety.....	0	0	0	0	0	0	0	0	0	0	0	1
26. Burglary and theft.....	0	0	0	0	0	0	0	0	0	0	0	22
27. Boiler and machinery.....	0	0	0	0	0	0	0	0	0	0	0	27
28. Credit.....	0	0	0	0	0	0	0	0	0	0	0	0
30. Warranty.....	0	0	0	0	0	0	0	0	0	0	0	96
34. Aggregate write-ins for other lines of business.....	0	0	0	0	0	0	0	0	0	0	0	167
35. TOTALS (a).....	87,711	81,430	0	32,791	181,862	1,873,497	4,223,785	12,105	182,619	397,721	20,129	6,420

DETAILS OF WRITE-INS

3401. Collateral protection.....	0	0	0	0	0	0	0	0	0	0	0	167
3402. Supplemental unemployment.....	0	0	0	0	0	0	0	0	0	0	0	0
3403.	0	0	0	0	0	0	0	0	0	0	0	0
3498. Summary of remaining write-ins for Line 34 from overflow page.....	0	0	0	0	0	0	0	0	0	0	0	0
3499. TOTALS (Lines 3401 thru 3403 plus 3498) (Line 34 above).....	0	0	0	0	0	0	0	0	0	0	0	167

(a) Finance and service charges not included in Lines 1 to 35 \$.....0.

(b) For health business on indicated lines report: Number of persons insured under PPO managed care products.....0 and number of persons insured under indemnity only products.....0.

EXHIBIT OF PREMIUMS AND LOSSES (Statutory Page 14 Data)



NAIC Group Code....84 NAIC Company Code....33723

BUSINESS IN THE STATE OF NEW MEXICO DURING THE YEAR

19.NM

Line of Business	Gross Premiums, Including Policy and Membership Fees, Less Return Premiums and Premiums on Policies not Taken		3 Dividends Paid or Credited to Policyholders on Direct Business	4 Direct Unearned Premium Reserves	5 Direct Losses Paid (deducting salvage)	6 Direct Losses Incurred	7 Direct Losses Unpaid	8 Direct Defense and Cost Containment Expense Paid	9 Direct Defense and Cost Containment Expense Incurred	10 Direct Defense and Cost Containment Expense Unpaid	11 Commissions and Brokerage Expenses	12 Taxes, Licenses and Fees
	1 Direct Premiums Written	2 Direct Premiums Earned										
1. Fire.....	0	0	0	0	0	0	0	0	0	0	0	6
2.1 Allied lines.....	0	0	0	0	0	0	0	0	0	0	0	58
2.2 Multiple peril crop.....	0	0	0	0	0	0	0	0	0	0	0	0
2.3 Federal flood.....	0	0	0	0	0	0	0	0	0	0	0	0
3. Farmowners multiple peril.....	0	0	0	0	0	0	0	0	0	0	0	0
4. Homeowners multiple peril.....	0	0	0	0	0	0	0	0	0	0	0	0
5.1 Commercial multiple peril (non-liability portion).....	0	0	0	0	0	0	0	0	0	0	0	46
5.2 Commercial multiple peril (liability portion).....	3,740	3,704	0	2,961	0	215	215	0	215	215	561	431
6. Mortgage guaranty.....	0	0	0	0	0	0	0	0	0	0	0	0
8. Ocean marine.....	0	0	0	0	0	0	0	0	0	0	0	0
9. Inland marine.....	573	573	0	0	0	0	0	0	0	0	100	117
10. Financial guaranty.....	0	0	0	0	0	0	0	0	0	0	0	0
11. Medical professional liability.....	0	0	0	0	0	0	0	0	0	0	0	0
12. Earthquake.....	0	0	0	0	0	0	0	0	0	0	0	2
13. Group accident and health (b).....	0	0	0	0	0	0	0	0	0	0	0	0
14. Credit A&H (group and individual).....	0	0	0	0	0	0	0	0	0	0	0	0
15.1 Collectively renewable A&H (b).....	0	0	0	0	0	0	0	0	0	0	0	0
15.2 Non-cancelable A&H (b).....	0	0	0	0	0	0	0	0	0	0	0	0
15.3 Guaranteed renewable A&H (b).....	0	0	0	0	0	0	0	0	0	0	0	0
15.4 Non-renewable for stated reasons only (b).....	0	0	0	0	0	0	0	0	0	0	0	0
15.5 Other accident only.....	0	0	0	0	0	0	0	0	0	0	0	0
15.6 Medicare Title XVIII exempt from state taxes or fees.....	0	0	0	0	0	0	0	0	0	0	0	0
15.7 All other A&H (b).....	0	0	0	0	0	0	0	0	0	0	0	0
15.8 Federal employees health benefits program premium (b).....	0	0	0	0	0	0	0	0	0	0	0	0
16. Workers' compensation.....	0	0	0	0	0	0	0	0	0	0	0	40
17.1 Other liability-occurrence.....	0	0	0	0	0	0	0	0	0	0	0	87
17.2 Other liability-claims-made.....	0	0	0	0	0	0	0	0	0	0	0	7
17.3 Excess workers' compensation.....	0	0	0	0	0	0	0	0	0	0	0	0
18. Products liability.....	0	0	0	0	0	0	0	0	0	0	0	20
19.1 Private passenger auto no-fault (personal injury protection).....	0	0	0	0	0	0	0	0	0	0	0	0
19.2 Other private passenger auto liability.....	0	0	0	0	0	0	0	0	0	0	0	0
19.3 Commercial auto no-fault (personal injury protection).....	0	0	0	0	0	0	0	0	0	0	0	0
19.4 Other commercial auto liability.....	0	0	0	0	0	0	0	0	0	0	0	92
21.1 Private passenger auto physical damage.....	0	0	0	0	0	0	0	0	0	0	0	0
21.2 Commercial auto physical damage.....	0	0	0	0	0	0	0	0	0	0	0	145
22. Aircraft (all perils).....	0	0	0	0	0	0	0	0	0	0	0	0
23. Fidelity.....	0	0	0	0	0	0	0	0	0	0	0	23
24. Surety.....	0	0	0	0	0	0	0	0	0	0	0	0
26. Burglary and theft.....	0	0	0	0	0	0	0	0	0	0	0	22
27. Boiler and machinery.....	0	0	0	0	0	0	0	0	0	0	0	24
28. Credit.....	0	0	0	0	0	0	0	0	0	0	0	77
30. Warranty.....	0	0	0	0	0	0	0	0	0	0	0	61
34. Aggregate write-ins for other lines of business.....	0	1,442	0	1,592	0	2,040	2,040	0	0	0	0	143
35. TOTALS (a).....	4,313	5,719	0	4,553	0	2,256	2,256	0	215	215	661	1,400

DETAILS OF WRITE-INS

3401. Collateral protection.....	0	1,442	0	1,592	0	2,040	2,040	0	0	0	0	143
3402. Supplemental unemployment.....	0	0	0	0	0	0	0	0	0	0	0	0
3403.	0	0	0	0	0	0	0	0	0	0	0	0
3498. Summary of remaining write-ins for Line 34 from overflow page.....	0	0	0	0	0	0	0	0	0	0	0	0
3499. TOTALS (Lines 3401 thru 3403 plus 3498) (Line 34 above).....	0	1,442	0	1,592	0	2,040	2,040	0	0	0	0	143

(a) Finance and service charges not included in Lines 1 to 35 \$.....0.

(b) For health business on indicated lines report: Number of persons insured under PPO managed care products.....0 and number of persons insured under indemnity only products.....0.

EXHIBIT OF PREMIUMS AND LOSSES (Statutory Page 14 Data)



NAIC Group Code....84 NAIC Company Code....33723

BUSINESS IN THE STATE OF NEVADA DURING THE YEAR

Line of Business	Gross Premiums, Including Policy and Membership Fees, Less Return Premiums and Premiums on Policies not Taken		3 Dividends Paid or Credited to Policyholders on Direct Business	4 Direct Unearned Premium Reserves	5 Direct Losses Paid (deducting salvage)	6 Direct Losses Incurred	7 Direct Losses Unpaid	8 Direct Defense and Cost Containment Expense Paid	9 Direct Defense and Cost Containment Expense Incurred	10 Direct Defense and Cost Containment Expense Unpaid	11 Commissions and Brokerage Expenses	12 Taxes, Licenses and Fees
	1 Direct Premiums Written	2 Direct Premiums Earned										
1. Fire.....	0	0	0	0	0	0	0	0	0	0	0	1
2.1 Allied lines.....	0	0	0	0	0	0	0	0	0	0	0	40
2.2 Multiple peril crop.....	0	0	0	0	0	0	0	0	0	0	0	0
2.3 Federal flood.....	0	0	0	0	0	0	0	0	0	0	0	0
3. Farmowners multiple peril.....	0	0	0	0	0	0	0	0	0	0	0	0
4. Homeowners multiple peril.....	0	0	0	0	0	0	0	0	0	0	0	0
5.1 Commercial multiple peril (non-liability portion).....	0	0	0	0	0	0	0	0	0	0	0	38
5.2 Commercial multiple peril (liability portion).....	2,211	2,186	0	511	0	915	1,148	0	288	518	532	532
6. Mortgage guaranty.....	0	0	0	0	0	0	0	0	0	0	0	0
8. Ocean marine.....	0	0	0	0	0	0	0	0	0	0	0	0
9. Inland marine.....	0	0	0	0	0	0	0	0	0	0	0	72
10. Financial guaranty.....	0	0	0	0	0	0	0	0	0	0	0	0
11. Medical professional liability.....	0	0	0	0	0	0	0	0	0	0	0	0
12. Earthquake.....	0	0	0	0	0	0	0	0	0	0	0	0
13. Group accident and health (b).....	0	0	0	0	0	0	0	0	0	0	0	0
14. Credit A&H (group and individual).....	0	0	0	0	0	0	0	0	0	0	0	0
15.1 Collectively renewable A&H (b).....	0	0	0	0	0	0	0	0	0	0	0	0
15.2 Non-cancelable A&H (b).....	0	0	0	0	0	0	0	0	0	0	0	0
15.3 Guaranteed renewable A&H (b).....	0	0	0	0	0	0	0	0	0	0	0	0
15.4 Non-renewable for stated reasons only (b).....	0	0	0	0	0	0	0	0	0	0	0	0
15.5 Other accident only.....	0	0	0	0	0	0	0	0	0	0	0	0
15.6 Medicare Title XVIII exempt from state taxes or fees.....	0	0	0	0	0	0	0	0	0	0	0	0
15.7 All other A&H (b).....	0	0	0	0	0	0	0	0	0	0	0	0
15.8 Federal employees health benefits program premium (b).....	0	0	0	0	0	0	0	0	0	0	0	0
16. Workers' compensation.....	0	0	0	0	0	0	0	0	0	0	0	32
17.1 Other liability-occurrence.....	0	0	0	0	0	0	0	0	0	0	0	62
17.2 Other liability-claims-made.....	2,800	2,786	0	1,201	0	(381)	445	0	689	831	674	592
17.3 Excess workers' compensation.....	0	0	0	0	0	0	0	0	0	0	0	0
18. Products liability.....	0	0	0	0	0	0	0	0	0	0	0	13
19.1 Private passenger auto no-fault (personal injury protection).....	0	0	0	0	0	0	0	0	0	0	0	0
19.2 Other private passenger auto liability.....	0	0	0	0	0	34	91	0	0	14	0	0
19.3 Commercial auto no-fault (personal injury protection).....	0	0	0	0	0	0	0	0	0	0	0	0
19.4 Other commercial auto liability.....	0	0	0	0	0	0	0	0	0	0	0	75
21.1 Private passenger auto physical damage.....	0	0	0	0	0	0	0	0	0	0	0	0
21.2 Commercial auto physical damage.....	0	0	0	0	0	0	0	0	0	0	0	102
22. Aircraft (all perils).....	0	0	0	0	0	0	0	0	0	0	0	0
23. Fidelity.....	0	0	0	0	0	0	0	0	0	0	0	16
24. Surety.....	0	0	0	0	0	0	0	0	0	0	0	1
26. Burglary and theft.....	0	0	0	0	0	0	0	0	0	0	0	16
27. Boiler and machinery.....	0	0	0	0	0	0	0	0	0	0	0	20
28. Credit.....	0	0	0	0	0	0	0	0	0	0	0	62
30. Warranty.....	0	0	0	0	0	0	0	0	0	0	0	55
34. Aggregate write-ins for other lines of business.....	0	0	0	0	0	0	0	0	0	0	0	107
35. TOTALS (a).....	5,011	4,972	0	1,712	0	568	1,684	0	977	1,363	1,206	1,837

DETAILS OF WRITE-INS

3401. Collateral protection.....	0	0	0	0	0	0	0	0	0	0	0	107
3402. Supplemental unemployment.....	0	0	0	0	0	0	0	0	0	0	0	0
3403.	0	0	0	0	0	0	0	0	0	0	0	0
3498. Summary of remaining write-ins for Line 34 from overflow page.....	0	0	0	0	0	0	0	0	0	0	0	0
3499. TOTALS (Lines 3401 thru 3403 plus 3498) (Line 34 above).....	0	0	0	0	0	0	0	0	0	0	0	107

(a) Finance and service charges not included in Lines 1 to 35 \$.....0.

(b) For health business on indicated lines report: Number of persons insured under PPO managed care products.....0 and number of persons insured under indemnity only products.....0.

19.NV

EXHIBIT OF PREMIUMS AND LOSSES (Statutory Page 14 Data)



NAIC Group Code....84 NAIC Company Code....33723

BUSINESS IN THE STATE OF NEW YORK DURING THE YEAR

19.NY

Line of Business	Gross Premiums, Including Policy and Membership Fees, Less Return Premiums and Premiums on Policies not Taken		3 Dividends Paid or Credited to Policyholders on Direct Business	4 Direct Unearned Premium Reserves	5 Direct Losses Paid (deducting salvage)	6 Direct Losses Incurred	7 Direct Losses Unpaid	8 Direct Defense and Cost Containment Expense Paid	9 Direct Defense and Cost Containment Expense Incurred	10 Direct Defense and Cost Containment Expense Unpaid	11 Commissions and Brokerage Expenses	12 Taxes, Licenses and Fees
	1 Direct Premiums Written	2 Direct Premiums Earned										
1. Fire.....	0	0	0	0	(3)	(8)	407	0	(1)	0	0	0
2.1 Allied lines.....	0	0	0	0	(6)	(7)	239	0	.1	.1	0	0
2.2 Multiple peril crop.....	0	0	0	0	0	0	0	0	0	0	0	0
2.3 Federal flood.....	0	0	0	0	0	0	0	0	0	0	0	0
3. Farmowners multiple peril.....	0	0	0	0	0	0	0	0	0	0	0	0
4. Homeowners multiple peril.....	0	0	0	0	0	0	430	0	0	0	0	0
5.1 Commercial multiple peril (non-liability portion).....	0	0	0	0	0	0	0	0	0	0	0	0
5.2 Commercial multiple peril (liability portion).....	0	0	0	0	0	0	0	0	0	0	0	0
6. Mortgage guaranty.....	0	0	0	0	0	0	0	0	0	0	0	0
8. Ocean marine.....	0	0	0	0	0	0	0	0	0	0	0	0
9. Inland marine.....	5,765	10,568	0	2,304	0	0	27	0	0	0	24	243
10. Financial guaranty.....	0	0	0	0	0	0	0	0	0	0	0	0
11. Medical professional liability.....	0	0	0	0	0	0	0	0	0	0	0	0
12. Earthquake.....	0	0	0	0	0	0	0	0	0	0	0	0
13. Group accident and health (b).....	0	0	0	0	0	0	0	0	0	0	0	0
14. Credit A&H (group and individual).....	0	0	0	0	0	0	0	0	0	0	0	0
15.1 Collectively renewable A&H (b).....	0	0	0	0	0	0	0	0	0	0	0	0
15.2 Non-cancelable A&H (b).....	0	0	0	0	0	0	0	0	0	0	0	0
15.3 Guaranteed renewable A&H (b).....	0	0	0	0	0	0	0	0	0	0	0	0
15.4 Non-renewable for stated reasons only (b).....	0	0	0	0	0	0	0	0	0	0	0	0
15.5 Other accident only.....	0	0	0	0	0	0	0	0	0	0	0	0
15.6 Medicare Title XVIII exempt from state taxes or fees.....	0	0	0	0	0	0	0	0	0	0	0	0
15.7 All other A&H (b).....	0	0	0	0	0	0	0	0	0	0	0	0
15.8 Federal employees health benefits program premium (b).....	0	0	0	0	0	0	0	0	0	0	0	0
16. Workers' compensation.....	0	0	0	0	0	0	0	0	0	0	0	0
17.1 Other liability-occurrence.....	0	0	0	0	0	0	591	0	0	0	0	0
17.2 Other liability-claims-made.....	750	469	0	281	0	75	75	0	113	113	161	20
17.3 Excess workers' compensation.....	0	0	0	0	0	0	0	0	0	0	0	0
18. Products liability.....	0	0	0	0	0	0	0	0	0	0	0	0
19.1 Private passenger auto no-fault (personal injury protection).....	0	0	0	0	4,069	1,273	10,321	735	735	41	0	0
19.2 Other private passenger auto liability.....	0	0	0	0	0	(908)	33,238	0	0	379	0	0
19.3 Commercial auto no-fault (personal injury protection).....	0	0	0	0	0	0	0	0	0	0	0	0
19.4 Other commercial auto liability.....	0	0	0	0	0	0	0	0	0	0	0	0
21.1 Private passenger auto physical damage.....	0	0	0	0	0	0	1,409	0	0	0	0	0
21.2 Commercial auto physical damage.....	0	0	0	0	0	0	0	0	0	0	0	0
22. Aircraft (all perils).....	0	0	0	0	0	0	0	0	0	0	0	0
23. Fidelity.....	0	0	0	0	0	0	0	0	0	0	0	0
24. Surety.....	0	0	0	0	0	0	0	0	0	0	0	0
26. Burglary and theft.....	0	0	0	0	0	0	0	0	0	0	0	0
27. Boiler and machinery.....	0	0	0	0	0	0	0	0	0	0	0	0
28. Credit.....	0	0	0	0	0	0	0	0	0	0	0	0
30. Warranty.....	0	0	0	0	0	0	0	0	0	0	0	0
34. Aggregate write-ins for other lines of business.....	0	0	0	0	0	0	0	0	0	0	0	0
35. TOTALS (a).....	6,515	11,037	0	2,585	4,060	426	46,737	735	848	534	185	263

DETAILS OF WRITE-INS

3401. Collateral protection.....	0	0	0	0	0	0	0	0	0	0	0	0
3402. Supplemental unemployment.....	0	0	0	0	0	0	0	0	0	0	0	0
3403.	0	0	0	0	0	0	0	0	0	0	0	0
3498. Summary of remaining write-ins for Line 34 from overflow page.....	0	0	0	0	0	0	0	0	0	0	0	0
3499. TOTALS (Lines 3401 thru 3403 plus 3498) (Line 34 above).....	0	0	0	0	0	0	0	0	0	0	0	0

(a) Finance and service charges not included in Lines 1 to 35 \$.....0.

(b) For health business on indicated lines report: Number of persons insured under PPO managed care products.....0 and number of persons insured under indemnity only products.....0.

EXHIBIT OF PREMIUMS AND LOSSES (Statutory Page 14 Data)



NAIC Group Code....84 NAIC Company Code....33723

BUSINESS IN THE STATE OF OHIO DURING THE YEAR

19.OH

Line of Business	Gross Premiums, Including Policy and Membership Fees, Less Return Premiums and Premiums on Policies not Taken		3 Dividends Paid or Credited to Policyholders on Direct Business	4 Direct Unearned Premium Reserves	5 Direct Losses Paid (deducting salvage)	6 Direct Losses Incurred	7 Direct Losses Unpaid	8 Direct Defense and Cost Containment Expense Paid	9 Direct Defense and Cost Containment Expense Incurred	10 Direct Defense and Cost Containment Expense Unpaid	11 Commissions and Brokerage Expenses	12 Taxes, Licenses and Fees
	1 Direct Premiums Written	2 Direct Premiums Earned										
1. Fire.....	0	0	0	0	0	0	0	0	0	0	0	2
2.1 Allied lines.....	0	0	0	0	0	0	0	0	0	0	0	96
2.2 Multiple peril crop.....	0	0	0	0	0	0	0	0	0	0	0	0
2.3 Federal flood.....	0	0	0	0	0	0	0	0	0	0	0	0
3. Farmowners multiple peril.....	0	0	0	0	0	0	0	0	0	0	0	0
4. Homeowners multiple peril.....	0	0	0	0	0	0	0	0	0	0	0	0
5.1 Commercial multiple peril (non-liability portion).....	0	0	0	0	0	0	0	0	0	0	0	77
5.2 Commercial multiple peril (liability portion).....	6,523	6,476	0	3,319	0	919	1,118	0	540	729	1,091	353
6. Mortgage guaranty.....	0	0	0	0	0	0	0	0	0	0	0	0
8. Ocean marine.....	0	0	0	0	0	0	0	0	0	0	0	0
9. Inland marine.....	523,745	478,392	0	84,190	11,296	43,496	32,687	0	0	0	14,144	9,266
10. Financial guaranty.....	0	0	0	0	0	0	0	0	0	0	0	0
11. Medical professional liability.....	0	0	0	0	0	0	0	0	0	0	0	0
12. Earthquake.....	0	0	0	0	0	0	0	0	0	0	0	0
13. Group accident and health (b).....	0	0	0	0	0	0	0	0	0	0	0	0
14. Credit A&H (group and individual).....	0	0	0	0	0	0	0	0	0	0	0	0
15.1 Collectively renewable A&H (b).....	0	0	0	0	0	0	0	0	0	0	0	0
15.2 Non-cancelable A&H (b).....	0	0	0	0	0	0	0	0	0	0	0	0
15.3 Guaranteed renewable A&H (b).....	0	0	0	0	0	0	0	0	0	0	0	0
15.4 Non-renewable for stated reasons only (b).....	0	0	0	0	0	0	0	0	0	0	0	0
15.5 Other accident only.....	0	0	0	0	0	0	0	0	0	0	0	0
15.6 Medicare Title XVIII exempt from state taxes or fees.....	0	0	0	0	0	0	0	0	0	0	0	0
15.7 All other A&H (b).....	0	0	0	0	0	0	0	0	0	0	0	0
15.8 Federal employees health benefits program premium (b).....	0	0	0	0	0	0	0	0	0	0	0	0
16. Workers' compensation.....	0	0	0	0	0	0	0	0	0	0	0	67
17.1 Other liability-occurrence.....	0	0	0	0	0	0	0	0	0	0	0	111
17.2 Other liability-claims-made.....	1,669	1,669	0	1,220	0	(2,894)	360	0	345	628	404	134
17.3 Excess workers' compensation.....	0	0	0	0	0	0	0	0	0	0	0	0
18. Products liability.....	0	0	0	0	0	0	0	0	0	0	0	30
19.1 Private passenger auto no-fault (personal injury protection).....	0	0	0	0	0	0	0	0	0	0	0	0
19.2 Other private passenger auto liability.....	0	0	0	0	0	0	1	0	0	0	0	0
19.3 Commercial auto no-fault (personal injury protection).....	0	0	0	0	0	0	0	0	0	0	0	0
19.4 Other commercial auto liability.....	0	0	0	0	0	0	0	0	0	0	0	149
21.1 Private passenger auto physical damage.....	0	0	0	0	0	0	0	0	0	0	0	0
21.2 Commercial auto physical damage.....	0	0	0	0	0	0	0	0	0	0	0	179
22. Aircraft (all perils).....	0	0	0	0	0	0	0	0	0	0	0	0
23. Fidelity.....	0	0	0	0	0	0	0	0	0	0	0	33
24. Surety.....	0	0	0	0	0	0	0	0	0	0	0	4
26. Burglary and theft.....	0	0	0	0	0	0	0	0	0	0	0	33
27. Boiler and machinery.....	0	0	0	0	0	0	0	0	0	0	0	38
28. Credit.....	0	0	0	0	0	(667)	384	0	0	0	0	147
30. Warranty.....	0	0	0	0	0	0	0	0	0	0	0	162
34. Aggregate write-ins for other lines of business.....	204	779	0	633	0	1,887	1,887	0	0	0	36	272
35. TOTALS (a).....	532,141	487,316	0	89,362	11,296	42,741	36,438	0	885	1,357	15,675	11,150

DETAILS OF WRITE-INS

3401. Collateral protection.....	204	779	0	633	0	1,887	1,887	0	0	0	36	272
3402. Supplemental unemployment.....	0	0	0	0	0	0	0	0	0	0	0	0
3403.	0	0	0	0	0	0	0	0	0	0	0	0
3498. Summary of remaining write-ins for Line 34 from overflow page.....	0	0	0	0	0	0	0	0	0	0	0	0
3499. TOTALS (Lines 3401 thru 3403 plus 3498) (Line 34 above).....	204	779	0	633	0	1,887	1,887	0	0	0	36	272

(a) Finance and service charges not included in Lines 1 to 35 \$.....0.

(b) For health business on indicated lines report: Number of persons insured under PPO managed care products.....0 and number of persons insured under indemnity only products.....0.

EXHIBIT OF PREMIUMS AND LOSSES (Statutory Page 14 Data)



NAIC Group Code....84 NAIC Company Code....33723

BUSINESS IN THE STATE OF OKLAHOMA DURING THE YEAR

Line of Business	Gross Premiums, Including Policy and Membership Fees, Less Return Premiums and Premiums on Policies not Taken		3 Dividends Paid or Credited to Policyholders on Direct Business	4 Direct Unearned Premium Reserves	5 Direct Losses Paid (deducting salvage)	6 Direct Losses Incurred	7 Direct Losses Unpaid	8 Direct Defense and Cost Containment Expense Paid	9 Direct Defense and Cost Containment Expense Incurred	10 Direct Defense and Cost Containment Expense Unpaid	11 Commissions and Brokerage Expenses	12 Taxes, Licenses and Fees
	1 Direct Premiums Written	2 Direct Premiums Earned										
1. Fire.....	0	0	0	0	0	0	0	0	0	0	0	4
2.1 Allied lines.....	0	0	0	0	0	0	0	0	0	0	0	106
2.2 Multiple peril crop.....	0	0	0	0	0	0	0	0	0	0	0	0
2.3 Federal flood.....	0	0	0	0	0	0	0	0	0	0	0	0
3. Farmowners multiple peril.....	0	0	0	0	0	0	0	0	0	0	0	0
4. Homeowners multiple peril.....	0	0	0	0	0	0	0	0	0	0	0	0
5.1 Commercial multiple peril (non-liability portion).....	0	0	0	0	0	0	0	0	0	0	0	66
5.2 Commercial multiple peril (liability portion).....	8,225	20,273	0	2,399	0	7,158	11,568	0	1,007	5,434	2,267	1,098
6. Mortgage guaranty.....	0	0	0	0	0	0	0	0	0	0	0	0
8. Ocean marine.....	0	0	0	0	0	0	0	0	0	0	0	0
9. Inland marine.....	0	0	0	0	0	0	0	0	0	0	0	181
10. Financial guaranty.....	0	0	0	0	0	0	0	0	0	0	0	0
11. Medical professional liability.....	0	0	0	0	0	0	0	0	0	0	0	0
12. Earthquake.....	0	0	0	0	0	0	0	0	0	0	0	4
13. Group accident and health (b).....	0	0	0	0	0	0	0	0	0	0	0	0
14. Credit A&H (group and individual).....	0	0	0	0	0	0	0	0	0	0	0	0
15.1 Collectively renewable A&H (b).....	0	0	0	0	0	0	0	0	0	0	0	0
15.2 Non-cancelable A&H (b).....	0	0	0	0	0	0	0	0	0	0	0	0
15.3 Guaranteed renewable A&H (b).....	0	0	0	0	0	0	0	0	0	0	0	0
15.4 Non-renewable for stated reasons only (b).....	0	0	0	0	0	0	0	0	0	0	0	0
15.5 Other accident only.....	0	0	0	0	0	0	0	0	0	0	0	0
15.6 Medicare Title XVIII exempt from state taxes or fees.....	0	0	0	0	0	0	0	0	0	0	0	0
15.7 All other A&H (b).....	0	0	0	0	0	0	0	0	0	0	0	0
15.8 Federal employees health benefits program premium (b).....	0	0	0	0	0	0	0	0	0	0	0	0
16. Workers' compensation.....	0	0	0	0	0	0	0	0	0	0	0	58
17.1 Other liability-occurrence.....	0	0	0	0	0	0	0	0	0	0	0	167
17.2 Other liability-claims-made.....	0	0	0	0	0	0	0	0	0	0	0	48
17.3 Excess workers' compensation.....	0	0	0	0	0	0	0	0	0	0	0	0
18. Products liability.....	0	0	0	0	0	0	0	0	0	0	0	25
19.1 Private passenger auto no-fault (personal injury protection).....	0	0	0	0	0	0	0	0	0	0	0	0
19.2 Other private passenger auto liability.....	0	0	0	0	0	0	577	0	0	147	0	0
19.3 Commercial auto no-fault (personal injury protection).....	0	0	0	0	0	0	0	0	0	0	0	0
19.4 Other commercial auto liability.....	0	0	0	0	0	0	0	0	0	0	0	181
21.1 Private passenger auto physical damage.....	0	0	0	0	0	0	0	0	0	0	0	0
21.2 Commercial auto physical damage.....	0	0	0	0	0	0	0	0	0	0	0	269
22. Aircraft (all perils).....	0	0	0	0	0	0	0	0	0	0	0	0
23. Fidelity.....	0	0	0	0	0	0	0	0	0	0	0	33
24. Surety.....	0	0	0	0	0	0	0	0	0	0	0	0
26. Burglary and theft.....	0	0	0	0	0	0	0	0	0	0	0	33
27. Boiler and machinery.....	0	0	0	0	0	0	0	0	0	0	0	33
28. Credit.....	0	0	0	0	0	0	0	0	0	0	0	160
30. Warranty.....	0	0	0	0	0	0	0	0	0	0	0	126
34. Aggregate write-ins for other lines of business.....	0	0	0	0	0	0	0	0	0	0	0	273
35. TOTALS (a).....	8,225	20,273	0	2,399	0	7,158	12,145	0	1,007	5,581	2,267	2,867

19.0K

DETAILS OF WRITE-INS

3401. Collateral protection.....	0	0	0	0	0	0	0	0	0	0	0	273
3402. Supplemental unemployment.....	0	0	0	0	0	0	0	0	0	0	0	0
3403.	0	0	0	0	0	0	0	0	0	0	0	0
3498. Summary of remaining write-ins for Line 34 from overflow page.....	0	0	0	0	0	0	0	0	0	0	0	0
3499. TOTALS (Lines 3401 thru 3403 plus 3498) (Line 34 above).....	0	0	0	0	0	0	0	0	0	0	0	273

(a) Finance and service charges not included in Lines 1 to 35 \$.....0.

(b) For health business on indicated lines report: Number of persons insured under PPO managed care products.....0 and number of persons insured under indemnity only products.....0.

EXHIBIT OF PREMIUMS AND LOSSES (Statutory Page 14 Data)



NAIC Group Code....84 NAIC Company Code....33723

BUSINESS IN THE STATE OF OREGON DURING THE YEAR

19. OR

Line of Business	Gross Premiums, Including Policy and Membership Fees, Less Return Premiums and Premiums on Policies not Taken		3 Dividends Paid or Credited to Policyholders on Direct Business	4 Direct Unearned Premium Reserves	5 Direct Losses Paid (deducting salvage)	6 Direct Losses Incurred	7 Direct Losses Unpaid	8 Direct Defense and Cost Containment Expense Paid	9 Direct Defense and Cost Containment Expense Incurred	10 Direct Defense and Cost Containment Expense Unpaid	11 Commissions and Brokerage Expenses	12 Taxes, Licenses and Fees
	1 Direct Premiums Written	2 Direct Premiums Earned										
1. Fire.....	0	0	0	0	0	0	0	0	0	0	0	0
2.1 Allied lines.....	0	0	0	0	0	0	0	0	0	0	0	0
2.2 Multiple peril crop.....	0	0	0	0	0	0	0	0	0	0	0	0
2.3 Federal flood.....	0	0	0	0	0	0	0	0	0	0	0	0
3. Farmowners multiple peril.....	0	0	0	0	0	0	0	0	0	0	0	0
4. Homeowners multiple peril.....	0	0	0	0	0	0	0	0	0	0	0	0
5.1 Commercial multiple peril (non-liability portion).....	0	0	0	0	0	0	0	0	0	0	0	0
5.2 Commercial multiple peril (liability portion).....	14,390	14,273	0	4,563	0	4,644	6,359	0	1,248	2,966	2,904	2,617
6. Mortgage guaranty.....	0	0	0	0	0	0	0	0	0	0	0	0
8. Ocean marine.....	0	0	0	0	0	0	0	0	0	0	0	0
9. Inland marine.....	472	1,266	0	40	0	0	0	0	0	0	83	162
10. Financial guaranty.....	0	0	0	0	0	0	0	0	0	0	0	0
11. Medical professional liability.....	0	0	0	0	0	0	0	0	0	0	0	0
12. Earthquake.....	0	0	0	0	0	0	0	0	0	0	0	0
13. Group accident and health (b).....	0	0	0	0	0	0	0	0	0	0	0	0
14. Credit A&H (group and individual).....	0	0	0	0	0	0	0	0	0	0	0	0
15.1 Collectively renewable A&H (b).....	0	0	0	0	0	0	0	0	0	0	0	0
15.2 Non-cancelable A&H (b).....	0	0	0	0	0	0	0	0	0	0	0	0
15.3 Guaranteed renewable A&H (b).....	0	0	0	0	0	0	0	0	0	0	0	0
15.4 Non-renewable for stated reasons only (b).....	0	0	0	0	0	0	0	0	0	0	0	0
15.5 Other accident only.....	0	0	0	0	0	0	0	0	0	0	0	0
15.6 Medicare Title XVIII exempt from state taxes or fees.....	0	0	0	0	0	0	0	0	0	0	0	0
15.7 All other A&H (b).....	0	0	0	0	0	0	0	0	0	0	0	0
15.8 Federal employees health benefits program premium (b).....	0	0	0	0	0	0	0	0	0	0	0	0
16. Workers' compensation.....	0	0	0	0	0	0	0	0	0	0	0	0
17.1 Other liability-occurrence.....	0	0	0	0	0	0	23	0	0	0	0	0
17.2 Other liability-claims-made.....	2,214	2,122	0	92	0	341	341	0	512	512	529	47
17.3 Excess workers' compensation.....	0	0	0	0	0	0	0	0	0	0	0	0
18. Products liability.....	0	0	0	0	0	0	0	0	0	0	0	0
19.1 Private passenger auto no-fault (personal injury protection).....	0	0	0	0	0	2	6	0	0	0	0	0
19.2 Other private passenger auto liability.....	0	0	0	0	0	7	21	0	0	3	0	0
19.3 Commercial auto no-fault (personal injury protection).....	0	0	0	0	0	0	0	0	0	0	0	0
19.4 Other commercial auto liability.....	0	0	0	0	0	0	0	0	0	0	0	0
21.1 Private passenger auto physical damage.....	0	0	0	0	0	0	0	0	0	0	0	0
21.2 Commercial auto physical damage.....	0	0	0	0	0	0	0	0	0	0	0	0
22. Aircraft (all perils).....	0	0	0	0	0	0	0	0	0	0	0	0
23. Fidelity.....	0	0	0	0	0	0	0	0	0	0	0	0
24. Surety.....	0	0	0	0	0	0	0	0	0	0	0	0
26. Burglary and theft.....	0	0	0	0	0	0	0	0	0	0	0	0
27. Boiler and machinery.....	0	0	0	0	0	0	0	0	0	0	0	0
28. Credit.....	0	0	0	0	0	0	0	0	0	0	0	0
30. Warranty.....	0	0	0	0	0	0	0	0	0	0	0	0
34. Aggregate write-ins for other lines of business.....	0	0	0	0	0	0	0	0	0	0	0	0
35. TOTALS (a).....	17,076	17,661	0	4,695	0	4,995	6,752	0	1,760	3,481	3,516	2,827

DETAILS OF WRITE-INS

3401. Collateral protection.....	0	0	0	0	0	0	0	0	0	0	0	0
3402. Supplemental unemployment.....	0	0	0	0	0	0	0	0	0	0	0	0
3403.	0	0	0	0	0	0	0	0	0	0	0	0
3498. Summary of remaining write-ins for Line 34 from overflow page.....	0	0	0	0	0	0	0	0	0	0	0	0
3499. TOTALS (Lines 3401 thru 3403 plus 3498) (Line 34 above).....	0	0	0	0	0	0	0	0	0	0	0	0

(a) Finance and service charges not included in Lines 1 to 35 \$.....0.

(b) For health business on indicated lines report: Number of persons insured under PPO managed care products.....0 and number of persons insured under indemnity only products.....0.

EXHIBIT OF PREMIUMS AND LOSSES (Statutory Page 14 Data)



NAIC Group Code....84 NAIC Company Code....33723

BUSINESS IN THE STATE OF PENNSYLVANIA DURING THE YEAR

19.PA

Line of Business	Gross Premiums, Including Policy and Membership Fees, Less Return Premiums and Premiums on Policies not Taken		3 Dividends Paid or Credited to Policyholders on Direct Business	4 Direct Unearned Premium Reserves	5 Direct Losses Paid (deducting salvage)	6 Direct Losses Incurred	7 Direct Losses Unpaid	8 Direct Defense and Cost Containment Expense Paid	9 Direct Defense and Cost Containment Expense Incurred	10 Direct Defense and Cost Containment Expense Unpaid	11 Commissions and Brokerage Expenses	12 Taxes, Licenses and Fees
	1 Direct Premiums Written	2 Direct Premiums Earned										
1. Fire.....	0	0	0	0	0	0	0	0	0	0	0	0
2.1 Allied lines.....	0	0	0	0	0	0	0	0	0	0	0	10
2.2 Multiple peril crop.....	0	0	0	0	0	0	0	0	0	0	0	0
2.3 Federal flood.....	0	0	0	0	0	0	0	0	0	0	0	0
3. Farmowners multiple peril.....	0	0	0	0	0	0	0	0	0	0	0	0
4. Homeowners multiple peril.....	0	0	0	0	0	0	0	0	0	0	0	0
5.1 Commercial multiple peril (non-liability portion).....	0	0	0	0	0	0	0	0	0	0	0	13
5.2 Commercial multiple peril (liability portion).....	5,545	5,438	0	1,811	0	2,398	3,178	0	681	1,449	1,328	245
6. Mortgage guaranty.....	0	0	0	0	0	0	0	0	0	0	0	0
8. Ocean marine.....	0	0	0	0	0	0	0	0	0	0	0	0
9. Inland marine.....	37,223	15,193	0	23,393	0	0	0	0	0	0	138	1,466
10. Financial guaranty.....	0	0	0	0	0	0	0	0	0	0	0	0
11. Medical professional liability.....	0	0	0	0	0	0	0	0	0	0	0	0
12. Earthquake.....	0	0	0	0	0	0	0	0	0	0	0	0
13. Group accident and health (b).....	0	0	0	0	0	0	0	0	0	0	0	0
14. Credit A&H (group and individual).....	0	0	0	0	0	0	0	0	0	0	0	0
15.1 Collectively renewable A&H (b).....	0	0	0	0	0	0	0	0	0	0	0	0
15.2 Non-cancelable A&H (b).....	0	0	0	0	0	0	0	0	0	0	0	0
15.3 Guaranteed renewable A&H (b).....	0	0	0	0	0	0	0	0	0	0	0	0
15.4 Non-renewable for stated reasons only (b).....	0	0	0	0	0	0	0	0	0	0	0	0
15.5 Other accident only.....	0	0	0	0	0	0	0	0	0	0	0	0
15.6 Medicare Title XVIII exempt from state taxes or fees.....	0	0	0	0	0	0	0	0	0	0	0	0
15.7 All other A&H (b).....	0	0	0	0	0	0	0	0	0	0	0	0
15.8 Federal employees health benefits program premium (b).....	0	0	0	0	0	0	0	0	0	0	0	0
16. Workers' compensation.....	0	0	0	0	0	0	0	0	0	0	0	11
17.1 Other liability-occurrence.....	0	0	0	0	0	0	0	0	0	0	0	22
17.2 Other liability-claims-made.....	9,624	10,403	0	4,498	0	(2,507)	1,579	0	2,468	3,166	2,382	441
17.3 Excess workers' compensation.....	9,153	9,153	0	0	66,339	1,131,402	1,614,935	4,116	41,821	87,970	2,177	978
18. Products liability.....	0	0	0	0	0	0	0	0	0	0	0	5
19.1 Private passenger auto no-fault (personal injury protection).....	0	0	0	0	0	249	3,882	0	0	231	0	0
19.2 Other private passenger auto liability.....	0	0	0	0	0	6,545	16,815	9	9	1,735	0	0
19.3 Commercial auto no-fault (personal injury protection).....	0	0	0	0	0	0	0	0	0	0	0	15
19.4 Other commercial auto liability.....	0	0	0	0	0	0	0	0	0	0	0	26
21.1 Private passenger auto physical damage.....	0	0	0	0	0	0	0	0	0	0	0	0
21.2 Commercial auto physical damage.....	0	(1)	0	171	0	0	0	0	0	0	0	38
22. Aircraft (all perils).....	0	0	0	0	0	0	0	0	0	0	0	0
23. Fidelity.....	0	0	0	0	0	0	0	0	0	0	0	5
24. Surety.....	0	0	0	0	0	0	0	0	0	0	0	2
26. Burglary and theft.....	0	0	0	0	0	0	0	0	0	0	0	5
27. Boiler and machinery.....	0	0	0	0	0	0	0	0	0	0	0	6
28. Credit.....	0	0	0	0	0	0	0	0	0	0	0	12
30. Warranty.....	0	0	0	0	0	0	0	0	0	0	0	17
34. Aggregate write-ins for other lines of business.....	0	0	0	0	0	0	0	0	0	0	0	31
35. TOTALS (a).....	61,545	40,187	0	29,873	66,339	1,138,088	1,640,390	4,125	44,978	94,550	6,025	3,350

DETAILS OF WRITE-INS

3401. Collateral protection.....	0	0	0	0	0	0	0	0	0	0	0	31
3402. Supplemental unemployment.....	0	0	0	0	0	0	0	0	0	0	0	0
3403.	0	0	0	0	0	0	0	0	0	0	0	0
3498. Summary of remaining write-ins for Line 34 from overflow page.....	0	0	0	0	0	0	0	0	0	0	0	0
3499. TOTALS (Lines 3401 thru 3403 plus 3498) (Line 34 above).....	0	0	0	0	0	0	0	0	0	0	0	31

(a) Finance and service charges not included in Lines 1 to 35 \$.....0.

(b) For health business on indicated lines report: Number of persons insured under PPO managed care products.....0 and number of persons insured under indemnity only products.....0.

EXHIBIT OF PREMIUMS AND LOSSES (Statutory Page 14 Data)



NAIC Group Code....84 NAIC Company Code....33723

BUSINESS IN THE STATE OF RHODE ISLAND DURING THE YEAR

19.RI

Line of Business	Gross Premiums, Including Policy and Membership Fees, Less Return Premiums and Premiums on Policies not Taken		3 Dividends Paid or Credited to Policyholders on Direct Business	4 Direct Unearned Premium Reserves	5 Direct Losses Paid (deducting salvage)	6 Direct Losses Incurred	7 Direct Losses Unpaid	8 Direct Defense and Cost Containment Expense Paid	9 Direct Defense and Cost Containment Expense Incurred	10 Direct Defense and Cost Containment Expense Unpaid	11 Commissions and Brokerage Expenses	12 Taxes, Licenses and Fees
	1 Direct Premiums Written	2 Direct Premiums Earned										
1. Fire.....	0	0	0	0	0	0	0	0	0	0	0	13
2.1 Allied lines.....	0	0	0	0	0	0	0	0	0	0	0	19
2.2 Multiple peril crop.....	0	0	0	0	0	0	0	0	0	0	0	0
2.3 Federal flood.....	0	0	0	0	0	0	0	0	0	0	0	0
3. Farmowners multiple peril.....	0	0	0	0	0	0	0	0	0	0	0	2
4. Homeowners multiple peril.....	0	0	0	0	0	0	0	0	0	0	0	0
5.1 Commercial multiple peril (non-liability portion).....	0	0	0	0	0	0	0	0	0	0	0	32
5.2 Commercial multiple peril (liability portion).....	0	0	0	0	0	0	0	0	0	0	0	22
6. Mortgage guaranty.....	0	0	0	0	0	0	0	0	0	0	0	0
8. Ocean marine.....	0	0	0	0	0	0	0	0	0	0	0	2
9. Inland marine.....	0	0	0	0	0	0	0	0	0	0	0	35
10. Financial guaranty.....	0	0	0	0	0	0	0	0	0	0	0	0
11. Medical professional liability.....	0	0	0	0	0	0	0	0	0	0	0	0
12. Earthquake.....	0	0	0	0	0	0	0	0	0	0	0	7
13. Group accident and health (b).....	0	0	0	0	0	0	0	0	0	0	0	0
14. Credit A&H (group and individual).....	0	0	0	0	0	0	0	0	0	0	0	0
15.1 Collectively renewable A&H (b).....	0	0	0	0	0	0	0	0	0	0	0	0
15.2 Non-cancelable A&H (b).....	0	0	0	0	0	0	0	0	0	0	0	0
15.3 Guaranteed renewable A&H (b).....	0	0	0	0	0	0	0	0	0	0	0	0
15.4 Non-renewable for stated reasons only (b).....	0	0	0	0	0	0	0	0	0	0	0	0
15.5 Other accident only.....	0	0	0	0	0	0	0	0	0	0	0	0
15.6 Medicare Title XVIII exempt from state taxes or fees.....	0	0	0	0	0	0	0	0	0	0	0	0
15.7 All other A&H (b).....	0	0	0	0	0	0	0	0	0	0	0	0
15.8 Federal employees health benefits program premium (b).....	0	0	0	0	0	0	0	0	0	0	0	0
16. Workers' compensation.....	0	0	0	0	100	100	0	0	0	0	0	17
17.1 Other liability-occurrence.....	0	0	0	0	0	0	0	0	0	0	0	30
17.2 Other liability-claims-made.....	0	0	0	0	0	0	0	0	0	0	0	4
17.3 Excess workers' compensation.....	0	0	0	0	0	0	0	0	0	0	0	0
18. Products liability.....	0	0	0	0	0	0	0	0	0	0	0	12
19.1 Private passenger auto no-fault (personal injury protection).....	0	0	0	0	0	0	0	0	0	0	0	0
19.2 Other private passenger auto liability.....	0	0	0	0	0	0	20,589	0	0	638	0	2
19.3 Commercial auto no-fault (personal injury protection).....	0	0	0	0	0	0	0	0	0	0	0	0
19.4 Other commercial auto liability.....	0	0	0	0	0	0	0	0	0	0	0	34
21.1 Private passenger auto physical damage.....	0	0	0	0	0	0	0	0	0	0	0	1
21.2 Commercial auto physical damage.....	0	0	0	0	0	0	0	0	0	0	0	51
22. Aircraft (all perils).....	0	0	0	0	0	0	0	0	0	0	0	0
23. Fidelity.....	0	0	0	0	0	0	0	0	0	0	0	26
24. Surety.....	0	0	0	0	0	0	0	0	0	0	0	12
26. Burglary and theft.....	0	0	0	0	0	0	0	0	0	0	0	18
27. Boiler and machinery.....	0	0	0	0	0	0	0	0	0	0	0	22
28. Credit.....	0	0	0	0	0	0	0	0	0	0	0	3
30. Warranty.....	0	0	0	0	0	0	0	0	0	0	0	2
34. Aggregate write-ins for other lines of business.....	0	0	0	0	0	0	0	0	0	0	0	5
35. TOTALS (a).....	0	0	0	0	100	100	20,589	0	0	638	0	369

DETAILS OF WRITE-INS

3401. Collateral protection.....	0	0	0	0	0	0	0	0	0	0	0	5
3402. Supplemental unemployment.....	0	0	0	0	0	0	0	0	0	0	0	0
3403.	0	0	0	0	0	0	0	0	0	0	0	0
3498. Summary of remaining write-ins for Line 34 from overflow page.....	0	0	0	0	0	0	0	0	0	0	0	0
3499. TOTALS (Lines 3401 thru 3403 plus 3498) (Line 34 above).....	0	0	0	0	0	0	0	0	0	0	0	5

(a) Finance and service charges not included in Lines 1 to 35 \$.....0.

(b) For health business on indicated lines report: Number of persons insured under PPO managed care products.....0 and number of persons insured under indemnity only products.....0.

EXHIBIT OF PREMIUMS AND LOSSES (Statutory Page 14 Data)



NAIC Group Code....84 NAIC Company Code....33723

BUSINESS IN THE STATE OF SOUTH CAROLINA DURING THE YEAR

Line of Business	Gross Premiums, Including Policy and Membership Fees, Less Return Premiums and Premiums on Policies not Taken		3 Dividends Paid or Credited to Policyholders on Direct Business	4 Direct Unearned Premium Reserves	5 Direct Losses Paid (deducting salvage)	6 Direct Losses Incurred	7 Direct Losses Unpaid	8 Direct Defense and Cost Containment Expense Paid	9 Direct Defense and Cost Containment Expense Incurred	10 Direct Defense and Cost Containment Expense Unpaid	11 Commissions and Brokerage Expenses	12 Taxes, Licenses and Fees
	1 Direct Premiums Written	2 Direct Premiums Earned										
1. Fire.....	0	0	0	0	0	0	0	0	0	0	0	4
2.1 Allied lines.....	0	0	0	0	0	0	0	0	0	0	0	100
2.2 Multiple peril crop.....	0	0	0	0	0	0	0	0	0	0	0	0
2.3 Federal flood.....	0	0	0	0	0	0	0	0	0	0	0	0
3. Farmowners multiple peril.....	0	0	0	0	0	0	0	0	0	0	0	0
4. Homeowners multiple peril.....	0	0	0	0	0	0	0	0	0	0	0	0
5.1 Commercial multiple peril (non-liability portion).....	0	0	0	0	0	0	0	0	0	0	0	110
5.2 Commercial multiple peril (liability portion).....	217	81	0	136	0	30	30	0	13	13	46	95
6. Mortgage guaranty.....	0	0	0	0	0	0	0	0	0	0	0	0
8. Ocean marine.....	0	0	0	0	0	0	0	0	0	0	0	0
9. Inland marine.....	456	251	0	144	0	0	0	0	0	0	80	1,993
10. Financial guaranty.....	0	0	0	0	0	0	0	0	0	0	0	0
11. Medical professional liability.....	0	0	0	0	0	0	0	0	0	0	0	0
12. Earthquake.....	0	0	0	0	0	0	0	0	0	0	0	4
13. Group accident and health (b).....	0	0	0	0	0	0	0	0	0	0	0	0
14. Credit A&H (group and individual).....	0	0	0	0	0	0	0	0	0	0	0	0
15.1 Collectively renewable A&H (b).....	0	0	0	0	0	0	0	0	0	0	0	0
15.2 Non-cancelable A&H (b).....	0	0	0	0	0	0	0	0	0	0	0	0
15.3 Guaranteed renewable A&H (b).....	0	0	0	0	0	0	0	0	0	0	0	0
15.4 Non-renewable for stated reasons only (b).....	0	0	0	0	0	0	0	0	0	0	0	0
15.5 Other accident only.....	0	0	0	0	0	0	0	0	0	0	0	0
15.6 Medicare Title XVIII exempt from state taxes or fees.....	0	0	0	0	0	0	0	0	0	0	0	0
15.7 All other A&H (b).....	0	0	0	0	0	0	0	0	0	0	0	0
15.8 Federal employees health benefits program premium (b).....	0	0	0	0	0	0	0	0	0	0	0	0
16. Workers' compensation.....	0	0	0	0	0	0	0	0	0	0	0	95
17.1 Other liability-occurrence.....	0	0	0	0	0	0	0	0	0	0	0	109
17.2 Other liability-claims-made.....	787	442	0	751	0	46	48	0	71	71	167	1,449
17.3 Excess workers' compensation.....	0	0	0	0	0	0	0	0	0	0	0	0
18. Products liability.....	0	0	0	0	0	0	0	0	0	0	0	39
19.1 Private passenger auto no-fault (personal injury protection).....	0	0	0	0	0	0	0	0	0	0	0	0
19.2 Other private passenger auto liability.....	0	0	0	0	0	0	0	0	0	0	0	0
19.3 Commercial auto no-fault (personal injury protection).....	0	0	0	0	0	0	0	0	0	0	0	0
19.4 Other commercial auto liability.....	0	0	0	0	0	0	0	0	0	0	0	176
21.1 Private passenger auto physical damage.....	0	0	0	0	0	0	0	0	0	0	0	0
21.2 Commercial auto physical damage.....	0	0	0	0	0	0	0	0	0	0	0	181
22. Aircraft (all perils).....	0	0	0	0	0	0	0	0	0	0	0	0
23. Fidelity.....	0	0	0	0	0	0	0	0	0	0	0	50
24. Surety.....	0	0	0	0	0	0	0	0	0	0	0	0
26. Burglary and theft.....	0	0	0	0	0	0	0	0	0	0	0	50
27. Boiler and machinery.....	0	0	0	0	0	0	0	0	0	0	0	55
28. Credit.....	0	0	0	0	0	0	0	0	0	0	0	116
30. Warranty.....	0	0	0	0	0	0	0	0	0	0	0	253
34. Aggregate write-ins for other lines of business.....	0	0	0	0	0	793	793	0	0	0	0	357
35. TOTALS (a).....	1,460	775	0	1,030	0	869	871	0	84	84	292	5,234

19.SC

DETAILS OF WRITE-INS

3401. Collateral protection.....	0	0	0	0	0	793	793	0	0	0	0	357
3402. Supplemental unemployment.....	0	0	0	0	0	0	0	0	0	0	0	0
3403.	0	0	0	0	0	0	0	0	0	0	0	0
3498. Summary of remaining write-ins for Line 34 from overflow page.....	0	0	0	0	0	0	0	0	0	0	0	0
3499. TOTALS (Lines 3401 thru 3403 plus 3498) (Line 34 above).....	0	0	0	0	0	793	793	0	0	0	0	357

(a) Finance and service charges not included in Lines 1 to 35 \$.....0.

(b) For health business on indicated lines report: Number of persons insured under PPO managed care products.....0 and number of persons insured under indemnity only products.....0.

EXHIBIT OF PREMIUMS AND LOSSES (Statutory Page 14 Data)



NAIC Group Code....84 NAIC Company Code....33723

BUSINESS IN THE STATE OF SOUTH DAKOTA DURING THE YEAR

19.SD

Line of Business	Gross Premiums, Including Policy and Membership Fees, Less Return Premiums and Premiums on Policies not Taken		3 Dividends Paid or Credited to Policyholders on Direct Business	4 Direct Unearned Premium Reserves	5 Direct Losses Paid (deducting salvage)	6 Direct Losses Incurred	7 Direct Losses Unpaid	8 Direct Defense and Cost Containment Expense Paid	9 Direct Defense and Cost Containment Expense Incurred	10 Direct Defense and Cost Containment Expense Unpaid	11 Commissions and Brokerage Expenses	12 Taxes, Licenses and Fees
	1 Direct Premiums Written	2 Direct Premiums Earned										
1. Fire.....	0	0	0	0	0	0	0	0	0	0	0	4
2.1 Allied lines.....	0	0	0	0	0	0	0	0	0	0	0	43
2.2 Multiple peril crop.....	0	0	0	0	0	0	0	0	0	0	0	0
2.3 Federal flood.....	0	0	0	0	0	0	0	0	0	0	0	0
3. Farmowners multiple peril.....	0	0	0	0	0	0	0	0	0	0	0	0
4. Homeowners multiple peril.....	0	0	0	0	0	0	0	0	0	0	0	0
5.1 Commercial multiple peril (non-liability portion).....	0	0	0	0	0	0	0	0	0	0	0	45
5.2 Commercial multiple peril (liability portion).....	5,831	5,767	0	3,644	0	18,392	19,643	12,918	13,214	1,554	1,123	1,788
6. Mortgage guaranty.....	0	0	0	0	0	0	0	0	0	0	0	0
8. Ocean marine.....	0	0	0	0	0	0	0	0	0	0	0	0
9. Inland marine.....	0	0	0	0	0	0	0	0	0	0	0	99
10. Financial guaranty.....	0	0	0	0	0	0	0	0	0	0	0	0
11. Medical professional liability.....	0	0	0	0	0	0	0	0	0	0	0	0
12. Earthquake.....	0	0	0	0	0	0	0	0	0	0	0	4
13. Group accident and health (b).....	0	0	0	0	0	0	0	0	0	0	0	0
14. Credit A&H (group and individual).....	0	0	0	0	0	0	0	0	0	0	0	0
15.1 Collectively renewable A&H (b).....	0	0	0	0	0	0	0	0	0	0	0	0
15.2 Non-cancelable A&H (b).....	0	0	0	0	0	0	0	0	0	0	0	0
15.3 Guaranteed renewable A&H (b).....	0	0	0	0	0	0	0	0	0	0	0	0
15.4 Non-renewable for stated reasons only (b).....	0	0	0	0	0	0	0	0	0	0	0	0
15.5 Other accident only.....	0	0	0	0	0	0	0	0	0	0	0	0
15.6 Medicare Title XVIII exempt from state taxes or fees.....	0	0	0	0	0	0	0	0	0	0	0	0
15.7 All other A&H (b).....	0	0	0	0	0	0	0	0	0	0	0	0
15.8 Federal employees health benefits program premium (b).....	0	0	0	0	0	0	0	0	0	0	0	0
16. Workers' compensation.....	0	0	0	0	0	0	0	0	0	0	0	42
17.1 Other liability-occurrence.....	0	0	0	0	0	0	0	0	0	0	0	76
17.2 Other liability-claims-made.....	0	0	0	0	0	0	0	0	0	0	0	31
17.3 Excess workers' compensation.....	0	0	0	0	0	0	0	0	0	0	0	0
18. Products liability.....	0	0	0	0	0	0	0	0	0	0	0	19
19.1 Private passenger auto no-fault (personal injury protection).....	0	0	0	0	0	0	0	0	0	0	0	0
19.2 Other private passenger auto liability.....	0	0	0	0	0	0	0	0	0	0	0	0
19.3 Commercial auto no-fault (personal injury protection).....	0	0	0	0	0	0	0	0	0	0	0	0
19.4 Other commercial auto liability.....	0	0	0	0	0	0	0	0	0	0	0	99
21.1 Private passenger auto physical damage.....	0	0	0	0	0	0	0	0	0	0	0	0
21.2 Commercial auto physical damage.....	0	0	0	0	0	0	0	0	0	0	0	143
22. Aircraft (all perils).....	0	0	0	0	0	0	0	0	0	0	0	0
23. Fidelity.....	0	0	0	0	0	0	0	0	0	0	0	22
24. Surety.....	0	0	0	0	0	0	0	0	0	0	0	0
26. Burglary and theft.....	0	0	0	0	0	0	0	0	0	0	0	22
27. Boiler and machinery.....	0	0	0	0	0	0	0	0	0	0	0	23
28. Credit.....	0	0	0	0	0	0	0	0	0	0	0	73
30. Warranty.....	0	0	0	0	0	0	0	0	0	0	0	50
34. Aggregate write-ins for other lines of business.....	0	0	0	0	0	0	0	0	0	0	0	127
35. TOTALS (a).....	5,831	5,767	0	3,644	0	18,392	19,643	12,918	13,214	1,554	1,123	2,710

DETAILS OF WRITE-INS

3401. Collateral protection.....	0	0	0	0	0	0	0	0	0	0	0	127
3402. Supplemental unemployment.....	0	0	0	0	0	0	0	0	0	0	0	0
3403.	0	0	0	0	0	0	0	0	0	0	0	0
3498. Summary of remaining write-ins for Line 34 from overflow page.....	0	0	0	0	0	0	0	0	0	0	0	0
3499. TOTALS (Lines 3401 thru 3403 plus 3498) (Line 34 above).....	0	0	0	0	0	0	0	0	0	0	0	127

(a) Finance and service charges not included in Lines 1 to 35 \$.....0.

(b) For health business on indicated lines report: Number of persons insured under PPO managed care products.....0 and number of persons insured under indemnity only products.....0.

EXHIBIT OF PREMIUMS AND LOSSES (Statutory Page 14 Data)



NAIC Group Code....84 NAIC Company Code....33723

BUSINESS IN THE STATE OF TENNESSEE DURING THE YEAR

19.TN

Line of Business	Gross Premiums, Including Policy and Membership Fees, Less Return Premiums and Premiums on Policies not Taken		3 Dividends Paid or Credited to Policyholders on Direct Business	4 Direct Unearned Premium Reserves	5 Direct Losses Paid (deducting salvage)	6 Direct Losses Incurred	7 Direct Losses Unpaid	8 Direct Defense and Cost Containment Expense Paid	9 Direct Defense and Cost Containment Expense Incurred	10 Direct Defense and Cost Containment Expense Unpaid	11 Commissions and Brokerage Expenses	12 Taxes, Licenses and Fees
	1 Direct Premiums Written	2 Direct Premiums Earned										
1. Fire.....	0	0	0	0	0	0	0	0	0	0	0	1
2.1 Allied lines.....	0	0	0	0	0	0	0	0	0	0	0	13
2.2 Multiple peril crop.....	0	0	0	0	0	0	0	0	0	0	0	0
2.3 Federal flood.....	0	0	0	0	0	0	0	0	0	0	0	0
3. Farmowners multiple peril.....	0	0	0	0	0	0	0	0	0	0	0	0
4. Homeowners multiple peril.....	0	0	0	0	0	0	0	0	0	0	0	0
5.1 Commercial multiple peril (non-liability portion).....	0	0	0	0	0	0	0	0	0	0	0	10
5.2 Commercial multiple peril (liability portion).....	9,007	8,986	0	1,876	0	3,034	4,118	0	827	1,911	1,740	400
6. Mortgage guaranty.....	0	0	0	0	0	0	0	0	0	0	0	0
8. Ocean marine.....	0	0	0	0	0	0	0	0	0	0	0	0
9. Inland marine.....	19,959	30,985	0	10,077	19,252	18,977	51	0	(33)	43	177	1,010
10. Financial guaranty.....	0	0	0	0	0	0	0	0	0	0	0	0
11. Medical professional liability.....	0	0	0	0	0	0	0	0	0	0	0	0
12. Earthquake.....	0	0	0	0	0	0	0	0	0	0	0	0
13. Group accident and health (b).....	0	0	0	0	0	0	0	0	0	0	0	0
14. Credit A&H (group and individual).....	0	0	0	0	0	0	0	0	0	0	0	0
15.1 Collectively renewable A&H (b).....	0	0	0	0	0	0	0	0	0	0	0	0
15.2 Non-cancelable A&H (b).....	0	0	0	0	0	0	0	0	0	0	0	0
15.3 Guaranteed renewable A&H (b).....	0	0	0	0	0	0	0	0	0	0	0	0
15.4 Non-renewable for stated reasons only (b).....	0	0	0	0	0	0	0	0	0	0	0	0
15.5 Other accident only.....	0	0	0	0	0	0	0	0	0	0	0	0
15.6 Medicare Title XVIII exempt from state taxes or fees.....	0	0	0	0	0	0	0	0	0	0	0	0
15.7 All other A&H (b).....	0	0	0	0	0	0	0	0	0	0	0	0
15.8 Federal employees health benefits program premium (b).....	0	0	0	0	0	0	0	0	0	0	0	0
16. Workers' compensation.....	0	0	0	0	0	0	0	0	0	0	0	9
17.1 Other liability-occurrence.....	0	0	0	0	0	0	35	0	0	0	0	15
17.2 Other liability-claims-made.....	0	930	0	1,463	0	0	0	0	0	0	0	4
17.3 Excess workers' compensation.....	0	0	0	0	0	0	0	0	0	0	0	0
18. Products liability.....	0	0	0	0	0	0	0	0	0	0	0	4
19.1 Private passenger auto no-fault (personal injury protection).....	0	0	0	0	0	0	0	0	0	0	0	0
19.2 Other private passenger auto liability.....	0	0	0	0	0	312	967	0	0	151	0	0
19.3 Commercial auto no-fault (personal injury protection).....	0	0	0	0	0	0	0	0	0	0	0	0
19.4 Other commercial auto liability.....	0	0	0	0	0	0	0	0	0	0	0	20
21.1 Private passenger auto physical damage.....	0	0	0	0	0	0	0	0	0	0	0	0
21.2 Commercial auto physical damage.....	0	0	0	0	0	0	0	0	0	0	0	25
22. Aircraft (all perils).....	0	0	0	0	0	0	0	0	0	0	0	0
23. Fidelity.....	0	0	0	0	0	0	0	0	0	0	0	4
24. Surety.....	0	0	0	0	0	0	0	0	0	0	0	0
26. Burglary and theft.....	0	0	0	0	0	0	0	0	0	0	0	5
27. Boiler and machinery.....	0	0	0	0	0	0	0	0	0	0	0	5
28. Credit.....	0	0	0	0	0	0	0	0	0	0	0	15
30. Warranty.....	0	0	0	0	0	0	0	0	0	0	0	23
34. Aggregate write-ins for other lines of business.....	0	177	0	277	0	1,026	1,026	0	0	0	0	36
35. TOTALS (a).....	28,966	41,077	0	13,694	19,252	23,348	6,198	0	794	2,105	1,918	1,599

DETAILS OF WRITE-INS

3401. Collateral protection.....	0	177	0	277	0	1,026	1,026	0	0	0	0	36
3402. Supplemental unemployment.....	0	0	0	0	0	0	0	0	0	0	0	0
3403.	0	0	0	0	0	0	0	0	0	0	0	0
3498. Summary of remaining write-ins for Line 34 from overflow page.....	0	0	0	0	0	0	0	0	0	0	0	0
3499. TOTALS (Lines 3401 thru 3403 plus 3498) (Line 34 above).....	0	177	0	277	0	1,026	1,026	0	0	0	0	36

(a) Finance and service charges not included in Lines 1 to 35 \$.....0.

(b) For health business on indicated lines report: Number of persons insured under PPO managed care products.....0 and number of persons insured under indemnity only products.....0.

EXHIBIT OF PREMIUMS AND LOSSES (Statutory Page 14 Data)



NAIC Group Code....84 NAIC Company Code....33723

BUSINESS IN THE STATE OF TEXAS DURING THE YEAR

19.TX

Line of Business	Gross Premiums, Including Policy and Membership Fees, Less Return Premiums and Premiums on Policies not Taken		3 Dividends Paid or Credited to Policyholders on Direct Business	4 Direct Unearned Premium Reserves	5 Direct Losses Paid (deducting salvage)	6 Direct Losses Incurred	7 Direct Losses Unpaid	8 Direct Defense and Cost Containment Expense Paid	9 Direct Defense and Cost Containment Expense Incurred	10 Direct Defense and Cost Containment Expense Unpaid	11 Commissions and Brokerage Expenses	12 Taxes, Licenses and Fees
	1 Direct Premiums Written	2 Direct Premiums Earned										
1. Fire.....	0	0	0	0	0	0	0	0	0	0	0	1
2.1 Allied lines.....	0	0	0	0	0	0	0	0	0	0	0	9
2.2 Multiple peril crop.....	0	0	0	0	0	0	0	0	0	0	0	0
2.3 Federal flood.....	0	0	0	0	0	0	0	0	0	0	0	0
3. Farmowners multiple peril.....	0	0	0	0	0	0	0	0	0	0	0	0
4. Homeowners multiple peril.....	0	0	0	0	0	0	0	0	0	0	0	0
5.1 Commercial multiple peril (non-liability portion).....	0	0	0	0	0	0	0	0	0	0	0	8
5.2 Commercial multiple peril (liability portion).....	11,035	10,888	0	4,410	0	4,020	4,619	0	1,474	2,082	2,570	87
6. Mortgage guaranty.....	0	0	0	0	0	0	0	0	0	0	0	0
8. Ocean marine.....	0	0	0	0	0	0	0	0	0	0	0	0
9. Inland marine.....	16,233	14,359	0	4,655	0	0	0	0	0	0	821	207
10. Financial guaranty.....	0	0	0	0	0	0	0	0	0	0	0	0
11. Medical professional liability.....	0	0	0	0	0	0	0	0	0	0	0	0
12. Earthquake.....	0	0	0	0	0	0	0	0	0	0	0	0
13. Group accident and health (b).....	0	0	0	0	0	0	0	0	0	0	0	0
14. Credit A&H (group and individual).....	0	0	0	0	0	0	0	0	0	0	0	0
15.1 Collectively renewable A&H (b).....	0	0	0	0	0	0	0	0	0	0	0	0
15.2 Non-cancelable A&H (b).....	0	0	0	0	0	0	0	0	0	0	0	0
15.3 Guaranteed renewable A&H (b).....	0	0	0	0	0	0	0	0	0	0	0	0
15.4 Non-renewable for stated reasons only (b).....	0	0	0	0	0	0	0	0	0	0	0	0
15.5 Other accident only.....	0	0	0	0	0	0	0	0	0	0	0	0
15.6 Medicare Title XVIII exempt from state taxes or fees.....	0	0	0	0	0	0	0	0	0	0	0	0
15.7 All other A&H (b).....	0	0	0	0	0	0	0	0	0	0	0	0
15.8 Federal employees health benefits program premium (b).....	0	0	0	0	0	0	0	0	0	0	0	0
16. Workers' compensation.....	0	0	0	0	0	0	0	0	0	0	0	6
17.1 Other liability-occurrence.....	0	0	0	0	0	0	0	0	0	0	0	10
17.2 Other liability-claims-made.....	15,458	14,304	0	6,245	0	541,959	601,011	70,648	74,085	3,979	3,774	117
17.3 Excess workers' compensation.....	0	0	0	0	0	0	0	0	0	0	0	0
18. Products liability.....	0	0	0	0	0	0	0	0	0	0	0	3
19.1 Private passenger auto no-fault (personal injury protection).....	0	0	0	0	0	0	28,113	0	0	2,555	0	0
19.2 Other private passenger auto liability.....	0	0	0	0	0	0	2,812	0	0	(44)	0	0
19.3 Commercial auto no-fault (personal injury protection).....	0	0	0	0	0	0	0	0	0	0	0	6
19.4 Other commercial auto liability.....	0	0	0	0	0	0	0	0	0	0	0	13
21.1 Private passenger auto physical damage.....	0	0	0	0	0	0	0	0	0	0	0	0
21.2 Commercial auto physical damage.....	0	0	0	0	0	0	0	0	0	0	0	17
22. Aircraft (all perils).....	0	0	0	0	0	0	0	0	0	0	0	0
23. Fidelity.....	0	0	0	0	0	0	0	0	0	0	0	3
24. Surety.....	0	0	0	0	0	0	0	0	0	0	0	0
26. Burglary and theft.....	0	0	0	0	0	0	0	0	0	0	0	3
27. Boiler and machinery.....	0	0	0	0	0	0	0	0	0	0	0	4
28. Credit.....	0	(22)	0	22	0	0	0	0	0	0	0	9
30. Warranty.....	0	0	0	0	0	0	0	0	0	0	0	17
34. Aggregate write-ins for other lines of business.....	0	(0)	0	0	0	0	0	0	0	0	0	25
35. TOTALS (a).....	42,726	39,528	0	15,333	0	545,979	636,556	70,648	75,559	8,573	7,165	544

DETAILS OF WRITE-INS

3401. Collateral protection.....	0	(0)	0	0	0	0	0	0	0	0	0	25
3402. Supplemental unemployment.....	0	0	0	0	0	0	0	0	0	0	0	0
3403.....	0	0	0	0	0	0	0	0	0	0	0	0
3498. Summary of remaining write-ins for Line 34 from overflow page.....	0	0	0	0	0	0	0	0	0	0	0	0
3499. TOTALS (Lines 3401 thru 3403 plus 3498) (Line 34 above).....	0	(0)	0	0	0	0	0	0	0	0	0	25

(a) Finance and service charges not included in Lines 1 to 35 \$.....0.

(b) For health business on indicated lines report: Number of persons insured under PPO managed care products.....0 and number of persons insured under indemnity only products.....0.

EXHIBIT OF PREMIUMS AND LOSSES (Statutory Page 14 Data)



NAIC Group Code....84 NAIC Company Code....33723

BUSINESS IN THE STATE OF UTAH DURING THE YEAR

Line of Business	Gross Premiums, Including Policy and Membership Fees, Less Return Premiums and Premiums on Policies not Taken		3 Dividends Paid or Credited to Policyholders on Direct Business	4 Direct Unearned Premium Reserves	5 Direct Losses Paid (deducting salvage)	6 Direct Losses Incurred	7 Direct Losses Unpaid	8 Direct Defense and Cost Containment Expense Paid	9 Direct Defense and Cost Containment Expense Incurred	10 Direct Defense and Cost Containment Expense Unpaid	11 Commissions and Brokerage Expenses	12 Taxes, Licenses and Fees
	1 Direct Premiums Written	2 Direct Premiums Earned										
1. Fire.....	0	0	0	0	0	0	0	0	0	0	0	0
2.1 Allied lines.....	0	0	0	0	0	0	0	0	0	0	0	0
2.2 Multiple peril crop.....	0	0	0	0	0	0	0	0	0	0	0	0
2.3 Federal flood.....	0	0	0	0	0	0	0	0	0	0	0	0
3. Farmowners multiple peril.....	0	0	0	0	0	0	0	0	0	0	0	0
4. Homeowners multiple peril.....	0	0	0	0	0	0	0	0	0	0	0	0
5.1 Commercial multiple peril (non-liability portion).....	0	0	0	0	0	0	0	0	0	0	0	0
5.2 Commercial multiple peril (liability portion).....	0	0	0	0	0	0	0	0	0	0	0	0
6. Mortgage guaranty.....	0	0	0	0	0	0	0	0	0	0	0	0
8. Ocean marine.....	0	0	0	0	0	0	0	0	0	0	0	0
9. Inland marine.....	2,276	2,869	0	0	0	0	0	0	0	0	2	(8)
10. Financial guaranty.....	0	0	0	0	0	0	0	0	0	0	0	0
11. Medical professional liability.....	0	0	0	0	0	0	0	0	0	0	0	0
12. Earthquake.....	0	0	0	0	0	0	0	0	0	0	0	0
13. Group accident and health (b).....	0	0	0	0	0	0	0	0	0	0	0	0
14. Credit A&H (group and individual).....	0	0	0	0	0	0	0	0	0	0	0	0
15.1 Collectively renewable A&H (b).....	0	0	0	0	0	0	0	0	0	0	0	0
15.2 Non-cancelable A&H (b).....	0	0	0	0	0	0	0	0	0	0	0	0
15.3 Guaranteed renewable A&H (b).....	0	0	0	0	0	0	0	0	0	0	0	0
15.4 Non-renewable for stated reasons only (b).....	0	0	0	0	0	0	0	0	0	0	0	0
15.5 Other accident only.....	0	0	0	0	0	0	0	0	0	0	0	0
15.6 Medicare Title XVIII exempt from state taxes or fees.....	0	0	0	0	0	0	0	0	0	0	0	0
15.7 All other A&H (b).....	0	0	0	0	0	0	0	0	0	0	0	0
15.8 Federal employees health benefits program premium (b).....	0	0	0	0	0	0	0	0	0	0	0	0
16. Workers' compensation.....	0	0	0	0	0	0	0	0	0	0	0	0
17.1 Other liability-occurrence.....	0	0	0	0	0	0	0	0	0	0	0	0
17.2 Other liability-claims-made.....	0	0	0	0	0	0	0	0	0	0	0	0
17.3 Excess workers' compensation.....	0	0	0	0	0	0	0	0	0	0	0	0
18. Products liability.....	0	0	0	0	0	0	0	0	0	0	0	0
19.1 Private passenger auto no-fault (personal injury protection).....	0	0	0	0	0	0	0	0	0	0	0	0
19.2 Other private passenger auto liability.....	0	0	0	0	0	0	0	0	0	0	0	0
19.3 Commercial auto no-fault (personal injury protection).....	0	0	0	0	0	0	0	0	0	0	0	0
19.4 Other commercial auto liability.....	0	0	0	0	0	0	0	0	0	0	0	0
21.1 Private passenger auto physical damage.....	0	0	0	0	0	0	0	0	0	0	0	0
21.2 Commercial auto physical damage.....	30,405	56,547	0	20,987	0	0	0	0	0	0	33	881
22. Aircraft (all perils).....	0	0	0	0	0	0	0	0	0	0	0	0
23. Fidelity.....	0	0	0	0	0	0	0	0	0	0	0	0
24. Surety.....	0	0	0	0	0	0	0	0	0	0	0	0
26. Burglary and theft.....	0	0	0	0	0	0	0	0	0	0	0	0
27. Boiler and machinery.....	0	0	0	0	0	0	0	0	0	0	0	0
28. Credit.....	0	0	0	0	0	0	0	0	0	0	0	0
30. Warranty.....	0	0	0	0	0	0	0	0	0	0	0	0
34. Aggregate write-ins for other lines of business.....	0	16	0	25	0	0	0	0	0	0	0	0
35. TOTALS (a).....	32,681	59,432	0	21,013	0	0	0	0	0	0	36	873

DETAILS OF WRITE-INS

3401. Collateral protection.....	0	16	0	25	0	0	0	0	0	0	0	0
3402. Supplemental unemployment.....	0	0	0	0	0	0	0	0	0	0	0	0
3403.	0	0	0	0	0	0	0	0	0	0	0	0
3498. Summary of remaining write-ins for Line 34 from overflow page.....	0	0	0	0	0	0	0	0	0	0	0	0
3499. TOTALS (Lines 3401 thru 3403 plus 3498) (Line 34 above).....	0	16	0	25	0	0	0	0	0	0	0	0

(a) Finance and service charges not included in Lines 1 to 35 \$.....0.

(b) For health business on indicated lines report: Number of persons insured under PPO managed care products.....0 and number of persons insured under indemnity only products.....0.

19.UT

EXHIBIT OF PREMIUMS AND LOSSES (Statutory Page 14 Data)



NAIC Group Code....84 NAIC Company Code....33723

BUSINESS IN THE STATE OF VIRGINIA DURING THE YEAR

Line of Business	Gross Premiums, Including Policy and Membership Fees, Less Return Premiums and Premiums on Policies not Taken		3 Dividends Paid or Credited to Policyholders on Direct Business	4 Direct Unearned Premium Reserves	5 Direct Losses Paid (deducting salvage)	6 Direct Losses Incurred	7 Direct Losses Unpaid	8 Direct Defense and Cost Containment Expense Paid	9 Direct Defense and Cost Containment Expense Incurred	10 Direct Defense and Cost Containment Expense Unpaid	11 Commissions and Brokerage Expenses	12 Taxes, Licenses and Fees
	1 Direct Premiums Written	2 Direct Premiums Earned										
1. Fire.....	0	0	0	0	0	0	81	0	0	0	0	1
2.1 Allied lines.....	0	0	0	0	0	0	38	0	0	0	0	34
2.2 Multiple peril crop.....	0	0	0	0	0	0	0	0	0	0	0	0
2.3 Federal flood.....	0	0	0	0	0	0	0	0	0	0	0	0
3. Farmowners multiple peril.....	0	0	0	0	0	0	0	0	0	0	0	0
4. Homeowners multiple peril.....	0	0	0	0	0	0	0	0	0	0	0	0
5.1 Commercial multiple peril (non-liability portion).....	0	0	0	0	0	0	0	0	0	0	0	32
5.2 Commercial multiple peril (liability portion).....	12,515	7,675	0	6,103	0	3,151	4,253	0	1,030	1,998	2,760	1,362
6. Mortgage guaranty.....	0	0	0	0	0	0	0	0	0	0	0	0
8. Ocean marine.....	0	0	0	0	0	0	0	0	0	0	0	0
9. Inland marine.....	1,072	493	0	579	0	0	39	0	0	0	188	95
10. Financial guaranty.....	0	0	0	0	0	0	0	0	0	0	0	0
11. Medical professional liability.....	0	0	0	0	0	0	0	0	0	0	0	0
12. Earthquake.....	0	0	0	0	0	0	0	0	0	0	0	0
13. Group accident and health (b).....	0	0	0	0	0	0	0	0	0	0	0	0
14. Credit A&H (group and individual).....	0	0	0	0	0	0	0	0	0	0	0	0
15.1 Collectively renewable A&H (b).....	0	0	0	0	0	0	0	0	0	0	0	0
15.2 Non-cancelable A&H (b).....	0	0	0	0	0	0	0	0	0	0	0	0
15.3 Guaranteed renewable A&H (b).....	0	0	0	0	0	0	0	0	0	0	0	0
15.4 Non-renewable for stated reasons only (b).....	0	0	0	0	0	0	0	0	0	0	0	0
15.5 Other accident only.....	0	0	0	0	0	0	0	0	0	0	0	0
15.6 Medicare Title XVIII exempt from state taxes or fees.....	0	0	0	0	0	0	0	0	0	0	0	0
15.7 All other A&H (b).....	0	0	0	0	0	0	0	0	0	0	0	0
15.8 Federal employees health benefits program premium (b).....	0	0	0	0	0	0	0	0	0	0	0	0
16. Workers' compensation.....	0	0	0	0	0	0	0	0	0	0	0	31
17.1 Other liability-occurrence.....	0	0	0	0	0	0	24	0	0	0	0	62
17.2 Other liability-claims-made.....	13,926	10,108	0	7,814	0	(5,186)	1,488	0	1,956	2,981	3,197	1,719
17.3 Excess workers' compensation.....	1,298	1,298	0	0	0	(526,118)	40,794	0	(10,879)	0	309	25
18. Products liability.....	0	0	0	0	0	0	0	0	0	0	0	15
19.1 Private passenger auto no-fault (personal injury protection).....	0	0	0	0	0	0	0	0	0	0	0	0
19.2 Other private passenger auto liability.....	0	0	0	0	0	20	89	0	0	15	0	0
19.3 Commercial auto no-fault (personal injury protection).....	0	0	0	0	0	0	0	0	0	0	0	0
19.4 Other commercial auto liability.....	0	0	0	0	0	0	0	0	0	0	0	69
21.1 Private passenger auto physical damage.....	0	0	0	0	0	0	0	0	0	0	0	0
21.2 Commercial auto physical damage.....	0	0	0	0	0	0	0	0	0	0	0	108
22. Aircraft (all perils).....	0	0	0	0	0	0	0	0	0	0	0	0
23. Fidelity.....	0	0	0	0	0	0	0	0	0	0	0	15
24. Surety.....	0	0	0	0	0	0	0	0	0	0	0	0
26. Burglary and theft.....	0	0	0	0	0	0	0	0	0	0	0	15
27. Boiler and machinery.....	0	0	0	0	0	0	0	0	0	0	0	17
28. Credit.....	0	0	0	0	0	0	0	0	0	0	0	51
30. Warranty.....	0	0	0	0	0	0	0	0	0	0	0	42
34. Aggregate write-ins for other lines of business.....	0	0	0	0	0	0	0	0	0	0	0	93
35. TOTALS (a).....	28,811	19,574	0	14,497	0	(528,133)	46,806	0	(7,893)	4,993	6,453	3,785

DETAILS OF WRITE-INS

3401. Collateral protection.....	0	0	0	0	0	0	0	0	0	0	0	93
3402. Supplemental unemployment.....	0	0	0	0	0	0	0	0	0	0	0	0
3403.	0	0	0	0	0	0	0	0	0	0	0	0
3498. Summary of remaining write-ins for Line 34 from overflow page.....	0	0	0	0	0	0	0	0	0	0	0	0
3499. TOTALS (Lines 3401 thru 3403 plus 3498) (Line 34 above).....	0	0	0	0	0	0	0	0	0	0	0	93

(a) Finance and service charges not included in Lines 1 to 35 \$.....0.

(b) For health business on indicated lines report: Number of persons insured under PPO managed care products.....0 and number of persons insured under indemnity only products.....0.

19.VA

EXHIBIT OF PREMIUMS AND LOSSES (Statutory Page 14 Data)



NAIC Group Code....84 NAIC Company Code....33723

BUSINESS IN THE STATE OF WASHINGTON DURING THE YEAR

Line of Business	Gross Premiums, Including Policy and Membership Fees, Less Return Premiums and Premiums on Policies not Taken		3 Dividends Paid or Credited to Policyholders on Direct Business	4 Direct Unearned Premium Reserves	5 Direct Losses Paid (deducting salvage)	6 Direct Losses Incurred	7 Direct Losses Unpaid	8 Direct Defense and Cost Containment Expense Paid	9 Direct Defense and Cost Containment Expense Incurred	10 Direct Defense and Cost Containment Expense Unpaid	11 Commissions and Brokerage Expenses	12 Taxes, Licenses and Fees
	1 Direct Premiums Written	2 Direct Premiums Earned										
1. Fire.....	0	0	0	0	0	0	0	0	0	0	0	0
2.1 Allied lines.....	0	0	0	0	0	0	0	0	0	0	0	21
2.2 Multiple peril crop.....	0	0	0	0	0	0	0	0	0	0	0	0
2.3 Federal flood.....	0	0	0	0	0	0	0	0	0	0	0	0
3. Farmowners multiple peril.....	0	0	0	0	0	0	0	0	0	0	0	0
4. Homeowners multiple peril.....	0	0	0	0	0	0	0	0	0	0	0	0
5.1 Commercial multiple peril (non-liability portion).....	0	0	0	0	0	0	0	0	0	0	0	7
5.2 Commercial multiple peril (liability portion).....	11,415	9,958	0	8,168	0	2,172	2,702	0	701	1,341	2,072	1,310
6. Mortgage guaranty.....	0	0	0	0	0	0	0	0	0	0	0	0
8. Ocean marine.....	0	0	0	0	0	0	0	0	0	0	0	0
9. Inland marine.....	61,205	57,400	0	4,054	4,451	10,451	6,000	0	0	0	5,157	1,548
10. Financial guaranty.....	0	0	0	0	0	0	0	0	0	0	0	0
11. Medical professional liability.....	0	0	0	0	0	0	0	0	0	0	0	0
12. Earthquake.....	0	0	0	0	0	0	0	0	0	0	0	0
13. Group accident and health (b).....	0	0	0	0	0	0	0	0	0	0	0	0
14. Credit A&H (group and individual).....	0	0	0	0	0	0	0	0	0	0	0	0
15.1 Collectively renewable A&H (b).....	0	0	0	0	0	0	0	0	0	0	0	0
15.2 Non-cancelable A&H (b).....	0	0	0	0	0	0	0	0	0	0	0	0
15.3 Guaranteed renewable A&H (b).....	0	0	0	0	0	0	0	0	0	0	0	0
15.4 Non-renewable for stated reasons only (b).....	0	0	0	0	0	0	0	0	0	0	0	0
15.5 Other accident only.....	0	0	0	0	0	0	0	0	0	0	0	0
15.6 Medicare Title XVIII exempt from state taxes or fees.....	0	0	0	0	0	0	0	0	0	0	0	0
15.7 All other A&H (b).....	0	0	0	0	0	0	0	0	0	0	0	0
15.8 Federal employees health benefits program premium (b).....	0	0	0	0	0	0	0	0	0	0	0	0
16. Workers' compensation.....	0	0	0	0	0	0	0	0	0	0	0	7
17.1 Other liability-occurrence.....	0	0	0	0	0	0	0	0	0	0	0	16
17.2 Other liability-claims-made.....	2,434	3,426	0	3,475	0	(1,052)	302	0	420	637	561	191
17.3 Excess workers' compensation.....	0	0	0	0	0	0	0	0	0	0	0	0
18. Products liability.....	0	0	0	0	0	0	0	0	0	0	0	3
19.1 Private passenger auto no-fault (personal injury protection).....	0	0	0	0	0	40	157	0	0	6	0	0
19.2 Other private passenger auto liability.....	0	0	0	0	0	91	307	0	0	46	0	0
19.3 Commercial auto no-fault (personal injury protection).....	0	0	0	0	0	0	0	0	0	0	0	12
19.4 Other commercial auto liability.....	0	0	0	0	0	0	0	0	0	0	0	27
21.1 Private passenger auto physical damage.....	0	0	0	0	0	0	0	0	0	0	0	0
21.2 Commercial auto physical damage.....	0	0	0	0	0	0	0	0	0	0	0	28
22. Aircraft (all perils).....	0	0	0	0	0	0	0	0	0	0	0	0
23. Fidelity.....	0	0	0	0	0	0	0	0	0	0	0	6
24. Surety.....	0	0	0	0	0	0	0	0	0	0	0	0
26. Burglary and theft.....	0	0	0	0	0	0	0	0	0	0	0	3
27. Boiler and machinery.....	0	0	0	0	0	0	0	0	0	0	0	4
28. Credit.....	0	0	0	0	0	0	0	0	0	0	0	36
30. Warranty.....	0	0	0	0	0	0	0	0	0	0	0	41
34. Aggregate write-ins for other lines of business.....	0	374	0	539	0	597	597	0	0	0	0	136
35. TOTALS (a).....	75,054	71,157	0	16,236	4,451	12,299	10,065	0	1,121	2,031	7,789	3,397

DETAILS OF WRITE-INS

3401. Collateral protection.....	0	374	0	539	0	597	597	0	0	0	0	136
3402. Supplemental unemployment.....	0	0	0	0	0	0	0	0	0	0	0	0
3403.	0	0	0	0	0	0	0	0	0	0	0	0
3498. Summary of remaining write-ins for Line 34 from overflow page.....	0	0	0	0	0	0	0	0	0	0	0	0
3499. TOTALS (Lines 3401 thru 3403 plus 3498) (Line 34 above).....	0	374	0	539	0	597	597	0	0	0	0	136

(a) Finance and service charges not included in Lines 1 to 35 \$.....0.

(b) For health business on indicated lines report: Number of persons insured under PPO managed care products.....0 and number of persons insured under indemnity only products.....0.

19.WA

EXHIBIT OF PREMIUMS AND LOSSES (Statutory Page 14 Data)



NAIC Group Code....84 NAIC Company Code....33723

BUSINESS IN THE STATE OF WISCONSIN DURING THE YEAR

19.WI

Line of Business	Gross Premiums, Including Policy and Membership Fees, Less Return Premiums and Premiums on Policies not Taken		3 Dividends Paid or Credited to Policyholders on Direct Business	4 Direct Unearned Premium Reserves	5 Direct Losses Paid (deducting salvage)	6 Direct Losses Incurred	7 Direct Losses Unpaid	8 Direct Defense and Cost Containment Expense Paid	9 Direct Defense and Cost Containment Expense Incurred	10 Direct Defense and Cost Containment Expense Unpaid	11 Commissions and Brokerage Expenses	12 Taxes, Licenses and Fees
	1 Direct Premiums Written	2 Direct Premiums Earned										
1. Fire.....	0	0	0	0	0	0	0	0	0	0	0	2
2.1 Allied lines.....	0	0	0	0	0	0	0	0	0	0	0	68
2.2 Multiple peril crop.....	0	0	0	0	0	0	0	0	0	0	0	0
2.3 Federal flood.....	0	0	0	0	0	0	0	0	0	0	0	0
3. Farmowners multiple peril.....	0	0	0	0	0	0	0	0	0	0	0	0
4. Homeowners multiple peril.....	0	0	0	0	0	0	0	0	0	0	0	0
5.1 Commercial multiple peril (non-liability portion).....	0	0	0	0	0	0	0	0	0	0	0	0
5.2 Commercial multiple peril (liability portion).....	0	0	0	0	0	0	0	0	0	0	0	0
6. Mortgage guaranty.....	0	0	0	0	0	0	0	0	0	0	0	0
8. Ocean marine.....	0	0	0	0	0	0	0	0	0	0	0	0
9. Inland marine.....	750	750	0	0	0	0	0	0	0	0	8	533
10. Financial guaranty.....	0	0	0	0	0	0	0	0	0	0	0	0
11. Medical professional liability.....	0	0	0	0	0	0	0	0	0	0	0	0
12. Earthquake.....	0	0	0	0	0	0	0	0	0	0	0	0
13. Group accident and health (b).....	0	0	0	0	0	0	0	0	0	0	0	0
14. Credit A&H (group and individual).....	0	0	0	0	0	0	0	0	0	0	0	0
15.1 Collectively renewable A&H (b).....	0	0	0	0	0	0	0	0	0	0	0	0
15.2 Non-cancelable A&H (b).....	0	0	0	0	0	0	0	0	0	0	0	0
15.3 Guaranteed renewable A&H (b).....	0	0	0	0	0	0	0	0	0	0	0	0
15.4 Non-renewable for stated reasons only (b).....	0	0	0	0	0	0	0	0	0	0	0	0
15.5 Other accident only.....	0	0	0	0	0	0	0	0	0	0	0	0
15.6 Medicare Title XVIII exempt from state taxes or fees.....	0	0	0	0	0	0	0	0	0	0	0	0
15.7 All other A&H (b).....	0	0	0	0	0	0	0	0	0	0	0	0
15.8 Federal employees health benefits program premium (b).....	0	0	0	0	0	0	0	0	0	0	0	0
16. Workers' compensation.....	0	0	0	0	0	0	0	0	0	0	0	6
17.1 Other liability-occurrence.....	0	0	0	0	0	0	0	0	0	0	0	47
17.2 Other liability-claims-made.....	0	4,240	0	313	0	615	1,968	0	761	1,483	81	316
17.3 Excess workers' compensation.....	0	0	0	0	0	0	0	0	0	0	0	0
18. Products liability.....	0	0	0	0	0	0	0	0	0	0	0	2
19.1 Private passenger auto no-fault (personal injury protection).....	0	0	0	0	0	0	0	0	0	0	0	0
19.2 Other private passenger auto liability.....	0	0	0	0	0	0	3,813	0	0	456	0	0
19.3 Commercial auto no-fault (personal injury protection).....	0	0	0	0	0	0	0	0	0	0	0	0
19.4 Other commercial auto liability.....	0	0	0	0	0	0	0	0	0	0	0	28
21.1 Private passenger auto physical damage.....	0	0	0	0	0	0	0	0	0	0	0	0
21.2 Commercial auto physical damage.....	0	0	0	1,921	0	0	0	0	0	0	0	75
22. Aircraft (all perils).....	0	0	0	0	0	0	0	0	0	0	0	0
23. Fidelity.....	0	0	0	0	0	0	0	0	0	0	0	2
24. Surety.....	0	0	0	0	0	0	0	0	0	0	0	0
26. Burglary and theft.....	0	0	0	0	0	0	0	0	0	0	0	2
27. Boiler and machinery.....	0	0	0	0	0	0	0	0	0	0	0	0
28. Credit.....	0	0	0	0	0	0	0	0	0	0	0	74
30. Warranty.....	0	0	0	0	0	0	0	0	0	0	0	97
34. Aggregate write-ins for other lines of business.....	0	260	0	386	0	414	414	0	0	0	0	156
35. TOTALS (a).....	750	5,250	0	2,619	0	1,029	6,195	0	761	1,939	89	1,408

DETAILS OF WRITE-INS

3401. Collateral protection.....	0	260	0	386	0	414	414	0	0	0	0	156
3402. Supplemental unemployment.....	0	0	0	0	0	0	0	0	0	0	0	0
3403.	0	0	0	0	0	0	0	0	0	0	0	0
3498. Summary of remaining write-ins for Line 34 from overflow page.....	0	0	0	0	0	0	0	0	0	0	0	0
3499. TOTALS (Lines 3401 thru 3403 plus 3498) (Line 34 above).....	0	260	0	386	0	414	414	0	0	0	0	156

(a) Finance and service charges not included in Lines 1 to 35 \$.....0.

(b) For health business on indicated lines report: Number of persons insured under PPO managed care products.....0 and number of persons insured under indemnity only products.....0.

EXHIBIT OF PREMIUMS AND LOSSES (Statutory Page 14 Data)



NAIC Group Code....84 NAIC Company Code...33723

BUSINESS IN THE STATE OF WEST VIRGINIA DURING THE YEAR

19.WV

Line of Business	Gross Premiums, Including Policy and Membership Fees, Less Return Premiums and Premiums on Policies not Taken		3 Dividends Paid or Credited to Policyholders on Direct Business	4 Direct Unearned Premium Reserves	5 Direct Losses Paid (deducting salvage)	6 Direct Losses Incurred	7 Direct Losses Unpaid	8 Direct Defense and Cost Containment Expense Paid	9 Direct Defense and Cost Containment Expense Incurred	10 Direct Defense and Cost Containment Expense Unpaid	11 Commissions and Brokerage Expenses	12 Taxes, Licenses and Fees
	1 Direct Premiums Written	2 Direct Premiums Earned										
1. Fire.....	0	0	0	0	0	0	0	0	0	0	0	22
2.1 Allied lines.....	0	0	0	0	0	0	0	0	0	0	0	83
2.2 Multiple peril crop.....	0	0	0	0	0	0	0	0	0	0	0	0
2.3 Federal flood.....	0	0	0	0	0	0	0	0	0	0	0	0
3. Farmowners multiple peril.....	0	0	0	0	0	0	0	0	0	0	0	2
4. Homeowners multiple peril.....	0	0	0	0	0	0	0	0	0	0	0	1
5.1 Commercial multiple peril (non-liability portion).....	0	0	0	0	0	0	0	0	0	0	0	100
5.2 Commercial multiple peril (liability portion).....	0	0	0	0	0	0	0	0	0	0	0	77
6. Mortgage guaranty.....	0	0	0	0	0	0	0	0	0	0	0	0
8. Ocean marine.....	0	0	0	0	0	0	0	0	0	0	0	3
9. Inland marine.....	0	0	0	0	0	0	0	0	0	0	0	166
10. Financial guaranty.....	0	0	0	0	0	0	0	0	0	0	0	0
11. Medical professional liability.....	0	0	0	0	0	0	0	0	0	0	0	0
12. Earthquake.....	0	0	0	0	0	0	0	0	0	0	0	12
13. Group accident and health (b).....	0	0	0	0	0	0	0	0	0	0	0	0
14. Credit A&H (group and individual).....	0	0	0	0	0	0	0	0	0	0	0	0
15.1 Collectively renewable A&H (b).....	0	0	0	0	0	0	0	0	0	0	0	0
15.2 Non-cancelable A&H (b).....	0	0	0	0	0	0	0	0	0	0	0	0
15.3 Guaranteed renewable A&H (b).....	0	0	0	0	0	0	0	0	0	0	0	0
15.4 Non-renewable for stated reasons only (b).....	0	0	0	0	0	0	0	0	0	0	0	0
15.5 Other accident only.....	0	0	0	0	0	0	0	0	0	0	0	0
15.6 Medicare Title XVIII exempt from state taxes or fees.....	0	0	0	0	0	0	0	0	0	0	0	0
15.7 All other A&H (b).....	0	0	0	0	0	0	0	0	0	0	0	0
15.8 Federal employees health benefits program premium (b).....	0	0	0	0	0	0	0	0	0	0	0	0
16. Workers' compensation.....	0	0	0	0	0	0	0	0	0	0	0	79
17.1 Other liability-occurrence.....	0	0	0	0	0	0	0	0	0	0	0	146
17.2 Other liability-claims-made.....	0	0	0	0	0	0	0	0	0	0	0	34
17.3 Excess workers' compensation.....	0	0	0	0	0	0	0	0	0	0	0	1
18. Products liability.....	0	0	0	0	0	0	0	0	0	0	0	45
19.1 Private passenger auto no-fault (personal injury protection).....	0	0	0	0	0	0	0	0	0	0	0	0
19.2 Other private passenger auto liability.....	0	0	0	0	0	0	1,462	0	0	345	0	3
19.3 Commercial auto no-fault (personal injury protection).....	0	0	0	0	0	0	0	0	0	0	0	0
19.4 Other commercial auto liability.....	0	0	0	0	0	0	0	0	0	0	0	162
21.1 Private passenger auto physical damage.....	0	0	0	0	0	0	0	0	0	0	0	1
21.2 Commercial auto physical damage.....	0	0	0	0	0	0	0	0	0	0	0	245
22. Aircraft (all perils).....	0	0	0	0	0	0	0	0	0	0	0	0
23. Fidelity.....	0	0	0	0	0	0	0	0	0	0	0	0
24. Surety.....	0	0	0	0	0	0	0	0	0	0	0	18
26. Burglary and theft.....	0	0	0	0	0	0	0	0	0	0	0	56
27. Boiler and machinery.....	0	0	0	0	0	0	0	0	0	0	0	61
28. Credit.....	0	0	0	0	0	0	0	0	0	0	0	395
30. Warranty.....	0	0	0	0	0	0	0	0	0	0	0	78
34. Aggregate write-ins for other lines of business.....	0	19	0	24	0	264	264	0	0	0	0	140
35. TOTALS (a).....	0	19	0	24	0	264	1,727	0	0	345	0	1,930

DETAILS OF WRITE-INS

3401. Collateral protection.....	0	19	0	24	0	264	264	0	0	0	0	140
3402. Supplemental unemployment.....	0	0	0	0	0	0	0	0	0	0	0	0
3403.	0	0	0	0	0	0	0	0	0	0	0	0
3498. Summary of remaining write-ins for Line 34 from overflow page.....	0	0	0	0	0	0	0	0	0	0	0	0
3499. TOTALS (Lines 3401 thru 3403 plus 3498) (Line 34 above).....	0	19	0	24	0	264	264	0	0	0	0	140

(a) Finance and service charges not included in Lines 1 to 35 \$.....0.

(b) For health business on indicated lines report: Number of persons insured under PPO managed care products.....0 and number of persons insured under indemnity only products.....0.

EXHIBIT OF PREMIUMS AND LOSSES (Statutory Page 14 Data)



NAIC Group Code....84 NAIC Company Code....33723

BUSINESS IN THE STATE OF WYOMING DURING THE YEAR

Line of Business	Gross Premiums, Including Policy and Membership Fees, Less Return Premiums and Premiums on Policies not Taken		3 Dividends Paid or Credited to Policyholders on Direct Business	4 Direct Unearned Premium Reserves	5 Direct Losses Paid (deducting salvage)	6 Direct Losses Incurred	7 Direct Losses Unpaid	8 Direct Defense and Cost Containment Expense Paid	9 Direct Defense and Cost Containment Expense Incurred	10 Direct Defense and Cost Containment Expense Unpaid	11 Commissions and Brokerage Expenses	12 Taxes, Licenses and Fees
	1 Direct Premiums Written	2 Direct Premiums Earned										
1. Fire.....	0	0	0	0	0	0	0	0	0	0	0	3
2.1 Allied lines.....	0	0	0	0	0	0	0	0	0	0	0	32
2.2 Multiple peril crop.....	0	0	0	0	0	0	0	0	0	0	0	0
2.3 Federal flood.....	0	0	0	0	0	0	0	0	0	0	0	0
3. Farmowners multiple peril.....	0	0	0	0	0	0	0	0	0	0	0	0
4. Homeowners multiple peril.....	0	0	0	0	0	0	0	0	0	0	0	0
5.1 Commercial multiple peril (non-liability portion).....	0	0	0	0	0	0	0	0	0	0	0	29
5.2 Commercial multiple peril (liability portion).....	2,631	2,533	0	987	0	312	1,042	0	91	206	395	529
6. Mortgage guaranty.....	0	0	0	0	0	0	0	0	0	0	0	0
8. Ocean marine.....	0	0	0	0	0	0	0	0	0	0	0	0
9. Inland marine.....	0	0	0	0	0	0	0	0	0	0	0	66
10. Financial guaranty.....	0	0	0	0	0	0	0	0	0	0	0	0
11. Medical professional liability.....	0	0	0	0	0	0	0	0	0	0	0	0
12. Earthquake.....	0	0	0	0	0	0	0	0	0	0	0	1
13. Group accident and health (b).....	0	0	0	0	0	0	0	0	0	0	0	0
14. Credit A&H (group and individual).....	0	0	0	0	0	0	0	0	0	0	0	0
15.1 Collectively renewable A&H (b).....	0	0	0	0	0	0	0	0	0	0	0	0
15.2 Non-cancelable A&H (b).....	0	0	0	0	0	0	0	0	0	0	0	0
15.3 Guaranteed renewable A&H (b).....	0	0	0	0	0	0	0	0	0	0	0	0
15.4 Non-renewable for stated reasons only (b).....	0	0	0	0	0	0	0	0	0	0	0	0
15.5 Other accident only.....	0	0	0	0	0	0	0	0	0	0	0	0
15.6 Medicare Title XVIII exempt from state taxes or fees.....	0	0	0	0	0	0	0	0	0	0	0	0
15.7 All other A&H (b).....	0	0	0	0	0	0	0	0	0	0	0	0
15.8 Federal employees health benefits program premium (b).....	0	0	0	0	0	0	0	0	0	0	0	0
16. Workers' compensation.....	0	0	0	0	0	0	0	0	0	0	0	0
17.1 Other liability-occurrence.....	0	0	0	0	0	0	0	0	0	0	0	47
17.2 Other liability-claims-made.....	0	0	0	0	0	0	0	0	0	0	0	21
17.3 Excess workers' compensation.....	0	0	0	0	0	0	0	0	0	0	0	0
18. Products liability.....	0	0	0	0	0	0	0	0	0	0	0	14
19.1 Private passenger auto no-fault (personal injury protection).....	0	0	0	0	0	0	0	0	0	0	0	0
19.2 Other private passenger auto liability.....	0	0	0	0	0	0	0	0	0	0	0	0
19.3 Commercial auto no-fault (personal injury protection).....	0	0	0	0	0	0	0	0	0	0	0	0
19.4 Other commercial auto liability.....	0	0	0	0	0	0	0	0	0	0	0	64
21.1 Private passenger auto physical damage.....	0	0	0	0	0	0	0	0	0	0	0	0
21.2 Commercial auto physical damage.....	0	0	0	0	0	0	0	0	0	0	0	90
22. Aircraft (all perils).....	0	0	0	0	0	0	0	0	0	0	0	0
23. Fidelity.....	0	0	0	0	0	0	0	0	0	0	0	15
24. Surety.....	0	0	0	0	0	0	0	0	0	0	0	0
26. Burglary and theft.....	0	0	0	0	0	0	0	0	0	0	0	15
27. Boiler and machinery.....	0	0	0	0	0	0	0	0	0	0	0	15
28. Credit.....	0	0	0	0	0	0	0	0	0	0	0	49
30. Warranty.....	0	0	0	0	0	0	0	0	0	0	0	32
34. Aggregate write-ins for other lines of business.....	0	121	0	110	0	182	182	0	0	0	0	80
35. TOTALS (a).....	2,631	2,654	0	1,097	0	494	1,225	0	91	206	395	1,101

DETAILS OF WRITE-INS

3401. Collateral protection.....	0	121	0	110	0	182	182	0	0	0	0	80
3402. Supplemental unemployment.....	0	0	0	0	0	0	0	0	0	0	0	0
3403.	0	0	0	0	0	0	0	0	0	0	0	0
3498. Summary of remaining write-ins for Line 34 from overflow page.....	0	0	0	0	0	0	0	0	0	0	0	0
3499. TOTALS (Lines 3401 thru 3403 plus 3498) (Line 34 above).....	0	121	0	110	0	182	182	0	0	0	0	80

(a) Finance and service charges not included in Lines 1 to 35 \$.....0.

(b) For health business on indicated lines report: Number of persons insured under PPO managed care products.....0 and number of persons insured under indemnity only products.....0.

19.WY

SCHEDULE F - PART 1

Assumed Reinsurance as of December 31, Current Year (000 Omitted)

1 Federal ID Number	2 NAIC Company Code	3 Name of Reinsured	4 Domiciliary Jurisdiction	5 Assumed Premium	Reinsurance On			9 Contingent Commissions Payable	10 Assumed Premiums Receivable	11 Unearned Premium	12 Funds Held by or Deposited With Reinsured Companies	13 Letters of Credit Posted	14 Amount of Assets Pledged or Compensating Balances to Secure Letters of Credit	15 Amount of Assets Pledged or Collateral Held in Trust
					6 Paid Losses and Loss Adjustment Expenses	7 Known Case Losses and LAE	8 Cols. 6 + 7							
Pools and Associations - Mandatory Pools:														
AA-9991226..	00000.....	Virginia Property Insurance Association.....	VA.....00000000000
AA-9991227..	00000.....	Washington Fair Plan.....	WA.....00000000000
0699999	Pools and Associations - Mandatory Pools.....		00000000000
0899999	Total Pools and Associations.....		00000000000
9999999	Totals.....		00000000000

SCHEDULE F - PART 2

Premium Portfolio Reinsurance Effected or (Canceled) during Current Year

1 Federal ID Number	2 NAIC Company Code	3 Name of Company	4 Date of Contract	5 Original Premium	6 Reinsurance Premium
------------------------------	------------------------------	--------------------------	---------------------------	---------------------------	------------------------------

NONE

SCHEDULE F - PART 3

Ceded Reinsurance as of December 31, Current Year (000 Omitted)

1 Federal ID Number	2 NAIC Company Code	3 Name of Reinsurer	4 Domiciliary Jurisdiction	5 Reinsurance Contracts Ceding 75% or More of Direct Premiums Written	6 Reinsurance Premiums Ceded	Reinsurance Recoverable on										Reinsurance Payable		18 Net Amount Recoverable From Reinsurers Col. 15-[16+17]	19 Funds Held By Company Under Reinsurance Treaties
						7 Paid Losses	8 Paid LAE	9 Known Case Loss Reserves	10 Known Case LAE Reserves	11 IBNR Loss Reserves	12 IBNR LAE Reserves	13 Unearned Premiums	14 Contingent Commissions	15 Cols. 7 thru 14 Totals	16 Ceded Balances Payable	17 Other Amounts Due to Reinsurers			
Authorized Affiliates-U.S. Intercompany Pooling																			
31-0501234	16691....	Great American Insurance Company.....	OH.....	3,415009,5117371,1881341,56614413,2800013,2800	
0199999	Total Authorized Affiliates - U.S. Intercompany Pooling.....			3,415009,5117371,1881341,56614413,2800013,2800	
0499999	Total Authorized Affiliates.....			3,415009,5117371,1881341,56614413,2800013,2800	
0999999	Total Authorized.....			3,415009,5117371,1881341,56614413,2800013,2800	
2899999	Total Authorized, Unauthorized and Certified.....			3,415009,5117371,1881341,56614413,2800013,2800	
9999999	Totals.....			3,415009,5117371,1881341,56614413,2800013,2800	

Note A: Report the five largest provisional commission rates included in the cedant's reinsurance treaties. The commission rate to be reported is by contract with ceded premium in excess of \$50,000.

1 Name of Reinsurer	2 Commission Rate	3 Ceded Premium
(1) N/A See Note 26 to Financial Statements.....0.00
(2)0.00
(3)0.00
(4)0.00
(5)0.00

Note B: Report the five largest reinsurance recoverables reported in Column 15, due from any one reinsurer (based on the total recoverables, Line 9999999, Column 15), the amount of ceded premium, and indicate whether the recoverables are due from an affiliated insurer.

1 Name of Reinsurer	2 Total Recoverables	3 Ceded Premiums	4 Affiliated	
(1) Great American Insurance Company.....13,2803,415	Yes <input checked="" type="checkbox"/>	No <input type="checkbox"/>
(2)00	Yes <input type="checkbox"/>	No <input type="checkbox"/>
(3)00	Yes <input type="checkbox"/>	No <input type="checkbox"/>
(4)00	Yes <input type="checkbox"/>	No <input type="checkbox"/>
(5)00	Yes <input type="checkbox"/>	No <input type="checkbox"/>

**Sch. F-Pt. 4
NONE**

**Sch. F-Pt. 5
NONE**

**Sch. F-Pt. 6-Section 1
NONE**

**Sch. F-Pt. 6-Section 1 (continued)
NONE**

**Sch. F-Pt. 6-Section 2
NONE**

**Sch. F-Pt. 7
NONE**

**Sch. F-Pt. 8
NONE**

SCHEDULE F - PART 9

Restatement of Balance Sheet to Identify Net Credit for Reinsurance

	1 As Reported (Net of Ceded)	2 Restatement Adjustments	3 Restated (Gross of Ceded)
ASSETS (Page 2, Col. 3)			
1. Cash and invested assets (Line 12).....	22,341,983	0	22,341,983
2. Premiums and considerations (Line 15).....	0	0	0
3. Reinsurance recoverable on loss and loss adjustment expense payments (Line 16.1).....	0	0	0
4. Funds held by or deposited with reinsured companies (Line 16.2).....	0	0	0
5. Other assets.....	205,274	0	205,274
6. Net amount recoverable from reinsurers.....	0	13,280,114	13,280,114
7. Protected cell assets (Line 27).....	0	0	0
8. Totals (Line 28).....	22,547,257	13,280,114	35,827,371
LIABILITIES (Page 3)			
9. Losses and loss adjustment expenses (Lines 1 through 3).....	0	11,570,019	11,570,019
10. Taxes, expenses, and other obligations (Lines 4 through 8).....	7,782	144,339	152,121
11. Unearned premiums (Line 9).....	0	1,565,756	1,565,756
12. Advance premiums (Line 10).....	0	0	0
13. Dividends declared and unpaid (Line 11.1 and 11.2).....	0	0	0
14. Ceded reinsurance premiums payable (net of ceding commissions) (Line 12).....	0	0	0
15. Funds held by company under reinsurance treaties (Line 13).....	0	0	0
16. Amounts withheld or retained by company for account of others (Line 14).....	0	0	0
17. Provision for reinsurance (Line 16).....	0	0	0
18. Other liabilities.....	1,339,136	0	1,339,136
19. Total liabilities excluding protected cell business (Line 26).....	1,346,918	13,280,114	14,627,032
20. Protected cell liabilities (Line 27).....	0	0	0
21. Surplus as regards policyholders (Line 37).....	21,200,339	XXX	21,200,339
22. Totals (Line 38).....	22,547,257	13,280,114	35,827,371

NOTE: Is the restatement of this exhibit the result of grossing up balances ceded to affiliates under 100 percent reinsurance or pooling arrangements?..Yes [X] No []

If yes, give full explanation:

See Note 26 to the Financial Statements.

**Sch. H-Pt. 1
NONE**

**Sch. H-Pt. 2
NONE**

**Sch. H-Pt. 3
NONE**

**Sch. H-Pt. 4
NONE**

**Sch. H-Pt. 5
NONE**

**Sch. P-Pt. 1A
NONE**

**Sch. P-Pt. 1B
NONE**

**Sch. P-Pt. 1C
NONE**

**Sch. P-Pt. 1D
NONE**

**Sch. P-Pt. 1E
NONE**

**Sch. P-Pt. 1F-Sn. 1
NONE**

**Sch. P-Pt. 1F-Sn. 2
NONE**

**Sch. P-Pt. 1G
NONE**

**Sch. P-Pt. 1H-Sn. 1
NONE**

**Sch. P-Pt. 1H-Sn. 2
NONE**

**Sch. P-Pt. 1I
NONE**

**Sch. P-Pt. 1J
NONE**

**Sch. P-Pt. 1K
NONE**

**Sch. P-Pt. 1L
NONE**

**Sch. P-Pt. 1M
NONE**

**Sch. P-Pt. 1N
NONE**

**Sch. P-Pt. 1O
NONE**

**Sch. P-Pt. 1P
NONE**

**Sch. P-Pt. 1R-Sn. 1
NONE**

**Sch. P-Pt. 1R-Sn. 2
NONE**

**Sch. P-Pt. 1S
NONE**

**Sch. P-Pt. 1T
NONE**

**Sch. P-Pt. 2A
NONE**

**Sch. P-Pt. 2B
NONE**

**Sch. P-Pt. 2C
NONE**

**Sch. P-Pt. 2D
NONE**

**Sch. P-Pt. 2E
NONE**

**Sch. P-Pt. 2F-Sn. 1
NONE**

**Sch. P-Pt. 2F-Sn. 2
NONE**

**Sch. P-Pt. 2G
NONE**

**Sch. P-Pt. 2H-Sn. 1
NONE**

**Sch. P-Pt. 2H-Sn. 2
NONE**

**Sch. P-Pt. 2I
NONE**

**Sch. P-Pt. 2J
NONE**

**Sch. P-Pt. 2K
NONE**

**Sch. P-Pt. 2L
NONE**

**Sch. P-Pt. 2M
NONE**

**Sch. P-Pt. 2N
NONE**

**Sch. P-Pt. 2O
NONE**

**Sch. P-Pt. 2P
NONE**

Sch. P-Pt. 2R-Sn. 1

NONE

Sch. P-Pt. 2R-Sn. 2

NONE

Sch. P-Pt. 2S

NONE

Sch. P-Pt. 2T

NONE

Sch. P-Pt. 3A

NONE

Sch. P-Pt. 3B

NONE

Sch. P-Pt. 3C

NONE

Sch. P-Pt. 3D

NONE

Sch. P-Pt. 3E

NONE

Sch. P-Pt. 3F-Sn. 1

NONE

Sch. P-Pt. 3F-Sn. 2

NONE

Sch. P-Pt. 3G

NONE

Sch. P-Pt. 3H-Sn. 1

NONE

Sch. P-Pt. 3H-Sn. 2

NONE

Sch. P-Pt. 3I

NONE

Sch. P-Pt. 3J

NONE

Sch. P-Pt. 3K

NONE

Sch. P-Pt. 3L

NONE

Sch. P-Pt. 3M

NONE

**Sch. P-Pt. 3N
NONE**

**Sch. P-Pt. 3O
NONE**

**Sch. P-Pt. 3P
NONE**

**Sch. P-Pt. 3R-Sn. 1
NONE**

**Sch. P-Pt. 3R-Sn. 2
NONE**

**Sch. P-Pt. 3S
NONE**

**Sch. P-Pt. 3T
NONE**

**Sch. P-Pt. 4A
NONE**

**Sch. P-Pt. 4B
NONE**

**Sch. P-Pt. 4C
NONE**

**Sch. P-Pt. 4D
NONE**

**Sch. P-Pt. 4E
NONE**

**Sch. P-Pt. 4F-Sn. 1
NONE**

**Sch. P-Pt. 4F-Sn. 2
NONE**

**Sch. P-Pt. 4G
NONE**

**Sch. P-Pt. 4H-Sn. 1
NONE**

**Sch. P-Pt. 4H-Sn. 2
NONE**

**Sch. P-Pt. 4I
NONE**

**Sch. P-Pt. 4J
NONE**

**Sch. P-Pt. 4K
NONE**

**Sch. P-Pt. 4L
NONE**

**Sch. P-Pt. 4M
NONE**

**Sch. P-Pt. 4N
NONE**

**Sch. P-Pt. 4O
NONE**

**Sch. P-Pt. 4P
NONE**

**Sch. P-Pt. 4R-Sn. 1
NONE**

**Sch. P-Pt. 4R-Sn. 2
NONE**

**Sch. P-Pt. 4S
NONE**

**Sch. P-Pt. 4T
NONE**

**Sch. P-Pt. 5A-Sn. 1
NONE**

**Sch. P-Pt. 5A-Sn. 2
NONE**

**Sch. P-Pt. 5A-Sn. 3
NONE**

**Sch. P-Pt. 5B-Sn. 1
NONE**

**Sch. P-Pt. 5B-Sn. 2
NONE**

**Sch. P-Pt. 5B-Sn. 3
NONE**

**Sch. P-Pt. 5C-Sn. 1
NONE**

**Sch. P-Pt. 5C-Sn. 2
NONE**

**Sch. P-Pt. 5C-Sn. 3
NONE**

**Sch. P-Pt. 5D-Sn. 1
NONE**

**Sch. P-Pt. 5D-Sn. 2
NONE**

**Sch. P-Pt. 5D-Sn. 3
NONE**

**Sch. P-Pt. 5E-Sn. 1
NONE**

**Sch. P-Pt. 5E-Sn. 2
NONE**

**Sch. P-Pt. 5E-Sn. 3
NONE**

**Sch. P-Pt. 5F-Sn. 1A
NONE**

**Sch. P-Pt. 5F-Sn. 2A
NONE**

**Sch. P-Pt. 5F-Sn. 3A
NONE**

**Sch. P-Pt. 5F-Sn. 1B
NONE**

**Sch. P-Pt. 5F-Sn. 2B
NONE**

**Sch. P-Pt. 5F-Sn. 3B
NONE**

**Sch. P-Pt. 5H-Sn. 1A
NONE**

**Sch. P-Pt. 5H-Sn. 2A
NONE**

**Sch. P-Pt. 5H-Sn. 3A
NONE**

Sch. P-Pt. 5H-Sn. 1B

NONE

Sch. P-Pt. 5H-Sn. 2B

NONE

Sch. P-Pt. 5H-Sn. 3B

NONE

Sch. P-Pt. 5R-Sn. 1A

NONE

Sch. P-Pt. 5R-Sn. 2A

NONE

Sch. P-Pt. 5R-Sn. 3A

NONE

Sch. P-Pt. 5R-Sn. 1B

NONE

Sch. P-Pt. 5R-Sn. 2B

NONE

Sch. P-Pt. 5R-Sn. 3B

NONE

Sch. P-Pt. 5T-Sn. 1

NONE

Sch. P-Pt. 5T-Sn. 2

NONE

Sch. P-Pt. 5T-Sn. 3

NONE

Sch. P-Pt. 6C-Sn. 1

NONE

Sch. P-Pt. 6C-Sn. 2

NONE

Sch. P-Pt. 6D-Sn. 1

NONE

Sch. P-Pt. 6D-Sn. 2

NONE

Sch. P-Pt. 6E-Sn. 1

NONE

Sch. P-Pt. 6E-Sn. 2

NONE

Sch. P-Pt. 6H-Sn. 1A

NONE

Sch. P-Pt. 6H-Sn. 2A

NONE

Sch. P-Pt. 6H-Sn. 1B

NONE

Sch. P-Pt. 6H-Sn. 2B

NONE

Sch. P-Pt. 6M-Sn. 1

NONE

Sch. P-Pt. 6M-Sn. 2

NONE

Sch. P-Pt. 6N-Sn. 1

NONE

Sch. P-Pt. 6N-Sn. 2

NONE

Sch. P-Pt. 6O-Sn. 1

NONE

Sch. P-Pt. 6O-Sn. 2

NONE

Sch. P-Pt. 6R-Sn. 1A

NONE

Sch. P-Pt. 6R-Sn. 2A

NONE

Sch. P-Pt. 6R-Sn. 1B

NONE

Sch. P-Pt. 6R-Sn. 2B

NONE

Sch. P-Pt. 7A-Sn. 1

NONE

Sch. P-Pt. 7A-Sn. 2

NONE

Sch. P-Pt. 7A-Sn. 3

NONE

Sch. P-Pt. 7A-Sn. 4

NONE

Sch. P-Pt. 7A-Sn. 5

NONE

Sch. P-Pt. 7B-Sn. 1

NONE

Sch. P-Pt. 7B-Sn. 2

NONE

Sch. P-Pt. 7B-Sn. 3

NONE

SCHEDULE P - PART 7B - REINSURANCE LOSS SENSITIVE CONTRACTS (continued)

SECTION 4

Years in Which Policies Were Issued	Net Earned Premiums Reported At Year End (\$000 Omitted)									
	1 2003	2 2004	3 2005	4 2006	5 2007	6 2008	7 2009	8 2010	9 2011	10 2012
1. Prior.....	0	0	0	0	0	0	0	0	0	0
2. 2003.....	0	0	0	0	0	0	0	0	0	0
3. 2004.....	.XXX	0	0	0	0	0	0	0	0	0
4. 2005.....	.XXX	.XXX	0	0	0	0	0	0	0	0
5. 2006.....	.XXX	.XXX	.XXX	0	0	0	0	0	0	0
6. 2007.....	.XXX	.XXX	.XXX	.XXX	0	0	0	0	0	0
7. 2008.....	.XXX	.XXX	.XXX	.XXX	.XXX	0	0	0	0	0
8. 2009.....	.XXX	.XXX	.XXX	.XXX	.XXX	.XXX	0	0	0	0
9. 2010.....	.XXX	.XXX	.XXX	.XXX	.XXX	.XXX	.XXX	0	0	0
10. 2011.....	.XXX	.XXX	.XXX	.XXX	.XXX	.XXX	.XXX	.XXX	0	0
11. 2012.....	.XXX	.XXX	.XXX	.XXX	.XXX	.XXX	.XXX	.XXX	.XXX	0

SECTION 5

Years in Which Policies Were Issued	Net Reserve For Premium Adjustments And Accrued Retrospective Premiums At Year End (\$000 Omitted)									
	1 2003	2 2004	3 2005	4 2006	5 2007	6 2008	7 2009	8 2010	9 2011	10 2012
1. Prior.....	0	0	0	0	0	0	0	0	0	0
2. 2003.....	0	0	0	0	0	0	0	0	0	0
3. 2004.....	.XXX	0	0	0	0	0	0	0	0	0
4. 2005.....	.XXX	.XXX	0	0	0	0	0	0	0	0
5. 2006.....	.XXX	.XXX	.XXX	0	0	0	0	0	0	0
6. 2007.....	.XXX	.XXX	.XXX	.XXX	0	0	0	0	0	0
7. 2008.....	.XXX	.XXX	.XXX	.XXX	.XXX	0	0	0	0	0
8. 2009.....	.XXX	.XXX	.XXX	.XXX	.XXX	.XXX	0	0	0	0
9. 2010.....	.XXX	.XXX	.XXX	.XXX	.XXX	.XXX	.XXX	0	0	0
10. 2011.....	.XXX	.XXX	.XXX	.XXX	.XXX	.XXX	.XXX	.XXX	0	0
11. 2012.....	.XXX	.XXX	.XXX	.XXX	.XXX	.XXX	.XXX	.XXX	.XXX	0

SECTION 6

Years in Which Policies Were Issued	Incurred Adjustable Commissions Reported At Year End (\$000 Omitted)									
	1 2003	2 2004	3 2005	4 2006	5 2007	6 2008	7 2009	8 2010	9 2011	10 2012
1. Prior.....	0	0	0	0	0	0	0	0	0	0
2. 2003.....	0	0	0	0	0	0	0	0	0	0
3. 2004.....	.XXX	0	0	0	0	0	0	0	0	0
4. 2005.....	.XXX	.XXX	0	0	0	0	0	0	0	0
5. 2006.....	.XXX	.XXX	.XXX	0	0	0	0	0	0	0
6. 2007.....	.XXX	.XXX	.XXX	.XXX	0	0	0	0	0	0
7. 2008.....	.XXX	.XXX	.XXX	.XXX	.XXX	0	0	0	0	0
8. 2009.....	.XXX	.XXX	.XXX	.XXX	.XXX	.XXX	0	0	0	0
9. 2010.....	.XXX	.XXX	.XXX	.XXX	.XXX	.XXX	.XXX	0	0	0
10. 2011.....	.XXX	.XXX	.XXX	.XXX	.XXX	.XXX	.XXX	.XXX	0	0
11. 2012.....	.XXX	.XXX	.XXX	.XXX	.XXX	.XXX	.XXX	.XXX	.XXX	0

SECTION 7

Years in Which Policies Were Issued	Reserves For Commission Adjustments At Year End (\$000 Omitted)									
	1 2003	2 2004	3 2005	4 2006	5 2007	6 2008	7 2009	8 2010	9 2011	10 2012
1. Prior.....	0	0	0	0	0	0	0	0	0	0
2. 2003.....	0	0	0	0	0	0	0	0	0	0
3. 2004.....	.XXX	0	0	0	0	0	0	0	0	0
4. 2005.....	.XXX	.XXX	0	0	0	0	0	0	0	0
5. 2006.....	.XXX	.XXX	.XXX	0	0	0	0	0	0	0
6. 2007.....	.XXX	.XXX	.XXX	.XXX	0	0	0	0	0	0
7. 2008.....	.XXX	.XXX	.XXX	.XXX	.XXX	0	0	0	0	0
8. 2009.....	.XXX	.XXX	.XXX	.XXX	.XXX	.XXX	0	0	0	0
9. 2010.....	.XXX	.XXX	.XXX	.XXX	.XXX	.XXX	.XXX	0	0	0
10. 2011.....	.XXX	.XXX	.XXX	.XXX	.XXX	.XXX	.XXX	.XXX	0	0
11. 2012.....	.XXX	.XXX	.XXX	.XXX	.XXX	.XXX	.XXX	.XXX	.XXX	0

GREAT AMERICAN SPIRIT INSURANCE COMPANY

SCHEDULE P INTERROGATORIES

1. The following questions relate to yet-to-be-issued Extended Reporting Endorsements (EREs) arising from Death, Disability, or Retirement (DDR) provisions in Medical Professional Liability Claims-Made insurance policies. EREs provided for reasons other than DDR are not be included.
- 1.1 Does the company issue Medical Professional Liability Claims-Made insurance policies that provide tail (also known as an extended reporting endorsement, or "ERE") benefits in the event of Death, Disability, or Retirement (DDR) at a reduced charge or at no additional cost? Yes [] No [X]
 If the answer to question 1.1 is "no", leave the following questions blank. If the answer to question 1.1 is "yes", please answer the following questions.
- 1.2 What is the total amount of the reserve for that provision (DDR reserve), as reported, explicitly or not, elsewhere in this statement (in dollars)? \$.....0
- 1.3 Does the company report any DDR reserve as Unearned Premium Reserve per SSAP #65? Yes [] No [X]
- 1.4 Does the company report any DDR reserve as loss or loss adjustment expense reserve? Yes [] No [X]
- 1.5 If the company reports DDR reserve as Unearned Premium Reserve, does that amount match the figure on the Underwriting and Investment Exhibit, Part 1A - Recapitulation of all Premiums (Page 7) Column 2, Lines 11.1 plus 11.2? Yes [] No [] N/A[X]
- 1.6 If the company reports DDR reserve as loss or loss adjustment expense reserve, please complete the following table corresponding to where these reserves are reported in Schedule P:

Years in Which Premiums Were Earned and Losses Were Incurred		DDR Reserve Included in Schedule P, Part 1F, Medical Professional Liability Column 24: Total Net Losses and Expenses Unpaid	
		1 Section 1: Occurrence	2 Section 2: Claims-Made
1.601	Prior.....	0	0
1.602	2003.....	0	0
1.603	2004.....	0	0
1.604	2005.....	0	0
1.605	2006.....	0	0
1.606	2007.....	0	0
1.607	2008.....	0	0
1.608	2009.....	0	0
1.609	2010.....	0	0
1.610	2011.....	0	0
1.611	2012.....	0	0
1.612	Totals.....	0	0

2. The definition of allocated loss adjustment expenses (ALAE) and, therefore, unallocated loss adjustment expenses (ULAE) was changed effective January 1, 1998. This change in definition applies to both paid and unpaid expenses. Are these expenses (now reported as "Defense and Cost Containment" and "Adjusting and Other") reported in compliance with these definitions in this statement? Yes [X] No []
3. The Adjusting and Other expense payments and reserves should be allocated to the years in which the losses were incurred based on the number of claims reported, closed and outstanding in those years. When allocating Adjusting and Other expense between companies in a group or a pool, the Adjusting and Other expense should be allocated in the same percentage used for the loss amounts and the claim counts. For reinsurers, Adjusting and Other expense assumed should be reported according to the reinsurance contract. For Adjusting and Other expense incurred by reinsurers, or in those situations where suitable claim count information is not available, Adjusting and Other expense should be allocated by a reasonable method determined by the company and described in Interrogatory 7, below. Are they so reported in this statement? Yes [X] No []
4. Do any lines in Schedule P include reserves that are reported gross of any discount to present value of future payments, and that are reported net of such discounts on Page 10? Yes [] No [X]

If yes, proper disclosure must be made in the Notes to Financial Statements, as specified in the Instructions. Also, the discounts must be reported in Schedule P - Part 1, Columns 32 and 33.

Schedule P must be completed gross of non-tabular discounting. Work papers relating to discount calculations must be available for examination upon request.

Discounting is allowed only if expressly permitted by the state insurance department to which this Annual Statement is being filed.

5. What were the net premiums in force at the end of the year for: (in thousands of dollars)
- 5.1 Fidelity \$.....0
- 5.2 Surety \$.....0
6. Claim count information is reported per claim or per claimant. (Indicate which).
 If not the same in all years, explain in Interrogatory 7. _____
- 7.1 The information provided in Schedule P will be used by many persons to estimate the adequacy of the current loss and expense reserves, among other things. Are there any especially significant events, coverage, retention or accounting changes that have occurred that must be considered when making such analyses? Yes [X] No []
- 7.2 An extended statement may be attached.
This Company participates in a pooling agreement. (See Note 26).

SCHEDULE T - PART 2

INTERSTATE COMPACT - EXHIBIT OF PREMIUMS WRITTEN

Allocated by States and Territories

States, Etc.	Direct Business Only					
	1 Life (Group and Individual)	2 Annuities (Group and Individual)	3 Disability Income (Group and Individual)	4 Long-Term Care (Group and Individual)	5 Deposit-Type Contracts	6 Totals
1. Alabama.....AL	0	0	0	0	0	0
2. Alaska.....AK	0	0	0	0	0	0
3. Arizona.....AZ	0	0	0	0	0	0
4. Arkansas.....AR	0	0	0	0	0	0
5. California.....CA	0	0	0	0	0	0
6. Colorado.....CO	0	0	0	0	0	0
7. Connecticut.....CT	0	0	0	0	0	0
8. Delaware.....DE	0	0	0	0	0	0
9. District of Columbia.....DC	0	0	0	0	0	0
10. Florida.....FL	0	0	0	0	0	0
11. Georgia.....GA	0	0	0	0	0	0
12. Hawaii.....HI	0	0	0	0	0	0
13. Idaho.....ID	0	0	0	0	0	0
14. Illinois.....IL	0	0	0	0	0	0
15. Indiana.....IN	0	0	0	0	0	0
16. Iowa.....IA	0	0	0	0	0	0
17. Kansas.....KS	0	0	0	0	0	0
18. Kentucky.....KY	0	0	0	0	0	0
19. Louisiana.....LA	0	0	0	0	0	0
20. Maine.....ME	0	0	0	0	0	0
21. Maryland.....MD	0	0	0	0	0	0
22. Massachusetts.....MA	0	0	0	0	0	0
23. Michigan.....MI	0	0	0	0	0	0
24. Minnesota.....MN	0	0	0	0	0	0
25. Mississippi.....MS	0	0	0	0	0	0
26. Missouri.....MO	0	0	0	0	0	0
27. Montana.....MT	0	0	0	0	0	0
28. Nebraska.....NE	0	0	0	0	0	0
29. Nevada.....NV	0	0	0	0	0	0
30. New Hampshire.....NH	0	0	0	0	0	0
31. New Jersey.....NJ	0	0	0	0	0	0
32. New Mexico.....NM	0	0	0	0	0	0
33. New York.....NY	0	0	0	0	0	0
34. North Carolina.....NC	0	0	0	0	0	0
35. North Dakota.....ND	0	0	0	0	0	0
36. Ohio.....OH	0	0	0	0	0	0
37. Oklahoma.....OK	0	0	0	0	0	0
38. Oregon.....OR	0	0	0	0	0	0
39. Pennsylvania.....PA	0	0	0	0	0	0
40. Rhode Island.....RI	0	0	0	0	0	0
41. South Carolina.....SC	0	0	0	0	0	0
42. South Dakota.....SD	0	0	0	0	0	0
43. Tennessee.....TN	0	0	0	0	0	0
44. Texas.....TX	0	0	0	0	0	0
45. Utah.....UT	0	0	0	0	0	0
46. Vermont.....VT	0	0	0	0	0	0
47. Virginia.....VA	0	0	0	0	0	0
48. Washington.....WA	0	0	0	0	0	0
49. West Virginia.....WV	0	0	0	0	0	0
50. Wisconsin.....WI	0	0	0	0	0	0
51. Wyoming.....WY	0	0	0	0	0	0
52. American Samoa.....AS	0	0	0	0	0	0
53. Guam.....GU	0	0	0	0	0	0
54. Puerto Rico.....PR	0	0	0	0	0	0
55. US Virgin Islands.....VI	0	0	0	0	0	0
56. Northern Mariana Islands.....MP	0	0	0	0	0	0
57. Canada.....CAN	0	0	0	0	0	0
58. Aggregate Other Alien.....OT	0	0	0	0	0	0
59. Totals.....	0	0	0	0	0	0

NONE

SCHEDULE Y

PART 1A - DETAIL OF INSURANCE HOLDING COMPANY SYSTEM

1 Group Code	2 Group Name	3 NAIC Company Code	4 Federal ID Number	5 Federal RSSD	6 CIK	7 Name of Securities Exchange if Publicly Traded (U.S. or International)	8 Names of Parent, Subsidiaries or Affiliates	9 Domiciliary Location	10 Relationship to Reporting Entity	11 Directly Controlled by (Name of Entity/Person)	12 Type of Control (Ownership Board, Management Attorney-in-Fact, Influence, Other)	13 If Control is Ownership Provide Percentage	14 Ultimate Controlling Entity(ies)/Person(s)	15 *
Members														
0.....		0.....	31-1544320	0.....	0000944707	NYSE.....	American Financial Group, Inc.....	OH.....	UIP.....		Ownership.....0.000		0.....
0.....		0.....	31-6549738	0.....	0.....		American Financial Capital Trust II.....	DE.....	NIA.....	American Financial Group, Inc.....	Ownership.....	...100.000	American Financial Group, Inc.....	0.....
0.....		0.....	16-6543606	0.....	0.....		American Financial Capital Trust III.....	DE.....	NIA.....	American Financial Group, Inc.....	Ownership.....	...100.000	American Financial Group, Inc.....	0.....
0.....		0.....	16-6543609	0.....	0.....		American Financial Capital Trust IV.....	DE.....	NIA.....	American Financial Group, Inc.....	Ownership.....	...100.000	American Financial Group, Inc.....	0.....
0.....		0.....	31-0996797	0.....	0.....		American Financial Enterprises, Inc.....	CT.....	NIA.....	American Financial Group, Inc.....	Ownership.....	...100.000	American Financial Group, Inc.....	0.....
0.....		0.....	31-0828578	0.....	0.....		American Money Management Corporation.....	OH.....	NIA.....	American Financial Group, Inc.....	Ownership.....	...100.000	American Financial Group, Inc.....	0.....
0.....		0.....	27-1577326	0.....	0.....		American Real Estate Capital Company, LLC.....	OH.....	NIA.....	American Money Management Corporation.....	Ownership.....	...80.000	American Financial Group, Inc.....	0.....
0.....		0.....	27-2829629	0.....	0.....		MidMarket Capital Partners, LLC.....	DE.....	NIA.....	American Money Management Corporation.....	Ownership.....	...65.000	American Financial Group, Inc.....	0.....
0.....		0.....	41-2112001	0.....	0.....		APU Holding Company.....	OH.....	NIA.....	American Financial Group, Inc.....	Ownership.....	...100.000	American Financial Group, Inc.....	0.....
0.....		0.....	23-6000765	0.....	0.....		American Premier Underwriters, Inc.....	PA.....	NIA.....	APU Holding Company.....	Ownership.....	...100.000	American Financial Group, Inc.....	0.....
0.....		0.....	23-6297584	0.....	0.....		The Associates of the Jersey Company.....	NJ.....	NIA.....	American Premier Underwriters, Inc.....	Ownership.....	...100.000	American Financial Group, Inc.....	0.....
0.....		0.....	37-1094159	0.....	0.....		Cal Coal, Inc.....	IL.....	NIA.....	American Premier Underwriters, Inc.....	Ownership.....	...100.000	American Financial Group, Inc.....	0.....
0.....		0.....	95-2802826	0.....	0.....		Great Southwest Corporation.....	DE.....	NIA.....	American Premier Underwriters, Inc.....	Ownership.....	...100.000	American Financial Group, Inc.....	0.....
0.....		0.....	35-6001691	0.....	0.....		The Indianapolis Union Railway Company.....	IN.....	NIA.....	American Premier Underwriters, Inc.....	Ownership.....	...100.000	American Financial Group, Inc.....	0.....
0.....		0.....	13-6400464	0.....	0.....		Lehigh Valley Railroad Company.....	PA.....	NIA.....	American Premier Underwriters, Inc.....	Ownership.....	...100.000	American Financial Group, Inc.....	0.....
0.....		0.....	46-1665396	0.....	0.....		Pennsylvania Lehigh Oil & Gas Holdings LLC.....	PA.....	NIA.....	Lehigh Valley Railroad Company.....	Ownership.....	...100.000	American Financial Group, Inc.....	0.....
0.....		0.....	20-1548213	0.....	0.....		Magnolia Alabama Holdings, Inc.....	DE.....	NIA.....	American Premier Underwriters, Inc.....	Ownership.....	...100.000	American Financial Group, Inc.....	0.....
0.....		0.....	20-1574094	0.....	0.....		Magnolia Alabama Holdings LLC.....	AL.....	NIA.....	Magnolia Alabama Holdings, Inc.....	Ownership.....	...100.000	American Financial Group, Inc.....	0.....
0.....		0.....	46-1852532	0.....	0.....		Michigan Oil & Gas Holdings, LLC.....	MI.....	NIA.....	American Premier Underwriters, Inc.....	Ownership.....	...100.000	American Financial Group, Inc.....	0.....
0.....		0.....	46-1480078	0.....	0.....		Ohio Oil & Gas Holdings, LLC.....	OH.....	NIA.....	American Premier Underwriters, Inc.....	Ownership.....	...100.000	American Financial Group, Inc.....	0.....
0.....		0.....	13-6021353	0.....	0.....		The Owasco River Railway, Inc.....	NY.....	NIA.....	American Premier Underwriters, Inc.....	Ownership.....	...100.000	American Financial Group, Inc.....	0.....
0.....		0.....	31-1236926	0.....	0.....		PCC Real Estate, Inc.....	NY.....	NIA.....	American Premier Underwriters, Inc.....	Ownership.....	...100.000	American Financial Group, Inc.....	0.....
0.....		0.....	76-0080537	0.....	0.....		PCC Technical Industries, Inc.....	DE.....	NIA.....	American Premier Underwriters, Inc.....	Ownership.....	...100.000	American Financial Group, Inc.....	0.....
0.....		0.....	31-1388401	0.....	0.....		PCC Maryland Realty Corp.....	MD.....	NIA.....	PCC Technical Industries, Inc.....	Ownership.....	...100.000	American Financial Group, Inc.....	0.....
0.....		0.....	06-1209709	0.....	0.....		Penn Central Energy Management Company.....	DE.....	NIA.....	American Premier Underwriters, Inc.....	Ownership.....	...100.000	American Financial Group, Inc.....	0.....
0.....		0.....	23-1537928	0.....	0.....		Penn Towers, Inc.....	PA.....	NIA.....	American Premier Underwriters, Inc.....	Ownership.....	...100.000	American Financial Group, Inc.....	0.....
0.....		0.....	23-6000766	0.....	0.....		Pennsylvania-Reading Seashore Lines.....	NJ.....	NIA.....	American Premier Underwriters, Inc.....	Ownership.....	...66.670	American Financial Group, Inc.....	0.....
0.....		0.....	23-6207599	0.....	0.....		Pittsburgh and Cross Creek Railroad Company.....	PA.....	NIA.....	American Premier Underwriters, Inc.....	Ownership.....	...83.000	American Financial Group, Inc.....	0.....
0.....		0.....	23-1707450	0.....	0.....		Terminal Realty Penn Co.....	DC.....	NIA.....	American Premier Underwriters, Inc.....	Ownership.....	...100.000	American Financial Group, Inc.....	0.....
0.....		0.....	23-1675796	0.....	0.....		Waynesburg Southern Railroad Company.....	PA.....	NIA.....	American Premier Underwriters, Inc.....	Ownership.....	...100.000	American Financial Group, Inc.....	0.....
0.....		0.....	0.....	0.....	0.....		GAI Insurance Company, Ltd.....	BMU.....	IA.....	APU Holding Company.....	Ownership.....	...100.000	American Financial Group, Inc.....	0.....
0.....		0.....	31-1446308	0.....	0.....		Hangar Acquisition Corp.....	OH.....	NIA.....	APU Holding Company.....	Ownership.....	...100.000	American Financial Group, Inc.....	0.....
0.....		0.....	0.....	0.....	0.....		Lease & Loan Insurance Services Limited.....	GBR.....	NIA.....	APU Holding Company.....	Ownership.....	...100.000	American Financial Group, Inc.....	0.....
0.....		0.....	91-1242743	0.....	0.....		Premier Lease & Loan Services Insurance Agency, Inc.....	WA.....	NIA.....	APU Holding Company.....	Ownership.....	...100.000	American Financial Group, Inc.....	0.....
0.....		0.....	91-1508644	0.....	0.....		Premier Lease & Loan Services of Canada, Inc.....	WA.....	NIA.....	APU Holding Company.....	Ownership.....	...100.000	American Financial Group, Inc.....	0.....
0084.....	American Financial Group, Inc.....	22179.....	95-2801326	0.....	0.....		Republic Indemnity Company of America.....	CA.....	IA.....	APU Holding Company.....	Ownership.....	...100.000	American Financial Group, Inc.....	0.....

SCHEDULE Y

PART 1A - DETAIL OF INSURANCE HOLDING COMPANY SYSTEM

1	2	3	4	5	6	7	8	9	10	11	12	13	14	15
Group Code	Group Name	NAIC Company Code	Federal ID Number	Federal RSSD	CIK	Name of Securities Exchange if Publicly Traded (U.S. or International)	Names of Parent, Subsidiaries or Affiliates	Domiciliary Location	Relationship to Reporting Entity	Directly Controlled by (Name of Entity/Person)	Type of Control (Ownership Board, Management Attorney-in-Fact, Influence, Other)	If Control is Ownership Provide Percentage	Ultimate Controlling Entity(ies)/Person(s)	*
0084	American Financial Group, Inc.	43753	31-1054123	0	0		Republic Indemnity Company of California	CA	IA	Republic Indemnity Company of America	Ownership	100.000	American Financial Group, Inc.	0
0		0	31-1262960	0	0		Risico Management Corporation	DE	NIA	APU Holding Company	Ownership	100.000	American Financial Group, Inc.	0
0		0	31-0823725	0	0		Dixie Terminal Corporation	OH	NIA	American Financial Group, Inc.	Ownership	100.000	American Financial Group, Inc.	0
0		0	31-1733037	0	0		Flextech Holding Co., Inc.	OH	NIA	American Financial Group, Inc.	Ownership	100.000	American Financial Group, Inc.	0
0		0	98-0606803	0	0		GAI Holding Bermuda Ltd	BMU	NIA	American Financial Group, Inc.	Ownership	100.000	American Financial Group, Inc.	0
0		0	98-0556144	0	0		GAI Indemnity, Ltd.	GBR	IA	GAI Holding Bermuda Ltd.	Ownership	100.000	American Financial Group, Inc.	0
0		0	0	0	0		Marketform Group Limited	GBR	NIA	GAI Holding Bermuda Ltd.	Ownership	100.000	American Financial Group, Inc.	0
0		0	0	0	0		Marketform Holdings Limited	GBR	NIA	Marketform Group Limited	Ownership	100.000	American Financial Group, Inc.	0
0		0	0	0	0		Caduceus Underwriting Limited	GBR	IA	Marketform Holdings Limited	Ownership	100.000	American Financial Group, Inc.	0
0		0	98-0412245	0	0		Lavenham Underwriting Limited	GBR	IA	Marketform Holdings Limited	Ownership	100.000	American Financial Group, Inc.	0
0		0	0	0	0		Marketform Limited	GBR	NIA	Marketform Holdings Limited	Ownership	100.000	American Financial Group, Inc.	0
0		0	0	0	0		Gabinete Marketform SL	ESP	NIA	Marketform Limited	Ownership	100.000	American Financial Group, Inc.	0
0		0	0	0	0		Marketform Australia Pty Limited	AUS	NIA	Marketform Limited	Ownership	100.000	American Financial Group, Inc.	0
0		0	0	0	0		Studio Marketform SRL	ITA	NIA	Marketform Limited	Ownership	100.000	American Financial Group, Inc.	0
0		0	0	0	0		Marketform Management Services Limited	GBR	NIA	Marketform Holdings Limited	Ownership	100.000	American Financial Group, Inc.	0
0		0	0	0	0		Marketform Managing Agency Limited	GBR	NIA	Marketform Holdings Limited	Ownership	100.000	American Financial Group, Inc.	0
0		0	98-0431601	0	0		Sampford Underwriting Limited	GBR	IA	Marketform Holdings Limited	Ownership	100.000	American Financial Group, Inc.	0
0		0	0	0	0		Marketform Trust Company Limited	GBR	NIA	Marketform Group Limited	Ownership	100.000	American Financial Group, Inc.	0
0		0	06-1356481	0	0		Great American Financial Resources, Inc.	DE	NIA	American Financial Group, Inc.	Ownership	100.000	American Financial Group, Inc.	1
0		0	31-1475936	0	0		AAG Holding Company, Inc.	OH	NIA	Great American Financial Resources, Inc.	Ownership	100.000	American Financial Group, Inc.	0
0		0	58-646032	0	0		Great American Financial Statutory Trust IV	CT	NIA	AAG Holding Company, Inc.	Ownership	100.000	American Financial Group, Inc.	0
0084	American Financial Group, Inc.	63312	13-1935920	0	0		Great American Life Insurance Company	OH	IA	AAG Holding Company, Inc.	Ownership	100.000	American Financial Group, Inc.	0
0		0	45-2969767	0	0		Aerielle IP Holdings, LLC	OH	NIA	Great American Life Insurance Company	Ownership	62.500	American Financial Group, Inc.	2
0		0	26-4391696	0	0		Aerielle, LLC	DE	NIA	Great American Life Insurance Company	Ownership	62.500	American Financial Group, Inc.	2
0084	American Financial Group, Inc.	93661	31-1021738	0	0		Annuity Investors Life Insurance Company	OH	IA	Great American Life Insurance Company	Ownership	100.000	American Financial Group, Inc.	0
0		0	27-4078277	0	0		Bay Bridge Marina Hemingway's Restaurant, LLC	MD	NIA	Great American Life Insurance Company	Ownership	85.000	American Financial Group, Inc.	0
0		0	27-0513333	0	0		Bay Bridge Marina Management, LLC	MD	NIA	Great American Life Insurance Company	Ownership	85.000	American Financial Group, Inc.	0
0		0	20-1246122	0	0		Brothers Management, LLC	FL	NIA	Great American Life Insurance Company	Ownership	99.000	American Financial Group, Inc.	0
0		0	45-3988240	0	0		FT Liquidation, LLC	OH	NIA	Great American Life Insurance Company	Ownership	100.000	American Financial Group, Inc.	0
0		0	20-4604276	0	0		GALIC - Bay Bridge Marina, LLC	MD	NIA	Great American Life Insurance Company	Ownership	100.000	American Financial Group, Inc.	0
0		0	45-5565693	0	0		GALIC-Sorrento, LLC	FL	NIA	Great American Life Insurance Company	Ownership	65.000	American Financial Group, Inc.	2
0		0	45-3829557	0	0		GALIC - Stoneleigh, LLC	FL	NIA	Great American Life Insurance Company	Ownership	100.000	American Financial Group, Inc.	0
0		0	31-1391777	0	0		GALIC Brothers, Inc.	OH	NIA	Great American Life Insurance Company	Ownership	80.000	American Financial Group, Inc.	0
0		0	45-1144095	0	0		GALIC Pointe, LLC	FL	NIA	Great American Life Insurance Company	Ownership	65.000	American Financial Group, Inc.	2
0		0	26-3260520	0	0		Manhattan National Holding Corporation	OH	NIA	Great American Life Insurance Company	Ownership	100.000	American Financial Group, Inc.	0
0084	American Financial Group, Inc.	67083	45-0252531	0	0		Manhattan National Life Insurance Company	IL	IA	Manhattan National Holding Corporation	Ownership	100.000	American Financial Group, Inc.	0
0		0	52-2179330	0	0		Skipjack Marina Corp	MD	NIA	Great American Life Insurance Company	Ownership	100.000	American Financial Group, Inc.	0

98.1

SCHEDULE Y

PART 1A - DETAIL OF INSURANCE HOLDING COMPANY SYSTEM

1	2	3	4	5	6	7	8	9	10	11	12	13	14	15
Group Code	Group Name	NAIC Company Code	Federal ID Number	Federal RSSD	CIK	Name of Securities Exchange if Publicly Traded (U.S. or International)	Names of Parent, Subsidiaries or Affiliates	Domiciliary Location	Relationship to Reporting Entity	Directly Controlled by (Name of Entity/Person)	Type of Control (Ownership Board, Management Attorney-in-Fact, Influence, Other)	If Control is Ownership Provide Percentage	Ultimate Controlling Entity(ies)/Person(s)	*
0		0	74-2180806	0	0		United Teacher Associates, Ltd.	TX	NIA	AAG Holding Company, Inc.	Ownership	100.000	American Financial Group, Inc.	1
0084	American Financial Group, Inc.	63479	58-0869673	0	0		United Teacher Associates Insurance Company	TX	IA	United Teacher Associates, Ltd.	Ownership	100.000	American Financial Group, Inc.	0
0		0	31-1422717	0	0		AAG Insurance Agency, Inc.	KY	NIA	Great American Financial Resources, Inc.	Ownership	100.000	American Financial Group, Inc.	0
0		0	34-1017531	0	0		Ceres Group, Inc.	DE	NIA	Great American Financial Resources, Inc.	Ownership	100.000	American Financial Group, Inc.	0
0		0	34-1880408	0	0		Ceres Administrators, L.L.C.	DE	NIA	Ceres Group, Inc.	Ownership	100.000	American Financial Group, Inc.	0
0		0	34-1947043	0	0		Ceres Sales, LLC	DE	NIA	Ceres Group, Inc.	Ownership	100.000	American Financial Group, Inc.	0
0		0	34-1920479	0	0		HealthMark Sales, LLC	DE	NIA	Ceres Sales, LLC	Ownership	100.000	American Financial Group, Inc.	0
0		0	47-0717079	0	0		Continental General Corporation	NE	NIA	Ceres Group, Inc.	Ownership	100.000	American Financial Group, Inc.	0
0084	American Financial Group, Inc.	71404	47-0463747	0	0		Continental General Insurance Company	OH	IA	Continental General Corporation	Ownership	100.000	American Financial Group, Inc.	0
0		0	47-0562685	0	0		Continental Print & Photo Co.	NE	NIA	Continental General Corporation	Ownership	100.000	American Financial Group, Inc.	0
0		0	34-1947042	0	0		QQAgency of Texas, Inc.	TX	NIA	Ceres Group, Inc.	Ownership	100.000	American Financial Group, Inc.	0
0		0	31-1395344	0	0		Great American Advisors, Inc.	OH	NIA	Great American Financial Resources, Inc.	Ownership	100.000	American Financial Group, Inc.	0
0		0	42-1575938	0	0		Great American Holding, Inc.	OH	NIA	American Financial Group, Inc.	Ownership	100.000	American Financial Group, Inc.	0
0		0	27-3062314	0	0		Agricultural Services, LLC	OH	NIA	Great American Holding, Inc.	Ownership	100.000	American Financial Group, Inc.	0
0		0	45-4110027	0	0		Unites States Commodities Producers LLC	MT	NIA	Agricultural Services, LLC	Ownership	75.000	American Financial Group, Inc.	0
0084	American Financial Group, Inc.	14084	27-4395897	0	0		Livestock Market Enhancement Risk Retention Group	NV	IA	Unites States Commodities Producers LLC	Ownership	1.000	American Financial Group, Inc.	2
0		0	27-2354685	0	0		United States Livestock Producers, LLC	NV	NIA	Agricultural Services, LLC	Ownership	75.000	American Financial Group, Inc.	0
0084	American Financial Group, Inc.	14084	27-4395897	0	0		Livestock Market Enhancement Risk Retention Group	NV	IA	United States Livestock Producers, LLC	Ownership	99.000	American Financial Group, Inc.	2
0084	American Financial Group, Inc.	35351	31-0912199	0	0		American Empire Surplus Lines Insurance Company	DE	IA	Great American Holding, Inc.	Ownership	100.000	American Financial Group, Inc.	0
0084	American Financial Group, Inc.	37990	31-0973761	0	0		American Empire Insurance Company	OH	IA	American Empire Surplus Lines Insurance Company	Ownership	100.000	American Financial Group, Inc.	0
0		0	59-1671722	0	0		American Empire Underwriters, Inc.	TX	NIA	American Empire Insurance Company	Ownership	100.000	American Financial Group, Inc.	0
0		0		0	0		GAI Australia Pty Ltd.	AUS	NIA	Great American Holding, Inc.	Ownership	100.000	American Financial Group, Inc.	0
0		0		0	0		Great American International Insurance Limited	IRL	IA	Great American Holding, Inc.	Ownership	100.000	American Financial Group, Inc.	0
0084	American Financial Group, Inc.	23418	73-0556513	0	0		Mid-Continent Casualty Company	OH	IA	Great American Holding, Inc.	Ownership	100.000	American Financial Group, Inc.	0
0084	American Financial Group, Inc.	15380	73-1406844	0	0		Mid-Continent Assurance Company	OH	IA	Mid-Continent Casualty Company	Ownership	100.000	American Financial Group, Inc.	0
0084	American Financial Group, Inc.	13794	38-3803661	0	0		Mid-Continent Excess and Surplus Insurance Company	DE	IA	Mid-Continent Casualty Company	Ownership	100.000	American Financial Group, Inc.	0
0		0	30-0571535	0	0		Mid-Continent Specialty Insurance Services, Inc.	OK	NIA	Mid-Continent Casualty Company	Ownership	100.000	American Financial Group, Inc.	0
0084	American Financial Group, Inc.	23426	73-0773259	0	0		Oklahoma Surety Company	OH	IA	Mid-Continent Casualty Company	Ownership	100.000	American Financial Group, Inc.	0
0		0	98-0627464	0	0		Premier International Insurance Company	TCA	IA	Great American Holding, Inc.	Ownership	100.000	American Financial Group, Inc.	0
0084	American Financial Group, Inc.	16691	31-0501234	0	0		Great American Insurance Company	OH	UDP	American Financial Group, Inc.	Ownership	100.000	American Financial Group, Inc.	0
0		0	45-2969767	0	0		Aerielle IP Holdings, LLC	OH	NIA	Great American Insurance Company	Ownership	37.500	American Financial Group, Inc.	2
0		0	26-4391696	0	0		Aerielle, LLC	DE	NIA	Great American Insurance Company	Ownership	37.500	American Financial Group, Inc.	2
0		0	31-1463075	0	0		American Signature Underwriters, Inc.	OH	NIA	Great American Insurance Company	Ownership	100.000	American Financial Group, Inc.	0
0		0	59-2840291	0	0		Brothers Property Corporation	OH	NIA	Great American Insurance Company	Ownership	80.000	American Financial Group, Inc.	0
0		0	20-5173494	0	0		Brothers Le Pavillon, LLC	DE	NIA	Brothers Property Corporation	Ownership	100.000	American Financial Group, Inc.	0
0		0	20-5173589	0	0		Brothers Le Pavillon (SPE), LLC	DE	NIA	Brothers Le Pavillon, LLC	Ownership	100.000	American Financial Group, Inc.	0

98.2

SCHEDULE Y

PART 1A - DETAIL OF INSURANCE HOLDING COMPANY SYSTEM

1	2	3	4	5	6	7	8	9	10	11	12	13	14	15
Group Code	Group Name	NAIC Company Code	Federal ID Number	Federal RSSD	CIK	Name of Securities Exchange if Publicly Traded (U.S. or International)	Names of Parent, Subsidiaries or Affiliates	Domiciliary Location	Relationship to Reporting Entity	Directly Controlled by (Name of Entity/Person)	Type of Control (Ownership Board, Management Attorney-in-Fact, Influence, Other)	If Control is Ownership Provide Percentage	Ultimate Controlling Entity(ies)/Person(s)	*
0		0	25-1754638	0	0		Brothers Pennsylvania Corporation.....	PA.....	NIA.....	Brothers Property Corporation.....	Ownership.....	100.000	American Financial Group, Inc.....	0
0		0	59-2840294	0	0		Brothers Property Management Corporation.....	OH.....	NIA.....	Brothers Property Corporation.....	Ownership.....	100.000	American Financial Group, Inc.....	0
0		0	20-4498054	0	0		Crescent Centre Apartments.....	OH.....	NIA.....	Great American Insurance Company.....	Ownership.....	100.000	American Financial Group, Inc.....	1
0		0	31-1277904	0	0		Crop Managers Insurance Agency, Inc.....	KS.....	NIA.....	Great American Insurance Company.....	Ownership.....	100.000	American Financial Group, Inc.....	0
0		0	31-0589001	0	0		Dempsey & Siders Agency, Inc.....	OH.....	NIA.....	Great American Insurance Company.....	Ownership.....	100.000	American Financial Group, Inc.....	0
0		0	31-1341668	0	0		Eden Park Insurance Brokers, Inc.....	CA.....	NIA.....	Great American Insurance Company.....	Ownership.....	100.000	American Financial Group, Inc.....	0
0		0		0	0		El Aguila, Compañía de Seguros, S.A. de C.V.....	MEX.....	IA.....	Great American Insurance Company.....	Ownership.....	100.000	American Financial Group, Inc.....	0
0		0		0	0		Financidora de Primas Condor, S.A. de C.V.....	MEX.....	NIA.....	El Aguila, Compañía de Seguros, S.A. de C.V.....	Ownership.....	99.000	American Financial Group, Inc.....	0
0		0	39-1404033	0	0		Farmers Crop Insurance Alliance, Inc.....	KS.....	NIA.....	Great American Insurance Company.....	Ownership.....	100.000	American Financial Group, Inc.....	0
0		0	13-3628555	0	0		FCIA Management Company, Inc.....	NY.....	NIA.....	Great American Insurance Company.....	Ownership.....	100.000	American Financial Group, Inc.....	0
0		0		0	0		Foreign Credit Insurance Association.....	NY.....	OTH.....	Great American Insurance Company.....	Management.....	0.000	American Financial Group, Inc.....	3
0		0	31-1753938	0	0		GAI Warranty Company.....	OH.....	NIA.....	Great American Insurance Company.....	Ownership.....	100.000	American Financial Group, Inc.....	0
0		0	31-1765544	0	0		GAI Warranty Company of Florida.....	FL.....	NIA.....	GAI Warranty Company.....	Ownership.....	100.000	American Financial Group, Inc.....	0
0		0		0	0		GAI Warranty Company of Canada Inc.....	CAN.....	NIA.....	Great American Insurance Company.....	Ownership.....	100.000	American Financial Group, Inc.....	0
0		0	45-5565693	0	0		GALIC-Sorrento, LLC.....	FL.....	NIA.....	Great American Insurance Company.....	Ownership.....	35.000	American Financial Group, Inc.....	2
0		0	45-1144095	0	0		GALIC Pointe, LLC.....	FL.....	NIA.....	Great American Insurance Company.....	Ownership.....	35.000	American Financial Group, Inc.....	2
0		0	61-1329718	0	0		Global Premier Finance Company.....	OH.....	NIA.....	Great American Insurance Company.....	Ownership.....	100.000	American Financial Group, Inc.....	0
0		0	74-2693636	0	0		Great American Agency of Texas, Inc.....	TX.....	NIA.....	Great American Insurance Company.....	Ownership.....	100.000	American Financial Group, Inc.....	0
0084	American Financial Group, Inc.....	26832	95-1542353	0	0		Great American Alliance Insurance Company.....	OH.....	IA.....	Great American Insurance Company.....	Ownership.....	100.000	American Financial Group, Inc.....	0
0084	American Financial Group, Inc.....	26344	15-6020948	0	0		Great American Assurance Company.....	OH.....	IA.....	Great American Insurance Company.....	Ownership.....	100.000	American Financial Group, Inc.....	0
0084	American Financial Group, Inc.....	39896	61-0983091	0	0		Great American Casualty Insurance Company.....	OH.....	IA.....	Great American Insurance Company.....	Ownership.....	100.000	American Financial Group, Inc.....	0
0		0	31-1228726	0	0		Great American Claims Services, Inc.....	DE.....	NIA.....	Great American Insurance Company.....	Ownership.....	100.000	American Financial Group, Inc.....	0
0084	American Financial Group, Inc.....	10646	36-4079497	0	0		Great American Contemporary Insurance Company.....	OH.....	IA.....	Great American Insurance Company.....	Ownership.....	100.000	American Financial Group, Inc.....	0
0084	American Financial Group, Inc.....	37532	31-0954439	0	0		Great American E & S Insurance Company.....	DE.....	IA.....	Great American Insurance Company.....	Ownership.....	100.000	American Financial Group, Inc.....	0
0084	American Financial Group, Inc.....	41858	31-1036473	0	0		Great American Fidelity Insurance Company.....	DE.....	IA.....	Great American Insurance Company.....	Ownership.....	100.000	American Financial Group, Inc.....	0
0		0	31-1652643	0	0		Great American Insurance Agency, Inc.....	OH.....	NIA.....	Great American Insurance Company.....	Ownership.....	100.000	American Financial Group, Inc.....	0
0084	American Financial Group, Inc.....	22136	13-5539046	0	0		Great American Insurance Company of New York.....	NY.....	IA.....	Great American Insurance Company.....	Ownership.....	100.000	American Financial Group, Inc.....	0
0084	American Financial Group, Inc.....	38024	31-0974853	0	0		Great American Lloyd's Insurance Company.....	TX.....	IA.....	Great American Insurance Company.....	Other.....	0.000	American Financial Group, Inc.....	4
0		0	31-1073664	0	0		Great American Lloyd's, Inc.....	TX.....	NIA.....	Great American Insurance Company.....	Ownership.....	100.000	American Financial Group, Inc.....	0
0		0	31-0856644	0	0		Great American Management Services, Inc.....	OH.....	NIA.....	Great American Insurance Company.....	Ownership.....	100.000	American Financial Group, Inc.....	0
0084	American Financial Group, Inc.....	38580	31-1288778	0	0		Great American Protection Insurance Company.....	OH.....	IA.....	Great American Insurance Company.....	Ownership.....	100.000	American Financial Group, Inc.....	0
0		0	31-0918893	0	0		Great American Re Inc.....	DE.....	NIA.....	Great American Insurance Company.....	Ownership.....	100.000	American Financial Group, Inc.....	0
0084	American Financial Group, Inc.....	31135	31-1209419	0	0		Great American Security Insurance Company.....	OH.....	IA.....	Great American Insurance Company.....	Ownership.....	100.000	American Financial Group, Inc.....	0
0084	American Financial Group, Inc.....	33723	31-1237970	0	0		Great American Spirit Insurance Company.....	OH.....		Great American Insurance Company.....	Ownership.....	100.000	American Financial Group, Inc.....	0
0		0		0	0		Insurance (GB) Limited.....	GBR.....	IA.....	Great American Insurance Company.....	Ownership.....	100.000	American Financial Group, Inc.....	0
0		0	59-1263251	0	0		Key Largo Group, Inc.....	FL.....	NIA.....	Great American Insurance Company.....	Ownership.....	100.000	American Financial Group, Inc.....	0
0		0	34-1607394	0	0001301106	NASDAQ	National Interstate Corporation.....	OH.....	NIA.....	Great American Insurance Company.....	Ownership.....	51.900	American Financial Group, Inc.....	0

983

SCHEDULE Y

PART 1A - DETAIL OF INSURANCE HOLDING COMPANY SYSTEM

1	2	3	4	5	6	7	8	9	10	11	12	13	14	15
Group Code	Group Name	NAIC Company Code	Federal ID Number	Federal RSSD	CIK	Name of Securities Exchange if Publicly Traded (U.S. or International)	Names of Parent, Subsidiaries or Affiliates	Domiciliary Location	Relationship to Reporting Entity	Directly Controlled by (Name of Entity/Person)	Type of Control (Ownership Board, Management Attorney-in-Fact, Influence, Other)	If Control is Ownership Provide Percentage	Ultimate Controlling Entity(ies)/Person(s)	*
0		0	34-1899058	0	0		American Highways Insurance Agency, Inc.....	OH.....	NIA.....	National Interstate Corporation.....	Ownership.....	...100.000	American Financial Group, Inc.....	0.....
0		0	31-1548235	0	0		Explorer RV Insurance Agency, Inc.....	OH.....	NIA.....	National Interstate Corporation.....	Ownership.....	...100.000	American Financial Group, Inc.....	0.....
0		0	98-0191335	0	0		Hudson Indemnity, Ltd.....	CYM.....	IA.....	National Interstate Corporation.....	Ownership.....	...100.000	American Financial Group, Inc.....	0.....
0		0	66-0660039	0	0		Hudson Management Group, Ltd.....	VIR.....	NIA.....	National Interstate Corporation.....	Ownership.....	...100.000	American Financial Group, Inc.....	0.....
0		0	34-1607396	0	0		National Interstate Insurance Agency, Inc.....	OH.....	NIA.....	National Interstate Corporation.....	Ownership.....	...100.000	American Financial Group, Inc.....	0.....
0		0	36-4670968	0	0		Commercial For Hire Transportation Purchasing Group.....	SC.....	NIA.....	National Interstate Insurance Agency, Inc.....	Management.....0.000	American Financial Group, Inc.....	0.....
0084	American Financial Group, Inc.....	32620	34-1607395	0	0		National Interstate Insurance Company.....	OH.....	IA.....	National Interstate Corporation.....	Ownership.....	...100.000	American Financial Group, Inc.....	0.....
0084	American Financial Group, Inc.....	11051	99-0345306	0	0		National Interstate Insurance Company of Hawaii, Inc.....	OH.....	IA.....	National Interstate Insurance Company.....	Ownership.....	...100.000	American Financial Group, Inc.....	0.....
0084	American Financial Group, Inc.....	41106	95-3623282	0	0		Triumphe Casualty Company.....	OH.....	IA.....	National Interstate Insurance Company.....	Ownership.....	...100.000	American Financial Group, Inc.....	0.....
0		0	43-1415856	0	0		Vanliner Group, Inc.....	DE.....	NIA.....	National Interstate Insurance Company.....	Ownership.....	...100.000	American Financial Group, Inc.....	0.....
0		0	43-1254631	0	0		TransProtection Service Company.....	MO.....	NIA.....	Vanliner Group, Inc.....	Ownership.....	...100.000	American Financial Group, Inc.....	0.....
0084	American Financial Group, Inc.....	21172	86-0114294	0	0		Vanliner Insurance Company.....	MO.....	IA.....	Vanliner Group, Inc.....	Ownership.....	...100.000	American Financial Group, Inc.....	0.....
0		0		0	0		Vanliner Reinsurance Limited.....	BMU.....	IA.....	Vanliner Group, Inc.....	Ownership.....	...100.000	American Financial Group, Inc.....	0.....
0		0	20-5546054	0	0		Safety Claims and Litigation Services, LLC.....	MT.....	NIA.....	National Interstate Corporation.....	Ownership.....	...100.000	American Financial Group, Inc.....	0.....
0		0		0	0		Penn Central U.K. Limited.....	GBR.....	NIA.....	Great American Insurance Company.....	Ownership.....	...100.000	American Financial Group, Inc.....	0.....
0		0	27-2226948	0	0		Pinecrest Place LLC.....	FL.....	NIA.....	Great American Insurance Company.....	Ownership.....	...100.000	American Financial Group, Inc.....	0.....
0		0	871850814	0	0		PLLS Canada Insurance Brokers Inc.....	CAN.....	NIA.....	Great American Insurance Company.....	Ownership.....	...49.000	American Financial Group, Inc.....	0.....
0		0	31-1293064	0	0		Professional Risk Brokers, Inc.....	IL.....	NIA.....	Great American Insurance Company.....	Ownership.....	...100.000	American Financial Group, Inc.....	0.....
0		0	72-1331800	0	0		Strategic Comp Holdings, L.L.C.....	LA.....	NIA.....	Great American Insurance Company.....	Ownership.....	...100.000	American Financial Group, Inc.....	0.....
0		0	36-4517754	0	0		Strategic Comp Services, L.L.C.....	LA.....	NIA.....	Strategic Comp Holdings, L.L.C.....	Ownership.....	...100.000	American Financial Group, Inc.....	0.....
0		0	32-0050970	0	0		Strategic Comp, L.L.C.....	LA.....	NIA.....	Strategic Comp Holdings, L.L.C.....	Ownership.....	...100.000	American Financial Group, Inc.....	0.....
0		0	31-0686194	0	0		One East Fourth, Inc.....	OH.....	NIA.....	American Financial Group, Inc.....	Ownership.....	...100.000	American Financial Group, Inc.....	0.....
0		0	31-0883227	0	0		Pioneer Carpet Mills, Inc.....	OH.....	NIA.....	American Financial Group, Inc.....	Ownership.....	...100.000	American Financial Group, Inc.....	0.....
0		0	31-1737792	0	0		Superior NWN of Ohio, Inc.....	OH.....	NIA.....	American Financial Group, Inc.....	Ownership.....	...100.000	American Financial Group, Inc.....	0.....
0		0	31-1119320	0	0		TEJ Holdings, Inc.....	OH.....	NIA.....	American Financial Group, Inc.....	Ownership.....	...100.000	American Financial Group, Inc.....	0.....
0		0	31-0728327	0	0		Three East Fourth, Inc.....	OH.....	NIA.....	American Financial Group, Inc.....	Ownership.....	...100.000	American Financial Group, Inc.....	0.....

98.4

Asterisk	Explanation
1	Another affiliated company owns 1% or less of the shares.
2	The entity is owned by more than one company within the AFG Group.
3	Great American Insurance Company is the majority member of the Association
4	Beneficial interest and indirect control is established by trust agreements between Great American Insurance Company and each of the underwriters of the Company.

SCHEDULE Y

PART 2 - SUMMARY OF INSURER'S TRANSACTIONS WITH ANY AFFILIATES

1	2	3	4	5	6	7	8	9	10	11	12	13
NAIC Company Code	Federal ID Number	Names of Insurers and Parent, Subsidiaries or Affiliates	Shareholder Dividends	Capital Contributions	Purchases, Sales or Exchanges of Loans, Securities, Real Estate, Mortgage Loans or Other Investments	Income/ (Disbursements) Incurred in Connection with Guarantees or Undertakings for the Benefit of any Affiliate(s)	Management Agreements and Service Contracts	Income/ (Disbursements) Incurred under Reinsurance Agreements	*	Any Other Material Activity Not in the Ordinary Course of the Insurer's Business	Totals	Reinsurance Recoverable/ (Payable) on Losses and/or Reserve Credit Taken/ (Liability)
Affiliated Transactions												
00000	31-1544320	American Financial Group, Inc.	175,000,000	0	0	0	112,347,608	0		0	287,347,608	0
00000	41-2112001	APU Holding Company	20,000,000	0	0	0	0	0		0	20,000,000	0
00000		GAI Insurance Company, Ltd.	(5,000,000)	0	0	0	0	0		0	(5,000,000)	0
22179	95-2801326	Republic Indemnity Company of America	(12,500,000)	0	0	0	0	0	*	0	(12,500,000)	(26,128,425)
43753	31-1054123	Republic Indemnity Company of California	(2,500,000)	0	0	0	0	0	*	0	(2,500,000)	0
00000		Lloyd's Syndicate 2468 (United Kingdom)	0	0	0	0	0	0		0	0	(3,104,000)
00000	98-0412245	Lavenham Underwriting Limited	0	0	0	0	0	0		0	0	11,632,124
00000	98-0431601	Sampford Underwriting Limited	0	0	0	0	0	0		0	0	12,381,893
00000	31-1475936	AAG Holding Company, Inc.	0	(60,147,872)	0	0	0	0		0	(60,147,872)	0
63312	13-1935920	Great American Life Insurance Company	1,885,155	50,789,156	0	0	(112,347,608)	0		0	(59,673,297)	25,057,661
00000	36-3383108	Consolidated Financial Corporation	(1,885,155)	0	0	0	0	0		0	(1,885,155)	0
00000		GALIC - Sorrento, LLC	0	13,670,529	0	0	0	0		0	13,670,529	0
00000	45-1144095	GALIC Pointe, LLC	0	500,000	0	0	0	0		0	500,000	0
00000	20-3568924	Loyal American Holding Corporation	0	(59,952,628)	0	0	0	0		0	(59,952,628)	0
65722	63-0343428	Loyal American Life Insurance Company	12,435,975	49,393,882	0	0	0	0		0	61,829,857	0
00000	45-4121852	GALAC Holding Company	(7,044,302)	8,248,382	0	0	0	0		0	1,204,080	0
62200	95-2496321	Great American Life Assurance Company	(5,391,673)	2,404,000	0	0	0	0		0	(2,987,673)	0
63479	58-0869673	United Teacher Associates Insurance Company	0	0	0	0	0	0		0	0	(25,057,661)
88366	59-2760189	American Retirement Life Insurance Company	0	54,236	0	0	0	0		0	54,236	0
00000	34-1017531	Ceres Group, Inc.	0	(3,320)	0	0	0	0		0	(3,320)	0
65269	75-2305400	United Benefit Life Insurance Company	0	3,320	0	0	0	0		0	3,320	0
00000	42-1575938	Great American Holding, Inc.	91,826,280	(50,000)	0	0	0	0		0	91,776,280	0
00000	27-2354685	United States Livestock Producers, LLC	0	(65,300)	0	0	0	0		0	(65,300)	0
14084	27-4395897	Livestock Market Enhancement Risk Retention Group	0	65,300	0	0	0	0		0	65,300	0
35351	31-0912199	American Empire Surplus Lines Insurance Company	(7,000,000)	0	0	0	0	0	*	0	(7,000,000)	8,633,000
37990	31-0973761	American Empire Insurance Company	(3,000,000)	0	0	0	0	0	*	0	(3,000,000)	2,000
00000		Great American International Insurance Limited (Ireland)	(1,826,280)	0	0	0	0	0		0	(1,826,280)	6,677,000
23418	73-0556513	Mid-Continent Casualty Company	0	(80,000,000)	0	0	0	0	*	0	(80,000,000)	(4,353,000)
00000		Premier International Insurance Company (Turks and Caicos)	0	50,000	0	0	0	0		0	50,000	0
16691	31-0501234	Great American Insurance Company	(145,809,400)	(32,009,685)	0	0	0	0	*	0	(177,819,085)	(1,965,017)
00000	13-3628555	FCIA Management Company, Inc.	(110,600)	0	0	0	0	0		0	(110,600)	0
00000	31-1765544	GAI Warranty Company of Florida	0	0	0	0	0	0		0	0	5,929,000
37532	31-0954439	Great American E & S Insurance Company	0	10,000,000	0	0	0	0	*	0	10,000,000	0
41858	31-1036473	Great American Fidelity Insurance Company	0	10,000,000	0	0	0	0	*	0	10,000,000	0
38024	31-0974853	Great American Lloyd's Insurance Company	0	0	0	0	0	0		0	0	2,403,000
00000		Insurance (GB) Limited (United Kingdom)	0	0	0	0	0	0		0	0	194,000
00000	59-1263251	Key Largo Group, Inc.	(100,000)	(150,000)	0	0	0	0		0	(250,000)	0
00000	34-1607394	National Interstate Corporation	35,520,000	0	0	0	0	0		0	35,520,000	0
00000	98-0191335	Hudson Indemnity, Ltd (Cayman Islands)	0	0	0	0	0	0		0	0	(205,006,000)
32620	34-1607395	National Interstate Insurance Company	(39,300,000)	0	0	0	0	0	*	0	(39,300,000)	181,317,000
11051	99-0345306	National Interstate Insurance Company of Hawaii, Inc.	(1,100,000)	0	0	0	0	0	*	0	(1,100,000)	8,067,000

SCHEDULE Y

PART 2 - SUMMARY OF INSURER'S TRANSACTIONS WITH ANY AFFILIATES

1	2	3	4	5	6	7	8	9	10	11	12	13
NAIC Company Code	Federal ID Number	Names of Insurers and Parent, Subsidiaries or Affiliates	Shareholder Dividends	Capital Contributions	Purchases, Sales or Exchanges of Loans, Securities, Real Estate, Mortgage Loans or Other Investments	Income/ (Disbursements) Incurred in Connection with Guarantees or Undertakings for the Benefit of any Affiliate(s)	Management Agreements and Service Contracts	Income/ (Disbursements) Incurred under Reinsurance Agreements	*	Any Other Material Activity Not in the Ordinary Course of the Insurer's Business	Totals	Reinsurance Recoverable/ (Payable) on Losses and/or Reserve Credit Taken/ (Liability)
41106.....	95-3623282.....	Triumphe Casualty Company.....	(1,600,000)	.0	.0	.0	.0	.0	*	0	(1,600,000)	182,000
21172.....	86-0114294.....	Vanliner Insurance Company.....	(18,000,000)	.0	.0	.0	.0	.0	*	0	(18,000,000)	5,361,000
00000.....	27-2226948.....	Pinecrest Place LLC.....	.0	200,000	.0	.0	.0	.0	.	0	200,000	.0
00000.....	31-1293064.....	Professional Risk Brokers, Inc.....	(4,500,000)	.0	.0	.0	.0	.0	.	0	(4,500,000)	.0
00000.....	72-1331800.....	Strategic Comp Holdings, L.L.C.....	.0	7,000,000	.0	.0	.0	.0	.	0	7,000,000	.0
9999999.....	Control Totals.....		.0	.0	.0	.0	.0	.0	XXX	0	.0	2,222,575

Pooling Information

NAIC Code	Name of Insurer	Pooling %	NAIC Code	Name of Insurer	Pooling %
35351	American Empire Surplus Lines Insurance Company	90.00%	16691	Great American Insurance Company	100.00%
37990	American Empire Insurance Company	10.00%	22136	Great American Insurance Company of New York	0.00%
			26832	Great American Alliance Insurance Company	0.00%
23418	Mid-Continent Casualty Company	94.00%	26344	Great American Assurance Company	0.00%
15380	Mid-Continent Assurance Company	3.00%	39896	Great American Casualty Insurance Company	0.00%
23426	Oklahoma Surety Company	3.00%	10646	Great American Contemporary Insurance Company	0.00%
13794	Mid-Continent Excess and Surplus Insurance Company	0.00%	37532	Great American E&S Insurance Company	0.00%
			41858	Great American Fidelity Insurance Company	0.00%
22179	Republic Indemnity Company of America	97.00%	38580	Great American Protection Insurance Company	0.00%
43753	Republic Indemnity Company of California	3.00%	31135	Great American Security Insurance Company	0.00%
			33723	Great American Spirit Insurance Company	0.00%
32620	National Interstate Insurance Company	70.00%			
21172	Vanliner Insurance Company	26.00%			
11051	National Interstate Insurance Company of Hawaii, Inc	2.00%			
41106	Triumphe Casualty Company	2.00%			

99.1

GREAT AMERICAN SPIRIT INSURANCE COMPANY SUPPLEMENTAL EXHIBITS AND SCHEDULES INTERROGATORIES

The following supplemental reports are required to be filed as part of your statement filing unless specifically waived by the domiciliary state. However, in the event that your domiciliary state waives the filing requirement, your response of WAIVED to the specific interrogatory will be accepted in lieu of filing a "NONE" report and a bar code will be printed below. If the supplement is required of your company but is not being filed for whatever reason enter SEE EXPLANATION and provide an explanation following the interrogatory questions.

MARCH FILING

	Responses
1. Will an actuarial opinion be filed by March 1?	YES
2. Will the Supplemental Compensation Exhibit be filed with the state of domicile by March 1?	YES
3. Will the confidential Risk-Based Capital Report be filed with the NAIC by March 1?	YES
4. Will the confidential Risk-Based Capital Report be filed with the state of domicile, if required, by March 1?	YES

APRIL FILING

5. Will the Insurance Expense Exhibit be filed with the state of domicile and the NAIC by April 1?	YES
6. Will the Management's Discussion and Analysis be filed by April 1?	YES
7. Will the Supplemental Investment Risks Interrogatories be filed by April 1?	YES

MAY FILING

8. Will this company be included in a combined annual statement that is filed with the NAIC by May 1?	YES
---	-----

JUNE FILING

9. Will an audited financial report be filed by June 1?	YES
10. Will Accountants Letter of Qualifications be filed with the state of domicile and electronically with the NAIC by June 1?	YES

AUGUST FILING

11. Will Communication of Internal Control Related Matters Noted in Audit be filed with the state of domicile by August 1?	YES
--	-----

The following supplemental reports are required to be filed as part of your statement filing. However, in the event that your company does not transact the type of business for which the special report must be filed, your response of NO to the specific interrogatory will be accepted in lieu of filing a "NONE" report and a bar code will be printed below. If the supplement is required of your company but is not being filed for whatever reason, enter SEE EXPLANATION and provide an explanation following the interrogatory questions.

MARCH FILING

12. Will Schedule SIS (Stockholder Information Supplement) be filed with the state of domicile by March 1?	NO
13. Will the Financial Guaranty Insurance Exhibit be filed by March 1?	NO
14. Will the Medicare Supplement Insurance Experience Exhibit be filed with the state of domicile and the NAIC by March 1?	NO
15. Will Supplement A to Schedule T (Medical Professional Liability Supplement) be filed by March 1?	NO
16. Will the Trusteed Surplus Statement be filed with the state of domicile and the NAIC by March 1?	NO
17. Will the Premiums Attributed to Protected Cells Exhibit be filed by March 1?	NO
18. Will the Reinsurance Summary Supplemental Filing for General Interrogatory 9 be filed with the state of domicile and the NAIC by March 1?	NO
19. Will the Medicare Part D Coverage Supplement be filed with the state of domicile and the NAIC by March 1?	NO
20. Will the confidential Actuarial Opinion Summary be filed with the state of domicile, if required, by March 15 (or the date otherwise specified)?	YES
21. Will the Reinsurance Attestation Supplement be filed with the state of domicile and the NAIC by March 1?	NO
22. Will the Exceptions to the Reinsurance Attestation Supplement be filed with the state of domicile by March 1?	NO
23. Will the Bail Bond Supplement be filed with the state of domicile and the NAIC by March 1?	NO
24. Will the Director and Officer Insurance Coverage Supplement be filed with the state of domicile and the NAIC by March 1?	NO
25. Will an approval from the reporting entity's state of domicile for relief related to the five-year rotation requirement for lead audit partners be filed electronically with the NAIC by March 1?	NO
26. Will an approval from the reporting entity's state of domicile for relief related to the one-year cooling off period for independent CPA be filed electronically with the NAIC by March 1?	NO
27. Will an approval from the reporting entity's state of domicile for relief related to the Requirements for Audit Committees be filed electronically with the NAIC by March 1?	NO

APRIL FILING

28. Will the Credit Insurance Experience Exhibit be filed with state of domicile and the NAIC by April 1?	NO
29. Will the Long-Term Care Experience Reporting Forms be filed with the state of domicile and the NAIC by April 1?	NO
30. Will the Accident and Health Policy Experience Exhibit be filed by April 1?	NO
31. Will the Supplemental Health Care Exhibit (Parts 1, 2 and 3) be filed with the state of domicile and the NAIC by April 1?	NO
32. Will the regulator only (non-public) Supplemental Health Care Exhibit's Expense Allocation Report be filed with the state of domicile and the NAIC by April 1?	NO

AUGUST FILING

33. Will Management's Report of Internal Control Over Financial Reporting be filed with the state of domicile by August 1?	NO
--	----
















Annual Statement for the year 2012 of the **GREAT AMERICAN SPIRIT INSURANCE COMPANY**
SUPPLEMENTAL EXHIBITS AND SCHEDULES INTERROGATORIES

The following supplemental reports are required to be filed as part of your statement filing unless specifically waived by the domiciliary state. However, in the event that your domiciliary state waives the filing requirement, your response of WAIVED to the specific interrogatory will be accepted in lieu of filing a "NONE" report and a bar code will be printed below. If the supplement is required of your company but is not being filed for whatever reason enter SEE EXPLANATION and provide an explanation following the interrogatory questions.

EXPLANATIONS:

BAR CODE:

- 1.
- 2.
- 3.
- 4.
- 5.
- 6.
- 7.
- 8.
- 9.
- 10.
- 11.
- 12.
- 13.
- 14.
- 15.
- 16.
- 17.
- 18.
- 19.
- 20.
- 21.
- 22.
- 23.
- 24.
- 25.
- 26.
- 27.

	 * 3 3 7 2 3 2 0 1 2 4 2 0 0 0 0 0 0 *
	 * 3 3 7 2 3 2 0 1 2 2 4 0 0 0 0 0 0 *
	 * 3 3 7 2 3 2 0 1 2 3 6 0 0 0 0 0 0 *
	 * 3 3 7 2 3 2 0 1 2 4 5 5 0 0 0 0 0 *
	 * 3 3 7 2 3 2 0 1 2 4 9 0 0 0 0 0 0 *
	 * 3 3 7 2 3 2 0 1 2 3 8 5 0 0 0 0 0 *
	 * 3 3 7 2 3 2 0 1 2 4 0 1 0 0 0 0 0 *
	 * 3 3 7 2 3 2 0 1 2 3 6 5 0 0 0 0 0 *
	 * 3 3 7 2 3 2 0 1 2 3 9 9 0 0 0 0 0 *
	 * 3 3 7 2 3 2 0 1 2 4 0 0 0 0 0 0 0 *
	 * 3 3 7 2 3 2 0 1 2 5 0 0 0 0 0 0 0 *
	 * 3 3 7 2 3 2 0 1 2 5 0 5 0 0 0 0 0 *
	 * 3 3 7 2 3 2 0 1 2 2 2 4 0 0 0 0 0 *
	 * 3 3 7 2 3 2 0 1 2 2 2 5 0 0 0 0 0 *
	 * 3 3 7 2 3 2 0 1 2 2 2 6 0 0 0 0 0 *

SUPPLEMENTAL EXHIBITS AND SCHEDULES INTERROGATORIES

The following supplemental reports are required to be filed as part of your statement filing unless specifically waived by the domiciliary state. However, in the event that your domiciliary state waives the filing requirement, your response of WAIVED to the specific interrogatory will be accepted in lieu of filing a "NONE" report and a bar code will be printed below. If the supplement is required of your company but is not being filed for whatever reason enter SEE EXPLANATION and provide an explanation following the interrogatory questions.

28.



29.



30.



31.



32.



33.



**Overflow Page
NONE**

**Overflow Page
NONE**

2012 ALPHABETICAL INDEX -- PROPERTY & CASUALTY ANNUAL STATEMENT BLANK

Assets	2	Schedule P-Part 2G-Special Liability (Ocean Marine, Aircraft (All Perils), Boiler & Machinery)	59
Cash Flow	5	Schedule P-Part 2H-Section 1-Other Liability-Occurrence	59
Exhibit of Capital Gains (Losses)	12	Schedule P-Part 2H-Section 2-Other Liability-Claims-Made	59
Exhibit of Net Investment Income	12	Schedule P-Part 2I-Spec. Prop. (Fire, Allied Lines, Inland Marine, Earthquake, Burglary, Theft)	60
Exhibit of Nonadmitted Assets	13	Schedule P-Part 2J-Auto Physical Damage	60
Exhibit of Premiums and Losses (State Page)	19	Schedule P-Part 2K-Fidelity, Surety	60
Five-Year Historical Data	17	Schedule P-Part 2L-Other (Including Credit, Accident and Health)	60
General Interrogatories	15	Schedule P-Part 2M-International	60
Jurat Page	1	Schedule P-Part 2N-Reinsurance - Nonproportional Assumed Property	61
Liabilities, Surplus and Other Funds	3	Schedule P-Part 2O-Reinsurance - Nonproportional Assumed Liability	61
Notes To Financial Statements	14	Schedule P-Part 2P-Reinsurance - Nonproportional Assumed Financial Lines	61
Overflow Page For Write-ins	101	Schedule P-Part 2R-Section 1-Products Liability-Occurrence	62
Schedule A-Part 1	E01	Schedule P-Part 2R-Section 2-Products Liability-Claims-Made	62
Schedule A-Part 2	E02	Schedule P-Part 2S-Financial Guaranty/Mortgage Guaranty	62
Schedule A-Part 3	E03	Schedule P-Part 2T-Warranty	62
Schedule A-Verification Between Years	SI02	Schedule P-Part 3A-Homeowners/Farmowners	63
Schedule B-Part 1	E04	Schedule P-Part 3B-Private Passenger Auto Liability/Medical	63
Schedule B-Part 2	E05	Schedule P-Part 3C-Commercial Auto/Truck Liability/Medical	63
Schedule B-Part 3	E06	Schedule P-Part 3D-Workers' Compensation (Excluding Excess Workers Compensation)	63
Schedule B-Verification Between Years	SI02	Schedule P-Part 3E-Commercial Multiple Peril	63
Schedule BA-Part 1	E07	Schedule P-Part 3F-Section 1-Medical Professional Liability-Occurrence	64
Schedule BA-Part 2	E08	Schedule P-Part 3F-Section 2-Medical Professional Liability-Claims-Made	64
Schedule BA-Part 3	E09	Schedule P-Part 3G-Special Liability (Ocean Marine, Aircraft (All Perils), Boiler & Machinery)	64
Schedule BA-Verification Between Years	SI03	Schedule P-Part 3H-Section 1-Other Liability-Occurrence	64
Schedule D-Part 1	E10	Schedule P-Part 3H-Section 2-Other Liability-Claims-Made	64
Schedule D-Part 1A-Section 1	SI05	Schedule P-Part 3I-Spec. Prop. (Fire, Allied Lines, Inland Marine, Earthquake, Burglary, Theft)	65
Schedule D-Part 1A-Section 2	SI08	Schedule P-Part 3J-Auto Physical Damage	65
Schedule D-Part 2-Section 1	E11	Schedule P-Part 3K-Fidelity/Surety	65
Schedule D-Part 2-Section 2	E12	Schedule P-Part 3L-Other (Including Credit, Accident and Health)	65
Schedule D-Part 3	E13	Schedule P-Part 3M-International	65
Schedule D-Part 4	E14	Schedule P-Part 3N-Reinsurance - Nonproportional Assumed Property	66
Schedule D-Part 5	E15	Schedule P-Part 3O-Reinsurance - Nonproportional Assumed Liability	66
Schedule D-Part 6-Section 1	E16	Schedule P-Part 3P-Reinsurance - Nonproportional Assumed Financial Lines	66
Schedule D-Part 6-Section 2	E16	Schedule P-Part 3R-Section 1-Products Liability-Occurrence	67
Schedule D-Summary By Country	SI04	Schedule P-Part 3R-Section 2-Products Liability-Claims-Made	67
Schedule D-Verification Between Years	SI03	Schedule P-Part 3S-Financial Guaranty/Mortgage Guaranty	67
Schedule DA-Part 1	E17	Schedule P-Part 3T-Warranty	67
Schedule DA-Verification Between Years	SI10	Schedule P-Part 4A-Homeowners/Farmowners	68
Schedule DB-Part A-Section 1	E18	Schedule P-Part 4B-Private Passenger Auto Liability/Medical	68
Schedule DB-Part A-Section 2	E19	Schedule P-Part 4C-Commercial Auto/Truck Liability/Medical	68
Schedule DB-Part A-Verification Between Years	SI11	Schedule P-Part 4D-Workers' Compensation (Excluding Excess Workers Compensation)	68
Schedule DB-Part B-Section 1	E20	Schedule P-Part 4E-Commercial Multiple Peril	68
Schedule DB-Part B-Section 2	E21	Schedule P-Part 4F-Section 1-Medical Professional Liability-Occurrence	69
Schedule DB-Part B-Verification Between Years	SI11	Schedule P-Part 4F-Section 2-Medical Professional Liability-Claims-Made	69
Schedule DB-Part C-Section 1	SI12	Schedule P-Part 4G-Special Liability (Ocean Marine, Aircraft (All Perils), Boiler & Machinery)	69
Schedule DB-Part C-Section 2	SI13	Schedule P-Part 4H-Section 1-Other Liability-Occurrence	69
Schedule DB-Part D	E22	Schedule P-Part 4H-Section 2-Other Liability-Claims-Made	69
Schedule DB-Verification	SI14	Schedule P-Part 4I-Spec. Prop. (Fire, Allied Lines, Inland Marine, Earthquake, Burglary & Theft)	70
Schedule DL-Part 1	E23	Schedule P-Part 4J-Auto Physical Damage	70
Schedule DL-Part 2	E24	Schedule P-Part 4K-Fidelity/Surety	70
Schedule E-Part 1-Cash	E25	Schedule P-Part 4L-Other (Including Credit, Accident and Health)	70
Schedule E-Part 2-Cash Equivalents	E26	Schedule P-Part 4M-International	70
Schedule E-Part 3-Special Deposits	E27	Schedule P-Part 4N-Reinsurance - Nonproportional Assumed Property	71
Schedule E-Verification Between Years	SI15	Schedule P-Part 4O-Reinsurance - Nonproportional Assumed Liability	71
Schedule F-Part 1	20	Schedule P-Part 4P-Reinsurance - Nonproportional Assumed Financial Lines	71
Schedule F-Part 2	21	Schedule P-Part 4R-Section 1-Products Liability-Occurrence	72
Schedule F-Part 3	22	Schedule P-Part 4R-Section 2-Products Liability-Claims-Made	72
Schedule F-Part 4	23	Schedule P-Part 4S-Financial Guaranty/Mortgage Guaranty	72
Schedule F-Part 5	24	Schedule P-Part 4T-Warranty	72
Schedule F-Part 6-Section 1	25	Schedule P-Part 5A-Homeowners/Farmowners	73
Schedule F-Part 6-Section 2	27	Schedule P-Part 5B-Private Passenger Auto Liability/Medical	74
Schedule F-Part 7	28	Schedule P-Part 5C-Commercial Auto/Truck Liability/Medical	75
Schedule F-Part 8	29	Schedule P-Part 5D-Workers' Compensation (Excluding Excess Workers Compensation)	76
Schedule F-Part 9	30	Schedule P-Part 5E-Commercial Multiple Peril	77
Schedule H-Accident and Health Exhibit-Part 1	31	Schedule P-Part 5F-Medical Professional Liability-Claims-Made	79
Schedule H-Part 2, Part 3 and Part 4	32	Schedule P-Part 5F-Medical Professional Liability-Occurrence	78
Schedule H-Part 5-Health Claims	33	Schedule P-Part 5H-Other Liability-Claims-Made	81
Schedule P-Part 1-Summary	34	Schedule P-Part 5H-Other Liability-Occurrence	80
Schedule P-Part 1A-Homeowners/Farmowners	36	Schedule P-Part 5R-Products Liability-Claims-Made	83
Schedule P-Part 1B-Private Passenger Auto Liability/Medical	37	Schedule P-Part 5R-Products Liability-Occurrence	82
Schedule P-Part 1C-Commercial Auto/Truck Liability/Medical	38	Schedule P-Part 5T-Warranty	84
Schedule P-Part 1D-Workers' Compensation (Excluding Excess Workers Compensation)	39	Schedule P-Part 6C-Commercial Auto/Truck Liability/Medical	85
Schedule P-Part 1E-Commercial Multiple Peril	40	Schedule P-Part 6D-Workers' Compensation (Excluding Excess Workers Compensation)	85
Schedule P-Part 1F-Section 1-Medical Professional Liability-Occurrence	41	Schedule P-Part 6E-Commercial Multiple Peril	86
Schedule P-Part 1F-Section 2-Medical Professional Liability-Claims-Made	42	Schedule P-Part 6H-Other Liability-Claims-Made	87
Schedule P-Part 1G-Special Liability (Ocean, Marine, Aircraft (All Perils), Boiler & Machinery)	43	Schedule P-Part 6H-Other Liability-Occurrence	86
Schedule P-Part 1H-Section 1-Other Liability-Occurrence	44	Schedule P-Part 6M-International	87
Schedule P-Part 1H-Section 2-Other Liability-Claims-Made	45	Schedule P-Part 6N-Reinsurance - Nonproportional Assumed Property	88
Schedule P-Part 1I-Spec. Prop. (Fire, Allied Lines, Inland Marine, Earthquake, Burglary & Theft)	46	Schedule P-Part 6O-Reinsurance - Nonproportional Assumed Liability	88
Schedule P-Part 1J-Auto Physical Damage	47	Schedule P-Part 6R-Products Liability-Claims-Made	89
Schedule P-Part 1K-Fidelity/Surety	48	Schedule P-Part 6R-Products Liability-Occurrence	89
Schedule P-Part 1L-Other (Including Credit, Accident and Health)	49	Schedule P-Part 7A-Primary Loss Sensitive Contracts	90
Schedule P-Part 1M-International	50	Schedule P-Part 7B-Reinsurance Loss Sensitive Contracts	92
Schedule P-Part 1N-Reinsurance - Nonproportional Assumed Property	51	Schedule P Interrogatories	94
Schedule P-Part 1O-Reinsurance - Nonproportional Assumed Liability	52	Schedule T-Exhibit of Premiums Written	95
Schedule P-Part 1P-Reinsurance - Nonproportional Assumed Financial Lines	53	Schedule T-Part 2-Interstate Compact	96
Schedule P-Part 1R-Section 1-Products Liability-Occurrence	54	Schedule Y-Information Concerning Activities of Insurer Members of a Holding Company Group	97
Schedule P-Part 1R-Section 2-Products Liability-Claims-Made	55	Schedule Y-Detail of Insurance Holding Company System	98
Schedule P-Part 1S-Financial Guaranty/Mortgage Guaranty	56	Schedule Y-Part 2-Summary of Insurer's Transactions With Any Affiliates	99
Schedule P-Part 1T-Warranty	57	Statement of Income	4
Schedule P-Part 2, Part 3 and Part 4 - Summary	35	Summary Investment Schedule	SI01
Schedule P-Part 2A-Homeowners/Farmowners	58	Supplemental Exhibits and Schedules Interrogatories	100
Schedule P-Part 2B-Private Passenger Auto Liability/Medical	58	Underwriting and Investment Exhibit Part 1	6
Schedule P-Part 2C-Commercial Auto/Truck Liability/Medical	58	Underwriting and Investment Exhibit Part 1A	7
Schedule P-Part 2D-Workers' Compensation (Excluding Excess Workers Compensation)	58	Underwriting and Investment Exhibit Part 1B	8
Schedule P-Part 2E-Commercial Multiple Peril	58	Underwriting and Investment Exhibit Part 2	9
Schedule P-Part 2F-Section 1-Medical Professional Liability-Occurrence	59	Underwriting and Investment Exhibit Part 2A	10
Schedule P-Part 2F-Section 2-Medical Professional Liability-Claims-Made	59	Underwriting and Investment Exhibit Part 3	11