



ANNUAL STATEMENT

For the Year Ended December 31, 2012
of the Condition and Affairs of the

GREAT AMERICAN ALLIANCE INSURANCE COMPANY

NAIC Group Code.....84, 84 (Current Period) (Prior Period)	NAIC Company Code..... 26832	Employer's ID Number..... 95-1542353
Organized under the Laws of OHIO	State of Domicile or Port of Entry OHIO	Country of Domicile US
Incorporated/Organized..... September 11, 1945	Commenced Business..... April 1, 1946	
Statutory Home Office	301 E Fourth Street..... Cincinnati OH US 45202 <i>(Street and Number) (City or Town, State, Country and Zip Code)</i>	
Main Administrative Office	301 E Fourth Street..... Cincinnati OH US..... 45202 <i>(Street and Number) (City or Town, State, Country and Zip Code)</i>	513-369-5000 <i>(Area Code) (Telephone Number)</i>
Mail Address	301 E Fourth Street..... Cincinnati OH US 45202 <i>(Street and Number or P. O. Box) (City or Town, State, Country and Zip Code)</i>	
Primary Location of Books and Records	301 E Fourth Street..... Cincinnati OH US 45202 <i>(Street and Number) (City or Town, State, Country and Zip Code)</i>	513-369-5000 <i>(Area Code) (Telephone Number)</i>
Internet Web Site Address	www.GreatAmericanInsurance.com	
Statutory Statement Contact	Robert James Schwartz <i>(Name)</i> BSchwartz@GAIC.com <i>(E-Mail Address)</i>	513-369-5092 <i>(Area Code) (Telephone Number) (Extension)</i> 513-369-3873 <i>(Fax Number)</i>

OFFICERS


Name	Title	Name	Title
1. Donald Dumford Larson	President	2. Eve Cutler Rosen #	Senior Vice President, General Counsel & Secretary
3. Robert James Schwartz	Vice President & Controller	4. John Linn Doellman	Vice President & Actuary
Ronald James Brichler	Executive Vice President	Gary John Gruber	Executive Vice President
Aaron Beasy Latto #	Senior Vice President	David John Witzgall	Senior Vice President, Chief Financial Officer & Treasurer
Annette Denise Gardner	Vice President & Assistant Treasurer	John William Tholen #	Vice President
Stephen Charles Beraha	Assistant Vice President & Assistant Secretary	Kathleen Joan Brown	Assistant Vice President
Howard Kim Baird	Assistant Treasurer	Robert Jude Zbacnik	Assistant Treasurer


DIRECTORS


Ronald James Brichler	Gary John Gruber	Donald Dumford Larson	Vito Charles Peraino
Michael David Pierce	Eve Cutler Rosen	Piyush Kumar Singh	Michael Eugene Sullivan Jr.
David John Witzgall			

State of..... Ohio
County of..... Hamilton

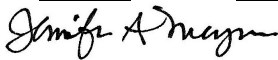
The officers of this reporting entity being duly sworn, each depose and say that they are the described officers of said reporting entity, and that on the reporting period stated above, all of the herein described assets were the absolute property of the said reporting entity, free and clear from any liens or claims thereon, except as herein stated, and that this statement, together with related exhibits, schedules and explanations therein contained, annexed or referred to, is a full and true statement of all the assets and liabilities and of the condition and affairs of the said reporting entity as of the reporting period stated above, and of its income and deductions therefrom for the period ended, and have been completed in accordance with the NAIC *Annual Statement Instructions and Accounting Practices and Procedures* manual except to the extent that: (1) state law may differ; or, (2) that state rules or regulations require differences in reporting not related to accounting practices and procedures, according to the best of their information, knowledge and belief, respectively. Furthermore, the scope of this attestation by the described officers also includes the related corresponding electronic filing with the NAIC, when required, that is an exact copy (except for formatting differences due to electronic filing) of the enclosed statement. The electronic filing may be requested by various regulators in lieu of or in addition to the enclosed statement.


(Signature)
Donald Dumford Larson
President
(Title)



(Signature)
Eve Cutler Rosen
Senior Vice President, General Counsel & Secretary
(Title)


(Signature)
Robert James Schwartz
Vice President & Controller
(Title)

Subscribed and sworn to before me
This 8th day of February, 2013



Notary Public, State of Ohio
My Commission Expires 11-08-2016



a. Is this an original filing? Yes [X] No []
b. If no
1. State the amendment number _____
2. Date filed _____
3. Number of pages attached _____

EXHIBIT OF PREMIUMS AND LOSSES (Statutory Page 14 Data)



NAIC Group Code....84 NAIC Company Code....26832

BUSINESS IN THE STATE OF ALASKA DURING THE YEAR

19.AK

Line of Business	Gross Premiums, Including Policy and Membership Fees, Less Return Premiums and Premiums on Policies not Taken		3 Dividends Paid or Credited to Policyholders on Direct Business	4 Direct Unearned Premium Reserves	5 Direct Losses Paid (deducting salvage)	6 Direct Losses Incurred	7 Direct Losses Unpaid	8 Direct Defense and Cost Containment Expense Paid	9 Direct Defense and Cost Containment Expense Incurred	10 Direct Defense and Cost Containment Expense Unpaid	11 Commissions and Brokerage Expenses	12 Taxes, Licenses and Fees
	1 Direct Premiums Written	2 Direct Premiums Earned										
1. Fire.....	0	0	0	0	0	0	0	0	0	0	0	0
2.1 Allied lines.....	(9)	(9)	0	0	2,633	2,633	0	0	0	3	(0)	(0)
2.2 Multiple peril crop.....	0	0	0	0	0	0	0	0	0	0	0	0
2.3 Federal flood.....	0	0	0	0	0	0	0	0	0	0	0	0
3. Farmowners multiple peril.....	0	0	0	0	0	0	0	0	0	0	0	0
4. Homeowners multiple peril.....	0	0	0	0	0	0	0	0	0	0	0	0
5.1 Commercial multiple peril (non-liability portion).....	217,584	391,050	0	38,871	1,509,212	1,604,825	175,138	38,257	43,181	8,182	19,682	5,900
5.2 Commercial multiple peril (liability portion).....	75,774	117,375	0	14,372	5,835	84,071	92,267	0	22,047	39,451	15,956	2,084
6. Mortgage guaranty.....	0	0	0	0	0	0	0	0	0	0	0	0
8. Ocean marine.....	0	0	0	0	0	0	0	0	0	0	0	0
9. Inland marine.....	41,611	80,563	0	6,419	0	4,316	8,380	0	(912)	1,096	4,941	1,183
10. Financial guaranty.....	0	0	0	0	0	0	0	0	0	0	0	0
11. Medical professional liability.....	0	0	0	0	0	0	0	0	0	0	0	0
12. Earthquake.....	0	0	0	0	0	0	0	0	0	0	0	0
13. Group accident and health (b).....	0	0	0	0	0	0	0	0	0	0	0	0
14. Credit A&H (group and individual).....	0	0	0	0	0	0	0	0	0	0	0	0
15.1 Collectively renewable A&H (b).....	0	0	0	0	0	0	0	0	0	0	0	0
15.2 Non-cancelable A&H (b).....	0	0	0	0	0	0	0	0	0	0	0	0
15.3 Guaranteed renewable A&H (b).....	0	0	0	0	0	0	0	0	0	0	0	0
15.4 Non-renewable for stated reasons only (b).....	0	0	0	0	0	0	0	0	0	0	0	0
15.5 Other accident only.....	0	0	0	0	0	0	0	0	0	0	0	0
15.6 Medicare Title XVIII exempt from state taxes or fees.....	0	0	0	0	0	0	0	0	0	0	0	0
15.7 All other A&H (b).....	0	0	0	0	0	0	0	0	0	0	0	0
15.8 Federal employees health benefits program premium (b).....	0	0	0	0	0	0	0	0	0	0	0	0
16. Workers' compensation.....	113,046	107,572	0	10,077	7,349	(33,427)	87,665	2,925	6,431	11,674	8,864	3,141
17.1 Other liability-occurrence.....	187,309	186,459	0	50,588	0	(200,887)	383,243	0	(15,347)	78,493	26,613	5,264
17.2 Other liability-claims-made.....	0	0	0	0	0	0	0	0	0	0	0	0
17.3 Excess workers' compensation.....	0	0	0	0	0	0	0	0	0	0	0	0
18. Products liability.....	17	213	0	0	0	56	56	0	71	71	5	1
19.1 Private passenger auto no-fault (personal injury protection).....	0	0	0	0	0	0	0	0	0	0	0	0
19.2 Other private passenger auto liability.....	0	0	0	0	0	0	0	0	0	0	0	0
19.3 Commercial auto no-fault (personal injury protection).....	0	0	0	0	0	0	0	0	0	0	0	0
19.4 Other commercial auto liability.....	98,912	125,607	0	16,829	65,729	70,933	144,741	2,268	3,429	28,484	12,238	2,754
21.1 Private passenger auto physical damage.....	0	0	0	0	0	0	0	0	0	0	0	0
21.2 Commercial auto physical damage.....	31,243	38,469	0	4,293	7,984	11,664	7,819	19	20	201	3,681	888
22. Aircraft (all perils).....	0	0	0	0	0	0	0	0	0	0	0	0
23. Fidelity.....	1,234	3,518	0	768	0	1,629	1,796	0	0	47	288	34
24. Surety.....	0	0	0	0	0	0	1	0	(0)	0	0	0
26. Burglary and theft.....	938	938	0	39	0	(13,492)	1,590	0	0	6	181	27
27. Boiler and machinery.....	9,841	9,799	0	1,937	0	0	0	0	0	0	1,935	277
28. Credit.....	(3,815)	(30,121)	0	50,808	3,662	(3,311)	(6,639)	0	0	0	(668)	(165)
30. Warranty.....	0	0	0	0	0	0	0	0	0	0	0	0
34. Aggregate write-ins for other lines of business.....	0	82,647	0	0	0	56,965	63,234	0	0	0	0	0
35. TOTALS (a).....	773,685	1,114,080	0	195,000	1,602,403	1,585,973	959,290	43,469	58,920	167,712	93,717	21,387

DETAILS OF WRITE-INS

3401. Collateral protection.....	0	82,647	0	0	0	56,965	63,234	0	0	0	0	0
3402. Supplemental unemployment.....	0	0	0	0	0	0	0	0	0	0	0	0
3403.....	0	0	0	0	0	0	0	0	0	0	0	0
3498. Summary of remaining write-ins for Line 34 from overflow page.....	0	0	0	0	0	0	0	0	0	0	0	0
3499. TOTALS (Lines 3401 thru 3403 plus 3498) (Line 34 above).....	0	82,647	0	0	0	56,965	63,234	0	0	0	0	0

(a) Finance and service charges not included in Lines 1 to 35 \$.....0.

(b) For health business on indicated lines report: Number of persons insured under PPO managed care products.....0 and number of persons insured under indemnity only products.....0.

EXHIBIT OF PREMIUMS AND LOSSES (Statutory Page 14 Data)



NAIC Group Code....84 NAIC Company Code...26832

BUSINESS IN THE STATE OF ALABAMA DURING THE YEAR

Line of Business	Gross Premiums, Including Policy and Membership Fees, Less Return Premiums and Premiums on Policies not Taken		3 Dividends Paid or Credited to Policyholders on Direct Business	4 Direct Unearned Premium Reserves	5 Direct Losses Paid (deducting salvage)	6 Direct Losses Incurred	7 Direct Losses Unpaid	8 Direct Defense and Cost Containment Expense Paid	9 Direct Defense and Cost Containment Expense Incurred	10 Direct Defense and Cost Containment Expense Unpaid	11 Commissions and Brokerage Expenses	12 Taxes, Licenses and Fees
	1 Direct Premiums Written	2 Direct Premiums Earned										
1. Fire.....	3,160	3,231	.0	.655	.0	(294)	.380	.0	(17)	.90	.485	.286
2.1 Allied lines.....	3,209	3,113	.0	.622	.0	.187	.860	.0	.9	.93	.519	.490
2.2 Multiple peril crop.....	.0	.0	.0	.0	.0	.0	.0	.0	.0	.0	.0	.160
2.3 Federal flood.....	.0	.0	.0	.0	.0	.0	.0	.0	.0	.0	.0	.0
3. Farmowners multiple peril.....	21,882	20,335	.0	14,942	.0	1,760	4,792	.0	290	1,688	4,374	1,112
4. Homeowners multiple peril.....	.0	.0	.0	.0	.0	.0	.0	.0	.0	.0	.0	.0
5.1 Commercial multiple peril (non-liability portion).....	294,240	250,675	.0	109,391	52,137	50,027	219,859	1,743	7,069	28,161	54,514	12,143
5.2 Commercial multiple peril (liability portion).....	244,136	135,557	.0	160,571	6,725	92,900	127,183	108	8,895	62,474	39,729	9,572
6. Mortgage guaranty.....	.0	.0	.0	.0	.0	.0	.0	.0	.0	.0	.0	.0
8. Ocean marine.....	.0	.0	.0	.0	.0	.0	.0	.0	.0	.0	.0	.1
9. Inland marine.....	49,364	21,099	.0	33,559	.0	1,077	32,592	.0	(158)	2,451	8,445	1,996
10. Financial guaranty.....	.0	.0	.0	.0	.0	.0	.0	.0	.0	.0	.0	.0
11. Medical professional liability.....	.0	.0	.0	.0	.0	.0	.0	.0	.0	.0	.0	.0
12. Earthquake.....	.0	.0	.0	.0	.0	.0	.0	.0	.0	.0	.0	.39
13. Group accident and health (b).....	.0	.0	.0	.0	.0	.0	.0	.0	.0	.0	.0	.0
14. Credit A&H (group and individual).....	.0	.0	.0	.0	.0	.0	.0	.0	.0	.0	.0	.0
15.1 Collectively renewable A&H (b).....	.0	.0	.0	.0	.0	.0	.0	.0	.0	.0	.0	.0
15.2 Non-cancelable A&H (b).....	.0	.0	.0	.0	.0	.0	.0	.0	.0	.0	.0	.0
15.3 Guaranteed renewable A&H (b).....	.0	.0	.0	.0	.0	.0	.0	.0	.0	.0	.0	.0
15.4 Non-renewable for stated reasons only (b).....	.0	.0	.0	.0	.0	.0	.0	.0	.0	.0	.0	.0
15.5 Other accident only.....	.0	.0	.0	.0	.0	.0	.0	.0	.0	.0	.0	.0
15.6 Medicare Title XVIII exempt from state taxes or fees.....	.0	.0	.0	.0	.0	.0	.0	.0	.0	.0	.0	.0
15.7 All other A&H (b).....	.0	.0	.0	.0	.0	.0	.0	.0	.0	.0	.0	.0
15.8 Federal employees health benefits program premium (b).....	.0	.0	.0	.0	.0	.0	.0	.0	.0	.0	.0	.0
16. Workers' compensation.....	2,749,353	2,542,846	.0	1,023,800	509,650	496,139	3,033,830	79,888	69,498	175,734	643,576	132,079
17.1 Other liability-occurrence.....	386,476	339,036	.0	186,144	.0	1,195,255	2,254,851	.0	7,592	149,746	57,480	16,917
17.2 Other liability-claims-made.....	(765)	(32)	.0	.0	.0	(56)	.280	.0	.3	.33	(111)	.71
17.3 Excess workers' compensation.....	.0	.0	.0	.0	.0	.0	.0	.0	.0	.0	.0	.0
18. Products liability.....	.0	.29	.0	.0	.0	(299)	23,231	.0	(118)	13,464	(1)	.99
19.1 Private passenger auto no-fault (personal injury protection).....	.0	.0	.0	.0	.0	.0	.0	.0	.0	.0	.0	.0
19.2 Other private passenger auto liability.....	.0	.0	.0	.0	.0	.0	.0	.0	.0	.0	.0	.0
19.3 Commercial auto no-fault (personal injury protection).....	.0	.0	.0	.0	.0	.0	.0	.0	.0	.0	.0	.0
19.4 Other commercial auto liability.....	229,391	203,789	.0	136,821	109,989	61,138	145,494	.98	1,395	16,527	37,077	10,822
21.1 Private passenger auto physical damage.....	.0	.0	.0	.0	.0	.0	.0	.0	.0	.0	.0	.0
21.2 Commercial auto physical damage.....	61,148	54,274	.0	33,659	4,644	6,129	3,681	.0	15	211	9,553	4,256
22. Aircraft (all perils).....	.0	.0	.0	.0	.0	.0	.0	.0	.0	.0	.0	.0
23. Fidelity.....	4,989	4,838	.0	2,360	.0	304	2,296	.0	.57	.366	.871	.571
24. Surety.....	.0	.0	.0	.0	(6,615)	(6,622)	.299	.0	(86)	.33	.0	.261
26. Burglary and theft.....	1,648	1,648	.0	.881	.0	(438)	1,736	.0	(60)	.472	.280	.194
27. Boiler and machinery.....	28,724	21,180	.0	16,036	.0	.0	.0	.0	.0	.0	5,571	1,218
28. Credit.....	(60,704)	166,575	.0	174,438	36,891	385,255	348,425	.0	.0	.0	(246)	(1,672)
30. Warranty.....	.0	.0	.0	.0	.0	.0	.0	.0	.0	.0	.0	.85
34. Aggregate write-ins for other lines of business.....	(795)	5,676	.0	.0	1,888	9,461	14,559	.0	.0	.0	(247)	150
35. TOTALS (a).....	4,015,456	3,773,868	.0	1,893,880	715,310	2,291,923	6,214,349	81,837	94,384	451,541	861,870	190,849

DETAILS OF WRITE-INS

3401. Collateral protection.....	(795)	5,676	.0	.0	1,888	9,461	14,559	.0	.0	.0	(247)	150
3402. Supplemental unemployment.....	.0	.0	.0	.0	.0	.0	.0	.0	.0	.0	.0	.0
3403.0	.0	.0	.0	.0	.0	.0	.0	.0	.0	.0	.0
3498. Summary of remaining write-ins for Line 34 from overflow page.....	.0	.0	.0	.0	.0	.0	.0	.0	.0	.0	.0	.0
3499. TOTALS (Lines 3401 thru 3403 plus 3498) (Line 34 above).....	(795)	5,676	.0	.0	1,888	9,461	14,559	.0	.0	.0	(247)	150

(a) Finance and service charges not included in Lines 1 to 35 \$.....0.

(b) For health business on indicated lines report: Number of persons insured under PPO managed care products.....0 and number of persons insured under indemnity only products.....0.

19.6AL

EXHIBIT OF PREMIUMS AND LOSSES (Statutory Page 14 Data)



NAIC Group Code....84 NAIC Company Code....26832

BUSINESS IN THE STATE OF ARKANSAS DURING THE YEAR

Line of Business	Gross Premiums, Including Policy and Membership Fees, Less Return Premiums and Premiums on Policies not Taken		3 Dividends Paid or Credited to Policyholders on Direct Business	4 Direct Unearned Premium Reserves	5 Direct Losses Paid (deducting salvage)	6 Direct Losses Incurred	7 Direct Losses Unpaid	8 Direct Defense and Cost Containment Expense Paid	9 Direct Defense and Cost Containment Expense Incurred	10 Direct Defense and Cost Containment Expense Unpaid	11 Commissions and Brokerage Expenses	12 Taxes, Licenses and Fees
	1 Direct Premiums Written	2 Direct Premiums Earned										
1. Fire.....	0	0	0	0	0	0	0	0	0	0	0	154
2.1 Allied lines.....	0	0	0	0	0	3	0	0	0	0	0	2,306
2.2 Multiple peril crop.....	0	0	0	0	0	0	0	0	0	0	0	1,825
2.3 Federal flood.....	0	0	0	0	0	0	0	0	0	0	0	0
3. Farmowners multiple peril.....	0	63	0	0	0	141	201	0	(13)	33	0	14
4. Homeowners multiple peril.....	0	0	0	0	0	0	0	0	0	0	0	0
5.1 Commercial multiple peril (non-liability portion).....	35,136	55,715	0	17,079	(200)	4,275	9,757	2,498	2,771	1,281	6,671	1,205
5.2 Commercial multiple peril (liability portion).....	19,624	18,471	0	7,187	200,000	47,089	9,117	57,327	50,578	8,875	3,861	1,080
6. Mortgage guaranty.....	0	0	0	0	0	0	0	0	0	0	0	0
8. Ocean marine.....	0	0	0	0	0	0	0	0	0	0	0	10
9. Inland marine.....	1,187	1,043	0	666	0	8	141	0	4	18	240	823
10. Financial guaranty.....	0	0	0	0	0	0	0	0	0	0	0	0
11. Medical professional liability.....	0	0	0	0	0	0	0	0	0	0	0	0
12. Earthquake.....	0	0	0	0	0	2	0	0	0	0	0	72
13. Group accident and health (b).....	0	0	0	0	0	0	0	0	0	0	0	0
14. Credit A&H (group and individual).....	0	0	0	0	0	0	0	0	0	0	0	0
15.1 Collectively renewable A&H (b).....	0	0	0	0	0	0	0	0	0	0	0	0
15.2 Non-cancelable A&H (b).....	0	0	0	0	0	0	0	0	0	0	0	0
15.3 Guaranteed renewable A&H (b).....	0	0	0	0	0	0	0	0	0	0	0	0
15.4 Non-renewable for stated reasons only (b).....	0	0	0	0	0	0	0	0	0	0	0	0
15.5 Other accident only.....	0	0	0	0	0	0	0	0	0	0	0	0
15.6 Medicare Title XVIII exempt from state taxes or fees.....	0	0	0	0	0	0	0	0	0	0	0	0
15.7 All other A&H (b).....	0	0	0	0	0	0	0	0	0	0	0	0
15.8 Federal employees health benefits program premium (b).....	0	0	0	0	0	0	0	0	0	0	0	0
16. Workers' compensation.....	165,794	125,547	0	116,737	7,986	28,069	158,496	(944)	(6,549)	17,306	19,408	13,528
17.1 Other liability-occurrence.....	47,214	48,613	0	21,580	0	10,041	153,176	0	1,141	12,732	7,676	2,408
17.2 Other liability-claims-made.....	0	0	0	0	0	0	0	0	0	0	0	203
17.3 Excess workers' compensation.....	0	0	0	0	0	0	0	0	0	0	0	0
18. Products liability.....	0	0	0	0	0	(90)	50	0	(67)	67	0	314
19.1 Private passenger auto no-fault (personal injury protection).....	0	0	0	0	0	0	0	0	0	0	0	0
19.2 Other private passenger auto liability.....	0	0	0	0	0	0	0	0	0	0	0	0
19.3 Commercial auto no-fault (personal injury protection).....	0	0	0	0	0	0	0	0	0	0	0	0
19.4 Other commercial auto liability.....	33,395	32,534	0	13,912	5,615	7,114	11,573	40	329	2,242	2,336	1,693
21.1 Private passenger auto physical damage.....	0	0	0	0	0	0	0	0	0	0	0	0
21.2 Commercial auto physical damage.....	11,543	11,766	0	4,733	4,701	4,823	813	1,789	1,784	59	763	1,811
22. Aircraft (all perils).....	0	0	0	0	0	0	0	0	0	0	0	0
23. Fidelity.....	29	29	0	1	0	13	13	0	1	1	4	200
24. Surety.....	0	0	0	0	0	10	17	0	(17)	0	0	29
26. Burglary and theft.....	0	0	0	0	0	0	0	0	0	0	0	133
27. Boiler and machinery.....	3,469	5,719	0	1,697	0	0	0	0	0	0	687	429
28. Credit.....	636	82,976	0	73,613	1,288	134,627	135,624	0	0	0	87	1,392
30. Warranty.....	0	0	0	0	0	0	0	0	0	0	0	390
34. Aggregate write-ins for other lines of business.....	(580)	(129)	0	0	0	(7,094)	915	0	0	0	(147)	857
35. TOTALS (a).....	317,447	382,347	0	257,206	219,390	229,030	479,892	60,710	49,961	42,615	41,587	30,873

19.AR

DETAILS OF WRITE-INS

3401. Collateral protection.....	(580)	(129)	0	0	0	(7,094)	915	0	0	0	(147)	857
3402. Supplemental unemployment.....	0	0	0	0	0	0	0	0	0	0	0	0
3403.....	0	0	0	0	0	0	0	0	0	0	0	0
3498. Summary of remaining write-ins for Line 34 from overflow page.....	0	0	0	0	0	0	0	0	0	0	0	0
3499. TOTALS (Lines 3401 thru 3403 plus 3498) (Line 34 above).....	(580)	(129)	0	0	0	(7,094)	915	0	0	0	(147)	857

(a) Finance and service charges not included in Lines 1 to 35 \$.....0.

(b) For health business on indicated lines report: Number of persons insured under PPO managed care products.....0 and number of persons insured under indemnity only products.....0.

EXHIBIT OF PREMIUMS AND LOSSES (Statutory Page 14 Data)



NAIC Group Code....84 NAIC Company Code....26832

BUSINESS IN THE STATE OF ARIZONA DURING THE YEAR

19.AZ

Line of Business	Gross Premiums, Including Policy and Membership Fees, Less Return Premiums and Premiums on Policies not Taken		3 Dividends Paid or Credited to Policyholders on Direct Business	4 Direct Unearned Premium Reserves	5 Direct Losses Paid (deducting salvage)	6 Direct Losses Incurred	7 Direct Losses Unpaid	8 Direct Defense and Cost Containment Expense Paid	9 Direct Defense and Cost Containment Expense Incurred	10 Direct Defense and Cost Containment Expense Unpaid	11 Commissions and Brokerage Expenses	12 Taxes, Licenses and Fees
	1 Direct Premiums Written	2 Direct Premiums Earned										
1. Fire.....	2,935	2,894	0	1,101	0	187	499	0	80	153	742	42
2.1 Allied lines.....	2,601	2,580	0	975	149,662	75,334	723	95	51	136	657	37
2.2 Multiple peril crop.....	0	0	0	0	0	0	0	0	0	0	0	0
2.3 Federal flood.....	0	0	0	0	0	0	0	0	0	0	0	0
3. Farmowners multiple peril.....	31,144	28,714	0	2,430	0	4,130	5,640	0	(296)	2,266	7,706	480
4. Homeowners multiple peril.....	0	0	0	0	0	0	0	0	0	0	0	0
5.1 Commercial multiple peril (non-liability portion).....	925,662	921,933	0	175,626	462,219	454,273	201,410	68,063	104,897	40,134	212,509	13,399
5.2 Commercial multiple peril (liability portion).....	45,763	61,269	0	19,230	135,600	22,075	483,658	22,465	(166,429)	309,577	10,107	581
6. Mortgage guaranty.....	0	0	0	0	0	0	0	0	0	0	0	0
8. Ocean marine.....	0	0	0	0	0	0	0	0	0	0	0	0
9. Inland marine.....	7,978	9,067	0	3,278	0	(2,037)	1,321	0	(58)	531	1,819	115
10. Financial guaranty.....	0	0	0	0	0	0	0	0	0	0	0	0
11. Medical professional liability.....	0	0	0	0	0	0	0	0	0	0	0	0
12. Earthquake.....	0	0	0	0	0	3	0	0	0	0	0	0
13. Group accident and health (b).....	0	0	0	0	0	0	0	0	0	0	0	0
14. Credit A&H (group and individual).....	0	0	0	0	0	0	0	0	0	0	0	0
15.1 Collectively renewable A&H (b).....	0	0	0	0	0	0	0	0	0	0	0	0
15.2 Non-cancelable A&H (b).....	0	0	0	0	0	0	0	0	0	0	0	0
15.3 Guaranteed renewable A&H (b).....	0	0	0	0	0	0	0	0	0	0	0	0
15.4 Non-renewable for stated reasons only (b).....	0	0	0	0	0	0	0	0	0	0	0	0
15.5 Other accident only.....	0	0	0	0	0	0	0	0	0	0	0	0
15.6 Medicare Title XVIII exempt from state taxes or fees.....	0	0	0	0	0	0	0	0	0	0	0	0
15.7 All other A&H (b).....	0	0	0	0	0	0	0	0	0	0	0	0
15.8 Federal employees health benefits program premium (b).....	0	0	0	0	0	0	0	0	0	0	0	0
16. Workers' compensation.....	156,814	153,391	0	33,167	70,227	920	475,564	6,793	(8,478)	98,035	34,139	2,304
17.1 Other liability-occurrence.....	209,063	240,477	0	106,283	0	(504,730)	1,474,598	9,260	7,828	73,173	28,974	2,774
17.2 Other liability-claims-made.....	620	1,284	0	322	0	(676)	1,176	0	775	689	148	9
17.3 Excess workers' compensation.....	0	0	0	0	0	0	0	0	0	0	0	0
18. Products liability.....	0	0	0	0	0	(112)	17	0	(51)	8	0	0
19.1 Private passenger auto no-fault (personal injury protection).....	0	0	0	0	0	0	0	0	0	0	0	0
19.2 Other private passenger auto liability.....	0	0	0	0	0	(290)	4,994	0	0	48	0	0
19.3 Commercial auto no-fault (personal injury protection).....	0	0	0	0	0	0	0	0	0	0	0	0
19.4 Other commercial auto liability.....	79,041	218,561	0	24,855	1,088,107	(76,873)	70,004	63,300	56,144	14,612	11,558	757
21.1 Private passenger auto physical damage.....	0	0	0	0	0	0	0	0	0	0	0	0
21.2 Commercial auto physical damage.....	20,381	37,814	0	5,662	19,976	17,751	1,419	7,519	7,364	365	2,849	248
22. Aircraft (all perils).....	0	0	0	0	0	0	0	0	0	0	0	0
23. Fidelity.....	1,715	1,707	0	670	0	(1,669)	(43)	0	(48)	106	218	25
24. Surety.....	0	0	0	0	0	225	1,464	0	(287)	228	0	0
26. Burglary and theft.....	20	93	0	13	0	(1,258)	100	0	0	21	14	1
27. Boiler and machinery.....	8,559	10,625	0	3,569	0	0	0	0	0	0	1,471	122
28. Credit.....	(12,449)	65,744	0	100,628	18,649	142,164	133,218	0	0	0	(1,885)	(161)
30. Warranty.....	0	0	0	0	0	0	0	0	0	0	0	0
34. Aggregate write-ins for other lines of business.....	(5,389)	63,064	0	0	2,925	49,355	64,193	0	0	0	(89)	(70)
35. TOTALS (a).....	1,474,458	1,819,218	0	477,807	1,947,364	178,773	2,919,955	177,496	1,492	540,082	310,937	20,663

DETAILS OF WRITE-INS

3401. Collateral protection.....	(5,389)	63,064	0	0	2,925	49,355	64,193	0	0	0	(89)	(70)
3402. Supplemental unemployment.....	0	0	0	0	0	0	0	0	0	0	0	0
3403.....	0	0	0	0	0	0	0	0	0	0	0	0
3498. Summary of remaining write-ins for Line 34 from overflow page.....	0	0	0	0	0	0	0	0	0	0	0	0
3499. TOTALS (Lines 3401 thru 3403 plus 3498) (Line 34 above).....	(5,389)	63,064	0	0	2,925	49,355	64,193	0	0	0	(89)	(70)

(a) Finance and service charges not included in Lines 1 to 35 \$.....0.

(b) For health business on indicated lines report: Number of persons insured under PPO managed care products.....0 and number of persons insured under indemnity only products.....0.

EXHIBIT OF PREMIUMS AND LOSSES (Statutory Page 14 Data)



NAIC Group Code....84 NAIC Company Code...26832

BUSINESS IN THE STATE OF CALIFORNIA DURING THE YEAR

Line of Business	Gross Premiums, Including Policy and Membership Fees, Less Return Premiums and Premiums on Policies not Taken		3 Dividends Paid or Credited to Policyholders on Direct Business	4 Direct Unearned Premium Reserves	5 Direct Losses Paid (deducting salvage)	6 Direct Losses Incurred	7 Direct Losses Unpaid	8 Direct Defense and Cost Containment Expense Paid	9 Direct Defense and Cost Containment Expense Incurred	10 Direct Defense and Cost Containment Expense Unpaid	11 Commissions and Brokerage Expenses	12 Taxes, Licenses and Fees
	1 Direct Premiums Written	2 Direct Premiums Earned										
1. Fire.....	17,305	17,314	0	96	12,910	12,539	(61)	1,905	1,797	47	1,513	448
2.1 Allied lines.....	32,102	12,034	0	22,168	19,366	19,411	2,483	638	747	359	7,200	1,056
2.2 Multiple peril crop.....	0	0	0	0	0	0	0	0	0	0	0	219
2.3 Federal flood.....	0	0	0	0	0	0	0	0	0	0	0	0
3. Farmowners multiple peril.....	675,476	688,869	0	316,369	153,402	195,845	76,695	150	3,017	56,168	130,090	16,379
4. Homeowners multiple peril.....	0	0	0	0	0	0	0	0	0	0	0	0
5.1 Commercial multiple peril (non-liability portion).....	4,347,299	3,804,130	0	2,191,961	405,501	2,438,601	2,388,306	80,726	180,304	124,675	786,064	108,396
5.2 Commercial multiple peril (liability portion).....	2,136,162	1,977,983	0	1,039,980	759,943	868,150	2,107,995	1,075,832	1,256,687	1,222,479	382,353	52,779
6. Mortgage guaranty.....	0	0	0	0	0	0	0	0	0	0	0	0
8. Ocean marine.....	0	0	0	0	0	0	0	0	0	0	0	0
9. Inland marine.....	276,391	232,746	0	129,130	0	14,192	27,010	0	(3,586)	8,499	51,534	7,201
10. Financial guaranty.....	0	0	0	0	0	0	0	0	0	0	0	0
11. Medical professional liability.....	0	0	0	0	0	0	0	0	0	0	0	0
12. Earthquake.....	34,240	38,351	0	15,675	0	2,719	252	0	1,014	1,563	6,331	935
13. Group accident and health (b).....	0	0	0	0	0	0	0	0	0	0	0	0
14. Credit A&H (group and individual).....	0	0	0	0	0	0	0	0	0	0	0	0
15.1 Collectively renewable A&H (b).....	0	0	0	0	0	0	0	0	0	0	0	0
15.2 Non-cancelable A&H (b).....	0	0	0	0	0	0	0	0	0	0	0	0
15.3 Guaranteed renewable A&H (b).....	0	0	0	0	0	0	0	0	0	0	0	0
15.4 Non-renewable for stated reasons only (b).....	0	0	0	0	0	0	0	0	0	0	0	0
15.5 Other accident only.....	0	0	0	0	0	0	0	0	0	0	0	0
15.6 Medicare Title XVIII exempt from state taxes or fees.....	0	0	0	0	0	0	0	0	0	0	0	0
15.7 All other A&H (b).....	0	0	0	0	0	0	0	0	0	0	0	0
15.8 Federal employees health benefits program premium (b).....	0	0	0	0	0	0	0	0	0	0	0	0
16. Workers' compensation.....	2,766,134	1,851,125	0	1,576,888	1,205,664	1,015,947	7,544,607	365,236	235,553	553,606	333,095	76,263
17.1 Other liability-occurrence.....	3,959,297	3,620,052	0	1,926,790	15,000	(2,159,842)	10,386,939	73,199	121,506	942,018	519,067	97,330
17.2 Other liability-claims-made.....	122,826	116,229	0	38,068	0	(223,004)	255,051	0	40,941	55,676	29,720	3,232
17.3 Excess workers' compensation.....	0	0	0	0	0	0	0	0	0	0	0	0
18. Products liability.....	34,400	31,674	0	3,945	0	(2,506)	3,957	0	3,405	10,115	5,878	969
19.1 Private passenger auto no-fault (personal injury protection).....	0	0	0	0	0	0	0	0	0	0	0	0
19.2 Other private passenger auto liability.....	0	0	0	0	0	1,018	12,760	0	0	1,173	0	0
19.3 Commercial auto no-fault (personal injury protection).....	0	0	0	0	0	0	0	0	0	0	0	0
19.4 Other commercial auto liability.....	1,353,639	1,301,656	0	626,054	303,750	1,336,288	1,618,846	19,543	13,018	45,844	213,824	34,284
21.1 Private passenger auto physical damage.....	0	0	0	0	(30)	(9,330)	0	0	0	0	0	0
21.2 Commercial auto physical damage.....	289,883	259,487	0	133,722	139,316	144,818	19,489	2,734	1,758	394	43,659	7,889
22. Aircraft (all perils).....	0	0	0	0	0	0	0	0	0	0	0	0
23. Fidelity.....	32,674	27,665	0	19,343	0	8,547	14,045	0	209	871	5,599	1,078
24. Surety.....	472	16,859	0	0	0	(23,796)	19,783	0	(3,002)	4,967	(5,667)	(174)
26. Burglary and theft.....	4,890	5,231	0	3,804	0	(1,808)	(964)	0	568	625	816	329
27. Boiler and machinery.....	271,171	246,599	0	141,534	0	78,750	78,750	0	0	0	48,129	6,895
28. Credit.....	(25,155)	143,013	0	118,440	20,366	287,939	269,425	0	0	0	(7,541)	(438)
30. Warranty.....	0	0	0	0	0	0	0	0	0	0	0	40
34. Aggregate write-ins for other lines of business.....	(806)	(806)	0	0	14,680	96	5,382	0	0	0	(149)	62
35. TOTALS (a).....	16,328,400	14,390,212	0	8,303,968	3,049,869	4,004,574	24,830,752	1,619,963	1,853,936	3,029,080	2,551,514	415,174

DETAILS OF WRITE-INS

3401. Collateral protection.....	(806)	(806)	0	0	14,680	96	5,382	0	0	0	(149)	62
3402. Supplemental unemployment.....	0	0	0	0	0	0	0	0	0	0	0	0
3403.....	0	0	0	0	0	0	0	0	0	0	0	0
3498. Summary of remaining write-ins for Line 34 from overflow page.....	0	0	0	0	0	0	0	0	0	0	0	0
3499. TOTALS (Lines 3401 thru 3403 plus 3498) (Line 34 above).....	(806)	(806)	0	0	14,680	96	5,382	0	0	0	(149)	62

(a) Finance and service charges not included in Lines 1 to 35 \$.....0.

(b) For health business on indicated lines report: Number of persons insured under PPO managed care products.....0 and number of persons insured under indemnity only products.....0.

19.CA

EXHIBIT OF PREMIUMS AND LOSSES (Statutory Page 14 Data)



NAIC Group Code....84 NAIC Company Code...26832

BUSINESS IN THE STATE OF COLORADO DURING THE YEAR

Line of Business	Gross Premiums, Including Policy and Membership Fees, Less Return Premiums and Premiums on Policies not Taken		3 Dividends Paid or Credited to Policyholders on Direct Business	4 Direct Unearned Premium Reserves	5 Direct Losses Paid (deducting salvage)	6 Direct Losses Incurred	7 Direct Losses Unpaid	8 Direct Defense and Cost Containment Expense Paid	9 Direct Defense and Cost Containment Expense Incurred	10 Direct Defense and Cost Containment Expense Unpaid	11 Commissions and Brokerage Expenses	12 Taxes, Licenses and Fees
	1 Direct Premiums Written	2 Direct Premiums Earned										
1. Fire.....	0	0	0	0	0	170,021	170,000	0	0	0	0	0
2.1 Allied lines.....	0	0	0	0	0	7	0	0	0	0	0	0
2.2 Multiple peril crop.....	0	0	0	0	0	0	0	0	0	0	0	0
2.3 Federal flood.....	0	0	0	0	0	0	0	0	0	0	0	0
3. Farmowners multiple peril.....	0	0	0	0	0	(1,615)	(1,223)	0	1,383	1,689	0	0
4. Homeowners multiple peril.....	0	0	0	0	0	0	0	0	0	0	0	0
5.1 Commercial multiple peril (non-liability portion).....	420,858	383,300	0	79,954	732,195	693,387	(36,609)	21,748	24,853	3,541	83,125	9,507
5.2 Commercial multiple peril (liability portion).....	52,477	46,000	0	14,795	9,033	26,466	56,225	92	3,773	32,259	11,180	1,224
6. Mortgage guaranty.....	0	0	0	0	0	0	0	0	0	0	0	0
8. Ocean marine.....	0	0	0	0	0	0	0	0	0	0	0	0
9. Inland marine.....	1,042	1,673	0	624	0	(1,527)	388	0	(237)	53	230	33
10. Financial guaranty.....	0	0	0	0	0	0	0	0	0	0	0	0
11. Medical professional liability.....	0	0	0	0	0	0	0	0	0	0	0	0
12. Earthquake.....	0	0	0	0	0	1	0	0	0	0	0	0
13. Group accident and health (b).....	0	0	0	0	0	0	0	0	0	0	0	0
14. Credit A&H (group and individual).....	0	0	0	0	0	0	0	0	0	0	0	0
15.1 Collectively renewable A&H (b).....	0	0	0	0	0	0	0	0	0	0	0	0
15.2 Non-cancelable A&H (b).....	0	0	0	0	0	0	0	0	0	0	0	0
15.3 Guaranteed renewable A&H (b).....	0	0	0	0	0	0	0	0	0	0	0	0
15.4 Non-renewable for stated reasons only (b).....	0	0	0	0	0	0	0	0	0	0	0	0
15.5 Other accident only.....	0	0	0	0	0	0	0	0	0	0	0	0
15.6 Medicare Title XVIII exempt from state taxes or fees.....	0	0	0	0	0	0	0	0	0	0	0	0
15.7 All other A&H (b).....	0	0	0	0	0	0	0	0	0	0	0	0
15.8 Federal employees health benefits program premium (b).....	0	0	0	0	0	0	0	0	0	0	0	0
16. Workers' compensation.....	94,553	67,143	0	43,788	2,722	18,969	117,377	224	(2,702)	12,751	13,033	3,396
17.1 Other liability-occurrence.....	213,451	172,479	0	111,073	0	(167,411)	171,372	0	2,875	30,137	27,144	4,850
17.2 Other liability-claims-made.....	13,865	9,184	0	7,377	0	1,245	4,445	0	1,131	1,449	2,972	301
17.3 Excess workers' compensation.....	0	0	0	0	0	0	0	0	0	0	0	0
18. Products liability.....	0	0	0	0	0	(150)	28	0	(71)	21	0	0
19.1 Private passenger auto no-fault (personal injury protection).....	0	0	0	0	0	7	2,023	0	0	10	0	0
19.2 Other private passenger auto liability.....	0	0	0	0	0	5	62	0	0	19	0	0
19.3 Commercial auto no-fault (personal injury protection).....	0	0	0	0	0	5	172	0	(40)	13	0	0
19.4 Other commercial auto liability.....	39,898	29,456	0	23,822	34,489	50,259	32,180	11,510	11,620	2,336	6,807	893
21.1 Private passenger auto physical damage.....	0	0	0	0	0	0	0	0	0	0	0	0
21.2 Commercial auto physical damage.....	8,792	7,830	0	5,081	2,442	2,385	247	0	19	48	1,514	201
22. Aircraft (all perils).....	0	0	0	0	0	0	0	0	0	0	0	0
23. Fidelity.....	285	145	0	249	0	(344)	(286)	0	13	26	43	7
24. Surety.....	0	0	0	0	0	(635)	329	0	(35)	89	(141)	10
26. Burglary and theft.....	0	225	0	0	0	0	15	0	0	3	0	1
27. Boiler and machinery.....	9,400	10,098	0	5,483	0	0	0	0	0	0	1,436	235
28. Credit.....	78,224	(50,782)	0	241,806	32,547	63,326	35,965	0	0	0	123	2,025
30. Warranty.....	0	0	0	0	0	0	0	0	0	0	0	0
34. Aggregate write-ins for other lines of business.....	(2,675)	265,123	0	0	12,620	165,943	160,512	0	0	0	(125)	(54)
35. TOTALS (a).....	930,170	941,873	0	534,053	826,048	1,020,344	713,222	33,574	42,583	84,444	147,342	22,629

DETAILS OF WRITE-INS

3401. Collateral protection.....	(2,675)	265,123	0	0	12,620	165,943	160,512	0	0	0	(125)	(54)
3402. Supplemental unemployment.....	0	0	0	0	0	0	0	0	0	0	0	0
3403.....	0	0	0	0	0	0	0	0	0	0	0	0
3498. Summary of remaining write-ins for Line 34 from overflow page.....	0	0	0	0	0	0	0	0	0	0	0	0
3499. TOTALS (Lines 3401 thru 3403 plus 3498) (Line 34 above).....	(2,675)	265,123	0	0	12,620	165,943	160,512	0	0	0	(125)	(54)

(a) Finance and service charges not included in Lines 1 to 35 \$.....0.

(b) For health business on indicated lines report: Number of persons insured under PPO managed care products.....0 and number of persons insured under indemnity only products.....0.

19.CO

EXHIBIT OF PREMIUMS AND LOSSES (Statutory Page 14 Data)



NAIC Group Code....84 NAIC Company Code....26832

BUSINESS IN THE STATE OF CONNECTICUT DURING THE YEAR

19.CT

Line of Business	Gross Premiums, Including Policy and Membership Fees, Less Return Premiums and Premiums on Policies not Taken		3 Dividends Paid or Credited to Policyholders on Direct Business	4 Direct Unearned Premium Reserves	5 Direct Losses Paid (deducting salvage)	6 Direct Losses Incurred	7 Direct Losses Unpaid	8 Direct Defense and Cost Containment Expense Paid	9 Direct Defense and Cost Containment Expense Incurred	10 Direct Defense and Cost Containment Expense Unpaid	11 Commissions and Brokerage Expenses	12 Taxes, Licenses and Fees
	1 Direct Premiums Written	2 Direct Premiums Earned										
1. Fire.....	0	0	0	0	0	0	0	0	0	0	0	126
2.1 Allied lines.....	0	0	0	0	0	0	0	0	0	0	0	218
2.2 Multiple peril crop.....	0	0	0	0	0	0	0	0	0	0	0	19
2.3 Federal flood.....	0	0	0	0	0	0	0	0	0	0	0	0
3. Farmowners multiple peril.....	2,134	2,045	0	89	0	358	682	0	53	259	427	82
4. Homeowners multiple peril.....	0	0	0	0	0	0	0	0	0	0	0	0
5.1 Commercial multiple peril (non-liability portion).....	0	0	0	0	0	(113)	6,408	0	(18)	352	0	194
5.2 Commercial multiple peril (liability portion).....	0	0	0	0	0	1,852	6,123	0	2,832	9,790	0	234
6. Mortgage guaranty.....	0	0	0	0	0	0	0	0	0	0	0	0
8. Ocean marine.....	0	0	0	0	0	0	0	0	0	0	0	3
9. Inland marine.....	0	0	0	0	0	20	6,944	0	(9)	537	0	269
10. Financial guaranty.....	0	0	0	0	0	0	0	0	0	0	0	0
11. Medical professional liability.....	0	0	0	0	0	0	0	0	0	0	0	0
12. Earthquake.....	479	459	0	20	0	67	94	0	13	47	96	68
13. Group accident and health (b).....	0	0	0	0	0	0	0	0	0	0	0	0
14. Credit A&H (group and individual).....	0	0	0	0	0	0	0	0	0	0	0	0
15.1 Collectively renewable A&H (b).....	0	0	0	0	0	0	0	0	0	0	0	0
15.2 Non-cancelable A&H (b).....	0	0	0	0	0	0	0	0	0	0	0	0
15.3 Guaranteed renewable A&H (b).....	0	0	0	0	0	0	0	0	0	0	0	0
15.4 Non-renewable for stated reasons only (b).....	0	0	0	0	0	0	0	0	0	0	0	0
15.5 Other accident only.....	0	0	0	0	0	0	0	0	0	0	0	0
15.6 Medicare Title XVIII exempt from state taxes or fees.....	0	0	0	0	0	0	0	0	0	0	0	0
15.7 All other A&H (b).....	0	0	0	0	0	0	0	0	0	0	0	0
15.8 Federal employees health benefits program premium (b).....	0	0	0	0	0	0	0	0	0	0	0	0
16. Workers' compensation.....	575,762	483,049	0	134,640	1,352,730	240,814	1,444,661	48,343	38,195	89,844	59,683	16,910
17.1 Other liability-occurrence.....	135,093	152,240	0	68,498	0	(276,102)	4,627,212	14,636	6,714	244,240	15,223	9,289
17.2 Other liability-claims-made.....	0	0	0	0	0	(18,550)	7,394	0	91	837	0	161
17.3 Excess workers' compensation.....	0	0	0	0	0	0	0	0	0	0	0	0
18. Products liability.....	0	0	0	0	0	(133)	20	0	(60)	9	0	203
19.1 Private passenger auto no-fault (personal injury protection).....	0	0	0	0	0	(18)	(18)	0	0	0	0	0
19.2 Other private passenger auto liability.....	0	0	0	0	30	(489)	11,337	0	0	688	0	0
19.3 Commercial auto no-fault (personal injury protection).....	0	0	0	0	0	0	0	0	0	0	0	0
19.4 Other commercial auto liability.....	74,443	115,248	0	27,463	132,419	43,519	31,998	15,918	21,046	14,476	10,867	5,837
21.1 Private passenger auto physical damage.....	0	0	0	0	0	0	0	0	0	0	0	0
21.2 Commercial auto physical damage.....	19,496	28,261	0	6,672	6,174	6,948	2,294	0	20	229	2,860	3,000
22. Aircraft (all perils).....	0	0	0	0	0	0	0	0	0	0	0	0
23. Fidelity.....	0	0	0	0	0	0	0	0	0	0	0	186
24. Surety.....	0	0	0	0	0	20	50	0	(27)	3	0	136
26. Burglary and theft.....	0	0	0	0	0	0	0	0	0	0	0	66
27. Boiler and machinery.....	0	0	0	0	0	0	0	0	0	0	0	0
28. Credit.....	0	0	0	0	0	0	0	0	0	0	0	0
30. Warranty.....	0	0	0	0	0	0	0	0	0	0	0	195
34. Aggregate write-ins for other lines of business.....	319,341	432,034	0	124,496	8,967	70,949	70,238	0	0	0	5,360	3,571
35. TOTALS (a).....	1,126,748	1,213,338	0	361,877	1,500,320	69,142	6,215,438	78,897	68,850	361,313	94,516	40,767
DETAILS OF WRITE-INS												
3401. Collateral protection.....	319,341	432,034	0	124,496	8,967	70,949	70,238	0	0	0	5,360	3,571
3402. Supplemental unemployment.....	0	0	0	0	0	0	0	0	0	0	0	0
3403.....	0	0	0	0	0	0	0	0	0	0	0	0
3498. Summary of remaining write-ins for Line 34 from overflow page.....	0	0	0	0	0	0	0	0	0	0	0	0
3499. TOTALS (Lines 3401 thru 3403 plus 3498) (Line 34 above).....	319,341	432,034	0	124,496	8,967	70,949	70,238	0	0	0	5,360	3,571

(a) Finance and service charges not included in Lines 1 to 35 \$.....0.

(b) For health business on indicated lines report: Number of persons insured under PPO managed care products.....0 and number of persons insured under indemnity only products.....0.

EXHIBIT OF PREMIUMS AND LOSSES (Statutory Page 14 Data)



NAIC Group Code....84 NAIC Company Code....26832

BUSINESS IN THE STATE OF DISTRICT OF COLUMBIA DURING THE YEAR

Line of Business	Gross Premiums, Including Policy and Membership Fees, Less Return Premiums and Premiums on Policies not Taken		3 Dividends Paid or Credited to Policyholders on Direct Business	4 Direct Unearned Premium Reserves	5 Direct Losses Paid (deducting salvage)	6 Direct Losses Incurred	7 Direct Losses Unpaid	8 Direct Defense and Cost Containment Expense Paid	9 Direct Defense and Cost Containment Expense Incurred	10 Direct Defense and Cost Containment Expense Unpaid	11 Commissions and Brokerage Expenses	12 Taxes, Licenses and Fees
	1 Direct Premiums Written	2 Direct Premiums Earned										
1. Fire.....	0	0	0	0	0	0	0	0	0	0	0	76
2.1 Allied lines.....	0	0	0	0	0	0	0	0	0	0	0	177
2.2 Multiple peril crop.....	0	0	0	0	0	0	0	0	0	0	0	0
2.3 Federal flood.....	0	0	0	0	0	0	0	0	0	0	0	0
3. Farmowners multiple peril.....	0	0	0	0	0	0	0	0	0	0	0	1
4. Homeowners multiple peril.....	0	0	0	0	0	0	0	0	0	0	0	0
5.1 Commercial multiple peril (non-liability portion).....	23,183	161,077	0	11,831	0	19,828	30,535	0	4,556	2,708	6,904	835
5.2 Commercial multiple peril (liability portion).....	5,741	41,965	0	2,565	0	(85,658)	59,374	20	(19,262)	135,736	1,577	331
6. Mortgage guaranty.....	0	0	0	0	0	0	0	0	0	0	0	0
8. Ocean marine.....	0	0	0	0	0	0	0	0	0	0	0	6
9. Inland marine.....	1,871	1,908	0	1,336	0	(43)	1,645	0	(8)	125	423	232
10. Financial guaranty.....	0	0	0	0	0	0	0	0	0	0	0	0
11. Medical professional liability.....	0	0	0	0	0	0	0	0	0	0	0	0
12. Earthquake.....	0	8,861	0	0	0	6,476	6,530	0	130	130	131	59
13. Group accident and health (b).....	0	0	0	0	0	0	0	0	0	0	0	0
14. Credit A&H (group and individual).....	0	0	0	0	0	0	0	0	0	0	0	0
15.1 Collectively renewable A&H (b).....	0	0	0	0	0	0	0	0	0	0	0	0
15.2 Non-cancelable A&H (b).....	0	0	0	0	0	0	0	0	0	0	0	0
15.3 Guaranteed renewable A&H (b).....	0	0	0	0	0	0	0	0	0	0	0	0
15.4 Non-renewable for stated reasons only (b).....	0	0	0	0	0	0	0	0	0	0	0	0
15.5 Other accident only.....	0	0	0	0	0	0	0	0	0	0	0	0
15.6 Medicare Title XVIII exempt from state taxes or fees.....	0	0	0	0	0	0	0	0	0	0	0	0
15.7 All other A&H (b).....	0	0	0	0	0	0	0	0	0	0	0	0
15.8 Federal employees health benefits program premium (b).....	0	0	0	0	0	0	0	0	0	0	0	0
16. Workers' compensation.....	5,677	5,906	0	2,420	5,664	15,739	154,368	286	(5,049)	41,498	1,414	1,264
17.1 Other liability-occurrence.....	125,996	118,733	0	42,027	0	113,315	295,136	0	2,191	18,858	11,269	2,353
17.2 Other liability-claims-made.....	1,749	1,385	0	364	0	(540)	3,168	0	457	634	437	219
17.3 Excess workers' compensation.....	0	0	0	0	0	0	0	0	0	0	0	0
18. Products liability.....	0	0	0	0	0	0	0	0	0	0	0	89
19.1 Private passenger auto no-fault (personal injury protection).....	0	0	0	0	0	0	0	0	0	0	0	0
19.2 Other private passenger auto liability.....	0	0	0	0	0	0	0	0	0	0	0	0
19.3 Commercial auto no-fault (personal injury protection).....	136	131	0	74	0	7	18	0	2	6	18	117
19.4 Other commercial auto liability.....	29,070	17,620	0	21,313	0	1,077	4,830	0	233	865	4,953	740
21.1 Private passenger auto physical damage.....	0	0	0	0	0	0	0	0	0	0	0	0
21.2 Commercial auto physical damage.....	1,604	2,027	0	1,160	0	51	129	0	10	28	261	432
22. Aircraft (all perils).....	0	0	0	0	0	0	0	0	0	0	0	0
23. Fidelity.....	942	942	0	386	0	(48)	1,446	0	(49)	220	149	108
24. Surety.....	0	0	0	0	0	127	578	(6,610)	(6,690)	80	0	23
26. Burglary and theft.....	1,001	1,001	0	587	0	229	2,680	0	5	630	198	90
27. Boiler and machinery.....	2,522	2,598	0	1,632	0	0	0	0	0	0	534	170
28. Credit.....	0	1,303	0	783	0	2,205	2,205	0	0	0	0	178
30. Warranty.....	0	0	0	0	0	0	0	0	0	0	0	151
34. Aggregate write-ins for other lines of business.....	0	0	0	0	0	(3,250)	0	0	0	0	0	284
35. TOTALS (a).....	199,492	365,457	0	86,477	5,664	69,516	562,641	(6,304)	(23,474)	201,518	28,269	7,932

DETAILS OF WRITE-INS

3401. Collateral protection.....	0	0	0	0	0	(3,250)	0	0	0	0	0	284
3402. Supplemental unemployment.....	0	0	0	0	0	0	0	0	0	0	0	0
3403.	0	0	0	0	0	0	0	0	0	0	0	0
3498. Summary of remaining write-ins for Line 34 from overflow page.....	0	0	0	0	0	0	0	0	0	0	0	0
3499. TOTALS (Lines 3401 thru 3403 plus 3498) (Line 34 above).....	0	0	0	0	0	(3,250)	0	0	0	0	0	284

(a) Finance and service charges not included in Lines 1 to 35 \$.....0.

(b) For health business on indicated lines report: Number of persons insured under PPO managed care products.....0 and number of persons insured under indemnity only products.....0.

19.DC

EXHIBIT OF PREMIUMS AND LOSSES (Statutory Page 14 Data)



NAIC Group Code....84 NAIC Company Code....26832

BUSINESS IN THE STATE OF DELAWARE DURING THE YEAR

Line of Business	Gross Premiums, Including Policy and Membership Fees, Less Return Premiums and Premiums on Policies not Taken		3 Dividends Paid or Credited to Policyholders on Direct Business	4 Direct Unearned Premium Reserves	5 Direct Losses Paid (deducting salvage)	6 Direct Losses Incurred	7 Direct Losses Unpaid	8 Direct Defense and Cost Containment Expense Paid	9 Direct Defense and Cost Containment Expense Incurred	10 Direct Defense and Cost Containment Expense Unpaid	11 Commissions and Brokerage Expenses	12 Taxes, Licenses and Fees
	1 Direct Premiums Written	2 Direct Premiums Earned										
1. Fire.....	15	15	0	2	0	(11)	(10)	0	(1)	(0)	3	12
2.1 Allied lines.....	220	219	0	28	0	(126)	(116)	0	(7)	(4)	37	41
2.2 Multiple peril crop.....	0	0	0	0	0	0	0	0	0	0	0	0
2.3 Federal flood.....	0	0	0	0	0	0	0	0	0	0	0	0
3. Farmowners multiple peril.....	4,597	4,438	0	2,873	0	1,005	1,175	0	186	258	1,271	126
4. Homeowners multiple peril.....	0	0	0	0	0	0	0	0	0	0	0	0
5.1 Commercial multiple peril (non-liability portion).....	0	0	0	0	0	98,198	96,938	0	134	98	0	29
5.2 Commercial multiple peril (liability portion).....	5,691	5,775	0	387	65,526	8,642	21,947	30,405	26,834	5,093	1,424	166
6. Mortgage guaranty.....	0	0	0	0	0	0	0	0	0	0	0	0
8. Ocean marine.....	0	0	0	0	0	0	0	0	0	0	0	0
9. Inland marine.....	0	0	0	0	0	(192)	1,097	0	(72)	70	0	51
10. Financial guaranty.....	0	0	0	0	0	0	0	0	0	0	0	0
11. Medical professional liability.....	0	0	0	0	0	0	0	0	0	0	0	0
12. Earthquake.....	0	0	0	0	0	0	0	0	0	0	0	5
13. Group accident and health (b).....	0	0	0	0	0	0	0	0	0	0	0	0
14. Credit A&H (group and individual).....	0	0	0	0	0	0	0	0	0	0	0	0
15.1 Collectively renewable A&H (b).....	0	0	0	0	0	0	0	0	0	0	0	0
15.2 Non-cancelable A&H (b).....	0	0	0	0	0	0	0	0	0	0	0	0
15.3 Guaranteed renewable A&H (b).....	0	0	0	0	0	0	0	0	0	0	0	0
15.4 Non-renewable for stated reasons only (b).....	0	0	0	0	0	0	0	0	0	0	0	0
15.5 Other accident only.....	0	0	0	0	0	0	0	0	0	0	0	0
15.6 Medicare Title XVIII exempt from state taxes or fees.....	0	0	0	0	0	0	0	0	0	0	0	0
15.7 All other A&H (b).....	0	0	0	0	0	0	0	0	0	0	0	0
15.8 Federal employees health benefits program premium (b).....	0	0	0	0	0	0	0	0	0	0	0	0
16. Workers' compensation.....	0	0	0	0	0	0	0	0	0	0	0	0
17.1 Other liability-occurrence.....	349,717	147,946	0	235,952	0	(507,982)	941,953	6,288	20,809	59,886	63,243	8,016
17.2 Other liability-claims-made.....	14,238	12,193	0	5,261	0	2,638	7,238	0	1,823	2,204	3,433	396
17.3 Excess workers' compensation.....	0	0	0	0	0	0	0	0	0	0	0	0
18. Products liability.....	0	0	0	0	0	3	63	0	1	37	0	25
19.1 Private passenger auto no-fault (personal injury protection).....	0	0	0	0	0	0	0	0	0	0	0	0
19.2 Other private passenger auto liability.....	0	0	0	0	0	0	0	0	0	0	0	0
19.3 Commercial auto no-fault (personal injury protection).....	11,908	9,356	0	5,009	0	25,880	27,300	0	145	515	1,236	312
19.4 Other commercial auto liability.....	82,298	64,638	0	32,824	19,183	99,103	94,534	215	1,098	3,652	8,532	2,054
21.1 Private passenger auto physical damage.....	0	0	0	0	0	0	0	0	0	0	0	0
21.2 Commercial auto physical damage.....	14,379	11,553	0	6,631	19,505	19,797	810	165	223	191	1,517	455
22. Aircraft (all perils).....	0	0	0	0	0	0	0	0	0	0	0	0
23. Fidelity.....	104	104	0	13	0	(87)	114	0	(61)	(27)	17	19
24. Surety.....	0	0	0	0	0	96	507	0	(122)	71	0	3
26. Burglary and theft.....	0	0	0	0	0	0	66	0	0	16	0	12
27. Boiler and machinery.....	0	0	0	0	0	0	0	0	0	0	0	19
28. Credit.....	0	0	0	0	0	0	0	0	0	0	0	0
30. Warranty.....	0	0	0	0	0	0	0	0	0	0	0	41
34. Aggregate write-ins for other lines of business.....	129,164	143,706	0	105,850	154	58,685	61,641	0	0	0	12,926	2,236
35. TOTALS (a).....	612,331	399,941	0	394,829	104,368	(194,354)	1,255,257	37,072	50,990	72,059	93,639	14,019

DETAILS OF WRITE-INS

3401. Collateral protection.....	129,164	143,706	0	105,850	154	58,685	61,641	0	0	0	12,926	2,236
3402. Supplemental unemployment.....	0	0	0	0	0	0	0	0	0	0	0	0
3403.....	0	0	0	0	0	0	0	0	0	0	0	0
3498. Summary of remaining write-ins for Line 34 from overflow page.....	0	0	0	0	0	0	0	0	0	0	0	0
3499. TOTALS (Lines 3401 thru 3403 plus 3498) (Line 34 above).....	129,164	143,706	0	105,850	154	58,685	61,641	0	0	0	12,926	2,236

(a) Finance and service charges not included in Lines 1 to 35 \$.....0.

(b) For health business on indicated lines report: Number of persons insured under PPO managed care products.....0 and number of persons insured under indemnity only products.....0.

19.DE

EXHIBIT OF PREMIUMS AND LOSSES (Statutory Page 14 Data)



NAIC Group Code....84 NAIC Company Code....26832

BUSINESS IN THE STATE OF FLORIDA DURING THE YEAR

19.FL

Line of Business	Gross Premiums, Including Policy and Membership Fees, Less Return Premiums and Premiums on Policies not Taken		3 Dividends Paid or Credited to Policyholders on Direct Business	4 Direct Unearned Premium Reserves	5 Direct Losses Paid (deducting salvage)	6 Direct Losses Incurred	7 Direct Losses Unpaid	8 Direct Defense and Cost Containment Expense Paid	9 Direct Defense and Cost Containment Expense Incurred	10 Direct Defense and Cost Containment Expense Unpaid	11 Commissions and Brokerage Expenses	12 Taxes, Licenses and Fees
	1 Direct Premiums Written	2 Direct Premiums Earned										
1. Fire.....	293	1,688	0	10	0	(290)	(22)	0	59	89	51	144
2.1 Allied lines.....	5,601	5,727	0	340	0	(2,314)	(1,317)	0	1,872	1,882	1,480	1,264
2.2 Multiple peril crop.....	0	0	0	0	0	0	0	0	0	0	0	866
2.3 Federal flood.....	0	0	0	0	0	0	0	0	0	0	0	0
3. Farmowners multiple peril.....	399,321	414,274	0	219,045	21,304	78,290	937,337	152,500	158,934	33,275	97,450	5,845
4. Homeowners multiple peril.....	0	0	0	0	0	0	0	0	0	0	0	0
5.1 Commercial multiple peril (non-liability portion).....	28,619	39,822	0	24,015	4,909	(54,370)	(6,789)	7	(26)	614	5,128	903
5.2 Commercial multiple peril (liability portion).....	46,985	72,724	0	28,478	357,283	(439,597)	981,247	150,525	150,859	717,721	8,870	1,339
6. Mortgage guaranty.....	0	0	0	0	0	0	0	0	0	0	0	0
8. Ocean marine.....	0	0	0	0	0	0	0	0	0	0	0	0
9. Inland marine.....	63,608	61,444	0	47,341	0	(1,671)	2,972	0	947	5,032	12,698	1,465
10. Financial guaranty.....	0	0	0	0	0	0	0	0	0	0	0	0
11. Medical professional liability.....	0	0	0	0	0	0	0	0	0	0	0	0
12. Earthquake.....	0	0	0	0	0	17	0	0	0	0	0	37
13. Group accident and health (b).....	0	0	0	0	0	0	0	0	0	0	0	0
14. Credit A&H (group and individual).....	0	0	0	0	0	0	0	0	0	0	0	0
15.1 Collectively renewable A&H (b).....	0	0	0	0	0	0	0	0	0	0	0	0
15.2 Non-cancelable A&H (b).....	0	0	0	0	0	0	0	0	0	0	0	0
15.3 Guaranteed renewable A&H (b).....	0	0	0	0	0	0	0	0	0	0	0	0
15.4 Non-renewable for stated reasons only (b).....	0	0	0	0	0	0	0	0	0	0	0	0
15.5 Other accident only.....	0	0	0	0	0	0	0	0	0	0	0	0
15.6 Medicare Title XVIII exempt from state taxes or fees.....	0	0	0	0	0	0	0	0	0	0	0	0
15.7 All other A&H (b).....	0	0	0	0	0	0	0	0	0	0	0	0
15.8 Federal employees health benefits program premium (b).....	0	0	0	0	0	0	0	0	0	0	0	0
16. Workers' compensation.....	590,259	522,717	0	286,050	379,265	668,890	2,939,579	41,929	(1,396)	55,237	106,121	19,733
17.1 Other liability-occurrence.....	139,056	142,184	0	65,904	50,000	103,677	1,058,534	68,405	53,947	69,468	23,763	2,996
17.2 Other liability-claims-made.....	524	295	0	229	0	(17,555)	22,745	0	137	2,692	112	168
17.3 Excess workers' compensation.....	0	0	0	0	0	0	0	0	0	0	0	0
18. Products liability.....	0	0	0	0	0	(966)	755	0	(584)	630	0	167
19.1 Private passenger auto no-fault (personal injury protection).....	0	0	0	0	0	(178)	2,918	0	0	93	0	0
19.2 Other private passenger auto liability.....	0	0	0	0	0	(671)	11,635	0	1	238	0	0
19.3 Commercial auto no-fault (personal injury protection).....	3,443	3,498	0	1,414	0	(41)	1,005	0	(50)	180	581	633
19.4 Other commercial auto liability.....	127,332	112,450	0	54,805	20,261	8,948	79,975	297	(4,172)	7,473	19,994	2,502
21.1 Private passenger auto physical damage.....	0	0	0	0	0	0	0	0	0	2	0	0
21.2 Commercial auto physical damage.....	20,697	19,173	0	8,002	(3,854)	(4,158)	1,270	0	(3)	115	3,242	1,774
22. Aircraft (all perils).....	0	0	0	0	0	0	0	0	0	0	0	0
23. Fidelity.....	722	1,815	0	87	0	(1,697)	670	0	(336)	10	166	550
24. Surety.....	5,027	5,027	0	1,047	(300,000)	2,647	(306,463)	(110,199)	(115,085)	2,632	178	533
26. Burglary and theft.....	590	1,407	0	63	0	(6,420)	83	0	0	10	136	198
27. Boiler and machinery.....	3,773	4,465	0	1,974	9,201	9,201	0	0	0	0	606	435
28. Credit.....	0	0	0	0	0	0	0	0	0	0	0	0
30. Warranty.....	0	0	0	0	0	0	0	0	0	0	0	275
34. Aggregate write-ins for other lines of business.....	(8,423)	(2,740)	0	3,282	15,813	6,899	(8,914)	0	0	0	(2,888)	576
35. TOTALS (a).....	1,427,427	1,405,970	0	742,088	554,183	348,643	5,717,220	303,465	245,105	897,394	277,686	42,402

DETAILS OF WRITE-INS

3401. Collateral protection.....	(8,423)	(2,740)	0	3,282	15,813	6,899	(8,914)	0	0	0	(2,888)	576
3402. Supplemental unemployment.....	0	0	0	0	0	0	0	0	0	0	0	0
3403.	0	0	0	0	0	0	0	0	0	0	0	0
3498. Summary of remaining write-ins for Line 34 from overflow page.....	0	0	0	0	0	0	0	0	0	0	0	0
3499. TOTALS (Lines 3401 thru 3403 plus 3498) (Line 34 above).....	(8,423)	(2,740)	0	3,282	15,813	6,899	(8,914)	0	0	0	(2,888)	576

(a) Finance and service charges not included in Lines 1 to 35 \$.....0.

(b) For health business on indicated lines report: Number of persons insured under PPO managed care products.....0 and number of persons insured under indemnity only products.....0.

EXHIBIT OF PREMIUMS AND LOSSES (Statutory Page 14 Data)



NAIC Group Code....84 NAIC Company Code...26832

BUSINESS IN THE STATE OF GEORGIA DURING THE YEAR

19.GA

Line of Business	Gross Premiums, Including Policy and Membership Fees, Less Return Premiums and Premiums on Policies not Taken		3 Dividends Paid or Credited to Policyholders on Direct Business	4 Direct Unearned Premium Reserves	5 Direct Losses Paid (deducting salvage)	6 Direct Losses Incurred	7 Direct Losses Unpaid	8 Direct Defense and Cost Containment Expense Paid	9 Direct Defense and Cost Containment Expense Incurred	10 Direct Defense and Cost Containment Expense Unpaid	11 Commissions and Brokerage Expenses	12 Taxes, Licenses and Fees
	1 Direct Premiums Written	2 Direct Premiums Earned										
1. Fire.....	1,304	2,203	0	26	0	(7,320)	(6,845)	0	(444)	(273)	196	217
2.1 Allied lines.....	1,031	1,829	0	125	30,549	25,667	(4,478)	0	(297)	(161)	166	816
2.2 Multiple peril crop.....	0	0	0	0	0	0	0	0	0	0	0	507
2.3 Federal flood.....	0	0	0	0	0	0	0	0	0	0	0	0
3. Farmowners multiple peril.....	38,972	36,124	0	18,066	2,250	4,659	8,633	0	(111)	3,019	9,549	1,945
4. Homeowners multiple peril.....	0	0	0	0	0	0	0	0	0	0	0	0
5.1 Commercial multiple peril (non-liability portion).....	1,211,049	1,131,658	0	591,855	7,918	23,677	155,263	0	7,931	34,583	237,590	59,779
5.2 Commercial multiple peril (liability portion).....	443,822	396,962	0	189,660	53,617	177,148	328,982	29,121	36,873	167,689	74,287	21,790
6. Mortgage guaranty.....	0	0	0	0	0	0	0	0	0	0	0	0
8. Ocean marine.....	0	0	0	0	0	0	0	0	0	0	0	1
9. Inland marine.....	72,309	72,552	0	33,197	0	2	24,533	0	(1,964)	2,703	13,066	4,108
10. Financial guaranty.....	0	0	0	0	0	0	0	0	0	0	0	0
11. Medical professional liability.....	0	0	0	0	0	0	0	0	0	0	0	0
12. Earthquake.....	3,513	3,513	0	1,549	0	2,096	2,358	0	45	45	592	329
13. Group accident and health (b).....	0	0	0	0	0	0	0	0	0	0	0	0
14. Credit A&H (group and individual).....	0	0	0	0	0	0	0	0	0	0	0	0
15.1 Collectively renewable A&H (b).....	0	0	0	0	0	0	0	0	0	0	0	0
15.2 Non-cancelable A&H (b).....	0	0	0	0	0	0	0	0	0	0	0	0
15.3 Guaranteed renewable A&H (b).....	0	0	0	0	0	0	0	0	0	0	0	0
15.4 Non-renewable for stated reasons only (b).....	0	0	0	0	0	0	0	0	0	0	0	0
15.5 Other accident only.....	0	0	0	0	0	0	0	0	0	0	0	0
15.6 Medicare Title XVIII exempt from state taxes or fees.....	0	0	0	0	0	0	0	0	0	0	0	0
15.7 All other A&H (b).....	0	0	0	0	0	0	0	0	0	0	0	0
15.8 Federal employees health benefits program premium (b).....	0	0	0	0	0	0	0	0	0	0	0	0
16. Workers' compensation.....	10,086,795	9,190,629	0	3,759,407	1,926,255	4,202,987	8,787,318	194,430	254,802	523,513	2,239,925	490,718
17.1 Other liability-occurrence.....	796,840	798,531	0	272,504	57,989	303,491	1,876,088	0	(317,066)	416,288	70,358	39,340
17.2 Other liability-claims-made.....	31,616	27,683	0	8,771	0	(11,027)	20,984	0	4,085	4,793	6,452	1,652
17.3 Excess workers' compensation.....	0	0	0	0	0	0	0	0	0	0	0	0
18. Products liability.....	1,353	1,353	0	92	0	(748)	3,146	0	(2,754)	3,160	272	132
19.1 Private passenger auto no-fault (personal injury protection).....	0	0	0	0	0	0	0	0	0	0	0	0
19.2 Other private passenger auto liability.....	0	0	0	0	0	0	0	0	0	0	0	0
19.3 Commercial auto no-fault (personal injury protection).....	0	0	0	0	0	0	0	0	0	0	0	0
19.4 Other commercial auto liability.....	396,167	378,342	0	199,055	66,494	102,801	244,884	108	2,230	28,040	52,145	19,919
21.1 Private passenger auto physical damage.....	0	0	0	0	0	0	0	0	0	0	0	0
21.2 Commercial auto physical damage.....	85,581	71,996	0	42,413	47,030	47,313	3,799	140	249	509	9,568	5,076
22. Aircraft (all perils).....	0	0	0	0	0	0	0	0	0	0	0	0
23. Fidelity.....	8,087	7,981	0	4,150	0	644	3,805	0	(126)	317	1,464	874
24. Surety.....	0	0	0	0	0	8	500	0	(140)	96	0	285
26. Burglary and theft.....	7,584	7,394	0	3,002	0	4,211	6,331	0	(81)	355	1,275	601
27. Boiler and machinery.....	22,790	24,443	0	10,141	0	0	0	0	0	0	3,749	1,424
28. Credit.....	(37,342)	320,791	0	250,245	40,564	594,689	577,125	0	0	0	(1,366)	(1,602)
30. Warranty.....	0	0	0	0	0	0	0	0	0	0	0	108
34. Aggregate write-ins for other lines of business.....	(430)	(430)	0	0	25,503	18,515	9,271	0	0	0	(150)	213
35. TOTALS (a).....	13,171,041	12,473,555	0	5,384,257	2,258,172	5,488,813	12,041,695	223,798	(16,769)	1,184,672	2,719,138	648,233

DETAILS OF WRITE-INS

3401. Collateral protection.....	(430)	(430)	0	0	25,503	18,515	9,271	0	0	0	(150)	213
3402. Supplemental unemployment.....	0	0	0	0	0	0	0	0	0	0	0	0
3403.....	0	0	0	0	0	0	0	0	0	0	0	0
3498. Summary of remaining write-ins for Line 34 from overflow page.....	0	0	0	0	0	0	0	0	0	0	0	0
3499. TOTALS (Lines 3401 thru 3403 plus 3498) (Line 34 above).....	(430)	(430)	0	0	25,503	18,515	9,271	0	0	0	(150)	213

(a) Finance and service charges not included in Lines 1 to 35 \$.....0.

(b) For health business on indicated lines report: Number of persons insured under PPO managed care products.....0 and number of persons insured under indemnity only products.....0.

EXHIBIT OF PREMIUMS AND LOSSES (Statutory Page 14 Data)



NAIC Group Code....84 NAIC Company Code...26832

BUSINESS IN GRAND TOTAL DURING THE YEAR

19.GT

Line of Business	Gross Premiums, Including Policy and Membership Fees, Less Return Premiums and Premiums on Policies not Taken		3 Dividends Paid or Credited to Policyholders on Direct Business	4 Direct Unearned Premium Reserves	5 Direct Losses Paid (deducting salvage)	6 Direct Losses Incurred	7 Direct Losses Unpaid	8 Direct Defense and Cost Containment Expense Paid	9 Direct Defense and Cost Containment Expense Incurred	10 Direct Defense and Cost Containment Expense Unpaid	11 Commissions and Brokerage Expenses	12 Taxes, Licenses and Fees
	1 Direct Premiums Written	2 Direct Premiums Earned										
1. Fire.....	258,977	291,818	0	116,350	50,059	198,517	205,995	3,261	2,619	5,577	40,259	9,182
2.1 Allied lines.....	13,824,227	13,819,619	0	119,420	9,367,187	10,366,330	3,121,577	11,076	(564,765)	7,055	1,955,032	263,987
2.2 Multiple peril crop.....	0	0	0	0	0	0	0	0	0	0	0	27,590
2.3 Federal flood.....	0	0	0	0	0	0	0	0	0	0	0	0
3. Farmowners multiple peril.....	4,689,283	4,671,816	0	2,200,499	1,094,812	2,078,563	2,481,406	193,614	249,772	371,777	1,063,278	117,562
4. Homeowners multiple peril.....	0	0	0	0	0	0	0	0	0	0	0	0
5.1 Commercial multiple peril (non-liability portion).....	16,568,767	15,815,317	0	7,315,804	6,839,862	9,371,043	7,065,239	360,853	579,538	575,339	2,676,766	427,733
5.2 Commercial multiple peril (liability portion).....	5,559,346	5,301,939	0	2,668,662	6,334,325	2,274,608	18,908,030	5,275,140	4,078,628	8,179,578	954,378	157,956
6. Mortgage guaranty.....	0	0	0	0	0	0	0	0	0	0	0	0
8. Ocean marine.....	0	0	0	0	0	0	744	0	0	149	0	121
9. Inland marine.....	1,153,758	1,179,291	0	524,826	260,134	272,188	802,914	2,013	(15,506)	84,152	178,428	45,106
10. Financial guaranty.....	0	0	0	0	0	0	0	0	0	0	0	0
11. Medical professional liability.....	0	0	0	0	0	0	0	0	0	0	0	0
12. Earthquake.....	84,413	119,045	0	38,252	0	37,011	42,755	0	3,827	5,207	16,966	4,778
13. Group accident and health (b).....	0	0	0	0	0	0	0	0	0	0	0	0
14. Credit A&H (group and individual).....	0	0	0	0	0	0	0	0	0	0	0	0
15.1 Collectively renewable A&H (b).....	0	0	0	0	0	0	0	0	0	0	0	0
15.2 Non-cancelable A&H (b).....	0	0	0	0	0	0	0	0	0	0	0	0
15.3 Guaranteed renewable A&H (b).....	0	0	0	0	0	0	0	0	0	0	0	0
15.4 Non-renewable for stated reasons only (b).....	0	0	0	0	0	0	0	0	0	0	0	0
15.5 Other accident only.....	0	0	0	0	0	0	0	0	0	0	0	0
15.6 Medicare Title XVIII exempt from state taxes or fees.....	0	0	0	0	0	0	0	0	0	0	0	0
15.7 All other A&H (b).....	0	0	0	0	0	0	0	0	0	0	0	0
15.8 Federal employees health benefits program premium (b).....	0	0	0	0	0	0	0	0	0	0	0	0
16. Workers' compensation.....	87,121,446	75,140,029	0	35,812,057	19,519,060	40,416,616	123,869,365	2,268,158	2,128,750	6,320,147	16,960,728	2,803,297
17.1 Other liability-occurrence.....	18,110,433	17,125,020	0	8,635,374	5,701,883	(3,898,887)	62,732,404	776,574	85,326	7,075,343	2,319,830	486,757
17.2 Other liability-claims-made.....	6,229,585	5,932,477	0	2,384,995	776,683	(1,353,608)	9,544,772	139,282	1,002,155	1,157,706	1,485,497	135,239
17.3 Excess workers' compensation.....	0	0	0	0	0	0	0	0	0	0	0	0
18. Products liability.....	138,704	137,609	0	57,041	9,550	56,220	525,886	58,341	40,456	145,503	22,331	7,327
19.1 Private passenger auto no-fault (personal injury protection).....	0	0	0	0	144	587	15,666	504	504	3,336	0	0
19.2 Other private passenger auto liability.....	0	0	0	0	30	(2,411)	100,266	35	33	18,798	0	0
19.3 Commercial auto no-fault (personal injury protection).....	146,956	104,500	0	66,879	0	32,591	75,357	0	2,009	9,548	30,797	6,590
19.4 Other commercial auto liability.....	6,374,948	6,213,121	0	2,840,056	2,549,293	3,017,417	6,004,573	329,533	350,153	523,526	840,375	194,358
21.1 Private passenger auto physical damage.....	0	0	0	0	(11,632)	(70,552)	0	0	2	12	0	0
21.2 Commercial auto physical damage.....	1,608,441	1,508,990	0	694,369	1,034,441	1,212,059	323,537	22,190	21,769	8,231	195,819	76,853
22. Aircraft (all perils).....	0	0	0	0	0	0	0	0	0	0	0	0
23. Fidelity.....	111,956	120,269	0	54,299	(1,186)	(56,883)	87,631	0	2,090	32,649	18,900	12,169
24. Surety.....	14,141,474	12,354,294	0	5,186,314	1,070,091	4,170,889	4,423,445	(100,870)	776,623	1,353,930	5,645,798	335,263
26. Burglary and theft.....	28,076	32,307	0	13,280	1,895	(27,291)	23,813	0	(1,837)	4,600	4,882	6,114
27. Boiler and machinery.....	703,154	693,362	0	323,020	52,937	351,687	298,750	86	86	0	123,140	26,185
28. Credit.....	5,116,206	4,030,652	0	11,767,871	1,489,015	10,191,712	9,003,124	0	0	0	863,274	131,079
30. Warranty.....	0	1,446	0	3,376	0	(84)	3,490	0	0	0	0	5,333
34. Aggregate write-ins for other lines of business.....	361,974	4,488,919	0	233,753	444,142	3,209,051	3,379,225	2,204	2,204	0	12,081	13,645
35. TOTALS (a).....	182,332,124	169,081,840	0	81,056,498	56,582,725	81,847,376	253,039,964	9,341,992	8,744,435	25,882,164	35,408,559	5,294,226

DETAILS OF WRITE-INS

3401. Collateral protection.....	361,759	4,488,704	0	233,753	444,142	3,209,051	3,379,225	2,204	2,204	0	12,081	13,645
3402. Supplemental unemployment.....	0	0	0	0	0	0	0	0	0	0	0	0
3403. Uninsured motorist.....	215	215	0	0	0	0	0	0	0	0	0	0
3498. Summary of remaining write-ins for Line 34 from overflow page.....	0	0	0	0	0	0	0	0	0	0	0	0
3499. TOTALS (Lines 3401 thru 3403 plus 3498) (Line 34 above).....	361,974	4,488,919	0	233,753	444,142	3,209,051	3,379,225	2,204	2,204	0	12,081	13,645

(a) Finance and service charges not included in Lines 1 to 35 \$.....0.

(b) For health business on indicated lines report: Number of persons insured under PPO managed care products.....0 and number of persons insured under indemnity only products.....0.

EXHIBIT OF PREMIUMS AND LOSSES (Statutory Page 14 Data)



NAIC Group Code....84 NAIC Company Code....26832

BUSINESS IN THE STATE OF HAWAII DURING THE YEAR

Line of Business	Gross Premiums, Including Policy and Membership Fees, Less Return Premiums and Premiums on Policies not Taken		3 Dividends Paid or Credited to Policyholders on Direct Business	4 Direct Unearned Premium Reserves	5 Direct Losses Paid (deducting salvage)	6 Direct Losses Incurred	7 Direct Losses Unpaid	8 Direct Defense and Cost Containment Expense Paid	9 Direct Defense and Cost Containment Expense Incurred	10 Direct Defense and Cost Containment Expense Unpaid	11 Commissions and Brokerage Expenses	12 Taxes, Licenses and Fees
	1 Direct Premiums Written	2 Direct Premiums Earned										
1. Fire.....	0	0	0	0	0	4	0	0	0	0	0	0
2.1 Allied lines.....	0	0	0	0	0	3	0	0	0	0	0	0
2.2 Multiple peril crop.....	0	0	0	0	0	0	0	0	0	0	0	0
2.3 Federal flood.....	0	0	0	0	0	0	0	0	0	0	0	0
3. Farmowners multiple peril.....	0	0	0	0	0	0	0	0	0	0	0	0
4. Homeowners multiple peril.....	0	0	0	0	0	0	0	0	0	0	0	0
5.1 Commercial multiple peril (non-liability portion).....	173	161	0	166	0	78	86	0	16	17	26	7
5.2 Commercial multiple peril (liability portion).....	1,639	36,082	0	59	171,687	96,697	203,943	0	(16,780)	168,622	374	(109)
6. Mortgage guaranty.....	0	0	0	0	0	0	0	0	0	0	0	0
8. Ocean marine.....	0	0	0	0	0	0	0	0	0	0	0	0
9. Inland marine.....	0	693	0	291	0	(354)	(1)	0	(11)	1	0	0
10. Financial guaranty.....	0	0	0	0	0	0	0	0	0	0	0	0
11. Medical professional liability.....	0	0	0	0	0	0	0	0	0	0	0	0
12. Earthquake.....	0	0	0	0	0	6	0	0	0	0	0	0
13. Group accident and health (b).....	0	0	0	0	0	0	0	0	0	0	0	0
14. Credit A&H (group and individual).....	0	0	0	0	0	0	0	0	0	0	0	0
15.1 Collectively renewable A&H (b).....	0	0	0	0	0	0	0	0	0	0	0	0
15.2 Non-cancelable A&H (b).....	0	0	0	0	0	0	0	0	0	0	0	0
15.3 Guaranteed renewable A&H (b).....	0	0	0	0	0	0	0	0	0	0	0	0
15.4 Non-renewable for stated reasons only (b).....	0	0	0	0	0	0	0	0	0	0	0	0
15.5 Other accident only.....	0	0	0	0	0	0	0	0	0	0	0	0
15.6 Medicare Title XVIII exempt from state taxes or fees.....	0	0	0	0	0	0	0	0	0	0	0	0
15.7 All other A&H (b).....	0	0	0	0	0	0	0	0	0	0	0	0
15.8 Federal employees health benefits program premium (b).....	0	0	0	0	0	0	0	0	0	0	0	0
16. Workers' compensation.....	19,908	24,376	0	6,868	48,287	(79,816)	182,705	913	(14,882)	70,751	1,518	316
17.1 Other liability-occurrence.....	0	0	0	0	0	(37,026)	159,620	0	(7,369)	10,686	0	0
17.2 Other liability-claims-made.....	0	0	0	0	0	0	0	0	0	0	0	0
17.3 Excess workers' compensation.....	0	0	0	0	0	0	0	0	0	0	0	0
18. Products liability.....	0	0	0	0	0	0	0	0	0	0	0	0
19.1 Private passenger auto no-fault (personal injury protection).....	0	0	0	0	0	0	0	0	0	0	0	0
19.2 Other private passenger auto liability.....	0	0	0	0	0	0	0	0	0	0	0	0
19.3 Commercial auto no-fault (personal injury protection).....	0	0	0	0	0	0	0	0	0	0	0	0
19.4 Other commercial auto liability.....	0	0	0	0	0	(5)	8	0	37	(2)	0	0
21.1 Private passenger auto physical damage.....	0	0	0	0	0	0	0	0	0	0	0	0
21.2 Commercial auto physical damage.....	0	0	0	0	0	0	0	0	0	0	0	0
22. Aircraft (all perils).....	0	0	0	0	0	0	0	0	0	0	0	0
23. Fidelity.....	0	0	0	0	0	0	0	0	0	0	0	0
24. Surety.....	0	354	0	0	0	(3,707)	532	0	(663)	416	(457)	(3)
26. Burglary and theft.....	0	0	0	0	0	0	0	0	0	0	0	0
27. Boiler and machinery.....	0	0	0	0	0	0	0	0	0	0	0	0
28. Credit.....	(1,957)	12,337	0	9,565	0	25,822	25,822	0	0	0	(342)	(84)
30. Warranty.....	0	0	0	0	0	0	0	0	0	0	0	0
34. Aggregate write-ins for other lines of business.....	0	0	0	0	0	529	529	0	0	0	0	0
35. TOTALS (a).....	19,763	74,004	0	16,949	219,974	2,229	573,244	913	(39,652)	250,491	1,120	127

19.HI

DETAILS OF WRITE-INS

3401. Collateral protection.....	0	0	0	0	0	529	529	0	0	0	0	0
3402. Supplemental unemployment.....	0	0	0	0	0	0	0	0	0	0	0	0
3403.....	0	0	0	0	0	0	0	0	0	0	0	0
3498. Summary of remaining write-ins for Line 34 from overflow page.....	0	0	0	0	0	0	0	0	0	0	0	0
3499. TOTALS (Lines 3401 thru 3403 plus 3498) (Line 34 above).....	0	0	0	0	0	529	529	0	0	0	0	0

(a) Finance and service charges not included in Lines 1 to 35 \$.....0.

(b) For health business on indicated lines report: Number of persons insured under PPO managed care products.....0 and number of persons insured under indemnity only products.....0.

EXHIBIT OF PREMIUMS AND LOSSES (Statutory Page 14 Data)



NAIC Group Code....84 NAIC Company Code....26832

BUSINESS IN THE STATE OF IOWA DURING THE YEAR

Line of Business	Gross Premiums, Including Policy and Membership Fees, Less Return Premiums and Premiums on Policies not Taken		3 Dividends Paid or Credited to Policyholders on Direct Business	4 Direct Unearned Premium Reserves	5 Direct Losses Paid (deducting salvage)	6 Direct Losses Incurred	7 Direct Losses Unpaid	8 Direct Defense and Cost Containment Expense Paid	9 Direct Defense and Cost Containment Expense Incurred	10 Direct Defense and Cost Containment Expense Unpaid	11 Commissions and Brokerage Expenses	12 Taxes, Licenses and Fees
	1 Direct Premiums Written	2 Direct Premiums Earned										
1. Fire.....	978	1,001	.0	155	0	(100)	(14)	0	(3)	10	147	91
2.1 Allied lines.....	2,986	3,025	.0	482	0	(277)	(43)	0	(7)	28	448	7,163
2.2 Multiple peril crop.....	0	0	.0	0	0	0	0	0	0	0	0	6,964
2.3 Federal flood.....	0	0	.0	0	0	0	0	0	0	0	0	0
3. Farmowners multiple peril.....	228,414	267,597	.0	172,489	3,683	(3,292)	(4,844)	190	(4,107)	2,697	55,964	3,955
4. Homeowners multiple peril.....	0	0	.0	0	0	0	0	0	0	0	0	0
5.1 Commercial multiple peril (non-liability portion).....	14,144	17,707	.0	4,061	13,482	(11,139)	2,712	0	(212)	481	839	290
5.2 Commercial multiple peril (liability portion).....	12,381	13,115	.0	3,056	745	5,771	8,915	0	320	5,136	2,472	376
6. Mortgage guaranty.....	0	0	.0	0	0	0	0	0	0	0	0	0
8. Ocean marine.....	0	0	.0	0	0	0	0	0	0	0	0	0
9. Inland marine.....	1,063	1,383	.0	310	0	(138)	287	0	(163)	16	38	221
10. Financial guaranty.....	0	0	.0	0	0	0	0	0	0	0	0	0
11. Medical professional liability.....	0	0	.0	0	0	0	0	0	0	0	0	0
12. Earthquake.....	0	0	.0	0	0	0	0	0	0	0	0	28
13. Group accident and health (b).....	0	0	.0	0	0	0	0	0	0	0	0	0
14. Credit A&H (group and individual).....	0	0	.0	0	0	0	0	0	0	0	0	0
15.1 Collectively renewable A&H (b).....	0	0	.0	0	0	0	0	0	0	0	0	0
15.2 Non-cancelable A&H (b).....	0	0	.0	0	0	0	0	0	0	0	0	0
15.3 Guaranteed renewable A&H (b).....	0	0	.0	0	0	0	0	0	0	0	0	0
15.4 Non-renewable for stated reasons only (b).....	0	0	.0	0	0	0	0	0	0	0	0	0
15.5 Other accident only.....	0	0	.0	0	0	0	0	0	0	0	0	0
15.6 Medicare Title XVIII exempt from state taxes or fees.....	0	0	.0	0	0	0	0	0	0	0	0	0
15.7 All other A&H (b).....	0	0	.0	0	0	0	0	0	0	0	0	0
15.8 Federal employees health benefits program premium (b).....	0	0	.0	0	0	0	0	0	0	0	0	0
16. Workers' compensation.....	2,130,795	1,280,316	.0	977,550	8,145	400,713	480,259	185	27,755	34,834	439,611	42,588
17.1 Other liability-occurrence.....	22,566	20,263	.0	10,445	0	(13,082)	75,922	0	(1,196)	7,557	3,745	716
17.2 Other liability-claims-made.....	0	0	.0	0	0	(1,317)	634	0	723	(71)	0	72
17.3 Excess workers' compensation.....	0	0	.0	0	0	0	0	0	0	0	0	0
18. Products liability.....	0	0	.0	0	0	(37)	11	0	(17)	3	0	71
19.1 Private passenger auto no-fault (personal injury protection).....	0	0	.0	0	0	0	0	0	0	0	0	0
19.2 Other private passenger auto liability.....	0	0	.0	0	0	0	0	0	0	0	0	0
19.3 Commercial auto no-fault (personal injury protection).....	0	0	.0	0	0	0	0	0	0	0	0	0
19.4 Other commercial auto liability.....	17,289	17,344	.0	4,255	0	152	4,258	0	137	1,145	1,605	805
21.1 Private passenger auto physical damage.....	0	0	.0	0	0	0	0	0	0	0	0	0
21.2 Commercial auto physical damage.....	10,929	10,188	.0	3,070	3,410	3,582	465	0	26	71	1,022	842
22. Aircraft (all perils).....	0	0	.0	0	0	0	0	0	0	0	0	0
23. Fidelity.....	0	22	.0	0	0	0	0	0	0	0	0	185
24. Surety.....	0	0	.0	0	0	9	54	0	(12)	7	0	139
26. Burglary and theft.....	0	0	.0	0	0	0	0	0	0	0	0	58
27. Boiler and machinery.....	3,221	3,499	.0	1,549	6,304	6,304	0	0	0	0	607	266
28. Credit.....	(11,406)	14,195	.0	32,653	20,744	62,832	42,644	0	0	0	(506)	254
30. Warranty.....	0	0	.0	0	0	0	0	0	0	0	0	100
34. Aggregate write-ins for other lines of business.....	(169)	27,470	.0	0	0	13,416	18,247	0	0	0	(55)	234
35. TOTALS (a).....	2,433,191	1,677,127	.0	1,210,075	56,513	463,398	629,507	375	23,245	51,914	505,937	65,417

DETAILS OF WRITE-INS

3401. Collateral protection.....	(169)	27,470	.0	0	0	13,416	18,247	0	0	0	(55)	234
3402. Supplemental unemployment.....	0	0	.0	0	0	0	0	0	0	0	0	0
3403.....	0	0	.0	0	0	0	0	0	0	0	0	0
3498. Summary of remaining write-ins for Line 34 from overflow page.....	0	0	.0	0	0	0	0	0	0	0	0	0
3499. TOTALS (Lines 3401 thru 3403 plus 3498) (Line 34 above).....	(169)	27,470	.0	0	0	13,416	18,247	0	0	0	(55)	234

(a) Finance and service charges not included in Lines 1 to 35 \$.....0.

(b) For health business on indicated lines report: Number of persons insured under PPO managed care products.....0 and number of persons insured under indemnity only products.....0.

191A

EXHIBIT OF PREMIUMS AND LOSSES (Statutory Page 14 Data)



NAIC Group Code....84 NAIC Company Code....26832

BUSINESS IN THE STATE OF IDAHO DURING THE YEAR

19.1D

Line of Business	Gross Premiums, Including Policy and Membership Fees, Less Return Premiums and Premiums on Policies not Taken		3 Dividends Paid or Credited to Policyholders on Direct Business	4 Direct Unearned Premium Reserves	5 Direct Losses Paid (deducting salvage)	6 Direct Losses Incurred	7 Direct Losses Unpaid	8 Direct Defense and Cost Containment Expense Paid	9 Direct Defense and Cost Containment Expense Incurred	10 Direct Defense and Cost Containment Expense Unpaid	11 Commissions and Brokerage Expenses	12 Taxes, Licenses and Fees
	1 Direct Premiums Written	2 Direct Premiums Earned										
1. Fire.....	0	0	0	0	0	17	0	0	0	0	0	0
2.1 Allied lines.....	0	0	0	0	0	0	0	0	0	0	0	0
2.2 Multiple peril crop.....	0	0	0	0	0	0	0	0	0	0	0	0
2.3 Federal flood.....	0	0	0	0	0	0	0	0	0	0	0	0
3. Farmowners multiple peril.....	0	1,846	0	0	0	341	362	0	45	80	0	11
4. Homeowners multiple peril.....	0	0	0	0	0	0	0	0	0	0	0	0
5.1 Commercial multiple peril (non-liability portion).....	25,953	22,852	0	9,054	0	566	3,181	0	334	754	1,925	539
5.2 Commercial multiple peril (liability portion).....	11,694	10,519	0	5,725	0	3,670	7,139	0	921	5,131	1,755	232
6. Mortgage guaranty.....	0	0	0	0	0	0	0	0	0	0	0	0
8. Ocean marine.....	0	0	0	0	0	0	0	0	0	0	0	0
9. Inland marine.....	1,997	1,765	0	512	0	56	359	0	(102)	19	86	39
10. Financial guaranty.....	0	0	0	0	0	0	0	0	0	0	0	0
11. Medical professional liability.....	0	0	0	0	0	0	0	0	0	0	0	0
12. Earthquake.....	0	0	0	0	0	0	0	0	0	0	0	0
13. Group accident and health (b).....	0	0	0	0	0	0	0	0	0	0	0	0
14. Credit A&H (group and individual).....	0	0	0	0	0	0	0	0	0	0	0	0
15.1 Collectively renewable A&H (b).....	0	0	0	0	0	0	0	0	0	0	0	0
15.2 Non-cancelable A&H (b).....	0	0	0	0	0	0	0	0	0	0	0	0
15.3 Guaranteed renewable A&H (b).....	0	0	0	0	0	0	0	0	0	0	0	0
15.4 Non-renewable for stated reasons only (b).....	0	0	0	0	0	0	0	0	0	0	0	0
15.5 Other accident only.....	0	0	0	0	0	0	0	0	0	0	0	0
15.6 Medicare Title XVIII exempt from state taxes or fees.....	0	0	0	0	0	0	0	0	0	0	0	0
15.7 All other A&H (b).....	0	0	0	0	0	0	0	0	0	0	0	0
15.8 Federal employees health benefits program premium (b).....	0	0	0	0	0	0	0	0	0	0	0	0
16. Workers' compensation.....	80,239	68,572	0	22,363	120	(1,245)	69,784	35	(1,754)	9,365	16,024	3,280
17.1 Other liability-occurrence.....	103,730	92,314	0	45,071	0	1,458	149,030	0	(486)	16,675	18,118	2,073
17.2 Other liability-claims-made.....	158,368	168,345	0	68,452	0	(20,072)	92,471	0	(3,208)	2,734	39,665	3,309
17.3 Excess workers' compensation.....	0	0	0	0	0	0	0	0	0	0	0	0
18. Products liability.....	0	0	0	0	0	0	0	0	0	0	0	0
19.1 Private passenger auto no-fault (personal injury protection).....	0	0	0	0	0	0	0	0	0	0	0	0
19.2 Other private passenger auto liability.....	0	0	0	0	0	0	0	0	0	0	0	0
19.3 Commercial auto no-fault (personal injury protection).....	0	0	0	0	0	0	0	0	0	0	0	0
19.4 Other commercial auto liability.....	71,093	60,732	0	27,946	1,854	5,371	23,624	0	(1,068)	3,114	11,192	1,391
21.1 Private passenger auto physical damage.....	0	0	0	0	0	0	0	0	0	0	0	0
21.2 Commercial auto physical damage.....	11,942	9,899	0	4,859	9,918	9,671	334	0	3	15	1,577	231
22. Aircraft (all perils).....	0	0	0	0	0	0	0	0	0	0	0	0
23. Fidelity.....	217	217	0	27	0	(427)	(404)	0	3	8	42	4
24. Surety.....	0	0	0	0	0	(5)	3	0	(4)	2	0	0
26. Burglary and theft.....	0	0	0	0	0	0	0	0	0	0	0	0
27. Boiler and machinery.....	1,952	1,566	0	744	0	0	0	0	0	0	358	37
28. Credit.....	7,333	27,131	0	31,932	0	43,756	44,009	0	0	0	735	119
30. Warranty.....	0	0	0	0	0	0	0	0	0	0	0	0
34. Aggregate write-ins for other lines of business.....	(420)	13,645	0	0	0	9,088	17,024	0	0	0	(30)	(6)
35. TOTALS (a).....	474,098	479,403	0	216,686	11,892	52,245	406,914	35	(5,316)	37,898	91,446	11,260

DETAILS OF WRITE-INS

3401. Collateral protection.....	(420)	13,645	0	0	0	9,088	17,024	0	0	0	(30)	(6)
3402. Supplemental unemployment.....	0	0	0	0	0	0	0	0	0	0	0	0
3403.....	0	0	0	0	0	0	0	0	0	0	0	0
3498. Summary of remaining write-ins for Line 34 from overflow page.....	0	0	0	0	0	0	0	0	0	0	0	0
3499. TOTALS (Lines 3401 thru 3403 plus 3498) (Line 34 above).....	(420)	13,645	0	0	0	9,088	17,024	0	0	0	(30)	(6)

(a) Finance and service charges not included in Lines 1 to 35 \$.....0.

(b) For health business on indicated lines report: Number of persons insured under PPO managed care products.....0 and number of persons insured under indemnity only products.....0.

EXHIBIT OF PREMIUMS AND LOSSES (Statutory Page 14 Data)



NAIC Group Code....84 NAIC Company Code...26832

BUSINESS IN THE STATE OF ILLINOIS DURING THE YEAR

Line of Business	Gross Premiums, Including Policy and Membership Fees, Less Return Premiums and Premiums on Policies not Taken		3 Dividends Paid or Credited to Policyholders on Direct Business	4 Direct Unearned Premium Reserves	5 Direct Losses Paid (deducting salvage)	6 Direct Losses Incurred	7 Direct Losses Unpaid	8 Direct Defense and Cost Containment Expense Paid	9 Direct Defense and Cost Containment Expense Incurred	10 Direct Defense and Cost Containment Expense Unpaid	11 Commissions and Brokerage Expenses	12 Taxes, Licenses and Fees
	1 Direct Premiums Written	2 Direct Premiums Earned										
1. Fire.....	6,192	5,546	0	4,437	0	(1,270)	(279)	0	(33)	96	981	106
2.1 Allied lines.....	2,020,828	2,020,907	0	4,837	1,709,632	1,708,590	(299)	0	(256,138)	232	294,302	44,421
2.2 Multiple peril crop.....	0	0	0	0	0	0	0	0	0	0	0	0
2.3 Federal flood.....	0	0	0	0	0	0	0	0	0	0	0	0
3. Farmowners multiple peril.....	83,922	72,307	0	50,224	0	6,232	13,460	0	1,235	4,121	22,710	1,882
4. Homeowners multiple peril.....	0	0	0	0	0	0	0	0	0	0	0	0
5.1 Commercial multiple peril (non-liability portion).....	106,951	149,677	0	36,310	46,774	164,949	211,948	1,585	(4,351)	(7,618)	11,081	1,603
5.2 Commercial multiple peril (liability portion).....	36,105	96,602	0	17,470	142,509	408,534	2,106,838	696,826	425,643	806,001	6,920	(931)
6. Mortgage guaranty.....	0	0	0	0	0	0	0	0	0	0	0	0
8. Ocean marine.....	0	0	0	0	0	0	0	0	0	0	0	0
9. Inland marine.....	19,382	20,414	0	10,522	57,065	58,434	12,995	2,013	1,058	1,222	1,592	457
10. Financial guaranty.....	0	0	0	0	0	0	0	0	0	0	0	0
11. Medical professional liability.....	0	0	0	0	0	0	0	0	0	0	0	0
12. Earthquake.....	70	50	0	20	0	1,281	1,392	0	856	874	12	2
13. Group accident and health (b).....	0	0	0	0	0	0	0	0	0	0	0	0
14. Credit A&H (group and individual).....	0	0	0	0	0	0	0	0	0	0	0	0
15.1 Collectively renewable A&H (b).....	0	0	0	0	0	0	0	0	0	0	0	0
15.2 Non-cancelable A&H (b).....	0	0	0	0	0	0	0	0	0	0	0	0
15.3 Guaranteed renewable A&H (b).....	0	0	0	0	0	0	0	0	0	0	0	0
15.4 Non-renewable for stated reasons only (b).....	0	0	0	0	0	0	0	0	0	0	0	0
15.5 Other accident only.....	0	0	0	0	0	0	0	0	0	0	0	0
15.6 Medicare Title XVIII exempt from state taxes or fees.....	0	0	0	0	0	0	0	0	0	0	0	0
15.7 All other A&H (b).....	0	0	0	0	0	0	0	0	0	0	0	0
15.8 Federal employees health benefits program premium (b).....	0	0	0	0	0	0	0	0	0	0	0	0
16. Workers' compensation.....	8,747,228	7,949,599	0	3,512,599	1,406,235	6,053,770	11,003,920	192,561	229,296	605,591	1,890,433	209,937
17.1 Other liability-occurrence.....	813,136	1,211,071	0	427,449	0	(300,824)	3,454,884	(334)	(349,002)	298,421	130,438	17,644
17.2 Other liability-claims-made.....	18,803	18,568	0	4,068	0	(5,823)	33,246	0	3,677	4,491	3,823	450
17.3 Excess workers' compensation.....	0	0	0	0	0	0	0	0	0	0	0	0
18. Products liability.....	0	0	0	0	0	(10,359)	(3,047)	0	(6,597)	6,156	0	(2)
19.1 Private passenger auto no-fault (personal injury protection).....	0	0	0	0	0	0	0	0	0	0	0	0
19.2 Other private passenger auto liability.....	0	0	0	0	0	47	131	0	(1)	58	0	0
19.3 Commercial auto no-fault (personal injury protection).....	0	0	0	0	0	0	0	0	0	0	0	0
19.4 Other commercial auto liability.....	43,005	46,538	0	23,838	3,527	(39,567)	3,404	0	2,636	7,074	4,604	966
21.1 Private passenger auto physical damage.....	0	0	0	0	0	0	0	0	0	1	0	0
21.2 Commercial auto physical damage.....	11,222	11,427	0	6,040	7,552	6,839	632	2,769	2,715	61	1,130	247
22. Aircraft (all perils).....	0	0	0	0	0	0	0	0	0	0	0	0
23. Fidelity.....	711	1,999	0	544	0	(1,087)	6,146	0	127	1,386	44	4
24. Surety.....	14,131,951	12,325,499	0	5,183,112	1,376,706	4,221,044	4,678,818	15,939	910,462	1,339,456	5,652,447	329,675
26. Burglary and theft.....	381	472	0	16	0	(2,041)	109	0	0	5	57	6
27. Boiler and machinery.....	5,950	9,158	0	2,696	755	755	0	0	0	0	1,102	93
28. Credit.....	45,046	206,524	0	333,419	49,138	475,312	440,284	0	0	0	7,883	1,454
30. Warranty.....	0	0	0	0	0	0	0	0	0	0	0	0
34. Aggregate write-ins for other lines of business.....	(108)	162,667	0	0	38,781	156,563	145,956	0	0	0	(38)	(63)
35. TOTALS (a).....	26,090,775	24,309,025	0	9,617,601	4,838,675	12,901,379	22,110,538	911,358	961,584	3,067,626	8,029,561	607,951

DETAILS OF WRITE-INS

3401. Collateral protection.....	(108)	162,667	0	0	38,781	156,563	145,956	0	0	0	(38)	(63)
3402. Supplemental unemployment.....	0	0	0	0	0	0	0	0	0	0	0	0
3403.....	0	0	0	0	0	0	0	0	0	0	0	0
3498. Summary of remaining write-ins for Line 34 from overflow page.....	0	0	0	0	0	0	0	0	0	0	0	0
3499. TOTALS (Lines 3401 thru 3403 plus 3498) (Line 34 above).....	(108)	162,667	0	0	38,781	156,563	145,956	0	0	0	(38)	(63)

(a) Finance and service charges not included in Lines 1 to 35 \$.....0.

(b) For health business on indicated lines report: Number of persons insured under PPO managed care products.....0 and number of persons insured under indemnity only products.....0.

191L

EXHIBIT OF PREMIUMS AND LOSSES (Statutory Page 14 Data)



NAIC Group Code....84 NAIC Company Code....26832

BUSINESS IN THE STATE OF INDIANA DURING THE YEAR

19'6

Line of Business	Gross Premiums, Including Policy and Membership Fees, Less Return Premiums and Premiums on Policies not Taken		3 Dividends Paid or Credited to Policyholders on Direct Business	4 Direct Unearned Premium Reserves	5 Direct Losses Paid (deducting salvage)	6 Direct Losses Incurred	7 Direct Losses Unpaid	8 Direct Defense and Cost Containment Expense Paid	9 Direct Defense and Cost Containment Expense Incurred	10 Direct Defense and Cost Containment Expense Unpaid	11 Commissions and Brokerage Expenses	12 Taxes, Licenses and Fees
	1 Direct Premiums Written	2 Direct Premiums Earned										
1. Fire.....	7,827	7,686	0	5,349	0	(785)	281	0	(130)	89	1,174	116
2.1 Allied lines.....	4,899	4,860	0	3,259	0	(399)	213	0	(62)	58	750	74
2.2 Multiple peril crop.....	0	0	0	0	0	0	0	0	0	0	0	0
2.3 Federal flood.....	0	0	0	0	0	0	0	0	0	0	0	0
3. Farmowners multiple peril.....	0	0	0	0	0	0	0	0	0	0	0	0
4. Homeowners multiple peril.....	0	0	0	0	0	0	0	0	0	0	0	0
5.1 Commercial multiple peril (non-liability portion).....	1,850,117	1,333,434	0	956,873	370,469	127,424	(137,551)	2,481	3,822	9,790	179,304	27,302
5.2 Commercial multiple peril (liability portion).....	265,604	207,510	0	129,490	164,741	229,558	2,441,431	263,996	262,469	61,304	27,999	4,021
6. Mortgage guaranty.....	0	0	0	0	0	0	0	0	0	0	0	0
8. Ocean marine.....	0	0	0	0	0	0	0	0	0	0	0	0
9. Inland marine.....	32,574	29,806	0	13,472	0	(3,081)	8,123	0	(441)	533	3,508	540
10. Financial guaranty.....	0	0	0	0	0	0	0	0	0	0	0	0
11. Medical professional liability.....	0	0	0	0	0	0	0	0	0	0	0	0
12. Earthquake.....	4,428	3,718	0	1,924	0	1,455	1,835	0	105	105	697	62
13. Group accident and health (b).....	0	0	0	0	0	0	0	0	0	0	0	0
14. Credit A&H (group and individual).....	0	0	0	0	0	0	0	0	0	0	0	0
15.1 Collectively renewable A&H (b).....	0	0	0	0	0	0	0	0	0	0	0	0
15.2 Non-cancelable A&H (b).....	0	0	0	0	0	0	0	0	0	0	0	0
15.3 Guaranteed renewable A&H (b).....	0	0	0	0	0	0	0	0	0	0	0	0
15.4 Non-renewable for stated reasons only (b).....	0	0	0	0	0	0	0	0	0	0	0	0
15.5 Other accident only.....	0	0	0	0	0	0	0	0	0	0	0	0
15.6 Medicare Title XVIII exempt from state taxes or fees.....	0	0	0	0	0	0	0	0	0	0	0	0
15.7 All other A&H (b).....	0	0	0	0	0	0	0	0	0	0	0	0
15.8 Federal employees health benefits program premium (b).....	0	0	0	0	0	0	0	0	0	0	0	0
16. Workers' compensation.....	3,331,914	2,917,948	0	1,629,895	246,824	1,209,487	1,707,714	25,732	63,972	140,416	733,395	52,165
17.1 Other liability-occurrence.....	527,817	439,139	0	293,781	1,316	(257,827)	1,543,071	0	(1,936)	129,718	80,109	8,081
17.2 Other liability-claims-made.....	0	25	0	0	0	(747)	1,886	0	(12)	191	0	0
17.3 Excess workers' compensation.....	0	0	0	0	0	0	0	0	0	0	0	0
18. Products liability.....	486	486	0	223	0	(1,625)	(611)	0	357	1,231	98	8
19.1 Private passenger auto no-fault (personal injury protection).....	0	0	0	0	0	0	0	0	0	0	0	0
19.2 Other private passenger auto liability.....	0	0	0	0	0	0	0	0	0	0	0	0
19.3 Commercial auto no-fault (personal injury protection).....	0	0	0	0	0	0	0	0	0	0	0	0
19.4 Other commercial auto liability.....	109,938	90,251	0	44,846	9,861	13,632	33,799	790	566	6,740	12,189	1,695
21.1 Private passenger auto physical damage.....	0	0	0	0	0	0	0	0	0	0	0	0
21.2 Commercial auto physical damage.....	35,867	32,912	0	12,497	13,366	13,961	1,559	0	59	184	3,498	589
22. Aircraft (all perils).....	0	0	0	0	0	0	0	0	0	0	0	0
23. Fidelity.....	3,730	3,571	0	2,004	0	(8,766)	(5,119)	0	71	960	702	55
24. Surety.....	0	0	0	0	0	(3)	4	0	(2)	1	0	0
26. Burglary and theft.....	24	24	0	21	0	0	0	0	0	0	4	0
27. Boiler and machinery.....	16,150	13,746	0	6,623	0	0	0	0	0	0	2,785	237
28. Credit.....	141,583	115,490	0	349,100	67,052	279,519	221,474	0	0	0	24,777	2,292
30. Warranty.....	0	1,411	0	3,051	0	(83)	3,421	0	0	0	0	0
34. Aggregate write-ins for other lines of business.....	74	161,329	0	0	11,688	127,713	122,341	0	0	0	13	1
35. TOTALS (a).....	6,333,032	5,363,348	0	3,452,407	885,317	1,729,433	5,943,869	292,998	328,838	351,320	1,071,003	97,239

DETAILS OF WRITE-INS

3401. Collateral protection.....	74	161,329	0	0	11,688	127,713	122,341	0	0	0	13	1
3402. Supplemental unemployment.....	0	0	0	0	0	0	0	0	0	0	0	0
3403.....	0	0	0	0	0	0	0	0	0	0	0	0
3498. Summary of remaining write-ins for Line 34 from overflow page.....	0	0	0	0	0	0	0	0	0	0	0	0
3499. TOTALS (Lines 3401 thru 3403 plus 3498) (Line 34 above).....	74	161,329	0	0	11,688	127,713	122,341	0	0	0	13	1

(a) Finance and service charges not included in Lines 1 to 35 \$.....0.

(b) For health business on indicated lines report: Number of persons insured under PPO managed care products.....0 and number of persons insured under indemnity only products.....0.

EXHIBIT OF PREMIUMS AND LOSSES (Statutory Page 14 Data)



NAIC Group Code....84 NAIC Company Code....26832

BUSINESS IN THE STATE OF KANSAS DURING THE YEAR

19.KS

Line of Business	Gross Premiums, Including Policy and Membership Fees, Less Return Premiums and Premiums on Policies not Taken		3 Dividends Paid or Credited to Policyholders on Direct Business	4 Direct Unearned Premium Reserves	5 Direct Losses Paid (deducting salvage)	6 Direct Losses Incurred	7 Direct Losses Unpaid	8 Direct Defense and Cost Containment Expense Paid	9 Direct Defense and Cost Containment Expense Incurred	10 Direct Defense and Cost Containment Expense Unpaid	11 Commissions and Brokerage Expenses	12 Taxes, Licenses and Fees
	1 Direct Premiums Written	2 Direct Premiums Earned										
1. Fire.....	0	0	0	0	0	0	0	0	0	0	0	111
2.1 Allied lines.....	0	0	0	0	1,047	1,047	0	0	0	0	0	3,414
2.2 Multiple peril crop.....	0	0	0	0	0	0	0	0	0	0	0	3,239
2.3 Federal flood.....	0	0	0	0	0	0	0	0	0	0	0	0
3. Farmowners multiple peril.....	174,047	174,687	0	60,072	0	20,762	16,349	0	8,408	13,442	46,521	10,983
4. Homeowners multiple peril.....	0	0	0	0	0	0	0	0	0	0	0	0
5.1 Commercial multiple peril (non-liability portion).....	70,359	99,411	0	27,080	101,763	98,106	11,079	1,486	1,377	2,062	12,960	4,977
5.2 Commercial multiple peril (liability portion).....	38,808	39,913	0	14,457	1,739	32,215	39,859	0	2,963	11,993	7,395	2,638
6. Mortgage guaranty.....	0	0	0	0	0	0	0	0	0	0	0	0
8. Ocean marine.....	0	0	0	0	0	0	0	0	0	0	0	1
9. Inland marine.....	5,628	7,696	0	3,017	4,286	4,577	1,592	0	(440)	87	675	619
10. Financial guaranty.....	0	0	0	0	0	0	0	0	0	0	0	0
11. Medical professional liability.....	0	0	0	0	0	0	0	0	0	0	0	0
12. Earthquake.....	0	0	0	0	0	0	0	0	0	0	0	59
13. Group accident and health (b).....	0	0	0	0	0	0	0	0	0	0	0	0
14. Credit A&H (group and individual).....	0	0	0	0	0	0	0	0	0	0	0	0
15.1 Collectively renewable A&H (b).....	0	0	0	0	0	0	0	0	0	0	0	0
15.2 Non-cancelable A&H (b).....	0	0	0	0	0	0	0	0	0	0	0	0
15.3 Guaranteed renewable A&H (b).....	0	0	0	0	0	0	0	0	0	0	0	0
15.4 Non-renewable for stated reasons only (b).....	0	0	0	0	0	0	0	0	0	0	0	0
15.5 Other accident only.....	0	0	0	0	0	0	0	0	0	0	0	0
15.6 Medicare Title XVIII exempt from state taxes or fees.....	0	0	0	0	0	0	0	0	0	0	0	0
15.7 All other A&H (b).....	0	0	0	0	0	0	0	0	0	0	0	0
15.8 Federal employees health benefits program premium (b).....	0	0	0	0	0	0	0	0	0	0	0	0
16. Workers' compensation.....	197,696	178,110	0	70,704	61,412	740,255	911,006	6,770	7,558	20,073	13,170	15,470
17.1 Other liability-occurrence.....	103,445	103,735	0	39,181	(991,586)	(960,301)	719,693	7,387	(2,119)	61,971	18,990	7,138
17.2 Other liability-claims-made.....	5,732	5,738	0	1,259	0	1,052	4,954	0	1,384	1,474	1,140	432
17.3 Excess workers' compensation.....	0	0	0	0	0	0	0	0	0	0	0	0
18. Products liability.....	107	107	0	49	0	(4,275)	3,375	0	(1,481)	9,282	5	96
19.1 Private passenger auto no-fault (personal injury protection).....	0	0	0	0	0	0	0	0	0	0	0	0
19.2 Other private passenger auto liability.....	0	0	0	0	0	0	0	0	0	0	0	0
19.3 Commercial auto no-fault (personal injury protection).....	581	553	0	290	0	(72)	157	0	7	50	39	158
19.4 Other commercial auto liability.....	23,656	22,071	0	11,889	5,936	2,849	6,431	0	246	2,036	1,636	1,752
21.1 Private passenger auto physical damage.....	0	0	0	0	0	0	0	0	0	0	0	0
21.2 Commercial auto physical damage.....	24,037	21,621	0	11,638	15,854	15,884	1,217	0	9	126	1,548	1,839
22. Aircraft (all perils).....	0	0	0	0	0	0	0	0	0	0	0	0
23. Fidelity.....	1,561	954	0	849	0	72	163	0	18	18	280	183
24. Surety.....	0	0	0	0	0	28	60	0	(42)	3	0	23
26. Burglary and theft.....	353	352	0	235	0	0	0	0	(21)	0	79	114
27. Boiler and machinery.....	6,718	7,467	0	2,390	0	0	0	0	0	0	1,391	554
28. Credit.....	(6,919)	89,694	0	85,841	1,209	179,139	181,372	0	0	0	(107)	(16)
30. Warranty.....	0	0	0	0	0	0	0	0	0	0	0	69
34. Aggregate write-ins for other lines of business.....	933	24,926	0	0	13,728	37,025	27,977	0	0	0	163	368
35. TOTALS (a).....	646,742	777,036	0	328,950	(784,611)	168,362	1,925,283	15,642	17,867	122,618	105,884	54,219

DETAILS OF WRITE-INS

3401. Collateral protection.....	933	24,926	0	0	13,728	37,025	27,977	0	0	0	163	368
3402. Supplemental unemployment.....	0	0	0	0	0	0	0	0	0	0	0	0
3403.....	0	0	0	0	0	0	0	0	0	0	0	0
3498. Summary of remaining write-ins for Line 34 from overflow page.....	0	0	0	0	0	0	0	0	0	0	0	0
3499. TOTALS (Lines 3401 thru 3403 plus 3498) (Line 34 above).....	933	24,926	0	0	13,728	37,025	27,977	0	0	0	163	368

(a) Finance and service charges not included in Lines 1 to 35 \$.....0.

(b) For health business on indicated lines report: Number of persons insured under PPO managed care products.....0 and number of persons insured under indemnity only products.....0.

EXHIBIT OF PREMIUMS AND LOSSES (Statutory Page 14 Data)



NAIC Group Code....84 NAIC Company Code....26832

BUSINESS IN THE STATE OF KENTUCKY DURING THE YEAR

Line of Business	Gross Premiums, Including Policy and Membership Fees, Less Return Premiums and Premiums on Policies not Taken		3 Dividends Paid or Credited to Policyholders on Direct Business	4 Direct Unearned Premium Reserves	5 Direct Losses Paid (deducting salvage)	6 Direct Losses Incurred	7 Direct Losses Unpaid	8 Direct Defense and Cost Containment Expense Paid	9 Direct Defense and Cost Containment Expense Incurred	10 Direct Defense and Cost Containment Expense Unpaid	11 Commissions and Brokerage Expenses	12 Taxes, Licenses and Fees
	1 Direct Premiums Written	2 Direct Premiums Earned										
1. Fire.....	109	108	.0	29	7,372	7,361	339	0	(0)	36	16	337
2.1 Allied lines.....	402	400	.0	62		(48)	370	0	(3)	45	61	1,865
2.2 Multiple peril crop.....	0	0	.0	0	0	0	0	0	0	0	0	1,018
2.3 Federal flood.....	0	0	.0	0	0	0	0	0	0	0	0	0
3. Farmowners multiple peril.....	678,020	648,826	.0	270,373	147,556	241,443	209,739	2,265	1,402	80,475	156,804	14,536
4. Homeowners multiple peril.....	0	0	.0	0	0	0	0	0	0	0	0	0
5.1 Commercial multiple peril (non-liability portion).....	135,359	228,709	.0	38,789	163,731	176,976	32,686	2,311	1,340	4,471	18,415	3,774
5.2 Commercial multiple peril (liability portion).....	16,023	27,931	.0	7,479	0	(3,842)	20,553	0	(9,755)	7,393	2,578	1,337
6. Mortgage guaranty.....	0	0	.0	0	0	0	0	0	0	0	0	0
8. Ocean marine.....	0	0	.0	0	0	0	0	0	0	0	0	4
9. Inland marine.....	71,483	74,736	.0	30,101	0	4,313	16,723	0	285	9,229	13,752	3,006
10. Financial guaranty.....	0	0	.0	0	0	0	0	0	0	0	0	0
11. Medical professional liability.....	0	0	.0	0	0	0	0	0	0	0	0	0
12. Earthquake.....	24,949	33,989	.0	9,823	0	9,123	12,459	0	824	1,178	5,390	1,005
13. Group accident and health (b).....	0	0	.0	0	0	0	0	0	0	0	0	0
14. Credit A&H (group and individual).....	0	0	.0	0	0	0	0	0	0	0	0	0
15.1 Collectively renewable A&H (b).....	0	0	.0	0	0	0	0	0	0	0	0	0
15.2 Non-cancelable A&H (b).....	0	0	.0	0	0	0	0	0	0	0	0	0
15.3 Guaranteed renewable A&H (b).....	0	0	.0	0	0	0	0	0	0	0	0	0
15.4 Non-renewable for stated reasons only (b).....	0	0	.0	0	0	0	0	0	0	0	0	0
15.5 Other accident only.....	0	0	.0	0	0	0	0	0	0	0	0	0
15.6 Medicare Title XVIII exempt from state taxes or fees.....	0	0	.0	0	0	0	0	0	0	0	0	0
15.7 All other A&H (b).....	0	0	.0	0	0	0	0	0	0	0	0	0
15.8 Federal employees health benefits program premium (b).....	0	0	.0	0	0	0	0	0	0	0	0	0
16. Workers' compensation.....	772,768	573,926	.0	343,572	69,730	147,551	976,722	2,217	7,493	39,908	153,994	2,940
17.1 Other liability-occurrence.....	318,328	361,207	.0	141,001	17,033	(263,842)	539,777	38,317	26,165	63,702	37,387	8,352
17.2 Other liability-claims-made.....	0	0	.0	0	0	(362)	1,731	0	519	(23)	0	423
17.3 Excess workers' compensation.....	0	0	.0	0	0	0	0	0	0	0	0	0
18. Products liability.....	0	0	.0	0	0	3,834	9,065	4,871	96	2,551	0	460
19.1 Private passenger auto no-fault (personal injury protection).....	0	0	.0	0	0	11	157	0	0	17	0	0
19.2 Other private passenger auto liability.....	0	0	.0	0	0	19	255	0	0	47	0	0
19.3 Commercial auto no-fault (personal injury protection).....	3,563	2,212	.0	2,016	0	222	1,259	0	74	271	280	1,735
19.4 Other commercial auto liability.....	78,752	45,318	.0	45,314	0	1,710	31,262	0	3,885	9,123	5,507	4,045
21.1 Private passenger auto physical damage.....	0	0	.0	0	0	0	0	0	0	0	0	0
21.2 Commercial auto physical damage.....	22,487	14,452	.0	12,108	0	(110)	414	0	107	258	1,664	4,658
22. Aircraft (all perils).....	0	0	.0	0	0	0	0	0	0	0	0	0
23. Fidelity.....	1,724	1,542	.0	1,097	0	(2,336)	1,279	0	(257)	599	209	1,554
24. Surety.....	0	0	.0	0	0	14	64	0	(10)	9	0	827
26. Burglary and theft.....	82	136	.0	55	(600)	(504)	593	0	26	134	8	850
27. Boiler and machinery.....	12,825	23,054	.0	3,712	0	0	0	0	0	0	2,081	1,084
28. Credit.....	392,451	246,215	.0	480,388	38,182	335,415	305,802	0	0	0	68,679	10,814
30. Warranty.....	0	0	.0	0	0	0	0	0	0	0	0	591
34. Aggregate write-ins for other lines of business.....	403	10,293	.0	0	9,356	22,834	15,496	0	0	0	71	11
35. TOTALS (a).....	2,529,728	2,293,054	.0	1,385,920	452,360	679,783	2,176,747	49,981	32,193	219,424	466,896	65,228

DETAILS OF WRITE-INS

3401. Collateral protection.....	403	10,293	.0	0	9,356	22,834	15,496	0	0	0	71	11
3402. Supplemental unemployment.....	0	0	.0	0	0	0	0	0	0	0	0	0
3403.....	0	0	.0	0	0	0	0	0	0	0	0	0
3498. Summary of remaining write-ins for Line 34 from overflow page.....	0	0	.0	0	0	0	0	0	0	0	0	0
3499. TOTALS (Lines 3401 thru 3403 plus 3498) (Line 34 above).....	403	10,293	.0	0	9,356	22,834	15,496	0	0	0	71	11

(a) Finance and service charges not included in Lines 1 to 35 \$.....0.

(b) For health business on indicated lines report: Number of persons insured under PPO managed care products.....0 and number of persons insured under indemnity only products.....0.

19.KY

EXHIBIT OF PREMIUMS AND LOSSES (Statutory Page 14 Data)



NAIC Group Code....84 NAIC Company Code...26832

BUSINESS IN THE STATE OF LOUISIANA DURING THE YEAR

Line of Business	Gross Premiums, Including Policy and Membership Fees, Less Return Premiums and Premiums on Policies not Taken		3 Dividends Paid or Credited to Policyholders on Direct Business	4 Direct Unearned Premium Reserves	5 Direct Losses Paid (deducting salvage)	6 Direct Losses Incurred	7 Direct Losses Unpaid	8 Direct Defense and Cost Containment Expense Paid	9 Direct Defense and Cost Containment Expense Incurred	10 Direct Defense and Cost Containment Expense Unpaid	11 Commissions and Brokerage Expenses	12 Taxes, Licenses and Fees
	1 Direct Premiums Written	2 Direct Premiums Earned										
1. Fire.....	0	0	0	0	0	(169)	(179)	0	(11)	(7)	0	47
2.1 Allied lines.....	0	0	0	0	0	(364)	(349)	0	(22)	(12)	0	445
2.2 Multiple peril crop.....	0	0	0	0	0	0	0	0	0	0	0	288
2.3 Federal flood.....	0	0	0	0	0	0	0	0	0	0	0	0
3. Farmowners multiple peril.....	17,178	18,074	0	9,760	0	4,000	4,807	0	749	1,115	3,448	693
4. Homeowners multiple peril.....	0	0	0	0	0	0	0	0	0	0	0	0
5.1 Commercial multiple peril (non-liability portion).....	47,477	41,384	0	15,591	0	29,172	36,788	27	292	1,185	5,558	2,047
5.2 Commercial multiple peril (liability portion).....	22,062	25,072	0	6,490	126,400	(8,796)	172,018	42,638	6,730	108,520	3,220	1,139
6. Mortgage guaranty.....	0	0	0	0	0	0	0	0	0	0	0	0
8. Ocean marine.....	0	0	0	0	0	0	0	0	0	0	0	17
9. Inland marine.....	5,967	5,967	0	1,106	0	379	66,804	0	(212)	4,410	438	543
10. Financial guaranty.....	0	0	0	0	0	0	0	0	0	0	0	0
11. Medical professional liability.....	0	0	0	0	0	0	0	0	0	0	0	0
12. Earthquake.....	0	0	0	0	0	0	26	0	0	4	0	29
13. Group accident and health (b).....	0	0	0	0	0	0	0	0	0	0	0	0
14. Credit A&H (group and individual).....	0	0	0	0	0	0	0	0	0	0	0	0
15.1 Collectively renewable A&H (b).....	0	0	0	0	0	0	0	0	0	0	0	0
15.2 Non-cancelable A&H (b).....	0	0	0	0	0	0	0	0	0	0	0	0
15.3 Guaranteed renewable A&H (b).....	0	0	0	0	0	0	0	0	0	0	0	0
15.4 Non-renewable for stated reasons only (b).....	0	0	0	0	0	0	0	0	0	0	0	0
15.5 Other accident only.....	0	0	0	0	0	0	0	0	0	0	0	0
15.6 Medicare Title XVIII exempt from state taxes or fees.....	0	0	0	0	0	0	0	0	0	0	0	0
15.7 All other A&H (b).....	0	0	0	0	0	0	0	0	0	0	0	0
15.8 Federal employees health benefits program premium (b).....	0	0	0	0	0	0	0	0	0	0	0	0
16. Workers' compensation.....	3,757,349	3,441,387	0	1,815,644	1,005,321	3,949,933	5,398,110	125,553	151,386	178,579	798,273	199,409
17.1 Other liability-occurrence.....	106,691	121,635	0	58,115	0	(126,386)	282,817	85,699	51,826	12,975	11,197	5,182
17.2 Other liability-claims-made.....	37,110	10,824	0	26,286	0	4,221	4,221	0	277	277	5,696	1,609
17.3 Excess workers' compensation.....	0	0	0	0	0	0	0	0	0	0	0	0
18. Products liability.....	2,045	1,789	0	256	0	(5)	560	0	214	748	407	205
19.1 Private passenger auto no-fault (personal injury protection).....	0	0	0	0	0	0	0	0	0	0	0	0
19.2 Other private passenger auto liability.....	0	0	0	0	0	0	0	0	0	0	0	0
19.3 Commercial auto no-fault (personal injury protection).....	0	0	0	0	0	0	0	0	0	0	0	0
19.4 Other commercial auto liability.....	91,471	128,362	0	42,378	23,619	3,038	207,599	186	(1,504)	11,311	9,697	4,148
21.1 Private passenger auto physical damage.....	0	0	0	0	0	0	0	0	0	0	0	0
21.2 Commercial auto physical damage.....	12,061	20,203	0	5,946	9,743	15,625	8,027	488	412	32	1,290	1,213
22. Aircraft (all perils).....	0	0	0	0	0	0	0	0	0	0	0	0
23. Fidelity.....	0	92	0	0	0	139	5,851	0	(119)	995	0	94
24. Surety.....	0	0	0	0	0	(42)	133	0	(61)	38	0	25
26. Burglary and theft.....	0	0	0	0	0	6	541	0	0	103	0	78
27. Boiler and machinery.....	3,139	2,493	0	1,164	0	0	0	0	0	0	544	221
28. Credit.....	(86)	708	0	400	0	1,061	1,061	0	0	0	(15)	209
30. Warranty.....	0	0	0	0	0	0	0	0	0	0	0	213
34. Aggregate write-ins for other lines of business.....	0	0	0	0	0	536	536	0	0	0	0	356
35. TOTALS (a).....	4,102,464	3,817,990	0	1,983,135	1,165,084	3,872,348	6,189,371	254,591	209,957	320,272	839,752	218,210

DETAILS OF WRITE-INS

3401. Collateral protection.....	0	0	0	0	0	536	536	0	0	0	0	356
3402. Supplemental unemployment.....	0	0	0	0	0	0	0	0	0	0	0	0
3403.....	0	0	0	0	0	0	0	0	0	0	0	0
3498. Summary of remaining write-ins for Line 34 from overflow page.....	0	0	0	0	0	0	0	0	0	0	0	0
3499. TOTALS (Lines 3401 thru 3403 plus 3498) (Line 34 above).....	0	0	0	0	0	536	536	0	0	0	0	356

(a) Finance and service charges not included in Lines 1 to 35 \$.....0.

(b) For health business on indicated lines report: Number of persons insured under PPO managed care products.....0 and number of persons insured under indemnity only products.....0.

19.LLA

EXHIBIT OF PREMIUMS AND LOSSES (Statutory Page 14 Data)



NAIC Group Code....84 NAIC Company Code....26832

BUSINESS IN THE STATE OF MASSACHUSETTS DURING THE YEAR

Line of Business	Gross Premiums, Including Policy and Membership Fees, Less Return Premiums and Premiums on Policies not Taken		3 Dividends Paid or Credited to Policyholders on Direct Business	4 Direct Unearned Premium Reserves	5 Direct Losses Paid (deducting salvage)	6 Direct Losses Incurred	7 Direct Losses Unpaid	8 Direct Defense and Cost Containment Expense Paid	9 Direct Defense and Cost Containment Expense Incurred	10 Direct Defense and Cost Containment Expense Unpaid	11 Commissions and Brokerage Expenses	12 Taxes, Licenses and Fees
	1 Direct Premiums Written	2 Direct Premiums Earned										
1. Fire.....	0	(0)	0	0	0	4,690	225	0	(15)	(9)	0	72
2.1 Allied lines.....	0	(0)	0	0	0	1,652	253	0	(55)	(30)	0	162
2.2 Multiple peril crop.....	0	0	0	0	0	0	0	0	0	0	0	0
2.3 Federal flood.....	0	0	0	0	0	0	0	0	0	0	0	0
3. Farmowners multiple peril.....	0	0	0	0	0	(137)	761	0	(173)	209	2	5
4. Homeowners multiple peril.....	0	0	0	0	0	0	0	0	0	0	0	0
5.1 Commercial multiple peril (non-liability portion).....	277,050	259,508	0	122,493	218,517	151,230	129,751	2,540	12,300	12,119	43,993	7,484
5.2 Commercial multiple peril (liability portion).....	180,462	189,020	0	80,666	270,887	(62,846)	672,407	43,557	(6,896)	375,679	29,594	5,229
6. Mortgage guaranty.....	0	0	0	0	0	0	0	0	0	0	0	0
8. Ocean marine.....	0	0	0	0	0	0	0	0	0	0	0	0
9. Inland marine.....	25,720	19,187	0	17,690	0	863	13,574	0	81	1,292	4,127	1,174
10. Financial guaranty.....	0	0	0	0	0	0	0	0	0	0	0	0
11. Medical professional liability.....	0	0	0	0	0	0	0	0	0	0	0	0
12. Earthquake.....	0	0	0	0	0	(10)	31	0	0	18	0	56
13. Group accident and health (b).....	0	0	0	0	0	0	0	0	0	0	0	0
14. Credit A&H (group and individual).....	0	0	0	0	0	0	0	0	0	0	0	0
15.1 Collectively renewable A&H (b).....	0	0	0	0	0	0	0	0	0	0	0	0
15.2 Non-cancelable A&H (b).....	0	0	0	0	0	0	0	0	0	0	0	0
15.3 Guaranteed renewable A&H (b).....	0	0	0	0	0	0	0	0	0	0	0	0
15.4 Non-renewable for stated reasons only (b).....	0	0	0	0	0	0	0	0	0	0	0	0
15.5 Other accident only.....	0	0	0	0	0	0	0	0	0	0	0	0
15.6 Medicare Title XVIII exempt from state taxes or fees.....	0	0	0	0	0	0	0	0	0	0	0	0
15.7 All other A&H (b).....	0	0	0	0	0	0	0	0	0	0	0	0
15.8 Federal employees health benefits program premium (b).....	0	0	0	0	0	0	0	0	0	0	0	0
16. Workers' compensation.....	393,530	361,545	0	182,223	115,725	(290,724)	1,024,736	7,999	(20,252)	77,275	56,002	10,290
17.1 Other liability-occurrence.....	765,375	650,160	0	393,559	0	166,095	2,087,696	0	73,500	408,118	80,405	19,862
17.2 Other liability-claims-made.....	3,785	4,875	0	2,555	0	(58,584)	10,814	0	648	1,759	949	272
17.3 Excess workers' compensation.....	0	0	0	0	0	0	0	0	0	0	0	0
18. Products liability.....	15,101	14,878	0	3,863	0	1,549	4,404	0	2,285	5,942	2,286	785
19.1 Private passenger auto no-fault (personal injury protection).....	0	0	0	0	0	0	0	0	0	0	0	0
19.2 Other private passenger auto liability.....	0	0	0	0	0	0	0	0	0	0	0	0
19.3 Commercial auto no-fault (personal injury protection).....	988	990	0	693	0	(504)	(106)	0	215	264	125	453
19.4 Other commercial auto liability.....	180,655	152,318	0	110,686	51,521	40,781	42,511	124	13,163	18,362	19,187	5,128
21.1 Private passenger auto physical damage.....	0	0	0	0	0	0	0	0	0	0	0	0
21.2 Commercial auto physical damage.....	77,614	63,830	0	45,519	49,050	48,805	1,254	46	41	10	7,836	2,870
22. Aircraft (all perils).....	0	0	0	0	0	0	0	0	0	0	0	0
23. Fidelity.....	2,210	2,479	0	1,311	0	6,522	11,043	0	2,596	3,394	312	585
24. Surety.....	0	0	0	0	0	95	216	0	(165)	12	0	494
26. Burglary and theft.....	30	131	0	14	0	(1,855)	57	0	52	68	4	346
27. Boiler and machinery.....	35,847	29,739	0	17,628	0	0	0	0	0	0	4,712	1,637
28. Credit.....	14,842	161,639	0	174,351	27,061	313,594	295,045	0	0	0	24	593
30. Warranty.....	0	0	0	0	0	0	0	0	0	0	0	166
34. Aggregate write-ins for other lines of business.....	(791)	40,723	0	0	6,989	35,319	36,023	0	0	0	(130)	665
35. TOTALS (a).....	1,972,418	1,951,023	0	1,153,250	739,750	356,537	4,330,694	54,265	77,325	904,482	249,428	58,329

DETAILS OF WRITE-INS

3401. Collateral protection.....	(791)	40,723	0	0	6,989	35,319	36,023	0	0	0	(130)	665
3402. Supplemental unemployment.....	0	0	0	0	0	0	0	0	0	0	0	0
3403.....	0	0	0	0	0	0	0	0	0	0	0	0
3498. Summary of remaining write-ins for Line 34 from overflow page.....	0	0	0	0	0	0	0	0	0	0	0	0
3499. TOTALS (Lines 3401 thru 3403 plus 3498) (Line 34 above).....	(791)	40,723	0	0	6,989	35,319	36,023	0	0	0	(130)	665

(a) Finance and service charges not included in Lines 1 to 35 \$.....0.

(b) For health business on indicated lines report: Number of persons insured under PPO managed care products.....0 and number of persons insured under indemnity only products.....0.

19.MA

EXHIBIT OF PREMIUMS AND LOSSES (Statutory Page 14 Data)



NAIC Group Code....84 NAIC Company Code....26832

BUSINESS IN THE STATE OF MARYLAND DURING THE YEAR

19.MD

Line of Business	Gross Premiums, Including Policy and Membership Fees, Less Return Premiums and Premiums on Policies not Taken		3 Dividends Paid or Credited to Policyholders on Direct Business	4 Direct Unearned Premium Reserves	5 Direct Losses Paid (deducting salvage)	6 Direct Losses Incurred	7 Direct Losses Unpaid	8 Direct Defense and Cost Containment Expense Paid	9 Direct Defense and Cost Containment Expense Incurred	10 Direct Defense and Cost Containment Expense Unpaid	11 Commissions and Brokerage Expenses	12 Taxes, Licenses and Fees
	1 Direct Premiums Written	2 Direct Premiums Earned										
1. Fire.....	7,059	13,260	0	4,000	0	(1,747)	(10)	0	(128)	163	1,556	249
2.1 Allied lines.....	7,592	11,928	0	2,563	0	(3,759)	(2,146)	3,853	3,646	115	1,706	239
2.2 Multiple peril crop.....	0	0	0	0	0	0	0	0	0	0	0	0
2.3 Federal flood.....	0	0	0	0	0	0	0	0	0	0	0	0
3. Farmowners multiple peril.....	166,925	176,091	0	72,548	1,085	19,853	55,865	0	1,526	14,919	32,212	4,490
4. Homeowners multiple peril.....	0	0	0	0	0	0	0	0	0	0	0	0
5.1 Commercial multiple peril (non-liability portion).....	126,117	123,769	0	46,073	55,765	49,681	28,676	156	(23)	8,631	22,086	3,439
5.2 Commercial multiple peril (liability portion).....	23,686	23,215	0	8,429	134,178	52,615	475,959	205,205	175,918	169,990	4,080	649
6. Mortgage guaranty.....	0	0	0	0	0	0	0	0	0	0	0	0
8. Ocean marine.....	0	0	0	0	0	0	0	0	0	0	0	0
9. Inland marine.....	13,503	13,828	0	2,865	0	(364)	70,293	0	45	6,297	2,401	359
10. Financial guaranty.....	0	0	0	0	0	0	0	0	0	0	0	0
11. Medical professional liability.....	0	0	0	0	0	0	0	0	0	0	0	0
12. Earthquake.....	0	996	0	0	0	728	934	0	15	50	11	7
13. Group accident and health (b).....	0	0	0	0	0	0	0	0	0	0	0	0
14. Credit A&H (group and individual).....	0	0	0	0	0	0	0	0	0	0	0	0
15.1 Collectively renewable A&H (b).....	0	0	0	0	0	0	0	0	0	0	0	0
15.2 Non-cancelable A&H (b).....	0	0	0	0	0	0	0	0	0	0	0	0
15.3 Guaranteed renewable A&H (b).....	0	0	0	0	0	0	0	0	0	0	0	0
15.4 Non-renewable for stated reasons only (b).....	0	0	0	0	0	0	0	0	0	0	0	0
15.5 Other accident only.....	0	0	0	0	0	0	0	0	0	0	0	0
15.6 Medicare Title XVIII exempt from state taxes or fees.....	0	0	0	0	0	0	0	0	0	0	0	0
15.7 All other A&H (b).....	0	0	0	0	0	0	0	0	0	0	0	0
15.8 Federal employees health benefits program premium (b).....	0	0	0	0	0	0	0	0	0	0	0	0
16. Workers' compensation.....	177,518	177,841	0	58,393	14,606	55,861	379,321	825	(18,047)	43,277	15,711	8,089
17.1 Other liability-occurrence.....	222,818	218,352	0	95,894	619,000	(497,727)	1,248,944	43,928	134,338	199,735	26,059	6,040
17.2 Other liability-claims-made.....	54,829	54,985	0	42,785	0	(71,769)	107,812	0	55,657	50,776	13,705	1,362
17.3 Excess workers' compensation.....	0	0	0	0	0	0	0	0	0	0	0	0
18. Products liability.....	444	689	0	106	0	(4,648)	7,478	3,402	2,793	1,376	87	17
19.1 Private passenger auto no-fault (personal injury protection).....	0	0	0	0	0	0	0	0	0	0	0	0
19.2 Other private passenger auto liability.....	0	0	0	0	0	0	0	0	0	0	0	0
19.3 Commercial auto no-fault (personal injury protection).....	1,061	894	0	300	0	57	4,106	0	(6)	203	140	26
19.4 Other commercial auto liability.....	67,047	48,592	0	25,841	12,261	20,809	169,336	8	(417)	7,566	9,851	1,632
21.1 Private passenger auto physical damage.....	0	0	0	0	0	0	0	0	0	0	0	0
21.2 Commercial auto physical damage.....	13,494	11,202	0	4,021	60,502	39,776	667	0	32	108	1,836	323
22. Aircraft (all perils).....	0	0	0	0	0	0	0	0	0	0	0	0
23. Fidelity.....	2,105	2,051	0	414	0	(881)	6,985	0	(17)	1,576	334	55
24. Surety.....	0	0	0	0	0	(35)	213	0	(99)	49	0	0
26. Burglary and theft.....	298	314	0	102	0	(2,065)	3,347	0	1	822	46	8
27. Boiler and machinery.....	8,222	8,666	0	2,454	0	0	0	0	0	0	1,322	227
28. Credit.....	424,052	80,830	0	591,296	45,460	249,736	221,616	0	0	0	74,209	10,907
30. Warranty.....	0	0	0	0	0	0	0	0	0	0	0	0
34. Aggregate write-ins for other lines of business.....	0	422,450	0	0	26,237	294,675	334,955	0	0	0	0	(60)
35. TOTALS (a).....	1,316,770	1,389,954	0	958,084	969,094	200,795	3,114,353	257,378	355,234	505,654	207,352	38,057

DETAILS OF WRITE-INS

3401. Collateral protection.....	0	422,450	0	0	26,237	294,675	334,955	0	0	0	0	(60)
3402. Supplemental unemployment.....	0	0	0	0	0	0	0	0	0	0	0	0
3403.....	0	0	0	0	0	0	0	0	0	0	0	0
3498. Summary of remaining write-ins for Line 34 from overflow page.....	0	0	0	0	0	0	0	0	0	0	0	0
3499. TOTALS (Lines 3401 thru 3403 plus 3498) (Line 34 above).....	0	422,450	0	0	26,237	294,675	334,955	0	0	0	0	(60)

(a) Finance and service charges not included in Lines 1 to 35 \$.....0.

(b) For health business on indicated lines report: Number of persons insured under PPO managed care products.....0 and number of persons insured under indemnity only products.....0.

EXHIBIT OF PREMIUMS AND LOSSES (Statutory Page 14 Data)



NAIC Group Code....84 NAIC Company Code....26832

BUSINESS IN THE STATE OF MAINE DURING THE YEAR

19.ME

Line of Business	Gross Premiums, Including Policy and Membership Fees, Less Return Premiums and Premiums on Policies not Taken		3 Dividends Paid or Credited to Policyholders on Direct Business	4 Direct Unearned Premium Reserves	5 Direct Losses Paid (deducting salvage)	6 Direct Losses Incurred	7 Direct Losses Unpaid	8 Direct Defense and Cost Containment Expense Paid	9 Direct Defense and Cost Containment Expense Incurred	10 Direct Defense and Cost Containment Expense Unpaid	11 Commissions and Brokerage Expenses	12 Taxes, Licenses and Fees
	1 Direct Premiums Written	2 Direct Premiums Earned										
1. Fire.....	0	0	0	0	0	0	0	0	0	0	0	81
2.1 Allied lines.....	0	0	0	0	0	0	0	0	0	0	0	215
2.2 Multiple peril crop.....	0	0	0	0	0	0	0	0	0	0	0	0
2.3 Federal flood.....	0	0	0	0	0	0	0	0	0	0	0	0
3. Farmowners multiple peril.....	0	0	0	0	0	0	0	0	0	0	0	8
4. Homeowners multiple peril.....	0	0	0	0	0	0	0	0	0	0	0	0
5.1 Commercial multiple peril (non-liability portion).....	0	0	0	0	0	(314)	90	0	(44)	47	0	292
5.2 Commercial multiple peril (liability portion).....	0	0	0	0	0	(0)	2	0	0	0	0	264
6. Mortgage guaranty.....	0	0	0	0	0	0	0	0	0	0	0	0
8. Ocean marine.....	0	0	0	0	0	0	0	0	0	0	0	10
9. Inland marine.....	0	0	0	0	0	0	0	0	0	0	0	382
10. Financial guaranty.....	0	0	0	0	0	0	0	0	0	0	0	0
11. Medical professional liability.....	0	0	0	0	0	0	0	0	0	0	0	0
12. Earthquake.....	0	0	0	0	0	0	0	0	0	0	0	48
13. Group accident and health (b).....	0	0	0	0	0	0	0	0	0	0	0	0
14. Credit A&H (group and individual).....	0	0	0	0	0	0	0	0	0	0	0	0
15.1 Collectively renewable A&H (b).....	0	0	0	0	0	0	0	0	0	0	0	0
15.2 Non-cancelable A&H (b).....	0	0	0	0	0	0	0	0	0	0	0	0
15.3 Guaranteed renewable A&H (b).....	0	0	0	0	0	0	0	0	0	0	0	0
15.4 Non-renewable for stated reasons only (b).....	0	0	0	0	0	0	0	0	0	0	0	0
15.5 Other accident only.....	0	0	0	0	0	0	0	0	0	0	0	0
15.6 Medicare Title XVIII exempt from state taxes or fees.....	0	0	0	0	0	0	0	0	0	0	0	0
15.7 All other A&H (b).....	0	0	0	0	0	0	0	0	0	0	0	0
15.8 Federal employees health benefits program premium (b).....	0	0	0	0	0	0	0	0	0	0	0	0
16. Workers' compensation.....	192,146	295,001	0	100,404	33,999	49,326	138,490	743	(4,835)	28,653	40,863	4,570
17.1 Other liability-occurrence.....	3,020	3,020	0	2,061	0	(2,425)	24,366	0	(22)	2,091	350	528
17.2 Other liability-claims-made.....	0	0	0	0	0	0	0	0	0	0	0	130
17.3 Excess workers' compensation.....	0	0	0	0	0	0	0	0	0	0	0	0
18. Products liability.....	0	0	0	0	0	(20)	3	0	(9)	1	0	236
19.1 Private passenger auto no-fault (personal injury protection).....	0	0	0	0	0	0	0	0	0	0	0	0
19.2 Other private passenger auto liability.....	0	0	0	0	0	0	0	0	0	0	0	0
19.3 Commercial auto no-fault (personal injury protection).....	0	0	0	0	0	0	0	0	0	0	0	0
19.4 Other commercial auto liability.....	3,501	3,632	0	1,313	512	(20)	(70)	0	186	284	586	568
21.1 Private passenger auto physical damage.....	0	0	0	0	0	0	0	0	0	0	0	0
21.2 Commercial auto physical damage.....	756	1,189	0	283	0	(2)	55	0	(4)	7	129	655
22. Aircraft (all perils).....	0	0	0	0	0	0	0	0	0	0	0	0
23. Fidelity.....	0	0	0	0	0	0	0	0	0	0	0	149
24. Surety.....	0	0	0	0	0	5	16	0	(7)	2	0	23
26. Burglary and theft.....	0	0	0	0	0	0	0	0	0	0	0	137
27. Boiler and machinery.....	0	0	0	0	0	0	0	0	0	0	0	205
28. Credit.....	32,929	60,014	0	83,939	997	109,969	109,578	0	0	0	5,762	1,096
30. Warranty.....	0	0	0	0	0	0	0	0	0	0	0	179
34. Aggregate write-ins for other lines of business.....	(10,536)	26,972	0	0	1,259	24,505	25,181	0	0	0	(31)	132
35. TOTALS (a).....	221,816	389,829	0	188,000	36,767	181,023	297,711	743	(4,735)	31,085	47,659	9,908

DETAILS OF WRITE-INS

3401. Collateral protection.....	(10,536)	26,972	0	0	1,259	24,505	25,181	0	0	0	(31)	132
3402. Supplemental unemployment.....	0	0	0	0	0	0	0	0	0	0	0	0
3403.....	0	0	0	0	0	0	0	0	0	0	0	0
3498. Summary of remaining write-ins for Line 34 from overflow page.....	0	0	0	0	0	0	0	0	0	0	0	0
3499. TOTALS (Lines 3401 thru 3403 plus 3498) (Line 34 above).....	(10,536)	26,972	0	0	1,259	24,505	25,181	0	0	0	(31)	132

(a) Finance and service charges not included in Lines 1 to 35 \$.....0.

(b) For health business on indicated lines report: Number of persons insured under PPO managed care products.....0 and number of persons insured under indemnity only products.....0.

EXHIBIT OF PREMIUMS AND LOSSES (Statutory Page 14 Data)



NAIC Group Code....84 NAIC Company Code....26832

BUSINESS IN THE STATE OF MICHIGAN DURING THE YEAR

19 MI

Line of Business	Gross Premiums, Including Policy and Membership Fees, Less Return Premiums and Premiums on Policies not Taken		3 Dividends Paid or Credited to Policyholders on Direct Business	4 Direct Unearned Premium Reserves	5 Direct Losses Paid (deducting salvage)	6 Direct Losses Incurred	7 Direct Losses Unpaid	8 Direct Defense and Cost Containment Expense Paid	9 Direct Defense and Cost Containment Expense Incurred	10 Direct Defense and Cost Containment Expense Unpaid	11 Commissions and Brokerage Expenses	12 Taxes, Licenses and Fees
	1 Direct Premiums Written	2 Direct Premiums Earned										
1. Fire.....	25,649	26,409	0	15,859	0	(7,867)	(2,996)	0	(673)	146	4,287	418
2.1 Allied lines.....	42,267	43,704	0	25,509	18,498	13,600	3,234	0	(370)	422	7,084	830
2.2 Multiple peril crop.....	0	0	0	0	0	0	0	0	0	0	0	153
2.3 Federal flood.....	0	0	0	0	0	0	0	0	0	0	0	0
3. Farmowners multiple peril.....	3,321	3,291	0	2,350	1,386	1,972	712	435	503	154	935	76
4. Homeowners multiple peril.....	0	0	0	0	0	0	0	0	0	0	0	0
5.1 Commercial multiple peril (non-liability portion).....	633,729	530,546	0	160,264	14,301	46,485	272,687	0	16,334	77,442	125,074	9,494
5.2 Commercial multiple peril (liability portion).....	43,744	50,898	0	14,929	22,000	(34,162)	93,010	22,544	13,567	94,702	8,734	759
6. Mortgage guaranty.....	0	0	0	0	0	0	0	0	0	0	0	0
8. Ocean marine.....	0	0	0	0	0	0	0	0	0	0	0	0
9. Inland marine.....	23,883	44,566	0	8,474	0	(3,069)	29,877	0	(140)	2,773	5,627	698
10. Financial guaranty.....	0	0	0	0	0	0	0	0	0	0	0	0
11. Medical professional liability.....	0	0	0	0	0	0	0	0	0	0	0	0
12. Earthquake.....	650	27	0	623	0	41	17	0	0	1	98	45
13. Group accident and health (b).....	0	0	0	0	0	0	0	0	0	0	0	0
14. Credit A&H (group and individual).....	0	0	0	0	0	0	0	0	0	0	0	0
15.1 Collectively renewable A&H (b).....	0	0	0	0	0	0	0	0	0	0	0	0
15.2 Non-cancelable A&H (b).....	0	0	0	0	0	0	0	0	0	0	0	0
15.3 Guaranteed renewable A&H (b).....	0	0	0	0	0	0	0	0	0	0	0	0
15.4 Non-renewable for stated reasons only (b).....	0	0	0	0	0	0	0	0	0	0	0	0
15.5 Other accident only.....	0	0	0	0	0	0	0	0	0	0	0	0
15.6 Medicare Title XVIII exempt from state taxes or fees.....	0	0	0	0	0	0	0	0	0	0	0	0
15.7 All other A&H (b).....	0	0	0	0	0	0	0	0	0	0	0	0
15.8 Federal employees health benefits program premium (b).....	0	0	0	0	0	0	0	0	0	0	0	0
16. Workers' compensation.....	202,597	219,964	0	40,389	190,021	(132,482)	2,857,572	6,153	(68,330)	171,054	40,454	2,921
17.1 Other liability-occurrence.....	361,918	323,879	0	163,498	3,147,000	1,374,048	2,070,160	50,349	56,565	218,494	45,803	5,283
17.2 Other liability-claims-made.....	745,582	730,881	0	321,895	166,401	(246,395)	916,299	6,015	120,209	120,878	186,780	10,323
17.3 Excess workers' compensation.....	0	0	0	0	0	0	0	0	0	0	0	0
18. Products liability.....	0	72	0	0	0	(801)	244	0	(148)	625	4	27
19.1 Private passenger auto no-fault (personal injury protection).....	0	0	0	0	0	0	0	0	0	0	0	0
19.2 Other private passenger auto liability.....	0	0	0	0	0	0	0	0	0	0	0	0
19.3 Commercial auto no-fault (personal injury protection).....	87,394	48,842	0	41,427	0	4,400	10,774	0	1,114	2,583	22,992	1,353
19.4 Other commercial auto liability.....	128,921	79,895	0	55,822	1,000	(6,395)	27,810	0	1,518	9,489	33,485	2,081
21.1 Private passenger auto physical damage.....	0	0	0	0	0	0	0	0	0	0	0	0
21.2 Commercial auto physical damage.....	45,874	17,067	0	32,856	21,363	23,369	6,427	43	12	24	10,545	850
22. Aircraft (all perils).....	0	0	0	0	0	0	0	0	0	0	0	0
23. Fidelity.....	2,059	2,209	0	623	0	(3,133)	4,333	0	681	2,611	356	131
24. Surety.....	0	0	0	0	0	(31)	1,418	0	(61)	231	0	234
26. Burglary and theft.....	134	136	0	59	0	(867)	542	0	22	107	20	54
27. Boiler and machinery.....	10,650	8,458	0	5,199	0	0	0	0	0	0	1,931	268
28. Credit.....	(47,985)	145,513	0	2,179	2,529	207,025	204,496	0	0	0	(8,398)	(371)
30. Warranty.....	0	0	0	0	0	0	0	0	0	0	0	34
34. Aggregate write-ins for other lines of business.....	0	0	0	0	26,654	(18,290)	3,306	0	0	0	0	123
35. TOTALS (a).....	2,310,387	2,276,356	0	891,955	3,611,153	1,217,448	6,499,922	85,540	140,804	701,737	485,811	35,785

DETAILS OF WRITE-INS

3401. Collateral protection.....	0	0	0	0	26,654	(18,290)	3,306	0	0	0	0	123
3402. Supplemental unemployment.....	0	0	0	0	0	0	0	0	0	0	0	0
3403.....	0	0	0	0	0	0	0	0	0	0	0	0
3498. Summary of remaining write-ins for Line 34 from overflow page.....	0	0	0	0	0	0	0	0	0	0	0	0
3499. TOTALS (Lines 3401 thru 3403 plus 3498) (Line 34 above).....	0	0	0	0	26,654	(18,290)	3,306	0	0	0	0	123

(a) Finance and service charges not included in Lines 1 to 35 \$.....0.

(b) For health business on indicated lines report: Number of persons insured under PPO managed care products.....0 and number of persons insured under indemnity only products.....0.

EXHIBIT OF PREMIUMS AND LOSSES (Statutory Page 14 Data)



NAIC Group Code....84 NAIC Company Code....26832

BUSINESS IN THE STATE OF MINNESOTA DURING THE YEAR

Line of Business	Gross Premiums, Including Policy and Membership Fees, Less Return Premiums and Premiums on Policies not Taken		3 Dividends Paid or Credited to Policyholders on Direct Business	4 Direct Unearned Premium Reserves	5 Direct Losses Paid (deducting salvage)	6 Direct Losses Incurred	7 Direct Losses Unpaid	8 Direct Defense and Cost Containment Expense Paid	9 Direct Defense and Cost Containment Expense Incurred	10 Direct Defense and Cost Containment Expense Unpaid	11 Commissions and Brokerage Expenses	12 Taxes, Licenses and Fees
	1 Direct Premiums Written	2 Direct Premiums Earned										
1. Fire.....	5,679	5,622	0	2,521	0	(636)	541	0	(164)	91	1,136	125
2.1 Allied lines.....	12,584	12,226	0	5,205	24,133	12,544	15,630	0	(172)	172	2,517	704
2.2 Multiple peril crop.....	0	0	0	0	0	0	0	0	0	0	0	425
2.3 Federal flood.....	0	0	0	0	0	0	0	0	0	0	0	0
3. Farmowners multiple peril.....	109,369	107,826	0	70,667	7,269	11,742	21,457	1,729	3,342	9,218	26,233	2,293
4. Homeowners multiple peril.....	0	0	0	0	0	0	0	0	0	0	0	0
5.1 Commercial multiple peril (non-liability portion).....	62,427	89,485	0	10,059	101,938	334,125	271,292	1,231	(2,970)	(5,085)	7,103	1,270
5.2 Commercial multiple peril (liability portion).....	26,763	55,897	0	2,614	135,136	(118,898)	1,158,899	458,276	424,910	212,893	5,235	476
6. Mortgage guaranty.....	0	0	0	0	0	0	0	0	0	0	0	0
8. Ocean marine.....	0	0	0	0	0	0	0	0	0	0	0	0
9. Inland marine.....	16,722	17,179	0	5,723	0	1,203	4,324	0	(52)	1,915	2,530	392
10. Financial guaranty.....	0	0	0	0	0	0	0	0	0	0	0	0
11. Medical professional liability.....	0	0	0	0	0	0	0	0	0	0	0	0
12. Earthquake.....	0	0	0	0	0	0	0	0	0	0	0	5
13. Group accident and health (b).....	0	0	0	0	0	0	0	0	0	0	0	0
14. Credit A&H (group and individual).....	0	0	0	0	0	0	0	0	0	0	0	0
15.1 Collectively renewable A&H (b).....	0	0	0	0	0	0	0	0	0	0	0	0
15.2 Non-cancelable A&H (b).....	0	0	0	0	0	0	0	0	0	0	0	0
15.3 Guaranteed renewable A&H (b).....	0	0	0	0	0	0	0	0	0	0	0	0
15.4 Non-renewable for stated reasons only (b).....	0	0	0	0	0	0	0	0	0	0	0	0
15.5 Other accident only.....	0	0	0	0	0	0	0	0	0	0	0	0
15.6 Medicare Title XVIII exempt from state taxes or fees.....	0	0	0	0	0	0	0	0	0	0	0	0
15.7 All other A&H (b).....	0	0	0	0	0	0	0	0	0	0	0	0
15.8 Federal employees health benefits program premium (b).....	0	0	0	0	0	0	0	0	0	0	0	0
16. Workers' compensation.....	112,874	176,887	0	14,147	187,265	31,603	955,683	28,676	41,126	171,481	20,229	1,360
17.1 Other liability-occurrence.....	117,194	113,814	0	57,070	0	23,048	324,599	0	(2,672)	52,236	14,415	2,516
17.2 Other liability-claims-made.....	24,823	24,019	0	9,199	1,034	(18,357)	83,565	335	15,658	5,691	6,154	529
17.3 Excess workers' compensation.....	0	0	0	0	0	0	0	0	0	0	0	0
18. Products liability.....	0	0	0	0	0	(166)	230,684	27,098	27,022	11	0	5
19.1 Private passenger auto no-fault (personal injury protection).....	0	0	0	0	0	(28)	512	0	0	28	0	0
19.2 Other private passenger auto liability.....	0	0	0	0	0	(70)	1,123	0	0	23	0	0
19.3 Commercial auto no-fault (personal injury protection).....	842	787	0	121	0	(9)	255	0	(10)	50	61	33
19.4 Other commercial auto liability.....	19,502	19,063	0	2,585	0	(11,929)	7,194	0	287	2,772	1,254	468
21.1 Private passenger auto physical damage.....	0	0	0	0	0	0	0	0	0	0	0	0
21.2 Commercial auto physical damage.....	13,509	13,287	0	1,220	4,042	4,134	743	0	10	84	719	345
22. Aircraft (all perils).....	0	0	0	0	0	0	0	0	0	0	0	0
23. Fidelity.....	359	538	0	96	(268)	(2,356)	11,057	0	(155)	3,487	72	96
24. Surety.....	0	0	0	0	0	(217)	442	0	(135)	68	0	77
26. Burglary and theft.....	38	90	0	10	0	(565)	4	0	0	0	8	12
27. Boiler and machinery.....	3,300	6,333	0	864	0	215,000	215,000	0	0	0	619	115
28. Credit.....	(8,320)	23,911	0	34,086	9,945	65,056	55,192	0	0	0	(1,456)	(137)
30. Warranty.....	0	0	0	0	0	0	0	0	0	0	0	23
34. Aggregate write-ins for other lines of business.....	0	18,865	0	0	3,219	12,660	16,936	0	0	0	0	41
35. TOTALS (a).....	517,665	685,828	0	216,187	473,712	557,881	3,375,132	517,346	506,025	455,134	86,828	11,173

DETAILS OF WRITE-INS

3401. Collateral protection.....	0	18,865	0	0	3,219	12,660	16,936	0	0	0	0	41
3402. Supplemental unemployment.....	0	0	0	0	0	0	0	0	0	0	0	0
3403.....	0	0	0	0	0	0	0	0	0	0	0	0
3498. Summary of remaining write-ins for Line 34 from overflow page.....	0	0	0	0	0	0	0	0	0	0	0	0
3499. TOTALS (Lines 3401 thru 3403 plus 3498) (Line 34 above).....	0	18,865	0	0	3,219	12,660	16,936	0	0	0	0	41

(a) Finance and service charges not included in Lines 1 to 35 \$.....0.

(b) For health business on indicated lines report: Number of persons insured under PPO managed care products.....0 and number of persons insured under indemnity only products.....0.

19.NM

EXHIBIT OF PREMIUMS AND LOSSES (Statutory Page 14 Data)



NAIC Group Code....84 NAIC Company Code....26832

BUSINESS IN THE STATE OF MISSOURI DURING THE YEAR

19.MO

Line of Business	Gross Premiums, Including Policy and Membership Fees, Less Return Premiums and Premiums on Policies not Taken		3 Dividends Paid or Credited to Policyholders on Direct Business	4 Direct Unearned Premium Reserves	5 Direct Losses Paid (deducting salvage)	6 Direct Losses Incurred	7 Direct Losses Unpaid	8 Direct Defense and Cost Containment Expense Paid	9 Direct Defense and Cost Containment Expense Incurred	10 Direct Defense and Cost Containment Expense Unpaid	11 Commissions and Brokerage Expenses	12 Taxes, Licenses and Fees
	1 Direct Premiums Written	2 Direct Premiums Earned										
1. Fire.....	0	0	0	0	0	(110)	8	0	(13)	7	0	0
2.1 Allied lines.....	0	0	0	0	8,982	8,804	12	0	(20)	10	0	0
2.2 Multiple peril crop.....	0	0	0	0	0	0	0	0	0	0	0	0
2.3 Federal flood.....	0	0	0	0	0	0	0	0	0	0	0	0
3. Farmowners multiple peril.....	15,594	15,353	0	5,242	0	2,880	3,928	0	534	977	3,703	261
4. Homeowners multiple peril.....	0	0	0	0	0	0	0	0	0	0	0	0
5.1 Commercial multiple peril (non-liability portion).....	87,601	93,579	0	66,266	0	24,858	34,333	0	1,135	1,997	13,420	1,334
5.2 Commercial multiple peril (liability portion).....	16,790	21,131	0	9,523	20,000	(11,336)	98,387	23,021	2,010	72,090	3,466	269
6. Mortgage guaranty.....	0	0	0	0	0	0	0	0	0	0	0	0
8. Ocean marine.....	0	0	0	0	0	0	0	0	0	0	0	0
9. Inland marine.....	4,805	4,692	0	3,685	0	(559)	4,476	0	(551)	423	755	83
10. Financial guaranty.....	0	0	0	0	0	0	0	0	0	0	0	0
11. Medical professional liability.....	0	0	0	0	0	0	0	0	0	0	0	0
12. Earthquake.....	715	710	0	268	0	67	125	0	16	23	193	12
13. Group accident and health (b).....	0	0	0	0	0	0	0	0	0	0	0	0
14. Credit A&H (group and individual).....	0	0	0	0	0	0	0	0	0	0	0	0
15.1 Collectively renewable A&H (b).....	0	0	0	0	0	0	0	0	0	0	0	0
15.2 Non-cancelable A&H (b).....	0	0	0	0	0	0	0	0	0	0	0	0
15.3 Guaranteed renewable A&H (b).....	0	0	0	0	0	0	0	0	0	0	0	0
15.4 Non-renewable for stated reasons only (b).....	0	0	0	0	0	0	0	0	0	0	0	0
15.5 Other accident only.....	0	0	0	0	0	0	0	0	0	0	0	0
15.6 Medicare Title XVIII exempt from state taxes or fees.....	0	0	0	0	0	0	0	0	0	0	0	0
15.7 All other A&H (b).....	0	0	0	0	0	0	0	0	0	0	0	0
15.8 Federal employees health benefits program premium (b).....	0	0	0	0	0	0	0	0	0	0	0	0
16. Workers' compensation.....	333,431	265,946	0	162,969	59,585	214,908	329,751	13,570	18,236	18,985	51,863	1,344
17.1 Other liability-occurrence.....	199,878	175,439	0	104,242	24,066	(100,700)	571,909	14,182	8,411	50,839	36,243	3,451
17.2 Other liability-claims-made.....	12,713	16,678	0	3,562	0	2,298	17,376	0	316	1,069	2,305	241
17.3 Excess workers' compensation.....	0	0	0	0	0	0	0	0	0	0	0	0
18. Products liability.....	108	120	0	59	0	(9,765)	47,083	0	(668)	8,719	28	1
19.1 Private passenger auto no-fault (personal injury protection).....	0	0	0	0	0	0	0	0	0	0	0	0
19.2 Other private passenger auto liability.....	0	0	0	0	0	3	307	0	(1)	73	0	0
19.3 Commercial auto no-fault (personal injury protection).....	0	0	0	0	0	0	0	0	0	0	0	0
19.4 Other commercial auto liability.....	58,012	114,646	0	46,580	3,842	50,855	86,721	0	(247)	7,949	7,625	689
21.1 Private passenger auto physical damage.....	0	0	0	0	0	(16,811)	0	0	0	1	0	0
21.2 Commercial auto physical damage.....	20,300	29,138	0	14,464	11,997	13,883	4,032	0	36	120	2,295	323
22. Aircraft (all perils).....	0	0	0	0	0	0	0	0	0	0	0	0
23. Fidelity.....	0	0	0	0	0	(1,291)	(140)	0	(55)	107	0	(0)
24. Surety.....	0	0	0	0	0	(24)	175	0	(79)	38	0	0
26. Burglary and theft.....	0	0	0	0	0	0	0	0	0	0	0	0
27. Boiler and machinery.....	5,569	6,883	0	4,374	0	0	0	0	0	0	980	86
28. Credit.....	(932)	131,882	0	203,085	38,454	314,299	295,113	0	0	0	(326)	(201)
30. Warranty.....	0	0	0	0	0	0	0	0	0	0	0	0
34. Aggregate write-ins for other lines of business.....	784	106,737	0	0	39,417	105,257	95,043	0	0	0	5	14
35. TOTALS (a).....	755,368	982,935	0	624,318	206,344	597,515	1,588,639	50,774	29,062	163,425	122,554	7,907

DETAILS OF WRITE-INS

3401. Collateral protection.....	784	106,737	0	0	39,417	105,257	95,043	0	0	0	5	14
3402. Supplemental unemployment.....	0	0	0	0	0	0	0	0	0	0	0	0
3403.....	0	0	0	0	0	0	0	0	0	0	0	0
3498. Summary of remaining write-ins for Line 34 from overflow page.....	0	0	0	0	0	0	0	0	0	0	0	0
3499. TOTALS (Lines 3401 thru 3403 plus 3498) (Line 34 above).....	784	106,737	0	0	39,417	105,257	95,043	0	0	0	5	14

(a) Finance and service charges not included in Lines 1 to 35 \$.....0.

(b) For health business on indicated lines report: Number of persons insured under PPO managed care products.....0 and number of persons insured under indemnity only products.....0.

EXHIBIT OF PREMIUMS AND LOSSES (Statutory Page 14 Data)



NAIC Group Code....84 NAIC Company Code....26832

BUSINESS IN THE STATE OF NORTHERN MARIANA ISLANDS DURING THE YEAR

19.MP

Line of Business	Gross Premiums, Including Policy and Membership Fees, Less Return Premiums and Premiums on Policies not Taken		3 Dividends Paid or Credited to Policyholders on Direct Business	4 Direct Unearned Premium Reserves	5 Direct Losses Paid (deducting salvage)	6 Direct Losses Incurred	7 Direct Losses Unpaid	8 Direct Defense and Cost Containment Expense Paid	9 Direct Defense and Cost Containment Expense Incurred	10 Direct Defense and Cost Containment Expense Unpaid	11 Commissions and Brokerage Expenses	12 Taxes, Licenses and Fees
	1 Direct Premiums Written	2 Direct Premiums Earned										
1. Fire.....	0	0	0	0	0	0	0	0	0	0	0	0
2.1 Allied lines.....	0	0	0	0	0	0	0	0	0	0	0	0
2.2 Multiple peril crop.....	0	0	0	0	0	0	0	0	0	0	0	0
2.3 Federal flood.....	0	0	0	0	0	0	0	0	0	0	0	0
3. Farmowners multiple peril.....	0	0	0	0	0	0	0	0	0	0	0	0
4. Homeowners multiple peril.....	0	0	0	0	0	0	0	0	0	0	0	0
5.1 Commercial multiple peril (non-liability portion).....	0	0	0	0	0	0	0	0	0	0	0	0
5.2 Commercial multiple peril (liability portion).....	0	0	0	0	0	0	0	0	0	0	0	0
6. Mortgage guaranty.....	0	0	0	0	0	0	0	0	0	0	0	0
8. Ocean marine.....	0	0	0	0	0	0	0	0	0	0	0	0
9. Inland marine.....	0	0	0	0	0	0	0	0	0	0	0	0
10. Financial guaranty.....	0	0	0	0	0	0	0	0	0	0	0	0
11. Medical professional liability.....	0	0	0	0	0	0	0	0	0	0	0	0
12. Earthquake.....	0	0	0	0	0	0	0	0	0	0	0	0
13. Group accident and health (b).....	0	0	0	0	0	0	0	0	0	0	0	0
14. Credit A&H (group and individual).....	0	0	0	0	0	0	0	0	0	0	0	0
15.1 Collectively renewable A&H (b).....	0	0	0	0	0	0	0	0	0	0	0	0
15.2 Non-cancelable A&H (b).....	0	0	0	0	0	0	0	0	0	0	0	0
15.3 Guaranteed renewable A&H (b).....	0	0	0	0	0	0	0	0	0	0	0	0
15.4 Non-renewable for stated reasons only (b).....	0	0	0	0	0	0	0	0	0	0	0	0
15.5 Other accident only.....	0	0	0	0	0	0	0	0	0	0	0	0
15.6 Medicare Title XVIII exempt from state taxes or fees.....	0	0	0	0	0	0	0	0	0	0	0	0
15.7 All other A&H (b).....	0	0	0	0	0	0	0	0	0	0	0	0
15.8 Federal employees health benefits program premium (b).....	0	0	0	0	0	0	0	0	0	0	0	0
16. Workers' compensation.....	0	0	0	0	0	0	0	0	0	0	0	0
17.1 Other liability-occurrence.....	0	0	0	0	0	0	0	0	0	0	0	0
17.2 Other liability-claims-made.....	0	0	0	0	0	0	0	0	0	0	0	0
17.3 Excess workers' compensation.....	0	0	0	0	0	0	0	0	0	0	0	0
18. Products liability.....	0	0	0	0	0	0	0	0	0	0	0	0
19.1 Private passenger auto no-fault (personal injury protection).....	0	0	0	0	0	0	0	0	0	0	0	0
19.2 Other private passenger auto liability.....	0	0	0	0	0	0	0	0	0	0	0	0
19.3 Commercial auto no-fault (personal injury protection).....	0	0	0	0	0	0	0	0	0	0	0	0
19.4 Other commercial auto liability.....	0	0	0	0	0	0	0	0	0	0	0	0
21.1 Private passenger auto physical damage.....	0	0	0	0	0	0	0	0	0	0	0	0
21.2 Commercial auto physical damage.....	0	0	0	0	0	0	0	0	0	0	0	0
22. Aircraft (all perils).....	0	0	0	0	0	0	0	0	0	0	0	0
23. Fidelity.....	0	0	0	0	0	0	0	0	0	0	0	0
24. Surety.....	0	0	0	0	0	0	0	0	0	0	0	0
26. Burglary and theft.....	0	0	0	0	0	0	0	0	0	0	0	0
27. Boiler and machinery.....	0	0	0	0	0	0	0	0	0	0	0	0
28. Credit.....	0	0	0	0	0	0	0	0	0	0	0	0
30. Warranty.....	0	0	0	0	0	0	0	0	0	0	0	0
34. Aggregate write-ins for other lines of business.....	0	0	0	0	0	0	0	0	0	0	0	0
35. TOTALS (a).....	0	0	0	0	0	0	0	0	0	0	0	0

DETAILS OF WRITE-INS

3401. Collateral protection.....	0	0	0	0	0	0	0	0	0	0	0	0
3402. Supplemental unemployment.....	0	0	0	0	0	0	0	0	0	0	0	0
3403.	0	0	0	0	0	0	0	0	0	0	0	0
3498. Summary of remaining write-ins for Line 34 from overflow page.....	0	0	0	0	0	0	0	0	0	0	0	0
3499. TOTALS (Lines 3401 thru 3403 plus 3498) (Line 34 above).....	0	0	0	0	0	0	0	0	0	0	0	0

(a) Finance and service charges not included in Lines 1 to 35 \$.....0.

(b) For health business on indicated lines report: Number of persons insured under PPO managed care products.....0 and number of persons insured under indemnity only products.....0.

EXHIBIT OF PREMIUMS AND LOSSES (Statutory Page 14 Data)



NAIC Group Code....84 NAIC Company Code....26832

BUSINESS IN THE STATE OF MISSISSIPPI DURING THE YEAR

19.MS

Line of Business	Gross Premiums, Including Policy and Membership Fees, Less Return Premiums and Premiums on Policies not Taken		3 Dividends Paid or Credited to Policyholders on Direct Business	4 Direct Unearned Premium Reserves	5 Direct Losses Paid (deducting salvage)	6 Direct Losses Incurred	7 Direct Losses Unpaid	8 Direct Defense and Cost Containment Expense Paid	9 Direct Defense and Cost Containment Expense Incurred	10 Direct Defense and Cost Containment Expense Unpaid	11 Commissions and Brokerage Expenses	12 Taxes, Licenses and Fees
	1 Direct Premiums Written	2 Direct Premiums Earned										
1. Fire.....	0	0	0	0	0	0	0	0	0	0	0	70
2.1 Allied lines.....	0	0	0	0	0	0	0	0	0	0	0	509
2.2 Multiple peril crop.....	0	0	0	0	0	0	0	0	0	0	0	285
2.3 Federal flood.....	0	0	0	0	0	0	0	0	0	0	0	0
3. Farmowners multiple peril.....	655	2,609	0	0	7,340	2,966	4,517	59	(187)	792	98	92
4. Homeowners multiple peril.....	0	0	0	0	0	0	0	0	0	0	0	0
5.1 Commercial multiple peril (non-liability portion).....	231	330	0	67	0	(13,572)	(13,448)	0	(1,736)	(1,311)	42	155
5.2 Commercial multiple peril (liability portion).....	1,433	1,173	0	571	43	(3,411)	3,665	0	(2,414)	3,651	278	246
6. Mortgage guaranty.....	0	0	0	0	0	0	0	0	0	0	0	0
8. Ocean marine.....	0	0	0	0	0	0	0	0	0	0	0	7
9. Inland marine.....	25	40	0	7	0	(234)	33	0	(119)	2	5	324
10. Financial guaranty.....	0	0	0	0	0	0	0	0	0	0	0	0
11. Medical professional liability.....	0	0	0	0	0	0	0	0	0	0	0	0
12. Earthquake.....	0	0	0	0	0	0	0	0	0	0	0	38
13. Group accident and health (b).....	0	0	0	0	0	0	0	0	0	0	0	0
14. Credit A&H (group and individual).....	0	0	0	0	0	0	0	0	0	0	0	0
15.1 Collectively renewable A&H (b).....	0	0	0	0	0	0	0	0	0	0	0	0
15.2 Non-cancelable A&H (b).....	0	0	0	0	0	0	0	0	0	0	0	0
15.3 Guaranteed renewable A&H (b).....	0	0	0	0	0	0	0	0	0	0	0	0
15.4 Non-renewable for stated reasons only (b).....	0	0	0	0	0	0	0	0	0	0	0	0
15.5 Other accident only.....	0	0	0	0	0	0	0	0	0	0	0	0
15.6 Medicare Title XVIII exempt from state taxes or fees.....	0	0	0	0	0	0	0	0	0	0	0	0
15.7 All other A&H (b).....	0	0	0	0	0	0	0	0	0	0	0	0
15.8 Federal employees health benefits program premium (b).....	0	0	0	0	0	0	0	0	0	0	0	0
16. Workers' compensation.....	3,053,289	2,749,387	0	1,455,455	1,102,713	2,415,897	3,661,743	91,555	108,143	148,040	678,442	187,488
17.1 Other liability-occurrence.....	15,968	6,624	0	9,524	0	1,917	351,166	0	(6,838)	18,282	1,626	913
17.2 Other liability-claims-made.....	0	0	0	0	0	(0)	273	0	0	30	0	100
17.3 Excess workers' compensation.....	0	0	0	0	0	0	0	0	0	0	0	0
18. Products liability.....	0	0	0	0	0	(17)	3	0	(8)	1	0	124
19.1 Private passenger auto no-fault (personal injury protection).....	0	0	0	0	0	0	0	0	0	0	0	0
19.2 Other private passenger auto liability.....	0	0	0	0	0	0	0	0	0	0	0	0
19.3 Commercial auto no-fault (personal injury protection).....	0	0	0	0	0	0	0	0	0	0	0	0
19.4 Other commercial auto liability.....	63,992	58,041	0	14,518	2,539	8,701	8,597	0	1,016	1,920	9,322	2,596
21.1 Private passenger auto physical damage.....	0	0	0	0	0	0	0	0	0	0	0	0
21.2 Commercial auto physical damage.....	23,122	21,633	0	4,427	45	689	707	0	74	105	3,338	1,527
22. Aircraft (all perils).....	0	0	0	0	0	0	0	0	0	0	0	0
23. Fidelity.....	0	0	0	0	0	9	10	0	(8)	(8)	0	119
24. Surety.....	0	0	0	0	0	24	52	0	(40)	3	0	13
26. Burglary and theft.....	0	0	0	0	0	0	0	0	0	0	0	107
27. Boiler and machinery.....	12	49	0	0	0	0	0	0	0	0	1	132
28. Credit.....	(278,854)	(245,727)	0	125,729	40,216	174,246	176,524	0	0	0	29	(658)
30. Warranty.....	0	0	0	0	0	0	0	0	0	0	0	215
34. Aggregate write-ins for other lines of business.....	(37)	33,083	0	0	874	19,194	59,612	2,204	2,204	0	(13)	437
35. TOTALS (a).....	2,879,836	2,627,242	0	1,610,299	1,153,771	2,606,408	4,253,455	93,817	100,088	171,506	693,169	194,840

DETAILS OF WRITE-INS

3401. Collateral protection.....	(37)	33,083	0	0	874	19,194	59,612	2,204	2,204	0	(13)	437
3402. Supplemental unemployment.....	0	0	0	0	0	0	0	0	0	0	0	0
3403.....	0	0	0	0	0	0	0	0	0	0	0	0
3498. Summary of remaining write-ins for Line 34 from overflow page.....	0	0	0	0	0	0	0	0	0	0	0	0
3499. TOTALS (Lines 3401 thru 3403 plus 3498) (Line 34 above).....	(37)	33,083	0	0	874	19,194	59,612	2,204	2,204	0	(13)	437

(a) Finance and service charges not included in Lines 1 to 35 \$.....0.

(b) For health business on indicated lines report: Number of persons insured under PPO managed care products.....0 and number of persons insured under indemnity only products.....0.

EXHIBIT OF PREMIUMS AND LOSSES (Statutory Page 14 Data)



NAIC Group Code....84 NAIC Company Code....26832

BUSINESS IN THE STATE OF MONTANA DURING THE YEAR

19.MT

Line of Business	Gross Premiums, Including Policy and Membership Fees, Less Return Premiums and Premiums on Policies not Taken		3 Dividends Paid or Credited to Policyholders on Direct Business	4 Direct Unearned Premium Reserves	5 Direct Losses Paid (deducting salvage)	6 Direct Losses Incurred	7 Direct Losses Unpaid	8 Direct Defense and Cost Containment Expense Paid	9 Direct Defense and Cost Containment Expense Incurred	10 Direct Defense and Cost Containment Expense Unpaid	11 Commissions and Brokerage Expenses	12 Taxes, Licenses and Fees
	1 Direct Premiums Written	2 Direct Premiums Earned										
1. Fire.....	0	0	0	0	0	0	0	0	0	0	0	0
2.1 Allied lines.....	0	0	0	0	0	0	0	0	0	0	0	0
2.2 Multiple peril crop.....	0	0	0	0	0	0	0	0	0	0	0	0
2.3 Federal flood.....	0	0	0	0	0	0	0	0	0	0	0	0
3. Farmowners multiple peril.....	(73)	14,582	0	0	0	2,397	2,439	0	473	518	(13)	347
4. Homeowners multiple peril.....	0	0	0	0	0	0	0	0	0	0	0	0
5.1 Commercial multiple peril (non-liability portion).....	17,238	16,682	0	3,890	6,824	(5,393)	109	277	410	417	3,319	864
5.2 Commercial multiple peril (liability portion).....	23,799	23,467	0	1,498	8,750	3,582	8,186	440	5,468	9,501	4,756	1,051
6. Mortgage guaranty.....	0	0	0	0	0	0	0	0	0	0	0	0
8. Ocean marine.....	0	0	0	0	0	0	0	0	0	0	0	0
9. Inland marine.....	13,726	13,876	0	629	0	2,055	2,569	0	(52)	149	2,786	572
10. Financial guaranty.....	0	0	0	0	0	0	0	0	0	0	0	0
11. Medical professional liability.....	0	0	0	0	0	0	0	0	0	0	0	0
12. Earthquake.....	0	0	0	0	0	2	0	0	0	0	0	0
13. Group accident and health (b).....	0	0	0	0	0	0	0	0	0	0	0	0
14. Credit A&H (group and individual).....	0	0	0	0	0	0	0	0	0	0	0	0
15.1 Collectively renewable A&H (b).....	0	0	0	0	0	0	0	0	0	0	0	0
15.2 Non-cancelable A&H (b).....	0	0	0	0	0	0	0	0	0	0	0	0
15.3 Guaranteed renewable A&H (b).....	0	0	0	0	0	0	0	0	0	0	0	0
15.4 Non-renewable for stated reasons only (b).....	0	0	0	0	0	0	0	0	0	0	0	0
15.5 Other accident only.....	0	0	0	0	0	0	0	0	0	0	0	0
15.6 Medicare Title XVIII exempt from state taxes or fees.....	0	0	0	0	0	0	0	0	0	0	0	0
15.7 All other A&H (b).....	0	0	0	0	0	0	0	0	0	0	0	0
15.8 Federal employees health benefits program premium (b).....	0	0	0	0	0	0	0	0	0	0	0	0
16. Workers' compensation.....	15,786	14,233	0	3,801	0	(7,764)	16,406	0	(4,254)	(2,558)	3,382	937
17.1 Other liability-occurrence.....	27,021	36,733	0	8,188	0	(73,512)	(11,455)	0	723	5,603	3,868	1,473
17.2 Other liability-claims-made.....	0	0	0	0	0	0	0	0	0	0	0	0
17.3 Excess workers' compensation.....	0	0	0	0	0	0	0	0	0	0	0	0
18. Products liability.....	0	0	0	0	0	0	0	0	0	0	0	0
19.1 Private passenger auto no-fault (personal injury protection).....	0	0	0	0	0	0	0	0	0	0	0	0
19.2 Other private passenger auto liability.....	0	0	0	0	0	0	0	0	(2)	117	0	0
19.3 Commercial auto no-fault (personal injury protection).....	0	0	0	0	0	0	0	0	0	0	0	0
19.4 Other commercial auto liability.....	28,021	21,431	0	9,075	0	1,926	51,054	12,204	12,685	1,002	5,686	1,145
21.1 Private passenger auto physical damage.....	0	0	0	0	0	0	0	0	1	6	0	0
21.2 Commercial auto physical damage.....	7,253	5,084	0	3,121	0	14	107	0	20	36	1,527	308
22. Aircraft (all perils).....	0	0	0	0	0	0	0	0	0	0	0	0
23. Fidelity.....	0	0	0	0	0	0	0	0	0	0	0	0
24. Surety.....	0	0	0	0	0	0	0	0	0	0	0	0
26. Burglary and theft.....	0	0	0	0	0	0	0	0	0	0	0	0
27. Boiler and machinery.....	897	1,174	0	98	0	0	0	0	0	0	174	49
28. Credit.....	0	0	0	0	0	0	0	0	0	0	0	0
30. Warranty.....	0	0	0	0	0	0	0	0	0	0	0	0
34. Aggregate write-ins for other lines of business.....	0	0	0	0	0	0	0	0	0	0	0	0
35. TOTALS (a).....	133,668	147,263	0	30,301	15,574	(76,693)	69,415	12,921	15,472	14,791	25,484	6,747

DETAILS OF WRITE-INS

3401. Collateral protection.....	0	0	0	0	0	0	0	0	0	0	0	0
3402. Supplemental unemployment.....	0	0	0	0	0	0	0	0	0	0	0	0
3403.....	0	0	0	0	0	0	0	0	0	0	0	0
3498. Summary of remaining write-ins for Line 34 from overflow page.....	0	0	0	0	0	0	0	0	0	0	0	0
3499. TOTALS (Lines 3401 thru 3403 plus 3498) (Line 34 above).....	0	0	0	0	0	0	0	0	0	0	0	0

(a) Finance and service charges not included in Lines 1 to 35 \$.....0.

(b) For health business on indicated lines report: Number of persons insured under PPO managed care products.....0 and number of persons insured under indemnity only products.....0.

EXHIBIT OF PREMIUMS AND LOSSES (Statutory Page 14 Data)



NAIC Group Code....84 NAIC Company Code...26832

BUSINESS IN THE STATE OF NORTH CAROLINA DURING THE YEAR

19.NC

Line of Business	Gross Premiums, Including Policy and Membership Fees, Less Return Premiums and Premiums on Policies not Taken		3 Dividends Paid or Credited to Policyholders on Direct Business	4 Direct Unearned Premium Reserves	5 Direct Losses Paid (deducting salvage)	6 Direct Losses Incurred	7 Direct Losses Unpaid	8 Direct Defense and Cost Containment Expense Paid	9 Direct Defense and Cost Containment Expense Incurred	10 Direct Defense and Cost Containment Expense Unpaid	11 Commissions and Brokerage Expenses	12 Taxes, Licenses and Fees
	1 Direct Premiums Written	2 Direct Premiums Earned										
1. Fire.....	653	653	.0	354	0	(147)	1,312	400	368	126	98	299
2.1 Allied lines.....	465	388	.0	238	0	(5)	2,251	0	(13)	240	70	635
2.2 Multiple peril crop.....	0	0	.0	0	0	0	0	0	0	0	0	265
2.3 Federal flood.....	0	0	.0	0	0	0	0	0	0	0	0	0
3. Farmowners multiple peril.....	152,387	164,238	.0	107,922	18,408	17,125	10,552	1,328	4,545	9,145	29,992	4,057
4. Homeowners multiple peril.....	0	0	.0	0	0	0	0	0	0	0	0	0
5.1 Commercial multiple peril (non-liability portion).....	579,256	553,729	.0	125,449	241,874	109,798	211,260	3,052	5,959	53,032	96,429	15,876
5.2 Commercial multiple peril (liability portion).....	72,344	75,184	.0	13,608	187,888	129,276	94,214	18,997	6,894	57,340	13,195	2,238
6. Mortgage guaranty.....	0	0	.0	0	0	0	0	0	0	0	0	0
8. Ocean marine.....	0	0	.0	0	0	0	0	0	0	0	0	1
9. Inland marine.....	26,660	27,310	.0	6,218	0	3,265	64,545	0	(299)	4,232	4,315	1,300
10. Financial guaranty.....	0	0	.0	0	0	0	0	0	0	0	0	0
11. Medical professional liability.....	0	0	.0	0	0	0	0	0	0	0	0	0
12. Earthquake.....	1,644	3,989	.0	593	0	2,752	3,115	0	40	112	309	239
13. Group accident and health (b).....	0	0	.0	0	0	0	0	0	0	0	0	0
14. Credit A&H (group and individual).....	0	0	.0	0	0	0	0	0	0	0	0	0
15.1 Collectively renewable A&H (b).....	0	0	.0	0	0	0	0	0	0	0	0	0
15.2 Non-cancelable A&H (b).....	0	0	.0	0	0	0	0	0	0	0	0	0
15.3 Guaranteed renewable A&H (b).....	0	0	.0	0	0	0	0	0	0	0	0	0
15.4 Non-renewable for stated reasons only (b).....	0	0	.0	0	0	0	0	0	0	0	0	0
15.5 Other accident only.....	0	0	.0	0	0	0	0	0	0	0	0	0
15.6 Medicare Title XVIII exempt from state taxes or fees.....	0	0	.0	0	0	0	0	0	0	0	0	0
15.7 All other A&H (b).....	0	0	.0	0	0	0	0	0	0	0	0	0
15.8 Federal employees health benefits program premium (b).....	0	0	.0	0	0	0	0	0	0	0	0	0
16. Workers' compensation.....	9,345,667	8,620,433	.0	3,243,750	2,054,587	4,759,682	10,405,841	280,248	303,787	815,997	2,012,989	246,598
17.1 Other liability-occurrence.....	265,769	244,727	.0	83,138	3,804	61,449	1,824,017	638	(24,218)	170,612	34,772	7,517
17.2 Other liability-claims-made.....	161,984	168,559	.0	52,826	33,800	(91,980)	228,419	0	48,570	31,281	40,646	4,281
17.3 Excess workers' compensation.....	0	0	.0	0	0	0	0	0	0	0	0	0
18. Products liability.....	246	246	.0	215	0	(177)	9,677	0	(89)	5,452	49	114
19.1 Private passenger auto no-fault (personal injury protection).....	0	0	.0	0	0	0	0	0	0	0	0	0
19.2 Other private passenger auto liability.....	0	0	.0	0	0	0	836	0	0	124	0	0
19.3 Commercial auto no-fault (personal injury protection).....	0	0	.0	0	0	0	0	0	0	0	0	0
19.4 Other commercial auto liability.....	305,278	308,947	.0	80,607	40,155	53,159	163,722	169	1,434	27,828	38,434	9,053
21.1 Private passenger auto physical damage.....	0	0	.0	0	0	(32,810)	0	0	0	0	0	0
21.2 Commercial auto physical damage.....	71,634	74,700	.0	15,242	27,523	26,306	6,044	94	40	644	10,043	4,189
22. Aircraft (all perils).....	0	0	.0	0	0	0	0	0	0	0	0	0
23. Fidelity.....	330	69	.0	261	0	(690)	4,458	0	(36)	992	50	373
24. Surety.....	0	0	.0	0	0	(30)	14	0	(16)	11	0	839
26. Burglary and theft.....	1,453	1,201	.0	369	0	1,243	2,656	0	0	310	236	263
27. Boiler and machinery.....	20,691	18,673	.0	5,002	0	0	0	0	0	0	3,942	885
28. Credit.....	(46,079)	208,666	.0	178,990	43,706	409,404	371,725	0	0	0	(716)	(571)
30. Warranty.....	0	0	.0	0	0	0	0	0	0	0	0	151
34. Aggregate write-ins for other lines of business.....	(302)	21,062	.0	0	5,114	24,153	46,222	0	0	0	(106)	306
35. TOTALS (a).....	10,960,080	10,492,775	.0	3,914,781	2,656,860	5,471,773	13,450,879	304,926	346,967	1,177,477	2,284,746	298,909

DETAILS OF WRITE-INS

3401. Collateral protection.....	(302)	21,062	.0	0	5,114	24,153	46,222	0	0	0	(106)	306
3402. Supplemental unemployment.....	0	0	.0	0	0	0	0	0	0	0	0	0
3403.....	0	0	.0	0	0	0	0	0	0	0	0	0
3498. Summary of remaining write-ins for Line 34 from overflow page.....	0	0	.0	0	0	0	0	0	0	0	0	0
3499. TOTALS (Lines 3401 thru 3403 plus 3498) (Line 34 above).....	(302)	21,062	.0	0	5,114	24,153	46,222	0	0	0	(106)	306

(a) Finance and service charges not included in Lines 1 to 35 \$.....0.

(b) For health business on indicated lines report: Number of persons insured under PPO managed care products.....0 and number of persons insured under indemnity only products.....0.

EXHIBIT OF PREMIUMS AND LOSSES (Statutory Page 14 Data)



NAIC Group Code....84 NAIC Company Code....26832

BUSINESS IN THE STATE OF NORTH DAKOTA DURING THE YEAR

19.ND

Line of Business	Gross Premiums, Including Policy and Membership Fees, Less Return Premiums and Premiums on Policies not Taken		3 Dividends Paid or Credited to Policyholders on Direct Business	4 Direct Unearned Premium Reserves	5 Direct Losses Paid (deducting salvage)	6 Direct Losses Incurred	7 Direct Losses Unpaid	8 Direct Defense and Cost Containment Expense Paid	9 Direct Defense and Cost Containment Expense Incurred	10 Direct Defense and Cost Containment Expense Unpaid	11 Commissions and Brokerage Expenses	12 Taxes, Licenses and Fees
	1 Direct Premiums Written	2 Direct Premiums Earned										
1. Fire.....	0	0	0	0	0	0	0	0	0	0	0	33
2.1 Allied lines.....	0	0	0	0	0	0	0	0	0	0	0	2,373
2.2 Multiple peril crop.....	0	0	0	0	0	0	0	0	0	0	0	2,297
2.3 Federal flood.....	0	0	0	0	0	0	0	0	0	0	0	0
3. Farmowners multiple peril.....	53,706	53,549	0	2,238	0	886	9,777	0	2,536	4,567	14,031	981
4. Homeowners multiple peril.....	0	0	0	0	0	0	0	0	0	0	0	0
5.1 Commercial multiple peril (non-liability portion).....	37,412	37,369	0	2,035	0	(1,052)	4,760	0	39	678	9,102	981
5.2 Commercial multiple peril (liability portion).....	0	0	0	0	0	2,542	102,776	30,149	30,426	574	0	77
6. Mortgage guaranty.....	0	0	0	0	0	0	0	0	0	0	0	0
8. Ocean marine.....	0	0	0	0	0	0	0	0	0	0	0	0
9. Inland marine.....	10,401	10,297	0	1,354	0	1,445	3,862	0	(116)	251	2,000	314
10. Financial guaranty.....	0	0	0	0	0	0	0	0	0	0	0	0
11. Medical professional liability.....	0	0	0	0	0	0	0	0	0	0	0	0
12. Earthquake.....	0	0	0	0	0	0	0	0	0	0	0	21
13. Group accident and health (b).....	0	0	0	0	0	0	0	0	0	0	0	0
14. Credit A&H (group and individual).....	0	0	0	0	0	0	0	0	0	0	0	0
15.1 Collectively renewable A&H (b).....	0	0	0	0	0	0	0	0	0	0	0	0
15.2 Non-cancelable A&H (b).....	0	0	0	0	0	0	0	0	0	0	0	0
15.3 Guaranteed renewable A&H (b).....	0	0	0	0	0	0	0	0	0	0	0	0
15.4 Non-renewable for stated reasons only (b).....	0	0	0	0	0	0	0	0	0	0	0	0
15.5 Other accident only.....	0	0	0	0	0	0	0	0	0	0	0	0
15.6 Medicare Title XVIII exempt from state taxes or fees.....	0	0	0	0	0	0	0	0	0	0	0	0
15.7 All other A&H (b).....	0	0	0	0	0	0	0	0	0	0	0	0
15.8 Federal employees health benefits program premium (b).....	0	0	0	0	0	0	0	0	0	0	0	0
16. Workers' compensation.....	977	(85)	0	1,062	0	(1)	142	0	(4)	32	63	64
17.1 Other liability-occurrence.....	50,329	50,309	0	9,280	1,302	40,195	124,643	0	1,369	21,213	8,252	1,137
17.2 Other liability-claims-made.....	0	0	0	0	0	0	0	0	0	0	0	45
17.3 Excess workers' compensation.....	0	0	0	0	0	0	0	0	0	0	0	0
18. Products liability.....	0	0	0	0	2,730	(270)	0	10,942	10,942	0	0	50
19.1 Private passenger auto no-fault (personal injury protection).....	0	0	0	0	0	0	23	0	0	3	0	0
19.2 Other private passenger auto liability.....	0	0	0	0	0	0	33	0	0	6	0	0
19.3 Commercial auto no-fault (personal injury protection).....	1,016	999	0	213	0	(27)	388	0	22	91	180	81
19.4 Other commercial auto liability.....	12,128	12,219	0	2,527	4,081	1,748	4,925	0	176	1,138	2,169	347
21.1 Private passenger auto physical damage.....	0	0	0	0	0	0	0	0	0	0	0	0
21.2 Commercial auto physical damage.....	850	941	0	69	0	(48)	18	0	(11)	1	196	208
22. Aircraft (all perils).....	0	0	0	0	0	0	0	0	0	0	0	0
23. Fidelity.....	604	606	0	126	0	(94)	1,714	0	0	512	137	333
24. Surety.....	0	0	0	0	0	9	45	0	(8)	6	0	214
26. Burglary and theft.....	26	26	0	10	0	(405)	43	0	0	0	5	106
27. Boiler and machinery.....	1,113	1,115	0	95	0	0	0	0	0	0	231	75
28. Credit.....	(3,161)	19,341	0	16,163	0	33,266	33,266	0	0	0	(553)	12
30. Warranty.....	0	0	0	0	0	0	0	0	0	0	0	42
34. Aggregate write-ins for other lines of business.....	0	0	0	0	0	926	931	0	0	0	0	86
35. TOTALS (a).....	165,401	186,685	0	35,171	8,113	79,121	287,346	41,091	45,370	29,072	35,811	9,879

DETAILS OF WRITE-INS

3401. Collateral protection.....	0	0	0	0	0	926	931	0	0	0	0	86
3402. Supplemental unemployment.....	0	0	0	0	0	0	0	0	0	0	0	0
3403.....	0	0	0	0	0	0	0	0	0	0	0	0
3498. Summary of remaining write-ins for Line 34 from overflow page.....	0	0	0	0	0	0	0	0	0	0	0	0
3499. TOTALS (Lines 3401 thru 3403 plus 3498) (Line 34 above).....	0	0	0	0	0	926	931	0	0	0	0	86

(a) Finance and service charges not included in Lines 1 to 35 \$.....0.

(b) For health business on indicated lines report: Number of persons insured under PPO managed care products.....0 and number of persons insured under indemnity only products.....0.

EXHIBIT OF PREMIUMS AND LOSSES (Statutory Page 14 Data)



NAIC Group Code....84 NAIC Company Code....26832

BUSINESS IN THE STATE OF NEBRASKA DURING THE YEAR

Line of Business	Gross Premiums, Including Policy and Membership Fees, Less Return Premiums and Premiums on Policies not Taken		3 Dividends Paid or Credited to Policyholders on Direct Business	4 Direct Unearned Premium Reserves	5 Direct Losses Paid (deducting salvage)	6 Direct Losses Incurred	7 Direct Losses Unpaid	8 Direct Defense and Cost Containment Expense Paid	9 Direct Defense and Cost Containment Expense Incurred	10 Direct Defense and Cost Containment Expense Unpaid	11 Commissions and Brokerage Expenses	12 Taxes, Licenses and Fees
	1 Direct Premiums Written	2 Direct Premiums Earned										
1. Fire.....	0	0	0	0	0	(883)	0	0	0	0	0	44
2.1 Allied lines.....	11,578,260	11,578,260	0	0	6,742,475	6,724,350	1,835,969	0	(320,269)	269	1,621,394	180,044
2.2 Multiple peril crop.....	0	0	0	0	0	0	0	0	0	0	0	22
2.3 Federal flood.....	0	0	0	0	0	0	0	0	0	0	0	0
3. Farmowners multiple peril.....	38,086	35,669	0	10,478	9,827	(7,826)	(7,502)	691	15,660	22,810	10,882	607
4. Homeowners multiple peril.....	0	0	0	0	0	0	0	0	0	0	0	0
5.1 Commercial multiple peril (non-liability portion).....	116	3,151	0	34	0	4,126	6,106	16	(47)	128	21	93
5.2 Commercial multiple peril (liability portion).....	940	1,690	0	89	0	66,953	69,627	27,621	27,471	1,095	215	161
6. Mortgage guaranty.....	0	0	0	0	0	0	0	0	0	0	0	0
8. Ocean marine.....	0	0	0	0	0	0	0	0	0	0	0	0
9. Inland marine.....	337	438	0	98	0	(123)	23	0	(81)	4	71	264
10. Financial guaranty.....	0	0	0	0	0	0	0	0	0	0	0	0
11. Medical professional liability.....	0	0	0	0	0	0	0	0	0	0	0	0
12. Earthquake.....	0	0	0	0	0	0	0	0	0	0	0	24
13. Group accident and health (b).....	0	0	0	0	0	0	0	0	0	0	0	0
14. Credit A&H (group and individual).....	0	0	0	0	0	0	0	0	0	0	0	0
15.1 Collectively renewable A&H (b).....	0	0	0	0	0	0	0	0	0	0	0	0
15.2 Non-cancelable A&H (b).....	0	0	0	0	0	0	0	0	0	0	0	0
15.3 Guaranteed renewable A&H (b).....	0	0	0	0	0	0	0	0	0	0	0	0
15.4 Non-renewable for stated reasons only (b).....	0	0	0	0	0	0	0	0	0	0	0	0
15.5 Other accident only.....	0	0	0	0	0	0	0	0	0	0	0	0
15.6 Medicare Title XVIII exempt from state taxes or fees.....	0	0	0	0	0	0	0	0	0	0	0	0
15.7 All other A&H (b).....	0	0	0	0	0	0	0	0	0	0	0	0
15.8 Federal employees health benefits program premium (b).....	0	0	0	0	0	0	0	0	0	0	0	0
16. Workers' compensation.....	33,970	27,959	0	6,981	0	33,787	67,605	1,670	480	6,135	6,554	701
17.1 Other liability-occurrence.....	42,325	42,793	0	12,324	0	15,285	210,298	0	(2,654)	11,017	5,083	983
17.2 Other liability-claims-made.....	775	775	0	32	0	(120)	125	0	212	259	187	91
17.3 Excess workers' compensation.....	0	0	0	0	0	0	0	0	0	0	0	0
18. Products liability.....	0	0	0	0	0	(14)	2	0	(6)	1	0	75
19.1 Private passenger auto no-fault (personal injury protection).....	0	0	0	0	0	0	0	0	0	0	0	0
19.2 Other private passenger auto liability.....	0	0	0	0	0	0	0	0	0	0	0	0
19.3 Commercial auto no-fault (personal injury protection).....	0	0	0	0	0	0	0	0	0	0	0	0
19.4 Other commercial auto liability.....	3,495	3,409	0	1,069	6,731	7,063	12,745	0	(1,273)	1,404	685	353
21.1 Private passenger auto physical damage.....	0	0	0	0	0	0	0	0	0	0	0	0
21.2 Commercial auto physical damage.....	1,416	955	0	650	0	(571)	(97)	0	(19)	0	333	501
22. Aircraft (all perils).....	0	0	0	0	0	0	0	0	0	0	0	0
23. Fidelity.....	0	0	0	0	0	0	0	0	0	0	0	75
24. Surety.....	0	0	0	0	0	0	0	0	0	0	0	33
26. Burglary and theft.....	0	0	0	0	0	0	0	0	0	0	0	43
27. Boiler and machinery.....	708	940	0	168	0	0	0	0	0	0	149	112
28. Credit.....	0	3,371	0	1,648	0	6,182	6,182	0	0	0	0	197
30. Warranty.....	0	0	0	0	0	0	0	0	0	0	0	164
34. Aggregate write-ins for other lines of business.....	0	0	0	0	0	683	644	0	0	0	0	298
35. TOTALS (a).....	11,700,428	11,699,410	0	33,571	6,759,034	6,848,891	2,201,727	29,997	(280,526)	43,120	1,645,574	184,883

19.NE

DETAILS OF WRITE-INS

3401. Collateral protection.....	0	0	0	0	0	683	644	0	0	0	0	298
3402. Supplemental unemployment.....	0	0	0	0	0	0	0	0	0	0	0	0
3403.....	0	0	0	0	0	0	0	0	0	0	0	0
3498. Summary of remaining write-ins for Line 34 from overflow page.....	0	0	0	0	0	0	0	0	0	0	0	0
3499. TOTALS (Lines 3401 thru 3403 plus 3498) (Line 34 above).....	0	0	0	0	0	683	644	0	0	0	0	298

(a) Finance and service charges not included in Lines 1 to 35 \$.....0.

(b) For health business on indicated lines report: Number of persons insured under PPO managed care products.....0 and number of persons insured under indemnity only products.....0.

EXHIBIT OF PREMIUMS AND LOSSES (Statutory Page 14 Data)



NAIC Group Code....84 NAIC Company Code....26832

BUSINESS IN THE STATE OF NEW HAMPSHIRE DURING THE YEAR

19.NH

Line of Business	Gross Premiums, Including Policy and Membership Fees, Less Return Premiums and Premiums on Policies not Taken		3 Dividends Paid or Credited to Policyholders on Direct Business	4 Direct Unearned Premium Reserves	5 Direct Losses Paid (deducting salvage)	6 Direct Losses Incurred	7 Direct Losses Unpaid	8 Direct Defense and Cost Containment Expense Paid	9 Direct Defense and Cost Containment Expense Incurred	10 Direct Defense and Cost Containment Expense Unpaid	11 Commissions and Brokerage Expenses	12 Taxes, Licenses and Fees
	1 Direct Premiums Written	2 Direct Premiums Earned										
1. Fire.....	0	0	0	0	0	0	0	0	0	0	0	16
2.1 Allied lines.....	1	23	0	0	0	(18)	7	0	(2)	1	0	48
2.2 Multiple peril crop.....	0	0	0	0	0	0	0	0	0	0	0	0
2.3 Federal flood.....	0	0	0	0	0	0	0	0	0	0	0	0
3. Farmowners multiple peril.....	18,630	18,468	0	3,414	0	2,306	4,963	0	378	1,385	4,716	1,122
4. Homeowners multiple peril.....	0	0	0	0	0	0	0	0	0	0	0	0
5.1 Commercial multiple peril (non-liability portion).....	499	477	0	62	0	(262)	129	0	(36)	54	22	51
5.2 Commercial multiple peril (liability portion).....	1,640	410	0	1,230	0	147	141	0	72	63	346	89
6. Mortgage guaranty.....	0	0	0	0	0	0	0	0	0	0	0	0
8. Ocean marine.....	0	0	0	0	0	0	0	0	0	0	0	2
9. Inland marine.....	1,611	1,578	0	339	0	88	151	0	19	70	402	86
10. Financial guaranty.....	0	0	0	0	0	0	0	0	0	0	0	0
11. Medical professional liability.....	0	0	0	0	0	0	0	0	0	0	0	0
12. Earthquake.....	0	0	0	0	0	0	0	0	0	0	0	10
13. Group accident and health (b).....	0	0	0	0	0	0	0	0	0	0	0	0
14. Credit A&H (group and individual).....	0	0	0	0	0	0	0	0	0	0	0	0
15.1 Collectively renewable A&H (b).....	0	0	0	0	0	0	0	0	0	0	0	0
15.2 Non-cancelable A&H (b).....	0	0	0	0	0	0	0	0	0	0	0	0
15.3 Guaranteed renewable A&H (b).....	0	0	0	0	0	0	0	0	0	0	0	0
15.4 Non-renewable for stated reasons only (b).....	0	0	0	0	0	0	0	0	0	0	0	0
15.5 Other accident only.....	0	0	0	0	0	0	0	0	0	0	0	0
15.6 Medicare Title XVIII exempt from state taxes or fees.....	0	0	0	0	0	0	0	0	0	0	0	0
15.7 All other A&H (b).....	0	0	0	0	0	0	0	0	0	0	0	0
15.8 Federal employees health benefits program premium (b).....	0	0	0	0	0	0	0	0	0	0	0	0
16. Workers' compensation.....	243,819	226,281	0	27,321	37,299	34,007	76,911	494	3,059	4,893	26,013	21,369
17.1 Other liability-occurrence.....	45,235	42,657	0	18,114	0	6,158	93,253	0	(2,279)	7,738	5,083	2,793
17.2 Other liability-claims-made.....	8,622	5,999	0	6,193	0	1,854	2,054	0	526	538	1,953	900
17.3 Excess workers' compensation.....	0	0	0	0	0	0	0	0	0	0	0	0
18. Products liability.....	0	0	0	0	0	(5,696)	654	0	(2,640)	297	0	(90)
19.1 Private passenger auto no-fault (personal injury protection).....	0	0	0	0	0	0	0	0	0	0	0	0
19.2 Other private passenger auto liability.....	0	0	0	0	0	0	0	0	0	0	0	0
19.3 Commercial auto no-fault (personal injury protection).....	0	0	0	0	0	0	0	0	0	0	0	0
19.4 Other commercial auto liability.....	33,516	33,224	0	1,755	888	8,516	7,940	0	915	955	4,823	2,849
21.1 Private passenger auto physical damage.....	0	0	0	0	0	0	0	0	0	0	0	0
21.2 Commercial auto physical damage.....	12,418	12,331	0	684	11,947	12,408	488	6	39	33	1,775	988
22. Aircraft (all perils).....	0	0	0	0	0	0	0	0	0	0	0	0
23. Fidelity.....	0	0	0	0	0	0	0	0	0	0	0	23
24. Surety.....	0	0	0	0	0	(2)	1	0	(1)	1	0	3
26. Burglary and theft.....	0	0	0	0	0	0	0	0	0	0	0	21
27. Boiler and machinery.....	259	257	0	47	0	0	0	0	0	0	37	36
28. Credit.....	6,431	79,457	0	82,536	20,013	153,484	134,724	0	0	0	2,251	546
30. Warranty.....	0	0	0	0	0	0	0	0	0	0	0	35
34. Aggregate write-ins for other lines of business.....	(10,055)	17,989	0	0	2,586	6,928	13,181	0	0	0	(173)	(82)
35. TOTALS (a).....	362,626	439,151	0	141,695	72,733	219,918	334,594	500	50	16,027	47,247	30,813

DETAILS OF WRITE-INS

3401. Collateral protection.....	(10,055)	17,989	0	0	2,586	6,928	13,181	0	0	0	(173)	(82)
3402. Supplemental unemployment.....	0	0	0	0	0	0	0	0	0	0	0	0
3403.	0	0	0	0	0	0	0	0	0	0	0	0
3498. Summary of remaining write-ins for Line 34 from overflow page.....	0	0	0	0	0	0	0	0	0	0	0	0
3499. TOTALS (Lines 3401 thru 3403 plus 3498) (Line 34 above).....	(10,055)	17,989	0	0	2,586	6,928	13,181	0	0	0	(173)	(82)

(a) Finance and service charges not included in Lines 1 to 35 \$.....0.

(b) For health business on indicated lines report: Number of persons insured under PPO managed care products.....0 and number of persons insured under indemnity only products.....0.

EXHIBIT OF PREMIUMS AND LOSSES (Statutory Page 14 Data)



NAIC Group Code....84 NAIC Company Code....26832

BUSINESS IN THE STATE OF NEW JERSEY DURING THE YEAR

19.NJ

Line of Business	Gross Premiums, Including Policy and Membership Fees, Less Return Premiums and Premiums on Policies not Taken		3 Dividends Paid or Credited to Policyholders on Direct Business	4 Direct Unearned Premium Reserves	5 Direct Losses Paid (deducting salvage)	6 Direct Losses Incurred	7 Direct Losses Unpaid	8 Direct Defense and Cost Containment Expense Paid	9 Direct Defense and Cost Containment Expense Incurred	10 Direct Defense and Cost Containment Expense Unpaid	11 Commissions and Brokerage Expenses	12 Taxes, Licenses and Fees
	1 Direct Premiums Written	2 Direct Premiums Earned										
1. Fire.....	10,519	15,843	0	4,883	0	(157)	7,416	0	19	520	1,946	390
2.1 Allied lines.....	635	3,998	0	2,143	327,699	919,757	601,479	0	(3)	573	111	303
2.2 Multiple peril crop.....	0	0	0	0	0	0	0	0	0	0	0	0
2.3 Federal flood.....	0	0	0	0	0	0	0	0	0	0	0	0
3. Farmowners multiple peril.....	258,374	258,517	0	119,854	66,279	159,470	117,360	1,669	4,249	14,330	65,480	5,124
4. Homeowners multiple peril.....	0	0	0	0	0	0	0	0	0	0	0	0
5.1 Commercial multiple peril (non-liability portion).....	149,490	133,182	0	69,986	151,782	99,917	634,497	20,397	20,810	31,201	27,498	3,171
5.2 Commercial multiple peril (liability portion).....	148,405	134,171	0	60,500	18,153	(108,975)	419,938	51,793	4,035	184,237	28,111	3,334
6. Mortgage guaranty.....	0	0	0	0	0	0	0	0	0	0	0	0
8. Ocean marine.....	0	0	0	0	0	0	0	0	0	0	0	2
9. Inland marine.....	14,888	14,577	0	9,557	0	870	31,559	0	292	3,822	3,232	868
10. Financial guaranty.....	0	0	0	0	0	0	0	0	0	0	0	0
11. Medical professional liability.....	0	0	0	0	0	0	0	0	0	0	0	0
12. Earthquake.....	0	0	0	0	0	1	11	0	0	10	0	40
13. Group accident and health (b).....	0	0	0	0	0	0	0	0	0	0	0	0
14. Credit A&H (group and individual).....	0	0	0	0	0	0	0	0	0	0	0	0
15.1 Collectively renewable A&H (b).....	0	0	0	0	0	0	0	0	0	0	0	0
15.2 Non-cancelable A&H (b).....	0	0	0	0	0	0	0	0	0	0	0	0
15.3 Guaranteed renewable A&H (b).....	0	0	0	0	0	0	0	0	0	0	0	0
15.4 Non-renewable for stated reasons only (b).....	0	0	0	0	0	0	0	0	0	0	0	0
15.5 Other accident only.....	0	0	0	0	0	0	0	0	0	0	0	0
15.6 Medicare Title XVIII exempt from state taxes or fees.....	0	0	0	0	0	0	0	0	0	0	0	0
15.7 All other A&H (b).....	0	0	0	0	0	0	0	0	0	0	0	0
15.8 Federal employees health benefits program premium (b).....	0	0	0	0	0	0	0	0	0	0	0	0
16. Workers' compensation.....	2,233,649	1,861,734	0	1,120,417	553,494	593,141	9,729,198	43,693	(15,219)	232,788	394,576	49,317
17.1 Other liability-occurrence.....	454,723	425,853	0	226,916	225,000	313,989	2,091,096	15,679	(17,936)	138,194	60,393	9,582
17.2 Other liability-claims-made.....	26,210	17,775	0	13,590	0	(22,542)	71,445	8,432	22,657	18,802	5,500	999
17.3 Excess workers' compensation.....	0	0	0	0	0	0	0	0	0	0	0	0
18. Products liability.....	1,084	1,087	0	567	6,820	(575)	8,095	9,519	7,811	2,437	206	237
19.1 Private passenger auto no-fault (personal injury protection).....	0	0	0	0	0	0	0	0	0	0	0	0
19.2 Other private passenger auto liability.....	0	0	0	0	0	0	0	0	0	0	0	0
19.3 Commercial auto no-fault (personal injury protection).....	6,938	6,000	0	2,870	0	(770)	2,309	0	73	680	1,024	635
19.4 Other commercial auto liability.....	148,365	154,806	0	61,821	87,896	12,930	217,333	77,006	71,982	23,728	24,565	3,018
21.1 Private passenger auto physical damage.....	0	0	0	0	0	0	0	0	0	0	0	0
21.2 Commercial auto physical damage.....	39,634	38,809	0	18,334	5,248	4,313	27,175	648	602	292	6,810	2,032
22. Aircraft (all perils).....	0	0	0	0	0	0	0	0	0	0	0	0
23. Fidelity.....	621	890	0	242	0	(64)	7,549	0	(120)	1,752	112	422
24. Surety.....	0	0	0	0	0	285	1,352	0	(462)	156	0	257
26. Burglary and theft.....	393	452	0	156	0	157	711	0	4	123	66	181
27. Boiler and machinery.....	7,476	8,890	0	3,536	0	0	0	0	0	0	1,282	492
28. Credit.....	102,219	(17,957)	0	694,929	138,377	453,566	335,016	0	0	0	27,567	2,638
30. Warranty.....	0	0	0	0	0	0	0	0	0	0	0	171
34. Aggregate write-ins for other lines of business.....	(624)	532,168	0	125	12,249	395,481	409,750	0	0	0	(218)	202
35. TOTALS (a).....	3,602,999	3,590,794	0	2,410,427	1,592,996	2,820,795	14,713,288	228,835	98,793	653,647	648,262	83,415

DETAILS OF WRITE-INS

3401. Collateral protection.....	(624)	532,168	0	125	12,249	395,481	409,750	0	0	0	(218)	202
3402. Supplemental unemployment.....	0	0	0	0	0	0	0	0	0	0	0	0
3403.....	0	0	0	0	0	0	0	0	0	0	0	0
3498. Summary of remaining write-ins for Line 34 from overflow page.....	0	0	0	0	0	0	0	0	0	0	0	0
3499. TOTALS (Lines 3401 thru 3403 plus 3498) (Line 34 above).....	(624)	532,168	0	125	12,249	395,481	409,750	0	0	0	(218)	202

(a) Finance and service charges not included in Lines 1 to 35 \$.....0.

(b) For health business on indicated lines report: Number of persons insured under PPO managed care products.....0 and number of persons insured under indemnity only products.....0.

EXHIBIT OF PREMIUMS AND LOSSES (Statutory Page 14 Data)



NAIC Group Code....84 NAIC Company Code....26832

BUSINESS IN THE STATE OF NEW MEXICO DURING THE YEAR

19.NM

Line of Business	Gross Premiums, Including Policy and Membership Fees, Less Return Premiums and Premiums on Policies not Taken		3 Dividends Paid or Credited to Policyholders on Direct Business	4 Direct Unearned Premium Reserves	5 Direct Losses Paid (deducting salvage)	6 Direct Losses Incurred	7 Direct Losses Unpaid	8 Direct Defense and Cost Containment Expense Paid	9 Direct Defense and Cost Containment Expense Incurred	10 Direct Defense and Cost Containment Expense Unpaid	11 Commissions and Brokerage Expenses	12 Taxes, Licenses and Fees
	1 Direct Premiums Written	2 Direct Premiums Earned										
1. Fire.....	0	0	0	0	0	0	0	0	0	0	0	71
2.1 Allied lines.....	0	0	0	0	0	0	0	0	0	0	0	332
2.2 Multiple peril crop.....	0	0	0	0	0	0	0	0	0	0	0	132
2.3 Federal flood.....	0	0	0	0	0	0	0	0	0	0	0	0
3. Farmowners multiple peril.....	232,138	170,264	0	118,807	178,094	751,009	583,446	816	2,176	7,757	38,913	4,036
4. Homeowners multiple peril.....	0	0	0	0	0	0	0	0	0	0	0	0
5.1 Commercial multiple peril (non-liability portion).....	20,649	27,348	0	4,637	0	(742)	5,943	0	419	1,501	5,103	(1,720)
5.2 Commercial multiple peril (liability portion).....	1,177	1,173	0	343	0	(9,708)	15,506	0	(16,289)	21,131	253	177
6. Mortgage guaranty.....	0	0	0	0	0	0	0	0	0	0	0	0
8. Ocean marine.....	0	0	0	0	0	0	0	0	0	0	0	0
9. Inland marine.....	0	0	0	0	0	(289)	68	0	(21)	7	0	300
10. Financial guaranty.....	0	0	0	0	0	0	0	0	0	0	0	0
11. Medical professional liability.....	0	0	0	0	0	0	0	0	0	0	0	0
12. Earthquake.....	0	0	0	0	0	0	0	0	0	0	0	41
13. Group accident and health (b).....	0	0	0	0	0	0	0	0	0	0	0	0
14. Credit A&H (group and individual).....	0	0	0	0	0	0	0	0	0	0	0	0
15.1 Collectively renewable A&H (b).....	0	0	0	0	0	0	0	0	0	0	0	0
15.2 Non-cancelable A&H (b).....	0	0	0	0	0	0	0	0	0	0	0	0
15.3 Guaranteed renewable A&H (b).....	0	0	0	0	0	0	0	0	0	0	0	0
15.4 Non-renewable for stated reasons only (b).....	0	0	0	0	0	0	0	0	0	0	0	0
15.5 Other accident only.....	0	0	0	0	0	0	0	0	0	0	0	0
15.6 Medicare Title XVIII exempt from state taxes or fees.....	0	0	0	0	0	0	0	0	0	0	0	0
15.7 All other A&H (b).....	0	0	0	0	0	0	0	0	0	0	0	0
15.8 Federal employees health benefits program premium (b).....	0	0	0	0	0	0	0	0	0	0	0	0
16. Workers' compensation.....	238,929	224,497	0	82,475	9,747	(82,293)	429,794	546	(62)	18,325	44,144	2,533
17.1 Other liability-occurrence.....	61,183	40,166	0	35,023	0	(10,796)	51,489	0	(338)	6,760	6,311	1,614
17.2 Other liability-claims-made.....	339,473	341,386	0	104,947	54,823	73,649	544,277	8,435	33,631	34,412	85,020	(248)
17.3 Excess workers' compensation.....	0	0	0	0	0	0	0	0	0	0	0	0
18. Products liability.....	294	293	0	37	0	(21)	143	0	(27)	192	48	153
19.1 Private passenger auto no-fault (personal injury protection).....	0	0	0	0	0	0	0	0	0	0	0	0
19.2 Other private passenger auto liability.....	0	0	0	0	0	0	186	0	0	45	0	0
19.3 Commercial auto no-fault (personal injury protection).....	0	0	0	0	0	0	0	0	0	0	0	0
19.4 Other commercial auto liability.....	15,248	20,881	0	9,700	0	(22,397)	(13,280)	0	(6,089)	(3,305)	26	(1,012)
21.1 Private passenger auto physical damage.....	0	0	0	0	0	0	0	0	0	0	0	0
21.2 Commercial auto physical damage.....	1,364	4,210	0	969	0	11	190	0	13	76	165	579
22. Aircraft (all perils).....	0	0	0	0	0	0	0	0	0	0	0	0
23. Fidelity.....	0	0	0	0	0	(106)	0	0	0	0	0	74
24. Surety.....	0	0	0	0	0	13	88	0	(12)	14	0	1
26. Burglary and theft.....	0	0	0	0	0	0	0	0	0	0	0	73
27. Boiler and machinery.....	2,204	2,158	0	899	0	0	0	0	0	0	305	309
28. Credit.....	462,257	66,077	0	783,202	121,216	383,335	276,435	0	0	0	9,778	1,457
30. Warranty.....	0	0	0	0	0	0	0	0	0	0	0	151
34. Aggregate write-ins for other lines of business.....	(31,081)	493,454	0	0	20,004	366,378	367,729	0	0	0	(176)	(652)
35. TOTALS (a).....	1,343,835	1,391,908	0	1,141,038	383,884	1,448,043	2,262,014	9,797	13,402	86,915	189,891	8,401

DETAILS OF WRITE-INS

3401. Collateral protection.....	(31,081)	493,454	0	0	20,004	366,378	367,729	0	0	0	(176)	(652)
3402. Supplemental unemployment.....	0	0	0	0	0	0	0	0	0	0	0	0
3403.....	0	0	0	0	0	0	0	0	0	0	0	0
3498. Summary of remaining write-ins for Line 34 from overflow page.....	0	0	0	0	0	0	0	0	0	0	0	0
3499. TOTALS (Lines 3401 thru 3403 plus 3498) (Line 34 above).....	(31,081)	493,454	0	0	20,004	366,378	367,729	0	0	0	(176)	(652)

(a) Finance and service charges not included in Lines 1 to 35 \$.....0.

(b) For health business on indicated lines report: Number of persons insured under PPO managed care products.....0 and number of persons insured under indemnity only products.....0.

EXHIBIT OF PREMIUMS AND LOSSES (Statutory Page 14 Data)



NAIC Group Code....84 NAIC Company Code....26832

BUSINESS IN THE STATE OF NEVADA DURING THE YEAR

Line of Business	Gross Premiums, Including Policy and Membership Fees, Less Return Premiums and Premiums on Policies not Taken		3 Dividends Paid or Credited to Policyholders on Direct Business	4 Direct Unearned Premium Reserves	5 Direct Losses Paid (deducting salvage)	6 Direct Losses Incurred	7 Direct Losses Unpaid	8 Direct Defense and Cost Containment Expense Paid	9 Direct Defense and Cost Containment Expense Incurred	10 Direct Defense and Cost Containment Expense Unpaid	11 Commissions and Brokerage Expenses	12 Taxes, Licenses and Fees
	1 Direct Premiums Written	2 Direct Premiums Earned										
1. Fire.....	454	359	0	95	0	(6)	67	0	(9)	4	76	74
2.1 Allied lines.....	401	317	0	84	0	9	46	0	(4)	3	66	155
2.2 Multiple peril crop.....	0	0	0	0	0	0	0	0	0	0	0	30
2.3 Federal flood.....	0	0	0	0	0	0	0	0	0	0	0	0
3. Farmowners multiple peril.....	6,646	1,938	0	4,708	0	300	300	0	66	66	1,369	247
4. Homeowners multiple peril.....	0	0	0	0	0	0	0	0	0	0	0	0
5.1 Commercial multiple peril (non-liability portion).....	120,517	109,467	0	44,886	(84,285)	(30,021)	73,004	151	8,813	10,319	22,802	3,095
5.2 Commercial multiple peril (liability portion).....	39,020	49,001	0	9,065	108,257	(378,368)	1,056,418	169,916	109,333	310,980	6,590	796
6. Mortgage guaranty.....	0	0	0	0	0	0	0	0	0	0	0	0
8. Ocean marine.....	0	0	0	0	0	0	0	0	0	0	0	6
9. Inland marine.....	3,875	3,468	0	1,245	0	465	812	0	(41)	54	666	386
10. Financial guaranty.....	0	0	0	0	0	0	0	0	0	0	0	0
11. Medical professional liability.....	0	0	0	0	0	0	0	0	0	0	0	0
12. Earthquake.....	0	0	0	0	0	0	0	0	0	0	0	33
13. Group accident and health (b).....	0	0	0	0	0	0	0	0	0	0	0	0
14. Credit A&H (group and individual).....	0	0	0	0	0	0	0	0	0	0	0	0
15.1 Collectively renewable A&H (b).....	0	0	0	0	0	0	0	0	0	0	0	0
15.2 Non-cancelable A&H (b).....	0	0	0	0	0	0	0	0	0	0	0	0
15.3 Guaranteed renewable A&H (b).....	0	0	0	0	0	0	0	0	0	0	0	0
15.4 Non-renewable for stated reasons only (b).....	0	0	0	0	0	0	0	0	0	0	0	0
15.5 Other accident only.....	0	0	0	0	0	0	0	0	0	0	0	0
15.6 Medicare Title XVIII exempt from state taxes or fees.....	0	0	0	0	0	0	0	0	0	0	0	0
15.7 All other A&H (b).....	0	0	0	0	0	0	0	0	0	0	0	0
15.8 Federal employees health benefits program premium (b).....	0	0	0	0	0	0	0	0	0	0	0	0
16. Workers' compensation.....	229,526	346,313	0	87,102	118,280	269,082	556,566	4,208	7,358	25,997	37,361	1,290
17.1 Other liability-occurrence.....	200,217	141,160	0	119,529	100,000	(184,904)	304,923	56,093	49,923	31,396	27,054	6,003
17.2 Other liability-claims-made.....	15	29	0	12	0	(7)	7	0	7	7	3	96
17.3 Excess workers' compensation.....	0	0	0	0	0	0	0	0	0	0	0	0
18. Products liability.....	0	0	0	0	0	(47)	7	0	(29)	7	0	107
19.1 Private passenger auto no-fault (personal injury protection).....	0	0	0	0	0	0	0	0	0	0	0	0
19.2 Other private passenger auto liability.....	0	0	0	0	0	0	0	0	0	0	0	0
19.3 Commercial auto no-fault (personal injury protection).....	0	0	0	0	0	0	0	0	0	0	0	0
19.4 Other commercial auto liability.....	127,165	104,964	0	82,603	17,720	36,076	89,008	0	399	11,402	20,995	3,139
21.1 Private passenger auto physical damage.....	0	0	0	0	0	0	0	0	0	0	0	0
21.2 Commercial auto physical damage.....	24,087	19,706	0	15,962	13,444	13,348	2,317	6	2	91	3,998	1,010
22. Aircraft (all perils).....	0	0	0	0	0	0	0	0	0	0	0	0
23. Fidelity.....	1,103	1,084	0	252	0	(1,271)	(263)	0	(134)	(11)	166	231
24. Surety.....	0	0	0	0	0	(631)	304	0	(299)	121	(14)	131
26. Burglary and theft.....	30	30	0	9	0	(34)	(34)	0	2	2	4	120
27. Boiler and machinery.....	5,869	5,442	0	1,960	0	0	0	0	0	0	1,077	297
28. Credit.....	(231)	8,662	0	5,893	0	14,736	14,736	0	0	0	(81)	72
30. Warranty.....	0	0	0	0	0	0	0	0	0	0	0	91
34. Aggregate write-ins for other lines of business.....	0	0	0	0	0	5,805	9,886	0	0	0	0	168
35. TOTALS (a).....	758,694	791,941	0	373,403	273,416	(255,468)	2,108,104	230,374	175,387	390,438	122,133	17,575

DETAILS OF WRITE-INS

3401. Collateral protection.....	0	0	0	0	0	5,805	9,886	0	0	0	0	168
3402. Supplemental unemployment.....	0	0	0	0	0	0	0	0	0	0	0	0
3403.....	0	0	0	0	0	0	0	0	0	0	0	0
3498. Summary of remaining write-ins for Line 34 from overflow page.....	0	0	0	0	0	0	0	0	0	0	0	0
3499. TOTALS (Lines 3401 thru 3403 plus 3498) (Line 34 above).....	0	0	0	0	0	5,805	9,886	0	0	0	0	168

(a) Finance and service charges not included in Lines 1 to 35 \$.....0.

(b) For health business on indicated lines report: Number of persons insured under PPO managed care products.....0 and number of persons insured under indemnity only products.....0.

19.NV

EXHIBIT OF PREMIUMS AND LOSSES (Statutory Page 14 Data)



NAIC Group Code....84 NAIC Company Code....26832

BUSINESS IN THE STATE OF NEW YORK DURING THE YEAR

19.NY

Line of Business	Gross Premiums, Including Policy and Membership Fees, Less Return Premiums and Premiums on Policies not Taken		3 Dividends Paid or Credited to Policyholders on Direct Business	4 Direct Unearned Premium Reserves	5 Direct Losses Paid (deducting salvage)	6 Direct Losses Incurred	7 Direct Losses Unpaid	8 Direct Defense and Cost Containment Expense Paid	9 Direct Defense and Cost Containment Expense Incurred	10 Direct Defense and Cost Containment Expense Unpaid	11 Commissions and Brokerage Expenses	12 Taxes, Licenses and Fees
	1 Direct Premiums Written	2 Direct Premiums Earned										
1. Fire.....	118,279	122,904	0	53,846	2,522	3,110	32,230	0	1,321	3,358	17,766	2,616
2.1 Allied lines.....	50,018	53,220	0	23,211	175,767	417,431	327,247	6,490	6,631	1,916	7,426	1,096
2.2 Multiple peril crop.....	0	0	0	0	0	0	0	0	0	0	0	0
2.3 Federal flood.....	0	0	0	0	0	0	0	0	0	0	0	0
3. Farmowners multiple peril.....	351,281	318,155	0	148,620	104,789	189,613	118,730	5,763	9,058	26,780	80,743	7,861
4. Homeowners multiple peril.....	0	0	0	0	0	0	0	0	0	0	0	0
5.1 Commercial multiple peril (non-liability portion).....	862,004	797,277	0	414,679	78,010	488,983	637,449	1,434	14,549	23,995	141,352	18,824
5.2 Commercial multiple peril (liability portion).....	117,697	159,076	0	51,832	133,550	(486,459)	1,238,105	458,113	332,198	1,054,064	19,919	1,633
6. Mortgage guaranty.....	0	0	0	0	0	0	0	0	0	0	0	0
8. Ocean marine.....	0	0	0	0	0	0	736	0	0	149	0	0
9. Inland marine.....	55,069	45,959	0	32,647	0	2,819	86,507	0	(311)	7,517	7,649	1,181
10. Financial guaranty.....	0	0	0	0	0	0	0	0	0	0	0	0
11. Medical professional liability.....	0	0	0	0	0	0	0	0	0	0	0	0
12. Earthquake.....	953	437	0	516	0	508	486	0	327	336	220	23
13. Group accident and health (b).....	0	0	0	0	0	0	0	0	0	0	0	0
14. Credit A&H (group and individual).....	0	0	0	0	0	0	0	0	0	0	0	0
15.1 Collectively renewable A&H (b).....	0	0	0	0	0	0	0	0	0	0	0	0
15.2 Non-cancelable A&H (b).....	0	0	0	0	0	0	0	0	0	0	0	0
15.3 Guaranteed renewable A&H (b).....	0	0	0	0	0	0	0	0	0	0	0	0
15.4 Non-renewable for stated reasons only (b).....	0	0	0	0	0	0	0	0	0	0	0	0
15.5 Other accident only.....	0	0	0	0	0	0	0	0	0	0	0	0
15.6 Medicare Title XVIII exempt from state taxes or fees.....	0	0	0	0	0	0	0	0	0	0	0	0
15.7 All other A&H (b).....	0	0	0	0	0	0	0	0	0	0	0	0
15.8 Federal employees health benefits program premium (b).....	0	0	0	0	0	0	0	0	0	0	0	0
16. Workers' compensation.....	10,744,418	9,107,996	0	3,593,598	1,397,847	3,978,428	14,054,138	79,941	194,328	438,036	942,458	272,131
17.1 Other liability-occurrence.....	1,202,383	1,149,764	0	598,642	671,193	365,559	4,783,205	113,317	10,417	745,570	170,014	26,161
17.2 Other liability-claims-made.....	839,660	469,246	0	452,514	90,126	(36,434)	2,102,797	105,196	231,924	390,453	147,567	21,031
17.3 Excess workers' compensation.....	0	0	0	0	0	0	0	0	0	0	0	0
18. Products liability.....	18,374	18,034	0	7,844	0	88,767	107,010	1,934	1,638	18,657	3,301	405
19.1 Private passenger auto no-fault (personal injury protection).....	0	0	0	0	144	772	2,424	504	504	90	0	0
19.2 Other private passenger auto liability.....	0	0	0	0	0	694	2,515	0	0	444	0	0
19.3 Commercial auto no-fault (personal injury protection).....	21,500	21,650	0	9,964	0	5,303	17,048	0	757	2,508	3,232	465
19.4 Other commercial auto liability.....	565,945	512,039	0	251,846	72,803	403,352	626,287	75,334	88,674	48,312	78,025	13,288
21.1 Private passenger auto physical damage.....	0	0	0	0	(11,602)	(11,602)	0	0	0	0	0	0
21.2 Commercial auto physical damage.....	142,003	123,495	0	61,258	153,941	284,974	137,952	1,013	1,184	372	16,692	3,154
22. Aircraft (all perils).....	0	0	0	0	0	0	0	0	0	0	0	0
23. Fidelity.....	13,358	13,218	0	5,173	0	(244)	15,230	0	488	4,643	2,000	286
24. Surety.....	79	25	0	54	0	252	1,345	0	(442)	191	29	2
26. Burglary and theft.....	3,096	3,136	0	1,613	2,495	(627)	924	0	238	570	505	66
27. Boiler and machinery.....	34,079	32,501	0	16,502	0	5,000	5,000	0	0	0	5,822	720
28. Credit.....	0	695	0	0	0	0	0	0	0	0	0	(0)
30. Warranty.....	0	0	0	0	0	0	0	0	0	0	0	0
34. Aggregate write-ins for other lines of business.....	0	0	0	0	0	0	0	0	0	0	0	0
35. TOTALS (a).....	15,140,196	12,948,826	0	5,724,358	2,871,584	5,700,199	24,297,363	849,038	893,482	2,767,961	1,644,720	370,942

DETAILS OF WRITE-INS

3401. Collateral protection.....	0	0	0	0	0	0	0	0	0	0	0	0
3402. Supplemental unemployment.....	0	0	0	0	0	0	0	0	0	0	0	0
3403.....	0	0	0	0	0	0	0	0	0	0	0	0
3498. Summary of remaining write-ins for Line 34 from overflow page.....	0	0	0	0	0	0	0	0	0	0	0	0
3499. TOTALS (Lines 3401 thru 3403 plus 3498) (Line 34 above).....	0	0	0	0	0	0	0	0	0	0	0	0

(a) Finance and service charges not included in Lines 1 to 35 \$.....0.

(b) For health business on indicated lines report: Number of persons insured under PPO managed care products.....0 and number of persons insured under indemnity only products.....0.

EXHIBIT OF PREMIUMS AND LOSSES (Statutory Page 14 Data)



NAIC Group Code....84 NAIC Company Code....26832

BUSINESS IN THE STATE OF OHIO DURING THE YEAR

19.OH

Line of Business	Gross Premiums, Including Policy and Membership Fees, Less Return Premiums and Premiums on Policies not Taken		3 Dividends Paid or Credited to Policyholders on Direct Business	4 Direct Unearned Premium Reserves	5 Direct Losses Paid (deducting salvage)	6 Direct Losses Incurred	7 Direct Losses Unpaid	8 Direct Defense and Cost Containment Expense Paid	9 Direct Defense and Cost Containment Expense Incurred	10 Direct Defense and Cost Containment Expense Unpaid	11 Commissions and Brokerage Expenses	12 Taxes, Licenses and Fees
	1 Direct Premiums Written	2 Direct Premiums Earned										
1. Fire.....	29,496	29,599	0	13,339	0	(1,753)	1,797	0	(179)	372	4,561	522
2.1 Allied lines.....	20,772	17,369	0	10,943	51,495	180,586	131,089	0	(99)	217	3,168	1,031
2.2 Multiple peril crop.....	0	0	0	0	0	0	0	0	0	0	0	504
2.3 Federal flood.....	0	0	0	0	0	0	0	0	0	0	0	0
3. Farmowners multiple peril.....	20,427	14,393	0	6,346	0	2,003	2,837	0	381	773	3,439	375
4. Homeowners multiple peril.....	0	0	0	0	0	0	0	0	0	0	0	0
5.1 Commercial multiple peril (non-liability portion).....	284,535	276,334	0	168,051	34,322	(20,823)	73,610	0	(2,003)	24,537	39,486	4,740
5.2 Commercial multiple peril (liability portion).....	146,903	154,626	0	76,893	536	(71,444)	319,704	517	(54,990)	173,443	21,843	2,490
6. Mortgage guaranty.....	0	0	0	0	0	0	0	0	0	0	0	0
8. Ocean marine.....	0	0	0	0	0	0	0	0	0	0	0	2
9. Inland marine.....	33,245	33,600	0	19,929	0	(1,254)	59,761	0	(2,561)	5,074	5,090	1,148
10. Financial guaranty.....	0	0	0	0	0	0	0	0	0	0	0	0
11. Medical professional liability.....	0	0	0	0	0	0	0	0	0	0	0	0
12. Earthquake.....	1,571	1,465	0	1,156	0	462	825	0	64	92	235	201
13. Group accident and health (b).....	0	0	0	0	0	0	0	0	0	0	0	0
14. Credit A&H (group and individual).....	0	0	0	0	0	0	0	0	0	0	0	0
15.1 Collectively renewable A&H (b).....	0	0	0	0	0	0	0	0	0	0	0	0
15.2 Non-cancelable A&H (b).....	0	0	0	0	0	0	0	0	0	0	0	0
15.3 Guaranteed renewable A&H (b).....	0	0	0	0	0	0	0	0	0	0	0	0
15.4 Non-renewable for stated reasons only (b).....	0	0	0	0	0	0	0	0	0	0	0	0
15.5 Other accident only.....	0	0	0	0	0	0	0	0	0	0	0	0
15.6 Medicare Title XVIII exempt from state taxes or fees.....	0	0	0	0	0	0	0	0	0	0	0	0
15.7 All other A&H (b).....	0	0	0	0	0	0	0	0	0	0	0	0
15.8 Federal employees health benefits program premium (b).....	0	0	0	0	0	0	0	0	0	0	0	0
16. Workers' compensation.....	70,910	38,465	0	48,659	0	4,847	13,807	0	546	1,586	10,690	1,513
17.1 Other liability-occurrence.....	1,367,531	1,524,005	0	542,943	516,472	(359,091)	4,049,587	15,786	105,541	967,179	83,357	20,663
17.2 Other liability-claims-made.....	4,306	1,863	0	2,934	0	(14,584)	29,498	0	3,543	6,942	1,050	182
17.3 Excess workers' compensation.....	0	0	0	0	0	0	0	0	0	0	0	0
18. Products liability.....	57,383	55,033	0	37,493	0	(1,507)	33,340	0	1,902	40,351	8,457	1,072
19.1 Private passenger auto no-fault (personal injury protection).....	0	0	0	0	0	0	0	0	0	0	0	0
19.2 Other private passenger auto liability.....	0	0	0	0	0	(2,726)	16,256	0	0	2,528	0	0
19.3 Commercial auto no-fault (personal injury protection).....	0	0	0	0	0	0	0	0	0	0	0	0
19.4 Other commercial auto liability.....	65,353	66,866	0	34,541	5,699	2,200	32,528	0	(4,317)	8,657	8,069	2,240
21.1 Private passenger auto physical damage.....	0	0	0	0	0	0	0	0	0	0	0	0
21.2 Commercial auto physical damage.....	23,967	23,947	0	12,698	4,543	4,404	1,672	0	25	257	2,891	2,844
22. Aircraft (all perils).....	0	0	0	0	0	0	0	0	0	0	0	0
23. Fidelity.....	3,470	3,323	0	2,387	0	(4,311)	6,758	0	(31)	2,855	526	802
24. Surety.....	0	0	0	0	0	(732)	1,032	0	(432)	240	0	0
26. Burglary and theft.....	1,190	1,143	0	553	0	261	369	0	42	44	178	499
27. Boiler and machinery.....	9,191	7,458	0	5,341	0	0	0	0	0	0	1,389	529
28. Credit.....	658,189	597,546	0	1,246,954	246,162	1,288,388	1,072,644	0	0	0	84,722	10,078
30. Warranty.....	0	0	0	192	0	(4)	45	0	0	0	0	181
34. Aggregate write-ins for other lines of business.....	(1,922)	414,379	0	0	56,899	356,667	339,762	0	0	0	(551)	281
35. TOTALS (a).....	2,796,517	3,261,416	0	2,231,352	916,129	1,361,589	6,186,921	16,303	47,432	1,235,149	278,601	51,896

DETAILS OF WRITE-INS

3401. Collateral protection.....	(1,922)	414,379	0	0	56,899	356,667	339,762	0	0	0	(551)	281
3402. Supplemental unemployment.....	0	0	0	0	0	0	0	0	0	0	0	0
3403.....	0	0	0	0	0	0	0	0	0	0	0	0
3498. Summary of remaining write-ins for Line 34 from overflow page.....	0	0	0	0	0	0	0	0	0	0	0	0
3499. TOTALS (Lines 3401 thru 3403 plus 3498) (Line 34 above).....	(1,922)	414,379	0	0	56,899	356,667	339,762	0	0	0	(551)	281

(a) Finance and service charges not included in Lines 1 to 35 \$.....0.

(b) For health business on indicated lines report: Number of persons insured under PPO managed care products.....0 and number of persons insured under indemnity only products.....0.

EXHIBIT OF PREMIUMS AND LOSSES (Statutory Page 14 Data)



NAIC Group Code....84 NAIC Company Code....26832

BUSINESS IN THE STATE OF OKLAHOMA DURING THE YEAR

Line of Business	Gross Premiums, Including Policy and Membership Fees, Less Return Premiums and Premiums on Policies not Taken		3 Dividends Paid or Credited to Policyholders on Direct Business	4 Direct Unearned Premium Reserves	5 Direct Losses Paid (deducting salvage)	6 Direct Losses Incurred	7 Direct Losses Unpaid	8 Direct Defense and Cost Containment Expense Paid	9 Direct Defense and Cost Containment Expense Incurred	10 Direct Defense and Cost Containment Expense Unpaid	11 Commissions and Brokerage Expenses	12 Taxes, Licenses and Fees
	1 Direct Premiums Written	2 Direct Premiums Earned										
1. Fire.....	0	0	0	0	0	0	0	0	0	0	0	77
2.1 Allied lines.....	0	0	0	0	0	0	0	0	0	0	0	1,297
2.2 Multiple peril crop.....	0	0	0	0	0	0	0	0	0	0	0	1,006
2.3 Federal flood.....	0	0	0	0	0	0	0	0	0	0	0	0
3. Farmowners multiple peril.....	0	0	0	0	0	0	0	0	0	0	0	15
4. Homeowners multiple peril.....	0	0	0	0	0	0	0	0	0	0	0	0
5.1 Commercial multiple peril (non-liability portion).....	29,575	44,644	0	14,985	114,562	113,422	5,935	9,805	11,192	2,078	3,777	1,064
5.2 Commercial multiple peril (liability portion).....	28,253	25,819	0	20,015	20,811	(12,149)	64,025	12,570	7,453	62,219	4,015	1,147
6. Mortgage guaranty.....	0	0	0	0	0	0	0	0	0	0	0	0
8. Ocean marine.....	0	0	0	0	0	0	0	0	0	0	0	14
9. Inland marine.....	8,565	3,493	0	5,823	0	657	852	0	(9)	19	411	764
10. Financial guaranty.....	0	0	0	0	0	0	0	0	0	0	0	0
11. Medical professional liability.....	0	0	0	0	0	0	0	0	0	0	0	0
12. Earthquake.....	0	0	0	0	0	0	0	0	0	0	0	48
13. Group accident and health (b).....	0	0	0	0	0	0	0	0	0	0	0	0
14. Credit A&H (group and individual).....	0	0	0	0	0	0	0	0	0	0	0	0
15.1 Collectively renewable A&H (b).....	0	0	0	0	0	0	0	0	0	0	0	0
15.2 Non-cancelable A&H (b).....	0	0	0	0	0	0	0	0	0	0	0	0
15.3 Guaranteed renewable A&H (b).....	0	0	0	0	0	0	0	0	0	0	0	0
15.4 Non-renewable for stated reasons only (b).....	0	0	0	0	0	0	0	0	0	0	0	0
15.5 Other accident only.....	0	0	0	0	0	0	0	0	0	0	0	0
15.6 Medicare Title XVIII exempt from state taxes or fees.....	0	0	0	0	0	0	0	0	0	0	0	0
15.7 All other A&H (b).....	0	0	0	0	0	0	0	0	0	0	0	0
15.8 Federal employees health benefits program premium (b).....	0	0	0	0	0	0	0	0	0	0	0	0
16. Workers' compensation.....	3,886,171	2,258,843	0	1,740,398	276,265	741,392	3,273,132	632	48,407	59,001	889,112	140,285
17.1 Other liability-occurrence.....	95,644	93,324	0	65,301	18,246	(5,139)	291,574	5,252	(1,249)	21,282	15,364	3,059
17.2 Other liability-claims-made.....	75	72	0	3	0	(4)	41	0	4	8	19	190
17.3 Excess workers' compensation.....	0	0	0	0	0	0	0	0	0	0	0	0
18. Products liability.....	0	0	0	0	0	(44)	7	0	(20)	3	0	214
19.1 Private passenger auto no-fault (personal injury protection).....	0	0	0	0	0	0	0	0	0	0	0	0
19.2 Other private passenger auto liability.....	0	0	0	0	0	0	0	0	0	0	0	0
19.3 Commercial auto no-fault (personal injury protection).....	0	0	0	0	0	0	0	0	0	0	0	0
19.4 Other commercial auto liability.....	138,223	118,683	0	34,647	2,859	18,213	43,402	0	2,563	6,354	5,802	3,979
21.1 Private passenger auto physical damage.....	0	0	0	0	0	0	0	0	0	0	0	0
21.2 Commercial auto physical damage.....	33,032	30,034	0	7,108	56,246	102,580	47,798	0	2	164	1,568	1,882
22. Aircraft (all perils).....	0	0	0	0	0	0	0	0	0	0	0	0
23. Fidelity.....	0	196	0	0	0	(274)	73	0	(40)	0	0	101
24. Surety.....	0	0	0	0	0	(484)	871	0	(277)	209	0	0
26. Burglary and theft.....	0	0	0	0	0	0	0	0	0	0	0	106
27. Boiler and machinery.....	1,665	2,444	0	907	0	0	0	0	0	0	283	341
28. Credit.....	80,452	117,009	0	219,480	103,330	308,769	212,369	0	0	0	14,079	2,629
30. Warranty.....	0	35	0	133	0	3	24	0	0	0	0	224
34. Aggregate write-ins for other lines of business.....	(1,558)	98,440	0	0	14,913	87,613	88,545	0	0	0	(225)	730
35. TOTALS (a).....	4,300,097	2,793,034	0	2,108,800	607,232	1,354,555	4,028,650	28,259	68,026	151,336	934,203	159,172

19.0K

DETAILS OF WRITE-INS

3401. Collateral protection.....	(1,558)	98,440	0	0	14,913	87,613	88,545	0	0	0	(225)	730
3402. Supplemental unemployment.....	0	0	0	0	0	0	0	0	0	0	0	0
3403.....	0	0	0	0	0	0	0	0	0	0	0	0
3498. Summary of remaining write-ins for Line 34 from overflow page.....	0	0	0	0	0	0	0	0	0	0	0	0
3499. TOTALS (Lines 3401 thru 3403 plus 3498) (Line 34 above).....	(1,558)	98,440	0	0	14,913	87,613	88,545	0	0	0	(225)	730

(a) Finance and service charges not included in Lines 1 to 35 \$.....0.

(b) For health business on indicated lines report: Number of persons insured under PPO managed care products.....0 and number of persons insured under indemnity only products.....0.

EXHIBIT OF PREMIUMS AND LOSSES (Statutory Page 14 Data)



NAIC Group Code....84 NAIC Company Code...26832

BUSINESS IN THE STATE OF OREGON DURING THE YEAR

19. OR

Line of Business	Gross Premiums, Including Policy and Membership Fees, Less Return Premiums and Premiums on Policies not Taken		3 Dividends Paid or Credited to Policyholders on Direct Business	4 Direct Unearned Premium Reserves	5 Direct Losses Paid (deducting salvage)	6 Direct Losses Incurred	7 Direct Losses Unpaid	8 Direct Defense and Cost Containment Expense Paid	9 Direct Defense and Cost Containment Expense Incurred	10 Direct Defense and Cost Containment Expense Unpaid	11 Commissions and Brokerage Expenses	12 Taxes, Licenses and Fees
	1 Direct Premiums Written	2 Direct Premiums Earned										
1. Fire.....	184	183	0	23	0	42	30	0	(9)	5	28	4
2.1 Allied lines.....	350	356	0	44	0	23	60	0	(1)	12	53	8
2.2 Multiple peril crop.....	0	0	0	0	0	0	0	0	0	0	0	0
2.3 Federal flood.....	0	0	0	0	0	0	0	0	0	0	0	0
3. Farmowners multiple peril.....	55,621	53,934	0	6,300	53,825	44,310	(4,439)	4,283	4,404	2,570	8,312	1,456
4. Homeowners multiple peril.....	0	0	0	0	0	0	0	0	0	0	0	0
5.1 Commercial multiple peril (non-liability portion).....	395,044	375,355	0	118,518	202,296	217,056	42,522	1,275	2,613	5,786	68,498	10,018
5.2 Commercial multiple peril (liability portion).....	94,776	95,845	0	34,704	509,855	1,086,479	767,520	148,248	131,000	56,884	17,805	2,303
6. Mortgage guaranty.....	0	0	0	0	0	0	0	0	0	0	0	0
8. Ocean marine.....	0	0	0	0	0	0	0	0	0	0	0	0
9. Inland marine.....	24,354	17,834	0	11,893	0	1,492	4,042	0	(607)	447	5,158	627
10. Financial guaranty.....	0	0	0	0	0	0	0	0	0	0	0	0
11. Medical professional liability.....	0	0	0	0	0	0	0	0	0	0	0	0
12. Earthquake.....	4,060	3,924	0	1,652	0	1,055	1,814	0	117	158	756	102
13. Group accident and health (b).....	0	0	0	0	0	0	0	0	0	0	0	0
14. Credit A&H (group and individual).....	0	0	0	0	0	0	0	0	0	0	0	0
15.1 Collectively renewable A&H (b).....	0	0	0	0	0	0	0	0	0	0	0	0
15.2 Non-cancelable A&H (b).....	0	0	0	0	0	0	0	0	0	0	0	0
15.3 Guaranteed renewable A&H (b).....	0	0	0	0	0	0	0	0	0	0	0	0
15.4 Non-renewable for stated reasons only (b).....	0	0	0	0	0	0	0	0	0	0	0	0
15.5 Other accident only.....	0	0	0	0	0	0	0	0	0	0	0	0
15.6 Medicare Title XVIII exempt from state taxes or fees.....	0	0	0	0	0	0	0	0	0	0	0	0
15.7 All other A&H (b).....	0	0	0	0	0	0	0	0	0	0	0	0
15.8 Federal employees health benefits program premium (b).....	0	0	0	0	0	0	0	0	0	0	0	0
16. Workers' compensation.....	57,693	53,825	0	20,280	97,618	32,205	230,232	1,890	(5,789)	27,560	11,229	1,469
17.1 Other liability-occurrence.....	459,600	453,171	0	207,430	1,832	(1,088,462)	402,855	0	4,765	127,938	52,378	10,891
17.2 Other liability-claims-made.....	63,437	54,995	0	27,699	0	(54,091)	109,343	0	53,781	47,456	15,878	1,609
17.3 Excess workers' compensation.....	0	0	0	0	0	0	0	0	0	0	0	0
18. Products liability.....	3,850	3,864	0	485	0	(1,118)	1,339	0	(859)	482	674	92
19.1 Private passenger auto no-fault (personal injury protection).....	0	0	0	0	0	0	0	0	0	0	0	0
19.2 Other private passenger auto liability.....	0	0	0	0	0	0	0	0	0	0	0	0
19.3 Commercial auto no-fault (personal injury protection).....	2,462	3,218	0	875	0	252	1,780	0	(57)	309	398	54
19.4 Other commercial auto liability.....	83,034	88,518	0	36,268	5,755	12,580	68,649	0	(1,687)	12,537	14,114	1,919
21.1 Private passenger auto physical damage.....	0	0	0	0	0	0	0	0	0	0	0	0
21.2 Commercial auto physical damage.....	14,392	17,990	0	5,254	12,867	13,328	2,091	6	(5)	354	2,208	321
22. Aircraft (all perils).....	0	0	0	0	0	0	0	0	0	0	0	0
23. Fidelity.....	6,754	5,463	0	3,547	(918)	(8,518)	(5,921)	0	35	320	1,402	168
24. Surety.....	0	0	0	0	0	(8)	3	0	(4)	3	0	0
26. Burglary and theft.....	411	454	0	133	0	(74)	50	0	14	15	64	9
27. Boiler and machinery.....	13,963	13,666	0	3,255	0	0	0	0	0	0	2,738	345
28. Credit.....	0	42,904	0	14,647	45	97,377	97,332	0	0	0	0	0
30. Warranty.....	0	0	0	0	0	0	0	0	0	0	0	0
34. Aggregate write-ins for other lines of business.....	0	0	0	0	3,621	9,124	8,753	0	0	0	0	0
35. TOTALS (a).....	1,279,985	1,285,498	0	493,008	886,795	363,050	1,728,056	155,702	187,711	282,836	201,693	31,395

DETAILS OF WRITE-INS

3401. Collateral protection.....	0	0	0	0	3,621	9,124	8,753	0	0	0	0	0
3402. Supplemental unemployment.....	0	0	0	0	0	0	0	0	0	0	0	0
3403.....	0	0	0	0	0	0	0	0	0	0	0	0
3498. Summary of remaining write-ins for Line 34 from overflow page.....	0	0	0	0	0	0	0	0	0	0	0	0
3499. TOTALS (Lines 3401 thru 3403 plus 3498) (Line 34 above).....	0	0	0	0	3,621	9,124	8,753	0	0	0	0	0

(a) Finance and service charges not included in Lines 1 to 35 \$.....0.

(b) For health business on indicated lines report: Number of persons insured under PPO managed care products.....0 and number of persons insured under indemnity only products.....0.

EXHIBIT OF PREMIUMS AND LOSSES (Statutory Page 14 Data)



NAIC Group Code....84 NAIC Company Code...26832

BUSINESS IN THE STATE OF PENNSYLVANIA DURING THE YEAR

19.PA

Line of Business	Gross Premiums, Including Policy and Membership Fees, Less Return Premiums and Premiums on Policies not Taken		3 Dividends Paid or Credited to Policyholders on Direct Business	4 Direct Unearned Premium Reserves	5 Direct Losses Paid (deducting salvage)	6 Direct Losses Incurred	7 Direct Losses Unpaid	8 Direct Defense and Cost Containment Expense Paid	9 Direct Defense and Cost Containment Expense Incurred	10 Direct Defense and Cost Containment Expense Unpaid	11 Commissions and Brokerage Expenses	12 Taxes, Licenses and Fees
	1 Direct Premiums Written	2 Direct Premiums Earned										
1. Fire.....	1,556	1,556	0	801	0	(796)	(666)	0	(58)	(31)	246	135
2.1 Allied lines.....	941	938	0	343	0	6,431	6,523	0	(60)	(41)	152	194
2.2 Multiple peril crop.....	0	0	0	0	0	0	0	0	0	0	0	3
2.3 Federal flood.....	0	0	0	0	0	0	0	0	0	0	0	0
3. Farmowners multiple peril.....	179,937	169,987	0	71,892	17,987	105,718	101,437	2,819	7,679	11,018	44,884	5,402
4. Homeowners multiple peril.....	0	0	0	0	0	0	0	0	0	0	0	0
5.1 Commercial multiple peril (non-liability portion).....	124,982	262,715	0	56,629	73,920	107,369	324,798	1,600	3,406	5,479	23,969	5,541
5.2 Commercial multiple peril (liability portion).....	93,636	128,454	0	40,615	434,402	(311,698)	992,107	135,389	(38,344)	566,950	17,355	2,233
6. Mortgage guaranty.....	0	0	0	0	0	0	0	0	0	0	0	0
8. Ocean marine.....	0	0	0	0	0	0	0	0	0	0	0	1
9. Inland marine.....	21,475	21,677	0	8,375	0	(5,572)	110,113	0	(774)	3,684	4,016	1,159
10. Financial guaranty.....	0	0	0	0	0	0	0	0	0	0	0	0
11. Medical professional liability.....	0	0	0	0	0	0	0	0	0	0	0	0
12. Earthquake.....	0	7,784	0	0	0	5,687	5,734	0	114	114	115	193
13. Group accident and health (b).....	0	0	0	0	0	0	0	0	0	0	0	0
14. Credit A&H (group and individual).....	0	0	0	0	0	0	0	0	0	0	0	0
15.1 Collectively renewable A&H (b).....	0	0	0	0	0	0	0	0	0	0	0	0
15.2 Non-cancelable A&H (b).....	0	0	0	0	0	0	0	0	0	0	0	0
15.3 Guaranteed renewable A&H (b).....	0	0	0	0	0	0	0	0	0	0	0	0
15.4 Non-renewable for stated reasons only (b).....	0	0	0	0	0	0	0	0	0	0	0	0
15.5 Other accident only.....	0	0	0	0	0	0	0	0	0	0	0	0
15.6 Medicare Title XVIII exempt from state taxes or fees.....	0	0	0	0	0	0	0	0	0	0	0	0
15.7 All other A&H (b).....	0	0	0	0	0	0	0	0	0	0	0	0
15.8 Federal employees health benefits program premium (b).....	0	0	0	0	0	0	0	0	0	0	0	0
16. Workers' compensation.....	2,147,655	1,684,138	0	845,532	34,987	340,457	2,039,849	60,880	33,056	164,536	431,757	61,026
17.1 Other liability-occurrence.....	937,990	882,765	0	432,675	14,194	309,137	3,600,052	13,079	(7,193)	260,088	161,973	27,597
17.2 Other liability-claims-made.....	19,096	21,891	0	9,769	0	1,493	22,660	0	2,320	3,638	4,396	810
17.3 Excess workers' compensation.....	0	0	0	0	0	0	0	0	0	0	0	0
18. Products liability.....	1,651	1,355	0	783	0	(342)	1,738	0	(189)	1,227	321	168
19.1 Private passenger auto no-fault (personal injury protection).....	0	0	0	0	0	0	5,580	0	0	3,066	0	0
19.2 Other private passenger auto liability.....	0	0	0	0	0	0	15,207	35	0	8,034	0	0
19.3 Commercial auto no-fault (personal injury protection).....	1,178	1,388	0	421	0	(2,324)	3,305	0	(243)	689	199	340
19.4 Other commercial auto liability.....	59,528	71,348	0	21,443	29,116	261,932	466,716	27,303	20,274	18,071	9,788	2,336
21.1 Private passenger auto physical damage.....	0	0	0	0	0	0	0	0	0	0	0	0
21.2 Commercial auto physical damage.....	17,200	23,958	0	5,849	19,792	17,283	7,643	20	62	84	2,945	1,433
22. Aircraft (all perils).....	0	0	0	0	0	0	0	0	0	0	0	0
23. Fidelity.....	1,177	3,346	0	532	0	(1,575)	6,161	0	(890)	979	166	266
24. Surety.....	1,438	1,285	0	1,143	0	1,204	5,734	0	(1,584)	745	441	296
26. Burglary and theft.....	229	270	0	49	0	(2,110)	(1,257)	0	(694)	(645)	48	161
27. Boiler and machinery.....	11,333	11,070	0	4,539	0	0	0	0	0	0	2,081	638
28. Credit.....	409,263	83,772	0	1,058,103	140,682	586,067	478,018	0	0	0	71,621	13,905
30. Warranty.....	0	0	0	0	0	0	0	0	0	0	0	94
34. Aggregate write-ins for other lines of business.....	(1,139)	747,537	0	0	5,590	527,494	567,413	0	0	0	(398)	46
35. TOTALS (a).....	4,029,126	4,127,234	0	2,559,492	770,672	1,945,856	8,758,864	241,123	16,917	1,047,686	776,073	123,977

DETAILS OF WRITE-INS

3401. Collateral protection.....	(1,139)	747,537	0	0	5,590	527,494	567,413	0	0	0	(398)	46
3402. Supplemental unemployment.....	0	0	0	0	0	0	0	0	0	0	0	0
3403.....	0	0	0	0	0	0	0	0	0	0	0	0
3498. Summary of remaining write-ins for Line 34 from overflow page.....	0	0	0	0	0	0	0	0	0	0	0	0
3499. TOTALS (Lines 3401 thru 3403 plus 3498) (Line 34 above).....	(1,139)	747,537	0	0	5,590	527,494	567,413	0	0	0	(398)	46

(a) Finance and service charges not included in Lines 1 to 35 \$.....0.

(b) For health business on indicated lines report: Number of persons insured under PPO managed care products.....0 and number of persons insured under indemnity only products.....0.

EXHIBIT OF PREMIUMS AND LOSSES (Statutory Page 14 Data)



NAIC Group Code....84 NAIC Company Code....26832

BUSINESS IN THE STATE OF RHODE ISLAND DURING THE YEAR

19.RI

Line of Business	Gross Premiums, Including Policy and Membership Fees, Less Return Premiums and Premiums on Policies not Taken		3 Dividends Paid or Credited to Policyholders on Direct Business	4 Direct Unearned Premium Reserves	5 Direct Losses Paid (deducting salvage)	6 Direct Losses Incurred	7 Direct Losses Unpaid	8 Direct Defense and Cost Containment Expense Paid	9 Direct Defense and Cost Containment Expense Incurred	10 Direct Defense and Cost Containment Expense Unpaid	11 Commissions and Brokerage Expenses	12 Taxes, Licenses and Fees
	1 Direct Premiums Written	2 Direct Premiums Earned										
1. Fire.....	0	0	0	0	0	(495)	(247)	0	(31)	(14)	0	0
2.1 Allied lines.....	0	50	0	0	0	(766)	(497)	0	(41)	(39)	0	0
2.2 Multiple peril crop.....	0	0	0	0	0	0	0	0	0	0	0	0
2.3 Federal flood.....	0	0	0	0	0	0	0	0	0	0	0	0
3. Farmowners multiple peril.....	0	0	0	0	0	0	0	0	0	0	0	0
4. Homeowners multiple peril.....	0	0	0	0	0	0	0	0	0	0	0	0
5.1 Commercial multiple peril (non-liability portion).....	226,251	224,029	0	57,206	72,438	217,822	162,490	2,608	5,095	3,145	34,847	5,118
5.2 Commercial multiple peril (liability portion).....	29,944	29,076	0	11,123	30,351	(13,260)	42,289	0	(10,594)	24,737	5,717	702
6. Mortgage guaranty.....	0	0	0	0	0	0	0	0	0	0	0	0
8. Ocean marine.....	0	0	0	0	0	0	0	0	0	0	0	0
9. Inland marine.....	3,530	3,393	0	1,325	0	549	956	0	77	136	780	81
10. Financial guaranty.....	0	0	0	0	0	0	0	0	0	0	0	0
11. Medical professional liability.....	0	0	0	0	0	0	0	0	0	0	0	0
12. Earthquake.....	0	0	0	0	0	0	0	0	0	0	0	0
13. Group accident and health (b).....	0	0	0	0	0	0	0	0	0	0	0	0
14. Credit A&H (group and individual).....	0	0	0	0	0	0	0	0	0	0	0	0
15.1 Collectively renewable A&H (b).....	0	0	0	0	0	0	0	0	0	0	0	0
15.2 Non-cancelable A&H (b).....	0	0	0	0	0	0	0	0	0	0	0	0
15.3 Guaranteed renewable A&H (b).....	0	0	0	0	0	0	0	0	0	0	0	0
15.4 Non-renewable for stated reasons only (b).....	0	0	0	0	0	0	0	0	0	0	0	0
15.5 Other accident only.....	0	0	0	0	0	0	0	0	0	0	0	0
15.6 Medicare Title XVIII exempt from state taxes or fees.....	0	0	0	0	0	0	0	0	0	0	0	0
15.7 All other A&H (b).....	0	0	0	0	0	0	0	0	0	0	0	0
15.8 Federal employees health benefits program premium (b).....	0	0	0	0	0	0	0	0	0	0	0	0
16. Workers' compensation.....	558	(3,040)	0	6,368	3,516	(7,353)	13,883	42	(1,329)	2,795	631	(46)
17.1 Other liability-occurrence.....	56,620	48,449	0	24,951	0	60,954	352,703	0	(1,458)	26,437	7,420	1,292
17.2 Other liability-claims-made.....	75	75	0	34	0	(64)	100	0	53	42	19	2
17.3 Excess workers' compensation.....	0	0	0	0	0	0	0	0	0	0	0	0
18. Products liability.....	0	5,234	0	0	0	(6,250)	1,794	0	58	1,097	28	27
19.1 Private passenger auto no-fault (personal injury protection).....	0	0	0	0	0	0	0	0	0	0	0	0
19.2 Other private passenger auto liability.....	0	0	0	0	0	0	0	0	0	0	0	0
19.3 Commercial auto no-fault (personal injury protection).....	0	0	0	0	0	0	0	0	0	0	0	0
19.4 Other commercial auto liability.....	1,529	3,155	0	605	0	(3,405)	372	0	439	1,332	228	41
21.1 Private passenger auto physical damage.....	0	0	0	0	0	0	0	0	0	0	0	0
21.2 Commercial auto physical damage.....	567	526	0	213	0	(19)	48	0	(6)	73	0	13
22. Aircraft (all perils).....	0	0	0	0	0	0	0	0	0	0	0	0
23. Fidelity.....	0	0	0	0	0	662	662	0	162	162	0	0
24. Surety.....	0	0	0	0	0	25	69	0	(31)	6	0	0
26. Burglary and theft.....	0	0	0	0	0	0	0	0	0	0	0	0
27. Boiler and machinery.....	4,892	4,824	0	1,294	0	0	0	0	0	0	700	110
28. Credit.....	(1,277)	11,431	0	7,897	0	20,121	20,121	0	0	0	(223)	(26)
30. Warranty.....	0	0	0	0	0	0	0	0	0	0	0	0
34. Aggregate write-ins for other lines of business.....	0	0	0	0	0	(2,721)	529	0	0	0	0	0
35. TOTALS (a).....	322,689	327,202	0	111,017	106,305	265,798	595,272	2,650	(7,606)	59,835	50,220	7,313

DETAILS OF WRITE-INS

3401. Collateral protection.....	0	0	0	0	0	(2,721)	529	0	0	0	0	0
3402. Supplemental unemployment.....	0	0	0	0	0	0	0	0	0	0	0	0
3403.....	0	0	0	0	0	0	0	0	0	0	0	0
3498. Summary of remaining write-ins for Line 34 from overflow page.....	0	0	0	0	0	0	0	0	0	0	0	0
3499. TOTALS (Lines 3401 thru 3403 plus 3498) (Line 34 above).....	0	0	0	0	0	(2,721)	529	0	0	0	0	0

(a) Finance and service charges not included in Lines 1 to 35 \$.....0.

(b) For health business on indicated lines report: Number of persons insured under PPO managed care products.....0 and number of persons insured under indemnity only products.....0.

EXHIBIT OF PREMIUMS AND LOSSES (Statutory Page 14 Data)



NAIC Group Code....84 NAIC Company Code....26832

BUSINESS IN THE STATE OF SOUTH CAROLINA DURING THE YEAR

19.SC

Line of Business	Gross Premiums, Including Policy and Membership Fees, Less Return Premiums and Premiums on Policies not Taken		3 Dividends Paid or Credited to Policyholders on Direct Business	4 Direct Unearned Premium Reserves	5 Direct Losses Paid (deducting salvage)	6 Direct Losses Incurred	7 Direct Losses Unpaid	8 Direct Defense and Cost Containment Expense Paid	9 Direct Defense and Cost Containment Expense Incurred	10 Direct Defense and Cost Containment Expense Unpaid	11 Commissions and Brokerage Expenses	12 Taxes, Licenses and Fees
	1 Direct Premiums Written	2 Direct Premiums Earned										
1. Fire.....	2,093	2,035	0	785	0	270	273	0	16	38	314	347
2.1 Allied lines.....	2,306	2,235	0	865	0	294	299	0	17	42	346	1,025
2.2 Multiple peril crop.....	0	0	0	0	0	0	0	0	0	0	0	535
2.3 Federal flood.....	0	0	0	0	0	0	0	0	0	0	0	0
3. Farmowners multiple peril.....	61,151	57,442	0	27,774	0	7,900	15,065	0	1,539	4,910	14,738	1,812
4. Homeowners multiple peril.....	0	0	0	0	0	0	0	0	0	0	0	0
5.1 Commercial multiple peril (non-liability portion).....	472,268	478,694	0	147,734	4,503	(18,489)	71,671	0	(873)	15,256	24,626	14,144
5.2 Commercial multiple peril (liability portion).....	62,841	51,720	0	38,708	12,574	23,721	35,709	0	3,396	16,344	10,619	2,302
6. Mortgage guaranty.....	0	0	0	0	0	0	0	0	0	0	0	0
8. Ocean marine.....	0	0	0	0	0	0	0	0	0	0	0	21
9. Inland marine.....	40,391	52,503	0	12,391	0	4,872	24,872	0	(1,784)	1,485	1,779	2,079
10. Financial guaranty.....	0	0	0	0	0	0	0	0	0	0	0	0
11. Medical professional liability.....	0	0	0	0	0	0	0	0	0	0	0	0
12. Earthquake.....	0	0	0	0	0	2	58	0	0	46	0	263
13. Group accident and health (b).....	0	0	0	0	0	0	0	0	0	0	0	0
14. Credit A&H (group and individual).....	0	0	0	0	0	0	0	0	0	0	0	0
15.1 Collectively renewable A&H (b).....	0	0	0	0	0	0	0	0	0	0	0	0
15.2 Non-cancelable A&H (b).....	0	0	0	0	0	0	0	0	0	0	0	0
15.3 Guaranteed renewable A&H (b).....	0	0	0	0	0	0	0	0	0	0	0	0
15.4 Non-renewable for stated reasons only (b).....	0	0	0	0	0	0	0	0	0	0	0	0
15.5 Other accident only.....	0	0	0	0	0	0	0	0	0	0	0	0
15.6 Medicare Title XVIII exempt from state taxes or fees.....	0	0	0	0	0	0	0	0	0	0	0	0
15.7 All other A&H (b).....	0	0	0	0	0	0	0	0	0	0	0	0
15.8 Federal employees health benefits program premium (b).....	0	0	0	0	0	0	0	0	0	0	0	0
16. Workers' compensation.....	6,657,498	6,253,660	0	2,909,381	1,897,661	4,037,242	6,240,590	129,431	188,537	315,349	1,536,063	198,585
17.1 Other liability-occurrence.....	156,159	135,151	0	63,764	374,270	46,617	537,631	81,033	33,602	125,548	14,131	5,306
17.2 Other liability-claims-made.....	2,821	2,866	0	1,534	0	(2,553)	4,601	0	622	437	665	650
17.3 Excess workers' compensation.....	0	0	0	0	0	0	0	0	0	0	0	0
18. Products liability.....	0	0	0	0	0	(206)	332	0	(180)	400	0	153
19.1 Private passenger auto no-fault (personal injury protection).....	0	0	0	0	0	0	0	0	0	0	0	0
19.2 Other private passenger auto liability.....	0	0	0	0	0	0	0	0	(0)	36	0	0
19.3 Commercial auto no-fault (personal injury protection).....	0	0	0	0	0	(0)	75	0	0	5	0	0
19.4 Other commercial auto liability.....	272,573	264,487	0	92,199	110,800	92,127	524,136	3,194	6,730	19,387	12,876	8,716
21.1 Private passenger auto physical damage.....	0	0	0	0	0	0	0	0	0	1	0	0
21.2 Commercial auto physical damage.....	45,018	41,973	0	17,303	14,694	14,845	2,455	0	(24)	237	2,275	2,543
22. Aircraft (all perils).....	0	0	0	0	0	0	0	0	0	0	0	0
23. Fidelity.....	594	594	0	322	0	0	789	0	0	213	26	479
24. Surety.....	0	0	0	0	0	8	30	0	(12)	4	0	382
26. Burglary and theft.....	0	0	0	0	0	0	32	0	0	10	0	354
27. Boiler and machinery.....	11,979	11,154	0	4,528	(4,503)	(4,503)	0	0	0	0	2,240	792
28. Credit.....	(18,980)	126,473	0	115,755	26,425	263,405	240,169	0	0	0	(3,322)	314
30. Warranty.....	0	0	0	0	0	0	0	0	0	0	0	429
34. Aggregate write-ins for other lines of business.....	(2,278)	21,719	0	0	7,602	23,676	24,945	0	0	0	(219)	668
35. TOTALS (a).....	7,766,434	7,502,704	0	3,433,041	2,444,027	4,489,230	7,723,732	213,657	231,586	499,749	1,617,155	241,898

DETAILS OF WRITE-INS

3401. Collateral protection.....	(2,278)	21,719	0	0	7,602	23,676	24,945	0	0	0	(219)	668
3402. Supplemental unemployment.....	0	0	0	0	0	0	0	0	0	0	0	0
3403.....	0	0	0	0	0	0	0	0	0	0	0	0
3498. Summary of remaining write-ins for Line 34 from overflow page.....	0	0	0	0	0	0	0	0	0	0	0	0
3499. TOTALS (Lines 3401 thru 3403 plus 3498) (Line 34 above).....	(2,278)	21,719	0	0	7,602	23,676	24,945	0	0	0	(219)	668

(a) Finance and service charges not included in Lines 1 to 35 \$.....0.

(b) For health business on indicated lines report: Number of persons insured under PPO managed care products.....0 and number of persons insured under indemnity only products.....0.

EXHIBIT OF PREMIUMS AND LOSSES (Statutory Page 14 Data)



NAIC Group Code....84 NAIC Company Code...26832

BUSINESS IN THE STATE OF SOUTH DAKOTA DURING THE YEAR

19.SD

Line of Business	Gross Premiums, Including Policy and Membership Fees, Less Return Premiums and Premiums on Policies not Taken		3 Dividends Paid or Credited to Policyholders on Direct Business	4 Direct Unearned Premium Reserves	5 Direct Losses Paid (deducting salvage)	6 Direct Losses Incurred	7 Direct Losses Unpaid	8 Direct Defense and Cost Containment Expense Paid	9 Direct Defense and Cost Containment Expense Incurred	10 Direct Defense and Cost Containment Expense Unpaid	11 Commissions and Brokerage Expenses	12 Taxes, Licenses and Fees
	1 Direct Premiums Written	2 Direct Premiums Earned										
1. Fire.....	0	0	0	0	0	0	0	0	0	0	0	41
2.1 Allied lines.....	0	0	0	0	0	0	0	0	0	0	0	4,451
2.2 Multiple peril crop.....	0	0	0	0	0	0	0	0	0	0	0	4,353
2.3 Federal flood.....	0	0	0	0	0	0	0	0	0	0	0	0
3. Farmowners multiple peril.....	137,969	132,501	0	54,214	85,499	126,870	41,117	2,924	1,843	(21)	36,989	4,444
4. Homeowners multiple peril.....	0	0	0	0	0	0	0	0	0	0	0	0
5.1 Commercial multiple peril (non-liability portion).....	1,914	1,858	0	718	0	147	333	0	18	44	431	147
5.2 Commercial multiple peril (liability portion).....	0	0	0	0	0	177	40,282	0	20	35	0	111
6. Mortgage guaranty.....	0	0	0	0	0	0	0	0	0	0	0	0
8. Ocean marine.....	0	0	0	0	0	0	0	0	0	0	0	1
9. Inland marine.....	12	13	0	7	0	0	0	0	0	0	3	141
10. Financial guaranty.....	0	0	0	0	0	0	0	0	0	0	0	0
11. Medical professional liability.....	0	0	0	0	0	0	0	0	0	0	0	0
12. Earthquake.....	0	0	0	0	0	0	0	0	0	0	0	21
13. Group accident and health (b).....	0	0	0	0	0	0	0	0	0	0	0	0
14. Credit A&H (group and individual).....	0	0	0	0	0	0	0	0	0	0	0	0
15.1 Collectively renewable A&H (b).....	0	0	0	0	0	0	0	0	0	0	0	0
15.2 Non-cancelable A&H (b).....	0	0	0	0	0	0	0	0	0	0	0	0
15.3 Guaranteed renewable A&H (b).....	0	0	0	0	0	0	0	0	0	0	0	0
15.4 Non-renewable for stated reasons only (b).....	0	0	0	0	0	0	0	0	0	0	0	0
15.5 Other accident only.....	0	0	0	0	0	0	0	0	0	0	0	0
15.6 Medicare Title XVIII exempt from state taxes or fees.....	0	0	0	0	0	0	0	0	0	0	0	0
15.7 All other A&H (b).....	0	0	0	0	0	0	0	0	0	0	0	0
15.8 Federal employees health benefits program premium (b).....	0	0	0	0	0	0	0	0	0	0	0	0
16. Workers' compensation.....	4,347	4,223	0	885	0	(1,313)	2,052	0	(127)	160	1,073	278
17.1 Other liability-occurrence.....	7,971	7,191	0	3,318	0	1,240	10,582	0	(143)	1,052	1,819	481
17.2 Other liability-claims-made.....	2,064	2,064	0	1,290	0	638	1,717	0	73	135	399	164
17.3 Excess workers' compensation.....	0	0	0	0	0	0	0	0	0	0	0	0
18. Products liability.....	14	14	0	5	0	(6)	7	0	(7)	11	2	69
19.1 Private passenger auto no-fault (personal injury protection).....	0	0	0	0	0	0	0	0	0	0	0	0
19.2 Other private passenger auto liability.....	0	0	0	0	0	0	0	0	0	0	0	0
19.3 Commercial auto no-fault (personal injury protection).....	0	0	0	0	0	0	0	0	0	0	0	0
19.4 Other commercial auto liability.....	5,572	5,475	0	2,346	3,593	3,691	1,470	0	24	287	975	366
21.1 Private passenger auto physical damage.....	0	0	0	0	0	0	0	0	0	0	0	0
21.2 Commercial auto physical damage.....	4,112	4,317	0	1,775	0	159	313	0	10	39	730	442
22. Aircraft (all perils).....	0	0	0	0	0	0	0	0	0	0	0	0
23. Fidelity.....	89	89	0	33	0	(20)	0	0	0	0	16	189
24. Surety.....	0	0	0	0	0	28	96	0	(12)	11	0	155
26. Burglary and theft.....	172	172	0	64	0	0	0	0	672	672	32	45
27. Boiler and machinery.....	2,088	2,008	0	806	0	0	0	0	0	0	437	151
28. Credit.....	(9,963)	21,880	0	23,916	6,039	51,710	45,610	0	0	0	(260)	(139)
30. Warranty.....	0	0	0	0	0	0	0	0	0	0	0	94
34. Aggregate write-ins for other lines of business.....	0	6,934	0	0	0	3,680	8,501	0	0	0	0	176
35. TOTALS (a).....	156,361	188,738	0	89,378	95,131	187,001	152,080	2,924	2,370	2,425	42,646	16,180

DETAILS OF WRITE-INS

3401. Collateral protection.....	0	6,934	0	0	0	3,680	8,501	0	0	0	0	176
3402. Supplemental unemployment.....	0	0	0	0	0	0	0	0	0	0	0	0
3403.....	0	0	0	0	0	0	0	0	0	0	0	0
3498. Summary of remaining write-ins for Line 34 from overflow page.....	0	0	0	0	0	0	0	0	0	0	0	0
3499. TOTALS (Lines 3401 thru 3403 plus 3498) (Line 34 above).....	0	6,934	0	0	0	3,680	8,501	0	0	0	0	176

(a) Finance and service charges not included in Lines 1 to 35 \$.....0.

(b) For health business on indicated lines report: Number of persons insured under PPO managed care products.....0 and number of persons insured under indemnity only products.....0.

EXHIBIT OF PREMIUMS AND LOSSES (Statutory Page 14 Data)



NAIC Group Code....84 NAIC Company Code....26832

BUSINESS IN THE STATE OF TENNESSEE DURING THE YEAR

19.TN

Line of Business	Gross Premiums, Including Policy and Membership Fees, Less Return Premiums and Premiums on Policies not Taken		3 Dividends Paid or Credited to Policyholders on Direct Business	4 Direct Unearned Premium Reserves	5 Direct Losses Paid (deducting salvage)	6 Direct Losses Incurred	7 Direct Losses Unpaid	8 Direct Defense and Cost Containment Expense Paid	9 Direct Defense and Cost Containment Expense Incurred	10 Direct Defense and Cost Containment Expense Unpaid	11 Commissions and Brokerage Expenses	12 Taxes, Licenses and Fees
	1 Direct Premiums Written	2 Direct Premiums Earned										
1. Fire.....	0	0	0	0	24,655	24,685	0	956	956	0	0	28
2.1 Allied lines.....	0	0	0	0	36,129	(8,869)	(0)	0	0	0	0	94
2.2 Multiple peril crop.....	0	0	0	0	0	0	0	0	0	0	0	56
2.3 Federal flood.....	0	0	0	0	0	0	0	0	0	0	0	0
3. Farmowners multiple peril.....	75,204	88,904	0	42,132	61,363	20,123	28,357	0	709	6,133	12,983	2,331
4. Homeowners multiple peril.....	0	0	0	0	0	0	0	0	0	0	0	0
5.1 Commercial multiple peril (non-liability portion).....	302,487	253,179	0	120,863	126,714	115,028	57,099	12,606	14,142	9,475	26,355	11,770
5.2 Commercial multiple peril (liability portion).....	69,962	51,145	0	22,266	42,047	104,299	94,263	1,044	7,487	23,214	11,234	2,808
6. Mortgage guaranty.....	0	0	0	0	0	0	0	0	0	0	0	0
8. Ocean marine.....	0	0	0	0	0	0	9	0	0	0	0	0
9. Inland marine.....	33,491	31,543	0	17,177	3,227	5,523	18,102	0	116	2,012	2,195	1,202
10. Financial guaranty.....	0	0	0	0	0	0	0	0	0	0	0	0
11. Medical professional liability.....	0	0	0	0	0	0	0	0	0	0	0	0
12. Earthquake.....	1,374	2,053	0	700	0	(3)	425	0	16	76	233	69
13. Group accident and health (b).....	0	0	0	0	0	0	0	0	0	0	0	0
14. Credit A&H (group and individual).....	0	0	0	0	0	0	0	0	0	0	0	0
15.1 Collectively renewable A&H (b).....	0	0	0	0	0	0	0	0	0	0	0	0
15.2 Non-cancelable A&H (b).....	0	0	0	0	0	0	0	0	0	0	0	0
15.3 Guaranteed renewable A&H (b).....	0	0	0	0	0	0	0	0	0	0	0	0
15.4 Non-renewable for stated reasons only (b).....	0	0	0	0	0	0	0	0	0	0	0	0
15.5 Other accident only.....	0	0	0	0	0	0	0	0	0	0	0	0
15.6 Medicare Title XVIII exempt from state taxes or fees.....	0	0	0	0	0	0	0	0	0	0	0	0
15.7 All other A&H (b).....	0	0	0	0	0	0	0	0	0	0	0	0
15.8 Federal employees health benefits program premium (b).....	0	0	0	0	0	0	0	0	0	0	0	0
16. Workers' compensation.....	3,550,517	3,049,183	0	1,543,624	1,352,956	2,850,552	9,006,971	123,332	68,071	328,509	715,907	127,924
17.1 Other liability-occurrence.....	827,883	366,659	0	524,082	3,739	41,742	1,651,481	1,290	(11,260)	124,992	81,737	34,778
17.2 Other liability-claims-made.....	0	0	0	0	0	(2,432)	4,102	0	(33)	363	0	10
17.3 Excess workers' compensation.....	0	0	0	0	0	0	0	0	0	0	0	0
18. Products liability.....	489	256	0	233	0	(103)	2,790	0	6	1,581	83	35
19.1 Private passenger auto no-fault (personal injury protection).....	0	0	0	0	0	0	0	0	0	0	0	0
19.2 Other private passenger auto liability.....	0	0	0	0	0	0	141	0	0	28	0	0
19.3 Commercial auto no-fault (personal injury protection).....	0	0	0	0	0	0	0	0	0	0	0	0
19.4 Other commercial auto liability.....	156,886	102,114	0	80,284	28,868	57,075	61,922	23	1,501	5,661	7,298	6,541
21.1 Private passenger auto physical damage.....	0	0	0	0	0	0	0	0	0	0	0	0
21.2 Commercial auto physical damage.....	45,356	34,471	0	17,180	18,977	20,056	1,537	20	168	198	3,302	2,038
22. Aircraft (all perils).....	0	0	0	0	0	0	0	0	0	0	0	0
23. Fidelity.....	5,021	4,231	0	933	0	1,122	1,860	0	39	156	598	267
24. Surety.....	0	0	0	0	0	6	53	0	(37)	8	0	82
26. Burglary and theft.....	578	1,280	0	24	0	323	478	0	(2,611)	21	62	39
27. Boiler and machinery.....	24,677	22,728	0	8,035	0	0	0	0	0	0	2,894	970
28. Credit.....	32,735	188,245	0	183,046	7,261	294,539	292,531	0	0	0	17	1,088
30. Warranty.....	0	0	0	0	0	0	0	0	0	0	0	19
34. Aggregate write-ins for other lines of business.....	159	159	0	0	13,731	20,280	7,512	0	0	0	28	58
35. TOTALS (a).....	5,126,819	4,196,151	0	2,560,577	1,719,666	3,543,945	11,229,631	139,272	79,271	502,427	864,927	192,208

DETAILS OF WRITE-INS

3401. Collateral protection.....	159	159	0	0	13,731	20,280	7,512	0	0	0	28	58
3402. Supplemental unemployment.....	0	0	0	0	0	0	0	0	0	0	0	0
3403.....	0	0	0	0	0	0	0	0	0	0	0	0
3498. Summary of remaining write-ins for Line 34 from overflow page.....	0	0	0	0	0	0	0	0	0	0	0	0
3499. TOTALS (Lines 3401 thru 3403 plus 3498) (Line 34 above).....	159	159	0	0	13,731	20,280	7,512	0	0	0	28	58

(a) Finance and service charges not included in Lines 1 to 35 \$.....0.

(b) For health business on indicated lines report: Number of persons insured under PPO managed care products.....0 and number of persons insured under indemnity only products.....0.

EXHIBIT OF PREMIUMS AND LOSSES (Statutory Page 14 Data)



NAIC Group Code....84 NAIC Company Code....26832

BUSINESS IN THE STATE OF TEXAS DURING THE YEAR

19.TX

Line of Business	Gross Premiums, Including Policy and Membership Fees, Less Return Premiums and Premiums on Policies not Taken		3 Dividends Paid or Credited to Policyholders on Direct Business	4 Direct Unearned Premium Reserves	5 Direct Losses Paid (deducting salvage)	6 Direct Losses Incurred	7 Direct Losses Unpaid	8 Direct Defense and Cost Containment Expense Paid	9 Direct Defense and Cost Containment Expense Incurred	10 Direct Defense and Cost Containment Expense Unpaid	11 Commissions and Brokerage Expenses	12 Taxes, Licenses and Fees
	1 Direct Premiums Written	2 Direct Premiums Earned										
1. Fire.....	8,912	8,412	.0	3,573	.0	(523)	.80	.0	(8)	.80	1,337	296
2.1 Allied lines.....	22,871	21,842	.0	10,010	10,716	9,272	.335	.0	(25)	.221	3,430	838
2.2 Multiple peril crop.....	.0	.0	.0	.0	.0	.0	.0	.0	.0	.0	.0	.19
2.3 Federal flood.....	.0	.0	.0	.0	.0	.0	.0	.0	.0	.0	.0	.0
3. Farmowners multiple peril.....	31,308	89,585	.0	12,477	23,778	39,339	29,568	8,872	9,429	9,061	5,692	1,964
4. Homeowners multiple peril.....	.0	.0	.0	.0	.0	.0	.0	.0	.0	.0	.0	.0
5.1 Commercial multiple peril (non-liability portion).....	636,617	636,653	.0	185,855	360,057	462,714	252,640	32,324	38,128	13,506	51,203	22,360
5.2 Commercial multiple peril (liability portion).....	298,337	311,139	.0	99,558	787,749	(48,568)	598,207	610,111	484,442	582,429	37,144	10,835
6. Mortgage guaranty.....	.0	.0	.0	.0	.0	.0	.0	.0	.0	.0	.0	.0
8. Ocean marine.....	.0	.0	.0	.0	.0	.0	.0	.0	.0	.0	.0	.1
9. Inland marine.....	97,848	106,296	.0	31,335	195,556	208,056	22,172	.0	(1,438)	1,323	4,810	3,562
10. Financial guaranty.....	.0	.0	.0	.0	.0	.0	.0	.0	.0	.0	.0	.0
11. Medical professional liability.....	.0	.0	.0	.0	.0	.0	.0	.0	.0	.0	.0	.0
12. Earthquake.....	.0	.0	.0	.0	.0	(2)	(2)	.0	.0	.0	.0	.11
13. Group accident and health (b).....	.0	.0	.0	.0	.0	.0	.0	.0	.0	.0	.0	.0
14. Credit A&H (group and individual).....	.0	.0	.0	.0	.0	.0	.0	.0	.0	.0	.0	.0
15.1 Collectively renewable A&H (b).....	.0	.0	.0	.0	.0	.0	.0	.0	.0	.0	.0	.0
15.2 Non-cancelable A&H (b).....	.0	.0	.0	.0	.0	.0	.0	.0	.0	.0	.0	.0
15.3 Guaranteed renewable A&H (b).....	.0	.0	.0	.0	.0	.0	.0	.0	.0	.0	.0	.0
15.4 Non-renewable for stated reasons only (b).....	.0	.0	.0	.0	.0	.0	.0	.0	.0	.0	.0	.0
15.5 Other accident only.....	.0	.0	.0	.0	.0	.0	.0	.0	.0	.0	.0	.0
15.6 Medicare Title XVIII exempt from state taxes or fees.....	.0	.0	.0	.0	.0	.0	.0	.0	.0	.0	.0	.0
15.7 All other A&H (b).....	.0	.0	.0	.0	.0	.0	.0	.0	.0	.0	.0	.0
15.8 Federal employees health benefits program premium (b).....	.0	.0	.0	.0	.0	.0	.0	.0	.0	.0	.0	.0
16. Workers' compensation.....	3,687,827	2,526,815	.0	1,955,404	250,505	335,267	6,281,293	16,724	(56,318)	255,297	784,881	113,608
17.1 Other liability-occurrence.....	455,140	429,886	.0	182,835	.0	(55,274)	1,629,565	455	7,999	174,466	67,461	15,361
17.2 Other liability-claims-made.....	1,094,762	1,161,797	.0	257,571	210,951	(184,922)	1,809,357	6,550	43,757	79,470	274,026	37,028
17.3 Excess workers' compensation.....	.0	.0	.0	.0	.0	.0	.0	.0	.0	.0	.0	.0
18. Products liability.....	.0	.0	.0	.0	.0	(205)	2,648	.0	(150)	3,014	.0	.17
19.1 Private passenger auto no-fault (personal injury protection).....	.0	.0	.0	.0	.0	.0	.0	.0	.0	.0	.0	.0
19.2 Other private passenger auto liability.....	.0	.0	.0	.0	.0	.0	.0	.0	.0	.0	.0	.0
19.3 Commercial auto no-fault (personal injury protection).....	3,008	3,037	.0	1,122	.0	45	1,183	.0	(4)	229	178	147
19.4 Other commercial auto liability.....	400,752	387,738	.0	148,883	115,532	151,176	169,842	17,508	21,178	27,369	25,226	13,413
21.1 Private passenger auto physical damage.....	.0	.0	.0	.0	.0	.0	.0	.0	.0	.0	.0	.0
21.2 Commercial auto physical damage.....	144,746	140,221	.0	50,817	178,087	179,462	8,910	4,637	4,688	953	7,832	4,939
22. Aircraft (all perils).....	.0	.0	.0	.0	.0	.0	.0	.0	.0	.0	.0	.0
23. Fidelity.....	2,181	2,332	.0	666	.0	(3,498)	(845)	.0	(249)	27	243	128
24. Surety.....	1,000	1,000	.0	958	.0	(2,304)	7,038	.0	(977)	1,383	178	47
26. Burglary and theft.....	473	472	.0	296	.0	477	578	.0	(0)	16	115	52
27. Boiler and machinery.....	32,014	30,063	.0	11,510	.0	.0	.0	.0	.0	.0	5,927	1,151
28. Credit.....	2,777,388	56,987	.0	2,816,748	75,703	194,228	118,525	.0	.0	.0	486,043	71,862
30. Warranty.....	.0	.0	.0	.0	.0	.0	.0	.0	.0	.0	.0	.21
34. Aggregate write-ins for other lines of business.....	.0	.0	.0	.0	13,983	15,751	1,770	.0	.0	.0	.0	.49
35. TOTALS (a).....	9,695,184	5,914,274	.0	5,769,616	2,222,619	1,300,492	10,932,861	697,180	550,452	1,148,846	1,755,728	297,709

DETAILS OF WRITE-INS

3401. Collateral protection.....	.0	.0	.0	.0	13,983	15,751	1,770	.0	.0	.0	.0	.49
3402. Supplemental unemployment.....	.0	.0	.0	.0	.0	.0	.0	.0	.0	.0	.0	.0
3403.....	.0	.0	.0	.0	.0	.0	.0	.0	.0	.0	.0	.0
3498. Summary of remaining write-ins for Line 34 from overflow page.....	.0	.0	.0	.0	.0	.0	.0	.0	.0	.0	.0	.0
3499. TOTALS (Lines 3401 thru 3403 plus 3498) (Line 34 above).....	.0	.0	.0	.0	13,983	15,751	1,770	.0	.0	.0	.0	.49

(a) Finance and service charges not included in Lines 1 to 35 \$.....0.

(b) For health business on indicated lines report: Number of persons insured under PPO managed care products.....0 and number of persons insured under indemnity only products.....0.

EXHIBIT OF PREMIUMS AND LOSSES (Statutory Page 14 Data)



NAIC Group Code....84 NAIC Company Code....26832

BUSINESS IN THE STATE OF UTAH DURING THE YEAR

19.U.T

Line of Business	Gross Premiums, Including Policy and Membership Fees, Less Return Premiums and Premiums on Policies not Taken		3 Dividends Paid or Credited to Policyholders on Direct Business	4 Direct Unearned Premium Reserves	5 Direct Losses Paid (deducting salvage)	6 Direct Losses Incurred	7 Direct Losses Unpaid	8 Direct Defense and Cost Containment Expense Paid	9 Direct Defense and Cost Containment Expense Incurred	10 Direct Defense and Cost Containment Expense Unpaid	11 Commissions and Brokerage Expenses	12 Taxes, Licenses and Fees
	1 Direct Premiums Written	2 Direct Premiums Earned										
1. Fire.....	47	251	0	22	0	(15)	34	0	(2)	4	10	1
2.1 Allied lines.....	471	640	0	216	0	24	70	0	0	12	83	15
2.2 Multiple peril crop.....	0	0	0	0	0	0	0	0	0	0	0	0
2.3 Federal flood.....	0	0	0	0	0	0	0	0	0	0	0	0
3. Farmowners multiple peril.....	32,837	30,548	0	14,315	30,169	32,121	6,144	0	127	1,983	7,486	1,015
4. Homeowners multiple peril.....	0	0	0	0	0	0	0	0	0	0	0	0
5.1 Commercial multiple peril (non-liability portion).....	58,797	54,690	0	27,991	0	(14,030)	(10,402)	0	(165)	359	10,863	1,803
5.2 Commercial multiple peril (liability portion).....	12,337	12,035	0	5,630	0	(4,994)	18,129	0	(6,907)	19,077	2,284	376
6. Mortgage guaranty.....	0	0	0	0	0	0	0	0	0	0	0	0
8. Ocean marine.....	0	0	0	0	0	0	0	0	0	0	0	0
9. Inland marine.....	1,788	1,865	0	493	0	117	408	0	(109)	49	436	55
10. Financial guaranty.....	0	0	0	0	0	0	0	0	0	0	0	0
11. Medical professional liability.....	0	0	0	0	0	0	0	0	0	0	0	0
12. Earthquake.....	357	344	0	206	0	15	69	0	4	12	71	11
13. Group accident and health (b).....	0	0	0	0	0	0	0	0	0	0	0	0
14. Credit A&H (group and individual).....	0	0	0	0	0	0	0	0	0	0	0	0
15.1 Collectively renewable A&H (b).....	0	0	0	0	0	0	0	0	0	0	0	0
15.2 Non-cancelable A&H (b).....	0	0	0	0	0	0	0	0	0	0	0	0
15.3 Guaranteed renewable A&H (b).....	0	0	0	0	0	0	0	0	0	0	0	0
15.4 Non-renewable for stated reasons only (b).....	0	0	0	0	0	0	0	0	0	0	0	0
15.5 Other accident only.....	0	0	0	0	0	0	0	0	0	0	0	0
15.6 Medicare Title XVIII exempt from state taxes or fees.....	0	0	0	0	0	0	0	0	0	0	0	0
15.7 All other A&H (b).....	0	0	0	0	0	0	0	0	0	0	0	0
15.8 Federal employees health benefits program premium (b).....	0	0	0	0	0	0	0	0	0	0	0	0
16. Workers' compensation.....	16,591	18,884	0	9,237	75,936	(133,143)	1,681,559	16,549	(16,454)	88,752	559	1,130
17.1 Other liability-occurrence.....	171,040	147,791	0	101,440	825,700	517,069	792,444	63,557	68,247	56,279	26,760	5,338
17.2 Other liability-claims-made.....	0	0	0	0	0	(2,954)	3,049	0	141	270	0	0
17.3 Excess workers' compensation.....	0	0	0	0	0	0	0	0	0	0	0	0
18. Products liability.....	0	0	0	0	0	(278)	117	0	(116)	20	0	(0)
19.1 Private passenger auto no-fault (personal injury protection).....	0	0	0	0	0	0	1	0	0	0	0	0
19.2 Other private passenger auto liability.....	0	0	0	0	0	1	3	0	0	0	0	0
19.3 Commercial auto no-fault (personal injury protection).....	466	493	0	51	0	74	4,231	0	(2)	892	49	14
19.4 Other commercial auto liability.....	25,588	30,433	0	3,784	8,331	17,344	101,077	0	(483)	19,660	2,828	770
21.1 Private passenger auto physical damage.....	0	0	0	0	0	0	0	0	0	0	0	0
21.2 Commercial auto physical damage.....	3,527	4,679	0	627	2,696	2,881	782	0	(3)	95	419	107
22. Aircraft (all perils).....	0	0	0	0	0	0	0	0	0	0	0	0
23. Fidelity.....	0	0	0	0	0	(50)	0	0	0	0	0	0
24. Surety.....	1,507	4,246	0	0	0	(16,029)	4,917	0	(2,076)	2,083	(1,236)	(89)
26. Burglary and theft.....	0	0	0	0	0	0	0	0	0	0	0	0
27. Boiler and machinery.....	247	109	0	184	0	0	0	0	0	0	47	8
28. Credit.....	(20,548)	184,682	0	132,369	18,350	341,861	323,511	0	0	0	(325)	(648)
30. Warranty.....	0	0	0	0	0	0	0	0	0	0	0	0
34. Aggregate write-ins for other lines of business.....	(1,724)	(1,724)	0	0	947	(3,791)	5,112	0	0	0	(181)	(55)
35. TOTALS (a).....	303,328	489,966	0	296,564	962,129	736,223	2,931,255	80,107	42,202	189,547	50,151	9,852

DETAILS OF WRITE-INS

3401. Collateral protection.....	(1,724)	(1,724)	0	0	947	(3,791)	5,112	0	0	0	(181)	(55)
3402. Supplemental unemployment.....	0	0	0	0	0	0	0	0	0	0	0	0
3403.....	0	0	0	0	0	0	0	0	0	0	0	0
3498. Summary of remaining write-ins for Line 34 from overflow page.....	0	0	0	0	0	0	0	0	0	0	0	0
3499. TOTALS (Lines 3401 thru 3403 plus 3498) (Line 34 above).....	(1,724)	(1,724)	0	0	947	(3,791)	5,112	0	0	0	(181)	(55)

(a) Finance and service charges not included in Lines 1 to 35 \$.....0.

(b) For health business on indicated lines report: Number of persons insured under PPO managed care products.....0 and number of persons insured under indemnity only products.....0.

EXHIBIT OF PREMIUMS AND LOSSES (Statutory Page 14 Data)



NAIC Group Code....84 NAIC Company Code....26832

BUSINESS IN THE STATE OF VIRGINIA DURING THE YEAR

19.VA

Line of Business	Gross Premiums, Including Policy and Membership Fees, Less Return Premiums and Premiums on Policies not Taken		3 Dividends Paid or Credited to Policyholders on Direct Business	4 Direct Unearned Premium Reserves	5 Direct Losses Paid (deducting salvage)	6 Direct Losses Incurred	7 Direct Losses Unpaid	8 Direct Defense and Cost Containment Expense Paid	9 Direct Defense and Cost Containment Expense Incurred	10 Direct Defense and Cost Containment Expense Unpaid	11 Commissions and Brokerage Expenses	12 Taxes, Licenses and Fees
	1 Direct Premiums Written	2 Direct Premiums Earned										
1. Fire.....	4,052	18,216	0	2,365	0	(1,475)	1,311	0	24	305	893	518
2.1 Allied lines.....	2,564	8,400	0	1,351	0	(660)	699	0	12	134	536	492
2.2 Multiple peril crop.....	0	0	0	0	0	0	0	0	0	0	0	35
2.3 Federal flood.....	0	0	0	0	0	0	0	0	0	0	0	0
3. Farmowners multiple peril.....	208,165	189,043	0	96,791	6,762	33,757	39,780	0	2,091	16,279	51,623	7,123
4. Homeowners multiple peril.....	0	0	0	0	0	0	0	0	0	0	0	0
5.1 Commercial multiple peril (non-liability portion).....	653,392	180,789	0	572,105	68,223	58,548	239,281	12,553	14,763	7,912	117,894	20,005
5.2 Commercial multiple peril (liability portion).....	379,911	94,659	0	342,732	58,699	(27,436)	169,462	23,066	(19,306)	69,908	67,686	11,439
6. Mortgage guaranty.....	0	0	0	0	0	0	0	0	0	0	0	0
8. Ocean marine.....	0	0	0	0	0	0	0	0	0	0	0	1
9. Inland marine.....	1,259	37,032	0	2,569	0	(30,181)	22,930	0	(294)	3,174	883	1,274
10. Financial guaranty.....	0	0	0	0	0	0	0	0	0	0	0	0
11. Medical professional liability.....	0	0	0	0	0	0	0	0	0	0	0	0
12. Earthquake.....	2,553	4,410	0	1,596	0	1,518	1,917	0	70	121	729	269
13. Group accident and health (b).....	0	0	0	0	0	0	0	0	0	0	0	0
14. Credit A&H (group and individual).....	0	0	0	0	0	0	0	0	0	0	0	0
15.1 Collectively renewable A&H (b).....	0	0	0	0	0	0	0	0	0	0	0	0
15.2 Non-cancelable A&H (b).....	0	0	0	0	0	0	0	0	0	0	0	0
15.3 Guaranteed renewable A&H (b).....	0	0	0	0	0	0	0	0	0	0	0	0
15.4 Non-renewable for stated reasons only (b).....	0	0	0	0	0	0	0	0	0	0	0	0
15.5 Other accident only.....	0	0	0	0	0	0	0	0	0	0	0	0
15.6 Medicare Title XVIII exempt from state taxes or fees.....	0	0	0	0	0	0	0	0	0	0	0	0
15.7 All other A&H (b).....	0	0	0	0	0	0	0	0	0	0	0	0
15.8 Federal employees health benefits program premium (b).....	0	0	0	0	0	0	0	0	0	0	0	0
16. Workers' compensation.....	2,077,358	1,983,382	0	797,424	681,193	886,605	2,650,587	67,587	77,390	114,473	460,353	46,418
17.1 Other liability-occurrence.....	265,135	322,622	0	121,066	0	59,223	1,359,137	(920)	6,445	118,124	40,945	10,751
17.2 Other liability-claims-made.....	128,685	109,228	0	81,993	0	(65,771)	166,555	0	94,201	45,513	31,939	4,593
17.3 Excess workers' compensation.....	0	0	0	0	0	0	0	0	0	0	0	0
18. Products liability.....	0	0	0	0	0	(1,903)	1,077	0	(175)	275	0	87
19.1 Private passenger auto no-fault (personal injury protection).....	0	0	0	0	0	0	0	0	0	0	0	0
19.2 Other private passenger auto liability.....	0	0	0	0	0	10	22,084	0	1	5,005	0	0
19.3 Commercial auto no-fault (personal injury protection).....	0	0	0	0	0	0	0	0	0	0	0	0
19.4 Other commercial auto liability.....	117,557	112,925	0	65,382	14,995	18,046	91,620	0	(912)	11,412	18,614	4,509
21.1 Private passenger auto physical damage.....	0	0	0	0	0	0	0	0	0	0	0	0
21.2 Commercial auto physical damage.....	33,659	31,289	0	16,274	2,593	3,059	2,290	0	(53)	227	4,037	1,845
22. Aircraft (all perils).....	0	0	0	0	0	0	0	0	0	0	0	0
23. Fidelity.....	2,643	5,060	0	316	0	(3,831)	2,439	0	(118)	481	438	434
24. Surety.....	0	0	0	0	0	67	782	0	(150)	139	0	107
26. Burglary and theft.....	230	256	0	28	0	(767)	227	0	0	48	35	191
27. Boiler and machinery.....	15,940	13,706	0	6,719	0	0	0	0	0	0	3,047	787
28. Credit.....	(30,281)	163,401	0	136,649	8,956	302,017	299,581	0	0	0	(186)	(658)
30. Warranty.....	0	0	0	0	0	0	0	0	0	0	0	78
34. Aggregate write-ins for other lines of business.....	152	5,600	0	0	9,093	21,741	13,468	0	0	0	(22)	192
35. TOTALS (a).....	3,862,974	3,280,018	0	2,245,358	850,514	1,252,566	5,085,227	102,287	173,989	393,529	799,444	110,493

DETAILS OF WRITE-INS

3401. Collateral protection.....	(63)	5,385	0	0	9,093	21,741	13,468	0	0	0	(22)	192
3402. Supplemental unemployment.....	0	0	0	0	0	0	0	0	0	0	0	0
3403. Uninsured motorist.....	215	215	0	0	0	0	0	0	0	0	0	0
3498. Summary of remaining write-ins for Line 34 from overflow page.....	0	0	0	0	0	0	0	0	0	0	0	0
3499. TOTALS (Lines 3401 thru 3403 plus 3498) (Line 34 above).....	152	5,600	0	0	9,093	21,741	13,468	0	0	0	(22)	192

(a) Finance and service charges not included in Lines 1 to 35 \$.....0.

(b) For health business on indicated lines report: Number of persons insured under PPO managed care products.....0 and number of persons insured under indemnity only products.....0.

EXHIBIT OF PREMIUMS AND LOSSES (Statutory Page 14 Data)



NAIC Group Code....84 NAIC Company Code....26832

BUSINESS IN THE STATE OF VERMONT DURING THE YEAR

19.VT

Line of Business	Gross Premiums, Including Policy and Membership Fees, Less Return Premiums and Premiums on Policies not Taken		3 Dividends Paid or Credited to Policyholders on Direct Business	4 Direct Unearned Premium Reserves	5 Direct Losses Paid (deducting salvage)	6 Direct Losses Incurred	7 Direct Losses Unpaid	8 Direct Defense and Cost Containment Expense Paid	9 Direct Defense and Cost Containment Expense Incurred	10 Direct Defense and Cost Containment Expense Unpaid	11 Commissions and Brokerage Expenses	12 Taxes, Licenses and Fees
	1 Direct Premiums Written	2 Direct Premiums Earned										
1. Fire.....	0	0	0	0	0	0	0	0	0	0	0	27
2.1 Allied lines.....	0	0	0	0	0	0	0	0	0	0	0	73
2.2 Multiple peril crop.....	0	0	0	0	0	0	0	0	0	0	0	0
2.3 Federal flood.....	0	0	0	0	0	0	0	0	0	0	0	0
3. Farmowners multiple peril.....	0	0	0	0	0	0	0	0	0	0	0	2
4. Homeowners multiple peril.....	0	0	0	0	0	0	0	0	0	0	0	0
5.1 Commercial multiple peril (non-liability portion).....	56,489	44,734	0	32,042	240,000	275,188	114,424	14,078	14,250	809	2,454	1,190
5.2 Commercial multiple peril (liability portion).....	7,844	7,306	0	957	0	1,354	1,637	0	1,859	2,254	1,305	229
6. Mortgage guaranty.....	0	0	0	0	0	0	0	0	0	0	0	0
8. Ocean marine.....	0	0	0	0	0	0	0	0	0	0	0	5
9. Inland marine.....	7,551	7,048	0	3,730	0	982	1,377	0	(62)	64	548	287
10. Financial guaranty.....	0	0	0	0	0	0	0	0	0	0	0	0
11. Medical professional liability.....	0	0	0	0	0	0	0	0	0	0	0	0
12. Earthquake.....	0	0	0	0	0	0	0	0	0	0	0	10
13. Group accident and health (b).....	0	0	0	0	0	0	0	0	0	0	0	0
14. Credit A&H (group and individual).....	0	0	0	0	0	0	0	0	0	0	0	0
15.1 Collectively renewable A&H (b).....	0	0	0	0	0	0	0	0	0	0	0	0
15.2 Non-cancelable A&H (b).....	0	0	0	0	0	0	0	0	0	0	0	0
15.3 Guaranteed renewable A&H (b).....	0	0	0	0	0	0	0	0	0	0	0	0
15.4 Non-renewable for stated reasons only (b).....	0	0	0	0	0	0	0	0	0	0	0	0
15.5 Other accident only.....	0	0	0	0	0	0	0	0	0	0	0	0
15.6 Medicare Title XVIII exempt from state taxes or fees.....	0	0	0	0	0	0	0	0	0	0	0	0
15.7 All other A&H (b).....	0	0	0	0	0	0	0	0	0	0	0	0
15.8 Federal employees health benefits program premium (b).....	0	0	0	0	0	0	0	0	0	0	0	0
16. Workers' compensation.....	7,017	6,289	0	4,993	0	(13,759)	19,505	0	(1,926)	5,219	424	254
17.1 Other liability-occurrence.....	12,680	12,363	0	7,865	1,152	(2,365)	41,759	0	(1,675)	22,918	538	439
17.2 Other liability-claims-made.....	0	0	0	0	0	2,073	(3,111)	0	6	(117)	0	50
17.3 Excess workers' compensation.....	0	0	0	0	0	0	0	0	0	0	0	0
18. Products liability.....	755	283	0	472	0	16	83	0	3	84	6	91
19.1 Private passenger auto no-fault (personal injury protection).....	0	0	0	0	0	0	0	0	0	0	0	0
19.2 Other private passenger auto liability.....	0	0	0	0	0	0	0	0	0	0	0	0
19.3 Commercial auto no-fault (personal injury protection).....	0	0	0	0	0	0	0	0	0	0	0	0
19.4 Other commercial auto liability.....	17,676	16,005	0	5,154	0	1,713	3,229	0	372	712	2,155	488
21.1 Private passenger auto physical damage.....	0	0	0	0	0	0	0	0	0	0	0	0
21.2 Commercial auto physical damage.....	5,948	5,386	0	1,659	5,293	5,487	281	0	(9)	9	640	357
22. Aircraft (all perils).....	0	0	0	0	0	0	0	0	0	0	0	0
23. Fidelity.....	180	158	0	22	0	0	0	0	0	0	29	34
24. Surety.....	0	0	0	0	0	0	0	0	0	0	0	2
26. Burglary and theft.....	12	11	0	2	0	0	0	0	0	4	2	33
27. Boiler and machinery.....	2,045	1,633	0	1,278	0	0	0	0	0	0	372	91
28. Credit.....	6,713	17,607	0	25,789	3,855	36,189	32,809	0	0	0	1,175	347
30. Warranty.....	0	0	0	0	0	0	0	0	0	0	0	82
34. Aggregate write-ins for other lines of business.....	(156)	9,608	0	0	0	7,695	7,341	0	0	0	(32)	150
35. TOTALS (a).....	124,754	128,431	0	83,963	250,300	314,574	219,336	14,078	12,819	31,955	9,615	4,241

DETAILS OF WRITE-INS

3401. Collateral protection.....	(156)	9,608	0	0	0	7,695	7,341	0	0	0	(32)	150
3402. Supplemental unemployment.....	0	0	0	0	0	0	0	0	0	0	0	0
3403.	0	0	0	0	0	0	0	0	0	0	0	0
3498. Summary of remaining write-ins for Line 34 from overflow page.....	0	0	0	0	0	0	0	0	0	0	0	0
3499. TOTALS (Lines 3401 thru 3403 plus 3498) (Line 34 above).....	(156)	9,608	0	0	0	7,695	7,341	0	0	0	(32)	150

(a) Finance and service charges not included in Lines 1 to 35 \$.....0.

(b) For health business on indicated lines report: Number of persons insured under PPO managed care products.....0 and number of persons insured under indemnity only products.....0.

EXHIBIT OF PREMIUMS AND LOSSES (Statutory Page 14 Data)



NAIC Group Code....84 NAIC Company Code....26832

BUSINESS IN THE STATE OF WASHINGTON DURING THE YEAR

19.WA

Line of Business	Gross Premiums, Including Policy and Membership Fees, Less Return Premiums and Premiums on Policies not Taken		3 Dividends Paid or Credited to Policyholders on Direct Business	4 Direct Unearned Premium Reserves	5 Direct Losses Paid (deducting salvage)	6 Direct Losses Incurred	7 Direct Losses Unpaid	8 Direct Defense and Cost Containment Expense Paid	9 Direct Defense and Cost Containment Expense Incurred	10 Direct Defense and Cost Containment Expense Unpaid	11 Commissions and Brokerage Expenses	12 Taxes, Licenses and Fees
	1 Direct Premiums Written	2 Direct Premiums Earned										
1. Fire.....	201	879	0	119	2,600	2,339	71	0	(50)	38	26	23
2.1 Allied lines.....	1,291	2,660	0	690	2,432	2,184	281	0	(54)	72	158	462
2.2 Multiple peril crop.....	0	0	0	0	0	0	0	0	0	0	0	404
2.3 Federal flood.....	0	0	0	0	0	0	0	0	0	0	0	0
3. Farmowners multiple peril.....	8,327	32,950	0	0	1,587	4,584	0	2,830	1,543	1,488	1,010	201
4. Homeowners multiple peril.....	0	0	0	0	0	0	0	0	0	0	0	0
5.1 Commercial multiple peril (non-liability portion).....	518,558	1,098,722	0	387,601	857,887	582,712	(82,896)	22,470	21,337	13,719	106,981	10,792
5.2 Commercial multiple peril (liability portion).....	137,440	208,398	0	51,989	1,192,075	968,184	959,673	462,826	436,831	81,658	27,531	2,935
6. Mortgage guaranty.....	0	0	0	0	0	0	0	0	0	0	0	0
8. Ocean marine.....	0	0	0	0	0	0	0	0	0	0	0	0
9. Inland marine.....	7,390	14,396	0	1,915	0	(297)	5,074	0	(549)	569	1,411	243
10. Financial guaranty.....	0	0	0	0	0	0	0	0	0	0	0	0
11. Medical professional liability.....	0	0	0	0	0	0	0	0	0	0	0	0
12. Earthquake.....	1,103	3,598	0	543	0	887	2,193	0	44	77	262	49
13. Group accident and health (b).....	0	0	0	0	0	0	0	0	0	0	0	0
14. Credit A&H (group and individual).....	0	0	0	0	0	0	0	0	0	0	0	0
15.1 Collectively renewable A&H (b).....	0	0	0	0	0	0	0	0	0	0	0	0
15.2 Non-cancelable A&H (b).....	0	0	0	0	0	0	0	0	0	0	0	0
15.3 Guaranteed renewable A&H (b).....	0	0	0	0	0	0	0	0	0	0	0	0
15.4 Non-renewable for stated reasons only (b).....	0	0	0	0	0	0	0	0	0	0	0	0
15.5 Other accident only.....	0	0	0	0	0	0	0	0	0	0	0	0
15.6 Medicare Title XVIII exempt from state taxes or fees.....	0	0	0	0	0	0	0	0	0	0	0	0
15.7 All other A&H (b).....	0	0	0	0	0	0	0	0	0	0	0	0
15.8 Federal employees health benefits program premium (b).....	0	0	0	0	0	0	0	0	0	0	0	0
16. Workers' compensation.....	0	0	0	0	0	(24)	12,094	0	(451)	1,454	0	13
17.1 Other liability-occurrence.....	359,347	363,746	0	190,098	0	(902,662)	338,481	0	(5,721)	177,683	40,795	7,659
17.2 Other liability-claims-made.....	457,370	572,702	0	127,736	0	(54,738)	160,605	0	451	15,677	114,398	9,984
17.3 Excess workers' compensation.....	0	0	0	0	0	0	0	0	0	0	0	0
18. Products liability.....	503	501	0	314	0	(175)	902	0	(406)	176	88	23
19.1 Private passenger auto no-fault (personal injury protection).....	0	0	0	0	0	22	2,046	0	0	28	0	0
19.2 Other private passenger auto liability.....	0	0	0	0	0	38	398	0	0	65	0	0
19.3 Commercial auto no-fault (personal injury protection).....	472	452	0	20	0	91	99	0	12	13	66	34
19.4 Other commercial auto liability.....	232,689	227,106	0	136,847	21,408	75,971	127,106	2,388	4,049	17,687	41,750	4,999
21.1 Private passenger auto physical damage.....	0	0	0	0	0	0	0	0	0	0	0	0
21.2 Commercial auto physical damage.....	28,737	28,565	0	17,196	22,886	24,864	3,959	0	24	412	5,085	720
22. Aircraft (all perils).....	0	0	0	0	0	0	0	0	0	0	0	0
23. Fidelity.....	7,602	14,551	0	4,277	0	(27,333)	(18,787)	0	339	2,102	1,673	218
24. Surety.....	0	0	0	0	0	(10)	107	0	(14)	5	0	6
26. Burglary and theft.....	1,725	3,772	0	1,060	0	1,133	2,193	0	(17)	30	396	83
27. Boiler and machinery.....	16,999	35,874	0	8,679	0	0	0	0	0	0	3,681	400
28. Credit.....	65,916	144,389	0	278,906	11,998	222,243	216,433	0	0	0	11,535	1,462
30. Warranty.....	0	0	0	0	0	0	0	0	0	0	0	23
34. Aggregate write-ins for other lines of business.....	(1,554)	21,909	0	0	1,041	11,799	25,143	0	0	0	(123)	4
35. TOTALS (a).....	1,844,116	2,775,170	0	1,207,991	2,112,327	908,816	1,759,761	490,514	457,368	312,953	356,720	40,737

DETAILS OF WRITE-INS

3401. Collateral protection.....	(1,554)	21,909	0	0	1,041	11,799	25,143	0	0	0	(123)	4
3402. Supplemental unemployment.....	0	0	0	0	0	0	0	0	0	0	0	0
3403.....	0	0	0	0	0	0	0	0	0	0	0	0
3498. Summary of remaining write-ins for Line 34 from overflow page.....	0	0	0	0	0	0	0	0	0	0	0	0
3499. TOTALS (Lines 3401 thru 3403 plus 3498) (Line 34 above).....	(1,554)	21,909	0	0	1,041	11,799	25,143	0	0	0	(123)	4

(a) Finance and service charges not included in Lines 1 to 35 \$.....0.

(b) For health business on indicated lines report: Number of persons insured under PPO managed care products.....0 and number of persons insured under indemnity only products.....0.

EXHIBIT OF PREMIUMS AND LOSSES (Statutory Page 14 Data)



NAIC Group Code....84 NAIC Company Code...26832

BUSINESS IN THE STATE OF WISCONSIN DURING THE YEAR

19.WI

Line of Business	Gross Premiums, Including Policy and Membership Fees, Less Return Premiums and Premiums on Policies not Taken		3 Dividends Paid or Credited to Policyholders on Direct Business	4 Direct Unearned Premium Reserves	5 Direct Losses Paid (deducting salvage)	6 Direct Losses Incurred	7 Direct Losses Unpaid	8 Direct Defense and Cost Containment Expense Paid	9 Direct Defense and Cost Containment Expense Incurred	10 Direct Defense and Cost Containment Expense Unpaid	11 Commissions and Brokerage Expenses	12 Taxes, Licenses and Fees
	1 Direct Premiums Written	2 Direct Premiums Earned										
1. Fire.....	3,666	3,678	0	1,621	0	110	402	0	(44)	40	619	151
2.1 Allied lines.....	6,386	6,242	0	2,964	4,387	2,512	676	0	(32)	71	1,086	2,109
2.2 Multiple peril crop.....	0	0	0	0	0	0	0	0	0	0	0	1,782
2.3 Federal flood.....	0	0	0	0	0	0	0	0	0	0	0	0
3. Farmowners multiple peril.....	116,191	93,780	0	64,681	132,033	115,759	9,223	1,445	1,276	469	30,513	1,807
4. Homeowners multiple peril.....	0	0	0	0	0	0	0	0	0	0	0	0
5.1 Commercial multiple peril (non-liability portion).....	16,484	15,578	0	7,600	30,104	(3,456)	6,219	1,348	2,825	902	964	393
5.2 Commercial multiple peril (liability portion).....	11,401	7,250	0	5,444	5,000	(27,837)	18,468	2,383	(16,431)	44,249	1,635	338
6. Mortgage guaranty.....	0	0	0	0	0	0	0	0	0	0	0	0
8. Ocean marine.....	0	0	0	0	0	0	0	0	0	0	0	0
9. Inland marine.....	3,852	3,041	0	1,262	0	56	1,712	0	45	395	678	410
10. Financial guaranty.....	0	0	0	0	0	0	0	0	0	0	0	0
11. Medical professional liability.....	0	0	0	0	0	0	0	0	0	0	0	0
12. Earthquake.....	1,754	365	0	1,389	0	58	58	0	14	14	486	85
13. Group accident and health (b).....	0	0	0	0	0	0	0	0	0	0	0	0
14. Credit A&H (group and individual).....	0	0	0	0	0	0	0	0	0	0	0	0
15.1 Collectively renewable A&H (b).....	0	0	0	0	0	0	0	0	0	0	0	0
15.2 Non-cancelable A&H (b).....	0	0	0	0	0	0	0	0	0	0	0	0
15.3 Guaranteed renewable A&H (b).....	0	0	0	0	0	0	0	0	0	0	0	0
15.4 Non-renewable for stated reasons only (b).....	0	0	0	0	0	0	0	0	0	0	0	0
15.5 Other accident only.....	0	0	0	0	0	0	0	0	0	0	0	0
15.6 Medicare Title XVIII exempt from state taxes or fees.....	0	0	0	0	0	0	0	0	0	0	0	0
15.7 All other A&H (b).....	0	0	0	0	0	0	0	0	0	0	0	0
15.8 Federal employees health benefits program premium (b).....	0	0	0	0	0	0	0	0	0	0	0	0
16. Workers' compensation.....	324,377	301,362	0	75,556	198,260	270,061	310,189	25,590	21,068	34,144	72,169	5,982
17.1 Other liability-occurrence.....	286,733	286,386	0	106,400	0	213,972	918,475	0	1,352	58,899	39,942	5,129
17.2 Other liability-claims-made.....	1,743,737	1,707,411	0	639,016	219,549	(140,249)	2,439,656	4,318	173,269	195,916	436,013	25,671
17.3 Excess workers' compensation.....	0	0	0	0	0	0	0	0	0	0	0	0
18. Products liability.....	0	0	0	0	0	17,654	23,512	576	(624)	5,502	0	49
19.1 Private passenger auto no-fault (personal injury protection).....	0	0	0	0	0	0	0	0	0	0	0	0
19.2 Other private passenger auto liability.....	0	0	0	0	0	0	0	0	0	0	0	0
19.3 Commercial auto no-fault (personal injury protection).....	0	0	0	0	0	0	0	0	0	0	0	0
19.4 Other commercial auto liability.....	9,039	8,914	0	2,599	0	(3,255)	1,897	0	4,637	5,804	847	576
21.1 Private passenger auto physical damage.....	0	0	0	0	0	0	0	0	0	0	0	0
21.2 Commercial auto physical damage.....	5,252	5,164	0	1,777	1,822	1,854	356	0	1	42	381	780
22. Aircraft (all perils).....	0	0	0	0	0	0	0	0	0	0	0	0
23. Fidelity.....	772	640	0	218	0	(648)	(184)	0	(27)	60	148	268
24. Surety.....	0	0	0	0	0	53	200	0	(68)	24	0	157
26. Burglary and theft.....	47	40	0	15	0	0	0	0	0	0	9	115
27. Boiler and machinery.....	6,414	6,257	0	3,596	41,180	41,180	0	86	86	0	1,240	247
28. Credit.....	(20,457)	55,314	0	67,230	15,013	130,866	116,479	0	0	0	(3,580)	31
30. Warranty.....	0	0	0	0	0	0	0	0	0	0	0	201
34. Aggregate write-ins for other lines of business.....	(5,397)	16,118	0	0	7,591	11,655	21,159	0	0	0	(86)	326
35. TOTALS (a).....	2,510,251	2,517,541	0	981,367	654,939	630,346	3,868,497	35,746	187,344	346,533	583,064	46,605

DETAILS OF WRITE-INS

3401. Collateral protection.....	(5,397)	16,118	0	0	7,591	11,655	21,159	0	0	0	(86)	326
3402. Supplemental unemployment.....	0	0	0	0	0	0	0	0	0	0	0	0
3403.....	0	0	0	0	0	0	0	0	0	0	0	0
3498. Summary of remaining write-ins for Line 34 from overflow page.....	0	0	0	0	0	0	0	0	0	0	0	0
3499. TOTALS (Lines 3401 thru 3403 plus 3498) (Line 34 above).....	(5,397)	16,118	0	0	7,591	11,655	21,159	0	0	0	(86)	326

(a) Finance and service charges not included in Lines 1 to 35 \$.....0.

(b) For health business on indicated lines report: Number of persons insured under PPO managed care products.....0 and number of persons insured under indemnity only products.....0.

EXHIBIT OF PREMIUMS AND LOSSES (Statutory Page 14 Data)



NAIC Group Code....84 NAIC Company Code....26832

BUSINESS IN THE STATE OF WEST VIRGINIA DURING THE YEAR

19.WV

Line of Business	Gross Premiums, Including Policy and Membership Fees, Less Return Premiums and Premiums on Policies not Taken		3 Dividends Paid or Credited to Policyholders on Direct Business	4 Direct Unearned Premium Reserves	5 Direct Losses Paid (deducting salvage)	6 Direct Losses Incurred	7 Direct Losses Unpaid	8 Direct Defense and Cost Containment Expense Paid	9 Direct Defense and Cost Containment Expense Incurred	10 Direct Defense and Cost Containment Expense Unpaid	11 Commissions and Brokerage Expenses	12 Taxes, Licenses and Fees
	1 Direct Premiums Written	2 Direct Premiums Earned										
1. Fire.....	360	272	0	285	0	(9)	28	0	1	2	54	69
2.1 Allied lines.....	181	137	0	143	51,584	251,580	200,012	0	0	1	27	151
2.2 Multiple peril crop.....	0	0	0	0	0	0	0	0	0	0	0	0
2.3 Federal flood.....	0	0	0	0	0	0	0	0	0	0	0	0
3. Farmowners multiple peril.....	0	0	0	0	0	0	0	0	0	0	0	1
4. Homeowners multiple peril.....	0	0	0	0	0	0	0	0	0	0	0	0
5.1 Commercial multiple peril (non-liability portion).....	50,042	48,784	0	10,596	0	104,703	111,196	0	128	1,116	2,550	760
5.2 Commercial multiple peril (liability portion).....	6,392	7,058	0	1,064	0	2,487	6,766	0	530	3,410	1,221	217
6. Mortgage guaranty.....	0	0	0	0	0	0	0	0	0	0	0	0
8. Ocean marine.....	0	0	0	0	0	0	0	0	0	0	0	0
9. Inland marine.....	4,327	4,008	0	1,189	0	536	3,896	0	(60)	275	183	273
10. Financial guaranty.....	0	0	0	0	0	0	0	0	0	0	0	0
11. Medical professional liability.....	0	0	0	0	0	0	0	0	0	0	0	0
12. Earthquake.....	0	0	0	0	0	0	0	0	0	0	0	32
13. Group accident and health (b).....	0	0	0	0	0	0	0	0	0	0	0	0
14. Credit A&H (group and individual).....	0	0	0	0	0	0	0	0	0	0	0	0
15.1 Collectively renewable A&H (b).....	0	0	0	0	0	0	0	0	0	0	0	0
15.2 Non-cancelable A&H (b).....	0	0	0	0	0	0	0	0	0	0	0	0
15.3 Guaranteed renewable A&H (b).....	0	0	0	0	0	0	0	0	0	0	0	0
15.4 Non-renewable for stated reasons only (b).....	0	0	0	0	0	0	0	0	0	0	0	0
15.5 Other accident only.....	0	0	0	0	0	0	0	0	0	0	0	0
15.6 Medicare Title XVIII exempt from state taxes or fees.....	0	0	0	0	0	0	0	0	0	0	0	0
15.7 All other A&H (b).....	0	0	0	0	0	0	0	0	0	0	0	0
15.8 Federal employees health benefits program premium (b).....	0	0	0	0	0	0	0	0	0	0	0	0
16. Workers' compensation.....	734,645	800,864	0	306,423	461,407	75,130	1,934,424	172,104	177,390	44,005	168,312	8,320
17.1 Other liability-occurrence.....	48,832	50,955	0	14,135	5,159	3,517	160,083	0	(853)	18,482	6,045	932
17.2 Other liability-claims-made.....	88,055	88,641	0	63,813	0	(76,693)	249,308	0	46,882	27,615	22,053	1,329
17.3 Excess workers' compensation.....	0	0	0	0	0	0	0	0	0	0	0	0
18. Products liability.....	0	0	0	0	0	0	38	0	0	8	0	62
19.1 Private passenger auto no-fault (personal injury protection).....	0	0	0	0	0	0	0	0	0	0	0	0
19.2 Other private passenger auto liability.....	0	0	0	0	0	0	0	0	0	0	0	0
19.3 Commercial auto no-fault (personal injury protection).....	0	0	0	0	0	0	0	0	0	0	0	0
19.4 Other commercial auto liability.....	37,161	36,637	0	26,807	9,554	13,658	15,503	0	256	1,657	4,003	715
21.1 Private passenger auto physical damage.....	0	0	0	0	0	0	0	0	0	0	0	0
21.2 Commercial auto physical damage.....	9,011	8,111	0	6,299	27,080	27,331	442	30	49	57	991	616
22. Aircraft (all perils).....	0	0	0	0	0	0	0	0	0	0	0	0
23. Fidelity.....	0	0	0	0	0	0	775	0	0	206	0	62
24. Surety.....	0	0	0	0	0	(60)	78	0	(47)	31	0	8
26. Burglary and theft.....	0	0	0	0	0	0	15	0	0	3	0	59
27. Boiler and machinery.....	2,312	2,424	0	448	0	0	0	0	0	0	440	129
28. Credit.....	32,797	88,045	0	103,411	0	144,274	144,294	0	0	0	5,739	498
30. Warranty.....	0	0	0	0	0	0	0	0	0	0	0	122
34. Aggregate write-ins for other lines of business.....	815	815	0	0	8,426	13,640	4,901	0	0	0	142	430
35. TOTALS (a).....	1,014,930	1,136,750	0	534,612	563,211	560,093	2,831,759	172,134	224,274	96,867	211,760	14,785

DETAILS OF WRITE-INS

3401. Collateral protection.....	815	815	0	0	8,426	13,640	4,901	0	0	0	142	430
3402. Supplemental unemployment.....	0	0	0	0	0	0	0	0	0	0	0	0
3403.....	0	0	0	0	0	0	0	0	0	0	0	0
3498. Summary of remaining write-ins for Line 34 from overflow page.....	0	0	0	0	0	0	0	0	0	0	0	0
3499. TOTALS (Lines 3401 thru 3403 plus 3498) (Line 34 above).....	815	815	0	0	8,426	13,640	4,901	0	0	0	142	430

(a) Finance and service charges not included in Lines 1 to 35 \$.....0.

(b) For health business on indicated lines report: Number of persons insured under PPO managed care products.....0 and number of persons insured under indemnity only products.....0.

EXHIBIT OF PREMIUMS AND LOSSES (Statutory Page 14 Data)



NAIC Group Code....84 NAIC Company Code....26832

BUSINESS IN THE STATE OF WYOMING DURING THE YEAR

Line of Business	Gross Premiums, Including Policy and Membership Fees, Less Return Premiums and Premiums on Policies not Taken		3 Dividends Paid or Credited to Policyholders on Direct Business	4 Direct Unearned Premium Reserves	5 Direct Losses Paid (deducting salvage)	6 Direct Losses Incurred	7 Direct Losses Unpaid	8 Direct Defense and Cost Containment Expense Paid	9 Direct Defense and Cost Containment Expense Incurred	10 Direct Defense and Cost Containment Expense Unpaid	11 Commissions and Brokerage Expenses	12 Taxes, Licenses and Fees
	1 Direct Premiums Written	2 Direct Premiums Earned										
1. Fire.....	0	0	0	0	0	0	0	0	0	0	0	72
2.1 Allied lines.....	0	0	0	0	0	0	0	0	0	0	0	315
2.2 Multiple peril crop.....	0	0	0	0	0	0	0	0	0	0	0	175
2.3 Federal flood.....	0	0	0	0	0	0	0	0	0	0	0	0
3. Farmowners multiple peril.....	0	0	0	0	(39,276)	(159,541)	6,622	2,846	2,889	2,903	0	(35)
4. Homeowners multiple peril.....	0	0	0	0	0	0	0	0	0	0	0	0
5.1 Commercial multiple peril (non-liability portion).....	12,833	9,966	0	7,924	0	(3,451)	(1,467)	0	499	576	2,206	358
5.2 Commercial multiple peril (liability portion).....	978	1,076	0	620	0	(2,600)	(2,261)	0	(720)	(464)	157	164
6. Mortgage guaranty.....	0	0	0	0	0	0	0	0	0	0	0	0
8. Ocean marine.....	0	0	0	0	0	0	0	0	0	0	0	2
9. Inland marine.....	0	0	0	0	0	(117)	72	0	(70)	6	0	218
10. Financial guaranty.....	0	0	0	0	0	0	0	0	0	0	0	0
11. Medical professional liability.....	0	0	0	0	0	0	0	0	0	0	0	0
12. Earthquake.....	0	0	0	0	0	0	0	0	0	0	0	47
13. Group accident and health (b).....	0	0	0	0	0	0	0	0	0	0	0	0
14. Credit A&H (group and individual).....	0	0	0	0	0	0	0	0	0	0	0	0
15.1 Collectively renewable A&H (b).....	0	0	0	0	0	0	0	0	0	0	0	0
15.2 Non-cancelable A&H (b).....	0	0	0	0	0	0	0	0	0	0	0	0
15.3 Guaranteed renewable A&H (b).....	0	0	0	0	0	0	0	0	0	0	0	0
15.4 Non-renewable for stated reasons only (b).....	0	0	0	0	0	0	0	0	0	0	0	0
15.5 Other accident only.....	0	0	0	0	0	0	0	0	0	0	0	0
15.6 Medicare Title XVIII exempt from state taxes or fees.....	0	0	0	0	0	0	0	0	0	0	0	0
15.7 All other A&H (b).....	0	0	0	0	0	0	0	0	0	0	0	0
15.8 Federal employees health benefits program premium (b).....	0	0	0	0	0	0	0	0	0	0	0	0
16. Workers' compensation.....	4,072	3,047	0	1,240	0	299	1,616	0	38	182	786	95
17.1 Other liability-occurrence.....	21,547	18,993	0	7,687	0	(188,039)	(102,229)	0	566	9,335	2,638	498
17.2 Other liability-claims-made.....	1,945	1,945	0	1,038	0	205	402	0	266	309	386	108
17.3 Excess workers' compensation.....	0	0	0	0	0	0	0	0	0	0	0	0
18. Products liability.....	0	0	0	0	0	0	0	0	0	0	0	88
19.1 Private passenger auto no-fault (personal injury protection).....	0	0	0	0	0	0	0	0	0	0	0	0
19.2 Other private passenger auto liability.....	0	0	0	0	0	0	0	0	0	0	0	0
19.3 Commercial auto no-fault (personal injury protection).....	0	0	0	0	0	0	0	0	0	0	0	0
19.4 Other commercial auto liability.....	12,207	14,092	0	11,698	0	1,689	3,828	0	(186)	1,041	2,325	349
21.1 Private passenger auto physical damage.....	0	0	0	0	0	0	0	0	0	0	0	0
21.2 Commercial auto physical damage.....	5,297	7,431	0	5,076	0	100	462	0	(18)	4	1,009	464
22. Aircraft (all perils).....	0	0	0	0	0	0	0	0	0	0	0	0
23. Fidelity.....	0	0	0	0	0	105	105	0	129	129	0	71
24. Surety.....	0	0	0	0	0	(4)	24	0	(8)	6	0	0
26. Burglary and theft.....	0	0	0	0	0	0	0	0	0	0	0	72
27. Boiler and machinery.....	295	158	0	195	0	0	0	0	0	0	55	134
28. Credit.....	(8,348)	(7,202)	0	24,884	6,928	12,010	5,233	0	0	0	(1,461)	156
30. Warranty.....	0	0	0	0	0	0	0	0	0	0	0	85
34. Aggregate write-ins for other lines of business.....	(903)	45,445	0	0	0	36,846	45,833	0	0	0	(25)	185
35. TOTALS (a).....	49,923	94,949	0	60,361	(32,348)	(302,498)	(41,759)	2,846	3,384	14,025	8,075	3,622

DETAILS OF WRITE-INS

3401. Collateral protection.....	(903)	45,445	0	0	0	36,846	45,833	0	0	0	(25)	185
3402. Supplemental unemployment.....	0	0	0	0	0	0	0	0	0	0	0	0
3403.....	0	0	0	0	0	0	0	0	0	0	0	0
3498. Summary of remaining write-ins for Line 34 from overflow page.....	0	0	0	0	0	0	0	0	0	0	0	0
3499. TOTALS (Lines 3401 thru 3403 plus 3498) (Line 34 above).....	(903)	45,445	0	0	0	36,846	45,833	0	0	0	(25)	185

(a) Finance and service charges not included in Lines 1 to 35 \$.....0.

(b) For health business on indicated lines report: Number of persons insured under PPO managed care products.....0 and number of persons insured under indemnity only products.....0.

19.WV

GREAT AMERICAN ALLIANCE INSURANCE COMPANY

SCHEDULE F - PART 1

Assumed Reinsurance as of December 31, Current Year (000 Omitted)

1 Federal ID Number	2 NAIC Company Code	3 Name of Reinsured	4 Domiciliary Jurisdiction	5 Assumed Premium	Reinsurance On			9 Contingent Commissions Payable	10 Assumed Premiums Receivable	11 Unearned Premium	12 Funds Held by or Deposited With Reinsured Companies	13 Letters of Credit Posted	14 Amount of Assets Pledged or Compensating Balances to Secure Letters of Credit	15 Amount of Assets Pledged or Collateral Held in Trust
					6 Paid Losses and Loss Adjustment Expenses	7 Known Case Losses and LAE	8 Cols. 6 + 7							
Other U. S. Unaffiliated Insurers:														
74-2564217..	10085.....	Tank Owners Mutual Insurance Company.....	TX.....	0	0	.27	.27	.0	.0	.0	.0	.0	.0	.0
0599999.	Other U. S. Unaffiliated Insurers.....			0	0	.27	.27	.0	.0	.0	.0	.0	.0	.0
Pools and Associations - Mandatory Pools:														
AA-9991161..	00000.....	Commonwealth Automobile Reinsurers.....	MA.....	38	0	.17	.17	.0	.0	.16	.0	.0	.0	.0
AA-9991224..	00000.....	Pennsylvania Fair Plan.....	PA.....	1	0	.0	.0	.0	.0	.0	.0	.0	.0	.0
AA-9991225..	00000.....	Rhode Island Joint Reinsurance Association.....	RI.....	5	0	.0	.0	.0	.0	.0	.0	.0	.0	.0
AA-9991226..	00000.....	Virginia Property Insurance Association.....	VA.....	2	0	.0	.0	.0	.0	.0	.0	.0	.0	.0
0699999.	Pools and Associations - Mandatory Pools.....			46	0	.17	.17	.0	.0	.16	.0	.0	.0	.0
0899999.	Total Pools and Associations.....			46	0	.17	.17	.0	.0	.16	.0	.0	.0	.0
9999999.	Totals.....			46	0	.44	.44	.0	.0	.16	.0	.0	.0	.0

SCHEDULE F - PART 2

Premium Portfolio Reinsurance Effected or (Canceled) during Current Year

1 Federal ID Number	2 NAIC Company Code	3 Name of Company	4 Date of Contract	5 Original Premium	6 Reinsurance Premium
------------------------------	------------------------------	--------------------------	---------------------------	---------------------------	------------------------------

NONE

SCHEDULE F - PART 3

Ceded Reinsurance as of December 31, Current Year (000 Omitted)

1 Federal ID Number	2 NAIC Company Code	3 Name of Reinsurer	4 Domiciliary Jurisdiction	5 Reinsurance Contracts Ceding 75% or More of Direct Premiums Written	6 Reinsurance Premiums Ceded	Reinsurance Recoverable on										Reinsurance Payable		18 Net Amount Recoverable From Reinsurers Col. 15-[16+17]	19 Funds Held By Company Under Reinsurance Treaties
						7 Paid Losses	8 Paid LAE	9 Known Case Loss Reserves	10 Known Case LAE Reserves	11 IBNR Loss Reserves	12 IBNR LAE Reserves	13 Unearned Premiums	14 Contingent Commissions	15 Cols. 7 thru 14 Totals	16 Ceded Balances Payable	17 Other Amounts Due to Reinsurers			
Authorized Affiliates-U.S. Intercompany Pooling																			
31-0501234	16691....	Great American Insurance Company.....	OH.....		182,378	0	0	107,265	10,421	145,801	22,764	81,073	614	367,938	0	0	367,938	0	
0199999	Total Authorized Affiliates - U.S. Intercompany Pooling.....				182,378	0	0	107,265	10,421	145,801	22,764	81,073	614	367,938	0	0	367,938	0	
0499999	Total Authorized Affiliates.....				182,378	0	0	107,265	10,421	145,801	22,764	81,073	614	367,938	0	0	367,938	0	
0999999	Total Authorized.....				182,378	0	0	107,265	10,421	145,801	22,764	81,073	614	367,938	0	0	367,938	0	
2899999	Total Authorized, Unauthorized and Certified.....				182,378	0	0	107,265	10,421	145,801	22,764	81,073	614	367,938	0	0	367,938	0	
9999999	Totals.....				182,378	0	0	107,265	10,421	145,801	22,764	81,073	614	367,938	0	0	367,938	0	

Note A: Report the five largest provisional commission rates included in the cedant's reinsurance treaties. The commission rate to be reported is by contract with ceded premium in excess of \$50,000.

1 Name of Reinsurer	2 Commission Rate	3 Ceded Premium
(1) N/A See Note 26 to Financial Statements.....	0.0	0
(2)	0.0	0
(3)	0.0	0
(4)	0.0	0
(5)	0.0	0

Note B: Report the five largest reinsurance recoverables reported in Column 15, due from any one reinsurer (based on the total recoverables, Line 9999999, Column 15), the amount of ceded premium, and indicate whether the recoverables are due from an affiliated insurer.

1 Name of Reinsurer	2 Total Recoverables	3 Ceded Premiums	4 Affiliated	
(1) Great American Insurance Company.....	367,938	182,378	Yes	<input checked="" type="checkbox"/> No <input type="checkbox"/>
(2)	0	0	Yes	<input type="checkbox"/> No <input type="checkbox"/>
(3)	0	0	Yes	<input type="checkbox"/> No <input type="checkbox"/>
(4)	0	0	Yes	<input type="checkbox"/> No <input type="checkbox"/>
(5)	0	0	Yes	<input type="checkbox"/> No <input type="checkbox"/>

**Sch. F-Pt. 4
NONE**

**Sch. F-Pt. 5
NONE**

**Sch. F-Pt. 6-Section 1
NONE**

**Sch. F-Pt. 6-Section 1 (continued)
NONE**

**Sch. F-Pt. 6-Section 2
NONE**

**Sch. F-Pt. 7
NONE**

**Sch. F-Pt. 8
NONE**

SCHEDULE F - PART 9

Restatement of Balance Sheet to Identify Net Credit for Reinsurance

	1 As Reported (Net of Ceded)	2 Restatement Adjustments	3 Restated (Gross of Ceded)
ASSETS (Page 2, Col. 3)			
1. Cash and invested assets (Line 12).....	31,019,692	0	31,019,692
2. Premiums and considerations (Line 15).....	0	0	0
3. Reinsurance recoverable on loss and loss adjustment expense payments (Line 16.1).....	0	0	0
4. Funds held by or deposited with reinsured companies (Line 16.2).....	0	0	0
5. Other assets.....	273,723	0	273,723
6. Net amount recoverable from reinsurers.....	0	367,937,286	367,937,286
7. Protected cell assets (Line 27).....	0	0	0
8. Totals (Line 28).....	31,293,415	367,937,286	399,230,701
LIABILITIES (Page 3)			
9. Losses and loss adjustment expenses (Lines 1 through 3).....	0	286,250,367	286,250,367
10. Taxes, expenses, and other obligations (Lines 4 through 8).....	6,802	614,407	621,209
11. Unearned premiums (Line 9).....	0	81,072,512	81,072,512
12. Advance premiums (Line 10).....	0	0	0
13. Dividends declared and unpaid (Line 11.1 and 11.2).....	0	0	0
14. Ceded reinsurance premiums payable (net of ceding commissions) (Line 12).....	0	0	0
15. Funds held by company under reinsurance treaties (Line 13).....	0	0	0
16. Amounts withheld or retained by company for account of others (Line 14).....	0	0	0
17. Provision for reinsurance (Line 16).....	0	0	0
18. Other liabilities.....	433,176	0	433,176
19. Total liabilities excluding protected cell business (Line 26).....	439,978	367,937,286	368,377,264
20. Protected cell liabilities (Line 27).....	0	0	0
21. Surplus as regards policyholders (Line 37).....	30,853,437	.XXX	30,853,437
22. Totals (Line 38).....	31,293,415	367,937,286	399,230,701

NOTE: Is the restatement of this exhibit the result of grossing up balances ceded to affiliates under 100 percent reinsurance or pooling arrangements?..Yes [X] No []

If yes, give full explanation:

See Note 26 to the Financial Statements.

**Sch. H-Pt. 1
NONE**

**Sch. H-Pt. 2
NONE**

**Sch. H-Pt. 3
NONE**

**Sch. H-Pt. 4
NONE**

**Sch. H-Pt. 5
NONE**

**Sch. P-Pt. 1A
NONE**

**Sch. P-Pt. 1B
NONE**

**Sch. P-Pt. 1C
NONE**

**Sch. P-Pt. 1D
NONE**

**Sch. P-Pt. 1E
NONE**

**Sch. P-Pt. 1F-Sn. 1
NONE**

**Sch. P-Pt. 1F-Sn. 2
NONE**

**Sch. P-Pt. 1G
NONE**

**Sch. P-Pt. 1H-Sn. 1
NONE**

**Sch. P-Pt. 1H-Sn. 2
NONE**

**Sch. P-Pt. 1I
NONE**

**Sch. P-Pt. 1J
NONE**

**Sch. P-Pt. 1K
NONE**

**Sch. P-Pt. 1L
NONE**

**Sch. P-Pt. 1M
NONE**

**Sch. P-Pt. 1N
NONE**

**Sch. P-Pt. 1O
NONE**

**Sch. P-Pt. 1P
NONE**

**Sch. P-Pt. 1R-Sn. 1
NONE**

**Sch. P-Pt. 1R-Sn. 2
NONE**

**Sch. P-Pt. 1S
NONE**

**Sch. P-Pt. 1T
NONE**

**Sch. P-Pt. 2A
NONE**

**Sch. P-Pt. 2B
NONE**

**Sch. P-Pt. 2C
NONE**

**Sch. P-Pt. 2D
NONE**

**Sch. P-Pt. 2E
NONE**

**Sch. P-Pt. 2F-Sn. 1
NONE**

**Sch. P-Pt. 2F-Sn. 2
NONE**

**Sch. P-Pt. 2G
NONE**

**Sch. P-Pt. 2H-Sn. 1
NONE**

**Sch. P-Pt. 2H-Sn. 2
NONE**

**Sch. P-Pt. 2I
NONE**

**Sch. P-Pt. 2J
NONE**

**Sch. P-Pt. 2K
NONE**

**Sch. P-Pt. 2L
NONE**

**Sch. P-Pt. 2M
NONE**

**Sch. P-Pt. 2N
NONE**

**Sch. P-Pt. 2O
NONE**

**Sch. P-Pt. 2P
NONE**

Sch. P-Pt. 2R-Sn. 1

NONE

Sch. P-Pt. 2R-Sn. 2

NONE

Sch. P-Pt. 2S

NONE

Sch. P-Pt. 2T

NONE

Sch. P-Pt. 3A

NONE

Sch. P-Pt. 3B

NONE

Sch. P-Pt. 3C

NONE

Sch. P-Pt. 3D

NONE

Sch. P-Pt. 3E

NONE

Sch. P-Pt. 3F-Sn. 1

NONE

Sch. P-Pt. 3F-Sn. 2

NONE

Sch. P-Pt. 3G

NONE

Sch. P-Pt. 3H-Sn. 1

NONE

Sch. P-Pt. 3H-Sn. 2

NONE

Sch. P-Pt. 3I

NONE

Sch. P-Pt. 3J

NONE

Sch. P-Pt. 3K

NONE

Sch. P-Pt. 3L

NONE

Sch. P-Pt. 3M

NONE

**Sch. P-Pt. 3N
NONE**

**Sch. P-Pt. 3O
NONE**

**Sch. P-Pt. 3P
NONE**

**Sch. P-Pt. 3R-Sn. 1
NONE**

**Sch. P-Pt. 3R-Sn. 2
NONE**

**Sch. P-Pt. 3S
NONE**

**Sch. P-Pt. 3T
NONE**

**Sch. P-Pt. 4A
NONE**

**Sch. P-Pt. 4B
NONE**

**Sch. P-Pt. 4C
NONE**

**Sch. P-Pt. 4D
NONE**

**Sch. P-Pt. 4E
NONE**

**Sch. P-Pt. 4F-Sn. 1
NONE**

**Sch. P-Pt. 4F-Sn. 2
NONE**

**Sch. P-Pt. 4G
NONE**

**Sch. P-Pt. 4H-Sn. 1
NONE**

**Sch. P-Pt. 4H-Sn. 2
NONE**

**Sch. P-Pt. 4I
NONE**

**Sch. P-Pt. 4J
NONE**

**Sch. P-Pt. 4K
NONE**

**Sch. P-Pt. 4L
NONE**

**Sch. P-Pt. 4M
NONE**

**Sch. P-Pt. 4N
NONE**

**Sch. P-Pt. 4O
NONE**

**Sch. P-Pt. 4P
NONE**

**Sch. P-Pt. 4R-Sn. 1
NONE**

**Sch. P-Pt. 4R-Sn. 2
NONE**

**Sch. P-Pt. 4S
NONE**

**Sch. P-Pt. 4T
NONE**

**Sch. P-Pt. 5A-Sn. 1
NONE**

**Sch. P-Pt. 5A-Sn. 2
NONE**

**Sch. P-Pt. 5A-Sn. 3
NONE**

**Sch. P-Pt. 5B-Sn. 1
NONE**

**Sch. P-Pt. 5B-Sn. 2
NONE**

**Sch. P-Pt. 5B-Sn. 3
NONE**

**Sch. P-Pt. 5C-Sn. 1
NONE**

**Sch. P-Pt. 5C-Sn. 2
NONE**

**Sch. P-Pt. 5C-Sn. 3
NONE**

**Sch. P-Pt. 5D-Sn. 1
NONE**

**Sch. P-Pt. 5D-Sn. 2
NONE**

**Sch. P-Pt. 5D-Sn. 3
NONE**

**Sch. P-Pt. 5E-Sn. 1
NONE**

**Sch. P-Pt. 5E-Sn. 2
NONE**

**Sch. P-Pt. 5E-Sn. 3
NONE**

**Sch. P-Pt. 5F-Sn. 1A
NONE**

**Sch. P-Pt. 5F-Sn. 2A
NONE**

**Sch. P-Pt. 5F-Sn. 3A
NONE**

**Sch. P-Pt. 5F-Sn. 1B
NONE**

**Sch. P-Pt. 5F-Sn. 2B
NONE**

**Sch. P-Pt. 5F-Sn. 3B
NONE**

**Sch. P-Pt. 5H-Sn. 1A
NONE**

**Sch. P-Pt. 5H-Sn. 2A
NONE**

**Sch. P-Pt. 5H-Sn. 3A
NONE**

Sch. P-Pt. 5H-Sn. 1B

NONE

Sch. P-Pt. 5H-Sn. 2B

NONE

Sch. P-Pt. 5H-Sn. 3B

NONE

Sch. P-Pt. 5R-Sn. 1A

NONE

Sch. P-Pt. 5R-Sn. 2A

NONE

Sch. P-Pt. 5R-Sn. 3A

NONE

Sch. P-Pt. 5R-Sn. 1B

NONE

Sch. P-Pt. 5R-Sn. 2B

NONE

Sch. P-Pt. 5R-Sn. 3B

NONE

Sch. P-Pt. 5T-Sn. 1

NONE

Sch. P-Pt. 5T-Sn. 2

NONE

Sch. P-Pt. 5T-Sn. 3

NONE

Sch. P-Pt. 6C-Sn. 1

NONE

Sch. P-Pt. 6C-Sn. 2

NONE

Sch. P-Pt. 6D-Sn. 1

NONE

Sch. P-Pt. 6D-Sn. 2

NONE

Sch. P-Pt. 6E-Sn. 1

NONE

Sch. P-Pt. 6E-Sn. 2

NONE

Sch. P-Pt. 6H-Sn. 1A

NONE

Sch. P-Pt. 6H-Sn. 2A

NONE

Sch. P-Pt. 6H-Sn. 1B

NONE

Sch. P-Pt. 6H-Sn. 2B

NONE

Sch. P-Pt. 6M-Sn. 1

NONE

Sch. P-Pt. 6M-Sn. 2

NONE

Sch. P-Pt. 6N-Sn. 1

NONE

Sch. P-Pt. 6N-Sn. 2

NONE

Sch. P-Pt. 6O-Sn. 1

NONE

Sch. P-Pt. 6O-Sn. 2

NONE

Sch. P-Pt. 6R-Sn. 1A

NONE

Sch. P-Pt. 6R-Sn. 2A

NONE

Sch. P-Pt. 6R-Sn. 1B

NONE

Sch. P-Pt. 6R-Sn. 2B

NONE

Sch. P-Pt. 7A-Sn. 1

NONE

Sch. P-Pt. 7A-Sn. 2

NONE

Sch. P-Pt. 7A-Sn. 3

NONE

Sch. P-Pt. 7A-Sn. 4

NONE

Sch. P-Pt. 7A-Sn. 5

NONE

Sch. P-Pt. 7B-Sn. 1

NONE

Sch. P-Pt. 7B-Sn. 2

NONE

Sch. P-Pt. 7B-Sn. 3

NONE

SCHEDULE P - PART 7B - REINSURANCE LOSS SENSITIVE CONTRACTS (continued)

SECTION 4

Years in Which Policies Were Issued	Net Earned Premiums Reported At Year End (\$000 Omitted)									
	1 2003	2 2004	3 2005	4 2006	5 2007	6 2008	7 2009	8 2010	9 2011	10 2012
1. Prior.....	0	0	0	0	0	0	0	0	0	0
2. 2003.....	0	0	0	0	0	0	0	0	0	0
3. 2004.....	.XXX	0	0	0	0	0	0	0	0	0
4. 2005.....	.XXX	.XXX	0	0	0	0	0	0	0	0
5. 2006.....	.XXX	.XXX	.XXX	0	0	0	0	0	0	0
6. 2007.....	.XXX	.XXX	.XXX	.XXX	0	0	0	0	0	0
7. 2008.....	.XXX	.XXX	.XXX	.XXX	.XXX	0	0	0	0	0
8. 2009.....	.XXX	.XXX	.XXX	.XXX	.XXX	.XXX	0	0	0	0
9. 2010.....	.XXX	.XXX	.XXX	.XXX	.XXX	.XXX	.XXX	0	0	0
10. 2011.....	.XXX	.XXX	.XXX	.XXX	.XXX	.XXX	.XXX	.XXX	0	0
11. 2012.....	.XXX	.XXX	.XXX	.XXX	.XXX	.XXX	.XXX	.XXX	.XXX	0

SECTION 5

Years in Which Policies Were Issued	Net Reserve For Premium Adjustments And Accrued Retrospective Premiums At Year End (\$000 Omitted)									
	1 2003	2 2004	3 2005	4 2006	5 2007	6 2008	7 2009	8 2010	9 2011	10 2012
1. Prior.....	0	0	0	0	0	0	0	0	0	0
2. 2003.....	0	0	0	0	0	0	0	0	0	0
3. 2004.....	.XXX	0	0	0	0	0	0	0	0	0
4. 2005.....	.XXX	.XXX	0	0	0	0	0	0	0	0
5. 2006.....	.XXX	.XXX	.XXX	0	0	0	0	0	0	0
6. 2007.....	.XXX	.XXX	.XXX	.XXX	0	0	0	0	0	0
7. 2008.....	.XXX	.XXX	.XXX	.XXX	.XXX	0	0	0	0	0
8. 2009.....	.XXX	.XXX	.XXX	.XXX	.XXX	.XXX	0	0	0	0
9. 2010.....	.XXX	.XXX	.XXX	.XXX	.XXX	.XXX	.XXX	0	0	0
10. 2011.....	.XXX	.XXX	.XXX	.XXX	.XXX	.XXX	.XXX	.XXX	0	0
11. 2012.....	.XXX	.XXX	.XXX	.XXX	.XXX	.XXX	.XXX	.XXX	.XXX	0

SECTION 6

Years in Which Policies Were Issued	Incurred Adjustable Commissions Reported At Year End (\$000 Omitted)									
	1 2003	2 2004	3 2005	4 2006	5 2007	6 2008	7 2009	8 2010	9 2011	10 2012
1. Prior.....	0	0	0	0	0	0	0	0	0	0
2. 2003.....	0	0	0	0	0	0	0	0	0	0
3. 2004.....	.XXX	0	0	0	0	0	0	0	0	0
4. 2005.....	.XXX	.XXX	0	0	0	0	0	0	0	0
5. 2006.....	.XXX	.XXX	.XXX	0	0	0	0	0	0	0
6. 2007.....	.XXX	.XXX	.XXX	.XXX	0	0	0	0	0	0
7. 2008.....	.XXX	.XXX	.XXX	.XXX	.XXX	0	0	0	0	0
8. 2009.....	.XXX	.XXX	.XXX	.XXX	.XXX	.XXX	0	0	0	0
9. 2010.....	.XXX	.XXX	.XXX	.XXX	.XXX	.XXX	.XXX	0	0	0
10. 2011.....	.XXX	.XXX	.XXX	.XXX	.XXX	.XXX	.XXX	.XXX	0	0
11. 2012.....	.XXX	.XXX	.XXX	.XXX	.XXX	.XXX	.XXX	.XXX	.XXX	0

SECTION 7

Years in Which Policies Were Issued	Reserves For Commission Adjustments At Year End (\$000 Omitted)									
	1 2003	2 2004	3 2005	4 2006	5 2007	6 2008	7 2009	8 2010	9 2011	10 2012
1. Prior.....	0	0	0	0	0	0	0	0	0	0
2. 2003.....	0	0	0	0	0	0	0	0	0	0
3. 2004.....	.XXX	0	0	0	0	0	0	0	0	0
4. 2005.....	.XXX	.XXX	0	0	0	0	0	0	0	0
5. 2006.....	.XXX	.XXX	.XXX	0	0	0	0	0	0	0
6. 2007.....	.XXX	.XXX	.XXX	.XXX	0	0	0	0	0	0
7. 2008.....	.XXX	.XXX	.XXX	.XXX	.XXX	0	0	0	0	0
8. 2009.....	.XXX	.XXX	.XXX	.XXX	.XXX	.XXX	0	0	0	0
9. 2010.....	.XXX	.XXX	.XXX	.XXX	.XXX	.XXX	.XXX	0	0	0
10. 2011.....	.XXX	.XXX	.XXX	.XXX	.XXX	.XXX	.XXX	.XXX	0	0
11. 2012.....	.XXX	.XXX	.XXX	.XXX	.XXX	.XXX	.XXX	.XXX	.XXX	0

GREAT AMERICAN ALLIANCE INSURANCE COMPANY

SCHEDULE P INTERROGATORIES

1. The following questions relate to yet-to-be-issued Extended Reporting Endorsements (EREs) arising from Death, Disability, or Retirement (DDR) provisions in Medical Professional Liability Claims-Made insurance policies. EREs provided for reasons other than DDR are not be included.
- 1.1 Does the company issue Medical Professional Liability Claims-Made insurance policies that provide tail (also known as an extended reporting endorsement, or "ERE") benefits in the event of Death, Disability, or Retirement (DDR) at a reduced charge or at no additional cost? Yes [] No [X]
If the answer to question 1.1 is "no", leave the following questions blank. If the answer to question 1.1 is "yes", please answer the following questions.
- 1.2 What is the total amount of the reserve for that provision (DDR reserve), as reported, explicitly or not, elsewhere in this statement (in dollars)? \$.....0
- 1.3 Does the company report any DDR reserve as Unearned Premium Reserve per SSAP #65? Yes [] No [X]
- 1.4 Does the company report any DDR reserve as loss or loss adjustment expense reserve? Yes [] No [X]
- 1.5 If the company reports DDR reserve as Unearned Premium Reserve, does that amount match the figure on the Underwriting and Investment Exhibit, Part 1A - Recapitulation of all Premiums (Page 7) Column 2, Lines 11.1 plus 11.2? Yes [] No [] N/A[X]
- 1.6 If the company reports DDR reserve as loss or loss adjustment expense reserve, please complete the following table corresponding to where these reserves are reported in Schedule P:

Years in Which Premiums Were Earned and Losses Were Incurred		DDR Reserve Included in Schedule P, Part 1F, Medical Professional Liability Column 24: Total Net Losses and Expenses Unpaid	
		1 Section 1: Occurrence	2 Section 2: Claims-Made
1.601	Prior.....00
1.602	2003.....00
1.603	2004.....00
1.604	2005.....00
1.605	2006.....00
1.606	2007.....00
1.607	2008.....00
1.608	2009.....00
1.609	2010.....00
1.610	2011.....00
1.611	2012.....00
1.612	Totals.....00

2. The definition of allocated loss adjustment expenses (ALAE) and, therefore, unallocated loss adjustment expenses (ULAE) was changed effective January 1, 1998. This change in definition applies to both paid and unpaid expenses. Are these expenses (now reported as "Defense and Cost Containment" and "Adjusting and Other") reported in compliance with these definitions in this statement? Yes [X] No []
3. The Adjusting and Other expense payments and reserves should be allocated to the years in which the losses were incurred based on the number of claims reported, closed and outstanding in those years. When allocating Adjusting and Other expense between companies in a group or a pool, the Adjusting and Other expense should be allocated in the same percentage used for the loss amounts and the claim counts. For reinsurers, Adjusting and Other expense assumed should be reported according to the reinsurance contract. For Adjusting and Other expense incurred by reinsurers, or in those situations where suitable claim count information is not available, Adjusting and Other expense should be allocated by a reasonable method determined by the company and described in Interrogatory 7, below. Are they so reported in this statement? Yes [X] No []
4. Do any lines in Schedule P include reserves that are reported gross of any discount to present value of future payments, and that are reported net of such discounts on Page 10? Yes [] No [X]

If yes, proper disclosure must be made in the Notes to Financial Statements, as specified in the Instructions. Also, the discounts must be reported in Schedule P - Part 1, Columns 32 and 33.

Schedule P must be completed gross of non-tabular discounting. Work papers relating to discount calculations must be available for examination upon request.

Discounting is allowed only if expressly permitted by the state insurance department to which this Annual Statement is being filed.

5. What were the net premiums in force at the end of the year for: (in thousands of dollars)
- 5.1 Fidelity \$.....0
- 5.2 Surety \$.....0
6. Claim count information is reported per claim or per claimant. (Indicate which).
If not the same in all years, explain in Interrogatory 7. _____
- 7.1 The information provided in Schedule P will be used by many persons to estimate the adequacy of the current loss and expense reserves, among other things. Are there any especially significant events, coverage, retention or accounting changes that have occurred that must be considered when making such analyses? Yes [X] No []
- 7.2 An extended statement may be attached.
This Company participates in a pooling agreement. (See Note 26).

SCHEDULE T - PART 2

INTERSTATE COMPACT - EXHIBIT OF PREMIUMS WRITTEN

Allocated by States and Territories

States, Etc.	Direct Business Only					
	1 Life (Group and Individual)	2 Annuities (Group and Individual)	3 Disability Income (Group and Individual)	4 Long-Term Care (Group and Individual)	5 Deposit-Type Contracts	6 Totals
1. Alabama.....AL	0	0	0	0	0	0
2. Alaska.....AK	0	0	0	0	0	0
3. Arizona.....AZ	0	0	0	0	0	0
4. Arkansas.....AR	0	0	0	0	0	0
5. California.....CA	0	0	0	0	0	0
6. Colorado.....CO	0	0	0	0	0	0
7. Connecticut.....CT	0	0	0	0	0	0
8. Delaware.....DE	0	0	0	0	0	0
9. District of Columbia.....DC	0	0	0	0	0	0
10. Florida.....FL	0	0	0	0	0	0
11. Georgia.....GA	0	0	0	0	0	0
12. Hawaii.....HI	0	0	0	0	0	0
13. Idaho.....ID	0	0	0	0	0	0
14. Illinois.....IL	0	0	0	0	0	0
15. Indiana.....IN	0	0	0	0	0	0
16. Iowa.....IA	0	0	0	0	0	0
17. Kansas.....KS	0	0	0	0	0	0
18. Kentucky.....KY	0	0	0	0	0	0
19. Louisiana.....LA	0	0	0	0	0	0
20. Maine.....ME	0	0	0	0	0	0
21. Maryland.....MD	0	0	0	0	0	0
22. Massachusetts.....MA	0	0	0	0	0	0
23. Michigan.....MI	0	0	0	0	0	0
24. Minnesota.....MN	0	0	0	0	0	0
25. Mississippi.....MS	0	0	0	0	0	0
26. Missouri.....MO	0	0	0	0	0	0
27. Montana.....MT	0	0	0	0	0	0
28. Nebraska.....NE	0	0	0	0	0	0
29. Nevada.....NV	0	0	0	0	0	0
30. New Hampshire.....NH	0	0	0	0	0	0
31. New Jersey.....NJ	0	0	0	0	0	0
32. New Mexico.....NM	0	0	0	0	0	0
33. New York.....NY	0	0	0	0	0	0
34. North Carolina.....NC	0	0	0	0	0	0
35. North Dakota.....ND	0	0	0	0	0	0
36. Ohio.....OH	0	0	0	0	0	0
37. Oklahoma.....OK	0	0	0	0	0	0
38. Oregon.....OR	0	0	0	0	0	0
39. Pennsylvania.....PA	0	0	0	0	0	0
40. Rhode Island.....RI	0	0	0	0	0	0
41. South Carolina.....SC	0	0	0	0	0	0
42. South Dakota.....SD	0	0	0	0	0	0
43. Tennessee.....TN	0	0	0	0	0	0
44. Texas.....TX	0	0	0	0	0	0
45. Utah.....UT	0	0	0	0	0	0
46. Vermont.....VT	0	0	0	0	0	0
47. Virginia.....VA	0	0	0	0	0	0
48. Washington.....WA	0	0	0	0	0	0
49. West Virginia.....WV	0	0	0	0	0	0
50. Wisconsin.....WI	0	0	0	0	0	0
51. Wyoming.....WY	0	0	0	0	0	0
52. American Samoa.....AS	0	0	0	0	0	0
53. Guam.....GU	0	0	0	0	0	0
54. Puerto Rico.....PR	0	0	0	0	0	0
55. US Virgin Islands.....VI	0	0	0	0	0	0
56. Northern Mariana Islands.....MP	0	0	0	0	0	0
57. Canada.....CAN	0	0	0	0	0	0
58. Aggregate Other Alien.....OT	0	0	0	0	0	0
59. Totals.....	0	0	0	0	0	0

NONE

SCHEDULE Y

PART 1A - DETAIL OF INSURANCE HOLDING COMPANY SYSTEM

1	2	3	4	5	6	7	8	9	10	11	12	13	14	15
Group Code	Group Name	NAIC Company Code	Federal ID Number	Federal RSSD	CIK	Name of Securities Exchange if Publicly Traded (U.S. or International)	Names of Parent, Subsidiaries or Affiliates	Domiciliary Location	Relationship to Reporting Entity	Directly Controlled by (Name of Entity/Person)	Type of Control (Ownership Board, Management Attorney-in-Fact, Influence, Other)	If Control is Ownership Provide Percentage	Ultimate Controlling Entity(ies)/Person(s)	*
Members														
0.....		0.....	31-1544320	0.....	0000944707	NYSE.....	American Financial Group, Inc.....	OH.....	UIP.....		Ownership.....0.000		0.....
0.....		0.....	31-6549738	0.....	0.....		American Financial Capital Trust II.....	DE.....	NIA.....	American Financial Group, Inc.....	Ownership.....	...100.000	American Financial Group, Inc.....	0.....
0.....		0.....	16-6543606	0.....	0.....		American Financial Capital Trust III.....	DE.....	NIA.....	American Financial Group, Inc.....	Ownership.....	...100.000	American Financial Group, Inc.....	0.....
0.....		0.....	16-6543609	0.....	0.....		American Financial Capital Trust IV.....	DE.....	NIA.....	American Financial Group, Inc.....	Ownership.....	...100.000	American Financial Group, Inc.....	0.....
0.....		0.....	31-0996797	0.....	0.....		American Financial Enterprises, Inc.....	CT.....	NIA.....	American Financial Group, Inc.....	Ownership.....	...100.000	American Financial Group, Inc.....	0.....
0.....		0.....	31-0828578	0.....	0.....		American Money Management Corporation.....	OH.....	NIA.....	American Financial Group, Inc.....	Ownership.....	...100.000	American Financial Group, Inc.....	0.....
0.....		0.....	27-1577326	0.....	0.....		American Real Estate Capital Company, LLC.....	OH.....	NIA.....	American Money Management Corporation.....	Ownership.....	...80.000	American Financial Group, Inc.....	0.....
0.....		0.....	27-2829629	0.....	0.....		MidMarket Capital Partners, LLC.....	DE.....	NIA.....	American Money Management Corporation.....	Ownership.....	...65.000	American Financial Group, Inc.....	0.....
0.....		0.....	41-2112001	0.....	0.....		APU Holding Company.....	OH.....	NIA.....	American Financial Group, Inc.....	Ownership.....	...100.000	American Financial Group, Inc.....	0.....
0.....		0.....	23-6000765	0.....	0.....		American Premier Underwriters, Inc.....	PA.....	NIA.....	APU Holding Company.....	Ownership.....	...100.000	American Financial Group, Inc.....	0.....
0.....		0.....	23-6297584	0.....	0.....		The Associates of the Jersey Company.....	NJ.....	NIA.....	American Premier Underwriters, Inc.....	Ownership.....	...100.000	American Financial Group, Inc.....	0.....
0.....		0.....	37-1094159	0.....	0.....		Cal Coal, Inc.....	IL.....	NIA.....	American Premier Underwriters, Inc.....	Ownership.....	...100.000	American Financial Group, Inc.....	0.....
0.....		0.....	95-2802826	0.....	0.....		Great Southwest Corporation.....	DE.....	NIA.....	American Premier Underwriters, Inc.....	Ownership.....	...100.000	American Financial Group, Inc.....	0.....
0.....		0.....	35-6001691	0.....	0.....		The Indianapolis Union Railway Company.....	IN.....	NIA.....	American Premier Underwriters, Inc.....	Ownership.....	...100.000	American Financial Group, Inc.....	0.....
0.....		0.....	13-6400464	0.....	0.....		Lehigh Valley Railroad Company.....	PA.....	NIA.....	American Premier Underwriters, Inc.....	Ownership.....	...100.000	American Financial Group, Inc.....	0.....
0.....		0.....	46-1665396	0.....	0.....		Pennsylvania Lehigh Oil & Gas Holdings LLC.....	PA.....	NIA.....	Lehigh Valley Railroad Company.....	Ownership.....	...100.000	American Financial Group, Inc.....	0.....
0.....		0.....	20-1548213	0.....	0.....		Magnolia Alabama Holdings, Inc.....	DE.....	NIA.....	American Premier Underwriters, Inc.....	Ownership.....	...100.000	American Financial Group, Inc.....	0.....
0.....		0.....	20-1574094	0.....	0.....		Magnolia Alabama Holdings LLC.....	AL.....	NIA.....	Magnolia Alabama Holdings, Inc.....	Ownership.....	...100.000	American Financial Group, Inc.....	0.....
0.....		0.....	46-1852532	0.....	0.....		Michigan Oil & Gas Holdings, LLC.....	MI.....	NIA.....	American Premier Underwriters, Inc.....	Ownership.....	...100.000	American Financial Group, Inc.....	0.....
0.....		0.....	46-1480078	0.....	0.....		Ohio Oil & Gas Holdings, LLC.....	OH.....	NIA.....	American Premier Underwriters, Inc.....	Ownership.....	...100.000	American Financial Group, Inc.....	0.....
0.....		0.....	13-6021353	0.....	0.....		The Owasco River Railway, Inc.....	NY.....	NIA.....	American Premier Underwriters, Inc.....	Ownership.....	...100.000	American Financial Group, Inc.....	0.....
0.....		0.....	31-1236926	0.....	0.....		PCC Real Estate, Inc.....	NY.....	NIA.....	American Premier Underwriters, Inc.....	Ownership.....	...100.000	American Financial Group, Inc.....	0.....
0.....		0.....	76-0080537	0.....	0.....		PCC Technical Industries, Inc.....	DE.....	NIA.....	American Premier Underwriters, Inc.....	Ownership.....	...100.000	American Financial Group, Inc.....	0.....
0.....		0.....	31-1388401	0.....	0.....		PCC Maryland Realty Corp.....	MD.....	NIA.....	PCC Technical Industries, Inc.....	Ownership.....	...100.000	American Financial Group, Inc.....	0.....
0.....		0.....	06-1209709	0.....	0.....		Penn Central Energy Management Company.....	DE.....	NIA.....	American Premier Underwriters, Inc.....	Ownership.....	...100.000	American Financial Group, Inc.....	0.....
0.....		0.....	23-1537928	0.....	0.....		Penn Towers, Inc.....	PA.....	NIA.....	American Premier Underwriters, Inc.....	Ownership.....	...100.000	American Financial Group, Inc.....	0.....
0.....		0.....	23-6000766	0.....	0.....		Pennsylvania-Reading Seashore Lines.....	NJ.....	NIA.....	American Premier Underwriters, Inc.....	Ownership.....	...66.670	American Financial Group, Inc.....	0.....
0.....		0.....	23-6207599	0.....	0.....		Pittsburgh and Cross Creek Railroad Company.....	PA.....	NIA.....	American Premier Underwriters, Inc.....	Ownership.....	...83.000	American Financial Group, Inc.....	0.....
0.....		0.....	23-1707450	0.....	0.....		Terminal Realty Penn Co.....	DC.....	NIA.....	American Premier Underwriters, Inc.....	Ownership.....	...100.000	American Financial Group, Inc.....	0.....
0.....		0.....	23-1675796	0.....	0.....		Waynesburg Southern Railroad Company.....	PA.....	NIA.....	American Premier Underwriters, Inc.....	Ownership.....	...100.000	American Financial Group, Inc.....	0.....
0.....		0.....	0.....	0.....	0.....		GAI Insurance Company, Ltd.....	BMU.....	IA.....	APU Holding Company.....	Ownership.....	...100.000	American Financial Group, Inc.....	0.....
0.....		0.....	31-1446308	0.....	0.....		Hangar Acquisition Corp.....	OH.....	NIA.....	APU Holding Company.....	Ownership.....	...100.000	American Financial Group, Inc.....	0.....
0.....		0.....	0.....	0.....	0.....		Lease & Loan Insurance Services Limited.....	GBR.....	NIA.....	APU Holding Company.....	Ownership.....	...100.000	American Financial Group, Inc.....	0.....
0.....		0.....	91-1242743	0.....	0.....		Premier Lease & Loan Services Insurance Agency, Inc.....	WA.....	NIA.....	APU Holding Company.....	Ownership.....	...100.000	American Financial Group, Inc.....	0.....
0.....		0.....	91-1508644	0.....	0.....		Premier Lease & Loan Services of Canada, Inc.....	WA.....	NIA.....	APU Holding Company.....	Ownership.....	...100.000	American Financial Group, Inc.....	0.....
0084.....	American Financial Group, Inc.....	22179.....	95-2801326	0.....	0.....		Republic Indemnity Company of America.....	CA.....	IA.....	APU Holding Company.....	Ownership.....	...100.000	American Financial Group, Inc.....	0.....

SCHEDULE Y

PART 1A - DETAIL OF INSURANCE HOLDING COMPANY SYSTEM

1	2	3	4	5	6	7	8	9	10	11	12	13	14	15
Group Code	Group Name	NAIC Company Code	Federal ID Number	Federal RSSD	CIK	Name of Securities Exchange if Publicly Traded (U.S. or International)	Names of Parent, Subsidiaries or Affiliates	Domiciliary Location	Relationship to Reporting Entity	Directly Controlled by (Name of Entity/Person)	Type of Control (Ownership Board, Management Attorney-in-Fact, Influence, Other)	If Control is Ownership Provide Percentage	Ultimate Controlling Entity(ies)/Person(s)	*
0084	American Financial Group, Inc.	43753	31-1054123	0	0		Republic Indemnity Company of California	CA	IA	Republic Indemnity Company of America	Ownership	100.000	American Financial Group, Inc.	0
0		0	31-1262960	0	0		Risico Management Corporation	DE	NIA	APU Holding Company	Ownership	100.000	American Financial Group, Inc.	0
0		0	31-0823725	0	0		Dixie Terminal Corporation	OH	NIA	American Financial Group, Inc	Ownership	100.000	American Financial Group, Inc.	0
0		0	31-1733037	0	0		Flextech Holding Co., Inc.	OH	NIA	American Financial Group, Inc	Ownership	100.000	American Financial Group, Inc.	0
0		0	98-0606803	0	0		GAI Holding Bermuda Ltd	BMU	NIA	American Financial Group, Inc	Ownership	100.000	American Financial Group, Inc.	0
0		0	98-0556144	0	0		GAI Indemnity, Ltd.	GBR	IA	GAI Holding Bermuda Ltd.	Ownership	100.000	American Financial Group, Inc.	0
0		0	0	0	0		Marketform Group Limited	GBR	NIA	GAI Holding Bermuda Ltd.	Ownership	100.000	American Financial Group, Inc.	0
0		0	0	0	0		Marketform Holdings Limited	GBR	NIA	Marketform Group Limited	Ownership	100.000	American Financial Group, Inc.	0
0		0	0	0	0		Caduceus Underwriting Limited	GBR	IA	Marketform Holdings Limited	Ownership	100.000	American Financial Group, Inc.	0
0		0	98-0412245	0	0		Lavenham Underwriting Limited	GBR	IA	Marketform Holdings Limited	Ownership	100.000	American Financial Group, Inc.	0
0		0	0	0	0		Marketform Limited	GBR	NIA	Marketform Holdings Limited	Ownership	100.000	American Financial Group, Inc.	0
0		0	0	0	0		Gabinete Marketform SL	ESP	NIA	Marketform Limited	Ownership	100.000	American Financial Group, Inc.	0
0		0	0	0	0		Marketform Australia Pty Limited	AUS	NIA	Marketform Limited	Ownership	100.000	American Financial Group, Inc.	0
0		0	0	0	0		Studio Marketform SRL	ITA	NIA	Marketform Limited	Ownership	100.000	American Financial Group, Inc.	0
0		0	0	0	0		Marketform Management Services Limited	GBR	NIA	Marketform Holdings Limited	Ownership	100.000	American Financial Group, Inc.	0
0		0	0	0	0		Marketform Managing Agency Limited	GBR	NIA	Marketform Holdings Limited	Ownership	100.000	American Financial Group, Inc.	0
0		0	98-0431601	0	0		Sampford Underwriting Limited	GBR	IA	Marketform Holdings Limited	Ownership	100.000	American Financial Group, Inc.	0
0		0	0	0	0		Marketform Trust Company Limited	GBR	NIA	Marketform Group Limited	Ownership	100.000	American Financial Group, Inc.	0
0		0	06-1356481	0	0		Great American Financial Resources, Inc	DE	NIA	American Financial Group, Inc	Ownership	100.000	American Financial Group, Inc.	1
0		0	31-1475936	0	0		AAG Holding Company, Inc	OH	NIA	Great American Financial Resources, Inc	Ownership	100.000	American Financial Group, Inc.	0
0		0	58-646032	0	0		Great American Financial Statutory Trust IV	CT	NIA	AAG Holding Company, Inc	Ownership	100.000	American Financial Group, Inc.	0
0084	American Financial Group, Inc.	63312	13-1935920	0	0		Great American Life Insurance Company	OH	IA	AAG Holding Company, Inc	Ownership	100.000	American Financial Group, Inc.	0
0		0	45-2969767	0	0		Aerielle IP Holdings, LLC	OH	NIA	Great American Life Insurance Company	Ownership	62.500	American Financial Group, Inc.	2
0		0	26-4391696	0	0		Aerielle, LLC	DE	NIA	Great American Life Insurance Company	Ownership	62.500	American Financial Group, Inc.	2
0084	American Financial Group, Inc.	93661	31-1021738	0	0		Annuity Investors Life Insurance Company	OH	IA	Great American Life Insurance Company	Ownership	100.000	American Financial Group, Inc.	0
0		0	27-4078277	0	0		Bay Bridge Marina Hemingway's Restaurant, LLC	MD	NIA	Great American Life Insurance Company	Ownership	85.000	American Financial Group, Inc.	0
0		0	27-0513333	0	0		Bay Bridge Marina Management, LLC	MD	NIA	Great American Life Insurance Company	Ownership	85.000	American Financial Group, Inc.	0
0		0	20-1246122	0	0		Brothers Management, LLC	FL	NIA	Great American Life Insurance Company	Ownership	99.000	American Financial Group, Inc.	0
0		0	45-3988240	0	0		FT Liquidation, LLC	OH	NIA	Great American Life Insurance Company	Ownership	100.000	American Financial Group, Inc.	0
0		0	20-4604276	0	0		GALIC - Bay Bridge Marina, LLC	MD	NIA	Great American Life Insurance Company	Ownership	100.000	American Financial Group, Inc.	0
0		0	45-5565693	0	0		GALIC-Sorrento, LLC	FL	NIA	Great American Life Insurance Company	Ownership	65.000	American Financial Group, Inc.	2
0		0	45-3829557	0	0		GALIC - Stoneleigh, LLC	FL	NIA	Great American Life Insurance Company	Ownership	100.000	American Financial Group, Inc.	0
0		0	31-1391777	0	0		GALIC Brothers, Inc	OH	NIA	Great American Life Insurance Company	Ownership	80.000	American Financial Group, Inc.	0
0		0	45-1144095	0	0		GALIC Pointe, LLC	FL	NIA	Great American Life Insurance Company	Ownership	65.000	American Financial Group, Inc.	2
0		0	26-3260520	0	0		Manhattan National Holding Corporation	OH	NIA	Great American Life Insurance Company	Ownership	100.000	American Financial Group, Inc.	0
0084	American Financial Group, Inc.	67083	45-0252531	0	0		Manhattan National Life Insurance Company	IL	IA	Manhattan National Holding Corporation	Ownership	100.000	American Financial Group, Inc.	0
0		0	52-2179330	0	0		Skipjack Marina Corp	MD	NIA	Great American Life Insurance Company	Ownership	100.000	American Financial Group, Inc.	0

98.1

SCHEDULE Y

PART 1A - DETAIL OF INSURANCE HOLDING COMPANY SYSTEM

1	2	3	4	5	6	7	8	9	10	11	12	13	14	15
Group Code	Group Name	NAIC Company Code	Federal ID Number	Federal RSSD	CIK	Name of Securities Exchange if Publicly Traded (U.S. or International)	Names of Parent, Subsidiaries or Affiliates	Domiciliary Location	Relationship to Reporting Entity	Directly Controlled by (Name of Entity/Person)	Type of Control (Ownership Board, Management Attorney-in-Fact, Influence, Other)	If Control is Ownership Provide Percentage	Ultimate Controlling Entity(ies)/Person(s)	*
0		0	74-2180806	0	0		United Teacher Associates, Ltd.	TX	NIA	AAG Holding Company, Inc.	Ownership	100.000	American Financial Group, Inc.	1
0084	American Financial Group, Inc.	63479	58-0869673	0	0		United Teacher Associates Insurance Company	TX	IA	United Teacher Associates, Ltd.	Ownership	100.000	American Financial Group, Inc.	0
0		0	31-1422717	0	0		AAG Insurance Agency, Inc.	KY	NIA	Great American Financial Resources, Inc.	Ownership	100.000	American Financial Group, Inc.	0
0		0	34-1017531	0	0		Ceres Group, Inc.	DE	NIA	Great American Financial Resources, Inc.	Ownership	100.000	American Financial Group, Inc.	0
0		0	34-1880408	0	0		Ceres Administrators, L.L.C.	DE	NIA	Ceres Group, Inc.	Ownership	100.000	American Financial Group, Inc.	0
0		0	34-1947043	0	0		Ceres Sales, LLC	DE	NIA	Ceres Group, Inc.	Ownership	100.000	American Financial Group, Inc.	0
0		0	34-1920479	0	0		HealthMark Sales, LLC	DE	NIA	Ceres Sales, LLC	Ownership	100.000	American Financial Group, Inc.	0
0		0	47-0717079	0	0		Continental General Corporation	NE	NIA	Ceres Group, Inc.	Ownership	100.000	American Financial Group, Inc.	0
0084	American Financial Group, Inc.	71404	47-0463747	0	0		Continental General Insurance Company	OH	IA	Continental General Corporation	Ownership	100.000	American Financial Group, Inc.	0
0		0	47-0562685	0	0		Continental Print & Photo Co.	NE	NIA	Continental General Corporation	Ownership	100.000	American Financial Group, Inc.	0
0		0	34-1947042	0	0		QQAgency of Texas, Inc.	TX	NIA	Ceres Group, Inc.	Ownership	100.000	American Financial Group, Inc.	0
0		0	31-1395344	0	0		Great American Advisors, Inc.	OH	NIA	Great American Financial Resources, Inc.	Ownership	100.000	American Financial Group, Inc.	0
0		0	42-1575938	0	0		Great American Holding, Inc.	OH	NIA	American Financial Group, Inc.	Ownership	100.000	American Financial Group, Inc.	0
0		0	27-3062314	0	0		Agricultural Services, LLC	OH	NIA	Great American Holding, Inc.	Ownership	100.000	American Financial Group, Inc.	0
0		0	45-4110027	0	0		Unites States Commodities Producers LLC	MT	NIA	Agricultural Services, LLC	Ownership	75.000	American Financial Group, Inc.	0
0084	American Financial Group, Inc.	14084	27-4395897	0	0		Livestock Market Enhancement Risk Retention Group	NV	IA	Unites States Commodities Producers LLC	Ownership	1.000	American Financial Group, Inc.	2
0		0	27-2354685	0	0		United States Livestock Producers, LLC	NV	NIA	Agricultural Services, LLC	Ownership	75.000	American Financial Group, Inc.	0
0084	American Financial Group, Inc.	14084	27-4395897	0	0		Livestock Market Enhancement Risk Retention Group	NV	IA	United States Livestock Producers, LLC	Ownership	99.000	American Financial Group, Inc.	2
0084	American Financial Group, Inc.	35351	31-0912199	0	0		American Empire Surplus Lines Insurance Company	DE	IA	Great American Holding, Inc.	Ownership	100.000	American Financial Group, Inc.	0
0084	American Financial Group, Inc.	37990	31-0973761	0	0		American Empire Insurance Company	OH	IA	American Empire Surplus Lines Insurance Company	Ownership	100.000	American Financial Group, Inc.	0
0		0	59-1671722	0	0		American Empire Underwriters, Inc.	TX	NIA	American Empire Insurance Company	Ownership	100.000	American Financial Group, Inc.	0
0		0		0	0		GAI Australia Pty Ltd.	AUS	NIA	Great American Holding, Inc.	Ownership	100.000	American Financial Group, Inc.	0
0		0		0	0		Great American International Insurance Limited	IRL	IA	Great American Holding, Inc.	Ownership	100.000	American Financial Group, Inc.	0
0084	American Financial Group, Inc.	23418	73-0556513	0	0		Mid-Continent Casualty Company	OH	IA	Great American Holding, Inc.	Ownership	100.000	American Financial Group, Inc.	0
0084	American Financial Group, Inc.	15380	73-1406844	0	0		Mid-Continent Assurance Company	OH	IA	Mid-Continent Casualty Company	Ownership	100.000	American Financial Group, Inc.	0
0084	American Financial Group, Inc.	13794	38-3803661	0	0		Mid-Continent Excess and Surplus Insurance Company	DE	IA	Mid-Continent Casualty Company	Ownership	100.000	American Financial Group, Inc.	0
0		0	30-0571535	0	0		Mid-Continent Specialty Insurance Services, Inc.	OK	NIA	Mid-Continent Casualty Company	Ownership	100.000	American Financial Group, Inc.	0
0084	American Financial Group, Inc.	23426	73-0773259	0	0		Oklahoma Surety Company	OH	IA	Mid-Continent Casualty Company	Ownership	100.000	American Financial Group, Inc.	0
0		0	98-0627464	0	0		Premier International Insurance Company	TCA	IA	Great American Holding, Inc.	Ownership	100.000	American Financial Group, Inc.	0
0084	American Financial Group, Inc.	16691	31-0501234	0	0		Great American Insurance Company	OH	UDP	American Financial Group, Inc.	Ownership	100.000	American Financial Group, Inc.	0
0		0	45-2969767	0	0		Aerielle IP Holdings, LLC	OH	NIA	Great American Insurance Company	Ownership	37.500	American Financial Group, Inc.	2
0		0	26-4391696	0	0		Aerielle, LLC	DE	NIA	Great American Insurance Company	Ownership	37.500	American Financial Group, Inc.	2
0		0	31-1463075	0	0		American Signature Underwriters, Inc.	OH	NIA	Great American Insurance Company	Ownership	100.000	American Financial Group, Inc.	0
0		0	59-2840291	0	0		Brothers Property Corporation	OH	NIA	Great American Insurance Company	Ownership	80.000	American Financial Group, Inc.	0
0		0	20-5173494	0	0		Brothers Le Pavillon, LLC	DE	NIA	Brothers Property Corporation	Ownership	100.000	American Financial Group, Inc.	0
0		0	20-5173589	0	0		Brothers Le Pavillon (SPE), LLC	DE	NIA	Brothers Le Pavillon, LLC	Ownership	100.000	American Financial Group, Inc.	0

98.2

SCHEDULE Y

PART 1A - DETAIL OF INSURANCE HOLDING COMPANY SYSTEM

1	2	3	4	5	6	7	8	9	10	11	12	13	14	15
Group Code	Group Name	NAIC Company Code	Federal ID Number	Federal RSSD	CIK	Name of Securities Exchange if Publicly Traded (U.S. or International)	Names of Parent, Subsidiaries or Affiliates	Domiciliary Location	Relationship to Reporting Entity	Directly Controlled by (Name of Entity/Person)	Type of Control (Ownership Board, Management Attorney-in-Fact, Influence, Other)	If Control is Ownership Provide Percentage	Ultimate Controlling Entity(ies)/Person(s)	*
0		0	25-1754638	0	0		Brothers Pennsylvanian Corporation.....	PA.....	NIA.....	Brothers Property Corporation.....	Ownership.....	100.000	American Financial Group, Inc.....	0
0		0	59-2840294	0	0		Brothers Property Management Corporation.....	OH.....	NIA.....	Brothers Property Corporation.....	Ownership.....	100.000	American Financial Group, Inc.....	0
0		0	20-4498054	0	0		Crescent Centre Apartments.....	OH.....	NIA.....	Great American Insurance Company.....	Ownership.....	100.000	American Financial Group, Inc.....	1
0		0	31-1277904	0	0		Crop Managers Insurance Agency, Inc.....	KS.....	NIA.....	Great American Insurance Company.....	Ownership.....	100.000	American Financial Group, Inc.....	0
0		0	31-0589001	0	0		Dempsey & Siders Agency, Inc.....	OH.....	NIA.....	Great American Insurance Company.....	Ownership.....	100.000	American Financial Group, Inc.....	0
0		0	31-1341668	0	0		Eden Park Insurance Brokers, Inc.....	CA.....	NIA.....	Great American Insurance Company.....	Ownership.....	100.000	American Financial Group, Inc.....	0
0		0		0	0		El Aguila, Compañía de Seguros, S.A. de C.V.....	MEX.....	IA.....	Great American Insurance Company.....	Ownership.....	100.000	American Financial Group, Inc.....	0
0		0		0	0		Financidora de Primas Condor, S.A. de C.V.....	MEX.....	NIA.....	El Aguila, Compañía de Seguros, S.A. de C.V.....	Ownership.....	99.000	American Financial Group, Inc.....	0
0		0	39-1404033	0	0		Farmers Crop Insurance Alliance, Inc.....	KS.....	NIA.....	Great American Insurance Company.....	Ownership.....	100.000	American Financial Group, Inc.....	0
0		0	13-3628555	0	0		FCIA Management Company, Inc.....	NY.....	NIA.....	Great American Insurance Company.....	Ownership.....	100.000	American Financial Group, Inc.....	0
0		0		0	0		Foreign Credit Insurance Association.....	NY.....	OTH.....	Great American Insurance Company.....	Management.....	0.000	American Financial Group, Inc.....	3
0		0	31-1753938	0	0		GAI Warranty Company.....	OH.....	NIA.....	Great American Insurance Company.....	Ownership.....	100.000	American Financial Group, Inc.....	0
0		0	31-1765544	0	0		GAI Warranty Company of Florida.....	FL.....	NIA.....	GAI Warranty Company.....	Ownership.....	100.000	American Financial Group, Inc.....	0
0		0		0	0		GAI Warranty Company of Canada Inc.....	CAN.....	NIA.....	Great American Insurance Company.....	Ownership.....	100.000	American Financial Group, Inc.....	0
0		0	45-5565693	0	0		GALIC-Sorrento, LLC.....	FL.....	NIA.....	Great American Insurance Company.....	Ownership.....	35.000	American Financial Group, Inc.....	2
0		0	45-1144095	0	0		GALIC Pointe, LLC.....	FL.....	NIA.....	Great American Insurance Company.....	Ownership.....	35.000	American Financial Group, Inc.....	2
0		0	61-1329718	0	0		Global Premier Finance Company.....	OH.....	NIA.....	Great American Insurance Company.....	Ownership.....	100.000	American Financial Group, Inc.....	0
0		0	74-2693636	0	0		Great American Agency of Texas, Inc.....	TX.....	NIA.....	Great American Insurance Company.....	Ownership.....	100.000	American Financial Group, Inc.....	0
0084	American Financial Group, Inc.....	26832	95-1542353	0	0		Great American Alliance Insurance Company.....	OH.....		Great American Insurance Company.....	Ownership.....	100.000	American Financial Group, Inc.....	0
0084	American Financial Group, Inc.....	26344	15-6020948	0	0		Great American Assurance Company.....	OH.....	IA.....	Great American Insurance Company.....	Ownership.....	100.000	American Financial Group, Inc.....	0
0084	American Financial Group, Inc.....	39896	61-0983091	0	0		Great American Casualty Insurance Company.....	OH.....	IA.....	Great American Insurance Company.....	Ownership.....	100.000	American Financial Group, Inc.....	0
0		0	31-1228726	0	0		Great American Claims Services, Inc.....	DE.....	NIA.....	Great American Insurance Company.....	Ownership.....	100.000	American Financial Group, Inc.....	0
0084	American Financial Group, Inc.....	10646	36-4079497	0	0		Great American Contemporary Insurance Company.....	OH.....	IA.....	Great American Insurance Company.....	Ownership.....	100.000	American Financial Group, Inc.....	0
0084	American Financial Group, Inc.....	37532	31-0954439	0	0		Great American E & S Insurance Company.....	DE.....	IA.....	Great American Insurance Company.....	Ownership.....	100.000	American Financial Group, Inc.....	0
0084	American Financial Group, Inc.....	41858	31-1036473	0	0		Great American Fidelity Insurance Company.....	DE.....	IA.....	Great American Insurance Company.....	Ownership.....	100.000	American Financial Group, Inc.....	0
0		0	31-1652643	0	0		Great American Insurance Agency, Inc.....	OH.....	NIA.....	Great American Insurance Company.....	Ownership.....	100.000	American Financial Group, Inc.....	0
0084	American Financial Group, Inc.....	22136	13-5539046	0	0		Great American Insurance Company of New York.....	NY.....	IA.....	Great American Insurance Company.....	Ownership.....	100.000	American Financial Group, Inc.....	0
0084	American Financial Group, Inc.....	38024	31-0974853	0	0		Great American Lloyd's Insurance Company.....	TX.....	IA.....	Great American Insurance Company.....	Other.....	0.000	American Financial Group, Inc.....	4
0		0	31-1073664	0	0		Great American Lloyd's, Inc.....	TX.....	NIA.....	Great American Insurance Company.....	Ownership.....	100.000	American Financial Group, Inc.....	0
0		0	31-0856644	0	0		Great American Management Services, Inc.....	OH.....	NIA.....	Great American Insurance Company.....	Ownership.....	100.000	American Financial Group, Inc.....	0
0084	American Financial Group, Inc.....	38580	31-1288778	0	0		Great American Protection Insurance Company.....	OH.....	IA.....	Great American Insurance Company.....	Ownership.....	100.000	American Financial Group, Inc.....	0
0		0	31-0918893	0	0		Great American Re Inc.....	DE.....	NIA.....	Great American Insurance Company.....	Ownership.....	100.000	American Financial Group, Inc.....	0
0084	American Financial Group, Inc.....	31135	31-1209419	0	0		Great American Security Insurance Company.....	OH.....	IA.....	Great American Insurance Company.....	Ownership.....	100.000	American Financial Group, Inc.....	0
0084	American Financial Group, Inc.....	33723	31-1237970	0	0		Great American Spirit Insurance Company.....	OH.....	IA.....	Great American Insurance Company.....	Ownership.....	100.000	American Financial Group, Inc.....	0
0		0		0	0		Insurance (GB) Limited.....	GBR.....	IA.....	Great American Insurance Company.....	Ownership.....	100.000	American Financial Group, Inc.....	0
0		0	59-1263251	0	0		Key Largo Group, Inc.....	FL.....	NIA.....	Great American Insurance Company.....	Ownership.....	100.000	American Financial Group, Inc.....	0
0		0	34-1607394	0	0001301106	NASDAQ	National Interstate Corporation.....	OH.....	NIA.....	Great American Insurance Company.....	Ownership.....	51.900	American Financial Group, Inc.....	0

983

SCHEDULE Y

PART 1A - DETAIL OF INSURANCE HOLDING COMPANY SYSTEM

1	2	3	4	5	6	7	8	9	10	11	12	13	14	15
Group Code	Group Name	NAIC Company Code	Federal ID Number	Federal RSSD	CIK	Name of Securities Exchange if Publicly Traded (U.S. or International)	Names of Parent, Subsidiaries or Affiliates	Domiciliary Location	Relationship to Reporting Entity	Directly Controlled by (Name of Entity/Person)	Type of Control (Ownership Board, Management Attorney-in-Fact, Influence, Other)	If Control is Ownership Provide Percentage	Ultimate Controlling Entity(ies)/Person(s)	*
0		0	34-1899058	0	0		American Highways Insurance Agency, Inc.....	OH.....	NIA.....	National Interstate Corporation.....	Ownership.....	...100.000	American Financial Group, Inc.....	0.....
0		0	31-1548235	0	0		Explorer RV Insurance Agency, Inc.....	OH.....	NIA.....	National Interstate Corporation.....	Ownership.....	...100.000	American Financial Group, Inc.....	0.....
0		0	98-0191335	0	0		Hudson Indemnity, Ltd.....	CYM.....	IA.....	National Interstate Corporation.....	Ownership.....	...100.000	American Financial Group, Inc.....	0.....
0		0	66-0660039	0	0		Hudson Management Group, Ltd.....	VIR.....	NIA.....	National Interstate Corporation.....	Ownership.....	...100.000	American Financial Group, Inc.....	0.....
0		0	34-1607396	0	0		National Interstate Insurance Agency, Inc.....	OH.....	NIA.....	National Interstate Corporation.....	Ownership.....	...100.000	American Financial Group, Inc.....	0.....
0		0	36-4670968	0	0		Commercial For Hire Transportation Purchasing Group.....	SC.....	NIA.....	National Interstate Insurance Agency, Inc.....	Management.....0.000	American Financial Group, Inc.....	0.....
0084	American Financial Group, Inc.....	32620	34-1607395	0	0		National Interstate Insurance Company.....	OH.....	IA.....	National Interstate Corporation.....	Ownership.....	...100.000	American Financial Group, Inc.....	0.....
0084	American Financial Group, Inc.....	11051	99-0345306	0	0		National Interstate Insurance Company of Hawaii, Inc.....	OH.....	IA.....	National Interstate Insurance Company.....	Ownership.....	...100.000	American Financial Group, Inc.....	0.....
0084	American Financial Group, Inc.....	41106	95-3623282	0	0		Triumphe Casualty Company.....	OH.....	IA.....	National Interstate Insurance Company.....	Ownership.....	...100.000	American Financial Group, Inc.....	0.....
0		0	43-1415856	0	0		Vanliner Group, Inc.....	DE.....	NIA.....	National Interstate Insurance Company.....	Ownership.....	...100.000	American Financial Group, Inc.....	0.....
0		0	43-1254631	0	0		TransProtection Service Company.....	MO.....	NIA.....	Vanliner Group, Inc.....	Ownership.....	...100.000	American Financial Group, Inc.....	0.....
0084	American Financial Group, Inc.....	21172	86-0114294	0	0		Vanliner Insurance Company.....	MO.....	IA.....	Vanliner Group, Inc.....	Ownership.....	...100.000	American Financial Group, Inc.....	0.....
0		0	0	0	0		Vanliner Reinsurance Limited.....	BMU.....	IA.....	Vanliner Group, Inc.....	Ownership.....	...100.000	American Financial Group, Inc.....	0.....
0		0	20-5546054	0	0		Safety Claims and Litigation Services, LLC.....	MT.....	NIA.....	National Interstate Corporation.....	Ownership.....	...100.000	American Financial Group, Inc.....	0.....
0		0	0	0	0		Penn Central U.K. Limited.....	GBR.....	NIA.....	Great American Insurance Company.....	Ownership.....	...100.000	American Financial Group, Inc.....	0.....
0		0	27-2226948	0	0		Pinecrest Place LLC.....	FL.....	NIA.....	Great American Insurance Company.....	Ownership.....	...100.000	American Financial Group, Inc.....	0.....
0		0	871850814	0	0		PLLS Canada Insurance Brokers Inc.....	CAN.....	NIA.....	Great American Insurance Company.....	Ownership.....	...49.000	American Financial Group, Inc.....	0.....
0		0	31-1293064	0	0		Professional Risk Brokers, Inc.....	IL.....	NIA.....	Great American Insurance Company.....	Ownership.....	...100.000	American Financial Group, Inc.....	0.....
0		0	72-1331800	0	0		Strategic Comp Holdings, L.L.C.....	LA.....	NIA.....	Great American Insurance Company.....	Ownership.....	...100.000	American Financial Group, Inc.....	0.....
0		0	36-4517754	0	0		Strategic Comp Services, L.L.C.....	LA.....	NIA.....	Strategic Comp Holdings, L.L.C.....	Ownership.....	...100.000	American Financial Group, Inc.....	0.....
0		0	32-0050970	0	0		Strategic Comp, L.L.C.....	LA.....	NIA.....	Strategic Comp Holdings, L.L.C.....	Ownership.....	...100.000	American Financial Group, Inc.....	0.....
0		0	31-0686194	0	0		One East Fourth, Inc.....	OH.....	NIA.....	American Financial Group, Inc.....	Ownership.....	...100.000	American Financial Group, Inc.....	0.....
0		0	31-0883227	0	0		Pioneer Carpet Mills, Inc.....	OH.....	NIA.....	American Financial Group, Inc.....	Ownership.....	...100.000	American Financial Group, Inc.....	0.....
0		0	31-1737792	0	0		Superior NWN of Ohio, Inc.....	OH.....	NIA.....	American Financial Group, Inc.....	Ownership.....	...100.000	American Financial Group, Inc.....	0.....
0		0	31-1119320	0	0		TEJ Holdings, Inc.....	OH.....	NIA.....	American Financial Group, Inc.....	Ownership.....	...100.000	American Financial Group, Inc.....	0.....
0		0	31-0728327	0	0		Three East Fourth, Inc.....	OH.....	NIA.....	American Financial Group, Inc.....	Ownership.....	...100.000	American Financial Group, Inc.....	0.....

98.4

Asterisk	Explanation
1	Another affiliated company owns 1% or less of the shares.
2	The entity is owned by more than one company within the AFG Group.
3	Great American Insurance Company is the majority member of the Association
4	Beneficial interest and indirect control is established by trust agreements between Great American Insurance Company and each of the underwriters of the Company.

SCHEDULE Y

PART 2 - SUMMARY OF INSURER'S TRANSACTIONS WITH ANY AFFILIATES

1	2	3	4	5	6	7	8	9	10	11	12	13
NAIC Company Code	Federal ID Number	Names of Insurers and Parent, Subsidiaries or Affiliates	Shareholder Dividends	Capital Contributions	Purchases, Sales or Exchanges of Loans, Securities, Real Estate, Mortgage Loans or Other Investments	Income/ (Disbursements) Incurred in Connection with Guarantees or Undertakings for the Benefit of any Affiliate(s)	Management Agreements and Service Contracts	Income/ (Disbursements) Incurred under Reinsurance Agreements	*	Any Other Material Activity Not in the Ordinary Course of the Insurer's Business	Totals	Reinsurance Recoverable/ (Payable) on Losses and/or Reserve Credit Taken/ (Liability)
Affiliated Transactions												
00000	31-1544320	American Financial Group, Inc.	175,000,000	.0	.0	.0	112,347,608	.0	.	.0	287,347,608	.0
00000	41-2112001	APU Holding Company	20,000,000	.0	.0	.0	.0	.0	.	.0	20,000,000	.0
00000		GAI Insurance Company, Ltd.	(5,000,000)	.0	.0	.0	.0	.0	.	.0	(5,000,000)	.0
22179	95-2801326	Republic Indemnity Company of America	(12,500,000)	.0	.0	.0	.0	.0	*	.0	(12,500,000)	(26,128,425)
43753	31-1054123	Republic Indemnity Company of California	(2,500,000)	.0	.0	.0	.0	.0	*	.0	(2,500,000)	.0
00000		Lloyd's Syndicate 2468 (United Kingdom)	.0	.0	.0	.0	.0	.0	.	.0	.0	(3,104,000)
00000	98-0412245	Lavenham Underwriting Limited	.0	.0	.0	.0	.0	.0	.	.0	.0	11,632,124
00000	98-0431601	Sampford Underwriting Limited	.0	.0	.0	.0	.0	.0	.	.0	.0	12,381,893
00000	31-1475936	AAG Holding Company, Inc.	.0	(60,147,872)	.0	.0	.0	.0	.	.0	(60,147,872)	.0
63312	13-1935920	Great American Life Insurance Company	1,885,155	50,789,156	.0	.0	(112,347,608)	.0	.	.0	(59,673,297)	25,057,661
00000	36-3383108	Consolidated Financial Corporation	(1,885,155)	.0	.0	.0	.0	.0	.	.0	(1,885,155)	.0
00000		GALIC - Sorrento, LLC	.0	13,670,529	.0	.0	.0	.0	.	.0	13,670,529	.0
00000	45-1144095	GALIC Pointe, LLC	.0	500,000	.0	.0	.0	.0	.	.0	500,000	.0
00000	20-3568924	Loyal American Holding Corporation	.0	(59,952,628)	.0	.0	.0	.0	.	.0	(59,952,628)	.0
65722	63-0343428	Loyal American Life Insurance Company	12,435,975	49,393,882	.0	.0	.0	.0	.	.0	61,829,857	.0
00000	45-4121852	GALAC Holding Company	(7,044,302)	8,248,382	.0	.0	.0	.0	.	.0	1,204,080	.0
62200	95-2496321	Great American Life Assurance Company	(5,391,673)	2,404,000	.0	.0	.0	.0	.	.0	(2,987,673)	.0
63479	58-0869673	United Teacher Associates Insurance Company	.0	.0	.0	.0	.0	.0	.	.0	.0	(25,057,661)
88366	59-2760189	American Retirement Life Insurance Company	.0	54,236	.0	.0	.0	.0	.	.0	54,236	.0
00000	34-1017531	Ceres Group, Inc.	.0	(3,320)	.0	.0	.0	.0	.	.0	(3,320)	.0
65269	75-2305400	United Benefit Life Insurance Company	.0	3,320	.0	.0	.0	.0	.	.0	3,320	.0
00000	42-1575938	Great American Holding, Inc.	91,826,280	(50,000)	.0	.0	.0	.0	.	.0	91,776,280	.0
00000	27-2354685	United States Livestock Producers, LLC	.0	(65,300)	.0	.0	.0	.0	.	.0	(65,300)	.0
14084	27-4395897	Livestock Market Enhancement Risk Retention Group	.0	65,300	.0	.0	.0	.0	.	.0	65,300	.0
35351	31-0912199	American Empire Surplus Lines Insurance Company	(7,000,000)	.0	.0	.0	.0	.0	*	.0	(7,000,000)	8,633,000
37990	31-0973761	American Empire Insurance Company	(3,000,000)	.0	.0	.0	.0	.0	*	.0	(3,000,000)	2,000
00000		Great American International Insurance Limited (Ireland)	(1,826,280)	.0	.0	.0	.0	.0	.	.0	(1,826,280)	6,677,000
23418	73-0556513	Mid-Continent Casualty Company	.0	(80,000,000)	.0	.0	.0	.0	*	.0	(80,000,000)	(4,353,000)
00000		Premier International Insurance Company (Turks and Caicos)	.0	50,000	.0	.0	.0	.0	.	.0	50,000	.0
16691	31-0501234	Great American Insurance Company	(145,809,400)	(32,009,685)	.0	.0	.0	.0	*	.0	(177,819,085)	(1,965,017)
00000	13-3628555	FCIA Management Company, Inc.	(110,600)	.0	.0	.0	.0	.0	.	.0	(110,600)	.0
00000	31-1765544	GAI Warranty Company of Florida	.0	.0	.0	.0	.0	.0	.	.0	.0	5,929,000
37532	31-0954439	Great American E & S Insurance Company	.0	10,000,000	.0	.0	.0	.0	*	.0	10,000,000	.0
41858	31-1036473	Great American Fidelity Insurance Company	.0	10,000,000	.0	.0	.0	.0	*	.0	10,000,000	.0
38024	31-0974853	Great American Lloyd's Insurance Company	.0	.0	.0	.0	.0	.0	.	.0	.0	2,403,000
00000		Insurance (GB) Limited (United Kingdom)	.0	.0	.0	.0	.0	.0	.	.0	.0	194,000
00000	59-1263251	Key Largo Group, Inc.	(100,000)	(150,000)	.0	.0	.0	.0	.	.0	(250,000)	.0
00000	34-1607394	National Interstate Corporation	35,520,000	.0	.0	.0	.0	.0	.	.0	35,520,000	.0
00000	98-0191335	Hudson Indemnity, Ltd (Cayman Islands)	.0	.0	.0	.0	.0	.0	.	.0	.0	(205,006,000)
32620	34-1607395	National Interstate Insurance Company	(39,300,000)	.0	.0	.0	.0	.0	*	.0	(39,300,000)	181,317,000
11051	99-0345306	National Interstate Insurance Company of Hawaii, Inc.	(1,100,000)	.0	.0	.0	.0	.0	*	.0	(1,100,000)	8,067,000

SCHEDULE Y

PART 2 - SUMMARY OF INSURER'S TRANSACTIONS WITH ANY AFFILIATES

1	2	3	4	5	6	7	8	9	10	11	12	13
NAIC Company Code	Federal ID Number	Names of Insurers and Parent, Subsidiaries or Affiliates	Shareholder Dividends	Capital Contributions	Purchases, Sales or Exchanges of Loans, Securities, Real Estate, Mortgage Loans or Other Investments	Income/ (Disbursements) Incurred in Connection with Guarantees or Undertakings for the Benefit of any Affiliate(s)	Management Agreements and Service Contracts	Income/ (Disbursements) Incurred under Reinsurance Agreements	*	Any Other Material Activity Not in the Ordinary Course of the Insurer's Business	Totals	Reinsurance Recoverable/ (Payable) on Losses and/or Reserve Credit Taken/ (Liability)
41106.....	95-3623282.....	Triumphe Casualty Company.....	(1,600,000)	.0	.0	.0	.0	.0	*	0	(1,600,000)	182,000
21172.....	86-0114294.....	Vanliner Insurance Company.....	(18,000,000)	.0	.0	.0	.0	.0	*	0	(18,000,000)	5,361,000
00000.....	27-2226948.....	Pinecrest Place LLC.....	.0	200,000	.0	.0	.0	.0	.	0	200,000	.0
00000.....	31-1293064.....	Professional Risk Brokers, Inc.....	(4,500,000)	.0	.0	.0	.0	.0	.	0	(4,500,000)	.0
00000.....	72-1331800.....	Strategic Comp Holdings, L.L.C.....	.0	7,000,000	.0	.0	.0	.0	.	0	7,000,000	.0
9999999	Control Totals.....		.0	.0	.0	.0	.0	.0	XXX	0	.0	2,222,575

Pooling Information

NAIC Code	Name of Insurer	Pooling %	NAIC Code	Name of Insurer	Pooling %
35351	American Empire Surplus Lines Insurance Company	90.00%	16691	Great American Insurance Company	100.00%
37990	American Empire Insurance Company	10.00%	22136	Great American Insurance Company of New York	0.00%
			26832	Great American Alliance Insurance Company	0.00%
23418	Mid-Continent Casualty Company	94.00%	26344	Great American Assurance Company	0.00%
15380	Mid-Continent Assurance Company	3.00%	39896	Great American Casualty Insurance Company	0.00%
23426	Oklahoma Surety Company	3.00%	10646	Great American Contemporary Insurance Company	0.00%
13794	Mid-Continent Excess and Surplus Insurance Company	0.00%	37532	Great American E&S Insurance Company	0.00%
			41858	Great American Fidelity Insurance Company	0.00%
22179	Republic Indemnity Company of America	97.00%	38580	Great American Protection Insurance Company	0.00%
43753	Republic Indemnity Company of California	3.00%	31135	Great American Security Insurance Company	0.00%
			33723	Great American Spirit Insurance Company	0.00%
32620	National Interstate Insurance Company	70.00%			
21172	Vanliner Insurance Company	26.00%			
11051	National Interstate Insurance Company of Hawaii, Inc	2.00%			
41106	Triumphe Casualty Company	2.00%			

99.1

GREAT AMERICAN ALLIANCE INSURANCE COMPANY SUPPLEMENTAL EXHIBITS AND SCHEDULES INTERROGATORIES

The following supplemental reports are required to be filed as part of your statement filing unless specifically waived by the domiciliary state. However, in the event that your domiciliary state waives the filing requirement, your response of WAIVED to the specific interrogatory will be accepted in lieu of filing a "NONE" report and a bar code will be printed below. If the supplement is required of your company but is not being filed for whatever reason enter SEE EXPLANATION and provide an explanation following the interrogatory questions.

MARCH FILING

	Responses
1. Will an actuarial opinion be filed by March 1?	YES
2. Will the Supplemental Compensation Exhibit be filed with the state of domicile by March 1?	YES
3. Will the confidential Risk-Based Capital Report be filed with the NAIC by March 1?	YES
4. Will the confidential Risk-Based Capital Report be filed with the state of domicile, if required, by March 1?	YES

APRIL FILING

5. Will the Insurance Expense Exhibit be filed with the state of domicile and the NAIC by April 1?	YES
6. Will the Management's Discussion and Analysis be filed by April 1?	YES
7. Will the Supplemental Investment Risks Interrogatories be filed by April 1?	YES

MAY FILING

8. Will this company be included in a combined annual statement that is filed with the NAIC by May 1?	YES
---	-----

JUNE FILING

9. Will an audited financial report be filed by June 1?	YES
10. Will Accountants Letter of Qualifications be filed with the state of domicile and electronically with the NAIC by June 1?	YES

AUGUST FILING

11. Will Communication of Internal Control Related Matters Noted in Audit be filed with the state of domicile by August 1?	YES
--	-----

The following supplemental reports are required to be filed as part of your statement filing. However, in the event that your company does not transact the type of business for which the special report must be filed, your response of NO to the specific interrogatory will be accepted in lieu of filing a "NONE" report and a bar code will be printed below. If the supplement is required of your company but is not being filed for whatever reason, enter SEE EXPLANATION and provide an explanation following the interrogatory questions.

MARCH FILING

12. Will Schedule SIS (Stockholder Information Supplement) be filed with the state of domicile by March 1?	NO
13. Will the Financial Guaranty Insurance Exhibit be filed by March 1?	NO
14. Will the Medicare Supplement Insurance Experience Exhibit be filed with the state of domicile and the NAIC by March 1?	NO
15. Will Supplement A to Schedule T (Medical Professional Liability Supplement) be filed by March 1?	NO
16. Will the Trusteed Surplus Statement be filed with the state of domicile and the NAIC by March 1?	NO
17. Will the Premiums Attributed to Protected Cells Exhibit be filed by March 1?	NO
18. Will the Reinsurance Summary Supplemental Filing for General Interrogatory 9 be filed with the state of domicile and the NAIC by March 1?	NO
19. Will the Medicare Part D Coverage Supplement be filed with the state of domicile and the NAIC by March 1?	NO
20. Will the confidential Actuarial Opinion Summary be filed with the state of domicile, if required, by March 15 (or the date otherwise specified)?	YES
21. Will the Reinsurance Attestation Supplement be filed with the state of domicile and the NAIC by March 1?	NO
22. Will the Exceptions to the Reinsurance Attestation Supplement be filed with the state of domicile by March 1?	NO
23. Will the Bail Bond Supplement be filed with the state of domicile and the NAIC by March 1?	NO
24. Will the Director and Officer Insurance Coverage Supplement be filed with the state of domicile and the NAIC by March 1?	NO
25. Will an approval from the reporting entity's state of domicile for relief related to the five-year rotation requirement for lead audit partners be filed electronically with the NAIC by March 1?	NO
26. Will an approval from the reporting entity's state of domicile for relief related to the one-year cooling off period for independent CPA be filed electronically with the NAIC by March 1?	NO
27. Will an approval from the reporting entity's state of domicile for relief related to the Requirements for Audit Committees be filed electronically with the NAIC by March 1?	NO

APRIL FILING

28. Will the Credit Insurance Experience Exhibit be filed with state of domicile and the NAIC by April 1?	NO
29. Will the Long-Term Care Experience Reporting Forms be filed with the state of domicile and the NAIC by April 1?	NO
30. Will the Accident and Health Policy Experience Exhibit be filed by April 1?	NO
31. Will the Supplemental Health Care Exhibit (Parts 1, 2 and 3) be filed with the state of domicile and the NAIC by April 1?	NO
32. Will the regulator only (non-public) Supplemental Health Care Exhibit's Expense Allocation Report be filed with the state of domicile and the NAIC by April 1?	NO

AUGUST FILING

33. Will Management's Report of Internal Control Over Financial Reporting be filed with the state of domicile by August 1?	NO
--	----













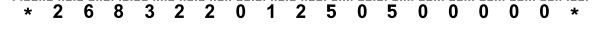


Annual Statement for the year 2012 of the **GREAT AMERICAN ALLIANCE INSURANCE COMPANY**
SUPPLEMENTAL EXHIBITS AND SCHEDULES INTERROGATORIES

The following supplemental reports are required to be filed as part of your statement filing unless specifically waived by the domiciliary state. However, in the event that your domiciliary state waives the filing requirement, your response of WAIVED to the specific interrogatory will be accepted in lieu of filing a "NONE" report and a bar code will be printed below. If the supplement is required of your company but is not being filed for whatever reason enter SEE EXPLANATION and provide an explanation following the interrogatory questions.

EXPLANATIONS:

BAR CODE:

- 1.
- 2.
- 3.
- 4.
- 5.
- 6.
- 7.
- 8.
- 9.
- 10.
- 11.
- 12.
- 13.
- 14.
- 15.
- 16.
- 17.
- 18.
- 19.
- 20.
- 21.
- 22.
- 23.
- 24.
- 25.
- 26.
- 27.

	 * 2 6 8 3 2 2 0 1 2 4 2 0 0 0 0 0 0 *
	 * 2 6 8 3 2 2 0 1 2 2 4 0 0 0 0 0 0 *
	 * 2 6 8 3 2 2 0 1 2 3 6 0 0 0 0 0 0 *
	 * 2 6 8 3 2 2 0 1 2 4 5 5 0 0 0 0 0 *
	 * 2 6 8 3 2 2 0 1 2 4 9 0 0 0 0 0 0 *
	 * 2 6 8 3 2 2 0 1 2 3 8 5 0 0 0 0 0 *
	 * 2 6 8 3 2 2 0 1 2 4 0 1 0 0 0 0 0 *
	 * 2 6 8 3 2 2 0 1 2 3 6 5 0 0 0 0 0 *
	 * 2 6 8 3 2 2 0 1 2 3 9 9 0 0 0 0 0 *
	 * 2 6 8 3 2 2 0 1 2 4 0 0 0 0 0 0 0 *
	 * 2 6 8 3 2 2 0 1 2 5 0 0 0 0 0 0 0 *
	 * 2 6 8 3 2 2 0 1 2 5 0 5 0 0 0 0 0 *
	 * 2 6 8 3 2 2 0 1 2 2 2 4 0 0 0 0 0 *
	 * 2 6 8 3 2 2 0 1 2 2 2 5 0 0 0 0 0 *
	 * 2 6 8 3 2 2 0 1 2 2 2 6 0 0 0 0 0 *

SUPPLEMENTAL EXHIBITS AND SCHEDULES INTERROGATORIES

The following supplemental reports are required to be filed as part of your statement filing unless specifically waived by the domiciliary state. However, in the event that your domiciliary state waives the filing requirement, your response of WAIVED to the specific interrogatory will be accepted in lieu of filing a "NONE" report and a bar code will be printed below. If the supplement is required of your company but is not being filed for whatever reason enter SEE EXPLANATION and provide an explanation following the interrogatory questions.

28.



29.



30.



31.



32.



33.



**Overflow Page
NONE**

**Overflow Page
NONE**

2012 ALPHABETICAL INDEX -- PROPERTY & CASUALTY ANNUAL STATEMENT BLANK

Assets	2	Schedule P-Part 2G-Special Liability (Ocean Marine, Aircraft (All Perils), Boiler & Machinery)	59
Cash Flow	5	Schedule P-Part 2H-Section 1-Other Liability-Occurrence	59
Exhibit of Capital Gains (Losses)	12	Schedule P-Part 2H-Section 2-Other Liability-Claims-Made	59
Exhibit of Net Investment Income	12	Schedule P-Part 2I-Spec. Prop. (Fire, Allied Lines, Inland Marine, Earthquake, Burglary, Theft)	60
Exhibit of Nonadmitted Assets	13	Schedule P-Part 2J-Auto Physical Damage	60
Exhibit of Premiums and Losses (State Page)	19	Schedule P-Part 2K-Fidelity, Surety	60
Five-Year Historical Data	17	Schedule P-Part 2L-Other (Including Credit, Accident and Health)	60
General Interrogatories	15	Schedule P-Part 2M-International	60
Jurat Page	1	Schedule P-Part 2N-Reinsurance - Nonproportional Assumed Property	61
Liabilities, Surplus and Other Funds	3	Schedule P-Part 2O-Reinsurance - Nonproportional Assumed Liability	61
Notes To Financial Statements	14	Schedule P-Part 2P-Reinsurance - Nonproportional Assumed Financial Lines	61
Overflow Page For Write-ins	101	Schedule P-Part 2R-Section 1-Products Liability-Occurrence	62
Schedule A-Part 1	E01	Schedule P-Part 2R-Section 2-Products Liability-Claims-Made	62
Schedule A-Part 2	E02	Schedule P-Part 2S-Financial Guaranty/Mortgage Guaranty	62
Schedule A-Part 3	E03	Schedule P-Part 2T-Warranty	62
Schedule A-Verification Between Years	SI02	Schedule P-Part 3A-Homeowners/Farmowners	63
Schedule B-Part 1	E04	Schedule P-Part 3B-Private Passenger Auto Liability/Medical	63
Schedule B-Part 2	E05	Schedule P-Part 3C-Commercial Auto/Truck Liability/Medical	63
Schedule B-Part 3	E06	Schedule P-Part 3D-Workers' Compensation (Excluding Excess Workers Compensation)	63
Schedule B-Verification Between Years	SI02	Schedule P-Part 3E-Commercial Multiple Peril	63
Schedule BA-Part 1	E07	Schedule P-Part 3F-Section 1-Medical Professional Liability-Occurrence	64
Schedule BA-Part 2	E08	Schedule P-Part 3F-Section 2-Medical Professional Liability-Claims-Made	64
Schedule BA-Part 3	E09	Schedule P-Part 3G-Special Liability (Ocean Marine, Aircraft (All Perils), Boiler & Machinery)	64
Schedule BA-Verification Between Years	SI03	Schedule P-Part 3H-Section 1-Other Liability-Occurrence	64
Schedule D-Part 1	E10	Schedule P-Part 3H-Section 2-Other Liability-Claims-Made	64
Schedule D-Part 1A-Section 1	SI05	Schedule P-Part 3I-Spec. Prop. (Fire, Allied Lines, Inland Marine, Earthquake, Burglary, Theft)	65
Schedule D-Part 1A-Section 2	SI08	Schedule P-Part 3J-Auto Physical Damage	65
Schedule D-Part 2-Section 1	E11	Schedule P-Part 3K-Fidelity/Surety	65
Schedule D-Part 2-Section 2	E12	Schedule P-Part 3L-Other (Including Credit, Accident and Health)	65
Schedule D-Part 3	E13	Schedule P-Part 3M-International	65
Schedule D-Part 4	E14	Schedule P-Part 3N-Reinsurance - Nonproportional Assumed Property	66
Schedule D-Part 5	E15	Schedule P-Part 3O-Reinsurance - Nonproportional Assumed Liability	66
Schedule D-Part 6-Section 1	E16	Schedule P-Part 3P-Reinsurance - Nonproportional Assumed Financial Lines	66
Schedule D-Part 6-Section 2	E16	Schedule P-Part 3R-Section 1-Products Liability-Occurrence	67
Schedule D-Summary By Country	SI04	Schedule P-Part 3R-Section 2-Products Liability-Claims-Made	67
Schedule D-Verification Between Years	SI03	Schedule P-Part 3S-Financial Guaranty/Mortgage Guaranty	67
Schedule DA-Part 1	E17	Schedule P-Part 3T-Warranty	67
Schedule DA-Verification Between Years	SI10	Schedule P-Part 4A-Homeowners/Farmowners	68
Schedule DB-Part A-Section 1	E18	Schedule P-Part 4B-Private Passenger Auto Liability/Medical	68
Schedule DB-Part A-Section 2	E19	Schedule P-Part 4C-Commercial Auto/Truck Liability/Medical	68
Schedule DB-Part A-Verification Between Years	SI11	Schedule P-Part 4D-Workers' Compensation (Excluding Excess Workers Compensation)	68
Schedule DB-Part B-Section 1	E20	Schedule P-Part 4E-Commercial Multiple Peril	68
Schedule DB-Part B-Section 2	E21	Schedule P-Part 4F-Section 1-Medical Professional Liability-Occurrence	69
Schedule DB-Part B-Verification Between Years	SI11	Schedule P-Part 4F-Section 2-Medical Professional Liability-Claims-Made	69
Schedule DB-Part C-Section 1	SI12	Schedule P-Part 4G-Special Liability (Ocean Marine, Aircraft (All Perils), Boiler & Machinery)	69
Schedule DB-Part C-Section 2	SI13	Schedule P-Part 4H-Section 1-Other Liability-Occurrence	69
Schedule DB-Part D	E22	Schedule P-Part 4H-Section 2-Other Liability-Claims-Made	69
Schedule DB-Verification	SI14	Schedule P-Part 4I-Spec. Prop. (Fire, Allied Lines, Inland Marine, Earthquake, Burglary & Theft)	70
Schedule DL-Part 1	E23	Schedule P-Part 4J-Auto Physical Damage	70
Schedule DL-Part 2	E24	Schedule P-Part 4K-Fidelity/Surety	70
Schedule E-Part 1-Cash	E25	Schedule P-Part 4L-Other (Including Credit, Accident and Health)	70
Schedule E-Part 2-Cash Equivalents	E26	Schedule P-Part 4M-International	70
Schedule E-Part 3-Special Deposits	E27	Schedule P-Part 4N-Reinsurance - Nonproportional Assumed Property	71
Schedule E-Verification Between Years	SI15	Schedule P-Part 4O-Reinsurance - Nonproportional Assumed Liability	71
Schedule F-Part 1	20	Schedule P-Part 4P-Reinsurance - Nonproportional Assumed Financial Lines	71
Schedule F-Part 2	21	Schedule P-Part 4R-Section 1-Products Liability-Occurrence	72
Schedule F-Part 3	22	Schedule P-Part 4R-Section 2-Products Liability-Claims-Made	72
Schedule F-Part 4	23	Schedule P-Part 4S-Financial Guaranty/Mortgage Guaranty	72
Schedule F-Part 5	24	Schedule P-Part 4T-Warranty	72
Schedule F-Part 6-Section 1	25	Schedule P-Part 5A-Homeowners/Farmowners	73
Schedule F-Part 6-Section 2	27	Schedule P-Part 5B-Private Passenger Auto Liability/Medical	74
Schedule F-Part 7	28	Schedule P-Part 5C-Commercial Auto/Truck Liability/Medical	75
Schedule F-Part 8	29	Schedule P-Part 5D-Workers' Compensation (Excluding Excess Workers Compensation)	76
Schedule F-Part 9	30	Schedule P-Part 5E-Commercial Multiple Peril	77
Schedule H-Accident and Health Exhibit-Part 1	31	Schedule P-Part 5F-Medical Professional Liability-Claims-Made	79
Schedule H-Part 2, Part 3 and Part 4	32	Schedule P-Part 5F-Medical Professional Liability-Occurrence	78
Schedule H-Part 5-Health Claims	33	Schedule P-Part 5H-Other Liability-Claims-Made	81
Schedule P-Part 1-Summary	34	Schedule P-Part 5H-Other Liability-Occurrence	80
Schedule P-Part 1A-Homeowners/Farmowners	36	Schedule P-Part 5R-Products Liability-Claims-Made	83
Schedule P-Part 1B-Private Passenger Auto Liability/Medical	37	Schedule P-Part 5R-Products Liability-Occurrence	82
Schedule P-Part 1C-Commercial Auto/Truck Liability/Medical	38	Schedule P-Part 5T-Warranty	84
Schedule P-Part 1D-Workers' Compensation (Excluding Excess Workers Compensation)	39	Schedule P-Part 6C-Commercial Auto/Truck Liability/Medical	85
Schedule P-Part 1E-Commercial Multiple Peril	40	Schedule P-Part 6D-Workers' Compensation (Excluding Excess Workers Compensation)	85
Schedule P-Part 1F-Section 1-Medical Professional Liability-Occurrence	41	Schedule P-Part 6E-Commercial Multiple Peril	86
Schedule P-Part 1F-Section 2-Medical Professional Liability-Claims-Made	42	Schedule P-Part 6H-Other Liability-Claims-Made	87
Schedule P-Part 1G-Special Liability (Ocean, Marine, Aircraft (All Perils), Boiler & Machinery)	43	Schedule P-Part 6H-Other Liability-Occurrence	86
Schedule P-Part 1H-Section 1-Other Liability-Occurrence	44	Schedule P-Part 6M-International	87
Schedule P-Part 1H-Section 2-Other Liability-Claims-Made	45	Schedule P-Part 6N-Reinsurance - Nonproportional Assumed Property	88
Schedule P-Part 1I-Spec. Prop. (Fire, Allied Lines, Inland Marine, Earthquake, Burglary & Theft)	46	Schedule P-Part 6O-Reinsurance - Nonproportional Assumed Liability	88
Schedule P-Part 1J-Auto Physical Damage	47	Schedule P-Part 6R-Products Liability-Claims-Made	89
Schedule P-Part 1K-Fidelity/Surety	48	Schedule P-Part 6R-Products Liability-Occurrence	89
Schedule P-Part 1L-Other (Including Credit, Accident and Health)	49	Schedule P-Part 7A-Primary Loss Sensitive Contracts	90
Schedule P-Part 1M-International	50	Schedule P-Part 7B-Reinsurance Loss Sensitive Contracts	92
Schedule P-Part 1N-Reinsurance - Nonproportional Assumed Property	51	Schedule P Interrogatories	94
Schedule P-Part 1O-Reinsurance - Nonproportional Assumed Liability	52	Schedule T-Exhibit of Premiums Written	95
Schedule P-Part 1P-Reinsurance - Nonproportional Assumed Financial Lines	53	Schedule T-Part 2-Interstate Compact	96
Schedule P-Part 1R-Section 1-Products Liability-Occurrence	54	Schedule Y-Information Concerning Activities of Insurer Members of a Holding Company Group	97
Schedule P-Part 1R-Section 2-Products Liability-Claims-Made	55	Schedule Y-Detail of Insurance Holding Company System	98
Schedule P-Part 1S-Financial Guaranty/Mortgage Guaranty	56	Schedule Y-Part 2-Summary of Insurer's Transactions With Any Affiliates	99
Schedule P-Part 1T-Warranty	57	Statement of Income	4
Schedule P-Part 2, Part 3 and Part 4 - Summary	35	Summary Investment Schedule	SI01
Schedule P-Part 2A-Homeowners/Farmowners	58	Supplemental Exhibits and Schedules Interrogatories	100
Schedule P-Part 2B-Private Passenger Auto Liability/Medical	58	Underwriting and Investment Exhibit Part 1	6
Schedule P-Part 2C-Commercial Auto/Truck Liability/Medical	58	Underwriting and Investment Exhibit Part 1A	7
Schedule P-Part 2D-Workers' Compensation (Excluding Excess Workers Compensation)	58	Underwriting and Investment Exhibit Part 1B	8
Schedule P-Part 2E-Commercial Multiple Peril	58	Underwriting and Investment Exhibit Part 2	9
Schedule P-Part 2F-Section 1-Medical Professional Liability-Occurrence	59	Underwriting and Investment Exhibit Part 2A	10
Schedule P-Part 2F-Section 2-Medical Professional Liability-Claims-Made	59	Underwriting and Investment Exhibit Part 3	11