



ANNUAL STATEMENT
For the Year Ended December 31, 2012
OF THE CONDITION AND AFFAIRS OF THE
Plans' Liability Insurance Company

NAIC Group Code 00023, 00023 NAIC Company Code 26794 Employer's ID Number 36-3503382
Organized under the Laws of Ohio, State of Domicile or Port of Entry Ohio
Country of Domicile United States
Incorporated/Organized 05/15/1986 Commenced Business 06/17/1986
Statutory Home Office 6740 North High Street, Worthington, OH, US 43085
Main Administrative Office 2 Mid America Plaza, Suite 200, Oakbrook Terrace, IL, US 60181
Mail Address 2 Mid America Plaza, Suite 200, Oakbrook Terrace, IL, US 60181
Primary Location of Books and Records 2 Mid America Plaza, Suite 200, Oakbrook Terrace, IL, US 60181
Internet Web Site Address N/A
Statutory Statement Contact Elias Georgopoulos, 630-472-7749
lgeorgo@bcscf.com, 630-472-7837

OFFICERS

Table with 4 columns: Name, Title, Name, Title. Officers include Howard Francis Beacham III (President & Chief Executive Officer), Susan Ann Pickar (Treasurer), Henry Alan Carpenter (Senior Vice President, General Counsel & Secretary), and Thomas Ellis Bowser (Chairman of the Board).

OTHER OFFICERS

Table with 4 columns: Name, Title, Name, Title. Officers include Matthew Thomas Brannigan, David John Jacobs, Sharon Jane Dold, and Dale Edward Palka.

DIRECTORS OR TRUSTEES

Table with 4 columns: Name, Title, Name, Title. Directors include Howard Francis Beacham III, Steven Scott Martin, Thomas Ellis Bowser, Scott Phillip Serota, Paul Martin von Ebers #, Paul Mark White, and Terry Dee Kellogg.

State of Illinois ss
County of DuPage


The officers of this reporting entity, being duly sworn, each depose and say that they are the described officers of said reporting entity, and that on the reporting period stated above, all of the herein described assets were the absolute property of the said reporting entity, free and clear from any liens or claims thereon, except as herein stated, and that this statement, together with related exhibits, schedules and explanations therein contained, annexed or referred to, is a full and true statement of all the assets and liabilities and of the condition and affairs of the said reporting entity as of the reporting period stated above, and of its income and deductions therefrom for the period ended, and have been completed in accordance with the NAIC Annual Statement Instructions and Accounting Practices and Procedures manual except to the extent that: (1) state law may differ; or, (2) that state rules or regulations require differences in reporting not related to accounting practices and procedures, according to the best of their information, knowledge and belief, respectively. Furthermore, the scope of this attestation by the described officers also includes the related corresponding electronic filing with the NAIC, when required, that is an exact copy (except for formatting differences due to electronic filing) of the enclosed statement. The electronic filing may be requested by various regulators in lieu of or in addition to the enclosed statement.

Signatures of Howard Francis Beacham III, Henry Alan Carpenter, and Susan Ann Pickar with their respective titles: President & Chief Executive Officer, Senior Vice President, General Counsel & Secretary, and Senior Vice President, Finance & Treasurer.

Subscribed and sworn to before me this 15th day of February, 2013

Signature of Laura Jameson, Notary Public, 10/24/2013

a. Is this an original filing? Yes [X] No []
b. If no:
1. State the amendment number 0
2. Date filed
3. Number of pages attached 0





ANNUAL STATEMENT FOR THE YEAR 2012 OF THE Plans' Liability Insurance Company

EXHIBIT OF PREMIUMS AND LOSSES (Statutory Page 14)

NAIC Group Code 00023

BUSINESS IN THE STATE OF Alabama

DURING THE YEAR 2012

NAIC Company Code 26794

Table with columns: Line of Business, Gross Premiums, Dividends Paid, Direct Unearned Premium Reserves, Direct Losses Paid, Direct Losses Incurred, Direct Losses Unpaid, Direct Defense and Cost Containment Expense Paid, Direct Defense and Cost Containment Expense Incurred, Direct Defense and Cost Containment Expense Unpaid, Commissions and Brokerage Expenses, Taxes, Licenses and Fees. Includes rows for various insurance types and a large 'NONE' watermark.

19.AL

NONE

(a) Finance and service charges not included in Lines 1 to 35 \$

(b) For health business on indicated lines report: Number of persons insured under PPO managed care products and number of persons insured under indemnity only products



ANNUAL STATEMENT FOR THE YEAR 2012 OF THE Plans' Liability Insurance Company

EXHIBIT OF PREMIUMS AND LOSSES (Statutory Page 14)

NAIC Group Code 00023

BUSINESS IN THE STATE OF Alaska

DURING THE YEAR 2012

NAIC Company Code 26794

Line of Business	Gross Premiums, Including Policy and Membership Fees, Less Return Premiums and Premiums on Policies not Taken		3 Dividends Paid or Credited to Policyholders on Direct Business	4 Direct Unearned Premium Reserves	5 Direct Losses Paid (deducting salvage)	6 Direct Losses Incurred	7 Direct Losses Unpaid	8 Direct Defense and Cost Containment Expense Paid	9 Direct Defense and Cost Containment Expense Incurred	10 Direct Defense and Cost Containment Expense Unpaid	11 Commissions and Brokerage Expenses	12 Taxes, Licenses and Fees
	1 Direct Premiums Written	2 Direct Premiums Earned										
1. Fire												
2.1 Allied lines												
2.2 Multiple peril crop												
2.3 Federal flood												
3. Farmowners multiple peril												
4. Homeowners multiple peril												
5.1 Commercial multiple peril (non-liability portion)												
5.2 Commercial multiple peril (liability portion)												
6. Mortgage guaranty												
8. Ocean marine												
9. Inland marine												
10. Financial guaranty												
11. Medical professional liability												
12. Earthquake												
13. Group accident and health (b)												
14. Credit A & H (group and individual)												
15.1 Collectively renewable A & H (b)												
15.2 Non-cancelable A & H (b)												
15.3 Guaranteed renewable A & H (b)												
15.4 Non-renewable for stated reasons only (b)												
15.5 Other accident only												
15.6 Medicare Title XVIII exempt from state taxes or fees												
15.7 All other A & H (b)												
15.8 Federal employees health benefits program premium (b)												
16. Workers' compensation												
17.1 Other liability-Occurrence												
17.2 Other Liability-Claims-Made												
17.3 Excess workers' compensation												
18. Products liability												
19.1 Private passenger auto no-fault (personal injury protection)												
19.2 Other private passenger auto liability												
19.3 Commercial auto no-fault (personal injury protection)												
19.4 Other commercial auto liability												
21.1 Private passenger auto physical damage												
21.2 Commercial auto physical damage												
22. Aircraft (all perils)												
23. Fidelity												
24. Surety												
26. Burglary and theft												
27. Boiler and machinery												
28. Credit												
30. Warranty												
34. Aggregate write-ins for other lines of business	0	0	0	0	0	0	0	0	0	0	0	0
35. TOTALS (a)	0	0	0	0	0	0	0	0	0	0	0	0
DETAILS OF WRITE-INS												
3401.												
3402.												
3403.												
3498. Summary of remaining write-ins for Line 34 from overflow page	0	0	0	0	0	0	0	0	0	0	0	0
3499. Totals (Lines 3401 through 3403 Plus 3498) (Line 34 above)	0	0	0	0	0	0	0	0	0	0	0	0

NONE

19.AK

(a) Finance and service charges not included in Lines 1 to 35 \$

(b) For health business on indicated lines report: Number of persons insured under PPO managed care products and number of persons insured under indemnity only products



ANNUAL STATEMENT FOR THE YEAR 2012 OF THE Plans' Liability Insurance Company

EXHIBIT OF PREMIUMS AND LOSSES (Statutory Page 14)

NAIC Group Code 00023

BUSINESS IN THE STATE OF American Samoa

DURING THE YEAR 2012

NAIC Company Code 26794

Line of Business	Gross Premiums, including Policy and Membership Fees, Less Return Premiums and Premiums on Policies not Taken		3 Dividends Paid or Credited to Policyholders on Direct Business	4 Direct Unearned Premium Reserves	5 Direct Losses Paid (deducting salvage)	6 Direct Losses Incurred	7 Direct Losses Unpaid	8 Direct Defense and Cost Containment Expense Paid	9 Direct Defense and Cost Containment Expense Incurred	10 Direct Defense and Cost Containment Expense Unpaid	11 Commissions and Brokerage Expenses	12 Taxes, Licenses and Fees
	1 Direct Premiums Written	2 Direct Premiums Earned										
1. Fire												
2.1 Allied lines												
2.2 Multiple peril crop												
2.3 Federal flood												
3. Farmowners multiple peril												
4. Homeowners multiple peril												
5.1 Commercial multiple peril (non-liability portion)												
5.2 Commercial multiple peril (liability portion)												
6. Mortgage guaranty												
8. Ocean marine												
9. Inland marine												
10. Financial guaranty												
11. Medical professional liability												
12. Earthquake												
13. Group accident and health (b)												
14. Credit A & H (group and individual)												
15.1 Collectively renewable A & H (b)												
15.2 Non-cancelable A & H (b)												
15.3 Guaranteed renewable A & H (b)												
15.4 Non-renewable for stated reasons only (b)												
15.5 Other accident only												
15.6 Medicare Title XVIII exempt from state taxes or fees												
15.7 All other A & H (b)												
15.8 Federal employees health benefits program premium (b)												
16. Workers' compensation												
17.1 Other liability-Occurrence												
17.2 Other Liability-Claims-Made												
17.3 Excess workers' compensation												
18. Products liability												
19.1 Private passenger auto no-fault (personal injury protection)												
19.2 Other private passenger auto liability												
19.3 Commercial auto no-fault (personal injury protection)												
19.4 Other commercial auto liability												
21.1 Private passenger auto physical damage												
21.2 Commercial auto physical damage												
22. Aircraft (all perils)												
23. Fidelity												
24. Surety												
26. Burglary and theft												
27. Boiler and machinery												
28. Credit												
30. Warranty												
34. Aggregate write-ins for other lines of business	0	0	0	0	0	0	0	0	0	0	0	0
35. TOTALS (a)	0	0	0	0	0	0	0	0	0	0	0	0
DETAILS OF WRITE-INS												
3401.												
3402.												
3403.												
3498. Summary of remaining write-ins for Line 34 from overflow page	0	0	0	0	0	0	0	0	0	0	0	0
3499. Totals (Lines 3401 through 3403 Plus 3498) (Line 34 above)	0	0	0	0	0	0	0	0	0	0	0	0

NONE

19.A.S

(a) Finance and service charges not included in Lines 1 to 35 \$

(b) For health business on indicated lines report: Number of persons insured under PPO managed care products and number of persons insured under indemnity only products



ANNUAL STATEMENT FOR THE YEAR 2012 OF THE Plans' Liability Insurance Company

EXHIBIT OF PREMIUMS AND LOSSES (Statutory Page 14)

NAIC Group Code 00023

BUSINESS IN THE STATE OF Arizona

DURING THE YEAR 2012

NAIC Company Code 26794

Table with 13 columns: Line of Business, Gross Premiums, Dividends Paid, Direct Unearned Premium Reserves, Direct Losses Paid, Direct Losses Incurred, Direct Losses Unpaid, Direct Defense and Cost Containment Expense Paid, Direct Defense and Cost Containment Expense Incurred, Direct Defense and Cost Containment Expense Unpaid, Commissions and Brokerage Expenses, Taxes, Licenses and Fees. Includes rows for various insurance types and a large 'NONE' watermark.

19.AZ

NONE

(a) Finance and service charges not included in Lines 1 to 35 \$

(b) For health business on indicated lines report: Number of persons insured under PPO managed care products and number of persons insured under indemnity only products



ANNUAL STATEMENT FOR THE YEAR 2012 OF THE Plans' Liability Insurance Company

EXHIBIT OF PREMIUMS AND LOSSES (Statutory Page 14)

NAIC Group Code 00023

BUSINESS IN THE STATE OF Arkansas

DURING THE YEAR 2012

NAIC Company Code 26794

Line of Business	Gross Premiums, Including Policy and Membership Fees, Less Return Premiums and Premiums on Policies not Taken		3 Dividends Paid or Credited to Policyholders on Direct Business	4 Direct Unearned Premium Reserves	5 Direct Losses Paid (deducting salvage)	6 Direct Losses Incurred	7 Direct Losses Unpaid	8 Direct Defense and Cost Containment Expense Paid	9 Direct Defense and Cost Containment Expense Incurred	10 Direct Defense and Cost Containment Expense Unpaid	11 Commissions and Brokerage Expenses	12 Taxes, Licenses and Fees
	1 Direct Premiums Written	2 Direct Premiums Earned										
1. Fire												
2.1 Allied lines												
2.2 Multiple peril crop												
2.3 Federal flood												
3. Farmowners multiple peril												
4. Homeowners multiple peril												
5.1 Commercial multiple peril (non-liability portion)												
5.2 Commercial multiple peril (liability portion)												
6. Mortgage guaranty												
8. Ocean marine												
9. Inland marine												
10. Financial guaranty												
11. Medical professional liability												
12. Earthquake												
13. Group accident and health (b)												
14. Credit A & H (group and individual)												
15.1 Collectively renewable A & H (b)												
15.2 Non-cancelable A & H (b)												
15.3 Guaranteed renewable A & H (b)												
15.4 Non-renewable for stated reasons only (b)												
15.5 Other accident only												
15.6 Medicare Title XVIII exempt from state taxes or fees												
15.7 All other A & H (b)												
15.8 Federal employees health benefits program premium (b)												
16. Workers' compensation												
17.1 Other liability-Occurrence												
17.2 Other Liability-Claims-Made												
17.3 Excess workers' compensation												
18. Products liability												
19.1 Private passenger auto no-fault (personal injury protection)												
19.2 Other private passenger auto liability												
19.3 Commercial auto no-fault (personal injury protection)												
19.4 Other commercial auto liability												
21.1 Private passenger auto physical damage												
21.2 Commercial auto physical damage												
22. Aircraft (all perils)												
23. Fidelity												
24. Surety												
26. Burglary and theft												
27. Boiler and machinery												
28. Credit												
30. Warranty												
34. Aggregate write-ins for other lines of business	0	0	0	0	0	0	0	0	0	0	0	0
35. TOTALS (a)	0	0	0	0	0	0	0	0	0	0	0	0
DETAILS OF WRITE-INS												
3401.												
3402.												
3403.												
3498. Summary of remaining write-ins for Line 34 from overflow page	0	0	0	0	0	0	0	0	0	0	0	0
3499. Totals (Lines 3401 through 3403 Plus 3498) (Line 34 above)	0	0	0	0	0	0	0	0	0	0	0	0

NONE

19.AR

(a) Finance and service charges not included in Lines 1 to 35 \$

(b) For health business on indicated lines report: Number of persons insured under PPO managed care products and number of persons insured under indemnity only products



ANNUAL STATEMENT FOR THE YEAR 2012 OF THE Plans' Liability Insurance Company

EXHIBIT OF PREMIUMS AND LOSSES (Statutory Page 14)

NAIC Group Code 00023

BUSINESS IN THE STATE OF California

DURING THE YEAR 2012

NAIC Company Code 26794

Line of Business	Gross Premiums, Including Policy and Membership Fees, Less Return Premiums and Premiums on Policies not Taken		3 Dividends Paid or Credited to Policyholders on Direct Business	4 Direct Unearned Premium Reserves	5 Direct Losses Paid (deducting salvage)	6 Direct Losses Incurred	7 Direct Losses Unpaid	8 Direct Defense and Cost Containment Expense Paid	9 Direct Defense and Cost Containment Expense Incurred	10 Direct Defense and Cost Containment Expense Unpaid	11 Commissions and Brokerage Expenses	12 Taxes, Licenses and Fees
	1 Direct Premiums Written	2 Direct Premiums Earned										
1. Fire												
2.1 Allied lines												
2.2 Multiple peril crop												
2.3 Federal flood												
3. Farmowners multiple peril												
4. Homeowners multiple peril												
5.1 Commercial multiple peril (non-liability portion)												
5.2 Commercial multiple peril (liability portion)												
6. Mortgage guaranty												
8. Ocean marine												
9. Inland marine												
10. Financial guaranty												
11. Medical professional liability												
12. Earthquake												
13. Group accident and health (b)												
14. Credit A & H (group and individual)												
15.1 Collectively renewable A & H (b)												
15.2 Non-cancelable A & H (b)												
15.3 Guaranteed renewable A & H (b)												
15.4 Non-renewable for stated reasons only (b)												
15.5 Other accident only												
15.6 Medicare Title XVIII exempt from state taxes or fees												
15.7 All other A & H (b)												
15.8 Federal employees health benefits program premium (b)												
16. Workers' compensation												
17.1 Other liability-Occurrence												
17.2 Other Liability-Claims-Made												
17.3 Excess workers' compensation												
18. Products liability												
19.1 Private passenger auto no-fault (personal injury protection)												
19.2 Other private passenger auto liability												
19.3 Commercial auto no-fault (personal injury protection)												
19.4 Other commercial auto liability												
21.1 Private passenger auto physical damage												
21.2 Commercial auto physical damage												
22. Aircraft (all perils)												
23. Fidelity												
24. Surety												
26. Burglary and theft												
27. Boiler and machinery												
28. Credit												
30. Warranty												
34. Aggregate write-ins for other lines of business	0	0	0	0	0	0	0	0	0	0	0	0
35. TOTALS (a)	0	0	0	0	0	0	0	0	0	0	0	0
DETAILS OF WRITE-INS												
3401.												
3402.												
3403.												
3498. Summary of remaining write-ins for Line 34 from overflow page	0	0	0	0	0	0	0	0	0	0	0	0
3499. Totals (Lines 3401 through 3403 Plus 3498) (Line 34 above)	0	0	0	0	0	0	0	0	0	0	0	0

NONE

19.CA

(a) Finance and service charges not included in Lines 1 to 35 \$

(b) For health business on indicated lines report: Number of persons insured under PPO managed care products and number of persons insured under indemnity only products



ANNUAL STATEMENT FOR THE YEAR 2012 OF THE Plans' Liability Insurance Company

EXHIBIT OF PREMIUMS AND LOSSES (Statutory Page 14)

NAIC Group Code 00023

BUSINESS IN THE STATE OF Canada

DURING THE YEAR 2012

NAIC Company Code 26794

Line of Business	Gross Premiums, Including Policy and Membership Fees, Less Return Premiums and Premiums on Policies not Taken		3 Dividends Paid or Credited to Policyholders on Direct Business	4 Direct Unearned Premium Reserves	5 Direct Losses Paid (deducting salvage)	6 Direct Losses Incurred	7 Direct Losses Unpaid	8 Direct Defense and Cost Containment Expense Paid	9 Direct Defense and Cost Containment Expense Incurred	10 Direct Defense and Cost Containment Expense Unpaid	11 Commissions and Brokerage Expenses	12 Taxes, Licenses and Fees
	1 Direct Premiums Written	2 Direct Premiums Earned										
1. Fire												
2.1 Allied lines												
2.2 Multiple peril crop												
2.3 Federal flood												
3. Farmowners multiple peril												
4. Homeowners multiple peril												
5.1 Commercial multiple peril (non-liability portion)												
5.2 Commercial multiple peril (liability portion)												
6. Mortgage guaranty												
8. Ocean marine												
9. Inland marine												
10. Financial guaranty												
11. Medical professional liability												
12. Earthquake												
13. Group accident and health (b)												
14. Credit A & H (group and individual)												
15.1 Collectively renewable A & H (b)												
15.2 Non-cancelable A & H (b)												
15.3 Guaranteed renewable A & H (b)												
15.4 Non-renewable for stated reasons only (b)												
15.5 Other accident only												
15.6 Medicare Title XVIII exempt from state taxes or fees												
15.7 All other A & H (b)												
15.8 Federal employees health benefits program premium (b)												
16. Workers' compensation												
17.1 Other liability-Occurrence												
17.2 Other Liability-Claims-Made												
17.3 Excess workers' compensation												
18. Products liability												
19.1 Private passenger auto no-fault (personal injury protection)												
19.2 Other private passenger auto liability												
19.3 Commercial auto no-fault (personal injury protection)												
19.4 Other commercial auto liability												
21.1 Private passenger auto physical damage												
21.2 Commercial auto physical damage												
22. Aircraft (all perils)												
23. Fidelity												
24. Surety												
26. Burglary and theft												
27. Boiler and machinery												
28. Credit												
30. Warranty												
34. Aggregate write-ins for other lines of business	0	0	0	0	0	0	0	0	0	0	0	0
35. TOTALS (a)	0	0	0	0	0	0	0	0	0	0	0	0
DETAILS OF WRITE-INS												
3401.												
3402.												
3403.												
3498. Summary of remaining write-ins for Line 34 from overflow page	0	0	0	0	0	0	0	0	0	0	0	0
3499. Totals (Lines 3401 through 3403 Plus 3498) (Line 34 above)	0	0	0	0	0	0	0	0	0	0	0	0

NONE

19.CN

(a) Finance and service charges not included in Lines 1 to 35 \$

(b) For health business on indicated lines report: Number of persons insured under PPO managed care products and number of persons insured under indemnity only products



ANNUAL STATEMENT FOR THE YEAR 2012 OF THE Plans' Liability Insurance Company

EXHIBIT OF PREMIUMS AND LOSSES (Statutory Page 14)

NAIC Group Code 00023

BUSINESS IN THE STATE OF Colorado

DURING THE YEAR 2012

NAIC Company Code 26794

Line of Business	Gross Premiums, Including Policy and Membership Fees, Less Return Premiums and Premiums on Policies not Taken		3 Dividends Paid or Credited to Policyholders on Direct Business	4 Direct Unearned Premium Reserves	5 Direct Losses Paid (deducting salvage)	6 Direct Losses Incurred	7 Direct Losses Unpaid	8 Direct Defense and Cost Containment Expense Paid	9 Direct Defense and Cost Containment Expense Incurred	10 Direct Defense and Cost Containment Expense Unpaid	11 Commissions and Brokerage Expenses	12 Taxes, Licenses and Fees
	1 Direct Premiums Written	2 Direct Premiums Earned										
1. Fire												
2.1 Allied lines												
2.2 Multiple peril crop												
2.3 Federal flood												
3. Farmowners multiple peril												
4. Homeowners multiple peril												
5.1 Commercial multiple peril (non-liability portion)												
5.2 Commercial multiple peril (liability portion)												
6. Mortgage guaranty												
8. Ocean marine												
9. Inland marine												
10. Financial guaranty												
11. Medical professional liability												
12. Earthquake												
13. Group accident and health (b)												
14. Credit A & H (group and individual)												
15.1 Collectively renewable A & H (b)												
15.2 Non-cancelable A & H (b)												
15.3 Guaranteed renewable A & H (b)												
15.4 Non-renewable for stated reasons only (b)												
15.5 Other accident only												
15.6 Medicare Title XVIII exempt from state taxes or fees												
15.7 All other A & H (b)												
15.8 Federal employees health benefits program premium (b)												
16. Workers' compensation												
17.1 Other liability-Occurrence												
17.2 Other Liability-Claims-Made												
17.3 Excess workers' compensation												
18. Products liability												
19.1 Private passenger auto no-fault (personal injury protection)												
19.2 Other private passenger auto liability												
19.3 Commercial auto no-fault (personal injury protection)												
19.4 Other commercial auto liability												
21.1 Private passenger auto physical damage												
21.2 Commercial auto physical damage												
22. Aircraft (all perils)												
23. Fidelity												
24. Surety												
26. Burglary and theft												
27. Boiler and machinery												
28. Credit												
30. Warranty												
34. Aggregate write-ins for other lines of business	0	0	0	0	0	0	0	0	0	0	0	0
35. TOTALS (a)	0	0	0	0	0	0	0	0	0	0	0	0
DETAILS OF WRITE-INS												
3401.												
3402.												
3403.												
3498. Summary of remaining write-ins for Line 34 from overflow page	0	0	0	0	0	0	0	0	0	0	0	0
3499. Totals (Lines 3401 through 3403 Plus 3498) (Line 34 above)	0	0	0	0	0	0	0	0	0	0	0	0

NONE

19.CO

(a) Finance and service charges not included in Lines 1 to 35 \$

(b) For health business on indicated lines report: Number of persons insured under PPO managed care products and number of persons insured under indemnity only products



ANNUAL STATEMENT FOR THE YEAR 2012 OF THE Plans' Liability Insurance Company

EXHIBIT OF PREMIUMS AND LOSSES (Statutory Page 14)

NAIC Group Code 00023

BUSINESS IN THE STATE OF Connecticut

DURING THE YEAR 2012

NAIC Company Code 26794

Table with 13 columns: Line of Business, Gross Premiums, Dividends Paid, Direct Unearned Premium Reserves, Direct Losses Paid, Direct Losses Incurred, Direct Losses Unpaid, Direct Defense and Cost Containment Expense Paid, Direct Defense and Cost Containment Expense Incurred, Direct Defense and Cost Containment Expense Unpaid, Commissions and Brokerage Expenses, Taxes, Licenses and Fees. Includes rows for various insurance types and a large 'NONE' watermark.

19.CT

NONE

(a) Finance and service charges not included in Lines 1 to 35 \$

(b) For health business on indicated lines report: Number of persons insured under PPO managed care products and number of persons insured under indemnity only products



ANNUAL STATEMENT FOR THE YEAR 2012 OF THE Plans' Liability Insurance Company

EXHIBIT OF PREMIUMS AND LOSSES (Statutory Page 14)

NAIC Group Code 00023

BUSINESS IN THE STATE OF Delaware

DURING THE YEAR 2012

NAIC Company Code 26794

Table with columns: Line of Business, Gross Premiums, Dividends Paid, Direct Unearned Premium Reserves, Direct Losses Paid, Direct Losses Incurred, Direct Losses Unpaid, Direct Defense and Cost Containment Expense Paid, Direct Defense and Cost Containment Expense Incurred, Direct Defense and Cost Containment Expense Unpaid, Commissions and Brokerage Expenses, Taxes, Licenses and Fees. Includes rows for various insurance types and a large 'NONE' watermark.

19.DE

NONE

(a) Finance and service charges not included in Lines 1 to 35 \$

(b) For health business on indicated lines report: Number of persons insured under PPO managed care products and number of persons insured under indemnity only products



ANNUAL STATEMENT FOR THE YEAR 2012 OF THE Plans' Liability Insurance Company

EXHIBIT OF PREMIUMS AND LOSSES (Statutory Page 14)

NAIC Group Code 00023

BUSINESS IN THE STATE OF District of Columbia

DURING THE YEAR 2012

NAIC Company Code 26794

Table with 13 columns: Line of Business, Gross Premiums, Dividends Paid, Direct Unearned Premium Reserves, Direct Losses Paid, Direct Losses Incurred, Direct Losses Unpaid, Direct Defense and Cost Containment Expense Paid, Direct Defense and Cost Containment Expense Incurred, Direct Defense and Cost Containment Expense Unpaid, Commissions and Brokerage Expenses, Taxes, Licenses and Fees. Includes rows for various insurance types and a 'TOTALS' row.

NONE

19.DC

(a) Finance and service charges not included in Lines 1 to 35 \$

(b) For health business on indicated lines report: Number of persons insured under PPO managed care products and number of persons insured under indemnity only products



ANNUAL STATEMENT FOR THE YEAR 2012 OF THE Plans' Liability Insurance Company

EXHIBIT OF PREMIUMS AND LOSSES (Statutory Page 14)

NAIC Group Code 00023

BUSINESS IN THE STATE OF Florida

DURING THE YEAR 2012

NAIC Company Code 26794

Table with columns: Line of Business, Gross Premiums, Dividends Paid, Direct Unearned Premium Reserves, Direct Losses Paid, Direct Losses Incurred, Direct Losses Unpaid, Direct Defense and Cost Containment Expense Paid, Direct Defense and Cost Containment Expense Incurred, Direct Defense and Cost Containment Expense Unpaid, Commissions and Brokerage Expenses, Taxes, Licenses and Fees. Includes rows for various insurance types and a large 'NONE' watermark.

19.FL

NONE

(a) Finance and service charges not included in Lines 1 to 35 \$

(b) For health business on indicated lines report: Number of persons insured under PPO managed care products and number of persons insured under indemnity only products



ANNUAL STATEMENT FOR THE YEAR 2012 OF THE Plans' Liability Insurance Company

EXHIBIT OF PREMIUMS AND LOSSES (Statutory Page 14)

NAIC Group Code 00023

BUSINESS IN THE STATE OF Georgia

DURING THE YEAR 2012

NAIC Company Code 26794

Line of Business	Gross Premiums, Including Policy and Membership Fees, Less Return Premiums and Premiums on Policies not Taken		3 Dividends Paid or Credited to Policyholders on Direct Business	4 Direct Unearned Premium Reserves	5 Direct Losses Paid (deducting salvage)	6 Direct Losses Incurred	7 Direct Losses Unpaid	8 Direct Defense and Cost Containment Expense Paid	9 Direct Defense and Cost Containment Expense Incurred	10 Direct Defense and Cost Containment Expense Unpaid	11 Commissions and Brokerage Expenses	12 Taxes, Licenses and Fees
	1 Direct Premiums Written	2 Direct Premiums Earned										
1. Fire												
2.1 Allied lines												
2.2 Multiple peril crop												
2.3 Federal flood												
3. Farmowners multiple peril												
4. Homeowners multiple peril												
5.1 Commercial multiple peril (non-liability portion)												
5.2 Commercial multiple peril (liability portion)												
6. Mortgage guaranty												
8. Ocean marine												
9. Inland marine												
10. Financial guaranty												
11. Medical professional liability												
12. Earthquake												
13. Group accident and health (b)												
14. Credit A & H (group and individual)												
15.1 Collectively renewable A & H (b)												
15.2 Non-cancelable A & H (b)												
15.3 Guaranteed renewable A & H (b)												
15.4 Non-renewable for stated reasons only (b)												
15.5 Other accident only												
15.6 Medicare Title XVIII exempt from state taxes or fees												
15.7 All other A & H (b)												
15.8 Federal employees health benefits program premium (b)												
16. Workers' compensation												
17.1 Other liability-Occurrence												
17.2 Other Liability-Claims-Made												
17.3 Excess workers' compensation												
18. Products liability												
19.1 Private passenger auto no-fault (personal injury protection)												
19.2 Other private passenger auto liability												
19.3 Commercial auto no-fault (personal injury protection)												
19.4 Other commercial auto liability												
21.1 Private passenger auto physical damage												
21.2 Commercial auto physical damage												
22. Aircraft (all perils)												
23. Fidelity												
24. Surety												
26. Burglary and theft												
27. Boiler and machinery												
28. Credit												
30. Warranty												
34. Aggregate write-ins for other lines of business	0	0	0	0	0	0	0	0	0	0	0	0
35. TOTALS (a)	0	0	0	0	0	0	0	0	0	0	0	0
DETAILS OF WRITE-INS												
3401.												
3402.												
3403.												
3498. Summary of remaining write-ins for Line 34 from overflow page	0	0	0	0	0	0	0	0	0	0	0	0
3499. Totals (Lines 3401 through 3403 Plus 3498) (Line 34 above)	0	0	0	0	0	0	0	0	0	0	0	0

NONE

19.GA

(a) Finance and service charges not included in Lines 1 to 35 \$

(b) For health business on indicated lines report: Number of persons insured under PPO managed care products and number of persons insured under indemnity only products



ANNUAL STATEMENT FOR THE YEAR 2012 OF THE Plans' Liability Insurance Company

EXHIBIT OF PREMIUMS AND LOSSES (Statutory Page 14)

NAIC Group Code 00023

BUSINESS IN THE STATE OF Guam

DURING THE YEAR 2012

NAIC Company Code 26794

Table with 13 columns: Line of Business, Gross Premiums, Dividends Paid, Direct Unearned Premium Reserves, Direct Losses Paid, Direct Losses Incurred, Direct Losses Unpaid, Direct Defense and Cost Containment Expense Paid, Direct Defense and Cost Containment Expense Incurred, Direct Defense and Cost Containment Expense Unpaid, Commissions and Brokerage Expenses, Taxes, Licenses and Fees. Includes rows for various insurance types and a large 'NONE' watermark.

19.GU

NONE

(a) Finance and service charges not included in Lines 1 to 35 \$

(b) For health business on indicated lines report: Number of persons insured under PPO managed care products and number of persons insured under indemnity only products



ANNUAL STATEMENT FOR THE YEAR 2012 OF THE Plans' Liability Insurance Company

EXHIBIT OF PREMIUMS AND LOSSES (Statutory Page 14)

NAIC Group Code 00023

BUSINESS IN THE STATE OF Hawaii

DURING THE YEAR 2012

NAIC Company Code 26794

Line of Business	Gross Premiums, Including Policy and Membership Fees, Less Return Premiums and Premiums on Policies not Taken		3 Dividends Paid or Credited to Policyholders on Direct Business	4 Direct Unearned Premium Reserves	5 Direct Losses Paid (deducting salvage)	6 Direct Losses Incurred	7 Direct Losses Unpaid	8 Direct Defense and Cost Containment Expense Paid	9 Direct Defense and Cost Containment Expense Incurred	10 Direct Defense and Cost Containment Expense Unpaid	11 Commissions and Brokerage Expenses	12 Taxes, Licenses and Fees
	1 Direct Premiums Written	2 Direct Premiums Earned										
1. Fire												
2.1 Allied lines												
2.2 Multiple peril crop												
2.3 Federal flood												
3. Farmowners multiple peril												
4. Homeowners multiple peril												
5.1 Commercial multiple peril (non-liability portion)												
5.2 Commercial multiple peril (liability portion)												
6. Mortgage guaranty												
8. Ocean marine												
9. Inland marine												
10. Financial guaranty												
11. Medical professional liability												
12. Earthquake												
13. Group accident and health (b)												
14. Credit A & H (group and individual)												
15.1 Collectively renewable A & H (b)												
15.2 Non-cancelable A & H (b)												
15.3 Guaranteed renewable A & H (b)												
15.4 Non-renewable for stated reasons only (b)												
15.5 Other accident only												
15.6 Medicare Title XVIII exempt from state taxes or fees												
15.7 All other A & H (b)												
15.8 Federal employees health benefits program premium (b)												
16. Workers' compensation												
17.1 Other liability-Occurrence												
17.2 Other Liability-Claims-Made												
17.3 Excess workers' compensation												
18. Products liability												
19.1 Private passenger auto no-fault (personal injury protection)												
19.2 Other private passenger auto liability												
19.3 Commercial auto no-fault (personal injury protection)												
19.4 Other commercial auto liability												
21.1 Private passenger auto physical damage												
21.2 Commercial auto physical damage												
22. Aircraft (all perils)												
23. Fidelity												
24. Surety												
26. Burglary and theft												
27. Boiler and machinery												
28. Credit												
30. Warranty												
34. Aggregate write-ins for other lines of business	0	0	0	0	0	0	0	0	0	0	0	0
35. TOTALS (a)	0	0	0	0	0	0	0	0	0	0	0	0
DETAILS OF WRITE-INS												
3401.												
3402.												
3403.												
3498. Summary of remaining write-ins for Line 34 from overflow page	0	0	0	0	0	0	0	0	0	0	0	0
3499. Totals (Lines 3401 through 3403 Plus 3498) (Line 34 above)	0	0	0	0	0	0	0	0	0	0	0	0

NONE

19.HI

(a) Finance and service charges not included in Lines 1 to 35 \$

(b) For health business on indicated lines report: Number of persons insured under PPO managed care products and number of persons insured under indemnity only products



ANNUAL STATEMENT FOR THE YEAR 2012 OF THE Plans' Liability Insurance Company

EXHIBIT OF PREMIUMS AND LOSSES (Statutory Page 14)

NAIC Group Code 00023

BUSINESS IN THE STATE OF Idaho

DURING THE YEAR 2012

NAIC Company Code 26794

Line of Business	Gross Premiums, Including Policy and Membership Fees, Less Return Premiums and Premiums on Policies not Taken		3 Dividends Paid or Credited to Policyholders on Direct Business	4 Direct Unearned Premium Reserves	5 Direct Losses Paid (deducting salvage)	6 Direct Losses Incurred	7 Direct Losses Unpaid	8 Direct Defense and Cost Containment Expense Paid	9 Direct Defense and Cost Containment Expense Incurred	10 Direct Defense and Cost Containment Expense Unpaid	11 Commissions and Brokerage Expenses	12 Taxes, Licenses and Fees
	1 Direct Premiums Written	2 Direct Premiums Earned										
1. Fire												
2.1 Allied lines												
2.2 Multiple peril crop												
2.3 Federal flood												
3. Farmowners multiple peril												
4. Homeowners multiple peril												
5.1 Commercial multiple peril (non-liability portion)												
5.2 Commercial multiple peril (liability portion)												
6. Mortgage guaranty												
8. Ocean marine												
9. Inland marine												
10. Financial guaranty												
11. Medical professional liability												
12. Earthquake												
13. Group accident and health (b)												
14. Credit A & H (group and individual)												
15.1 Collectively renewable A & H (b)												
15.2 Non-cancelable A & H (b)												
15.3 Guaranteed renewable A & H (b)												
15.4 Non-renewable for stated reasons only (b)												
15.5 Other accident only												
15.6 Medicare Title XVIII exempt from state taxes or fees												
15.7 All other A & H (b)												
15.8 Federal employees health benefits program premium (b)												
16. Workers' compensation												
17.1 Other liability-Occurrence												
17.2 Other Liability-Claims-Made												
17.3 Excess workers' compensation												
18. Products liability												
19.1 Private passenger auto no-fault (personal injury protection)												
19.2 Other private passenger auto liability												
19.3 Commercial auto no-fault (personal injury protection)												
19.4 Other commercial auto liability												
21.1 Private passenger auto physical damage												
21.2 Commercial auto physical damage												
22. Aircraft (all perils)												
23. Fidelity												
24. Surety												
26. Burglary and theft												
27. Boiler and machinery												
28. Credit												
30. Warranty												
34. Aggregate write-ins for other lines of business	0	0	0	0	0	0	0	0	0	0	0	0
35. TOTALS (a)	0	0	0	0	0	0	0	0	0	0	0	0
DETAILS OF WRITE-INS												
3401.												
3402.												
3403.												
3498. Summary of remaining write-ins for Line 34 from overflow page	0	0	0	0	0	0	0	0	0	0	0	0
3499. Totals (Lines 3401 through 3403 Plus 3498) (Line 34 above)	0	0	0	0	0	0	0	0	0	0	0	0

NONE

19.ID

(a) Finance and service charges not included in Lines 1 to 35 \$

(b) For health business on indicated lines report: Number of persons insured under PPO managed care products and number of persons insured under indemnity only products



ANNUAL STATEMENT FOR THE YEAR 2012 OF THE Plans' Liability Insurance Company

EXHIBIT OF PREMIUMS AND LOSSES (Statutory Page 14)

NAIC Group Code 00023

BUSINESS IN THE STATE OF Illinois

DURING THE YEAR 2012

NAIC Company Code 26794

Table with columns: Line of Business, Gross Premiums, Dividends Paid, Direct Unearned Premium Reserves, Direct Losses Paid, Direct Losses Incurred, Direct Losses Unpaid, Direct Defense and Cost Containment Expense Paid, Direct Defense and Cost Containment Expense Incurred, Direct Defense and Cost Containment Expense Unpaid, Commissions and Brokerage Expenses, Taxes, Licenses and Fees. Includes rows for various insurance types and a large 'NONE' watermark.

19.1L

NONE

(a) Finance and service charges not included in Lines 1 to 35 \$

(b) For health business on indicated lines report: Number of persons insured under PPO managed care products and number of persons insured under indemnity only products



ANNUAL STATEMENT FOR THE YEAR 2012 OF THE Plans' Liability Insurance Company

EXHIBIT OF PREMIUMS AND LOSSES (Statutory Page 14)

NAIC Group Code 00023

BUSINESS IN THE STATE OF Indiana

DURING THE YEAR 2012

NAIC Company Code 26794

Line of Business	Gross Premiums, Including Policy and Membership Fees, Less Return Premiums and Premiums on Policies not Taken		3 Dividends Paid or Credited to Policyholders on Direct Business	4 Direct Unearned Premium Reserves	5 Direct Losses Paid (deducting salvage)	6 Direct Losses Incurred	7 Direct Losses Unpaid	8 Direct Defense and Cost Containment Expense Paid	9 Direct Defense and Cost Containment Expense Incurred	10 Direct Defense and Cost Containment Expense Unpaid	11 Commissions and Brokerage Expenses	12 Taxes, Licenses and Fees
	1 Direct Premiums Written	2 Direct Premiums Earned										
1. Fire												
2.1 Allied lines												
2.2 Multiple peril crop												
2.3 Federal flood												
3. Farmowners multiple peril												
4. Homeowners multiple peril												
5.1 Commercial multiple peril (non-liability portion)												
5.2 Commercial multiple peril (liability portion)												
6. Mortgage guaranty												
8. Ocean marine												
9. Inland marine												
10. Financial guaranty												
11. Medical professional liability												
12. Earthquake												
13. Group accident and health (b)												
14. Credit A & H (group and individual)												
15.1 Collectively renewable A & H (b)												
15.2 Non-cancelable A & H (b)												
15.3 Guaranteed renewable A & H (b)												
15.4 Non-renewable for stated reasons only (b)												
15.5 Other accident only												
15.6 Medicare Title XVIII exempt from state taxes or fees												
15.7 All other A & H (b)												
15.8 Federal employees health benefits program premium (b)												
16. Workers' compensation												
17.1 Other liability-Occurrence												
17.2 Other Liability-Claims-Made												
17.3 Excess workers' compensation												
18. Products liability												
19.1 Private passenger auto no-fault (personal injury protection)												
19.2 Other private passenger auto liability												
19.3 Commercial auto no-fault (personal injury protection)												
19.4 Other commercial auto liability												
21.1 Private passenger auto physical damage												
21.2 Commercial auto physical damage												
22. Aircraft (all perils)												
23. Fidelity												
24. Surety												
26. Burglary and theft												
27. Boiler and machinery												
28. Credit												
30. Warranty												
34. Aggregate write-ins for other lines of business	0	0	0	0	0	0	0	0	0	0	0	0
35. TOTALS (a)	0	0	0	0	0	0	0	0	0	0	0	0
DETAILS OF WRITE-INS												
3401.												
3402.												
3403.												
3498. Summary of remaining write-ins for Line 34 from overflow page	0	0	0	0	0	0	0	0	0	0	0	0
3499. Totals (Lines 3401 through 3403 Plus 3498) (Line 34 above)	0	0	0	0	0	0	0	0	0	0	0	0

NONE

19.IN

(a) Finance and service charges not included in Lines 1 to 35 \$

(b) For health business on indicated lines report: Number of persons insured under PPO managed care products and number of persons insured under indemnity only products



ANNUAL STATEMENT FOR THE YEAR 2012 OF THE Plans' Liability Insurance Company

EXHIBIT OF PREMIUMS AND LOSSES (Statutory Page 14)

NAIC Group Code 00023

BUSINESS IN THE STATE OF Iowa

DURING THE YEAR 2012

NAIC Company Code 26794

Table with columns: Line of Business, Gross Premiums, Dividends Paid, Direct Unearned Premium Reserves, Direct Losses Paid, Direct Losses Incurred, Direct Losses Unpaid, Direct Defense and Cost Containment Expense Paid, Direct Defense and Cost Containment Expense Incurred, Direct Defense and Cost Containment Expense Unpaid, Commissions and Brokerage Expenses, Taxes, Licenses and Fees. Includes rows for various insurance types and a large 'NONE' watermark.

19.1A

NONE

(a) Finance and service charges not included in Lines 1 to 35 \$

(b) For health business on indicated lines report: Number of persons insured under PPO managed care products and number of persons insured under indemnity only products



ANNUAL STATEMENT FOR THE YEAR 2012 OF THE Plans' Liability Insurance Company

EXHIBIT OF PREMIUMS AND LOSSES (Statutory Page 14)

NAIC Group Code 00023

BUSINESS IN THE STATE OF Kansas

DURING THE YEAR 2012

NAIC Company Code 26794

Table with columns: Line of Business, Gross Premiums, Dividends Paid, Direct Unearned Premium Reserves, Direct Losses Paid, Direct Losses Incurred, Direct Losses Unpaid, Direct Defense and Cost Containment Expense Paid, Direct Defense and Cost Containment Expense Incurred, Direct Defense and Cost Containment Expense Unpaid, Commissions and Brokerage Expenses, Taxes, Licenses and Fees. Includes rows for various insurance types and a large 'NONE' watermark.

19.KS

NONE

(a) Finance and service charges not included in Lines 1 to 35 \$

(b) For health business on indicated lines report: Number of persons insured under PPO managed care products and number of persons insured under indemnity only products



ANNUAL STATEMENT FOR THE YEAR 2012 OF THE Plans' Liability Insurance Company

EXHIBIT OF PREMIUMS AND LOSSES (Statutory Page 14)

NAIC Group Code 00023

BUSINESS IN THE STATE OF Kentucky

DURING THE YEAR 2012

NAIC Company Code 26794

Table with 13 columns: Line of Business, Gross Premiums, Dividends Paid, Direct Unearned Premium Reserves, Direct Losses Paid, Direct Losses Incurred, Direct Losses Unpaid, Direct Defense and Cost Containment Expense Paid, Direct Defense and Cost Containment Expense Incurred, Direct Defense and Cost Containment Expense Unpaid, Commissions and Brokerage Expenses, Taxes, Licenses and Fees. Includes rows for various insurance types and a large 'NONE' watermark.

19.KY

NONE

(a) Finance and service charges not included in Lines 1 to 35 \$

(b) For health business on indicated lines report: Number of persons insured under PPO managed care products and number of persons insured under indemnity only products



ANNUAL STATEMENT FOR THE YEAR 2012 OF THE Plans' Liability Insurance Company

EXHIBIT OF PREMIUMS AND LOSSES (Statutory Page 14)

NAIC Group Code 00023

BUSINESS IN THE STATE OF Louisiana

DURING THE YEAR 2012

NAIC Company Code 26794

Table with columns: Line of Business, Gross Premiums, Dividends Paid, Direct Unearned Premium Reserves, Direct Losses Paid, Direct Losses Incurred, Direct Losses Unpaid, Direct Defense and Cost Containment Expense Paid, Direct Defense and Cost Containment Expense Incurred, Direct Defense and Cost Containment Expense Unpaid, Commissions and Brokerage Expenses, Taxes, Licenses and Fees. Includes rows for various insurance types and a large 'NONE' watermark.

19.LA

NONE

(a) Finance and service charges not included in Lines 1 to 35 \$

(b) For health business on indicated lines report: Number of persons insured under PPO managed care products and number of persons insured under indemnity only products



ANNUAL STATEMENT FOR THE YEAR 2012 OF THE Plans' Liability Insurance Company

EXHIBIT OF PREMIUMS AND LOSSES (Statutory Page 14)

NAIC Group Code 00023

BUSINESS IN THE STATE OF Maine

DURING THE YEAR 2012

NAIC Company Code 26794

Line of Business	Gross Premiums, including Policy and Membership Fees, Less Return Premiums and Premiums on Policies not Taken		3 Dividends Paid or Credited to Policyholders on Direct Business	4 Direct Unearned Premium Reserves	5 Direct Losses Paid (deducting salvage)	6 Direct Losses Incurred	7 Direct Losses Unpaid	8 Direct Defense and Cost Containment Expense Paid	9 Direct Defense and Cost Containment Expense Incurred	10 Direct Defense and Cost Containment Expense Unpaid	11 Commissions and Brokerage Expenses	12 Taxes, Licenses and Fees
	1 Direct Premiums Written	2 Direct Premiums Earned										
1. Fire												
2.1 Allied lines												
2.2 Multiple peril crop												
2.3 Federal flood												
3. Farmowners multiple peril												
4. Homeowners multiple peril												
5.1 Commercial multiple peril (non-liability portion)												
5.2 Commercial multiple peril (liability portion)												
6. Mortgage guaranty												
8. Ocean marine												
9. Inland marine												
10. Financial guaranty												
11. Medical professional liability												
12. Earthquake												
13. Group accident and health (b)												
14. Credit A & H (group and individual)												
15.1 Collectively renewable A & H (b)												
15.2 Non-cancelable A & H (b)												
15.3 Guaranteed renewable A & H (b)												
15.4 Non-renewable for stated reasons only (b)												
15.5 Other accident only												
15.6 Medicare Title XVIII exempt from state taxes or fees												
15.7 All other A & H (b)												
15.8 Federal employees health benefits program premium (b)												
16. Workers' compensation												
17.1 Other liability-Occurrence												
17.2 Other Liability-Claims-Made												
17.3 Excess workers' compensation												
18. Products liability												
19.1 Private passenger auto no-fault (personal injury protection)												
19.2 Other private passenger auto liability												
19.3 Commercial auto no-fault (personal injury protection)												
19.4 Other commercial auto liability												
21.1 Private passenger auto physical damage												
21.2 Commercial auto physical damage												
22. Aircraft (all perils)												
23. Fidelity												
24. Surety												
26. Burglary and theft												
27. Boiler and machinery												
28. Credit												
30. Warranty												
34. Aggregate write-ins for other lines of business	0	0	0	0	0	0	0	0	0	0	0	0
35. TOTALS (a)	0	0	0	0	0	0	0	0	0	0	0	0
DETAILS OF WRITE-INS												
3401.												
3402.												
3403.												
3498. Summary of remaining write-ins for Line 34 from overflow page	0	0	0	0	0	0	0	0	0	0	0	0
3499. Totals (Lines 3401 through 3403 Plus 3498) (Line 34 above)	0	0	0	0	0	0	0	0	0	0	0	0

NONE

19.ME

(a) Finance and service charges not included in Lines 1 to 35 \$

(b) For health business on indicated lines report: Number of persons insured under PPO managed care products and number of persons insured under indemnity only products



ANNUAL STATEMENT FOR THE YEAR 2012 OF THE Plans' Liability Insurance Company

EXHIBIT OF PREMIUMS AND LOSSES (Statutory Page 14)

NAIC Group Code 00023

BUSINESS IN THE STATE OF Maryland

DURING THE YEAR 2012

NAIC Company Code 26794

Table with columns: Line of Business, Gross Premiums, Dividends Paid, Direct Unearned Premium Reserves, Direct Losses Paid, Direct Losses Incurred, Direct Losses Unpaid, Direct Defense and Cost Containment Expense Paid, Direct Defense and Cost Containment Expense Incurred, Direct Defense and Cost Containment Expense Unpaid, Commissions and Brokerage Expenses, Taxes, Licenses and Fees. Includes rows for various insurance types and a large 'NONE' watermark.

19.MD

NONE

(a) Finance and service charges not included in Lines 1 to 35 \$

(b) For health business on indicated lines report: Number of persons insured under PPO managed care products and number of persons insured under indemnity only products



ANNUAL STATEMENT FOR THE YEAR 2012 OF THE Plans' Liability Insurance Company

EXHIBIT OF PREMIUMS AND LOSSES (Statutory Page 14)

NAIC Group Code 00023

BUSINESS IN THE STATE OF Massachusetts

DURING THE YEAR 2012

NAIC Company Code 26794

Line of Business	Gross Premiums, Including Policy and Membership Fees, Less Return Premiums and Premiums on Policies not Taken		3 Dividends Paid or Credited to Policyholders on Direct Business	4 Direct Unearned Premium Reserves	5 Direct Losses Paid (deducting salvage)	6 Direct Losses Incurred	7 Direct Losses Unpaid	8 Direct Defense and Cost Containment Expense Paid	9 Direct Defense and Cost Containment Expense Incurred	10 Direct Defense and Cost Containment Expense Unpaid	11 Commissions and Brokerage Expenses	12 Taxes, Licenses and Fees
	1 Direct Premiums Written	2 Direct Premiums Earned										
1. Fire												
2.1 Allied lines												
2.2 Multiple peril crop												
2.3 Federal flood												
3. Farmowners multiple peril												
4. Homeowners multiple peril												
5.1 Commercial multiple peril (non-liability portion)												
5.2 Commercial multiple peril (liability portion)												
6. Mortgage guaranty												
8. Ocean marine												
9. Inland marine												
10. Financial guaranty												
11. Medical professional liability												
12. Earthquake												
13. Group accident and health (b)												
14. Credit A & H (group and individual)												
15.1 Collectively renewable A & H (b)												
15.2 Non-cancelable A & H (b)												
15.3 Guaranteed renewable A & H (b)												
15.4 Non-renewable for stated reasons only (b)												
15.5 Other accident only												
15.6 Medicare Title XVIII exempt from state taxes or fees												
15.7 All other A & H (b)												
15.8 Federal employees health benefits program premium (b)												
16. Workers' compensation												
17.1 Other liability-Occurrence												
17.2 Other Liability-Claims-Made												
17.3 Excess workers' compensation												
18. Products liability												
19.1 Private passenger auto no-fault (personal injury protection)												
19.2 Other private passenger auto liability												
19.3 Commercial auto no-fault (personal injury protection)												
19.4 Other commercial auto liability												
21.1 Private passenger auto physical damage												
21.2 Commercial auto physical damage												
22. Aircraft (all perils)												
23. Fidelity												
24. Surety												
26. Burglary and theft												
27. Boiler and machinery												
28. Credit												
30. Warranty												
34. Aggregate write-ins for other lines of business	0	0	0	0	0	0	0	0	0	0	0	0
35. TOTALS (a)	0	0	0	0	0	0	0	0	0	0	0	0
DETAILS OF WRITE-INS												
3401.												
3402.												
3403.												
3498. Summary of remaining write-ins for Line 34 from overflow page	0	0	0	0	0	0	0	0	0	0	0	0
3499. Totals (Lines 3401 through 3403 Plus 3498) (Line 34 above)	0	0	0	0	0	0	0	0	0	0	0	0

NONE

19.MA

(a) Finance and service charges not included in Lines 1 to 35 \$

(b) For health business on indicated lines report: Number of persons insured under PPO managed care products and number of persons insured under indemnity only products



ANNUAL STATEMENT FOR THE YEAR 2012 OF THE Plans' Liability Insurance Company

EXHIBIT OF PREMIUMS AND LOSSES (Statutory Page 14)

NAIC Group Code 00023

BUSINESS IN THE STATE OF Michigan

DURING THE YEAR 2012

NAIC Company Code 26794

Line of Business	Gross Premiums, including Policy and Membership Fees, Less Return Premiums and Premiums on Policies not Taken		3 Dividends Paid or Credited to Policyholders on Direct Business	4 Direct Unearned Premium Reserves	5 Direct Losses Paid (deducting salvage)	6 Direct Losses Incurred	7 Direct Losses Unpaid	8 Direct Defense and Cost Containment Expense Paid	9 Direct Defense and Cost Containment Expense Incurred	10 Direct Defense and Cost Containment Expense Unpaid	11 Commissions and Brokerage Expenses	12 Taxes, Licenses and Fees
	1 Direct Premiums Written	2 Direct Premiums Earned										
1. Fire												
2.1 Allied lines												
2.2 Multiple peril crop												
2.3 Federal flood												
3. Farmowners multiple peril												
4. Homeowners multiple peril												
5.1 Commercial multiple peril (non-liability portion)												
5.2 Commercial multiple peril (liability portion)												
6. Mortgage guaranty												
8. Ocean marine												
9. Inland marine												
10. Financial guaranty												
11. Medical professional liability												
12. Earthquake												
13. Group accident and health (b)												
14. Credit A & H (group and individual)												
15.1 Collectively renewable A & H (b)												
15.2 Non-cancelable A & H (b)												
15.3 Guaranteed renewable A & H (b)												
15.4 Non-renewable for stated reasons only (b)												
15.5 Other accident only												
15.6 Medicare Title XVIII exempt from state taxes or fees												
15.7 All other A & H (b)												
15.8 Federal employees health benefits program premium (b)												
16. Workers' compensation												
17.1 Other liability-Occurrence												
17.2 Other Liability-Claims-Made												
17.3 Excess workers' compensation												
18. Products liability												
19.1 Private passenger auto no-fault (personal injury protection)												
19.2 Other private passenger auto liability												
19.3 Commercial auto no-fault (personal injury protection)												
19.4 Other commercial auto liability												
21.1 Private passenger auto physical damage												
21.2 Commercial auto physical damage												
22. Aircraft (all perils)												
23. Fidelity												
24. Surety												
26. Burglary and theft												
27. Boiler and machinery												
28. Credit												
30. Warranty												
34. Aggregate write-ins for other lines of business	0	0	0	0	0	0	0	0	0	0	0	0
35. TOTALS (a)	0	0	0	0	0	0	0	0	0	0	0	0
DETAILS OF WRITE-INS												
3401.												
3402.												
3403.												
3498. Summary of remaining write-ins for Line 34 from overflow page	0	0	0	0	0	0	0	0	0	0	0	0
3499. Totals (Lines 3401 through 3403 Plus 3498) (Line 34 above)	0	0	0	0	0	0	0	0	0	0	0	0

NONE

19.MI

(a) Finance and service charges not included in Lines 1 to 35 \$

(b) For health business on indicated lines report: Number of persons insured under PPO managed care products and number of persons insured under indemnity only products



ANNUAL STATEMENT FOR THE YEAR 2012 OF THE Plans' Liability Insurance Company

EXHIBIT OF PREMIUMS AND LOSSES (Statutory Page 14)

NAIC Group Code 00023

BUSINESS IN THE STATE OF Minnesota

DURING THE YEAR 2012

NAIC Company Code 26794

Line of Business	Gross Premiums, including Policy and Membership Fees, Less Return Premiums and Premiums on Policies not Taken		3 Dividends Paid or Credited to Policyholders on Direct Business	4 Direct Unearned Premium Reserves	5 Direct Losses Paid (deducting salvage)	6 Direct Losses Incurred	7 Direct Losses Unpaid	8 Direct Defense and Cost Containment Expense Paid	9 Direct Defense and Cost Containment Expense Incurred	10 Direct Defense and Cost Containment Expense Unpaid	11 Commissions and Brokerage Expenses	12 Taxes, Licenses and Fees
	1 Direct Premiums Written	2 Direct Premiums Earned										
1. Fire												
2.1 Allied lines												
2.2 Multiple peril crop												
2.3 Federal flood												
3. Farmowners multiple peril												
4. Homeowners multiple peril												
5.1 Commercial multiple peril (non-liability portion)												
5.2 Commercial multiple peril (liability portion)												
6. Mortgage guaranty												
8. Ocean marine												
9. Inland marine												
10. Financial guaranty												
11. Medical professional liability												
12. Earthquake												
13. Group accident and health (b)												
14. Credit A & H (group and individual)												
15.1 Collectively renewable A & H (b)												
15.2 Non-cancelable A & H (b)												
15.3 Guaranteed renewable A & H (b)												
15.4 Non-renewable for stated reasons only (b)												
15.5 Other accident only												
15.6 Medicare Title XVIII exempt from state taxes or fees												
15.7 All other A & H (b)												
15.8 Federal employees health benefits program premium (b)												
16. Workers' compensation												
17.1 Other liability-Occurrence												
17.2 Other Liability-Claims-Made												
17.3 Excess workers' compensation												
18. Products liability												
19.1 Private passenger auto no-fault (personal injury protection)												
19.2 Other private passenger auto liability												
19.3 Commercial auto no-fault (personal injury protection)												
19.4 Other commercial auto liability												
21.1 Private passenger auto physical damage												
21.2 Commercial auto physical damage												
22. Aircraft (all perils)												
23. Fidelity												
24. Surety												
26. Burglary and theft												
27. Boiler and machinery												
28. Credit												
30. Warranty												
34. Aggregate write-ins for other lines of business	0	0	0	0	0	0	0	0	0	0	0	0
35. TOTALS (a)	0	0	0	0	0	0	0	0	0	0	0	0
DETAILS OF WRITE-INS												
3401.												
3402.												
3403.												
3498. Summary of remaining write-ins for Line 34 from overflow page	0	0	0	0	0	0	0	0	0	0	0	0
3499. Totals (Lines 3401 through 3403 Plus 3498) (Line 34 above)	0	0	0	0	0	0	0	0	0	0	0	0

NONE

19.MN

(a) Finance and service charges not included in Lines 1 to 35 \$

(b) For health business on indicated lines report: Number of persons insured under PPO managed care products and number of persons insured under indemnity only products



ANNUAL STATEMENT FOR THE YEAR 2012 OF THE Plans' Liability Insurance Company

EXHIBIT OF PREMIUMS AND LOSSES (Statutory Page 14)

NAIC Group Code 00023

BUSINESS IN THE STATE OF Mississippi

DURING THE YEAR 2012

NAIC Company Code 26794

Line of Business	Gross Premiums, including Policy and Membership Fees, Less Return Premiums and Premiums on Policies not Taken		3 Dividends Paid or Credited to Policyholders on Direct Business	4 Direct Unearned Premium Reserves	5 Direct Losses Paid (deducting salvage)	6 Direct Losses Incurred	7 Direct Losses Unpaid	8 Direct Defense and Cost Containment Expense Paid	9 Direct Defense and Cost Containment Expense Incurred	10 Direct Defense and Cost Containment Expense Unpaid	11 Commissions and Brokerage Expenses	12 Taxes, Licenses and Fees
	1 Direct Premiums Written	2 Direct Premiums Earned										
1. Fire												
2.1 Allied lines												
2.2 Multiple peril crop												
2.3 Federal flood												
3. Farmowners multiple peril												
4. Homeowners multiple peril												
5.1 Commercial multiple peril (non-liability portion)												
5.2 Commercial multiple peril (liability portion)												
6. Mortgage guaranty												
8. Ocean marine												
9. Inland marine												
10. Financial guaranty												
11. Medical professional liability												
12. Earthquake												
13. Group accident and health (b)												
14. Credit A & H (group and individual)												
15.1 Collectively renewable A & H (b)												
15.2 Non-cancelable A & H (b)												
15.3 Guaranteed renewable A & H (b)												
15.4 Non-renewable for stated reasons only (b)												
15.5 Other accident only												
15.6 Medicare Title XVIII exempt from state taxes or fees												
15.7 All other A & H (b)												
15.8 Federal employees health benefits program premium (b)												
16. Workers' compensation												
17.1 Other liability-Occurrence												
17.2 Other Liability-Claims-Made												
17.3 Excess workers' compensation												
18. Products liability												
19.1 Private passenger auto no-fault (personal injury protection)												
19.2 Other private passenger auto liability												
19.3 Commercial auto no-fault (personal injury protection)												
19.4 Other commercial auto liability												
21.1 Private passenger auto physical damage												
21.2 Commercial auto physical damage												
22. Aircraft (all perils)												
23. Fidelity												
24. Surety												
26. Burglary and theft												
27. Boiler and machinery												
28. Credit												
30. Warranty												
34. Aggregate write-ins for other lines of business	0	0	0	0	0	0	0	0	0	0	0	0
35. TOTALS (a)	0	0	0	0	0	0	0	0	0	0	0	0
DETAILS OF WRITE-INS												
3401.												
3402.												
3403.												
3498. Summary of remaining write-ins for Line 34 from overflow page	0	0	0	0	0	0	0	0	0	0	0	0
3499. Totals (Lines 3401 through 3403 Plus 3498) (Line 34 above)	0	0	0	0	0	0	0	0	0	0	0	0

NONE

19.MS

(a) Finance and service charges not included in Lines 1 to 35 \$

(b) For health business on indicated lines report: Number of persons insured under PPO managed care products and number of persons insured under indemnity only products



ANNUAL STATEMENT FOR THE YEAR 2012 OF THE Plans' Liability Insurance Company

EXHIBIT OF PREMIUMS AND LOSSES (Statutory Page 14)

NAIC Group Code 00023

BUSINESS IN THE STATE OF Missouri

DURING THE YEAR 2012

NAIC Company Code 26794

Table with columns: Line of Business, Gross Premiums, Dividends Paid, Direct Unearned Premium Reserves, Direct Losses Paid, Direct Losses Incurred, Direct Losses Unpaid, Direct Defense and Cost Containment Expense Paid, Direct Defense and Cost Containment Expense Incurred, Direct Defense and Cost Containment Expense Unpaid, Commissions and Brokerage Expenses, Taxes, Licenses and Fees. Includes rows for various insurance types and a large 'NONE' watermark.

19.MO

NONE

(a) Finance and service charges not included in Lines 1 to 35 \$

(b) For health business on indicated lines report: Number of persons insured under PPO managed care products and number of persons insured under indemnity only products



ANNUAL STATEMENT FOR THE YEAR 2012 OF THE Plans' Liability Insurance Company

EXHIBIT OF PREMIUMS AND LOSSES (Statutory Page 14)

NAIC Group Code 00023

BUSINESS IN THE STATE OF Montana

DURING THE YEAR 2012

NAIC Company Code 26794

Table with columns: Line of Business, Gross Premiums, Dividends Paid, Direct Unearned Premium Reserves, Direct Losses Paid, Direct Losses Incurred, Direct Losses Unpaid, Direct Defense and Cost Containment Expense Paid, Direct Defense and Cost Containment Expense Incurred, Direct Defense and Cost Containment Expense Unpaid, Commissions and Brokerage Expenses, Taxes, Licenses and Fees. Includes rows for various insurance types and a large 'NONE' watermark.

19.MT

NONE

(a) Finance and service charges not included in Lines 1 to 35 \$

(b) For health business on indicated lines report: Number of persons insured under PPO managed care products and number of persons insured under indemnity only products



ANNUAL STATEMENT FOR THE YEAR 2012 OF THE Plans' Liability Insurance Company

EXHIBIT OF PREMIUMS AND LOSSES (Statutory Page 14)

NAIC Group Code 00023

BUSINESS IN THE STATE OF Nebraska

DURING THE YEAR 2012

NAIC Company Code 26794

Table with columns for Line of Business, Gross Premiums, Dividends Paid, Direct Unearned Premium Reserves, Direct Losses Paid, Direct Losses Incurred, Direct Losses Unpaid, Direct Defense and Cost Containment Expense Paid, Direct Defense and Cost Containment Expense Incurred, Direct Defense and Cost Containment Expense Unpaid, Commissions and Brokerage Expenses, Taxes, Licenses and Fees. Includes a large 'NONE' watermark across the table.

19.NE

NONE

(a) Finance and service charges not included in Lines 1 to 35 \$

(b) For health business on indicated lines report: Number of persons insured under PPO managed care products and number of persons insured under indemnity only products



ANNUAL STATEMENT FOR THE YEAR 2012 OF THE Plans' Liability Insurance Company

EXHIBIT OF PREMIUMS AND LOSSES (Statutory Page 14)

NAIC Group Code 00023

BUSINESS IN THE STATE OF Nevada

DURING THE YEAR 2012

NAIC Company Code 26794

Table with columns: Line of Business, Gross Premiums, Dividends Paid, Direct Unearned Premium Reserves, Direct Losses Paid, Direct Losses Incurred, Direct Losses Unpaid, Direct Defense and Cost Containment Expense Paid, Direct Defense and Cost Containment Expense Incurred, Direct Defense and Cost Containment Expense Unpaid, Commissions and Brokerage Expenses, Taxes, Licenses and Fees. Includes rows for various insurance types and a 'TOTALS' row.

NONE

19.NV

(a) Finance and service charges not included in Lines 1 to 35 \$

(b) For health business on indicated lines report: Number of persons insured under PPO managed care products and number of persons insured under indemnity only products



ANNUAL STATEMENT FOR THE YEAR 2012 OF THE Plans' Liability Insurance Company

EXHIBIT OF PREMIUMS AND LOSSES (Statutory Page 14)

NAIC Group Code 00023

BUSINESS IN THE STATE OF New Hampshire

DURING THE YEAR 2012

NAIC Company Code 26794

Line of Business	Gross Premiums, Including Policy and Membership Fees, Less Return Premiums and Premiums on Policies not Taken		3 Dividends Paid or Credited to Policyholders on Direct Business	4 Direct Unearned Premium Reserves	5 Direct Losses Paid (deducting salvage)	6 Direct Losses Incurred	7 Direct Losses Unpaid	8 Direct Defense and Cost Containment Expense Paid	9 Direct Defense and Cost Containment Expense Incurred	10 Direct Defense and Cost Containment Expense Unpaid	11 Commissions and Brokerage Expenses	12 Taxes, Licenses and Fees
	1 Direct Premiums Written	2 Direct Premiums Earned										
1. Fire												
2.1 Allied lines												
2.2 Multiple peril crop												
2.3 Federal flood												
3. Farmowners multiple peril												
4. Homeowners multiple peril												
5.1 Commercial multiple peril (non-liability portion)												
5.2 Commercial multiple peril (liability portion)												
6. Mortgage guaranty												
8. Ocean marine												
9. Inland marine												
10. Financial guaranty												
11. Medical professional liability												
12. Earthquake												
13. Group accident and health (b)												
14. Credit A & H (group and individual)												
15.1 Collectively renewable A & H (b)												
15.2 Non-cancelable A & H (b)												
15.3 Guaranteed renewable A & H (b)												
15.4 Non-renewable for stated reasons only (b)												
15.5 Other accident only												
15.6 Medicare Title XVIII exempt from state taxes or fees												
15.7 All other A & H (b)												
15.8 Federal employees health benefits program premium (b)												
16. Workers' compensation												
17.1 Other liability-Occurrence												
17.2 Other Liability-Claims-Made												
17.3 Excess workers' compensation												
18. Products liability												
19.1 Private passenger auto no-fault (personal injury protection)												
19.2 Other private passenger auto liability												
19.3 Commercial auto no-fault (personal injury protection)												
19.4 Other commercial auto liability												
21.1 Private passenger auto physical damage												
21.2 Commercial auto physical damage												
22. Aircraft (all perils)												
23. Fidelity												
24. Surety												
26. Burglary and theft												
27. Boiler and machinery												
28. Credit												
30. Warranty												
34. Aggregate write-ins for other lines of business	0	0	0	0	0	0	0	0	0	0	0	0
35. TOTALS (a)	0	0	0	0	0	0	0	0	0	0	0	0
DETAILS OF WRITE-INS												
3401.												
3402.												
3403.												
3498. Summary of remaining write-ins for Line 34 from overflow page	0	0	0	0	0	0	0	0	0	0	0	0
3499. Totals (Lines 3401 through 3403 Plus 3498) (Line 34 above)	0	0	0	0	0	0	0	0	0	0	0	0

NONE

19.NH

(a) Finance and service charges not included in Lines 1 to 35 \$

(b) For health business on indicated lines report: Number of persons insured under PPO managed care products and number of persons insured under indemnity only products



ANNUAL STATEMENT FOR THE YEAR 2012 OF THE Plans' Liability Insurance Company

EXHIBIT OF PREMIUMS AND LOSSES (Statutory Page 14)

NAIC Group Code 00023

BUSINESS IN THE STATE OF New Jersey

DURING THE YEAR 2012

NAIC Company Code 26794

Table with columns: Line of Business, Gross Premiums, Dividends Paid, Direct Unearned Premium Reserves, Direct Losses Paid, Direct Losses Incurred, Direct Losses Unpaid, Direct Defense and Cost Containment Expense Paid, Direct Defense and Cost Containment Expense Incurred, Direct Defense and Cost Containment Expense Unpaid, Commissions and Brokerage Expenses, Taxes, Licenses and Fees. Includes rows for various insurance types and a large 'NONE' watermark.

19.NJ

NONE

(a) Finance and service charges not included in Lines 1 to 35 \$

(b) For health business on indicated lines report: Number of persons insured under PPO managed care products and number of persons insured under indemnity only products



ANNUAL STATEMENT FOR THE YEAR 2012 OF THE Plans' Liability Insurance Company

EXHIBIT OF PREMIUMS AND LOSSES (Statutory Page 14)

NAIC Group Code 00023

BUSINESS IN THE STATE OF New Mexico

DURING THE YEAR 2012

NAIC Company Code 26794

Line of Business	Gross Premiums, Including Policy and Membership Fees, Less Return Premiums and Premiums on Policies not Taken		3 Dividends Paid or Credited to Policyholders on Direct Business	4 Direct Unearned Premium Reserves	5 Direct Losses Paid (deducting salvage)	6 Direct Losses Incurred	7 Direct Losses Unpaid	8 Direct Defense and Cost Containment Expense Paid	9 Direct Defense and Cost Containment Expense Incurred	10 Direct Defense and Cost Containment Expense Unpaid	11 Commissions and Brokerage Expenses	12 Taxes, Licenses and Fees
	1 Direct Premiums Written	2 Direct Premiums Earned										
1. Fire												
2.1 Allied lines												
2.2 Multiple peril crop												
2.3 Federal flood												
3. Farmowners multiple peril												
4. Homeowners multiple peril												
5.1 Commercial multiple peril (non-liability portion)												
5.2 Commercial multiple peril (liability portion)												
6. Mortgage guaranty												
8. Ocean marine												
9. Inland marine												
10. Financial guaranty												
11. Medical professional liability												
12. Earthquake												
13. Group accident and health (b)												
14. Credit A & H (group and individual)												
15.1 Collectively renewable A & H (b)												
15.2 Non-cancelable A & H (b)												
15.3 Guaranteed renewable A & H (b)												
15.4 Non-renewable for stated reasons only (b)												
15.5 Other accident only												
15.6 Medicare Title XVIII exempt from state taxes or fees												
15.7 All other A & H (b)												
15.8 Federal employees health benefits program premium (b)												
16. Workers' compensation												
17.1 Other liability-Occurrence												
17.2 Other Liability-Claims-Made												
17.3 Excess workers' compensation												
18. Products liability												
19.1 Private passenger auto no-fault (personal injury protection)												
19.2 Other private passenger auto liability												
19.3 Commercial auto no-fault (personal injury protection)												
19.4 Other commercial auto liability												
21.1 Private passenger auto physical damage												
21.2 Commercial auto physical damage												
22. Aircraft (all perils)												
23. Fidelity												
24. Surety												
26. Burglary and theft												
27. Boiler and machinery												
28. Credit												
30. Warranty												
34. Aggregate write-ins for other lines of business	0	0	0	0	0	0	0	0	0	0	0	0
35. TOTALS (a)	0	0	0	0	0	0	0	0	0	0	0	0
DETAILS OF WRITE-INS												
3401.												
3402.												
3403.												
3498. Summary of remaining write-ins for Line 34 from overflow page	0	0	0	0	0	0	0	0	0	0	0	0
3499. Totals (Lines 3401 through 3403 Plus 3498) (Line 34 above)	0	0	0	0	0	0	0	0	0	0	0	0

NONE

19.NM

(a) Finance and service charges not included in Lines 1 to 35 \$

(b) For health business on indicated lines report: Number of persons insured under PPO managed care products and number of persons insured under indemnity only products



ANNUAL STATEMENT FOR THE YEAR 2012 OF THE Plans' Liability Insurance Company

EXHIBIT OF PREMIUMS AND LOSSES (Statutory Page 14)

NAIC Group Code 00023

BUSINESS IN THE STATE OF New York

DURING THE YEAR 2012

NAIC Company Code 26794

Table with 13 columns: Line of Business, Gross Premiums, Dividends Paid, Direct Unearned Premium Reserves, Direct Losses Paid, Direct Losses Incurred, Direct Losses Unpaid, Direct Defense and Cost Containment Expense Paid, Direct Defense and Cost Containment Expense Incurred, Direct Defense and Cost Containment Expense Unpaid, Commissions and Brokerage Expenses, Taxes, Licenses and Fees. Includes rows for various insurance types and a large 'NONE' watermark.

19.NY

NONE

(a) Finance and service charges not included in Lines 1 to 35 \$

(b) For health business on indicated lines report: Number of persons insured under PPO managed care products and number of persons insured under indemnity only products



ANNUAL STATEMENT FOR THE YEAR 2012 OF THE Plans' Liability Insurance Company

EXHIBIT OF PREMIUMS AND LOSSES (Statutory Page 14)

NAIC Group Code 00023

BUSINESS IN THE STATE OF North Carolina

DURING THE YEAR 2012

NAIC Company Code 26794

Table with 13 columns: Line of Business, Gross Premiums, Dividends Paid, Direct Unearned Premium Reserves, Direct Losses Paid, Direct Losses Incurred, Direct Losses Unpaid, Direct Defense and Cost Containment Expense Paid, Direct Defense and Cost Containment Expense Incurred, Direct Defense and Cost Containment Expense Unpaid, Commissions and Brokerage Expenses, Taxes, Licenses and Fees. Includes rows for various insurance types and a large 'NONE' watermark.

19.NC

NONE

(a) Finance and service charges not included in Lines 1 to 35 \$

(b) For health business on indicated lines report: Number of persons insured under PPO managed care products and number of persons insured under indemnity only products



ANNUAL STATEMENT FOR THE YEAR 2012 OF THE Plans' Liability Insurance Company

EXHIBIT OF PREMIUMS AND LOSSES (Statutory Page 14)

NAIC Group Code 00023

BUSINESS IN THE STATE OF North Dakota

DURING THE YEAR 2012

NAIC Company Code 26794

Line of Business	Gross Premiums, Including Policy and Membership Fees, Less Return Premiums and Premiums on Policies not Taken		3 Dividends Paid or Credited to Policyholders on Direct Business	4 Direct Unearned Premium Reserves	5 Direct Losses Paid (deducting salvage)	6 Direct Losses Incurred	7 Direct Losses Unpaid	8 Direct Defense and Cost Containment Expense Paid	9 Direct Defense and Cost Containment Expense Incurred	10 Direct Defense and Cost Containment Expense Unpaid	11 Commissions and Brokerage Expenses	12 Taxes, Licenses and Fees
	1 Direct Premiums Written	2 Direct Premiums Earned										
1. Fire												
2.1 Allied lines												
2.2 Multiple peril crop												
2.3 Federal flood												
3. Farmowners multiple peril												
4. Homeowners multiple peril												
5.1 Commercial multiple peril (non-liability portion)												
5.2 Commercial multiple peril (liability portion)												
6. Mortgage guaranty												
8. Ocean marine												
9. Inland marine												
10. Financial guaranty												
11. Medical professional liability												
12. Earthquake												
13. Group accident and health (b)												
14. Credit A & H (group and individual)												
15.1 Collectively renewable A & H (b)												
15.2 Non-cancelable A & H (b)												
15.3 Guaranteed renewable A & H (b)												
15.4 Non-renewable for stated reasons only (b)												
15.5 Other accident only												
15.6 Medicare Title XVIII exempt from state taxes or fees												
15.7 All other A & H (b)												
15.8 Federal employees health benefits program premium (b)												
16. Workers' compensation												
17.1 Other liability-Occurrence												
17.2 Other Liability-Claims-Made												
17.3 Excess workers' compensation												
18. Products liability												
19.1 Private passenger auto no-fault (personal injury protection)												
19.2 Other private passenger auto liability												
19.3 Commercial auto no-fault (personal injury protection)												
19.4 Other commercial auto liability												
21.1 Private passenger auto physical damage												
21.2 Commercial auto physical damage												
22. Aircraft (all perils)												
23. Fidelity												
24. Surety												
26. Burglary and theft												
27. Boiler and machinery												
28. Credit												
30. Warranty												
34. Aggregate write-ins for other lines of business	0	0	0	0	0	0	0	0	0	0	0	0
35. TOTALS (a)	0	0	0	0	0	0	0	0	0	0	0	0
DETAILS OF WRITE-INS												
3401.												
3402.												
3403.												
3498. Summary of remaining write-ins for Line 34 from overflow page	0	0	0	0	0	0	0	0	0	0	0	0
3499. Totals (Lines 3401 through 3403 Plus 3498) (Line 34 above)	0	0	0	0	0	0	0	0	0	0	0	0

NONE

19.ND

(a) Finance and service charges not included in Lines 1 to 35 \$

(b) For health business on indicated lines report: Number of persons insured under PPO managed care products and number of persons insured under indemnity only products



ANNUAL STATEMENT FOR THE YEAR 2012 OF THE Plans' Liability Insurance Company

EXHIBIT OF PREMIUMS AND LOSSES (Statutory Page 14)

NAIC Group Code 00023

BUSINESS IN THE STATE OF Northern Mariana Islands

DURING THE YEAR 2012

NAIC Company Code 26794

Line of Business	Gross Premiums, Including Policy and Membership Fees, Less Return Premiums and Premiums on Policies not Taken		3 Dividends Paid or Credited to Policyholders on Direct Business	4 Direct Unearned Premium Reserves	5 Direct Losses Paid (deducting salvage)	6 Direct Losses Incurred	7 Direct Losses Unpaid	8 Direct Defense and Cost Containment Expense Paid	9 Direct Defense and Cost Containment Expense Incurred	10 Direct Defense and Cost Containment Expense Unpaid	11 Commissions and Brokerage Expenses	12 Taxes, Licenses and Fees
	1 Direct Premiums Written	2 Direct Premiums Earned										
1. Fire												
2.1 Allied lines												
2.2 Multiple peril crop												
2.3 Federal flood												
3. Farmowners multiple peril												
4. Homeowners multiple peril												
5.1 Commercial multiple peril (non-liability portion)												
5.2 Commercial multiple peril (liability portion)												
6. Mortgage guaranty												
8. Ocean marine												
9. Inland marine												
10. Financial guaranty												
11. Medical professional liability												
12. Earthquake												
13. Group accident and health (b)												
14. Credit A & H (group and individual)												
15.1 Collectively renewable A & H (b)												
15.2 Non-cancelable A & H (b)												
15.3 Guaranteed renewable A & H (b)												
15.4 Non-renewable for stated reasons only (b)												
15.5 Other accident only												
15.6 Medicare Title XVIII exempt from state taxes or fees												
15.7 All other A & H (b)												
15.8 Federal employees health benefits program premium (b)												
16. Workers' compensation												
17.1 Other liability-Occurrence												
17.2 Other Liability-Claims-Made												
17.3 Excess workers' compensation												
18. Products liability												
19.1 Private passenger auto no-fault (personal injury protection)												
19.2 Other private passenger auto liability												
19.3 Commercial auto no-fault (personal injury protection)												
19.4 Other commercial auto liability												
21.1 Private passenger auto physical damage												
21.2 Commercial auto physical damage												
22. Aircraft (all perils)												
23. Fidelity												
24. Surety												
26. Burglary and theft												
27. Boiler and machinery												
28. Credit												
30. Warranty												
34. Aggregate write-ins for other lines of business	0	0	0	0	0	0	0	0	0	0	0	0
35. TOTALS (a)	0	0	0	0	0	0	0	0	0	0	0	0
DETAILS OF WRITE-INS												
3401.												
3402.												
3403.												
3498. Summary of remaining write-ins for Line 34 from overflow page	0	0	0	0	0	0	0	0	0	0	0	0
3499. Totals (Lines 3401 through 3403 Plus 3498) (Line 34 above)	0	0	0	0	0	0	0	0	0	0	0	0

NONE

19.MP

(a) Finance and service charges not included in Lines 1 to 35 \$

(b) For health business on indicated lines report: Number of persons insured under PPO managed care products and number of persons insured under indemnity only products



ANNUAL STATEMENT FOR THE YEAR 2012 OF THE Plans' Liability Insurance Company

EXHIBIT OF PREMIUMS AND LOSSES (Statutory Page 14)

NAIC Group Code 00023

BUSINESS IN THE STATE OF Ohio

DURING THE YEAR 2012

NAIC Company Code 26794

Line of Business	Gross Premiums, Including Policy and Membership Fees, Less Return Premiums and Premiums on Policies not Taken		3 Dividends Paid or Credited to Policyholders on Direct Business	4 Direct Unearned Premium Reserves	5 Direct Losses Paid (deducting salvage)	6 Direct Losses Incurred	7 Direct Losses Unpaid	8 Direct Defense and Cost Containment Expense Paid	9 Direct Defense and Cost Containment Expense Incurred	10 Direct Defense and Cost Containment Expense Unpaid	11 Commissions and Brokerage Expenses	12 Taxes, Licenses and Fees
	1 Direct Premiums Written	2 Direct Premiums Earned										
1. Fire												
2.1 Allied lines												
2.2 Multiple peril crop												
2.3 Federal flood												
3. Farmowners multiple peril												
4. Homeowners multiple peril												
5.1 Commercial multiple peril (non-liability portion)												
5.2 Commercial multiple peril (liability portion)												
6. Mortgage guaranty												
8. Ocean marine												
9. Inland marine												
10. Financial guaranty												
11. Medical professional liability												
12. Earthquake												
13. Group accident and health (b)												
14. Credit A & H (group and individual)												
15.1 Collectively renewable A & H (b)												
15.2 Non-cancelable A & H (b)												
15.3 Guaranteed renewable A & H (b)												
15.4 Non-renewable for stated reasons only (b)												
15.5 Other accident only												
15.6 Medicare Title XVIII exempt from state taxes or fees												
15.7 All other A & H (b)												
15.8 Federal employees health benefits program premium (b)												
16. Workers' compensation												
17.1 Other liability-Occurrence												
17.2 Other Liability-Claims-Made												
17.3 Excess workers' compensation												
18. Products liability												
19.1 Private passenger auto no-fault (personal injury protection)												
19.2 Other private passenger auto liability												
19.3 Commercial auto no-fault (personal injury protection)												
19.4 Other commercial auto liability												
21.1 Private passenger auto physical damage												
21.2 Commercial auto physical damage												
22. Aircraft (all perils)												
23. Fidelity												
24. Surety												
26. Burglary and theft												
27. Boiler and machinery												
28. Credit												
30. Warranty												
34. Aggregate write-ins for other lines of business	0	0	0	0	0	0	0	0	0	0	0	0
35. TOTALS (a)	0	0	0	0	0	0	0	0	0	0	0	0
DETAILS OF WRITE-INS												
3401.												
3402.												
3403.												
3498. Summary of remaining write-ins for Line 34 from overflow page	0	0	0	0	0	0	0	0	0	0	0	0
3499. Totals (Lines 3401 through 3403 Plus 3498) (Line 34 above)	0	0	0	0	0	0	0	0	0	0	0	0

NONE

19.OH

(a) Finance and service charges not included in Lines 1 to 35 \$

(b) For health business on indicated lines report: Number of persons insured under PPO managed care products and number of persons insured under indemnity only products



ANNUAL STATEMENT FOR THE YEAR 2012 OF THE Plans' Liability Insurance Company

EXHIBIT OF PREMIUMS AND LOSSES (Statutory Page 14)

NAIC Group Code 00023

BUSINESS IN THE STATE OF Oklahoma

DURING THE YEAR 2012

NAIC Company Code 26794

Line of Business	Gross Premiums, including Policy and Membership Fees, Less Return Premiums and Premiums on Policies not Taken		3 Dividends Paid or Credited to Policyholders on Direct Business	4 Direct Unearned Premium Reserves	5 Direct Losses Paid (deducting salvage)	6 Direct Losses Incurred	7 Direct Losses Unpaid	8 Direct Defense and Cost Containment Expense Paid	9 Direct Defense and Cost Containment Expense Incurred	10 Direct Defense and Cost Containment Expense Unpaid	11 Commissions and Brokerage Expenses	12 Taxes, Licenses and Fees
	1 Direct Premiums Written	2 Direct Premiums Earned										
1. Fire												
2.1 Allied lines												
2.2 Multiple peril crop												
2.3 Federal flood												
3. Farmowners multiple peril												
4. Homeowners multiple peril												
5.1 Commercial multiple peril (non-liability portion)												
5.2 Commercial multiple peril (liability portion)												
6. Mortgage guaranty												
8. Ocean marine												
9. Inland marine												
10. Financial guaranty												
11. Medical professional liability												
12. Earthquake												
13. Group accident and health (b)												
14. Credit A & H (group and individual)												
15.1 Collectively renewable A & H (b)												
15.2 Non-cancelable A & H (b)												
15.3 Guaranteed renewable A & H (b)												
15.4 Non-renewable for stated reasons only (b)												
15.5 Other accident only												
15.6 Medicare Title XVIII exempt from state taxes or fees												
15.7 All other A & H (b)												
15.8 Federal employees health benefits program premium (b)												
16. Workers' compensation												
17.1 Other liability-Occurrence												
17.2 Other Liability-Claims-Made												
17.3 Excess workers' compensation												
18. Products liability												
19.1 Private passenger auto no-fault (personal injury protection)												
19.2 Other private passenger auto liability												
19.3 Commercial auto no-fault (personal injury protection)												
19.4 Other commercial auto liability												
21.1 Private passenger auto physical damage												
21.2 Commercial auto physical damage												
22. Aircraft (all perils)												
23. Fidelity												
24. Surety												
26. Burglary and theft												
27. Boiler and machinery												
28. Credit												
30. Warranty												
34. Aggregate write-ins for other lines of business	0	0	0	0	0	0	0	0	0	0	0	0
35. TOTALS (a)	0	0	0	0	0	0	0	0	0	0	0	0
DETAILS OF WRITE-INS												
3401.												
3402.												
3403.												
3498. Summary of remaining write-ins for Line 34 from overflow page	0	0	0	0	0	0	0	0	0	0	0	0
3499. Totals (Lines 3401 through 3403 Plus 3498) (Line 34 above)	0	0	0	0	0	0	0	0	0	0	0	0

NONE

19.OK

(a) Finance and service charges not included in Lines 1 to 35 \$

(b) For health business on indicated lines report: Number of persons insured under PPO managed care products and number of persons insured under indemnity only products



ANNUAL STATEMENT FOR THE YEAR 2012 OF THE Plans' Liability Insurance Company

EXHIBIT OF PREMIUMS AND LOSSES (Statutory Page 14)

NAIC Group Code 00023

BUSINESS IN THE STATE OF Oregon

DURING THE YEAR 2012

NAIC Company Code 26794

Table with 13 columns: Line of Business, Gross Premiums, Dividends Paid, Direct Unearned Premium Reserves, Direct Losses Paid, Direct Losses Incurred, Direct Losses Unpaid, Direct Defense and Cost Containment Expense Paid, Direct Defense and Cost Containment Expense Incurred, Direct Defense and Cost Containment Expense Unpaid, Commissions and Brokerage Expenses, Taxes, Licenses and Fees. Includes rows for various insurance types and a 'TOTALS' row.

NONE

19. OR

(a) Finance and service charges not included in Lines 1 to 35 \$

(b) For health business on indicated lines report: Number of persons insured under PPO managed care products and number of persons insured under indemnity only products



ANNUAL STATEMENT FOR THE YEAR 2012 OF THE Plans' Liability Insurance Company

EXHIBIT OF PREMIUMS AND LOSSES (Statutory Page 14)

NAIC Group Code 00023

BUSINESS IN THE STATE OF Pennsylvania

DURING THE YEAR 2012

NAIC Company Code 26794

Line of Business	Gross Premiums, Including Policy and Membership Fees, Less Return Premiums and Premiums on Policies not Taken		3 Dividends Paid or Credited to Policyholders on Direct Business	4 Direct Unearned Premium Reserves	5 Direct Losses Paid (deducting salvage)	6 Direct Losses Incurred	7 Direct Losses Unpaid	8 Direct Defense and Cost Containment Expense Paid	9 Direct Defense and Cost Containment Expense Incurred	10 Direct Defense and Cost Containment Expense Unpaid	11 Commissions and Brokerage Expenses	12 Taxes, Licenses and Fees
	1 Direct Premiums Written	2 Direct Premiums Earned										
1. Fire												
2.1 Allied lines												
2.2 Multiple peril crop												
2.3 Federal flood												
3. Farmowners multiple peril												
4. Homeowners multiple peril												
5.1 Commercial multiple peril (non-liability portion)												
5.2 Commercial multiple peril (liability portion)												
6. Mortgage guaranty												
8. Ocean marine												
9. Inland marine												
10. Financial guaranty												
11. Medical professional liability												
12. Earthquake												
13. Group accident and health (b)												
14. Credit A & H (group and individual)												
15.1 Collectively renewable A & H (b)												
15.2 Non-cancelable A & H (b)												
15.3 Guaranteed renewable A & H (b)												
15.4 Non-renewable for stated reasons only (b)												
15.5 Other accident only												
15.6 Medicare Title XVIII exempt from state taxes or fees												
15.7 All other A & H (b)												
15.8 Federal employees health benefits program premium (b)												
16. Workers' compensation												
17.1 Other liability-Occurrence												
17.2 Other Liability-Claims-Made												
17.3 Excess workers' compensation												
18. Products liability												
19.1 Private passenger auto no-fault (personal injury protection)												
19.2 Other private passenger auto liability												
19.3 Commercial auto no-fault (personal injury protection)												
19.4 Other commercial auto liability												
21.1 Private passenger auto physical damage												
21.2 Commercial auto physical damage												
22. Aircraft (all perils)												
23. Fidelity												
24. Surety												
26. Burglary and theft												
27. Boiler and machinery												
28. Credit												
30. Warranty												
34. Aggregate write-ins for other lines of business	0	0	0	0	0	0	0	0	0	0	0	0
35. TOTALS (a)	0	0	0	0	0	0	0	0	0	0	0	0
DETAILS OF WRITE-INS												
3401.												
3402.												
3403.												
3498. Summary of remaining write-ins for Line 34 from overflow page	0	0	0	0	0	0	0	0	0	0	0	0
3499. Totals (Lines 3401 through 3403 Plus 3498) (Line 34 above)	0	0	0	0	0	0	0	0	0	0	0	0

NONE

19.PA

(a) Finance and service charges not included in Lines 1 to 35 \$

(b) For health business on indicated lines report: Number of persons insured under PPO managed care products and number of persons insured under indemnity only products



ANNUAL STATEMENT FOR THE YEAR 2012 OF THE Plans' Liability Insurance Company

EXHIBIT OF PREMIUMS AND LOSSES (Statutory Page 14)

NAIC Group Code 00023

BUSINESS IN THE STATE OF Puerto Rico

DURING THE YEAR 2012

NAIC Company Code 26794

Table with 13 columns: Line of Business, Gross Premiums, Dividends Paid, Direct Unearned Premium Reserves, Direct Losses Paid, Direct Losses Incurred, Direct Losses Unpaid, Direct Defense and Cost Containment Expense Paid, Direct Defense and Cost Containment Expense Incurred, Direct Defense and Cost Containment Expense Unpaid, Commissions and Brokerage Expenses, Taxes, Licenses and Fees. Includes rows for various insurance types and a 'TOTALS' row.

NONE

19.PP.R

(a) Finance and service charges not included in Lines 1 to 35 \$

(b) For health business on indicated lines report: Number of persons insured under PPO managed care products and number of persons insured under indemnity only products



ANNUAL STATEMENT FOR THE YEAR 2012 OF THE Plans' Liability Insurance Company

EXHIBIT OF PREMIUMS AND LOSSES (Statutory Page 14)

NAIC Group Code 00023

BUSINESS IN THE STATE OF Rhode Island

DURING THE YEAR 2012

NAIC Company Code 26794

Table with 13 columns: Line of Business, Gross Premiums, Dividends Paid, Direct Unearned Premium Reserves, Direct Losses Paid, Direct Losses Incurred, Direct Losses Unpaid, Direct Defense and Cost Containment Expense Paid, Direct Defense and Cost Containment Expense Incurred, Direct Defense and Cost Containment Expense Unpaid, Commissions and Brokerage Expenses, Taxes, Licenses and Fees. Includes rows for various insurance types and a large 'NONE' watermark.

19.RI

NONE

(a) Finance and service charges not included in Lines 1 to 35 \$

(b) For health business on indicated lines report: Number of persons insured under PPO managed care products and number of persons insured under indemnity only products



ANNUAL STATEMENT FOR THE YEAR 2012 OF THE Plans' Liability Insurance Company

EXHIBIT OF PREMIUMS AND LOSSES (Statutory Page 14)

NAIC Group Code 00023

BUSINESS IN THE STATE OF South Carolina

DURING THE YEAR 2012

NAIC Company Code 26794

Table with 13 columns: Line of Business, Gross Premiums, Dividends Paid, Direct Unearned Premium Reserves, Direct Losses Paid, Direct Losses Incurred, Direct Losses Unpaid, Direct Defense and Cost Containment Expense Paid, Direct Defense and Cost Containment Expense Incurred, Direct Defense and Cost Containment Expense Unpaid, Commissions and Brokerage Expenses, Taxes, Licenses and Fees. Includes rows for various insurance types and a 'TOTALS' row.

NONE

19.SC

(a) Finance and service charges not included in Lines 1 to 35 \$

(b) For health business on indicated lines report: Number of persons insured under PPO managed care products and number of persons insured under indemnity only products



ANNUAL STATEMENT FOR THE YEAR 2012 OF THE Plans' Liability Insurance Company

EXHIBIT OF PREMIUMS AND LOSSES (Statutory Page 14)

NAIC Group Code 00023

BUSINESS IN THE STATE OF South Dakota

DURING THE YEAR 2012

NAIC Company Code 26794

Line of Business	Gross Premiums, including Policy and Membership Fees, Less Return Premiums and Premiums on Policies not Taken		3 Dividends Paid or Credited to Policyholders on Direct Business	4 Direct Unearned Premium Reserves	5 Direct Losses Paid (deducting salvage)	6 Direct Losses Incurred	7 Direct Losses Unpaid	8 Direct Defense and Cost Containment Expense Paid	9 Direct Defense and Cost Containment Expense Incurred	10 Direct Defense and Cost Containment Expense Unpaid	11 Commissions and Brokerage Expenses	12 Taxes, Licenses and Fees
	1 Direct Premiums Written	2 Direct Premiums Earned										
1. Fire												
2.1 Allied lines												
2.2 Multiple peril crop												
2.3 Federal flood												
3. Farmowners multiple peril												
4. Homeowners multiple peril												
5.1 Commercial multiple peril (non-liability portion)												
5.2 Commercial multiple peril (liability portion)												
6. Mortgage guaranty												
8. Ocean marine												
9. Inland marine												
10. Financial guaranty												
11. Medical professional liability												
12. Earthquake												
13. Group accident and health (b)												
14. Credit A & H (group and individual)												
15.1 Collectively renewable A & H (b)												
15.2 Non-cancelable A & H (b)												
15.3 Guaranteed renewable A & H (b)												
15.4 Non-renewable for stated reasons only (b)												
15.5 Other accident only												
15.6 Medicare Title XVIII exempt from state taxes or fees												
15.7 All other A & H (b)												
15.8 Federal employees health benefits program premium (b)												
16. Workers' compensation												
17.1 Other liability-Occurrence												
17.2 Other Liability-Claims-Made												
17.3 Excess workers' compensation												
18. Products liability												
19.1 Private passenger auto no-fault (personal injury protection)												
19.2 Other private passenger auto liability												
19.3 Commercial auto no-fault (personal injury protection)												
19.4 Other commercial auto liability												
21.1 Private passenger auto physical damage												
21.2 Commercial auto physical damage												
22. Aircraft (all perils)												
23. Fidelity												
24. Surety												
26. Burglary and theft												
27. Boiler and machinery												
28. Credit												
30. Warranty												
34. Aggregate write-ins for other lines of business	0	0	0	0	0	0	0	0	0	0	0	0
35. TOTALS (a)	0	0	0	0	0	0	0	0	0	0	0	0
DETAILS OF WRITE-INS												
3401.												
3402.												
3403.												
3498. Summary of remaining write-ins for Line 34 from overflow page	0	0	0	0	0	0	0	0	0	0	0	0
3499. Totals (Lines 3401 through 3403 Plus 3498) (Line 34 above)	0	0	0	0	0	0	0	0	0	0	0	0

NONE

19.SD

(a) Finance and service charges not included in Lines 1 to 35 \$

(b) For health business on indicated lines report: Number of persons insured under PPO managed care products and number of persons insured under indemnity only products



ANNUAL STATEMENT FOR THE YEAR 2012 OF THE Plans' Liability Insurance Company

EXHIBIT OF PREMIUMS AND LOSSES (Statutory Page 14)

NAIC Group Code 00023

BUSINESS IN THE STATE OF Tennessee

DURING THE YEAR 2012

NAIC Company Code 26794

Table with 13 columns: Line of Business, Direct Premiums Written, Direct Premiums Earned, Dividends Paid or Credited to Policyholders on Direct Business, Direct Unearned Premium Reserves, Direct Losses Paid (deducting salvage), Direct Losses Incurred, Direct Losses Unpaid, Direct Defense and Cost Containment Expense Paid, Direct Defense and Cost Containment Expense Incurred, Direct Defense and Cost Containment Expense Unpaid, Commissions and Brokerage Expenses, Taxes, Licenses and Fees. Includes rows for various insurance types and a large 'NONE' watermark.

19.TN

NONE

(a) Finance and service charges not included in Lines 1 to 35 \$

(b) For health business on indicated lines report: Number of persons insured under PPO managed care products and number of persons insured under indemnity only products



ANNUAL STATEMENT FOR THE YEAR 2012 OF THE Plans' Liability Insurance Company

EXHIBIT OF PREMIUMS AND LOSSES (Statutory Page 14)

NAIC Group Code 00023

BUSINESS IN THE STATE OF Texas

DURING THE YEAR 2012

NAIC Company Code 26794

Line of Business	Gross Premiums, including Policy and Membership Fees, Less Return Premiums and Premiums on Policies not Taken		3 Dividends Paid or Credited to Policyholders on Direct Business	4 Direct Unearned Premium Reserves	5 Direct Losses Paid (deducting salvage)	6 Direct Losses Incurred	7 Direct Losses Unpaid	8 Direct Defense and Cost Containment Expense Paid	9 Direct Defense and Cost Containment Expense Incurred	10 Direct Defense and Cost Containment Expense Unpaid	11 Commissions and Brokerage Expenses	12 Taxes, Licenses and Fees
	1 Direct Premiums Written	2 Direct Premiums Earned										
1. Fire												
2.1 Allied lines												
2.2 Multiple peril crop												
2.3 Federal flood												
3. Farmowners multiple peril												
4. Homeowners multiple peril												
5.1 Commercial multiple peril (non-liability portion)												
5.2 Commercial multiple peril (liability portion)												
6. Mortgage guaranty												
8. Ocean marine												
9. Inland marine												
10. Financial guaranty												
11. Medical professional liability												
12. Earthquake												
13. Group accident and health (b)												
14. Credit A & H (group and individual)												
15.1 Collectively renewable A & H (b)												
15.2 Non-cancelable A & H (b)												
15.3 Guaranteed renewable A & H (b)												
15.4 Non-renewable for stated reasons only (b)												
15.5 Other accident only												
15.6 Medicare Title XVIII exempt from state taxes or fees												
15.7 All other A & H (b)												
15.8 Federal employees health benefits program premium (b)												
16. Workers' compensation												
17.1 Other liability-Occurrence												
17.2 Other Liability-Claims-Made												
17.3 Excess workers' compensation												
18. Products liability												
19.1 Private passenger auto no-fault (personal injury protection)												
19.2 Other private passenger auto liability												
19.3 Commercial auto no-fault (personal injury protection)												
19.4 Other commercial auto liability												
21.1 Private passenger auto physical damage												
21.2 Commercial auto physical damage												
22. Aircraft (all perils)												
23. Fidelity												
24. Surety												
26. Burglary and theft												
27. Boiler and machinery												
28. Credit												
30. Warranty												
34. Aggregate write-ins for other lines of business	0	0	0	0	0	0	0	0	0	0	0	0
35. TOTALS (a)	0	0	0	0	0	0	0	0	0	0	0	0
DETAILS OF WRITE-INS												
3401.												
3402.												
3403.												
3498. Summary of remaining write-ins for Line 34 from overflow page	0	0	0	0	0	0	0	0	0	0	0	0
3499. Totals (Lines 3401 through 3403 Plus 3498) (Line 34 above)	0	0	0	0	0	0	0	0	0	0	0	0

NONE

19.TX

(a) Finance and service charges not included in Lines 1 to 35 \$

(b) For health business on indicated lines report: Number of persons insured under PPO managed care products and number of persons insured under indemnity only products



ANNUAL STATEMENT FOR THE YEAR 2012 OF THE Plans' Liability Insurance Company

EXHIBIT OF PREMIUMS AND LOSSES (Statutory Page 14)

NAIC Group Code 00023

BUSINESS IN THE STATE OF U.S. Virgin Islands

DURING THE YEAR 2012

NAIC Company Code 26794

Line of Business	Gross Premiums, Including Policy and Membership Fees, Less Return Premiums and Premiums on Policies not Taken		3 Dividends Paid or Credited to Policyholders on Direct Business	4 Direct Unearned Premium Reserves	5 Direct Losses Paid (deducting salvage)	6 Direct Losses Incurred	7 Direct Losses Unpaid	8 Direct Defense and Cost Containment Expense Paid	9 Direct Defense and Cost Containment Expense Incurred	10 Direct Defense and Cost Containment Expense Unpaid	11 Commissions and Brokerage Expenses	12 Taxes, Licenses and Fees
	1 Direct Premiums Written	2 Direct Premiums Earned										
1. Fire												
2.1 Allied lines												
2.2 Multiple peril crop												
2.3 Federal flood												
3. Farmowners multiple peril												
4. Homeowners multiple peril												
5.1 Commercial multiple peril (non-liability portion)												
5.2 Commercial multiple peril (liability portion)												
6. Mortgage guaranty												
8. Ocean marine												
9. Inland marine												
10. Financial guaranty												
11. Medical professional liability												
12. Earthquake												
13. Group accident and health (b)												
14. Credit A & H (group and individual)												
15.1 Collectively renewable A & H (b)												
15.2 Non-cancelable A & H (b)												
15.3 Guaranteed renewable A & H (b)												
15.4 Non-renewable for stated reasons only (b)												
15.5 Other accident only												
15.6 Medicare Title XVIII exempt from state taxes or fees												
15.7 All other A & H (b)												
15.8 Federal employees health benefits program premium (b)												
16. Workers' compensation												
17.1 Other liability-Occurrence												
17.2 Other Liability-Claims-Made												
17.3 Excess workers' compensation												
18. Products liability												
19.1 Private passenger auto no-fault (personal injury protection)												
19.2 Other private passenger auto liability												
19.3 Commercial auto no-fault (personal injury protection)												
19.4 Other commercial auto liability												
21.1 Private passenger auto physical damage												
21.2 Commercial auto physical damage												
22. Aircraft (all perils)												
23. Fidelity												
24. Surety												
26. Burglary and theft												
27. Boiler and machinery												
28. Credit												
30. Warranty												
34. Aggregate write-ins for other lines of business	0	0	0	0	0	0	0	0	0	0	0	0
35. TOTALS (a)	0	0	0	0	0	0	0	0	0	0	0	0
DETAILS OF WRITE-INS												
3401.												
3402.												
3403.												
3498. Summary of remaining write-ins for Line 34 from overflow page	0	0	0	0	0	0	0	0	0	0	0	0
3499. Totals (Lines 3401 through 3403 Plus 3498) (Line 34 above)	0	0	0	0	0	0	0	0	0	0	0	0

NONE

19.VI

(a) Finance and service charges not included in Lines 1 to 35 \$

(b) For health business on indicated lines report: Number of persons insured under PPO managed care products and number of persons insured under indemnity only products



ANNUAL STATEMENT FOR THE YEAR 2012 OF THE Plans' Liability Insurance Company

EXHIBIT OF PREMIUMS AND LOSSES (Statutory Page 14)

NAIC Group Code 00023

BUSINESS IN THE STATE OF Utah

DURING THE YEAR 2012

NAIC Company Code 26794

Table with columns: Line of Business, Gross Premiums, Dividends Paid, Direct Unearned Premium Reserves, Direct Losses Paid, Direct Losses Incurred, Direct Losses Unpaid, Direct Defense and Cost Containment Expense Paid, Direct Defense and Cost Containment Expense Incurred, Direct Defense and Cost Containment Expense Unpaid, Commissions and Brokerage Expenses, Taxes, Licenses and Fees. Includes rows for various insurance types and a large 'NONE' watermark.

19.UJ

NONE

(a) Finance and service charges not included in Lines 1 to 35 \$

(b) For health business on indicated lines report: Number of persons insured under PPO managed care products and number of persons insured under indemnity only products



ANNUAL STATEMENT FOR THE YEAR 2012 OF THE Plans' Liability Insurance Company

EXHIBIT OF PREMIUMS AND LOSSES (Statutory Page 14)

NAIC Group Code 00023

BUSINESS IN THE STATE OF Vermont

DURING THE YEAR 2012

NAIC Company Code 26794

Table with 13 columns: Line of Business, Gross Premiums, Dividends Paid, Direct Unearned Premium Reserves, Direct Losses Paid, Direct Losses Incurred, Direct Losses Unpaid, Direct Defense and Cost Containment Expense Paid, Direct Defense and Cost Containment Expense Incurred, Direct Defense and Cost Containment Expense Unpaid, Commissions and Brokerage Expenses, Taxes, Licenses and Fees. Includes rows for various insurance types and a large 'NONE' watermark.

19.VT

NONE

(a) Finance and service charges not included in Lines 1 to 35 \$

(b) For health business on indicated lines report: Number of persons insured under PPO managed care products and number of persons insured under indemnity only products



ANNUAL STATEMENT FOR THE YEAR 2012 OF THE Plans' Liability Insurance Company

EXHIBIT OF PREMIUMS AND LOSSES (Statutory Page 14)

NAIC Group Code 00023

BUSINESS IN THE STATE OF Virginia

DURING THE YEAR 2012

NAIC Company Code 26794

Table with 13 columns: Line of Business, Gross Premiums, Dividends Paid, Direct Unearned Premium Reserves, Direct Losses Paid, Direct Losses Incurred, Direct Losses Unpaid, Direct Defense and Cost Containment Expense Paid, Direct Defense and Cost Containment Expense Incurred, Direct Defense and Cost Containment Expense Unpaid, Commissions and Brokerage Expenses, Taxes, Licenses and Fees. Includes rows for various insurance types and a large 'NONE' watermark.

19.VA

NONE

(a) Finance and service charges not included in Lines 1 to 35 \$

(b) For health business on indicated lines report: Number of persons insured under PPO managed care products and number of persons insured under indemnity only products



ANNUAL STATEMENT FOR THE YEAR 2012 OF THE Plans' Liability Insurance Company

EXHIBIT OF PREMIUMS AND LOSSES (Statutory Page 14)

NAIC Group Code 00023

BUSINESS IN THE STATE OF Washington

DURING THE YEAR 2012

NAIC Company Code 26794

Table with 13 columns: Line of Business, Gross Premiums, Dividends Paid, Direct Unearned Premium Reserves, Direct Losses Paid, Direct Losses Incurred, Direct Losses Unpaid, Direct Defense and Cost Containment Expense Paid, Direct Defense and Cost Containment Expense Incurred, Direct Defense and Cost Containment Expense Unpaid, Commissions and Brokerage Expenses, Taxes, Licenses and Fees. Includes rows for various insurance types and a large 'NONE' watermark.

19.WA

NONE

(a) Finance and service charges not included in Lines 1 to 35 \$

(b) For health business on indicated lines report: Number of persons insured under PPO managed care products and number of persons insured under indemnity only products



ANNUAL STATEMENT FOR THE YEAR 2012 OF THE Plans' Liability Insurance Company

EXHIBIT OF PREMIUMS AND LOSSES (Statutory Page 14)

NAIC Group Code 00023

BUSINESS IN THE STATE OF West Virginia

DURING THE YEAR 2012

NAIC Company Code 26794

Line of Business	Gross Premiums, Including Policy and Membership Fees, Less Return Premiums and Premiums on Policies not Taken		3 Dividends Paid or Credited to Policyholders on Direct Business	4 Direct Unearned Premium Reserves	5 Direct Losses Paid (deducting salvage)	6 Direct Losses Incurred	7 Direct Losses Unpaid	8 Direct Defense and Cost Containment Expense Paid	9 Direct Defense and Cost Containment Expense Incurred	10 Direct Defense and Cost Containment Expense Unpaid	11 Commissions and Brokerage Expenses	12 Taxes, Licenses and Fees
	1 Direct Premiums Written	2 Direct Premiums Earned										
1. Fire												
2.1 Allied lines												
2.2 Multiple peril crop												
2.3 Federal flood												
3. Farmowners multiple peril												
4. Homeowners multiple peril												
5.1 Commercial multiple peril (non-liability portion)												
5.2 Commercial multiple peril (liability portion)												
6. Mortgage guaranty												
8. Ocean marine												
9. Inland marine												
10. Financial guaranty												
11. Medical professional liability												
12. Earthquake												
13. Group accident and health (b)												
14. Credit A & H (group and individual)												
15.1 Collectively renewable A & H (b)												
15.2 Non-cancelable A & H (b)												
15.3 Guaranteed renewable A & H (b)												
15.4 Non-renewable for stated reasons only (b)												
15.5 Other accident only												
15.6 Medicare Title XVIII exempt from state taxes or fees												
15.7 All other A & H (b)												
15.8 Federal employees health benefits program premium (b)												
16. Workers' compensation												
17.1 Other liability-Occurrence												
17.2 Other Liability-Claims-Made												
17.3 Excess workers' compensation												
18. Products liability												
19.1 Private passenger auto no-fault (personal injury protection)												
19.2 Other private passenger auto liability												
19.3 Commercial auto no-fault (personal injury protection)												
19.4 Other commercial auto liability												
21.1 Private passenger auto physical damage												
21.2 Commercial auto physical damage												
22. Aircraft (all perils)												
23. Fidelity												
24. Surety												
26. Burglary and theft												
27. Boiler and machinery												
28. Credit												
30. Warranty												
34. Aggregate write-ins for other lines of business	0	0	0	0	0	0	0	0	0	0	0	0
35. TOTALS (a)	0	0	0	0	0	0	0	0	0	0	0	0
DETAILS OF WRITE-INS												
3401.												
3402.												
3403.												
3498. Summary of remaining write-ins for Line 34 from overflow page	0	0	0	0	0	0	0	0	0	0	0	0
3499. Totals (Lines 3401 through 3403 Plus 3498) (Line 34 above)	0	0	0	0	0	0	0	0	0	0	0	0

NONE

19.WV

(a) Finance and service charges not included in Lines 1 to 35 \$

(b) For health business on indicated lines report: Number of persons insured under PPO managed care products and number of persons insured under indemnity only products



ANNUAL STATEMENT FOR THE YEAR 2012 OF THE Plans' Liability Insurance Company

EXHIBIT OF PREMIUMS AND LOSSES (Statutory Page 14)

NAIC Group Code 00023

BUSINESS IN THE STATE OF Wisconsin

DURING THE YEAR 2012

NAIC Company Code 26794

Line of Business	Gross Premiums, including Policy and Membership Fees, Less Return Premiums and Premiums on Policies not Taken		3 Dividends Paid or Credited to Policyholders on Direct Business	4 Direct Unearned Premium Reserves	5 Direct Losses Paid (deducting salvage)	6 Direct Losses Incurred	7 Direct Losses Unpaid	8 Direct Defense and Cost Containment Expense Paid	9 Direct Defense and Cost Containment Expense Incurred	10 Direct Defense and Cost Containment Expense Unpaid	11 Commissions and Brokerage Expenses	12 Taxes, Licenses and Fees
	1 Direct Premiums Written	2 Direct Premiums Earned										
1. Fire												
2.1 Allied lines												
2.2 Multiple peril crop												
2.3 Federal flood												
3. Farmowners multiple peril												
4. Homeowners multiple peril												
5.1 Commercial multiple peril (non-liability portion)												
5.2 Commercial multiple peril (liability portion)												
6. Mortgage guaranty												
8. Ocean marine												
9. Inland marine												
10. Financial guaranty												
11. Medical professional liability												
12. Earthquake												
13. Group accident and health (b)												
14. Credit A & H (group and individual)												
15.1 Collectively renewable A & H (b)												
15.2 Non-cancelable A & H (b)												
15.3 Guaranteed renewable A & H (b)												
15.4 Non-renewable for stated reasons only (b)												
15.5 Other accident only												
15.6 Medicare Title XVIII exempt from state taxes or fees												
15.7 All other A & H (b)												
15.8 Federal employees health benefits program premium (b)												
16. Workers' compensation												
17.1 Other liability-Occurrence												
17.2 Other Liability-Claims-Made												
17.3 Excess workers' compensation												
18. Products liability												
19.1 Private passenger auto no-fault (personal injury protection)												
19.2 Other private passenger auto liability												
19.3 Commercial auto no-fault (personal injury protection)												
19.4 Other commercial auto liability												
21.1 Private passenger auto physical damage												
21.2 Commercial auto physical damage												
22. Aircraft (all perils)												
23. Fidelity												
24. Surety												
26. Burglary and theft												
27. Boiler and machinery												
28. Credit												
30. Warranty												
34. Aggregate write-ins for other lines of business	0	0	0	0	0	0	0	0	0	0	0	0
35. TOTALS (a)	0	0	0	0	0	0	0	0	0	0	0	0
DETAILS OF WRITE-INS												
3401.												
3402.												
3403.												
3498. Summary of remaining write-ins for Line 34 from overflow page	0	0	0	0	0	0	0	0	0	0	0	0
3499. Totals (Lines 3401 through 3403 Plus 3498) (Line 34 above)	0	0	0	0	0	0	0	0	0	0	0	0

NONE

19.WI

(a) Finance and service charges not included in Lines 1 to 35 \$

(b) For health business on indicated lines report: Number of persons insured under PPO managed care products and number of persons insured under indemnity only products



ANNUAL STATEMENT FOR THE YEAR 2012 OF THE Plans' Liability Insurance Company

EXHIBIT OF PREMIUMS AND LOSSES (Statutory Page 14)

NAIC Group Code 00023

BUSINESS IN THE STATE OF Wyoming

DURING THE YEAR 2012

NAIC Company Code 26794

Table with 13 columns: Line of Business, Gross Premiums, Dividends Paid, Direct Unearned Premium Reserves, Direct Losses Paid, Direct Losses Incurred, Direct Losses Unpaid, Direct Defense and Cost Containment Expense Paid, Direct Defense and Cost Containment Expense Incurred, Direct Defense and Cost Containment Expense Unpaid, Commissions and Brokerage Expenses, Taxes, Licenses and Fees. Includes rows for various insurance types and a large 'NONE' watermark.

19.WY

NONE

(a) Finance and service charges not included in Lines 1 to 35 \$

(b) For health business on indicated lines report: Number of persons insured under PPO managed care products and number of persons insured under indemnity only products



ANNUAL STATEMENT FOR THE YEAR 2012 OF THE Plans' Liability Insurance Company

EXHIBIT OF PREMIUMS AND LOSSES (Statutory Page 14)

NAIC Group Code 00023

BUSINESS IN THE STATE OF Consolidated

DURING THE YEAR 2012

NAIC Company Code 26794

Table with columns: Line of Business, Gross Premiums, Dividends Paid, Direct Unearned Premium Reserves, Direct Losses Paid, Direct Losses Incurred, Direct Losses Unpaid, Direct Defense and Cost Containment Expense Paid, Direct Defense and Cost Containment Expense Incurred, Direct Defense and Cost Containment Expense Unpaid, Commissions and Brokerage Expenses, Taxes, Licenses and Fees. Includes a large 'NONE' watermark across the center.

19.GT

(a) Finance and service charges not included in Lines 1 to 35 \$ 0

(b) For health business on indicated lines report: Number of persons insured under PPO managed care products 0 and number of persons insured under indemnity only products 0

Schedule F - Part 2

NONE

Schedule F - Part 3

NONE

Schedule F - Part 4

NONE

Schedule F - Part 5

NONE

Schedule F - Part 6 - Section 1

NONE

Schedule F - Part 6 - Section 2

NONE

Schedule F - Part 7

NONE

Schedule F - Part 8

NONE

SCHEDULE F - PART 9

Restatement of Balance Sheet to Identify Net Credit for Reinsurance

	1 As Reported (Net of Ceded)	2 Restatement Adjustments	3 Restated (Gross of Ceded)
ASSETS (Page 2, Col. 3)			
1. Cash and invested assets (Line 12)	82,785,127		82,785,127
2. Premiums and considerations (Line 15)	103,799		103,799
3. Reinsurance recoverable on loss and loss adjustment expense payments (Line 16.1)	0		0
4. Funds held by or deposited with reinsured companies (Line 16.2)	0		0
5. Other assets	2,717,311		2,717,311
6. Net amount recoverable from reinsurers			0
7. Protected cell assets (Line 27)	0		0
8. Totals (Line 28)	85,606,237	0	85,606,237
LIABILITIES (Page 3)			
9. Losses and loss adjustment expenses (Lines 1 through 3)	23,070,824		23,070,824
10. Taxes, expenses, and other obligations (Lines 4 through 8)	4,453,230		4,453,230
11. Unearned premiums (Line 9)	571,685		571,685
12. Advance premiums (Line 10)	0		0
13. Dividends declared and unpaid (Line 11.1 and 11.2)	0		0
14. Ceded reinsurance premiums payable (net of ceding commissions) (Line 12)	0		0
15. Funds held by company under reinsurance treaties (Line 13)	0		0
16. Amounts withheld or retained by company for account of others (Line 14)	0		0
17. Provision for reinsurance (Line 16)	0		0
18. Other liabilities	6,226,977		6,226,977
19. Total liabilities excluding protected cell business (Line 26)	34,322,716	0	34,322,716
20. Protected cell liabilities (Line 27)	0		0
21. Surplus as regards policyholders (Line 37)	51,283,520	X X X	51,283,520
22. Totals (Line 38)	85,606,236	0	85,606,236

NOTE: Is the restatement of this exhibit the result of grossing up balances ceded to affiliates under 100 percent reinsurance or pooling arrangements? Yes [] No [X]

If yes, give full explanation:

Schedule H - Part 1

NONE

Schedule H - Part 2

NONE

Schedule H - Part 3

NONE

Schedule H - Part 4

NONE

Schedule H - Part 5 - Health Claims

NONE

Schedule P - Part 1A - Home/Farm

NONE

Schedule P - Part 1B - Private Passenger

NONE

Schedule P - Part 1C - Comm Auto/Truck

NONE

Schedule P - Part 1D - Workers' Comp

NONE

Schedule P - Part 1E - Comm Multi Peril

NONE

Schedule P - Part 1F - Med Pro Liab Occ

NONE

Schedule P - Part 1F - Med Pro Liab Clm

NONE

Schedule P - Part 1G - Special Liability

NONE

Schedule P - Part 1H - Other Liab Occur

NONE

ANNUAL STATEMENT FOR THE YEAR 2012 OF THE Plans' Liability Insurance Company

SCHEDULE P - PART 1H - SECTION 2 - OTHER LIABILITY - CLAIMS-MADE

(\$000 OMITTED)

Years in Which Premiums Were Earned and Losses Were Incurred	Premiums Earned			Loss and Loss Expense Payments							12 Number of Claims Reported Direct and Assumed	
	1 Direct and Assumed	2 Ceded	3 Net (Cols. 1 - 2)	Loss Payments		Defense and Cost Containment Payments		Adjusting and Other Payments		10 Salvage and Subrogation Received		11 Total Net Paid (Cols. 4 - 5 + 6 - 7 + 8 - 9)
				4 Direct and Assumed	5 Ceded	6 Direct and Assumed	7 Ceded	8 Direct and Assumed	9 Ceded			
1. Prior	XXX	XXX	XXX	0	0	10	0	0	0	0	10	XXX
2. 2003	15,156	0	15,156	6,491	0	2,918	0	900	0	0	10,309	539
3. 2004	16,137	0	16,137	1,637	0	99	0	749	0	0	2,485	339
4. 2005	11,119	0	11,119	2,072	0	581	0	748	0	0	3,401	153
5. 2006	15,760	0	15,760	5,812	0	1,436	0	780	0	0	8,028	206
6. 2007	10,968	0	10,968	1,400	0	602	0	852	0	0	2,854	164
7. 2008	5,420	0	5,420	749	0	522	0	536	0	0	1,807	219
8. 2009	4,874	0	4,874	899	0	197	0	637	0	0	1,733	202
9. 2010	4,830	0	4,830	0	0	241	0	748	0	0	989	144
10. 2011	2,924	0	2,924	0	0	33	0	560	0	0	593	196
11. 2012	2,014	0	2,014	0	0	115	0	560	0	0	675	146
12. Totals	XXX	XXX	XXX	19,060	0	6,754	0	7,070	0	0	32,884	XXX

	Losses Unpaid				Defense and Cost Containment Unpaid				Adjusting and Other Unpaid		23 Salvage and Subrogation Anticipated	24 Total Net Losses and Expenses Unpaid	25 Number of Claims Outstanding Direct and Assumed
	Case Basis		Bulk + IBNR		Case Basis		Bulk + IBNR		21 Direct and Assumed	22 Ceded			
	13 Direct and Assumed	14 Ceded	15 Direct and Assumed	16 Ceded	17 Direct and Assumed	18 Ceded	19 Direct and Assumed	20 Ceded					
1.	1,174	0	0	0	102	0	0	0	0	0	0	1,276	15
2.	1,544	0	0	0	1,684	0	0	0	0	0	0	3,228	81
3.	380	0	0	0	21	0	0	0	0	0	0	401	3
4.	430	0	0	0	28	0	0	0	0	0	0	458	2
5.	445	0	0	0	40	0	0	0	0	0	0	485	1
6.	804	0	0	0	47	0	0	0	0	0	0	851	1
7.	1,758	0	1,400	0	256	0	0	0	0	0	0	3,414	17
8.	779	0	950	0	89	0	0	0	133	0	0	1,951	7
9.	1,743	0	1,047	0	36	0	100	0	266	0	0	3,192	101
10.	1,056	0	1,111	0	33	0	100	0	335	0	0	2,635	122
11.	3,332	0	774	0	456	0	100	0	466	0	0	5,128	133
12.	13,445	0	5,282	0	2,792	0	300	0	1,200	0	0	23,019	483

	Total Losses and Loss Expenses Incurred			Loss and Loss Expense Percentage (Incurred/Premiums Earned)			Nontabular Discount		34 Inter-Company Pooling Participation Percentage	Net Balance Sheet Reserves After Discount	
	26 Direct and Assumed	27 Ceded	28 Net	29 Direct and Assumed	30 Ceded	31 Net	32 Loss	33 Loss Expense		35 Losses Unpaid	36 Loss Expenses Unpaid
1.	XXX	XXX	XXX	XXX	XXX	XXX	0	0	XXX	1,174	102
2.	13,537	0	13,537	89.3	0.0	89.3	0	0	0.0	1,544	1,684
3.	2,886	0	2,886	17.9	0.0	17.9	0	0	0.0	380	21
4.	3,859	0	3,859	34.7	0.0	34.7	0	0	0.0	430	28
5.	8,513	0	8,513	54.0	0.0	54.0	0	0	0.0	445	40
6.	3,705	0	3,705	33.8	0.0	33.8	0	0	0.0	804	47
7.	5,221	0	5,221	96.3	0.0	96.3	0	0	0.0	3,158	256
8.	3,684	0	3,684	75.6	0.0	75.6	0	0	0.0	1,729	222
9.	4,181	0	4,181	86.6	0.0	86.6	0	0	0.0	2,790	402
10.	3,228	0	3,228	110.4	0.0	110.4	0	0	0.0	2,167	468
11.	5,803	0	5,803	288.1	0.0	288.1	0	0	0.0	4,106	1,022
12.	XXX	XXX	XXX	XXX	XXX	XXX	0	0	XXX	18,727	4,292

Schedule P - Part 1I - Special Property

NONE

Schedule P - Part 1J - Auto Physical

NONE

ANNUAL STATEMENT FOR THE YEAR 2012 OF THE Plans' Liability Insurance Company

SCHEDULE P-PART 1K - FIDELITY/SURETY

(\$000 OMITTED)

Years in Which Premiums Were Earned and Losses Were Incurred	Premiums Earned			Loss and Loss Expense Payments								12 Number of Claims Reported Direct and Assumed
	1 Direct and Assumed	2 Ceded	3 Net (Cols. 1 - 2)	Loss Payments		Defense and Cost Containment Payments		Adjusting and Other Payments		10 Salvage and Subrogation Received	11 Total Net Paid (Cols. 4 - 5 + 6 - 7 + 8 - 9)	
				4	5	6	7	8	9			
				Direct and Assumed	Ceded	Direct and Assumed	Ceded	Direct and Assumed	Ceded			
1. Prior	XXX	XXX	XXX	0	0	0	0	0	0	0	0	XXX
2. 2011	80	0	80	0	0	0	0	0	0	0	0	XXX
3. 2012	31	0	31	0	0	0	0	0	0	0	0	XXX
4. Totals	XXX	XXX	XXX	0	0	0	0	0	0	0	0	XXX

	Losses Unpaid				Defense and Cost Containment Unpaid				Adjusting and Other Unpaid		23 Salvage and Subrogation Anticipated	24 Total Net Losses and Expenses Unpaid	25 Number of Claims Outstanding Direct and Assumed
	Case Basis		Bulk + IBNR		Case Basis		Bulk + IBNR		21 Direct and Assumed	22 Ceded			
	13	14	15	16	17	18	19	20					
	Direct and Assumed	Ceded	Direct and Assumed	Ceded	Direct and Assumed	Ceded	Direct and Assumed	Ceded					
1.	0	0	0	0	0	0	0	0	0	0	0	0	0
2.	0	0	26	0	0	0	3	0	0	0	0	29	0
3.	0	0	20	0	0	0	3	0	0	0	0	23	0
4.	0	0	46	0	0	0	6	0	0	0	0	52	0

	Total Losses and Loss Expenses Incurred			Loss and Loss Expense Percentage (Incurred/Premiums Earned)			Nontabular Discount		34 Inter-Company Pooling Participation Percentage	Net Balance Sheet Reserves After Discount	
	26	27	28	29	30	31	32	33		35	36
	Direct and Assumed	Ceded	Net	Direct and Assumed	Ceded	Net	Loss	Loss Expense		Losses Unpaid	Loss Expenses Unpaid
1.	XXX	XXX	XXX	XXX	XXX	XXX	0	0	XXX	0	0
2.	29	0	29	36.3	0.0	36.3	0	0	0.0	26	3
3.	23	0	23	74.2	0.0	74.2	0	0	0.0	20	3
4.	XXX	XXX	XXX	XXX	XXX	XXX	0	0	XXX	46	6

Schedule P - Part 1L - Other

NONE

Schedule P - Part 1M - International

NONE

Schedule P - Part 1N - Reinsurance

NONE

Schedule P - Part 1O - Reinsurance

NONE

Schedule P - Part 1P - Reinsurance

NONE

Schedule P - Part 1R - Prod Liab Occur

NONE

Schedule P - Part 1R - Prod Liab Claims

NONE

Schedule P - Part 1S-Fin./Mtg. Guaranty

NONE

Schedule P - Part 1T - Warranty

NONE

Schedule P - Part 2A

NONE

Schedule P - Part 2B

NONE

Schedule P - Part 2C

NONE

Schedule P - Part 2D

NONE

Schedule P - Part 2E

NONE

ANNUAL STATEMENT FOR THE YEAR 2012 OF THE Plans' Liability Insurance Company

**SCHEDULE P - PART 2F - SECTION 1 - MEDICAL
PROFESSIONAL LIABILITY - OCCURRENCE**

Years in Which Losses Were Incurred	INCURRED NET LOSSES AND DEFENSE AND COST CONTAINMENT EXPENSES REPORTED AT YEAR END (\$000 OMITTED)										DEVELOPMENT	
	1	2	3	4	5	6	7	8	9	10	11	12
	2003	2004	2005	2006	2007	2008	2009	2010	2011	2012	One Year	Two Year
1. Prior	0	0	0	0	0	0	0	0	0	0	0	0
2. 2003	0	0	0	0	0	0	0	0	0	0	0	0
3. 2004	XXX	0	0	0	0	0	0	0	0	0	0	0
4. 2005	XXX	XXX	0	0	0	0	0	0	0	0	0	0
5. 2006	XXX	XXX	XXX	0	0	0	0	0	0	0	0	0
6. 2007	XXX	XXX	XXX	XXX	0	0	0	0	0	0	0	0
7. 2008	XXX	XXX	XXX	XXX	XXX	0	0	0	0	0	0	0
8. 2009	XXX	XXX	XXX	XXX	XXX	XXX	0	0	0	0	0	0
9. 2010	XXX	XXX	XXX	XXX	XXX	XXX	XXX	0	0	0	0	0
10. 2011	XXX	XXX	XXX	XXX	XXX	XXX	XXX	XXX	0	0	0	XXX
11. 2012	XXX	XXX	XXX	XXX	XXX	XXX	XXX	XXX	XXX	0	XXX	XXX
12. Totals											0	0

**SCHEDULE P - PART 2F - SECTION 2 - MEDICAL
PROFESSIONAL LIABILITY - CLAIMS-MADE**

1. Prior	0	0	0	0	0	0	0	0	0	0	0	0
2. 2003	0	0	0	0	0	0	0	0	0	0	0	0
3. 2004	XXX	0	0	0	0	0	0	0	0	0	0	0
4. 2005	XXX	XXX	0	0	0	0	0	0	0	0	0	0
5. 2006	XXX	XXX	XXX	0	0	0	0	0	0	0	0	0
6. 2007	XXX	XXX	XXX	XXX	0	0	0	0	0	0	0	0
7. 2008	XXX	XXX	XXX	XXX	XXX	0	0	0	0	0	0	0
8. 2009	XXX	XXX	XXX	XXX	XXX	XXX	0	0	0	0	0	0
9. 2010	XXX	XXX	XXX	XXX	XXX	XXX	XXX	0	0	0	0	0
10. 2011	XXX	XXX	XXX	XXX	XXX	XXX	XXX	XXX	0	0	0	XXX
11. 2012	XXX	XXX	XXX	XXX	XXX	XXX	XXX	XXX	XXX	0	XXX	XXX
12. Totals											0	0

**SCHEDULE P - PART 2G - SPECIAL LIABILITY
(OCEAN MARINE, AIRCRAFT (ALL PERILS), BOILER AND MACHINERY)**

1. Prior	0	0	0	0	0	0	0	0	0	0	0	0
2. 2003	0	0	0	0	0	0	0	0	0	0	0	0
3. 2004	XXX	0	0	0	0	0	0	0	0	0	0	0
4. 2005	XXX	XXX	0	0	0	0	0	0	0	0	0	0
5. 2006	XXX	XXX	XXX	0	0	0	0	0	0	0	0	0
6. 2007	XXX	XXX	XXX	XXX	0	0	0	0	0	0	0	0
7. 2008	XXX	XXX	XXX	XXX	XXX	0	0	0	0	0	0	0
8. 2009	XXX	XXX	XXX	XXX	XXX	XXX	0	0	0	0	0	0
9. 2010	XXX	XXX	XXX	XXX	XXX	XXX	XXX	0	0	0	0	0
10. 2011	XXX	XXX	XXX	XXX	XXX	XXX	XXX	XXX	0	0	0	XXX
11. 2012	XXX	XXX	XXX	XXX	XXX	XXX	XXX	XXX	XXX	0	XXX	XXX
12. Totals											0	0

SCHEDULE P - PART 2H - SECTION 1 - OTHER LIABILITY - OCCURRENCE

1. Prior	0	0	0	0	0	0	0	0	0	0	0	0
2. 2003	0	0	0	0	0	0	0	0	0	0	0	0
3. 2004	XXX	0	0	0	0	0	0	0	0	0	0	0
4. 2005	XXX	XXX	0	0	0	0	0	0	0	0	0	0
5. 2006	XXX	XXX	XXX	0	0	0	0	0	0	0	0	0
6. 2007	XXX	XXX	XXX	XXX	0	0	0	0	0	0	0	0
7. 2008	XXX	XXX	XXX	XXX	XXX	0	0	0	0	0	0	0
8. 2009	XXX	XXX	XXX	XXX	XXX	XXX	0	0	0	0	0	0
9. 2010	XXX	XXX	XXX	XXX	XXX	XXX	XXX	0	0	0	0	0
10. 2011	XXX	XXX	XXX	XXX	XXX	XXX	XXX	XXX	0	0	0	XXX
11. 2012	XXX	XXX	XXX	XXX	XXX	XXX	XXX	XXX	XXX	0	XXX	XXX
12. Totals											0	0

SCHEDULE P - PART 2H - SECTION 2 - OTHER LIABILITY - CLAIMS-MADE

1. Prior	18,284	16,263	16,093	15,808	16,912	15,882	16,230	16,809	14,611	13,920	(691)	(2,889)
2. 2003	8,012	8,179	8,334	8,573	10,104	11,176	13,131	12,976	12,793	12,637	(156)	(339)
3. 2004	XXX	9,409	5,513	2,924	2,731	2,402	2,201	2,174	2,152	2,137	(15)	(37)
4. 2005	XXX	XXX	5,506	8,533	7,758	5,833	5,261	5,034	3,266	3,111	(155)	(1,923)
5. 2006	XXX	XXX	XXX	7,766	9,752	8,352	8,658	8,282	9,830	7,733	(2,097)	(549)
6. 2007	XXX	XXX	XXX	XXX	4,683	4,766	3,476	2,681	2,853	2,853	0	172
7. 2008	XXX	XXX	XXX	XXX	XXX	3,471	4,251	3,629	4,561	4,685	124	1,056
8. 2009	XXX	XXX	XXX	XXX	XXX	XXX	2,863	2,798	3,026	2,914	(112)	116
9. 2010	XXX	XXX	XXX	XXX	XXX	XXX	XXX	2,722	3,181	3,167	(14)	445
10. 2011	XXX	XXX	XXX	XXX	XXX	XXX	XXX	XXX	2,466	2,333	(133)	XXX
11. 2012	XXX	XXX	XXX	XXX	XXX	XXX	XXX	XXX	XXX	4,777	XXX	XXX
12. Totals											(3,249)	(3,948)

SCHEDULE P - PART 2I - SPECIAL PROPERTY (FIRE, ALLIED LINES, INLAND MARINE, EARTHQUAKE, BURGLARY, AND THEFT)

Years in Which Losses Were Incurred	INCURRED NET LOSSES AND DEFENSE AND COST CONTAINMENT EXPENSES REPORTED AT YEAR END (\$000 OMITTED)										DEVELOPMENT	
	1 2003	2 2004	3 2005	4 2006	5 2007	6 2008	7 2009	8 2010	9 2011	10 2012	11 One Year	12 Two Year
1. Prior	XXX	XXX	XXX	XXX	XXX	XXX	XXX	0	0	0	0	0
2. 2011	XXX	XXX	XXX	XXX	XXX	XXX	XXX	XXX	0	0	0	XXX
3. 2012	XXX	XXX	XXX	XXX	XXX	XXX	XXX	XXX	XXX	0	XXX	XXX
4. Totals											0	0

SCHEDULE P - PART 2J - AUTO PHYSICAL DAMAGE

1. Prior	XXX	XXX	XXX	XXX	XXX	XXX	XXX	0	0	0	0	0
2. 2011	XXX	XXX	XXX	XXX	XXX	XXX	XXX	XXX	0	0	0	XXX
3. 2012	XXX	XXX	XXX	XXX	XXX	XXX	XXX	XXX	XXX	0	XXX	XXX
4. Totals											0	0

SCHEDULE P - PART 2K - FIDELITY, SURETY

1. Prior	XXX	XXX	XXX	XXX	XXX	XXX	XXX	213	16	0	(16)	(213)
2. 2011	XXX	XXX	XXX	XXX	XXX	XXX	XXX	XXX	47	29	(18)	XXX
3. 2012	XXX	XXX	XXX	XXX	XXX	XXX	XXX	XXX	XXX	23	XXX	XXX
4. Totals											(34)	(213)

SCHEDULE P - PART 2L - OTHER (INCLUDING CREDIT, ACCIDENT AND HEALTH)

1. Prior	XXX	XXX	XXX	XXX	XXX	XXX	XXX	0	0	0	0	0
2. 2011	XXX	XXX	XXX	XXX	XXX	XXX	XXX	XXX	0	0	0	XXX
3. 2012	XXX	XXX	XXX	XXX	XXX	XXX	XXX	XXX	XXX	0	XXX	XXX
4. Totals											0	0

SCHEDULE P - PART 2M - INTERNATIONAL

1. Prior	0	0	0	0	0	0	0	0	0	0	0	0
2. 2003	0	0	0	0	0	0	0	0	0	0	0	0
3. 2004	XXX	0	0	0	0	0	0	0	0	0	0	0
4. 2005	XXX	XXX	0	0	0	0	0	0	0	0	0	0
5. 2006	XXX	XXX	XXX	0	0	0	0	0	0	0	0	0
6. 2007	XXX	XXX	XXX	XXX	0	0	0	0	0	0	0	0
7. 2008	XXX	XXX	XXX	XXX	XXX	0	0	0	0	0	0	0
8. 2009	XXX	XXX	XXX	XXX	XXX	XXX	0	0	0	0	0	0
9. 2010	XXX	XXX	XXX	XXX	XXX	XXX	XXX	0	0	0	0	0
10. 2011	XXX	XXX	XXX	XXX	XXX	XXX	XXX	XXX	0	0	0	XXX
11. 2012	XXX	XXX	XXX	XXX	XXX	XXX	XXX	XXX	XXX	0	XXX	XXX
12. Totals											0	0

Schedule P - Part 2N

NONE

Schedule P - Part 2O

NONE

Schedule P - Part 2P

NONE

Schedule P - Part 2R - Prod Liab Occur

NONE

Schedule P - Part 2R - Prod Liab Claims

NONE

Schedule P - Part 2S

NONE

Schedule P - Part 2T

NONE

Schedule P - Part 3A

NONE

Schedule P - Part 3B

NONE

Schedule P - Part 3C

NONE

Schedule P - Part 3D

NONE

Schedule P - Part 3E

NONE

ANNUAL STATEMENT FOR THE YEAR 2012 OF THE Plans' Liability Insurance Company

SCHEDULE P - PART 3F - SECTION 1 - MEDICAL PROFESSIONAL LIABILITY - OCCURRENCE

Years in Which Losses Were Incurred	CUMULATIVE PAID NET LOSSES AND DEFENSE AND COST CONTAINMENT EXPENSES REPORTED AT YEAR END (\$000 OMITTED)										11	12	
	1	2	3	4	5	6	7	8	9	10	Number of Claims Closed With Loss Payment	Number of Claims Closed Without Loss Payment	
	2003	2004	2005	2006	2007	2008	2009	2010	2011	2012			
1. Prior	.000	.0	.0	.0	.0	.0	.0	.0	.0	.0	.0	.0	.0
2. 2003	.0	.0	.0	.0	.0	.0	.0	.0	.0	.0	.0	.0	.0
3. 2004	.XXX	.0	.0	.0	.0	.0	.0	.0	.0	.0	.0	.0	.0
4. 2005	.XXX	.XXX	.0	.0	.0	.0	.0	.0	.0	.0	.0	.0	.0
5. 2006	.XXX	.XXX	.XXX	.0	.0	.0	.0	.0	.0	.0	.0	.0	.0
6. 2007	.XXX	.XXX	.XXX	.XXX	.0	.0	.0	.0	.0	.0	.0	.0	.0
7. 2008	.XXX	.XXX	.XXX	.XXX	.XXX	.0	.0	.0	.0	.0	.0	.0	.0
8. 2009	.XXX	.XXX	.XXX	.XXX	.XXX	.XXX	.0	.0	.0	.0	.0	.0	.0
9. 2010	.XXX	.XXX	.XXX	.XXX	.XXX	.XXX	.XXX	.0	.0	.0	.0	.0	.0
10. 2011	.XXX	.XXX	.XXX	.XXX	.XXX	.XXX	.XXX	.XXX	.0	.0	.0	.0	.0
11. 2012	.XXX	.XXX	.XXX	.XXX	.XXX	.XXX	.XXX	.XXX	.XXX	.0	.0	.0	.0

SCHEDULE P - PART 3F - SECTION 2 - MEDICAL PROFESSIONAL LIABILITY - CLAIMS-MADE

1. Prior	.000	.0	.0	.0	.0	.0	.0	.0	.0	.0	.0	.0	.0
2. 2003	.0	.0	.0	.0	.0	.0	.0	.0	.0	.0	.0	.0	.0
3. 2004	.XXX	.0	.0	.0	.0	.0	.0	.0	.0	.0	.0	.0	.0
4. 2005	.XXX	.XXX	.0	.0	.0	.0	.0	.0	.0	.0	.0	.0	.0
5. 2006	.XXX	.XXX	.XXX	.0	.0	.0	.0	.0	.0	.0	.0	.0	.0
6. 2007	.XXX	.XXX	.XXX	.XXX	.0	.0	.0	.0	.0	.0	.0	.0	.0
7. 2008	.XXX	.XXX	.XXX	.XXX	.XXX	.0	.0	.0	.0	.0	.0	.0	.0
8. 2009	.XXX	.XXX	.XXX	.XXX	.XXX	.XXX	.0	.0	.0	.0	.0	.0	.0
9. 2010	.XXX	.XXX	.XXX	.XXX	.XXX	.XXX	.XXX	.0	.0	.0	.0	.0	.0
10. 2011	.XXX	.XXX	.XXX	.XXX	.XXX	.XXX	.XXX	.XXX	.0	.0	.0	.0	.0
11. 2012	.XXX	.XXX	.XXX	.XXX	.XXX	.XXX	.XXX	.XXX	.XXX	.0	.0	.0	.0

SCHEDULE P - PART 3G - SPECIAL LIABILITY (OCEAN MARINE, AIRCRAFT (ALL PERILS), BOILER AND MACHINERY)

1. Prior	.000	.0	.0	.0	.0	.0	.0	.0	.0	.0	.XXX	.XXX
2. 2003	.0	.0	.0	.0	.0	.0	.0	.0	.0	.0	.XXX	.XXX
3. 2004	.XXX	.0	.0	.0	.0	.0	.0	.0	.0	.0	.XXX	.XXX
4. 2005	.XXX	.XXX	.0	.0	.0	.0	.0	.0	.0	.0	.XXX	.XXX
5. 2006	.XXX	.XXX	.XXX	.0	.0	.0	.0	.0	.0	.0	.XXX	.XXX
6. 2007	.XXX	.XXX	.XXX	.XXX	.0	.0	.0	.0	.0	.0	.XXX	.XXX
7. 2008	.XXX	.XXX	.XXX	.XXX	.XXX	.0	.0	.0	.0	.0	.XXX	.XXX
8. 2009	.XXX	.XXX	.XXX	.XXX	.XXX	.XXX	.0	.0	.0	.0	.XXX	.XXX
9. 2010	.XXX	.XXX	.XXX	.XXX	.XXX	.XXX	.XXX	.0	.0	.0	.XXX	.XXX
10. 2011	.XXX	.XXX	.XXX	.XXX	.XXX	.XXX	.XXX	.XXX	.0	.0	.XXX	.XXX
11. 2012	.XXX	.XXX	.XXX	.XXX	.XXX	.XXX	.XXX	.XXX	.XXX	.0	.XXX	.XXX

SCHEDULE P - PART 3H - SECTION 1 - OTHER LIABILITY - OCCURRENCE

1. Prior	.000	.0	.0	.0	.0	.0	.0	.0	.0	.0	.0	.0
2. 2003	.0	.0	.0	.0	.0	.0	.0	.0	.0	.0	.0	.0
3. 2004	.XXX	.0	.0	.0	.0	.0	.0	.0	.0	.0	.0	.0
4. 2005	.XXX	.XXX	.0	.0	.0	.0	.0	.0	.0	.0	.0	.0
5. 2006	.XXX	.XXX	.XXX	.0	.0	.0	.0	.0	.0	.0	.0	.0
6. 2007	.XXX	.XXX	.XXX	.XXX	.0	.0	.0	.0	.0	.0	.0	.0
7. 2008	.XXX	.XXX	.XXX	.XXX	.XXX	.0	.0	.0	.0	.0	.0	.0
8. 2009	.XXX	.XXX	.XXX	.XXX	.XXX	.XXX	.0	.0	.0	.0	.0	.0
9. 2010	.XXX	.XXX	.XXX	.XXX	.XXX	.XXX	.XXX	.0	.0	.0	.0	.0
10. 2011	.XXX	.XXX	.XXX	.XXX	.XXX	.XXX	.XXX	.XXX	.0	.0	.0	.0
11. 2012	.XXX	.XXX	.XXX	.XXX	.XXX	.XXX	.XXX	.XXX	.XXX	.0	.0	.0

SCHEDULE P - PART 3H - SECTION 2 - OTHER LIABILITY - CLAIMS-MADE

1. Prior	.000	1,922	2,812	3,755	7,717	8,552	11,959	12,290	12,634	12,644	35	218
2. 2003	2	1,660	3,071	3,882	5,085	5,405	7,539	8,289	8,760	9,409	15	443
3. 2004	.XXX	.0	493	1,498	1,559	1,617	1,696	1,722	1,732	1,736	7	329
4. 2005	.XXX	.XXX	.0	1,132	1,399	2,016	2,559	2,638	2,649	2,653	14	137
5. 2006	.XXX	.XXX	.XXX	11	142	647	3,378	3,621	7,224	7,248	9	196
6. 2007	.XXX	.XXX	.XXX	.XXX	103	488	1,587	1,946	1,994	2,002	9	154
7. 2008	.XXX	.XXX	.XXX	.XXX	.XXX	7	139	319	452	1,271	4	198
8. 2009	.XXX	.XXX	.XXX	.XXX	.XXX	.XXX	.0	148	167	1,096	2	193
9. 2010	.XXX	.XXX	.XXX	.XXX	.XXX	.XXX	.XXX	.0	115	241	.0	43
10. 2011	.XXX	.XXX	.XXX	.XXX	.XXX	.XXX	.XXX	.XXX	.4	33	.0	74
11. 2012	.XXX	.XXX	.XXX	.XXX	.XXX	.XXX	.XXX	.XXX	.XXX	115	0	13

**SCHEDULE P - PART 3I - SPECIAL PROPERTY
(FIRE, ALLIED LINES, INLAND MARINE, EARTHQUAKE, BURGLARY, AND THEFT)**

Years in Which Losses Were Incurred	CUMULATIVE PAID NET LOSSES AND DEFENSE AND COST CONTAINMENT EXPENSES REPORTED AT YEAR END (\$000 OMITTED)										11	12
	1	2	3	4	5	6	7	8	9	10	Number of Claims Closed With Loss Payment	Number of Claims Closed Without Loss Payment
	2003	2004	2005	2006	2007	2008	2009	2010	2011	2012		
1. Prior	.XXX	.XXX	.XXX	.XXX	.XXX	.XXX	.XXX	.000	.0	.0	.XXX	.XXX
2. 2011	.XXX	.XXX	.XXX	.XXX	.XXX	.XXX	.XXX	.XXX	.0	.0	.XXX	.XXX
3. 2012	.XXX	.XXX	.XXX	.XXX	.XXX	.XXX	.XXX	.XXX	.XXX	.0	.XXX	.XXX

SCHEDULE P - PART 3J - AUTO PHYSICAL DAMAGE

1. Prior	.XXX	.XXX	.XXX	.XXX	.XXX	.XXX	.XXX	.000	.0	.0	.0	.0
2. 2011	.XXX	.XXX	.XXX	.XXX	.XXX	.XXX	.XXX	.XXX	.0	.0	.0	.0
3. 2012	.XXX	.XXX	.XXX	.XXX	.XXX	.XXX	.XXX	.XXX	.XXX	.0	.0	.0

SCHEDULE P - PART 3K - FIDELITY/SURETY

1. Prior	.XXX	.XXX	.XXX	.XXX	.XXX	.XXX	.XXX	.000	.0	.0	.XXX	.XXX
2. 2011	.XXX	.XXX	.XXX	.XXX	.XXX	.XXX	.XXX	.XXX	.0	.0	.XXX	.XXX
3. 2012	.XXX	.XXX	.XXX	.XXX	.XXX	.XXX	.XXX	.XXX	.XXX	.0	.XXX	.XXX

SCHEDULE P - PART 3L - OTHER (INCLUDING CREDIT, ACCIDENT AND HEALTH)

1. Prior	.XXX	.XXX	.XXX	.XXX	.XXX	.XXX	.XXX	.000	.0	.0	.XXX	.XXX
2. 2011	.XXX	.XXX	.XXX	.XXX	.XXX	.XXX	.XXX	.XXX	.0	.0	.XXX	.XXX
3. 2012	.XXX	.XXX	.XXX	.XXX	.XXX	.XXX	.XXX	.XXX	.XXX	.0	.XXX	.XXX

SCHEDULE P - PART 3M - INTERNATIONAL

1. Prior	.000	.0	.0	.0	.0	.0	.0	.0	.0	.0	.XXX	.XXX
2. 2003	.0	.0	.0	.0	.0	.0	.0	.0	.0	.0	.XXX	.XXX
3. 2004	.XXX	.0	.0	.0	.0	.0	.0	.0	.0	.0	.XXX	.XXX
4. 2005	.XXX	.XXX	.0	.0	.0	.0	.0	.0	.0	.0	.XXX	.XXX
5. 2006	.XXX	.XXX	.XXX	.XXX	.XXX	.XXX	.0	.0	.0	.0	.XXX	.XXX
6. 2007	.XXX	.XXX	.XXX	.XXX	.XXX	.XXX	.0	.0	.0	.0	.XXX	.XXX
7. 2008	.XXX	.XXX	.XXX	.XXX	.XXX	.XXX	.0	.0	.0	.0	.XXX	.XXX
8. 2009	.XXX	.XXX	.XXX	.XXX	.XXX	.XXX	.0	.0	.0	.0	.XXX	.XXX
9. 2010	.XXX	.XXX	.XXX	.XXX	.XXX	.XXX	.XXX	.0	.0	.0	.XXX	.XXX
10. 2011	.XXX	.XXX	.XXX	.XXX	.XXX	.XXX	.XXX	.XXX	.0	.0	.XXX	.XXX
11. 2012	.XXX	.XXX	.XXX	.XXX	.XXX	.XXX	.XXX	.XXX	.XXX	.0	.XXX	.XXX

Schedule P - Part 3N

NONE

Schedule P - Part 3O

NONE

Schedule P - Part 3P

NONE

Schedule P - Part 3R - Prod Liab Occur

NONE

Schedule P - Part 3R - Prod Liab Claims

NONE

Schedule P - Part 3S

NONE

Schedule P - Part 3T

NONE

Schedule P - Part 4A

NONE

Schedule P - Part 4B

NONE

Schedule P - Part 4C

NONE

Schedule P - Part 4D

NONE

Schedule P - Part 4E

NONE

ANNUAL STATEMENT FOR THE YEAR 2012 OF THE Plans' Liability Insurance Company

**SCHEDULE P - PART 4F - SECTION 1 - MEDICAL
PROFESSIONAL LIABILITY - OCCURRENCE**

Years in Which Losses Were Incurred	BULK AND IBNR RESERVES ON NET LOSSES AND DEFENSE AND COST CONTAINMENT EXPENSES REPORTED AT YEAR END (\$000 OMITTED)									
	1	2	3	4	5	6	7	8	9	10
	2003	2004	2005	2006	2007	2008	2009	2010	2011	2012
1. Prior	0	0	0	0	0	0	0	0	0	0
2. 2003	0	0	0	0	0	0	0	0	0	0
3. 2004	XXX	0	0	0	0	0	0	0	0	0
4. 2005	XXX	XXX	0	0	0	0	0	0	0	0
5. 2006	XXX	XXX	XXX	0	0	0	0	0	0	0
6. 2007	XXX	XXX	XXX	XXX	0	0	0	0	0	0
7. 2008	XXX	XXX	XXX	XXX	XXX	0	0	0	0	0
8. 2009	XXX	XXX	XXX	XXX	XXX	XXX	0	0	0	0
9. 2010	XXX	XXX	XXX	XXX	XXX	XXX	XXX	0	0	0
10. 2011	XXX	XXX	XXX	XXX	XXX	XXX	XXX	XXX	0	0
11. 2012	XXX	XXX	XXX	XXX	XXX	XXX	XXX	XXX	XXX	0

**SCHEDULE P - PART 4F - SECTION 2 - MEDICAL
PROFESSIONAL LIABILITY - CLAIMS-MADE**

1. Prior	0	0	0	0	0	0	0	0	0	0
2. 2003	0	0	0	0	0	0	0	0	0	0
3. 2004	XXX	0	0	0	0	0	0	0	0	0
4. 2005	XXX	XXX	0	0	0	0	0	0	0	0
5. 2006	XXX	XXX	XXX	0	0	0	0	0	0	0
6. 2007	XXX	XXX	XXX	XXX	0	0	0	0	0	0
7. 2008	XXX	XXX	XXX	XXX	XXX	0	0	0	0	0
8. 2009	XXX	XXX	XXX	XXX	XXX	XXX	0	0	0	0
9. 2010	XXX	XXX	XXX	XXX	XXX	XXX	XXX	0	0	0
10. 2011	XXX	XXX	XXX	XXX	XXX	XXX	XXX	XXX	0	0
11. 2012	XXX	XXX	XXX	XXX	XXX	XXX	XXX	XXX	XXX	0

**SCHEDULE P - PART 4G - SPECIAL LIABILITY
(OCEAN MARINE, AIRCRAFT (ALL PERILS), BOILER AND MACHINERY)**

1. Prior	0	0	0	0	0	0	0	0	0	0
2. 2003	0	0	0	0	0	0	0	0	0	0
3. 2004	XXX	0	0	0	0	0	0	0	0	0
4. 2005	XXX	XXX	0	0	0	0	0	0	0	0
5. 2006	XXX	XXX	XXX	0	0	0	0	0	0	0
6. 2007	XXX	XXX	XXX	XXX	0	0	0	0	0	0
7. 2008	XXX	XXX	XXX	XXX	XXX	0	0	0	0	0
8. 2009	XXX	XXX	XXX	XXX	XXX	XXX	0	0	0	0
9. 2010	XXX	XXX	XXX	XXX	XXX	XXX	XXX	0	0	0
10. 2011	XXX	XXX	XXX	XXX	XXX	XXX	XXX	XXX	0	0
11. 2012	XXX	XXX	XXX	XXX	XXX	XXX	XXX	XXX	XXX	0

SCHEDULE P - PART 4H - SECTION 1 - OTHER LIABILITY - OCCURRENCE

1. Prior	0	0	0	0	0	0	0	0	0	0
2. 2003	0	0	0	0	0	0	0	0	0	0
3. 2004	XXX	0	0	0	0	0	0	0	0	0
4. 2005	XXX	XXX	0	0	0	0	0	0	0	0
5. 2006	XXX	XXX	XXX	0	0	0	0	0	0	0
6. 2007	XXX	XXX	XXX	XXX	0	0	0	0	0	0
7. 2008	XXX	XXX	XXX	XXX	XXX	0	0	0	0	0
8. 2009	XXX	XXX	XXX	XXX	XXX	XXX	0	0	0	0
9. 2010	XXX	XXX	XXX	XXX	XXX	XXX	XXX	0	0	0
10. 2011	XXX	XXX	XXX	XXX	XXX	XXX	XXX	XXX	0	0
11. 2012	XXX	XXX	XXX	XXX	XXX	XXX	XXX	XXX	XXX	0

SCHEDULE P - PART 4H - SECTION 2 - OTHER LIABILITY - CLAIMS-MADE

1. Prior	3,330	750	0	0	0	0	0	0	0	0
2. 2003	5,210	2,250	800	0	0	0	0	0	0	0
3. 2004	XXX	7,350	3,200	300	450	110	0	0	0	0
4. 2005	XXX	XXX	3,310	3,210	1,661	300	0	0	0	0
5. 2006	XXX	XXX	XXX	2,535	757	482	330	0	0	0
6. 2007	XXX	XXX	XXX	XXX	2,112	879	505	45	0	0
7. 2008	XXX	XXX	XXX	XXX	XXX	800	100	545	1,300	1,400
8. 2009	XXX	XXX	XXX	XXX	XXX	XXX	1,674	1,045	1,400	950
9. 2010	XXX	XXX	XXX	XXX	XXX	XXX	XXX	1,764	1,027	1,147
10. 2011	XXX	XXX	XXX	XXX	XXX	XXX	XXX	XXX	1,580	1,211
11. 2012	XXX	XXX	XXX	XXX	XXX	XXX	XXX	XXX	XXX	874

ANNUAL STATEMENT FOR THE YEAR 2012 OF THE Plans' Liability Insurance Company

**SCHEDULE P - PART 4I - SPECIAL PROPERTY
(FIRE, ALLIED LINES, INLAND MARINE, EARTHQUAKE, BURGLARY AND THEFT)**

Years in Which Losses Were Incurred	BULK AND IBNR RESERVES ON NET LOSSES AND DEFENSE AND COST CONTAINMENT EXPENSES REPORTED AT YEAR END (\$000 OMITTED)									
	1	2	3	4	5	6	7	8	9	10
	2003	2004	2005	2006	2007	2008	2009	2010	2011	2012
1. Prior	XXX	XXX	XXX	XXX	XXX	XXX	XXX	0	0	0
2. 2011	XXX	XXX	XXX	XXX	XXX	XXX	XXX	XXX	0	0
3. 2012	XXX	XXX	XXX	XXX	XXX	XXX	XXX	XXX	XXX	0

SCHEDULE P - PART 4J - AUTO PHYSICAL DAMAGE

1. Prior	XXX	XXX	XXX	XXX	XXX	XXX	XXX	0	0	0
2. 2011	XXX	XXX	XXX	XXX	XXX	XXX	XXX	XXX	0	0
3. 2012	XXX	XXX	XXX	XXX	XXX	XXX	XXX	XXX	XXX	0

SCHEDULE P - PART 4K - FIDELITY/SURETY

1. Prior	XXX	XXX	XXX	XXX	XXX	XXX	XXX	209	12	0
2. 2011	XXX	XXX	XXX	XXX	XXX	XXX	XXX	XXX	47	29
3. 2012	XXX	XXX	XXX	XXX	XXX	XXX	XXX	XXX	XXX	23

SCHEDULE P - PART 4L - OTHER (INCLUDING CREDIT, ACCIDENT AND HEALTH)

1. Prior	XXX	XXX	XXX	XXX	XXX	XXX	XXX	0	0	0
2. 2011	XXX	XXX	XXX	XXX	XXX	XXX	XXX	XXX	0	0
3. 2012	XXX	XXX	XXX	XXX	XXX	XXX	XXX	XXX	XXX	0

SCHEDULE P - PART 4M - INTERNATIONAL

1. Prior	0	0	0	0	0	0	0	0	0	0
2. 2003	0	0	0	0	0	0	0	0	0	0
3. 2004	XXX	0	0	0	0	0	0	0	0	0
4. 2005	XXX	XXX	0	0	0	0	0	0	0	0
5. 2006	XXX	XXX	XXX	XXX	XXX	XXX	0	0	0	0
6. 2007	XXX	XXX	XXX	XXX	XXX	XXX	0	0	0	0
7. 2008	XXX	XXX	XXX	XXX	XXX	XXX	0	0	0	0
8. 2009	XXX	XXX	XXX	XXX	XXX	XXX	0	0	0	0
9. 2010	XXX	XXX	XXX	XXX	XXX	XXX	XXX	0	0	0
10. 2011	XXX	XXX	XXX	XXX	XXX	XXX	XXX	XXX	0	0
11. 2012	XXX	XXX	XXX	XXX	XXX	XXX	XXX	XXX	XXX	0

Schedule P - Part 4N

NONE

Schedule P - Part 4O

NONE

Schedule P - Part 4P

NONE

Schedule P - Part 4R - Prod Liab Occur

NONE

Schedule P - Part 4R - Prod Liab Claims

NONE

Schedule P - Part 4S

NONE

Schedule P - Part 4T - Warranty

NONE

Schedule P - Part 5A- SN1

NONE

Schedule P - Part 5A- SN2

NONE

Schedule P - Part 5A- SN3

NONE

Schedule P - Part 5B- SN1

NONE

Schedule P - Part 5B- SN2

NONE

Schedule P - Part 5B- SN3

NONE

Schedule P - Part 5C- SN1

NONE

Schedule P - Part 5C- SN2

NONE

Schedule P - Part 5C- SN3

NONE

Schedule P - Part 5D- SN1

NONE

Schedule P - Part 5D- SN2

NONE

Schedule P - Part 5D- SN3

NONE

Schedule P - Part 5E- SN1

NONE

Schedule P - Part 5E- SN2

NONE

Schedule P - Part 5E- SN3

NONE

Schedule P - Part 5F- SN1A

NONE

Schedule P - Part 5F- SN2A

NONE

Schedule P - Part 5F- SN3A

NONE

Schedule P - Part 5F- SN1B

NONE

Schedule P - Part 5F- SN2B

NONE

Schedule P - Part 5F- SN3B

NONE

Schedule P - Part 5H- SN1A

NONE

Schedule P - Part 5H- SN2A

NONE

Schedule P - Part 5H- SN3A

NONE

ANNUAL STATEMENT FOR THE YEAR 2012 OF THE Plans' Liability Insurance Company

SCHEDULE P - PART 5H - OTHER LIABILITY - CLAIMS-MADE

SECTION 1B

Years in Which Premiums Were Earned and Losses Were Incurred	CUMULATIVE NUMBER OF CLAIMS CLOSED WITH LOSS PAYMENT DIRECT AND ASSUMED AT YEAR END									
	1	2	3	4	5	6	7	8	9	10
	2003	2004	2005	2006	2007	2008	2009	2010	2011	2012
1. Prior	15	5	4	3	8	2	3	7	3	0
2. 2003	0	3	4	5	5	6	8	13	14	15
3. 2004	XXX	0	0	3	5	5	7	7	7	7
4. 2005	XXX	XXX	0	3	4	5	6	10	10	14
5. 2006	XXX	XXX	XXX	0	0	0	1	5	7	9
6. 2007	XXX	XXX	XXX	XXX	0	1	2	7	7	9
7. 2008	XXX	XXX	XXX	XXX	XXX	0	1	4	4	4
8. 2009	XXX	XXX	XXX	XXX	XXX	XXX	0	1	1	2
9. 2010	XXX	XXX	XXX	XXX	XXX	XXX	XXX	0	0	0
10. 2011	XXX	XXX	XXX	XXX	XXX	XXX	XXX	XXX	0	0
11. 2012	XXX	XXX	XXX	XXX	XXX	XXX	XXX	XXX	XXX	0

SECTION 2B

Years in Which Premiums Were Earned and Losses Were Incurred	NUMBER OF CLAIMS OUTSTANDING DIRECT AND ASSUMED AT YEAR END									
	1	2	3	4	5	6	7	8	9	10
	2003	2004	2005	2006	2007	2008	2009	2010	2011	2012
1. Prior	310	257	132	92	66	52	35	31	28	15
2. 2003	400	299	127	122	118	117	110	107	100	81
3. 2004	XXX	303	46	30	19	18	8	8	8	3
4. 2005	XXX	XXX	42	42	40	31	19	15	13	2
5. 2006	XXX	XXX	XXX	84	80	50	20	19	17	1
6. 2007	XXX	XXX	XXX	XXX	45	38	11	11	11	1
7. 2008	XXX	XXX	XXX	XXX	XXX	31	31	31	20	17
8. 2009	XXX	XXX	XXX	XXX	XXX	XXX	33	40	30	7
9. 2010	XXX	XXX	XXX	XXX	XXX	XXX	XXX	117	105	101
10. 2011	XXX	XXX	XXX	XXX	XXX	XXX	XXX	XXX	195	122
11. 2012	XXX	XXX	XXX	XXX	XXX	XXX	XXX	XXX	XXX	133

SECTION 3B

Years in Which Premiums Were Earned and Losses Were Incurred	CUMULATIVE NUMBER OF CLAIMS REPORTED DIRECT AND ASSUMED AT YEAR END									
	1	2	3	4	5	6	7	8	9	10
	2003	2004	2005	2006	2007	2008	2009	2010	2011	2012
1. Prior	6	(3)	(40)	(1)	(15)	0	0	14	16	(13)
2. 2003	523	523	523	527	523	523	523	532	539	539
3. 2004	XXX	330	330	339	331	331	331	335	339	339
4. 2005	XXX	XXX	71	124	124	124	125	139	153	153
5. 2006	XXX	XXX	XXX	130	127	127	129	152	206	206
6. 2007	XXX	XXX	XXX	XXX	45	46	81	123	164	164
7. 2008	XXX	XXX	XXX	XXX	XXX	31	95	178	219	219
8. 2009	XXX	XXX	XXX	XXX	XXX	XXX	41	162	202	202
9. 2010	XXX	XXX	XXX	XXX	XXX	XXX	XXX	128	148	144
10. 2011	XXX	XXX	XXX	XXX	XXX	XXX	XXX	XXX	195	196
11. 2012	XXX	XXX	XXX	XXX	XXX	XXX	XXX	XXX	XXX	146

Schedule P - Part 5R- SN1A

NONE

Schedule P - Part 5R- SN2A

NONE

Schedule P - Part 5R- SN3A

NONE

Schedule P - Part 5R- SN1B

NONE

Schedule P - Part 5R- SN2B

NONE

Schedule P - Part 5R- SN3B

NONE

Schedule P - Part 5T- SN1

NONE

Schedule P - Part 5T- SN2

NONE

Schedule P - Part 5T- SN3

NONE

Schedule P - Part 6C - SN1

NONE

Schedule P - Part 6C - SN2

NONE

Schedule P - Part 6D - SN1

NONE

Schedule P - Part 6D - SN2

NONE

Schedule P - Part 6E - SN1

NONE

Schedule P - Part 6E - SN2

NONE

Schedule P - Part 6H - SN1A

NONE

Schedule P - Part 6H - SN2A

NONE

ANNUAL STATEMENT FOR THE YEAR 2012 OF THE Plans' Liability Insurance Company

SCHEDULE P - PART 6H - OTHER LIABILITY - CLAIMS-MADE

SECTION 1B

Years in Which Premiums Were Earned and Losses Were Incurred	CUMULATIVE PREMIUMS EARNED DIRECT AND ASSUMED AT YEAR END (\$000 OMITTED)										11 Current Year Premiums Earned
	1 2003	2 2004	3 2005	4 2006	5 2007	6 2008	7 2009	8 2010	9 2011	10 2012	
1. Prior	.0	.431	(.897)	.33	.0	.0	.0	.0	.0	.0	.0
2. 2003	15,156	15,553	15,553	15,553	15,553	15,553	15,553	15,553	15,553	15,553	.0
3. 2004	XXX	15,309	13,815	14,002	14,002	14,002	14,002	14,002	14,002	14,002	.0
4. 2005	XXX	XXX	13,510	15,106	15,106	15,106	15,106	15,106	15,106	15,106	.0
5. 2006	XXX	XXX	XXX	13,944	13,944	13,944	13,944	13,944	13,944	13,944	.0
6. 2007	XXX	XXX	XXX	XXX	10,968	10,968	10,968	10,968	10,968	10,968	.0
7. 2008	XXX	XXX	XXX	XXX	XXX	5,420	5,420	5,420	5,420	5,420	.0
8. 2009	XXX	XXX	XXX	XXX	XXX	XXX	4,874	4,874	4,874	4,874	.0
9. 2010	XXX	XXX	XXX	XXX	XXX	XXX	XXX	4,830	4,830	4,830	.0
10. 2011	XXX	XXX	XXX	XXX	XXX	XXX	XXX	XXX	2,924	2,924	.0
11. 2012	XXX	XXX	XXX	XXX	XXX	XXX	XXX	XXX	XXX	2,014	2,014
12. Total	XXX	XXX	XXX	XXX	XXX	XXX	XXX	XXX	XXX	XXX	2,014
13. Earned Premiums (Sc P-Pt 1)	15,156	16,137	11,119	15,760	10,968	5,420	4,874	4,830	2,924	2,014	XXX

SECTION 2B

Years in Which Premiums Were Earned and Losses Were Incurred	CUMULATIVE PREMIUMS EARNED CEDED AT YEAR END (\$000 OMITTED)										11 Current Year Premiums Earned
	1 2003	2 2004	3 2005	4 2006	5 2007	6 2008	7 2009	8 2010	9 2011	10 2012	
1. Prior	.0	.0	.0	.0	.0	.0	.0	.0	.0	.0	.0
2. 2003	.0	.0	.0	.0	.0	.0	.0	.0	.0	.0	.0
3. 2004	XXX	.0	.0	.0	.0	.0	.0	.0	.0	.0	.0
4. 2005	XXX	XXX	.0	.0	.0	.0	.0	.0	.0	.0	.0
5. 2006	XXX	XXX	XXX	.0	.0	.0	.0	.0	.0	.0	.0
6. 2007	XXX	XXX	XXX	XXX	.0	.0	.0	.0	.0	.0	.0
7. 2008	XXX	XXX	XXX	XXX	XXX	.0	.0	.0	.0	.0	.0
8. 2009	XXX	XXX	XXX	XXX	XXX	XXX	.0	.0	.0	.0	.0
9. 2010	XXX	XXX	XXX	XXX	XXX	XXX	XXX	.0	.0	.0	.0
10. 2011	XXX	XXX	XXX	XXX	XXX	XXX	XXX	XXX	.0	.0	.0
11. 2012	XXX	XXX	XXX	XXX	XXX	XXX	XXX	XXX	XXX	.0	.0
12. Total	XXX	XXX	XXX	XXX	XXX	XXX	XXX	XXX	XXX	XXX	0
13. Earned Premiums (Sc P-Pt 1)	0	0	0	0	0	0	0	0	0	0	XXX

SCHEDULE P - PART 6M - INTERNATIONAL

SECTION 1

Years in Which Premiums Were Earned and Losses Were Incurred	CUMULATIVE PREMIUMS EARNED DIRECT AND ASSUMED AT YEAR END (\$000 OMITTED)										11 Current Year Premiums Earned
	1 2003	2 2004	3 2005	4 2006	5 2007	6 2008	7 2009	8 2010	9 2011	10 2012	
1. Prior	.0	.0	.0	.0	.0	.0	.0	.0	.0	.0	.0
2. 2003	.0	.0	.0	.0	.0	.0	.0	.0	.0	.0	.0
3. 2004	XXX	.0	.0	.0	.0	.0	.0	.0	.0	.0	.0
4. 2005	XXX	XXX	.0	.0	.0	.0	.0	.0	.0	.0	.0
5. 2006	XXX	XXX	XXX	.0	.0	.0	.0	.0	.0	.0	.0
6. 2007	XXX	XXX	XXX	XXX	.0	.0	.0	.0	.0	.0	.0
7. 2008	XXX	XXX	XXX	XXX	XXX	.0	.0	.0	.0	.0	.0
8. 2009	XXX	XXX	XXX	XXX	XXX	XXX	.0	.0	.0	.0	.0
9. 2010	XXX	XXX	XXX	XXX	XXX	XXX	XXX	.0	.0	.0	.0
10. 2011	XXX	XXX	XXX	XXX	XXX	XXX	XXX	XXX	.0	.0	.0
11. 2012	XXX	XXX	XXX	XXX	XXX	XXX	XXX	XXX	XXX	.0	.0
12. Total	XXX	XXX	XXX	XXX	XXX	XXX	XXX	XXX	XXX	XXX	0
13. Earned Premiums (Sc P-Pt 1)	0	0	0	0	0	0	0	0	0	0	XXX

SECTION 2

Years in Which Premiums Were Earned and Losses Were Incurred	CUMULATIVE PREMIUMS EARNED CEDED AT YEAR END (\$000 OMITTED)										11 Current Year Premiums Earned
	1 2003	2 2004	3 2005	4 2006	5 2007	6 2008	7 2009	8 2010	9 2011	10 2012	
1. Prior	.0	.0	.0	.0	.0	.0	.0	.0	.0	.0	.0
2. 2003	.0	.0	.0	.0	.0	.0	.0	.0	.0	.0	.0
3. 2004	XXX	.0	.0	.0	.0	.0	.0	.0	.0	.0	.0
4. 2005	XXX	XXX	.0	.0	.0	.0	.0	.0	.0	.0	.0
5. 2006	XXX	XXX	XXX	.0	.0	.0	.0	.0	.0	.0	.0
6. 2007	XXX	XXX	XXX	XXX	.0	.0	.0	.0	.0	.0	.0
7. 2008	XXX	XXX	XXX	XXX	XXX	.0	.0	.0	.0	.0	.0
8. 2009	XXX	XXX	XXX	XXX	XXX	XXX	.0	.0	.0	.0	.0
9. 2010	XXX	XXX	XXX	XXX	XXX	XXX	XXX	.0	.0	.0	.0
10. 2011	XXX	XXX	XXX	XXX	XXX	XXX	XXX	XXX	.0	.0	.0
11. 2012	XXX	XXX	XXX	XXX	XXX	XXX	XXX	XXX	XXX	.0	.0
12. Total	XXX	XXX	XXX	XXX	XXX	XXX	XXX	XXX	XXX	XXX	0
13. Earned Premiums (Sc P-Pt 1)	0	0	0	0	0	0	0	0	0	0	XXX

Schedule P - Part 6N - SN1

NONE

Schedule P - Part 6N - SN2

NONE

Schedule P - Part 6O - SN1

NONE

Schedule P - Part 6O - SN2

NONE

Schedule P - Part 6R - SN1A

NONE

Schedule P - Part 6R - SN2A

NONE

Schedule P - Part 6R - SN1B

NONE

Schedule P - Part 6R - SN2B

NONE

Schedule P - Part 7A - Section 1

NONE

Schedule P - Part 7A - Section 2

NONE

Schedule P - Part 7A - Section 3

NONE

Schedule P - Part 7A - Section 4

NONE

Schedule P - Part 7A - Section 5

NONE

Schedule P - Part 7B - Section 1

NONE

Schedule P - Part 7B - Section 2

NONE

Schedule P - Part 7B - Section 3

NONE

Schedule P - Part 7B - Section 4

NONE

Schedule P - Part 7B - Section 5

NONE

Schedule P - Part 7B - Section 6

NONE

Schedule P - Part 7B - Section 7

NONE

ANNUAL STATEMENT FOR THE YEAR 2012 OF THE Plans' Liability Insurance Company

SCHEDULE P INTERROGATORIES

1. The following questions relate to yet-to-be-issued Extended Reporting Endorsements (EREs) arising from Death, Disability, or Retirement (DDR) provisions in Medical Professional Liability Claims Made insurance policies. EREs provided for reasons other than DDR are not to be included.
- 1.1 Does the company issue Medical Professional Liability Claims Made insurance policies that provide tail (also known as an extended reporting endorsement, or "ERE") benefits in the event of Death, Disability, or Retirement (DDR) at a reduced charge or at no additional cost? Yes [] No [X]
 If the answer to question 1.1 is "no", leave the following questions blank. If the answer to question 1.1 is "yes", please answer the following questions:
- 1.2 What is the total amount of the reserve for that provision (DDR Reserve), as reported, explicitly or not, elsewhere in this statement (in dollars)? \$0
- 1.3 Does the company report any DDR reserve as Unearned Premium Reserve per SSAP #65? Yes [] No [X]
- 1.4 Does the company report any DDR reserve as loss or loss adjustment expense reserve? Yes [] No [X]
- 1.5 If the company reports DDR reserve as Unearned Premium Reserve, does that amount match the figure on the Underwriting and Investment Exhibit, Part 1A – Recapitulation of all Premiums (Page 7) Column 2, Lines 11.1 plus 11.2? Yes [] No [] N/A []
- 1.6 If the company reports DDR reserve as loss or loss adjustment expense reserve, please complete the following table corresponding to where these reserves are reported in Schedule P:

Years in Which Premiums Were Earned and Losses Were Incurred		DDR Reserve Included in Schedule P, Part 1F, Medical Professional Liability Column 24: Total Net Losses and Expenses Unpaid	
		1 Section 1: Occurrence	2 Section 2: Claims-Made
1.601	Prior00
1.602	200300
1.603	200400
1.604	200500
1.605	200600
1.606	200700
1.607	200800
1.608	200900
1.609	201000
1.610	201100
1.611	201200
1.612	Totals	0	0

2. The definition of allocated loss adjustment expenses (ALAE) and, therefore, unallocated loss adjustment expenses (ULAE) was changed effective January 1, 1998. This change in definition applies to both paid and unpaid expenses. Are these expenses (now reported as "Defense and Cost Containment" and "Adjusting and Other") reported in compliance with these definitions in this statement? Yes [X] No []
3. The Adjusting and Other expense payments and reserves should be allocated to the years in which the losses were incurred based on the number of claims reported, closed and outstanding in those years. When allocating Adjusting and Other expense between companies in a group or a pool, the Adjusting and Other expense should be allocated in the same percentage used for the loss amounts and the claim counts. For reinsurers, Adjusting and Other expense assumed should be reported according to the reinsurance contract. For Adjusting and Other expense incurred by reinsurers, or in those situations where suitable claim count information is not available, Adjusting and Other expense should be allocated by a reasonable method determined by the company and described in Interrogatory 7, below. Are they so reported in this Statement?: Yes [X] No []
4. Do any lines in Schedule P include reserves that are reported gross of any discount to present value of future payments, and that are reported net of such discounts on Page 10? Yes [] No [X]
 If yes, proper disclosure must be made in the Notes to Financial Statements, as specified in the Instructions. Also, the discounts must be reported in Schedule P - Part 1, Columns 32 and 33.
 Schedule P must be completed gross of non-tabular discounting. Work papers relating to discount calculations must be available for examination upon request.
 Discounting is allowed only if expressly permitted by the state insurance department to which this Annual Statement is being filed.
5. What were the net premiums in force at the end of the year for:
 (in thousands of dollars)
- | | | |
|--|--------------|------------|
| | 5.1 Fidelity | \$65 |
| | 5.2 Surety | \$0 |
6. Claim count information is reported per claim or per claimant. (indicate which).....CLAIMANT
 If not the same in all years, explain in Interrogatory 7.
- 7.1 The information provided in Schedule P will be used by many persons to estimate the adequacy of the current loss and expense reserves, among other things. Are there any especially significant events, coverage, retention or accounting changes that have occurred that must be considered when making such analyses? Yes [] No [X]
- 7.2 An extended statement may be attached.
 The distribution by loss year of adjusting and other loss adjustment expense paid and IBNR was actuarially determined.....

ANNUAL STATEMENT FOR THE YEAR 2012 OF THE Plans' Liability Insurance Company

SCHEDULE T – PART 2
INTERSTATE COMPACT – EXHIBIT OF PREMIUMS WRITTEN

Allocated By States and Territories

States, Etc.	Direct Business Only					
	1 Life (Group and Individual)	2 Annuities (Group and Individual)	3 Disability Income (Group and Individual)	4 Long-Term Care (Group and Individual)	5 Deposit-Type Contracts	6 Totals
1. Alabama AL						0
2. Alaska AK						0
3. Arizona AZ						0
4. Arkansas AR						0
5. California CA						0
6. Colorado CO						0
7. Connecticut CT						0
8. Delaware DE						0
9. District of Columbia DC						0
10. Florida FL						0
11. Georgia GA						0
12. Hawaii HI						0
13. Idaho ID						0
14. Illinois IL						0
15. Indiana IN						0
16. Iowa IA						0
17. Kansas KS						0
18. Kentucky KY						0
19. Louisiana LA						0
20. Maine ME						0
21. Maryland MD						0
22. Massachusetts MA						0
23. Michigan MI						0
24. Minnesota MN						0
25. Mississippi MS						0
26. Missouri MO						0
27. Montana MT						0
28. Nebraska NE						0
29. Nevada NV						0
30. New Hampshire NH						0
31. New Jersey NJ						0
32. New Mexico NM						0
33. New York NY						0
34. North Carolina NC						0
35. North Dakota ND						0
36. Ohio OH						0
37. Oklahoma OK						0
38. Oregon OR						0
39. Pennsylvania PA						0
40. Rhode Island RI						0
41. South Carolina SC						0
42. South Dakota SD						0
43. Tennessee TN						0
44. Texas TX						0
45. Utah UT						0
46. Vermont VT						0
47. Virginia VA						0
48. Washington WA						0
49. West Virginia WV						0
50. Wisconsin WI						0
51. Wyoming WY						0
52. American Samoa AS						0
53. Guam GU						0
54. Puerto Rico PR						0
55. US Virgin Islands VI						0
56. Northern Mariana Islands MP						0
57. Canada CAN						0
58. Aggregate Other Alien OT						0
59. Totals	0	0	0	0	0	0

NONE

ANNUAL STATEMENT FOR THE YEAR 2012 OF THE Plans' Liability Insurance Company

SCHEDULE Y

PART 2 - SUMMARY OF INSURER'S TRANSACTIONS WITH ANY AFFILIATES

1	2	3	4	5	6	7	8	9	10	11	12	13
NAIC Company Code	Federal ID Number	Names of Insurers and Parent, Subsidiaries or Affiliates	Shareholder Dividends	Capital Contributions	Purchases, Sales or Exchanges of Loans, Securities, Real Estate, Mortgage Loans or Other Investments	Income/ (Disbursements) Incurred in Connection with Guarantees or Undertakings for the Benefit of any Affiliate(s)	Management Agreements and Service Contracts	Income/ (Disbursements) Incurred Under Reinsurance Agreements	*	Any Other Material Activity Not in the Ordinary Course of the Insurer's Business	Totals	Reinsurance Recoverable/ (Payable) on Losses and/or Reserve Credit Taken/(Liability)
80985	36-2149353	4 Ever Life Insurance Company	(3,500,000)				(7,324,768)	1,328,924			(9,495,844)	(9,895,936)
38245	36-6033921	BCS Insurance Company	(4,000,000)				(13,433,856)	(140,549)			(17,574,405)	33,538,446
26794	36-3503382	Plans' Liability Insurance Company					(1,869,083)	(1,188,375)			(3,057,458)	(23,642,510)
	36-4247278	BCS Financial Corporation	7,500,000				23,385,772				30,885,772	
	36-4303124	BCS Financial Services Corporation					(758,065)				(758,065)	
	36-3120811	BCS Insurance Agency, Inc									0	
9999999 Control Totals			0	0	0	0	0	0	XXX	0	0	0

ANNUAL STATEMENT FOR THE YEAR 2012 OF THE Plans' Liability Insurance Company

SUPPLEMENTAL EXHIBITS AND SCHEDULES INTERROGATORIES

The following supplemental reports are required to be filed as part of your statement filing unless specifically waived by the domiciliary state. However, in the event that your domiciliary state waives the filing requirement, your response of **WAIVED** to the specific interrogatory will be accepted in lieu of filing a "NONE" report and a bar code will be printed below. If the supplement is required of your company but is not being filed for whatever reason enter **SEE EXPLANATION** and provide an explanation following the interrogatory questions.

MARCH FILING	RESPONSES
1. Will an actuarial opinion be filed by March 1?YES.....
2. Will the Supplemental Compensation Exhibit be filed with the state of domicile by March 1?YES.....
3. Will the confidential Risk-based Capital Report be filed with the NAIC by March 1?YES.....
4. Will the confidential Risk-based Capital Report be filed with the state of domicile, if required, by March 1?YES.....
APRIL FILING	
5. Will the Insurance Expense Exhibit be filed with the state of domicile and the NAIC by April 1?YES.....
6. Will Management's Discussion and Analysis be filed by April 1?YES.....
7. Will the Supplemental Investment Risks Interrogatories be filed by April 1?YES.....
MAY FILING	
8. Will this company be included in a combined annual statement that is filed with the NAIC by May 1?SEE EXPLANATION.....
JUNE FILING	
9. Will an audited financial report be filed by June 1?YES.....
10. Will Accountants Letter of Qualifications be filed with the state of domicile and electronically with the NAIC by June 1?YES.....
AUGUST FILING	
11. Will Communication of Internal Control Related Matters Noted in Audit be filed with the state of domicile by August 1?YES.....

The following supplemental reports are required to be filed as part of your statement filing. However, in the event that your company does not transact the type of business for which the special report must be filed, your response of **NO** to the specific interrogatory will be accepted in lieu of filing a "NONE" report and a bar code will be printed below. If the supplement is required of your company but is not being filed for whatever reason enter **SEE EXPLANATION** and provide an explanation following the interrogatory questions.

MARCH FILING	
12. Will Schedule SIS (Stockholder Information Supplement) be filed with the state of domicile by March 1?SEE EXPLANATION.....
13. Will the Financial Guaranty Insurance Exhibit be filed by March 1?NO.....
14. Will the Medicare Supplement Insurance Experience Exhibit be filed with the state of domicile and the NAIC by March 1?NO.....
15. Will Supplement A to Schedule T (Medical Professional Liability Supplement) be filed by March 1?NO.....
16. Will the Trusteed Surplus Statement be filed with the state of domicile and the NAIC by March 1?SEE EXPLANATION.....
17. Will the Premiums Attributed to Protected Cells Exhibit be filed by March 1?SEE EXPLANATION.....
18. Will the Reinsurance Summary Supplemental Filing for General Interrogatory 9 be filed with the state of domicile and the NAIC by March 1?YES.....
19. Will the Medicare Part D Coverage Supplement be filed with the state of domicile and the NAIC by March 1?NO.....
20. Will the confidential Actuarial Opinion Summary be filed with the state of domicile, if required, by March 15 (or the date otherwise specified)?YES.....
21. Will the Reinsurance Attestation Supplement be filed with the state of domicile and the NAIC by March 1?YES.....
22. Will the Exceptions to the Reinsurance Attestation Supplement be filed with the state of domicile by March 1?SEE EXPLANATION.....
23. Will the Bail Bond Supplement be filed with the state of domicile and the NAIC by March 1?NO.....
24. Will the Director and Officer Insurance Coverage Supplement be filed with the state of domicile and the NAIC by March 1?SEE EXPLANATION.....
25. Will an approval from the reporting entity's state of domicile for relief related to the five-year rotation requirement for lead audit partner be filed electronically with the NAIC by March 1?SEE EXPLANATION.....
26. Will an approval from the reporting entity's state of domicile for relief related to the one-year cooling off period for independent CPA be filed electronically with the NAIC by March 1?SEE EXPLANATION.....
27. Will an approval from the reporting entity's state of domicile for relief related to the Requirements for Audit Committees be filed electronically with the NAIC by March 1?SEE EXPLANATION.....

SUPPLEMENTAL EXHIBITS AND SCHEDULES INTERROGATORIES

APRIL FILING

- 28. Will the Credit Insurance Experience Exhibit be filed with the state of domicile and the NAIC by April 1?NO.....
- 29. Will the Long-term Care Experience Reporting Forms be filed with the state of domicile and the NAIC by April 1?NO.....
- 30. Will the Accident and Health Policy Experience Exhibit be filed by April 1?NO.....
- 31. Will the Supplemental Health Care Exhibit (Parts 1, 2 and 3) be filed with the state of domicile and the NAIC by April 1?NO.....
- 32. Will the regulator only (non-public) Supplemental Health Care Exhibit's Allocation Report be filed with the state of domicile and the NAIC by April 1?NO.....





AUGUST FILING

- 33. Will Management's Report of Internal Control Over Financial Reporting be filed with the state of domicile by August 1?YES.....

Explanation:

- 8. Not applicable
- 12. Not applicable
- 13.
- 14.
- 15.
- 16. Not applicable
- 17. Not applicable
- 19.
- 22. Not applicable
- 23.
- 24. Not applicable
- 25. Not applicable
- 26. Not applicable
- 27. Not applicable
- 28.
- 29.
- 30.
- 31.
- 32.

Bar Code:

- 13. 
2 6 7 9 4 2 0 1 2 2 4 0 0 0 0 0 0
- 14. 
2 6 7 9 4 2 0 1 2 3 6 0 5 9 0 0 0
- 15. 
2 6 7 9 4 2 0 1 2 4 5 5 0 0 0 0 0
- 19. 
2 6 7 9 4 2 0 1 2 3 6 5 0 0 0 0 0

SUPPLEMENTAL EXHIBITS AND SCHEDULES INTERROGATORIES

23. 
2 6 7 9 4 2 0 1 2 5 0 0 0 0 0 0

28. 
2 6 7 9 4 2 0 1 2 2 3 0 5 9 0 0 0

29. 
2 6 7 9 4 2 0 1 2 3 0 6 0 0 0 0 0

30. 
2 6 7 9 4 2 0 1 2 2 1 0 0 0 0 0 0

31. 
2 6 7 9 4 2 0 1 2 2 1 6 5 9 0 0 0

32. 
2 6 7 9 4 2 0 1 2 2 1 7 0 0 0 0 0

OVERFLOW PAGE FOR WRITE-INS

E27 Additional Aggregate Lines for Line 58.

*SCEPT3 - Schedule E - Part 3 - Special Deposits

	1 Type of Deposit	2 Purpose of Deposit	3 Book/Adjusted Carrying Value	4 Fair Value	5 Book/Adjusted Carrying Value	6 Fair Value
5804. FNMA Pool 931307 4 1/2% Due 6/1/2039 Mo-1.....	B.....Held for collateral			321,139	344,714
5805. FNMA Pool 987355 6 1/2% Due 10/1/2038 Mo-1.....	B.....Held for collateral			276,140	303,365
5806. GNMA Series 2008-78 Class E Adj % Due 2/16/2044 Mo-1.....	B.....Held for collateral			408,448	471,543
5807. GNMA Series 2008-14 Class C Adj % Due 12/16/2042 Mo-1.....	B.....Held for collateral			259,983	283,418
5808. GNMA Series 2004-23 Class E 5.133% Due 11/16/2032 Mo-1.....	B.....Held for collateral			195,480	213,490
5809. GNMA Series 2011-147 Class D 3.55% Due 10/16/2044 Mo-1.....	B.....Held for collateral			232,089	239,739
5810. GNMA Series 2009-71 Class B 4.766% Due 4/16/2041 Mo-1.....	B.....Held for collateral			211,345	223,346
5811. GNMA Series 2010-83 Class D 4.3% Due 6/16/2044 Mo-1.....	B.....Held for collateral			182,765	206,883
5812. FHLMC Pool 312356 4% Due 6/1/2025 Mo-1.....	B.....Held for collateral			205,588	210,855
5813. FNMA Pool 922227 6 1/2% Due 12/1/2036 Mo-1.....	B.....Held for collateral			113,654	121,944
5814. FNMA Pool AA7686 4 1/2% Due 6/1/2039 Mo-1.....	B.....Held for collateral			245,054	262,070
5815. FNMA Pool Series 2012-M1 Class A2 2.729% Due10/25/2011 Mo-1.....	B.....Held for collateral			472,080	493,395
5816. FNMA Pool AD7771 4% Due 7/1/2025 Mo-1.....	B.....Held for collateral			95,880	98,260
5817. FHLMC Pool G08473 3 1/2% Due 1/1/2042 Mo-1.....	B.....Held for collateral			416,717	430,641
5897. Summary of remaining write-ins for Line 58 from page E27	XXX	XXX	0	0	3,636,362	3,903,663



SUPPLEMENT FOR THE YEAR 2012 OF THE Plans' Liability Insurance Company

REINSURANCE SUMMARY SUPPLEMENTAL FILING FOR GENERAL INTERROGATORY 9 (Part 2)

For the Year Ended December 31, 2012

NAIC Group Code 00023

To be Filed by March 1

NAIC Company Code 26794

(A) Financial Impact

	1	2	3
	As Reported	Interrogatory 9 Reinsurance Effect	Restated Without Interrogatory 9 Reinsurance
A01. Assets	85,606,236		85,606,236
A02. Liabilities	34,322,716		34,322,716
A03. Surplus as regards to policyholders	51,283,520		51,283,520
A04. Income before taxes	(4,307,214)		(4,307,214)

(B) Summary of Reinsurance Contract Terms

(C) Management's Objectives

D. If the response to General Interrogatory 9.4 (Part 2 Property & Casualty Interrogatories) is yes, explain below why the contracts are treated differently for GAAP and SAP.....

ALPHABETICAL INDEX

ANNUAL STATEMENT BLANK

Assets	2
Cash Flow	5
Exhibit of Capital Gains (Losses)	12
Exhibit of Net Investment Income	12
Exhibit of Nonadmitted Assets	13
Exhibit of Premiums and Losses (State Page)	19
Five-Year Historical Data	17
General Interrogatories	15
Jurat Page	1
Liabilities, Surplus and Other Funds	3
Notes To Financial Statements	14
Overflow Page For Write-Ins	101
Schedule A – Part 1	E01
Schedule A – Part 2	E02
Schedule A – Part 3	E03
Schedule A – Verification Between Years	SI02
Schedule B – Part 1	E04
Schedule B – Part 2	E05
Schedule B – Part 3	E06
Schedule B – Verification Between Years	SI02
Schedule BA – Part 1	E07
Schedule BA – Part 2	E08
Schedule BA – Part 3	E09
Schedule BA – Verification Between Years	SI03
Schedule D – Part 1	E10
Schedule D – Part 1A – Section 1	SI05
Schedule D – Part 1A – Section 2	SI08
Schedule D – Part 2 – Section 1	E11
Schedule D – Part 2 – Section 2	E12
Schedule D – Part 3	E13
Schedule D – Part 4	E14
Schedule D – Part 5	E15
Schedule D – Part 6 – Section 1	E16
Schedule D – Part 6 – Section 2	E16
Schedule D – Summary By Country	SI04
Schedule D – Verification Between Years	SI03
Schedule DA – Part 1	E17

ALPHABETICAL INDEX

ANNUAL STATEMENT BLANK (Continued)

Schedule DA – Verification Between Years	SI10
Schedule DB – Part A – Section 1	E18
Schedule DB – Part A – Section 2	E19
Schedule DB – Part A – Verification Between Years	SI11
Schedule DB – Part B – Section 1	E20
Schedule DB – Part B – Section 2	E21
Schedule DB – Part B – Verification Between Years	SI11
Schedule DB – Part C – Section 1	SI12
Schedule DB – Part C – Section 2	SI13
Schedule DB – Part D	E22
Schedule DB – Verification	SI14
Schedule DL – Part 1	E23
Schedule DL – Part 2	E24
Schedule E – Part 1 – Cash	E25
Schedule E – Part 2 – Cash Equivalents	E26
Schedule E – Part 3 – Special Deposits	E27
Schedule E – Verification Between Years	SI15
Schedule F – Part 1	20
Schedule F – Part 2	21
Schedule F – Part 3	22
Schedule F – Part 4	23
Schedule F – Part 5	24
Schedule F – Part 6 – Section 1	25
Schedule F – Part 6 – Section 2	27
Schedule F – Part 7	28
Schedule F – Part 8	29
Schedule F – Part 9	30
Schedule H – Accident and Health Exhibit – Part 1	31
Schedule H – Part 2, Part 3, and Part 4	32
Schedule H – Part 5 – Health Claims	33
Schedule P – Part 1 – Summary	34
Schedule P – Part 1A – Homeowners/Farmowners	36
Schedule P – Part 1B – Private Passenger Auto Liability/Medical	37
Schedule P – Part 1C – Commercial Auto/Truck Liability/Medical	38
Schedule P – Part 1D – Workers’ Compensation (Excluding Excess Workers’ Compensation)	39

ALPHABETICAL INDEX

ANNUAL STATEMENT BLANK (Continued)

Schedule P – Part 1E – Commercial Multiple Peril	40
Schedule P – Part 1F – Section 1 – Medical Professional Liability – Occurrence	41
Schedule P – Part 1F – Section 2 – Medical Professional Liability – Claims-Made	42
Schedule P – Part 1G – Special Liability (Ocean, Marine, Aircraft (All Perils), Boiler and Machinery)	43
Schedule P – Part 1H – Section 1 – Other Liability–Occurrence	44
Schedule P – Part 1H – Section 2 – Other Liability – Claims-Made	45
Schedule P – Part 1I – Special Property (Fire, Allied Lines, Inland Marine, Earthquake, Burglary & Theft)	46
Schedule P – Part 1J – Auto Physical Damage	47
Schedule P – Part 1K – Fidelity/Surety	48
Schedule P – Part 1L – Other (Including Credit, Accident and Health)	49
Schedule P – Part 1M – International	50
Schedule P – Part 1N – Reinsurance – Nonproportional Assumed Property	51
Schedule P – Part 1O – Reinsurance – Nonproportional Assumed Liability	52
Schedule P – Part 1P – Reinsurance – Nonproportional Assumed Financial Lines	53
Schedule P – Part 1R – Section 1 – Products Liability – Occurrence	54
Schedule P – Part 1R – Section 2 – Products Liability – Claims – Made	55
Schedule P – Part 1S – Financial Guaranty/Mortgage Guaranty	56
Schedule P – Part 1T – Warranty	57
Schedule P – Part 2, Part 3 and Part 4 – Summary	35
Schedule P – Part 2A – Homeowners/Farmowners	58
Schedule P – Part 2B – Private Passenger Auto Liability/Medical	58
Schedule P – Part 2C – Commercial Auto/Truck Liability/Medical	58
Schedule P – Part 2D – Workers’ Compensation (Excluding Excess Workers’ Compensation)	58
Schedule P – Part 2E – Commercial Multiple Peril	58
Schedule P – Part 2F – Section 1 – Medical Professional Liability – Occurrence	59
Schedule P – Part 2F – Section 2 – Medical Professional Liability – Claims – Made	59
Schedule P – Part 2G – Special Liability (Ocean Marine, Aircraft (All Perils), Boiler and Machinery)	59
Schedule P – Part 2H – Section 1 – Other Liability – Occurrence	59
Schedule P – Part 2H – Section 2 – Other Liability – Claims – Made	59
Schedule P – Part 2I – Special Property (Fire, Allied Lines, Inland Marine, Earthquake, Burglary, and Theft)	60
Schedule P – Part 2J – Auto Physical Damage	60
Schedule P – Part 2K – Fidelity, Surety	60
Schedule P – Part 2L – Other (Including Credit, Accident and Health)	60
Schedule P – Part 2M – International	60
Schedule P – Part 2N – Reinsurance – Nonproportional Assumed Property	61
Schedule P – Part 2O – Reinsurance – Nonproportional Assumed Liability	61
Schedule P – Part 2P – Reinsurance – Nonproportional Assumed Financial Lines	61
Schedule P – Part 2R – Section 1 – Products Liability – Occurrence	62
Schedule P – Part 2R – Section 2 – Products Liability – Claims-Made	62
Schedule P – Part 2S – Financial Guaranty/Mortgage Guaranty	62
Schedule P – Part 2T – Warranty	62
Schedule P – Part 3A – Homeowners/Farmowners	63

ALPHABETICAL INDEX

ANNUAL STATEMENT BLANK (Continued)

Schedule P – Part 3B – Private Passenger Auto Liability/Medical	63
Schedule P – Part 3C – Commercial Auto/Truck Liability/Medical	63
Schedule P – Part 3D – Workers’ Compensation (Excluding Excess Workers’ Compensation)	63
Schedule P – Part 3E – Commercial Multiple Peril	63
Schedule P – Part 3F – Section 1 – Medical Professional Liability – Occurrence	64
Schedule P – Part 3F – Section 2 – Medical Professional Liability – Claims-Made	64
Schedule P – Part 3G – Special Liability (Ocean Marine, Aircraft (All Perils), Boiler and Machinery)	64
Schedule P – Part 3H – Section 1 – Other Liability – Occurrence	64
Schedule P – Part 3H – Section 2 – Other Liability – Claims-Made	64
Schedule P – Part 3I – Special Property (Fire, Allied Lines, Inland Marine, Earthquake, Burglary, and Theft)	65
Schedule P – Part 3J – Auto Physical Damage	65
Schedule P – Part 3K – Fidelity/Surety	65
Schedule P – Part 3L – Other (Including Credit, Accident and Health)	65
Schedule P – Part 3M – International	65
Schedule P – Part 3N – Reinsurance – Nonproportional Assumed Property	66
Schedule P – Part 3O – Reinsurance – Nonproportional Assumed Liability	66
Schedule P – Part 3P – Reinsurance – Nonproportional Assumed Financial Lines	66
Schedule P – Part 3R – Section 1 – Products Liability – Occurrence	67
Schedule P – Part 3R – Section 2 – Products Liability – Claims-Made	67
Schedule P – Part 3S – Financial Guaranty/Mortgage Guaranty	67
Schedule P – Part 3T – Warranty	67
Schedule P – Part 4A – Homeowners/Farmowners	68
Schedule P – Part 4B – Private Passenger Auto Liability/Medical	68
Schedule P – Part 4C – Commercial Auto/Truck Liability/Medical	68
Schedule P – Part 4D – Workers’ Compensation (Excluding Excess Workers’ Compensation)	68
Schedule P – Part 4E – Commercial Multiple Peril	68
Schedule P – Part 4F – Section 1 – Medical Professional Liability – Occurrence	69
Schedule P – Part 4F – Section 2 – Medical Professional Liability – Claims-Made	69
Schedule P – Part 4G – Special Liability (Ocean Marine, Aircraft (All Perils), Boiler and Machinery)	69
Schedule P – Part 4H – Section 1 – Other Liability – Occurrence	69
Schedule P – Part 4H – Section 2 – Other Liability – Claims-Made	69
Schedule P – Part 4I – Special Property (Fire, Allied Lines, Inland Marine, Earthquake, Burglary and Theft)	70
Schedule P – Part 4J – Auto Physical Damage	70
Schedule P – Part 4K – Fidelity/Surety	70
Schedule P – Part 4L – Other (Including Credit, Accident and Health)	70
Schedule P – Part 4M – International	70
Schedule P – Part 4N – Reinsurance – Nonproportional Assumed Property	71
Schedule P – Part 4O – Reinsurance – Nonproportional Assumed Liability	71
Schedule P – Part 4P – Reinsurance – Nonproportional Assumed Financial Lines	71
Schedule P – Part 4R – Section 1 – Products Liability – Occurrence	72
Schedule P – Part 4R – Section 2 – Products Liability – Claims-Made	72

ALPHABETICAL INDEX

ANNUAL STATEMENT BLANK (Continued)

Schedule P – Part 4S – Financial Guaranty/Mortgage Guaranty	72
Schedule P – Part 4T – Warranty	72
Schedule P – Part 5A – Homeowners/Farmowners	73
Schedule P – Part 5B – Private Passenger Auto Liability/Medical	74
Schedule P – Part 5C – Commercial Auto/Truck Liability/Medical	75
Schedule P – Part 5D – Workers’ Compensation (Excluding Excess Workers’ Compensation)	76
Schedule P – Part 5E – Commercial Multiple Peril	77
Schedule P – Part 5F – Medical Professional Liability – Claims-Made	79
Schedule P – Part 5F – Medical Professional Liability – Occurrence	78
Schedule P – Part 5H – Other Liability – Claims-Made	81
Schedule P – Part 5H – Other Liability – Occurrence	80
Schedule P – Part 5R – Products Liability – Claims-Made	83
Schedule P – Part 5R – Products Liability – Occurrence	82
Schedule P – Part 5T – Warranty	84
Schedule P – Part 6C – Commercial Auto/Truck Liability/Medical	85
Schedule P – Part 6D – Workers’ Compensation (Excluding Excess Workers’ Compensation)	85
Schedule P – Part 6E – Commercial Multiple Peril	86
Schedule P – Part 6H – Other Liability – Claims-Made	87
Schedule P – Part 6H – Other Liability – Occurrence	86
Schedule P – Part 6M – International	87
Schedule P – Part 6N – Reinsurance – Nonproportional Assumed Property	88
Schedule P – Part 6O – Reinsurance – Nonproportional Assumed Liability	88
Schedule P – Part 6R – Products Liability – Claims-Made	89
Schedule P – Part 6R – Products Liability – Occurrence	89
Schedule P – Part 7A – Primary Loss Sensitive Contracts	90
Schedule P – Part 7B – Reinsurance Loss Sensitive Contracts	92
Schedule P Interrogatories	93
Schedule T – Exhibit of Premiums Written	95
Schedule T – Part 2 – Interstate Compact	96
Schedule Y – Information Concerning Activities of Insurer Members of a Holding Company Group	97
Schedule Y – Part 1A – Detail of Insurance Holding Company System	98
Schedule Y – Part 2 – Summary of Insurer’s Transactions With Any Affiliates	99
Statement of Income	4
Summary Investment Schedule	SI01
Supplemental Exhibits and Schedules Interrogatories	100
Underwriting and Investment Exhibit Part 1	6
Underwriting and Investment Exhibit Part 1A	7
Underwriting and Investment Exhibit Part 1B	8
Underwriting and Investment Exhibit Part 2	9
Underwriting and Investment Exhibit Part 2A	10
Underwriting and Investment Exhibit Part 3	11

