

**AMENDED EXPLANATION COVER**

---



**ANNUAL STATEMENT**  
 FOR THE YEAR ENDED DECEMBER 31, 2012  
 OF THE CONDITION AND AFFAIRS OF THE  
**OHIO INDEMNITY COMPANY**

NAIC Group Code 0000,                      NAIC Company Code 26565 Employer's ID Number 31-0620146  
(Current Period) (Prior Period)

Organized under the Laws of Ohio, State of Domicile or Port of Entry Ohio

Country of Domicile US

Incorporated/Organized February 11, 1956 Commenced Business July 24, 1956

Statutory Home Office 250 East Broad Street, 7th Floor, Columbus, Ohio 43215  
(Street and Number, City or Town, State, Country and Zip Code)

Main Administrative Office 250 East Broad Street, 7th Floor, Columbus, Ohio 43215 (614)228-2800  
(Street and Number, City or Town, State, Country and Zip Code) (Area Code) (Telephone Number)

Mail Address 250 East Broad Street, 7th Floor, Columbus, Ohio 43215  
(Street and Number or P. O. Box, City or Town, State, Country and Zip Code)

Primary Location of Books and Records 250 East Broad Street, 7th Floor, Columbus, Ohio 43215  
(Street and Number, City or Town, State, Country and Zip Code)  
(614)228-2800  
(Area Code) (Telephone Number)

Internet Website Address www.Ohioindemnity.com

Statutory Statement Contact Matthew Christopher Nolan (614)220-5207  
(Name) (Area Code) (Telephone Number) (Extension)  
mnolan@ohioindemnity.com (614)228-5552  
(E-Mail Address) (Fax Number)

**OFFICERS**

John Scott Sokol (CEO and President)  
 Matthew Christopher Nolan (Treasurer)  
 Matthew Christopher Nolan (Secretary)

**OTHER OFFICERS**

Daniel John Stephan  
 Stephen John Toth  
 Margaret Ann Noreen

**DIRECTORS OR TRUSTEES**

Kenton Robert Bowen  
 Ann Marie LoConti  
 Robert W Price  
 John Scott Sokol  
 Matthew Douglas Walter

State of Ohio }  
 County of Franklin } SS

The officers of this reporting entity being duly sworn, each depose and say that they are the described officers of said reporting entity, and that on the reporting period stated above, all of the herein described assets were the absolute property of the said reporting entity, free and clear from any liens or claims thereon, except as herein stated, and that this statement, together with related exhibits, schedules and explanations therein contained, annexed or referred to, is a full and true statement of all the assets and liabilities and of the condition and affairs of the said reporting entity as of the reporting period stated above, and of its income and deductions therefrom for the period ended, and have been completed in accordance with the NAIC Annual Statement Instructions and Accounting Practices and Procedures manual except to the extent that: (1) state law may differ; or, (2) that state rules or regulations require differences in reporting not related to accounting practices and procedures, according to the best of their information, knowledge and belief, respectively. Furthermore, the scope of this attestation by the described officers also includes the related corresponding electronic filing with the NAIC, when required, that is an exact copy (except for formatting differences due to electronic filing) of the enclosed statement. The electronic filing may be requested by various regulators in lieu of or in addition to the enclosed statement.

John Scott Sokol  
 CEO and President

Matthew Christopher Nolan  
 Treasurer

Matthew Christopher Nolan  
 Secretary

Subscribed and sworn to before me this  
 15 day of February, 2013

- a. Is this an original filing? Yes (X) No ( )
- b. If no: 1. State the amendment number \_\_\_\_\_
2. Date filed \_\_\_\_\_
3. Number of pages attached \_\_\_\_\_



**EXHIBIT OF PREMIUMS AND LOSSES (Statutory Page 14)**  
**BUSINESS IN THE STATE OF ALABAMA DURING THE YEAR 2012**

Line of Business	Gross Premiums, Including Policy and Membership Fees, Less Return Premiums and Premiums on Policies not Taken		3 Dividends Paid or Credited to Policyholders on Direct Business	4 Direct Unearned Premium Reserves	5 Direct Losses Paid (deducting salvage)	6 Direct Losses Incurred	7 Direct Losses Unpaid	8 Direct Defense and Cost Containment Expense Paid	9 Direct Defense and Cost Containment Expense Incurred	10 Direct Defense and Cost Containment Expense Unpaid	11 Commissions and Brokerage Expenses	12 Taxes, Licenses and Fees
	1 Direct Premiums Written	2 Direct Premiums Earned										
1. Fire												
2.1 Allied lines												
2.2 Multiple peril crop												
2.3 Federal flood												
3. Farmowners multiple peril												
4. Homeowners multiple peril												
5.1 Commercial multiple peril (non-liability portion)												
5.2 Commercial multiple peril (liability portion)												
6. Mortgage guaranty												
8. Ocean marine												
9. Inland marine	175,154	147,641		92,819	65,941	74,990	21,111	6,000	6,000		37,314	12,065
10. Financial guaranty												
11. Medical professional liability												
12. Earthquake												
13. Group accident and health (b)												
14. Credit A and H (group and individual)												
15.1 Collectively renewable A and H (b)												
15.2 Non-cancelable A and H (b)												
15.3 Guaranteed renewable A and H (b)												
15.4 Non-renewable for stated reasons only (b)												
15.5 Other accident only												
15.6 Medicare Title XVIII exempt from state taxes or fees												
15.7 All other A and H (b)												
15.8 Federal employees health benefits program premium (b)												
16. Workers' compensation												
17.1 Other liability - occurrence												
17.2 Other liability - claims-made												
17.3 Excess workers' compensation												
18. Products liability												
19.1 Private passenger auto no-fault (personal injury protection)												
19.2 Other private passenger auto liability												
19.3 Commercial auto no-fault (personal injury protection)												
19.4 Other commercial auto liability												
21.1 Private passenger auto physical damage												
21.2 Commercial auto physical damage												
22. Aircraft (all perils)												
23. Fidelity												
24. Surety	90,760	73,237		31,187		57,405	72,793				50,999	6,252
26. Burglary and theft												
27. Boiler and machinery												
28. Credit	37,909	10,842		32,599	4,515	8,590	4,075				4,846	2,611
30. Warranty												
34. Aggregate write-ins for other lines of business	5,335	2,120		4,400	2,618	3,466	848	75	75		5,052	367
35. TOTALS (a)	309,158	233,840		161,005	73,074	144,451	98,827	6,075	6,075		98,211	21,295
<b>DETAILS OF WRITE-INS</b>												
3401. Collateral Protection	5,335	2,120		4,400	2,618	3,466	848	75	75		5,052	367
3402. Excess of Loss												
3403. GAP												
3498. Summary of remaining write-ins for Line 34 from overflow page												
3499. Totals (Line 3401 through Line 3403 plus Line 3498) (Line 34 above)	5,335	2,120		4,400	2,618	3,466	848	75	75		5,052	367

19AL

(a) Finance and service charges not included in Line 1 to Line 35 \$ .....  
 (b) For health business on indicated lines report: Number of persons insured under PPO managed care products ..... and number of persons insured under indemnity only products .....



**EXHIBIT OF PREMIUMS AND LOSSES (Statutory Page 14)**  
**BUSINESS IN THE STATE OF ALASKA DURING THE YEAR 2012**

Line of Business	Gross Premiums, Including Policy and Membership Fees, Less Return Premiums and Premiums on Policies not Taken		3 Dividends Paid or Credited to Policyholders on Direct Business	4 Direct Unearned Premium Reserves	5 Direct Losses Paid (deducting salvage)	6 Direct Losses Incurred	7 Direct Losses Unpaid	8 Direct Defense and Cost Containment Expense Paid	9 Direct Defense and Cost Containment Expense Incurred	10 Direct Defense and Cost Containment Expense Unpaid	11 Commissions and Brokerage Expenses	12 Taxes, Licenses and Fees
	1 Direct Premiums Written	2 Direct Premiums Earned										
1. Fire												
2.1 Allied lines												
2.2 Multiple peril crop												
2.3 Federal flood												
3. Farmowners multiple peril												
4. Homeowners multiple peril												
5.1 Commercial multiple peril (non-liability portion)												
5.2 Commercial multiple peril (liability portion)												
6. Mortgage guaranty												
8. Ocean marine												
9. Inland marine	2,936	2,036		1,435							692	138
10. Financial guaranty												
11. Medical professional liability												
12. Earthquake												
13. Group accident and health (b)												
14. Credit A and H (group and individual)												
15.1 Collectively renewable A and H (b)												
15.2 Non-cancelable A and H (b)												
15.3 Guaranteed renewable A and H (b)												
15.4 Non-renewable for stated reasons only (b)												
15.5 Other accident only												
15.6 Medicare Title XVIII exempt from state taxes or fees												
15.7 All other A and H (b)												
15.8 Federal employees health benefits program premium (b)												
16. Workers' compensation												
17.1 Other liability - occurrence												
17.2 Other liability - claims-made												
17.3 Excess workers' compensation												
18. Products liability												
19.1 Private passenger auto no-fault (personal injury protection)												
19.2 Other private passenger auto liability												
19.3 Commercial auto no-fault (personal injury protection)												
19.4 Other commercial auto liability												
21.1 Private passenger auto physical damage												
21.2 Commercial auto physical damage												
22. Aircraft (all perils)												
23. Fidelity												
24. Surety	118,680	118,680				(614)	2,665				17,853	5,583
26. Burglary and theft												
27. Boiler and machinery												
28. Credit												
30. Warranty												
34. Aggregate write-ins for other lines of business												
35. TOTALS (a)	121,616	120,716		1,435		(614)	2,665				18,545	5,721
<b>DETAILS OF WRITE-INS</b>												
3401. Collateral Protection												
3402. Excess of Loss												
3403. GAP												
3498. Summary of remaining write-ins for Line 34 from overflow page												
3499. Totals (Line 3401 through Line 3403 plus Line 3498) (Line 34 above)												

19AK

(a) Finance and service charges not included in Line 1 to Line 35 \$ .....  
 (b) For health business on indicated lines report: Number of persons insured under PPO managed care products ..... and number of persons insured under indemnity only products .....



**EXHIBIT OF PREMIUMS AND LOSSES (Statutory Page 14)**  
**BUSINESS IN THE STATE OF ARIZONA DURING THE YEAR 2012**

Line of Business	Gross Premiums, Including Policy and Membership Fees, Less Return Premiums and Premiums on Policies not Taken		3 Dividends Paid or Credited to Policyholders on Direct Business	4 Direct Unearned Premium Reserves	5 Direct Losses Paid (deducting salvage)	6 Direct Losses Incurred	7 Direct Losses Unpaid	8 Direct Defense and Cost Containment Expense Paid	9 Direct Defense and Cost Containment Expense Incurred	10 Direct Defense and Cost Containment Expense Unpaid	11 Commissions and Brokerage Expenses	12 Taxes, Licenses and Fees
	1 Direct Premiums Written	2 Direct Premiums Earned										
1. Fire												
2.1 Allied lines												
2.2 Multiple peril crop												
2.3 Federal flood												
3. Farmowners multiple peril												
4. Homeowners multiple peril												
5.1 Commercial multiple peril (non-liability portion)												
5.2 Commercial multiple peril (liability portion)												
6. Mortgage guaranty												
8. Ocean marine												
9. Inland marine	9,258	7,433		4,723	3,515	4,253	738	250	250		1,899	142
10. Financial guaranty												
11. Medical professional liability												
12. Earthquake												
13. Group accident and health (b)												
14. Credit A and H (group and individual)												
15.1 Collectively renewable A and H (b)												
15.2 Non-cancelable A and H (b)												
15.3 Guaranteed renewable A and H (b)												
15.4 Non-renewable for stated reasons only (b)												
15.5 Other accident only												
15.6 Medicare Title XVIII exempt from state taxes or fees												
15.7 All other A and H (b)												
15.8 Federal employees health benefits program premium (b)												
16. Workers' compensation												
17.1 Other liability - occurrence	153,372	28,455		125,342	6,577	12,514	5,937		(73)		6,421	2,359
17.2 Other liability - claims-made												
17.3 Excess workers' compensation												
18. Products liability												
19.1 Private passenger auto no-fault (personal injury protection)												
19.2 Other private passenger auto liability												
19.3 Commercial auto no-fault (personal injury protection)												
19.4 Other commercial auto liability												
21.1 Private passenger auto physical damage												
21.2 Commercial auto physical damage												
22. Aircraft (all perils)												
23. Fidelity												
24. Surety	170,007	166,007		74,839		15,655	57,260				105,758	2,615
26. Burglary and theft												
27. Boiler and machinery												
28. Credit												
30. Warranty												
34. Aggregate write-ins for other lines of business											(269)	
35. TOTALS (a)	332,637	201,895		204,904	10,092	32,422	63,935	250	177		113,809	5,116
<b>DETAILS OF WRITE-INS</b>												
3401. Collateral Protection											(269)	
3402. Excess of Loss												
3403. GAP												
3498. Summary of remaining write-ins for Line 34 from overflow page												
3499. Totals (Line 3401 through Line 3403 plus Line 3498) (Line 34 above)											(269)	

19AZ

(a) Finance and service charges not included in Line 1 to Line 35 \$ .....  
 (b) For health business on indicated lines report: Number of persons insured under PPO managed care products ..... and number of persons insured under indemnity only products .....



**EXHIBIT OF PREMIUMS AND LOSSES (Statutory Page 14)**  
**BUSINESS IN THE STATE OF ARKANSAS DURING THE YEAR 2012**

Line of Business	Gross Premiums, Including Policy and Membership Fees, Less Return Premiums and Premiums on Policies not Taken		3 Dividends Paid or Credited to Policyholders on Direct Business	4 Direct Unearned Premium Reserves	5 Direct Losses Paid (deducting salvage)	6 Direct Losses Incurred	7 Direct Losses Unpaid	8 Direct Defense and Cost Containment Expense Paid	9 Direct Defense and Cost Containment Expense Incurred	10 Direct Defense and Cost Containment Expense Unpaid	11 Commissions and Brokerage Expenses	12 Taxes, Licenses and Fees
	1 Direct Premiums Written	2 Direct Premiums Earned										
1. Fire												
2.1 Allied lines												
2.2 Multiple peril crop												
2.3 Federal flood												
3. Farmowners multiple peril												
4. Homeowners multiple peril												
5.1 Commercial multiple peril (non-liability portion)												
5.2 Commercial multiple peril (liability portion)												
6. Mortgage guaranty												
8. Ocean marine												
9. Inland marine	150,787	124,427		80,354	69,008	68,546	18,125	6,750	6,750		31,803	8,316
10. Financial guaranty												
11. Medical professional liability												
12. Earthquake												
13. Group accident and health (b)												
14. Credit A and H (group and individual)												
15.1 Collectively renewable A and H (b)												
15.2 Non-cancelable A and H (b)												
15.3 Guaranteed renewable A and H (b)												
15.4 Non-renewable for stated reasons only (b)												
15.5 Other accident only												
15.6 Medicare Title XVIII exempt from state taxes or fees												
15.7 All other A and H (b)												
15.8 Federal employees health benefits program premium (b)												
16. Workers' compensation												
17.1 Other liability - occurrence												
17.2 Other liability - claims-made												
17.3 Excess workers' compensation												
18. Products liability												
19.1 Private passenger auto no-fault (personal injury protection)												
19.2 Other private passenger auto liability												
19.3 Commercial auto no-fault (personal injury protection)												
19.4 Other commercial auto liability												
21.1 Private passenger auto physical damage												
21.2 Commercial auto physical damage												
22. Aircraft (all perils)												
23. Fidelity												
24. Surety	3,011	2,989		91		212	517				1,965	166
26. Burglary and theft												
27. Boiler and machinery												
28. Credit		129		15								
30. Warranty												
34. Aggregate write-ins for other lines of business											(482)	
35. TOTALS (a)	153,798	127,545		80,460	69,008	68,758	18,642	6,750	6,750		33,286	8,482
<b>DETAILS OF WRITE-INS</b>												
3401. Collateral Protection											(482)	
3402. Excess of Loss												
3403. GAP												
3498. Summary of remaining write-ins for Line 34 from overflow page												
3499. Totals (Line 3401 through Line 3403 plus Line 3498) (Line 34 above)											(482)	

19AR

(a) Finance and service charges not included in Line 1 to Line 35 \$  
 (b) For health business on indicated lines report: Number of persons insured under PPO managed care products and number of persons insured under indemnity only products



**EXHIBIT OF PREMIUMS AND LOSSES (Statutory Page 14)**  
**BUSINESS IN THE STATE OF CALIFORNIA DURING THE YEAR 2012**

Line of Business	Gross Premiums, Including Policy and Membership Fees, Less Return Premiums and Premiums on Policies not Taken		3 Dividends Paid or Credited to Policyholders on Direct Business	4 Direct Unearned Premium Reserves	5 Direct Losses Paid (deducting salvage)	6 Direct Losses Incurred	7 Direct Losses Unpaid	8 Direct Defense and Cost Containment Expense Paid	9 Direct Defense and Cost Containment Expense Incurred	10 Direct Defense and Cost Containment Expense Unpaid	11 Commissions and Brokerage Expenses	12 Taxes, Licenses and Fees
	1 Direct Premiums Written	2 Direct Premiums Earned										
1. Fire												
2.1 Allied lines												
2.2 Multiple peril crop												
2.3 Federal flood												
3. Farmowners multiple peril												
4. Homeowners multiple peril												
5.1 Commercial multiple peril (non-liability portion)												
5.2 Commercial multiple peril (liability portion)												
6. Mortgage guaranty												
8. Ocean marine												
9. Inland marine	70,180	61,687		41,397	7,203	8,419	5,143	1,000	1,000		15,123	2,152
10. Financial guaranty												
11. Medical professional liability												
12. Earthquake												
13. Group accident and health (b)												
14. Credit A and H (group and individual)												
15.1 Collectively renewable A and H (b)												
15.2 Non-cancelable A and H (b)												
15.3 Guaranteed renewable A and H (b)												
15.4 Non-renewable for stated reasons only (b)												
15.5 Other accident only												
15.6 Medicare Title XVIII exempt from state taxes or fees												
15.7 All other A and H (b)												
15.8 Federal employees health benefits program premium (b)												
16. Workers' compensation												
17.1 Other liability - occurrence												
17.2 Other liability - claims-made												
17.3 Excess workers' compensation												
18. Products liability												
19.1 Private passenger auto no-fault (personal injury protection)												
19.2 Other private passenger auto liability												
19.3 Commercial auto no-fault (personal injury protection)												
19.4 Other commercial auto liability												
21.1 Private passenger auto physical damage												
21.2 Commercial auto physical damage	3,920,257	1,960,287		3,948,996	389,340	502,945	362,777	35,958	49,583	14,273	739,393	120,186
22. Aircraft (all perils)												
23. Fidelity												
24. Surety	268,515	282,270		100,299		4,371	87,198				167,891	8,232
26. Burglary and theft												
27. Boiler and machinery												
28. Credit												
30. Warranty	34,876	29,404		34,989		32,422	32,422					1,069
34. Aggregate write-ins for other lines of business	2,309,179	2,309,179			1,331,766	1,136,641	680,875				680,615	70,794
35. TOTALS (a)	6,603,007	4,642,827		4,125,681	1,728,309	1,684,798	1,168,415	36,958	50,583	14,273	1,603,022	202,433
<b>DETAILS OF WRITE-INS</b>												
3401. Collateral Protection												
3402. Excess of Loss	2,309,179	2,309,179			1,331,766	1,136,641	680,875				680,615	70,794
3403. GAP												
3498. Summary of remaining write-ins for Line 34 from overflow page												
3499. Totals (Line 3401 through Line 3403 plus Line 3498) (Line 34 above)	2,309,179	2,309,179			1,331,766	1,136,641	680,875				680,615	70,794

19CA

(a) Finance and service charges not included in Line 1 to Line 35 \$  
 (b) For health business on indicated lines report: Number of persons insured under PPO managed care products and number of persons insured under indemnity only products



**EXHIBIT OF PREMIUMS AND LOSSES (Statutory Page 14)**  
**BUSINESS IN THE STATE OF COLORADO DURING THE YEAR 2012**

Line of Business	Gross Premiums, Including Policy and Membership Fees, Less Return Premiums and Premiums on Policies not Taken		3 Dividends Paid or Credited to Policyholders on Direct Business	4 Direct Unearned Premium Reserves	5 Direct Losses Paid (deducting salvage)	6 Direct Losses Incurred	7 Direct Losses Unpaid	8 Direct Defense and Cost Containment Expense Paid	9 Direct Defense and Cost Containment Expense Incurred	10 Direct Defense and Cost Containment Expense Unpaid	11 Commissions and Brokerage Expenses	12 Taxes, Licenses and Fees
	1 Direct Premiums Written	2 Direct Premiums Earned										
1. Fire												
2.1 Allied lines												
2.2 Multiple peril crop												
2.3 Federal flood												
3. Farmowners multiple peril												
4. Homeowners multiple peril												
5.1 Commercial multiple peril (non-liability portion)												
5.2 Commercial multiple peril (liability portion)												
6. Mortgage guaranty												
8. Ocean marine												
9. Inland marine	16,654	14,514		9,717	4,779	5,783	1,004	250	250		3,488	284
10. Financial guaranty												
11. Medical professional liability												
12. Earthquake												
13. Group accident and health (b)												
14. Credit A and H (group and individual)												
15.1 Collectively renewable A and H (b)												
15.2 Non-cancelable A and H (b)												
15.3 Guaranteed renewable A and H (b)												
15.4 Non-renewable for stated reasons only (b)												
15.5 Other accident only												
15.6 Medicare Title XVIII exempt from state taxes or fees												
15.7 All other A and H (b)												
15.8 Federal employees health benefits program premium (b)												
16. Workers' compensation												
17.1 Other liability - occurrence												
17.2 Other liability - claims-made												
17.3 Excess workers' compensation												
18. Products liability												
19.1 Private passenger auto no-fault (personal injury protection)												
19.2 Other private passenger auto liability												
19.3 Commercial auto no-fault (personal injury protection)												
19.4 Other commercial auto liability												
21.1 Private passenger auto physical damage												
21.2 Commercial auto physical damage												
22. Aircraft (all perils)												
23. Fidelity												
24. Surety	112,083	114,333		37,144		121	54,340				41,183	1,914
26. Burglary and theft												
27. Boiler and machinery												
28. Credit	207,057	84,081		196,752	43,542	74,344	39,301				32,046	3,536
30. Warranty												
34. Aggregate write-ins for other lines of business	95,092	29,629		96,453							88,025	1,624
35. TOTALS (a)	430,886	242,557		340,066	48,321	80,248	94,645	250	250		164,742	7,358
<b>DETAILS OF WRITE-INS</b>												
3401. Collateral Protection	95,092	29,629		96,453							88,025	1,624
3402. Excess of Loss												
3403. GAP												
3498. Summary of remaining write-ins for Line 34 from overflow page												
3499. Totals (Line 3401 through Line 3403 plus Line 3498) (Line 34 above)	95,092	29,629		96,453							88,025	1,624

19CO

(a) Finance and service charges not included in Line 1 to Line 35 \$  
 (b) For health business on indicated lines report: Number of persons insured under PPO managed care products and number of persons insured under indemnity only products



**EXHIBIT OF PREMIUMS AND LOSSES (Statutory Page 14)**  
**BUSINESS IN THE STATE OF CONNECTICUT DURING THE YEAR 2012**

Line of Business	Gross Premiums, Including Policy and Membership Fees, Less Return Premiums and Premiums on Policies not Taken		3 Dividends Paid or Credited to Policyholders on Direct Business	4 Direct Unearned Premium Reserves	5 Direct Losses Paid (deducting salvage)	6 Direct Losses Incurred	7 Direct Losses Unpaid	8 Direct Defense and Cost Containment Expense Paid	9 Direct Defense and Cost Containment Expense Incurred	10 Direct Defense and Cost Containment Expense Unpaid	11 Commissions and Brokerage Expenses	12 Taxes, Licenses and Fees
	1 Direct Premiums Written	2 Direct Premiums Earned										
1. Fire												
2.1 Allied lines												
2.2 Multiple peril crop												
2.3 Federal flood												
3. Farmowners multiple peril												
4. Homeowners multiple peril												
5.1 Commercial multiple peril (non-liability portion)												
5.2 Commercial multiple peril (liability portion)												
6. Mortgage guaranty												
8. Ocean marine												
9. Inland marine	13,553	11,608		6,666				250	250		3,035	281
10. Financial guaranty												
11. Medical professional liability												
12. Earthquake												
13. Group accident and health (b)												
14. Credit A and H (group and individual)												
15.1 Collectively renewable A and H (b)												
15.2 Non-cancelable A and H (b)												
15.3 Guaranteed renewable A and H (b)												
15.4 Non-renewable for stated reasons only (b)												
15.5 Other accident only												
15.6 Medicare Title XVIII exempt from state taxes or fees												
15.7 All other A and H (b)												
15.8 Federal employees health benefits program premium (b)												
16. Workers' compensation												
17.1 Other liability - occurrence												
17.2 Other liability - claims-made												
17.3 Excess workers' compensation												
18. Products liability												
19.1 Private passenger auto no-fault (personal injury protection)												
19.2 Other private passenger auto liability												
19.3 Commercial auto no-fault (personal injury protection)												
19.4 Other commercial auto liability												
21.1 Private passenger auto physical damage												
21.2 Commercial auto physical damage												
22. Aircraft (all perils)												
23. Fidelity												
24. Surety	374,759	372,495		7,118		(3,110)	20,909				25,879	7,762
26. Burglary and theft												
27. Boiler and machinery												
28. Credit	7,611	103,934		84,616	22,333	(54,825)	20,158				6,542	158
30. Warranty												
34. Aggregate write-ins for other lines of business	391,837	391,837			194,158	271,907	138,050	59,492	59,492		171,606	8,116
35. TOTALS (a)	787,760	879,874		98,400	216,491	213,972	179,117	59,742	59,742		207,062	16,317
<b>DETAILS OF WRITE-INS</b>												
3401. Collateral Protection	391,837	391,837			194,158	271,907	138,050	59,492	59,492		171,606	8,116
3402. Excess of Loss												
3403. GAP												
3498. Summary of remaining write-ins for Line 34 from overflow page												
3499. Totals (Line 3401 through Line 3403 plus Line 3498) (Line 34 above)	391,837	391,837			194,158	271,907	138,050	59,492	59,492		171,606	8,116

19CT

(a) Finance and service charges not included in Line 1 to Line 35 \$ .....  
 (b) For health business on indicated lines report: Number of persons insured under PPO managed care products ..... and number of persons insured under indemnity only products .....



**EXHIBIT OF PREMIUMS AND LOSSES (Statutory Page 14)**  
**BUSINESS IN THE STATE OF DELAWARE DURING THE YEAR 2012**

Line of Business	Gross Premiums, Including Policy and Membership Fees, Less Return Premiums and Premiums on Policies not Taken		3 Dividends Paid or Credited to Policyholders on Direct Business	4 Direct Unearned Premium Reserves	5 Direct Losses Paid (deducting salvage)	6 Direct Losses Incurred	7 Direct Losses Unpaid	8 Direct Defense and Cost Containment Expense Paid	9 Direct Defense and Cost Containment Expense Incurred	10 Direct Defense and Cost Containment Expense Unpaid	11 Commissions and Brokerage Expenses	12 Taxes, Licenses and Fees
	1 Direct Premiums Written	2 Direct Premiums Earned										
1. Fire												
2.1 Allied lines												
2.2 Multiple peril crop												
2.3 Federal flood												
3. Farmowners multiple peril												
4. Homeowners multiple peril												
5.1 Commercial multiple peril (non-liability portion)												
5.2 Commercial multiple peril (liability portion)												
6. Mortgage guaranty												
8. Ocean marine												
9. Inland marine	4,029	2,491		2,206							860	701
10. Financial guaranty												
11. Medical professional liability												
12. Earthquake												
13. Group accident and health (b)												
14. Credit A and H (group and individual)												
15.1 Collectively renewable A and H (b)												
15.2 Non-cancelable A and H (b)												
15.3 Guaranteed renewable A and H (b)												
15.4 Non-renewable for stated reasons only (b)												
15.5 Other accident only												
15.6 Medicare Title XVIII exempt from state taxes or fees												
15.7 All other A and H (b)												
15.8 Federal employees health benefits program premium (b)												
16. Workers' compensation												
17.1 Other liability - occurrence												
17.2 Other liability - claims-made												
17.3 Excess workers' compensation												
18. Products liability												
19.1 Private passenger auto no-fault (personal injury protection)												
19.2 Other private passenger auto liability												
19.3 Commercial auto no-fault (personal injury protection)												
19.4 Other commercial auto liability												
21.1 Private passenger auto physical damage												
21.2 Commercial auto physical damage												
22. Aircraft (all perils)												
23. Fidelity												
24. Surety	88	29		59		(3,670)	13				49	15
26. Burglary and theft												
27. Boiler and machinery												
28. Credit	8,582	5,672		10,912							1,533	1,493
30. Warranty												
34. Aggregate write-ins for other lines of business												
35. TOTALS (a)	12,699	8,192		13,177		(3,670)	13				2,442	2,209
<b>DETAILS OF WRITE-INS</b>												
3401. Collateral Protection												
3402. Excess of Loss												
3403. GAP												
3498. Summary of remaining write-ins for Line 34 from overflow page												
3499. Totals (Line 3401 through Line 3403 plus Line 3498) (Line 34 above)												

19DE

(a) Finance and service charges not included in Line 1 to Line 35 \$ .....  
 (b) For health business on indicated lines report: Number of persons insured under PPO managed care products ..... and number of persons insured under indemnity only products .....



**EXHIBIT OF PREMIUMS AND LOSSES (Statutory Page 14)**  
**BUSINESS IN THE STATE OF DISTRICT OF COLUMBIA DURING THE YEAR 2012**

Line of Business	Gross Premiums, Including Policy and Membership Fees, Less Return Premiums and Premiums on Policies not Taken		3 Dividends Paid or Credited to Policyholders on Direct Business	4 Direct Unearned Premium Reserves	5 Direct Losses Paid (deducting salvage)	6 Direct Losses Incurred	7 Direct Losses Unpaid	8 Direct Defense and Cost Containment Expense Paid	9 Direct Defense and Cost Containment Expense Incurred	10 Direct Defense and Cost Containment Expense Unpaid	11 Commissions and Brokerage Expenses	12 Taxes, Licenses and Fees
	1 Direct Premiums Written	2 Direct Premiums Earned										
1. Fire												
2.1 Allied lines												
2.2 Multiple peril crop												
2.3 Federal flood												
3. Farmowners multiple peril												
4. Homeowners multiple peril												
5.1 Commercial multiple peril (non-liability portion)												
5.2 Commercial multiple peril (liability portion)												
6. Mortgage guaranty												
8. Ocean marine												
9. Inland marine												
10. Financial guaranty												
11. Medical professional liability												
12. Earthquake												
13. Group accident and health (b)												
14. Credit A and H (group and individual)												
15.1 Collectively renewable A and H (b)												
15.2 Non-cancelable A and H (b)												
15.3 Guaranteed renewable A and H (b)												
15.4 Non-renewable for stated reasons only (b)												
15.5 Other accident only												
15.6 Medicare Title XVIII exempt from state taxes or fees												
15.7 All other A and H (b)												
15.8 Federal employees health benefits program premium (b)												
16. Workers' compensation												
17.1 Other liability - occurrence												
17.2 Other liability - claims-made												
17.3 Excess workers' compensation												
18. Products liability												
19.1 Private passenger auto no-fault (personal injury protection)												
19.2 Other private passenger auto liability												
19.3 Commercial auto no-fault (personal injury protection)												
19.4 Other commercial auto liability												
21.1 Private passenger auto physical damage												
21.2 Commercial auto physical damage												
22. Aircraft (all perils)												
23. Fidelity												
24. Surety	80,870	80,871		229							(18,264)	3,513
26. Burglary and theft												
27. Boiler and machinery												
28. Credit		158		132								
30. Warranty												
34. Aggregate write-ins for other lines of business												
35. TOTALS (a)	80,870	81,029		361							(18,264)	3,513
<b>DETAILS OF WRITE-INS</b>												
3401. Collateral Protection												
3402. Excess of Loss												
3403. GAP												
3498. Summary of remaining write-ins for Line 34 from overflow page												
3499. Totals (Line 3401 through Line 3403 plus Line 3498) (Line 34 above)												

19DC

(a) Finance and service charges not included in Line 1 to Line 35 \$ .....  
 (b) For health business on indicated lines report: Number of persons insured under PPO managed care products ..... and number of persons insured under indemnity only products .....



**EXHIBIT OF PREMIUMS AND LOSSES (Statutory Page 14)**  
**BUSINESS IN THE STATE OF FLORIDA DURING THE YEAR 2012**

Line of Business	Gross Premiums, Including Policy and Membership Fees, Less Return Premiums and Premiums on Policies not Taken		3 Dividends Paid or Credited to Policyholders on Direct Business	4 Direct Unearned Premium Reserves	5 Direct Losses Paid (deducting salvage)	6 Direct Losses Incurred	7 Direct Losses Unpaid	8 Direct Defense and Cost Containment Expense Paid	9 Direct Defense and Cost Containment Expense Incurred	10 Direct Defense and Cost Containment Expense Unpaid	11 Commissions and Brokerage Expenses	12 Taxes, Licenses and Fees
	1 Direct Premiums Written	2 Direct Premiums Earned										
1. Fire												
2.1 Allied lines												
2.2 Multiple peril crop												
2.3 Federal flood												
3. Farmowners multiple peril												
4. Homeowners multiple peril												
5.1 Commercial multiple peril (non-liability portion)												
5.2 Commercial multiple peril (liability portion)												
6. Mortgage guaranty												
8. Ocean marine												
9. Inland marine	198,759	176,608		104,511	63,524	30,645	13,343	6,750	6,750		43,980	8,826
10. Financial guaranty												
11. Medical professional liability												
12. Earthquake												
13. Group accident and health (b)												
14. Credit A and H (group and individual)												
15.1 Collectively renewable A and H (b)												
15.2 Non-cancelable A and H (b)												
15.3 Guaranteed renewable A and H (b)												
15.4 Non-renewable for stated reasons only (b)												
15.5 Other accident only												
15.6 Medicare Title XVIII exempt from state taxes or fees												
15.7 All other A and H (b)												
15.8 Federal employees health benefits program premium (b)												
16. Workers' compensation												
17.1 Other liability - occurrence												
17.2 Other liability - claims-made												
17.3 Excess workers' compensation												
18. Products liability												
19.1 Private passenger auto no-fault (personal injury protection)												
19.2 Other private passenger auto liability												
19.3 Commercial auto no-fault (personal injury protection)												
19.4 Other commercial auto liability												
21.1 Private passenger auto physical damage												
21.2 Commercial auto physical damage												
22. Aircraft (all perils)												
23. Fidelity												
24. Surety	556,873	523,591		257,240	2,751	4,486	200,677				333,449	24,728
26. Burglary and theft												
27. Boiler and machinery												
28. Credit												
30. Warranty						(1,279)						
34. Aggregate write-ins for other lines of business	1,172,554	1,031,483		1,619,140	162,172	179,073	155,889	800	570	318	52,860	52,069
35. TOTALS (a)	1,928,186	1,731,682		1,980,891	228,447	212,925	369,909	7,550	7,320	318	430,289	85,623
<b>DETAILS OF WRITE-INS</b>												
3401. Collateral Protection	3,910	5,194		1,107							3,786	174
3402. Excess of Loss												
3403. GAP	1,168,644	1,026,289		1,618,033	162,172	179,073	155,889	800	570	318	49,074	51,895
3498. Summary of remaining write-ins for Line 34 from overflow page												
3499. Totals (Line 3401 through Line 3403 plus Line 3498) (Line 34 above)	1,172,554	1,031,483		1,619,140	162,172	179,073	155,889	800	570	318	52,860	52,069

19FL

(a) Finance and service charges not included in Line 1 to Line 35 \$  
 (b) For health business on indicated lines report: Number of persons insured under PPO managed care products and number of persons insured under indemnity only products



**EXHIBIT OF PREMIUMS AND LOSSES (Statutory Page 14)**  
**BUSINESS IN THE STATE OF GEORGIA DURING THE YEAR 2012**

Line of Business	Gross Premiums, Including Policy and Membership Fees, Less Return Premiums and Premiums on Policies not Taken		3 Dividends Paid or Credited to Policyholders on Direct Business	4 Direct Unearned Premium Reserves	5 Direct Losses Paid (deducting salvage)	6 Direct Losses Incurred	7 Direct Losses Unpaid	8 Direct Defense and Cost Containment Expense Paid	9 Direct Defense and Cost Containment Expense Incurred	10 Direct Defense and Cost Containment Expense Unpaid	11 Commissions and Brokerage Expenses	12 Taxes, Licenses and Fees
	1 Direct Premiums Written	2 Direct Premiums Earned										
1. Fire												
2.1 Allied lines												
2.2 Multiple peril crop												
2.3 Federal flood												
3. Farmowners multiple peril												
4. Homeowners multiple peril												
5.1 Commercial multiple peril (non-liability portion)												
5.2 Commercial multiple peril (liability portion)												
6. Mortgage guaranty												
8. Ocean marine												
9. Inland marine	132,016	108,994		73,480	28,270	12,185	9,568	4,634	4,634		27,264	7,730
10. Financial guaranty												
11. Medical professional liability												
12. Earthquake												
13. Group accident and health (b)												
14. Credit A and H (group and individual)												
15.1 Collectively renewable A and H (b)												
15.2 Non-cancelable A and H (b)												
15.3 Guaranteed renewable A and H (b)												
15.4 Non-renewable for stated reasons only (b)												
15.5 Other accident only												
15.6 Medicare Title XVIII exempt from state taxes or fees												
15.7 All other A and H (b)												
15.8 Federal employees health benefits program premium (b)												
16. Workers' compensation												
17.1 Other liability - occurrence												
17.2 Other liability - claims-made												
17.3 Excess workers' compensation												
18. Products liability												
19.1 Private passenger auto no-fault (personal injury protection)												
19.2 Other private passenger auto liability												
19.3 Commercial auto no-fault (personal injury protection)												
19.4 Other commercial auto liability												
21.1 Private passenger auto physical damage												
21.2 Commercial auto physical damage												
22. Aircraft (all perils)												
23. Fidelity												
24. Surety	34,040	33,860		10,571		318	12,749				16,343	1,993
26. Burglary and theft												
27. Boiler and machinery												
28. Credit	359,482	141,155		335,603	33,478	58,191	34,974	85	119	34	54,830	21,049
30. Warranty												
34. Aggregate write-ins for other lines of business	40,424	37,532		16,192	38,461	46,540	8,079	595	595		17,962	2,367
35. TOTALS (a)	565,962	321,541		435,846	100,209	117,234	65,370	5,314	5,348	34	116,399	33,139
<b>DETAILS OF WRITE-INS</b>												
3401. Collateral Protection	40,424	37,532		16,192	38,461	46,540	8,079	595	595		17,962	2,367
3402. Excess of Loss												
3403. GAP												
3498. Summary of remaining write-ins for Line 34 from overflow page												
3499. Totals (Line 3401 through Line 3403 plus Line 3498) (Line 34 above)	40,424	37,532		16,192	38,461	46,540	8,079	595	595		17,962	2,367

19GA

(a) Finance and service charges not included in Line 1 to Line 35 \$ .....  
 (b) For health business on indicated lines report: Number of persons insured under PPO managed care products ..... and number of persons insured under indemnity only products .....



**EXHIBIT OF PREMIUMS AND LOSSES (Statutory Page 14)**  
**BUSINESS IN THE STATE OF HAWAII DURING THE YEAR 2012**

Line of Business	Gross Premiums, Including Policy and Membership Fees, Less Return Premiums and Premiums on Policies not Taken		3 Dividends Paid or Credited to Policyholders on Direct Business	4 Direct Unearned Premium Reserves	5 Direct Losses Paid (deducting salvage)	6 Direct Losses Incurred	7 Direct Losses Unpaid	8 Direct Defense and Cost Containment Expense Paid	9 Direct Defense and Cost Containment Expense Incurred	10 Direct Defense and Cost Containment Expense Unpaid	11 Commissions and Brokerage Expenses	12 Taxes, Licenses and Fees
	1 Direct Premiums Written	2 Direct Premiums Earned										
1. Fire												
2.1 Allied lines												
2.2 Multiple peril crop												
2.3 Federal flood												
3. Farmowners multiple peril												
4. Homeowners multiple peril												
5.1 Commercial multiple peril (non-liability portion)												
5.2 Commercial multiple peril (liability portion)												
6. Mortgage guaranty												
8. Ocean marine												
9. Inland marine	1,998	1,672		589							430	92
10. Financial guaranty												
11. Medical professional liability												
12. Earthquake												
13. Group accident and health (b)												
14. Credit A and H (group and individual)												
15.1 Collectively renewable A and H (b)												
15.2 Non-cancelable A and H (b)												
15.3 Guaranteed renewable A and H (b)												
15.4 Non-renewable for stated reasons only (b)												
15.5 Other accident only												
15.6 Medicare Title XVIII exempt from state taxes or fees												
15.7 All other A and H (b)												
15.8 Federal employees health benefits program premium (b)												
16. Workers' compensation												
17.1 Other liability - occurrence												
17.2 Other liability - claims-made												
17.3 Excess workers' compensation												
18. Products liability												
19.1 Private passenger auto no-fault (personal injury protection)												
19.2 Other private passenger auto liability												
19.3 Commercial auto no-fault (personal injury protection)												
19.4 Other commercial auto liability												
21.1 Private passenger auto physical damage												
21.2 Commercial auto physical damage												
22. Aircraft (all perils)												
23. Fidelity												
24. Surety	24,988	24,512		18,210		1,810	7,204				16,120	1,148
26. Burglary and theft												
27. Boiler and machinery												
28. Credit												
30. Warranty												
34. Aggregate write-ins for other lines of business	1,756,175	2,662,132		1,982,204	719,019	746,620	153,016	952	952		831,625	80,647
35. TOTALS (a)	1,783,161	2,688,316		2,001,003	719,019	748,430	160,220	952	952		848,175	81,887
<b>DETAILS OF WRITE-INS</b>												
3401. Collateral Protection	1,756,175	2,662,132		1,982,204	719,019	746,620	153,016	952	952		831,625	80,647
3402. Excess of Loss												
3403. GAP												
3498. Summary of remaining write-ins for Line 34 from overflow page												
3499. Totals (Line 3401 through Line 3403 plus Line 3498) (Line 34 above)	1,756,175	2,662,132		1,982,204	719,019	746,620	153,016	952	952		831,625	80,647

19H1

(a) Finance and service charges not included in Line 1 to Line 35 \$  
 (b) For health business on indicated lines report: Number of persons insured under PPO managed care products and number of persons insured under indemnity only products



**EXHIBIT OF PREMIUMS AND LOSSES (Statutory Page 14)**  
**BUSINESS IN THE STATE OF IDAHO DURING THE YEAR 2012**

Line of Business	Gross Premiums, Including Policy and Membership Fees, Less Return Premiums and Premiums on Policies not Taken		3 Dividends Paid or Credited to Policyholders on Direct Business	4 Direct Unearned Premium Reserves	5 Direct Losses Paid (deducting salvage)	6 Direct Losses Incurred	7 Direct Losses Unpaid	8 Direct Defense and Cost Containment Expense Paid	9 Direct Defense and Cost Containment Expense Incurred	10 Direct Defense and Cost Containment Expense Unpaid	11 Commissions and Brokerage Expenses	12 Taxes, Licenses and Fees
	1 Direct Premiums Written	2 Direct Premiums Earned										
1. Fire												
2.1 Allied lines												
2.2 Multiple peril crop												
2.3 Federal flood												
3. Farmowners multiple peril												
4. Homeowners multiple peril												
5.1 Commercial multiple peril (non-liability portion)												
5.2 Commercial multiple peril (liability portion)												
6. Mortgage guaranty												
8. Ocean marine												
9. Inland marine	6,600	4,964		3,960							1,265	177
10. Financial guaranty												
11. Medical professional liability												
12. Earthquake												
13. Group accident and health (b)												
14. Credit A and H (group and individual)												
15.1 Collectively renewable A and H (b)												
15.2 Non-cancelable A and H (b)												
15.3 Guaranteed renewable A and H (b)												
15.4 Non-renewable for stated reasons only (b)												
15.5 Other accident only												
15.6 Medicare Title XVIII exempt from state taxes or fees												
15.7 All other A and H (b)												
15.8 Federal employees health benefits program premium (b)												
16. Workers' compensation												
17.1 Other liability - occurrence												
17.2 Other liability - claims-made												
17.3 Excess workers' compensation												
18. Products liability												
19.1 Private passenger auto no-fault (personal injury protection)												
19.2 Other private passenger auto liability												
19.3 Commercial auto no-fault (personal injury protection)												
19.4 Other commercial auto liability												
21.1 Private passenger auto physical damage												
21.2 Commercial auto physical damage												
22. Aircraft (all perils)												
23. Fidelity												
24. Surety	35,005	35,007		643		9,417	9,731				3,672	937
26. Burglary and theft												
27. Boiler and machinery												
28. Credit	219,557	93,545		205,141	8,225	11,831	7,423				34,787	5,879
30. Warranty												
34. Aggregate write-ins for other lines of business	22,196	2,858		19,338							22,183	594
35. TOTALS (a)	283,358	136,374		229,082	8,225	21,248	17,154				61,907	7,587
<b>DETAILS OF WRITE-INS</b>												
3401. Collateral Protection	22,196	2,858		19,338							22,183	594
3402. Excess of Loss												
3403. GAP												
3498. Summary of remaining write-ins for Line 34 from overflow page												
3499. Totals (Line 3401 through Line 3403 plus Line 3498) (Line 34 above)	22,196	2,858		19,338							22,183	594

191D

(a) Finance and service charges not included in Line 1 to Line 35 \$  
 (b) For health business on indicated lines report: Number of persons insured under PPO managed care products and number of persons insured under indemnity only products



**EXHIBIT OF PREMIUMS AND LOSSES (Statutory Page 14)**  
**BUSINESS IN THE STATE OF ILLINOIS DURING THE YEAR 2012**

Line of Business	Gross Premiums, Including Policy and Membership Fees, Less Return Premiums and Premiums on Policies not Taken		3 Dividends Paid or Credited to Policyholders on Direct Business	4 Direct Unearned Premium Reserves	5 Direct Losses Paid (deducting salvage)	6 Direct Losses Incurred	7 Direct Losses Unpaid	8 Direct Defense and Cost Containment Expense Paid	9 Direct Defense and Cost Containment Expense Incurred	10 Direct Defense and Cost Containment Expense Unpaid	11 Commissions and Brokerage Expenses	12 Taxes, Licenses and Fees
	1 Direct Premiums Written	2 Direct Premiums Earned										
1. Fire												
2.1 Allied lines												
2.2 Multiple peril crop												
2.3 Federal flood												
3. Farmowners multiple peril												
4. Homeowners multiple peril												
5.1 Commercial multiple peril (non-liability portion)												
5.2 Commercial multiple peril (liability portion)												
6. Mortgage guaranty												
8. Ocean marine												
9. Inland marine	63,947	59,055		13,868	4,222	(2,481)	887	1,360	1,360		26,908	1,960
10. Financial guaranty												
11. Medical professional liability												
12. Earthquake												
13. Group accident and health (b)												
14. Credit A and H (group and individual)												
15.1 Collectively renewable A and H (b)												
15.2 Non-cancelable A and H (b)												
15.3 Guaranteed renewable A and H (b)												
15.4 Non-renewable for stated reasons only (b)												
15.5 Other accident only												
15.6 Medicare Title XVIII exempt from state taxes or fees												
15.7 All other A and H (b)												
15.8 Federal employees health benefits program premium (b)												
16. Workers' compensation												
17.1 Other liability - occurrence												
17.2 Other liability - claims-made												
17.3 Excess workers' compensation												
18. Products liability												
19.1 Private passenger auto no-fault (personal injury protection)												
19.2 Other private passenger auto liability												
19.3 Commercial auto no-fault (personal injury protection)												
19.4 Other commercial auto liability												
21.1 Private passenger auto physical damage												
21.2 Commercial auto physical damage												
22. Aircraft (all perils)												
23. Fidelity												
24. Surety	116,178	115,945		20,691		(6,964)	15,536				36,575	3,561
26. Burglary and theft												
27. Boiler and machinery												
28. Credit	78,230	63,407		99,453	19,844	39,773	22,668	185	222	73	12,529	2,398
30. Warranty					18,312	(54,366)						
34. Aggregate write-ins for other lines of business	132,452	130,593		167,928	63,360	68,629	17,490	547	547		34,738	4,060
35. TOTALS (a)	390,807	369,000		301,940	105,738	44,591	56,581	2,092	2,129	73	110,750	11,979
<b>DETAILS OF WRITE-INS</b>												
3401. Collateral Protection	132,452	130,593		167,928	63,360	68,629	17,490	547	547		34,738	4,060
3402. Excess of Loss												
3403. GAP												
3498. Summary of remaining write-ins for Line 34 from overflow page												
3499. Totals (Line 3401 through Line 3403 plus Line 3498) (Line 34 above)	132,452	130,593		167,928	63,360	68,629	17,490	547	547		34,738	4,060

191L

(a) Finance and service charges not included in Line 1 to Line 35 \$ .....  
 (b) For health business on indicated lines report: Number of persons insured under PPO managed care products ..... and number of persons insured under indemnity only products .....



**EXHIBIT OF PREMIUMS AND LOSSES (Statutory Page 14)**  
**BUSINESS IN THE STATE OF INDIANA DURING THE YEAR 2012**

Line of Business	Gross Premiums, Including Policy and Membership Fees, Less Return Premiums and Premiums on Policies not Taken		3 Dividends Paid or Credited to Policyholders on Direct Business	4 Direct Unearned Premium Reserves	5 Direct Losses Paid (deducting salvage)	6 Direct Losses Incurred	7 Direct Losses Unpaid	8 Direct Defense and Cost Containment Expense Paid	9 Direct Defense and Cost Containment Expense Incurred	10 Direct Defense and Cost Containment Expense Unpaid	11 Commissions and Brokerage Expenses	12 Taxes, Licenses and Fees
	1 Direct Premiums Written	2 Direct Premiums Earned										
1. Fire												
2.1 Allied lines												
2.2 Multiple peril crop												
2.3 Federal flood												
3. Farmowners multiple peril												
4. Homeowners multiple peril												
5.1 Commercial multiple peril (non-liability portion)												
5.2 Commercial multiple peril (liability portion)												
6. Mortgage guaranty												
8. Ocean marine												
9. Inland marine	682,908	648,201		49,526	117,790	110,534	28,372	9,405	9,405		150,386	11,618
10. Financial guaranty												
11. Medical professional liability												
12. Earthquake												
13. Group accident and health (b)												
14. Credit A and H (group and individual)												
15.1 Collectively renewable A and H (b)												
15.2 Non-cancelable A and H (b)												
15.3 Guaranteed renewable A and H (b)												
15.4 Non-renewable for stated reasons only (b)												
15.5 Other accident only												
15.6 Medicare Title XVIII exempt from state taxes or fees												
15.7 All other A and H (b)												
15.8 Federal employees health benefits program premium (b)												
16. Workers' compensation												
17.1 Other liability - occurrence												
17.2 Other liability - claims-made												
17.3 Excess workers' compensation												
18. Products liability												
19.1 Private passenger auto no-fault (personal injury protection)												
19.2 Other private passenger auto liability												
19.3 Commercial auto no-fault (personal injury protection)												
19.4 Other commercial auto liability												
21.1 Private passenger auto physical damage												
21.2 Commercial auto physical damage												
22. Aircraft (all perils)												
23. Fidelity												
24. Surety	45,473	51,020		2,914		(2,855)	8,492				14,037	774
26. Burglary and theft												
27. Boiler and machinery												
28. Credit												
30. Warranty												
34. Aggregate write-ins for other lines of business	167,861	226,365		340,617	17,654	(14,038)	5,680	600	(74)	238	89,841	2,856
35. TOTALS (a)	896,242	925,586		393,057	135,444	93,641	42,544	10,005	9,331	238	254,264	15,248
<b>DETAILS OF WRITE-INS</b>												
3401. Collateral Protection	105,210	138,889		166,235	14,806		12,298				84,340	1,790
3402. Excess of Loss	27,208	48,591		132,722								463
3403. GAP	35,443	38,885		41,660	2,848	(26,336)	2,570	600	(74)	238	5,501	603
3498. Summary of remaining write-ins for Line 34 from overflow page												
3499. Totals (Line 3401 through Line 3403 plus Line 3498) (Line 34 above)	167,861	226,365		340,617	17,654	(14,038)	5,680	600	(74)	238	89,841	2,856

191N

(a) Finance and service charges not included in Line 1 to Line 35 \$  
 (b) For health business on indicated lines report: Number of persons insured under PPO managed care products and number of persons insured under indemnity only products



**EXHIBIT OF PREMIUMS AND LOSSES (Statutory Page 14)**  
**BUSINESS IN THE STATE OF IOWA DURING THE YEAR 2012**

Line of Business	Gross Premiums, Including Policy and Membership Fees, Less Return Premiums and Premiums on Policies not Taken		3 Dividends Paid or Credited to Policyholders on Direct Business	4 Direct Unearned Premium Reserves	5 Direct Losses Paid (deducting salvage)	6 Direct Losses Incurred	7 Direct Losses Unpaid	8 Direct Defense and Cost Containment Expense Paid	9 Direct Defense and Cost Containment Expense Incurred	10 Direct Defense and Cost Containment Expense Unpaid	11 Commissions and Brokerage Expenses	12 Taxes, Licenses and Fees
	1 Direct Premiums Written	2 Direct Premiums Earned										
1. Fire												
2.1 Allied lines												
2.2 Multiple peril crop												
2.3 Federal flood												
3. Farmowners multiple peril												
4. Homeowners multiple peril												
5.1 Commercial multiple peril (non-liability portion)												
5.2 Commercial multiple peril (liability portion)												
6. Mortgage guaranty												
8. Ocean marine												
9. Inland marine	81,581	60,483		93,180	39,158	46,993	8,225	750	750		16,149	2,049
10. Financial guaranty												
11. Medical professional liability												
12. Earthquake												
13. Group accident and health (b)												
14. Credit A and H (group and individual)												
15.1 Collectively renewable A and H (b)												
15.2 Non-cancelable A and H (b)												
15.3 Guaranteed renewable A and H (b)												
15.4 Non-renewable for stated reasons only (b)												
15.5 Other accident only												
15.6 Medicare Title XVIII exempt from state taxes or fees												
15.7 All other A and H (b)												
15.8 Federal employees health benefits program premium (b)												
16. Workers' compensation												
17.1 Other liability - occurrence												
17.2 Other liability - claims-made												
17.3 Excess workers' compensation												
18. Products liability												
19.1 Private passenger auto no-fault (personal injury protection)												
19.2 Other private passenger auto liability												
19.3 Commercial auto no-fault (personal injury protection)												
19.4 Other commercial auto liability												
21.1 Private passenger auto physical damage												
21.2 Commercial auto physical damage												
22. Aircraft (all perils)												
23. Fidelity												
24. Surety	5,553	6,001		944		112	791				1,361	139
26. Burglary and theft												
27. Boiler and machinery												
28. Credit	3,920	1,145		3,014							534	98
30. Warranty												
34. Aggregate write-ins for other lines of business	28,489	30,952		10,193	15,197	19,148	6,822	377	377		12,933	716
35. TOTALS (a)	119,543	98,581		107,331	54,355	66,253	15,838	1,127	1,127		30,977	3,002
<b>DETAILS OF WRITE-INS</b>												
3401. Collateral Protection	28,489	30,952		10,193	15,197	19,148	6,822	377	377		12,933	716
3402. Excess of Loss												
3403. GAP												
3498. Summary of remaining write-ins for Line 34 from overflow page												
3499. Totals (Line 3401 through Line 3403 plus Line 3498) (Line 34 above)	28,489	30,952		10,193	15,197	19,148	6,822	377	377		12,933	716

191A

(a) Finance and service charges not included in Line 1 to Line 35 \$  
 (b) For health business on indicated lines report: Number of persons insured under PPO managed care products and number of persons insured under indemnity only products



**EXHIBIT OF PREMIUMS AND LOSSES (Statutory Page 14)**  
**BUSINESS IN THE STATE OF KANSAS DURING THE YEAR 2012**

Line of Business	Gross Premiums, Including Policy and Membership Fees, Less Return Premiums and Premiums on Policies not Taken		3 Dividends Paid or Credited to Policyholders on Direct Business	4 Direct Unearned Premium Reserves	5 Direct Losses Paid (deducting salvage)	6 Direct Losses Incurred	7 Direct Losses Unpaid	8 Direct Defense and Cost Containment Expense Paid	9 Direct Defense and Cost Containment Expense Incurred	10 Direct Defense and Cost Containment Expense Unpaid	11 Commissions and Brokerage Expenses	12 Taxes, Licenses and Fees
	1 Direct Premiums Written	2 Direct Premiums Earned										
1. Fire												
2.1 Allied lines												
2.2 Multiple peril crop												
2.3 Federal flood												
3. Farmowners multiple peril												
4. Homeowners multiple peril												
5.1 Commercial multiple peril (non-liability portion)												
5.2 Commercial multiple peril (liability portion)												
6. Mortgage guaranty												
8. Ocean marine												
9. Inland marine	12,482	9,238		6,705	14,876	15,501	3,125				2,517	350
10. Financial guaranty												
11. Medical professional liability												
12. Earthquake												
13. Group accident and health (b)												
14. Credit A and H (group and individual)												
15.1 Collectively renewable A and H (b)												
15.2 Non-cancelable A and H (b)												
15.3 Guaranteed renewable A and H (b)												
15.4 Non-renewable for stated reasons only (b)												
15.5 Other accident only												
15.6 Medicare Title XVIII exempt from state taxes or fees												
15.7 All other A and H (b)												
15.8 Federal employees health benefits program premium (b)												
16. Workers' compensation												
17.1 Other liability - occurrence												
17.2 Other liability - claims-made												
17.3 Excess workers' compensation												
18. Products liability												
19.1 Private passenger auto no-fault (personal injury protection)												
19.2 Other private passenger auto liability												
19.3 Commercial auto no-fault (personal injury protection)												
19.4 Other commercial auto liability												
21.1 Private passenger auto physical damage												
21.2 Commercial auto physical damage	290,751	143,215		281,813	72,945	138,785	65,840				8,169	8,154
22. Aircraft (all perils)												
23. Fidelity												
24. Surety	108,633	121,028		53,766		(5,735)	56,456				73,515	3,046
26. Burglary and theft												
27. Boiler and machinery												
28. Credit												
30. Warranty												
34. Aggregate write-ins for other lines of business	17,647	17,647				(437)					1,662	495
35. TOTALS (a)	429,513	291,128		342,284	87,821	148,114	125,421				85,863	12,045
<b>DETAILS OF WRITE-INS</b>												
3401. Collateral Protection	17,647	17,647				(437)					1,662	495
3402. Excess of Loss												
3403. GAP												
3498. Summary of remaining write-ins for Line 34 from overflow page												
3499. Totals (Line 3401 through Line 3403 plus Line 3498) (Line 34 above)	17,647	17,647				(437)					1,662	495

19KS

(a) Finance and service charges not included in Line 1 to Line 35 \$ .....  
 (b) For health business on indicated lines report: Number of persons insured under PPO managed care products ..... and number of persons insured under indemnity only products .....



**EXHIBIT OF PREMIUMS AND LOSSES (Statutory Page 14)**  
**BUSINESS IN THE STATE OF KENTUCKY DURING THE YEAR 2012**

Line of Business	Gross Premiums, Including Policy and Membership Fees, Less Return Premiums and Premiums on Policies not Taken		3 Dividends Paid or Credited to Policyholders on Direct Business	4 Direct Unearned Premium Reserves	5 Direct Losses Paid (deducting salvage)	6 Direct Losses Incurred	7 Direct Losses Unpaid	8 Direct Defense and Cost Containment Expense Paid	9 Direct Defense and Cost Containment Expense Incurred	10 Direct Defense and Cost Containment Expense Unpaid	11 Commissions and Brokerage Expenses	12 Taxes, Licenses and Fees
	1 Direct Premiums Written	2 Direct Premiums Earned										
1. Fire												
2.1 Allied lines												
2.2 Multiple peril crop												
2.3 Federal flood												
3. Farmowners multiple peril												
4. Homeowners multiple peril												
5.1 Commercial multiple peril (non-liability portion)												
5.2 Commercial multiple peril (liability portion)												
6. Mortgage guaranty												
8. Ocean marine												
9. Inland marine	70,054	56,281		39,243	11,023	(4,349)	2,315	2,000	2,000		14,842	6,603
10. Financial guaranty												
11. Medical professional liability												
12. Earthquake												
13. Group accident and health (b)												
14. Credit A and H (group and individual)												
15.1 Collectively renewable A and H (b)												
15.2 Non-cancelable A and H (b)												
15.3 Guaranteed renewable A and H (b)												
15.4 Non-renewable for stated reasons only (b)												
15.5 Other accident only												
15.6 Medicare Title XVIII exempt from state taxes or fees												
15.7 All other A and H (b)												
15.8 Federal employees health benefits program premium (b)												
16. Workers' compensation												
17.1 Other liability - occurrence												
17.2 Other liability - claims-made												
17.3 Excess workers' compensation												
18. Products liability												
19.1 Private passenger auto no-fault (personal injury protection)												
19.2 Other private passenger auto liability												
19.3 Commercial auto no-fault (personal injury protection)												
19.4 Other commercial auto liability												
21.1 Private passenger auto physical damage												
21.2 Commercial auto physical damage												
22. Aircraft (all perils)												
23. Fidelity												
24. Surety	499,734	499,264		177,668		8,190	140,365				313,707	47,103
26. Burglary and theft												
27. Boiler and machinery												
28. Credit	1,070,330	1,213,220		1,640,235	568,441	412,680	673,886	60,121	50,730	23,864	462,378	100,885
30. Warranty												
34. Aggregate write-ins for other lines of business												
35. TOTALS (a)	1,640,118	1,768,765		1,857,146	579,464	416,521	816,566	62,121	52,730	23,864	790,927	154,591
<b>DETAILS OF WRITE-INS</b>												
3401. Collateral Protection												
3402. Excess of Loss												
3403. GAP												
3498. Summary of remaining write-ins for Line 34 from overflow page												
3499. Totals (Line 3401 through Line 3403 plus Line 3498) (Line 34 above)												

19KY

(a) Finance and service charges not included in Line 1 to Line 35 \$ .....  
 (b) For health business on indicated lines report: Number of persons insured under PPO managed care products ..... and number of persons insured under indemnity only products .....



**EXHIBIT OF PREMIUMS AND LOSSES (Statutory Page 14)**  
**BUSINESS IN THE STATE OF LOUISIANA DURING THE YEAR 2012**

Line of Business	Gross Premiums, Including Policy and Membership Fees, Less Return Premiums and Premiums on Policies not Taken		3 Dividends Paid or Credited to Policyholders on Direct Business	4 Direct Unearned Premium Reserves	5 Direct Losses Paid (deducting salvage)	6 Direct Losses Incurred	7 Direct Losses Unpaid	8 Direct Defense and Cost Containment Expense Paid	9 Direct Defense and Cost Containment Expense Incurred	10 Direct Defense and Cost Containment Expense Unpaid	11 Commissions and Brokerage Expenses	12 Taxes, Licenses and Fees
	1 Direct Premiums Written	2 Direct Premiums Earned										
1. Fire												
2.1 Allied lines												
2.2 Multiple peril crop												
2.3 Federal flood												
3. Farmowners multiple peril												
4. Homeowners multiple peril												
5.1 Commercial multiple peril (non-liability portion)												
5.2 Commercial multiple peril (liability portion)												
6. Mortgage guaranty												
8. Ocean marine												
9. Inland marine	294,324	239,993		165,317	277,076	292,758	61,829	17,000	17,000		61,603	19,456
10. Financial guaranty												
11. Medical professional liability												
12. Earthquake												
13. Group accident and health (b)												
14. Credit A and H (group and individual)												
15.1 Collectively renewable A and H (b)												
15.2 Non-cancelable A and H (b)												
15.3 Guaranteed renewable A and H (b)												
15.4 Non-renewable for stated reasons only (b)												
15.5 Other accident only												
15.6 Medicare Title XVIII exempt from state taxes or fees												
15.7 All other A and H (b)												
15.8 Federal employees health benefits program premium (b)												
16. Workers' compensation												
17.1 Other liability - occurrence												
17.2 Other liability - claims-made												
17.3 Excess workers' compensation												
18. Products liability												
19.1 Private passenger auto no-fault (personal injury protection)												
19.2 Other private passenger auto liability												
19.3 Commercial auto no-fault (personal injury protection)												
19.4 Other commercial auto liability												
21.1 Private passenger auto physical damage												
21.2 Commercial auto physical damage												
22. Aircraft (all perils)												
23. Fidelity												
24. Surety	66,338	70,048		34,570		3,661	20,991				42,593	4,385
26. Burglary and theft												
27. Boiler and machinery												
28. Credit	49,301	101,317		12,100	54,782	97,913	55,154	1,050	1,029	417	(3,416)	3,259
30. Warranty												
34. Aggregate write-ins for other lines of business												
35. TOTALS (a)	409,963	411,358		211,987	331,858	394,332	137,974	18,050	18,029	417	100,780	27,100
<b>DETAILS OF WRITE-INS</b>												
3401. Collateral Protection												
3402. Excess of Loss												
3403. GAP												
3498. Summary of remaining write-ins for Line 34 from overflow page												
3499. Totals (Line 3401 through Line 3403 plus Line 3498) (Line 34 above)												

191A

(a) Finance and service charges not included in Line 1 to Line 35 \$ .....  
 (b) For health business on indicated lines report: Number of persons insured under PPO managed care products ..... and number of persons insured under indemnity only products .....



**EXHIBIT OF PREMIUMS AND LOSSES (Statutory Page 14)**  
**BUSINESS IN THE STATE OF MAINE DURING THE YEAR 2012**

Line of Business	Gross Premiums, Including Policy and Membership Fees, Less Return Premiums and Premiums on Policies not Taken		3 Dividends Paid or Credited to Policyholders on Direct Business	4 Direct Unearned Premium Reserves	5 Direct Losses Paid (deducting salvage)	6 Direct Losses Incurred	7 Direct Losses Unpaid	8 Direct Defense and Cost Containment Expense Paid	9 Direct Defense and Cost Containment Expense Incurred	10 Direct Defense and Cost Containment Expense Unpaid	11 Commissions and Brokerage Expenses	12 Taxes, Licenses and Fees
	1 Direct Premiums Written	2 Direct Premiums Earned										
1. Fire												
2.1 Allied lines												
2.2 Multiple peril crop												
2.3 Federal flood												
3. Farmowners multiple peril												
4. Homeowners multiple peril												
5.1 Commercial multiple peril (non-liability portion)												
5.2 Commercial multiple peril (liability portion)												
6. Mortgage guaranty												
8. Ocean marine												
9. Inland marine	40,467	33,173		22,084	36,255	43,124	7,615	1,250	1,250		8,924	933
10. Financial guaranty												
11. Medical professional liability												
12. Earthquake												
13. Group accident and health (b)												
14. Credit A and H (group and individual)												
15.1 Collectively renewable A and H (b)												
15.2 Non-cancelable A and H (b)												
15.3 Guaranteed renewable A and H (b)												
15.4 Non-renewable for stated reasons only (b)												
15.5 Other accident only												
15.6 Medicare Title XVIII exempt from state taxes or fees												
15.7 All other A and H (b)												
15.8 Federal employees health benefits program premium (b)												
16. Workers' compensation												
17.1 Other liability - occurrence												
17.2 Other liability - claims-made												
17.3 Excess workers' compensation												
18. Products liability												
19.1 Private passenger auto no-fault (personal injury protection)												
19.2 Other private passenger auto liability												
19.3 Commercial auto no-fault (personal injury protection)												
19.4 Other commercial auto liability												
21.1 Private passenger auto physical damage												
21.2 Commercial auto physical damage												
22. Aircraft (all perils)												
23. Fidelity												
24. Surety	19,302	19,256		47							446	445
26. Burglary and theft												
27. Boiler and machinery												
28. Credit	28,500	8,861		23,580	7,053	13,419	6,366				3,893	657
30. Warranty												
34. Aggregate write-ins for other lines of business	84,630	97,272		48,229	5,449	3,273	9,013	2,450	2,450		36,398	1,950
35. TOTALS (a)	172,899	158,562		93,940	48,757	59,816	22,994	3,700	3,700		49,661	3,985
<b>DETAILS OF WRITE-INS</b>												
3401. Collateral Protection	84,630	97,272		48,229	5,449	3,273	9,013	2,450	2,450		36,398	1,950
3402. Excess of Loss												
3403. GAP												
3498. Summary of remaining write-ins for Line 34 from overflow page												
3499. Totals (Line 3401 through Line 3403 plus Line 3498) (Line 34 above)	84,630	97,272		48,229	5,449	3,273	9,013	2,450	2,450		36,398	1,950

19ME

(a) Finance and service charges not included in Line 1 to Line 35 \$ .....  
 (b) For health business on indicated lines report: Number of persons insured under PPO managed care products ..... and number of persons insured under indemnity only products .....



**EXHIBIT OF PREMIUMS AND LOSSES (Statutory Page 14)**  
**BUSINESS IN THE STATE OF MARYLAND DURING THE YEAR 2012**

Line of Business	Gross Premiums, Including Policy and Membership Fees, Less Return Premiums and Premiums on Policies not Taken		3 Dividends Paid or Credited to Policyholders on Direct Business	4 Direct Unearned Premium Reserves	5 Direct Losses Paid (deducting salvage)	6 Direct Losses Incurred	7 Direct Losses Unpaid	8 Direct Defense and Cost Containment Expense Paid	9 Direct Defense and Cost Containment Expense Incurred	10 Direct Defense and Cost Containment Expense Unpaid	11 Commissions and Brokerage Expenses	12 Taxes, Licenses and Fees
	1 Direct Premiums Written	2 Direct Premiums Earned										
1. Fire												
2.1 Allied lines												
2.2 Multiple peril crop												
2.3 Federal flood												
3. Farmowners multiple peril												
4. Homeowners multiple peril												
5.1 Commercial multiple peril (non-liability portion)												
5.2 Commercial multiple peril (liability portion)												
6. Mortgage guaranty												
8. Ocean marine												
9. Inland marine	21,559	14,758		11,593	8,591	9,487	1,805	500	500		4,786	605
10. Financial guaranty												
11. Medical professional liability												
12. Earthquake												
13. Group accident and health (b)												
14. Credit A and H (group and individual)												
15.1 Collectively renewable A and H (b)												
15.2 Non-cancelable A and H (b)												
15.3 Guaranteed renewable A and H (b)												
15.4 Non-renewable for stated reasons only (b)												
15.5 Other accident only												
15.6 Medicare Title XVIII exempt from state taxes or fees												
15.7 All other A and H (b)												
15.8 Federal employees health benefits program premium (b)												
16. Workers' compensation												
17.1 Other liability - occurrence												
17.2 Other liability - claims-made												
17.3 Excess workers' compensation												
18. Products liability												
19.1 Private passenger auto no-fault (personal injury protection)												
19.2 Other private passenger auto liability												
19.3 Commercial auto no-fault (personal injury protection)												
19.4 Other commercial auto liability												
21.1 Private passenger auto physical damage												
21.2 Commercial auto physical damage												
22. Aircraft (all perils)												
23. Fidelity												
24. Surety	711,884	715,569		4,683		(11,158)	138,741				27,985	19,994
26. Burglary and theft												
27. Boiler and machinery												
28. Credit	194,924	156,589		92,198	80,092	99,350	81,663	2,244	2,197	891	62,557	5,475
30. Warranty												
34. Aggregate write-ins for other lines of business												
35. TOTALS (a)	928,367	886,916		108,474	88,683	97,679	222,209	2,744	2,697	891	95,328	26,074
<b>DETAILS OF WRITE-INS</b>												
3401. Collateral Protection												
3402. Excess of Loss												
3403. GAP												
3498. Summary of remaining write-ins for Line 34 from overflow page												
3499. Totals (Line 3401 through Line 3403 plus Line 3498) (Line 34 above)												

19MD

(a) Finance and service charges not included in Line 1 to Line 35 \$ .....  
 (b) For health business on indicated lines report: Number of persons insured under PPO managed care products ..... and number of persons insured under indemnity only products .....



**EXHIBIT OF PREMIUMS AND LOSSES (Statutory Page 14)**  
**BUSINESS IN THE STATE OF MASSACHUSETTS DURING THE YEAR 2012**

Line of Business	Gross Premiums, Including Policy and Membership Fees, Less Return Premiums and Premiums on Policies not Taken		3 Dividends Paid or Credited to Policyholders on Direct Business	4 Direct Unearned Premium Reserves	5 Direct Losses Paid (deducting salvage)	6 Direct Losses Incurred	7 Direct Losses Unpaid	8 Direct Defense and Cost Containment Expense Paid	9 Direct Defense and Cost Containment Expense Incurred	10 Direct Defense and Cost Containment Expense Unpaid	11 Commissions and Brokerage Expenses	12 Taxes, Licenses and Fees
	1 Direct Premiums Written	2 Direct Premiums Earned										
1. Fire												
2.1 Allied lines												
2.2 Multiple peril crop												
2.3 Federal flood												
3. Farmowners multiple peril												
4. Homeowners multiple peril												
5.1 Commercial multiple peril (non-liability portion)												
5.2 Commercial multiple peril (liability portion)												
6. Mortgage guaranty												
8. Ocean marine												
9. Inland marine	3,778,514	3,457,642		1,914,874	679,815	662,115	255,387	202,265	202,265		408,687	60,748
10. Financial guaranty												
11. Medical professional liability												
12. Earthquake												
13. Group accident and health (b)												
14. Credit A and H (group and individual)												
15.1 Collectively renewable A and H (b)												
15.2 Non-cancelable A and H (b)												
15.3 Guaranteed renewable A and H (b)												
15.4 Non-renewable for stated reasons only (b)												
15.5 Other accident only												
15.6 Medicare Title XVIII exempt from state taxes or fees												
15.7 All other A and H (b)												
15.8 Federal employees health benefits program premium (b)												
16. Workers' compensation												
17.1 Other liability - occurrence												
17.2 Other liability - claims-made												
17.3 Excess workers' compensation												
18. Products liability												
19.1 Private passenger auto no-fault (personal injury protection)												
19.2 Other private passenger auto liability												
19.3 Commercial auto no-fault (personal injury protection)												
19.4 Other commercial auto liability												
21.1 Private passenger auto physical damage												
21.2 Commercial auto physical damage												
22. Aircraft (all perils)												
23. Fidelity												
24. Surety	205,098	200,150		32,861		3,744	32,494				65,658	3,297
26. Burglary and theft												
27. Boiler and machinery												
28. Credit	96,440	48,927		98,079	14,842	28,238	13,396				17,072	1,550
30. Warranty												
34. Aggregate write-ins for other lines of business	4,382	7,507		4,135		(173)					1,345	70
35. TOTALS (a)	4,084,434	3,714,226		2,049,949	694,657	693,924	301,277	202,265	202,265		492,762	65,665
<b>DETAILS OF WRITE-INS</b>												
3401. Collateral Protection	4,382	7,507		4,135		(173)					1,345	70
3402. Excess of Loss												
3403. GAP												
3498. Summary of remaining write-ins for Line 34 from overflow page												
3499. Totals (Line 3401 through Line 3403 plus Line 3498) (Line 34 above)	4,382	7,507		4,135		(173)					1,345	70

19MA

(a) Finance and service charges not included in Line 1 to Line 35 \$ .....  
 (b) For health business on indicated lines report: Number of persons insured under PPO managed care products ..... and number of persons insured under indemnity only products .....



**EXHIBIT OF PREMIUMS AND LOSSES (Statutory Page 14)**  
**BUSINESS IN THE STATE OF MICHIGAN DURING THE YEAR 2012**

Line of Business	Gross Premiums, Including Policy and Membership Fees, Less Return Premiums and Premiums on Policies not Taken		3 Dividends Paid or Credited to Policyholders on Direct Business	4 Direct Unearned Premium Reserves	5 Direct Losses Paid (deducting salvage)	6 Direct Losses Incurred	7 Direct Losses Unpaid	8 Direct Defense and Cost Containment Expense Paid	9 Direct Defense and Cost Containment Expense Incurred	10 Direct Defense and Cost Containment Expense Unpaid	11 Commissions and Brokerage Expenses	12 Taxes, Licenses and Fees
	1 Direct Premiums Written	2 Direct Premiums Earned										
1. Fire												
2.1 Allied lines												
2.2 Multiple peril crop												
2.3 Federal flood												
3. Farmowners multiple peril												
4. Homeowners multiple peril												
5.1 Commercial multiple peril (non-liability portion)												
5.2 Commercial multiple peril (liability portion)												
6. Mortgage guaranty												
8. Ocean marine												
9. Inland marine	31,762	24,037		17,483	2,880	3,293	605	750	750		6,939	589
10. Financial guaranty												
11. Medical professional liability												
12. Earthquake												
13. Group accident and health (b)												
14. Credit A and H (group and individual)												
15.1 Collectively renewable A and H (b)												
15.2 Non-cancelable A and H (b)												
15.3 Guaranteed renewable A and H (b)												
15.4 Non-renewable for stated reasons only (b)												
15.5 Other accident only												
15.6 Medicare Title XVIII exempt from state taxes or fees												
15.7 All other A and H (b)												
15.8 Federal employees health benefits program premium (b)												
16. Workers' compensation												
17.1 Other liability - occurrence												
17.2 Other liability - claims-made												
17.3 Excess workers' compensation												
18. Products liability												
19.1 Private passenger auto no-fault (personal injury protection)												
19.2 Other private passenger auto liability												
19.3 Commercial auto no-fault (personal injury protection)												
19.4 Other commercial auto liability												
21.1 Private passenger auto physical damage												
21.2 Commercial auto physical damage												
22. Aircraft (all perils)												
23. Fidelity												
24. Surety	232,047	233,394		79,210	9,450	13,501	41,630				102,565	4,300
26. Burglary and theft												
27. Boiler and machinery												
28. Credit	508,120	796,941		847,079	150,431	136,886	150,745	3,330	3,148	1,322	289,858	9,416
30. Warranty												
34. Aggregate write-ins for other lines of business												
35. TOTALS (a)	771,929	1,054,372		943,772	162,761	153,680	192,980	4,080	3,898	1,322	399,362	14,305
<b>DETAILS OF WRITE-INS</b>												
3401. Collateral Protection												
3402. Excess of Loss												
3403. GAP												
3498. Summary of remaining write-ins for Line 34 from overflow page												
3499. Totals (Line 3401 through Line 3403 plus Line 3498) (Line 34 above)												

19M1

(a) Finance and service charges not included in Line 1 to Line 35 \$ .....  
 (b) For health business on indicated lines report: Number of persons insured under PPO managed care products ..... and number of persons insured under indemnity only products .....



**EXHIBIT OF PREMIUMS AND LOSSES (Statutory Page 14)**  
**BUSINESS IN THE STATE OF MINNESOTA DURING THE YEAR 2012**

Line of Business	Gross Premiums, Including Policy and Membership Fees, Less Return Premiums and Premiums on Policies not Taken		3 Dividends Paid or Credited to Policyholders on Direct Business	4 Direct Unearned Premium Reserves	5 Direct Losses Paid (deducting salvage)	6 Direct Losses Incurred	7 Direct Losses Unpaid	8 Direct Defense and Cost Containment Expense Paid	9 Direct Defense and Cost Containment Expense Incurred	10 Direct Defense and Cost Containment Expense Unpaid	11 Commissions and Brokerage Expenses	12 Taxes, Licenses and Fees
	1 Direct Premiums Written	2 Direct Premiums Earned										
1. Fire												
2.1 Allied lines												
2.2 Multiple peril crop												
2.3 Federal flood												
3. Farmowners multiple peril												
4. Homeowners multiple peril												
5.1 Commercial multiple peril (non-liability portion)												
5.2 Commercial multiple peril (liability portion)												
6. Mortgage guaranty												
8. Ocean marine												
9. Inland marine	5,491	4,142		2,886							1,264	329
10. Financial guaranty												
11. Medical professional liability												
12. Earthquake												
13. Group accident and health (b)												
14. Credit A and H (group and individual)												
15.1 Collectively renewable A and H (b)												
15.2 Non-cancelable A and H (b)												
15.3 Guaranteed renewable A and H (b)												
15.4 Non-renewable for stated reasons only (b)												
15.5 Other accident only												
15.6 Medicare Title XVIII exempt from state taxes or fees												
15.7 All other A and H (b)												
15.8 Federal employees health benefits program premium (b)												
16. Workers' compensation												
17.1 Other liability - occurrence												
17.2 Other liability - claims-made												
17.3 Excess workers' compensation												
18. Products liability												
19.1 Private passenger auto no-fault (personal injury protection)												
19.2 Other private passenger auto liability												
19.3 Commercial auto no-fault (personal injury protection)												
19.4 Other commercial auto liability												
21.1 Private passenger auto physical damage												
21.2 Commercial auto physical damage												
22. Aircraft (all perils)												
23. Fidelity												
24. Surety	19,838	20,016		8,247		433	8,638				12,356	1,188
26. Burglary and theft												
27. Boiler and machinery												
28. Credit	37,106	20,096		37,456	2,893	1,674	2,611				7,218	2,221
30. Warranty												
34. Aggregate write-ins for other lines of business	3,992	4,573		1,583							4,775	239
35. TOTALS (a)	66,427	48,827		50,172	2,893	2,107	11,249				25,613	3,977
<b>DETAILS OF WRITE-INS</b>												
3401. Collateral Protection	3,992	4,573		1,583							4,775	239
3402. Excess of Loss												
3403. GAP												
3498. Summary of remaining write-ins for Line 34 from overflow page												
3499. Totals (Line 3401 through Line 3403 plus Line 3498) (Line 34 above)	3,992	4,573		1,583							4,775	239

19MM

(a) Finance and service charges not included in Line 1 to Line 35 \$  
 (b) For health business on indicated lines report: Number of persons insured under PPO managed care products and number of persons insured under indemnity only products



**EXHIBIT OF PREMIUMS AND LOSSES (Statutory Page 14)**  
**BUSINESS IN THE STATE OF MISSISSIPPI DURING THE YEAR 2012**

Line of Business	Gross Premiums, Including Policy and Membership Fees, Less Return Premiums and Premiums on Policies not Taken		3 Dividends Paid or Credited to Policyholders on Direct Business	4 Direct Unearned Premium Reserves	5 Direct Losses Paid (deducting salvage)	6 Direct Losses Incurred	7 Direct Losses Unpaid	8 Direct Defense and Cost Containment Expense Paid	9 Direct Defense and Cost Containment Expense Incurred	10 Direct Defense and Cost Containment Expense Unpaid	11 Commissions and Brokerage Expenses	12 Taxes, Licenses and Fees
	1 Direct Premiums Written	2 Direct Premiums Earned										
1. Fire												
2.1 Allied lines												
2.2 Multiple peril crop												
2.3 Federal flood												
3. Farmowners multiple peril												
4. Homeowners multiple peril												
5.1 Commercial multiple peril (non-liability portion)												
5.2 Commercial multiple peril (liability portion)												
6. Mortgage guaranty												
8. Ocean marine												
9. Inland marine	249,945	204,813		111,217	125,510	118,555	37,186	13,708	13,708		63,494	10,809
10. Financial guaranty												
11. Medical professional liability												
12. Earthquake												
13. Group accident and health (b)												
14. Credit A and H (group and individual)												
15.1 Collectively renewable A and H (b)												
15.2 Non-cancelable A and H (b)												
15.3 Guaranteed renewable A and H (b)												
15.4 Non-renewable for stated reasons only (b)												
15.5 Other accident only												
15.6 Medicare Title XVIII exempt from state taxes or fees												
15.7 All other A and H (b)												
15.8 Federal employees health benefits program premium (b)												
16. Workers' compensation												
17.1 Other liability - occurrence												
17.2 Other liability - claims-made												
17.3 Excess workers' compensation												
18. Products liability												
19.1 Private passenger auto no-fault (personal injury protection)												
19.2 Other private passenger auto liability												
19.3 Commercial auto no-fault (personal injury protection)												
19.4 Other commercial auto liability												
21.1 Private passenger auto physical damage												
21.2 Commercial auto physical damage												
22. Aircraft (all perils)												
23. Fidelity												
24. Surety	724	724				6	11				338	31
26. Burglary and theft												
27. Boiler and machinery												
28. Credit	60,039	22,181		55,636	1,081	2,056	975		73		8,669	2,597
30. Warranty												
34. Aggregate write-ins for other lines of business	1,038	1,096		1,196							(23)	45
35. TOTALS (a)	311,746	228,814		168,049	126,591	120,617	38,172	13,708	13,781		72,478	13,482
<b>DETAILS OF WRITE-INS</b>												
3401. Collateral Protection	1,038	1,096		1,196							(23)	45
3402. Excess of Loss												
3403. GAP												
3498. Summary of remaining write-ins for Line 34 from overflow page												
3499. Totals (Line 3401 through Line 3403 plus Line 3498) (Line 34 above)	1,038	1,096		1,196							(23)	45

19MS

(a) Finance and service charges not included in Line 1 to Line 35 \$  
 (b) For health business on indicated lines report: Number of persons insured under PPO managed care products and number of persons insured under indemnity only products



**EXHIBIT OF PREMIUMS AND LOSSES (Statutory Page 14)**  
**BUSINESS IN THE STATE OF MISSOURI DURING THE YEAR 2012**

Line of Business	Gross Premiums, Including Policy and Membership Fees, Less Return Premiums and Premiums on Policies not Taken		3 Dividends Paid or Credited to Policyholders on Direct Business	4 Direct Unearned Premium Reserves	5 Direct Losses Paid (deducting salvage)	6 Direct Losses Incurred	7 Direct Losses Unpaid	8 Direct Defense and Cost Containment Expense Paid	9 Direct Defense and Cost Containment Expense Incurred	10 Direct Defense and Cost Containment Expense Unpaid	11 Commissions and Brokerage Expenses	12 Taxes, Licenses and Fees
	1 Direct Premiums Written	2 Direct Premiums Earned										
1. Fire												
2.1 Allied lines												
2.2 Multiple peril crop												
2.3 Federal flood												
3. Farmowners multiple peril												
4. Homeowners multiple peril												
5.1 Commercial multiple peril (non-liability portion)												
5.2 Commercial multiple peril (liability portion)												
6. Mortgage guaranty												
8. Ocean marine												
9. Inland marine	52,290	40,169		29,318	5,060	6,027	1,063	1,935	1,935		10,950	1,481
10. Financial guaranty												
11. Medical professional liability												
12. Earthquake												
13. Group accident and health (b)												
14. Credit A and H (group and individual)												
15.1 Collectively renewable A and H (b)												
15.2 Non-cancelable A and H (b)												
15.3 Guaranteed renewable A and H (b)												
15.4 Non-renewable for stated reasons only (b)												
15.5 Other accident only												
15.6 Medicare Title XVIII exempt from state taxes or fees												
15.7 All other A and H (b)												
15.8 Federal employees health benefits program premium (b)												
16. Workers' compensation												
17.1 Other liability - occurrence	66,354	23,503		59,344	10,433	19,849	9,416				8,295	1,880
17.2 Other liability - claims-made												
17.3 Excess workers' compensation												
18. Products liability												
19.1 Private passenger auto no-fault (personal injury protection)												
19.2 Other private passenger auto liability												
19.3 Commercial auto no-fault (personal injury protection)												
19.4 Other commercial auto liability												
21.1 Private passenger auto physical damage												
21.2 Commercial auto physical damage												
22. Aircraft (all perils)												
23. Fidelity												
24. Surety	869,880	891,028		322,816		(18,872)	251,574				551,762	24,640
26. Burglary and theft												
27. Boiler and machinery												
28. Credit												
30. Warranty												
34. Aggregate write-ins for other lines of business	313,623	145,454		425,444	52,901	40,068	12,647	4,809	4,809		170,193	8,883
35. TOTALS (a)	1,302,147	1,100,154		836,922	68,394	47,072	274,700	6,744	6,744		741,200	36,884
<b>DETAILS OF WRITE-INS</b>												
3401. Collateral Protection	313,623	145,454		425,444	52,901	40,068	12,647	4,809	4,809		170,193	8,883
3402. Excess of Loss												
3403. GAP												
3498. Summary of remaining write-ins for Line 34 from overflow page												
3499. Totals (Line 3401 through Line 3403 plus Line 3498) (Line 34 above)	313,623	145,454		425,444	52,901	40,068	12,647	4,809	4,809		170,193	8,883

19M0

(a) Finance and service charges not included in Line 1 to Line 35 \$ .....  
 (b) For health business on indicated lines report: Number of persons insured under PPO managed care products ..... and number of persons insured under indemnity only products .....



**EXHIBIT OF PREMIUMS AND LOSSES (Statutory Page 14)**  
**BUSINESS IN THE STATE OF MONTANA DURING THE YEAR 2012**

Line of Business	Gross Premiums, Including Policy and Membership Fees, Less Return Premiums and Premiums on Policies not Taken		3 Dividends Paid or Credited to Policyholders on Direct Business	4 Direct Unearned Premium Reserves	5 Direct Losses Paid (deducting salvage)	6 Direct Losses Incurred	7 Direct Losses Unpaid	8 Direct Defense and Cost Containment Expense Paid	9 Direct Defense and Cost Containment Expense Incurred	10 Direct Defense and Cost Containment Expense Unpaid	11 Commissions and Brokerage Expenses	12 Taxes, Licenses and Fees
	1 Direct Premiums Written	2 Direct Premiums Earned										
1. Fire												
2.1 Allied lines												
2.2 Multiple peril crop												
2.3 Federal flood												
3. Farmowners multiple peril												
4. Homeowners multiple peril												
5.1 Commercial multiple peril (non-liability portion)												
5.2 Commercial multiple peril (liability portion)												
6. Mortgage guaranty												
8. Ocean marine												
9. Inland marine	8,822	7,255		5,241		(667)		250	250		1,757	335
10. Financial guaranty												
11. Medical professional liability												
12. Earthquake												
13. Group accident and health (b)												
14. Credit A and H (group and individual)												
15.1 Collectively renewable A and H (b)												
15.2 Non-cancelable A and H (b)												
15.3 Guaranteed renewable A and H (b)												
15.4 Non-renewable for stated reasons only (b)												
15.5 Other accident only												
15.6 Medicare Title XVIII exempt from state taxes or fees												
15.7 All other A and H (b)												
15.8 Federal employees health benefits program premium (b)												
16. Workers' compensation												
17.1 Other liability - occurrence												
17.2 Other liability - claims-made												
17.3 Excess workers' compensation												
18. Products liability												
19.1 Private passenger auto no-fault (personal injury protection)												
19.2 Other private passenger auto liability												
19.3 Commercial auto no-fault (personal injury protection)												
19.4 Other commercial auto liability												
21.1 Private passenger auto physical damage												
21.2 Commercial auto physical damage												
22. Aircraft (all perils)												
23. Fidelity												
24. Surety												
26. Burglary and theft												
27. Boiler and machinery												
28. Credit	586,324	224,191		518,054	26,638	50,681	24,043				437,874	22,293
30. Warranty												
34. Aggregate write-ins for other lines of business												
35. TOTALS (a)	595,146	231,446		523,295	26,638	50,014	24,043	250	250		439,631	22,628
<b>DETAILS OF WRITE-INS</b>												
3401. Collateral Protection												
3402. Excess of Loss												
3403. GAP												
3498. Summary of remaining write-ins for Line 34 from overflow page												
3499. Totals (Line 3401 through Line 3403 plus Line 3498) (Line 34 above)												

19MT

(a) Finance and service charges not included in Line 1 to Line 35 \$ .....  
 (b) For health business on indicated lines report: Number of persons insured under PPO managed care products ..... and number of persons insured under indemnity only products .....



**EXHIBIT OF PREMIUMS AND LOSSES (Statutory Page 14)**  
**BUSINESS IN THE STATE OF NEBRASKA DURING THE YEAR 2012**

Line of Business	Gross Premiums, Including Policy and Membership Fees, Less Return Premiums and Premiums on Policies not Taken		3 Dividends Paid or Credited to Policyholders on Direct Business	4 Direct Unearned Premium Reserves	5 Direct Losses Paid (deducting salvage)	6 Direct Losses Incurred	7 Direct Losses Unpaid	8 Direct Defense and Cost Containment Expense Paid	9 Direct Defense and Cost Containment Expense Incurred	10 Direct Defense and Cost Containment Expense Unpaid	11 Commissions and Brokerage Expenses	12 Taxes, Licenses and Fees
	1 Direct Premiums Written	2 Direct Premiums Earned										
1. Fire												
2.1 Allied lines												
2.2 Multiple peril crop												
2.3 Federal flood												
3. Farmowners multiple peril												
4. Homeowners multiple peril												
5.1 Commercial multiple peril (non-liability portion)												
5.2 Commercial multiple peril (liability portion)												
6. Mortgage guaranty												
8. Ocean marine												
9. Inland marine	2,062	1,924		1,342							519	56
10. Financial guaranty												
11. Medical professional liability												
12. Earthquake												
13. Group accident and health (b)												
14. Credit A and H (group and individual)												
15.1 Collectively renewable A and H (b)												
15.2 Non-cancelable A and H (b)												
15.3 Guaranteed renewable A and H (b)												
15.4 Non-renewable for stated reasons only (b)												
15.5 Other accident only												
15.6 Medicare Title XVIII exempt from state taxes or fees												
15.7 All other A and H (b)												
15.8 Federal employees health benefits program premium (b)												
16. Workers' compensation												
17.1 Other liability - occurrence												
17.2 Other liability - claims-made												
17.3 Excess workers' compensation												
18. Products liability												
19.1 Private passenger auto no-fault (personal injury protection)												
19.2 Other private passenger auto liability												
19.3 Commercial auto no-fault (personal injury protection)												
19.4 Other commercial auto liability												
21.1 Private passenger auto physical damage												
21.2 Commercial auto physical damage												
22. Aircraft (all perils)												
23. Fidelity												
24. Surety												
26. Burglary and theft												
27. Boiler and machinery												
28. Credit	27,712	6,667		22,596	10,474	19,928	9,454				3,444	752
30. Warranty												
34. Aggregate write-ins for other lines of business	21,002	18,859		2,985	1,716	2,271	555	224	224		4,708	570
35. TOTALS (a)	50,776	27,450		26,923	12,190	22,199	10,009	224	224		8,671	1,378
<b>DETAILS OF WRITE-INS</b>												
3401. Collateral Protection	21,002	18,859		2,985	1,716	2,271	555	224	224		4,708	570
3402. Excess of Loss												
3403. GAP												
3498. Summary of remaining write-ins for Line 34 from overflow page												
3499. Totals (Line 3401 through Line 3403 plus Line 3498) (Line 34 above)	21,002	18,859		2,985	1,716	2,271	555	224	224		4,708	570

19NE

(a) Finance and service charges not included in Line 1 to Line 35 \$ .....  
 (b) For health business on indicated lines report: Number of persons insured under PPO managed care products ..... and number of persons insured under indemnity only products .....



**EXHIBIT OF PREMIUMS AND LOSSES (Statutory Page 14)**  
**BUSINESS IN THE STATE OF NEVADA DURING THE YEAR 2012**

Line of Business	Gross Premiums, Including Policy and Membership Fees, Less Return Premiums and Premiums on Policies not Taken		3 Dividends Paid or Credited to Policyholders on Direct Business	4 Direct Unearned Premium Reserves	5 Direct Losses Paid (deducting salvage)	6 Direct Losses Incurred	7 Direct Losses Unpaid	8 Direct Defense and Cost Containment Expense Paid	9 Direct Defense and Cost Containment Expense Incurred	10 Direct Defense and Cost Containment Expense Unpaid	11 Commissions and Brokerage Expenses	12 Taxes, Licenses and Fees
	1 Direct Premiums Written	2 Direct Premiums Earned										
1. Fire												
2.1 Allied lines												
2.2 Multiple peril crop												
2.3 Federal flood												
3. Farmowners multiple peril												
4. Homeowners multiple peril												
5.1 Commercial multiple peril (non-liability portion)												
5.2 Commercial multiple peril (liability portion)												
6. Mortgage guaranty												
8. Ocean marine												
9. Inland marine	2,293	2,487		1,126							700	77
10. Financial guaranty												
11. Medical professional liability												
12. Earthquake												
13. Group accident and health (b)												
14. Credit A and H (group and individual)												
15.1 Collectively renewable A and H (b)												
15.2 Non-cancelable A and H (b)												
15.3 Guaranteed renewable A and H (b)												
15.4 Non-renewable for stated reasons only (b)												
15.5 Other accident only												
15.6 Medicare Title XVIII exempt from state taxes or fees												
15.7 All other A and H (b)												
15.8 Federal employees health benefits program premium (b)												
16. Workers' compensation												
17.1 Other liability - occurrence												
17.2 Other liability - claims-made												
17.3 Excess workers' compensation												
18. Products liability												
19.1 Private passenger auto no-fault (personal injury protection)												
19.2 Other private passenger auto liability												
19.3 Commercial auto no-fault (personal injury protection)												
19.4 Other commercial auto liability												
21.1 Private passenger auto physical damage												
21.2 Commercial auto physical damage												
22. Aircraft (all perils)												
23. Fidelity												
24. Surety	27,979	28,237		9,086		(47,857)	148,793				15,389	934
26. Burglary and theft												
27. Boiler and machinery												
28. Credit	3,239,676	1,478,095		3,208,162	125,712	232,425	129,371				2,021,505	108,199
30. Warranty												
34. Aggregate write-ins for other lines of business	7,100	3,085		6,857	5,505	7,287	1,782	85	85		(2,329)	237
35. TOTALS (a)	3,277,048	1,511,904		3,225,231	131,217	191,855	279,946	85	85		2,035,265	109,447
<b>DETAILS OF WRITE-INS</b>												
3401. Collateral Protection	7,100	3,085		6,857	5,505	7,287	1,782	85	85		(2,329)	237
3402. Excess of Loss												
3403. GAP												
3498. Summary of remaining write-ins for Line 34 from overflow page												
3499. Totals (Line 3401 through Line 3403 plus Line 3498) (Line 34 above)	7,100	3,085		6,857	5,505	7,287	1,782	85	85		(2,329)	237

19NV

(a) Finance and service charges not included in Line 1 to Line 35 \$  
 (b) For health business on indicated lines report: Number of persons insured under PPO managed care products and number of persons insured under indemnity only products



**EXHIBIT OF PREMIUMS AND LOSSES (Statutory Page 14)**  
**BUSINESS IN THE STATE OF NEW HAMPSHIRE DURING THE YEAR 2012**

Line of Business	Gross Premiums, Including Policy and Membership Fees, Less Return Premiums and Premiums on Policies not Taken		3 Dividends Paid or Credited to Policyholders on Direct Business	4 Direct Unearned Premium Reserves	5 Direct Losses Paid (deducting salvage)	6 Direct Losses Incurred	7 Direct Losses Unpaid	8 Direct Defense and Cost Containment Expense Paid	9 Direct Defense and Cost Containment Expense Incurred	10 Direct Defense and Cost Containment Expense Unpaid	11 Commissions and Brokerage Expenses	12 Taxes, Licenses and Fees
	1 Direct Premiums Written	2 Direct Premiums Earned										
1. Fire												
2.1 Allied lines												
2.2 Multiple peril crop												
2.3 Federal flood												
3. Farmowners multiple peril												
4. Homeowners multiple peril												
5.1 Commercial multiple peril (non-liability portion)												
5.2 Commercial multiple peril (liability portion)												
6. Mortgage guaranty												
8. Ocean marine												
9. Inland marine	29,598	23,089		18,289	2,649	2,888	556	750	750		5,901	1,505
10. Financial guaranty												
11. Medical professional liability												
12. Earthquake												
13. Group accident and health (b)												
14. Credit A and H (group and individual)												
15.1 Collectively renewable A and H (b)												
15.2 Non-cancelable A and H (b)												
15.3 Guaranteed renewable A and H (b)												
15.4 Non-renewable for stated reasons only (b)												
15.5 Other accident only												
15.6 Medicare Title XVIII exempt from state taxes or fees												
15.7 All other A and H (b)												
15.8 Federal employees health benefits program premium (b)												
16. Workers' compensation												
17.1 Other liability - occurrence												
17.2 Other liability - claims-made												
17.3 Excess workers' compensation												
18. Products liability												
19.1 Private passenger auto no-fault (personal injury protection)												
19.2 Other private passenger auto liability												
19.3 Commercial auto no-fault (personal injury protection)												
19.4 Other commercial auto liability												
21.1 Private passenger auto physical damage												
21.2 Commercial auto physical damage												
22. Aircraft (all perils)												
23. Fidelity												
24. Surety	27,626	56,013		5,426		5,347	15,729				4,552	1,405
26. Burglary and theft												
27. Boiler and machinery												
28. Credit	6,590	5,304		9,423	766	1,458	692				1,349	335
30. Warranty												
34. Aggregate write-ins for other lines of business	79,685	82,357		20,639	15,216	10,481	12,147	22,395	22,395		34,047	4,052
35. TOTALS (a)	143,499	166,763		53,777	18,631	20,174	29,124	23,145	23,145		45,849	7,297
<b>DETAILS OF WRITE-INS</b>												
3401. Collateral Protection	79,685	82,357		20,639	15,216	10,481	12,147	22,395	22,395		34,047	4,052
3402. Excess of Loss												
3403. GAP												
3498. Summary of remaining write-ins for Line 34 from overflow page												
3499. Totals (Line 3401 through Line 3403 plus Line 3498) (Line 34 above)	79,685	82,357		20,639	15,216	10,481	12,147	22,395	22,395		34,047	4,052

19NH

(a) Finance and service charges not included in Line 1 to Line 35 \$  
 (b) For health business on indicated lines report: Number of persons insured under PPO managed care products and number of persons insured under indemnity only products



**EXHIBIT OF PREMIUMS AND LOSSES (Statutory Page 14)**  
**BUSINESS IN THE STATE OF NEW JERSEY DURING THE YEAR 2012**

Line of Business	Gross Premiums, Including Policy and Membership Fees, Less Return Premiums and Premiums on Policies not Taken		3 Dividends Paid or Credited to Policyholders on Direct Business	4 Direct Unearned Premium Reserves	5 Direct Losses Paid (deducting salvage)	6 Direct Losses Incurred	7 Direct Losses Unpaid	8 Direct Defense and Cost Containment Expense Paid	9 Direct Defense and Cost Containment Expense Incurred	10 Direct Defense and Cost Containment Expense Unpaid	11 Commissions and Brokerage Expenses	12 Taxes, Licenses and Fees
	1 Direct Premiums Written	2 Direct Premiums Earned										
1. Fire												
2.1 Allied lines												
2.2 Multiple peril crop												
2.3 Federal flood												
3. Farmowners multiple peril												
4. Homeowners multiple peril												
5.1 Commercial multiple peril (non-liability portion)												
5.2 Commercial multiple peril (liability portion)												
6. Mortgage guaranty												
8. Ocean marine												
9. Inland marine	23,079	18,402		13,258	8,465	14,176	5,711	500	500		4,357	297
10. Financial guaranty												
11. Medical professional liability												
12. Earthquake												
13. Group accident and health (b)												
14. Credit A and H (group and individual)												
15.1 Collectively renewable A and H (b)												
15.2 Non-cancelable A and H (b)												
15.3 Guaranteed renewable A and H (b)												
15.4 Non-renewable for stated reasons only (b)												
15.5 Other accident only												
15.6 Medicare Title XVIII exempt from state taxes or fees												
15.7 All other A and H (b)												
15.8 Federal employees health benefits program premium (b)												
16. Workers' compensation												
17.1 Other liability - occurrence												
17.2 Other liability - claims-made												
17.3 Excess workers' compensation												
18. Products liability												
19.1 Private passenger auto no-fault (personal injury protection)												
19.2 Other private passenger auto liability												
19.3 Commercial auto no-fault (personal injury protection)												
19.4 Other commercial auto liability												
21.1 Private passenger auto physical damage												
21.2 Commercial auto physical damage												
22. Aircraft (all perils)												
23. Fidelity												
24. Surety	635,521	635,908		10,950		2,849	10,542				16,207	8,172
26. Burglary and theft												
27. Boiler and machinery												
28. Credit	3,186,133	2,914,529		4,683,786	907,839	451,566	857,657				50,418	40,970
30. Warranty												
34. Aggregate write-ins for other lines of business	217,041	119,556		321,312	86,627	82,871	27,794	196	196		70,854	2,791
35. TOTALS (a)	4,061,774	3,688,395		5,029,306	1,002,931	551,462	901,704	696	696		141,836	52,230
<b>DETAILS OF WRITE-INS</b>												
3401. Collateral Protection	217,041	119,556		321,312	86,627	82,871	27,794	196	196		70,854	2,791
3402. Excess of Loss												
3403. GAP												
3498. Summary of remaining write-ins for Line 34 from overflow page												
3499. Totals (Line 3401 through Line 3403 plus Line 3498) (Line 34 above)	217,041	119,556		321,312	86,627	82,871	27,794	196	196		70,854	2,791

19N1

(a) Finance and service charges not included in Line 1 to Line 35 \$ .....  
 (b) For health business on indicated lines report: Number of persons insured under PPO managed care products ..... and number of persons insured under indemnity only products .....



**EXHIBIT OF PREMIUMS AND LOSSES (Statutory Page 14)**  
**BUSINESS IN THE STATE OF NEW MEXICO DURING THE YEAR 2012**

Line of Business	Gross Premiums, Including Policy and Membership Fees, Less Return Premiums and Premiums on Policies not Taken		3 Dividends Paid or Credited to Policyholders on Direct Business	4 Direct Unearned Premium Reserves	5 Direct Losses Paid (deducting salvage)	6 Direct Losses Incurred	7 Direct Losses Unpaid	8 Direct Defense and Cost Containment Expense Paid	9 Direct Defense and Cost Containment Expense Incurred	10 Direct Defense and Cost Containment Expense Unpaid	11 Commissions and Brokerage Expenses	12 Taxes, Licenses and Fees
	1 Direct Premiums Written	2 Direct Premiums Earned										
1. Fire												
2.1 Allied lines												
2.2 Multiple peril crop												
2.3 Federal flood												
3. Farmowners multiple peril												
4. Homeowners multiple peril												
5.1 Commercial multiple peril (non-liability portion)												
5.2 Commercial multiple peril (liability portion)												
6. Mortgage guaranty												
8. Ocean marine												
9. Inland marine	106,473	110,158		8,877	45,677	38,230	9,594	1,023	1,023		24,116	4,700
10. Financial guaranty												
11. Medical professional liability												
12. Earthquake												
13. Group accident and health (b)												
14. Credit A and H (group and individual)												
15.1 Collectively renewable A and H (b)												
15.2 Non-cancelable A and H (b)												
15.3 Guaranteed renewable A and H (b)												
15.4 Non-renewable for stated reasons only (b)												
15.5 Other accident only												
15.6 Medicare Title XVIII exempt from state taxes or fees												
15.7 All other A and H (b)												
15.8 Federal employees health benefits program premium (b)												
16. Workers' compensation												
17.1 Other liability - occurrence												
17.2 Other liability - claims-made												
17.3 Excess workers' compensation												
18. Products liability												
19.1 Private passenger auto no-fault (personal injury protection)												
19.2 Other private passenger auto liability												
19.3 Commercial auto no-fault (personal injury protection)												
19.4 Other commercial auto liability												
21.1 Private passenger auto physical damage												
21.2 Commercial auto physical damage												
22. Aircraft (all perils)												
23. Fidelity												
24. Surety	9,465	9,465									2,215	418
26. Burglary and theft												
27. Boiler and machinery												
28. Credit	55,375	8,304		47,071							4,942	2,444
30. Warranty												
34. Aggregate write-ins for other lines of business	4,820	6,195		200							4,654	213
35. TOTALS (a)	176,133	134,122		56,148	45,677	38,230	9,594	1,023	1,023		35,927	7,775
<b>DETAILS OF WRITE-INS</b>												
3401. Collateral Protection	4,820	6,195		200							4,654	213
3402. Excess of Loss												
3403. GAP												
3498. Summary of remaining write-ins for Line 34 from overflow page												
3499. Totals (Line 3401 through Line 3403 plus Line 3498) (Line 34 above)	4,820	6,195		200							4,654	213

19NM

(a) Finance and service charges not included in Line 1 to Line 35 \$ .....  
 (b) For health business on indicated lines report: Number of persons insured under PPO managed care products ..... and number of persons insured under indemnity only products .....



**EXHIBIT OF PREMIUMS AND LOSSES (Statutory Page 14)**  
**BUSINESS IN THE STATE OF NEW YORK DURING THE YEAR 2012**

Line of Business	Gross Premiums, Including Policy and Membership Fees, Less Return Premiums and Premiums on Policies not Taken		3 Dividends Paid or Credited to Policyholders on Direct Business	4 Direct Unearned Premium Reserves	5 Direct Losses Paid (deducting salvage)	6 Direct Losses Incurred	7 Direct Losses Unpaid	8 Direct Defense and Cost Containment Expense Paid	9 Direct Defense and Cost Containment Expense Incurred	10 Direct Defense and Cost Containment Expense Unpaid	11 Commissions and Brokerage Expenses	12 Taxes, Licenses and Fees
	1 Direct Premiums Written	2 Direct Premiums Earned										
1. Fire												
2.1 Allied lines												
2.2 Multiple peril crop												
2.3 Federal flood												
3. Farmowners multiple peril												
4. Homeowners multiple peril												
5.1 Commercial multiple peril (non-liability portion)												
5.2 Commercial multiple peril (liability portion)												
6. Mortgage guaranty												
8. Ocean marine												
9. Inland marine	976,457	1,063,757		638,309	303,544	336,601	112,255	37,363	37,363		466,388	18,665
10. Financial guaranty												
11. Medical professional liability												
12. Earthquake												
13. Group accident and health (b)												
14. Credit A and H (group and individual)												
15.1 Collectively renewable A and H (b)												
15.2 Non-cancelable A and H (b)												
15.3 Guaranteed renewable A and H (b)												
15.4 Non-renewable for stated reasons only (b)												
15.5 Other accident only												
15.6 Medicare Title XVIII exempt from state taxes or fees												
15.7 All other A and H (b)												
15.8 Federal employees health benefits program premium (b)												
16. Workers' compensation												
17.1 Other liability - occurrence												
17.2 Other liability - claims-made												
17.3 Excess workers' compensation												
18. Products liability												
19.1 Private passenger auto no-fault (personal injury protection)												
19.2 Other private passenger auto liability												
19.3 Commercial auto no-fault (personal injury protection)												
19.4 Other commercial auto liability												
21.1 Private passenger auto physical damage												
21.2 Commercial auto physical damage												
22. Aircraft (all perils)												
23. Fidelity												
24. Surety	213,486	201,761		47,849		(17,698)	60,862				91,847	4,081
26. Burglary and theft												
27. Boiler and machinery												
28. Credit												
30. Warranty												
34. Aggregate write-ins for other lines of business	6,593,677	5,727,947		7,623,903	1,387,407	1,341,263	1,384,306	100	(79)	40	2,177,477	126,035
35. TOTALS (a)	7,783,620	6,993,465		8,310,061	1,690,951	1,660,166	1,557,423	37,463	37,284	40	2,735,712	148,781
<b>DETAILS OF WRITE-INS</b>												
3401. Collateral Protection												
3402. Excess of Loss												
3403. GAP	6,593,677	5,727,947		7,623,903	1,387,407	1,341,263	1,384,306	100	(79)	40	2,177,477	126,035
3498. Summary of remaining write-ins for Line 34 from overflow page												
3499. Totals (Line 3401 through Line 3403 plus Line 3498) (Line 34 above)	6,593,677	5,727,947		7,623,903	1,387,407	1,341,263	1,384,306	100	(79)	40	2,177,477	126,035

19NY

(a) Finance and service charges not included in Line 1 to Line 35 \$ .....  
 (b) For health business on indicated lines report: Number of persons insured under PPO managed care products ..... and number of persons insured under indemnity only products .....



**EXHIBIT OF PREMIUMS AND LOSSES (Statutory Page 14)**  
**BUSINESS IN THE STATE OF NORTH CAROLINA DURING THE YEAR 2012**

Line of Business	Gross Premiums, Including Policy and Membership Fees, Less Return Premiums and Premiums on Policies not Taken		3 Dividends Paid or Credited to Policyholders on Direct Business	4 Direct Unearned Premium Reserves	5 Direct Losses Paid (deducting salvage)	6 Direct Losses Incurred	7 Direct Losses Unpaid	8 Direct Defense and Cost Containment Expense Paid	9 Direct Defense and Cost Containment Expense Incurred	10 Direct Defense and Cost Containment Expense Unpaid	11 Commissions and Brokerage Expenses	12 Taxes, Licenses and Fees
	1 Direct Premiums Written	2 Direct Premiums Earned										
1. Fire												
2.1 Allied lines												
2.2 Multiple peril crop												
2.3 Federal flood												
3. Farmowners multiple peril												
4. Homeowners multiple peril												
5.1 Commercial multiple peril (non-liability portion)												
5.2 Commercial multiple peril (liability portion)												
6. Mortgage guaranty												
8. Ocean marine												
9. Inland marine	105,206	89,976		58,743	24,719	18,567	5,192	4,142	4,142		22,485	231
10. Financial guaranty												
11. Medical professional liability												
12. Earthquake												
13. Group accident and health (b)												
14. Credit A and H (group and individual)												
15.1 Collectively renewable A and H (b)												
15.2 Non-cancelable A and H (b)												
15.3 Guaranteed renewable A and H (b)												
15.4 Non-renewable for stated reasons only (b)												
15.5 Other accident only												
15.6 Medicare Title XVIII exempt from state taxes or fees												
15.7 All other A and H (b)												
15.8 Federal employees health benefits program premium (b)												
16. Workers' compensation												
17.1 Other liability - occurrence												
17.2 Other liability - claims-made												
17.3 Excess workers' compensation												
18. Products liability												
19.1 Private passenger auto no-fault (personal injury protection)												
19.2 Other private passenger auto liability												
19.3 Commercial auto no-fault (personal injury protection)												
19.4 Other commercial auto liability												
21.1 Private passenger auto physical damage												
21.2 Commercial auto physical damage												
22. Aircraft (all perils)												
23. Fidelity												
24. Surety	182,051	275,358		99,699		(118,997)	173,138				107,941	399
26. Burglary and theft												
27. Boiler and machinery												
28. Credit	963,667	413,845		956,505	164,972	299,711	156,669				152,879	2,114
30. Warranty												
34. Aggregate write-ins for other lines of business	9,446	9,446			3,661	4,430	769				(274)	21
35. TOTALS (a)	1,260,370	788,625		1,114,947	193,352	203,711	335,768	4,142	4,142		283,031	2,765
<b>DETAILS OF WRITE-INS</b>												
3401. Collateral Protection	9,446	9,446			3,661	4,430	769				(274)	21
3402. Excess of Loss												
3403. GAP												
3498. Summary of remaining write-ins for Line 34 from overflow page												
3499. Totals (Line 3401 through Line 3403 plus Line 3498) (Line 34 above)	9,446	9,446			3,661	4,430	769				(274)	21

19NC

(a) Finance and service charges not included in Line 1 to Line 35 \$ .....  
 (b) For health business on indicated lines report: Number of persons insured under PPO managed care products ..... and number of persons insured under indemnity only products .....



**EXHIBIT OF PREMIUMS AND LOSSES (Statutory Page 14)**  
**BUSINESS IN THE STATE OF NORTH DAKOTA DURING THE YEAR 2012**

Line of Business	Gross Premiums, Including Policy and Membership Fees, Less Return Premiums and Premiums on Policies not Taken		3 Dividends Paid or Credited to Policyholders on Direct Business	4 Direct Unearned Premium Reserves	5 Direct Losses Paid (deducting salvage)	6 Direct Losses Incurred	7 Direct Losses Unpaid	8 Direct Defense and Cost Containment Expense Paid	9 Direct Defense and Cost Containment Expense Incurred	10 Direct Defense and Cost Containment Expense Unpaid	11 Commissions and Brokerage Expenses	12 Taxes, Licenses and Fees
	1 Direct Premiums Written	2 Direct Premiums Earned										
1. Fire												
2.1 Allied lines												
2.2 Multiple peril crop												
2.3 Federal flood												
3. Farmowners multiple peril												
4. Homeowners multiple peril												
5.1 Commercial multiple peril (non-liability portion)												
5.2 Commercial multiple peril (liability portion)												
6. Mortgage guaranty												
8. Ocean marine												
9. Inland marine	2,292	2,402		1,443							567	43
10. Financial guaranty												
11. Medical professional liability												
12. Earthquake												
13. Group accident and health (b)												
14. Credit A and H (group and individual)												
15.1 Collectively renewable A and H (b)												
15.2 Non-cancelable A and H (b)												
15.3 Guaranteed renewable A and H (b)												
15.4 Non-renewable for stated reasons only (b)												
15.5 Other accident only												
15.6 Medicare Title XVIII exempt from state taxes or fees												
15.7 All other A and H (b)												
15.8 Federal employees health benefits program premium (b)												
16. Workers' compensation												
17.1 Other liability - occurrence												
17.2 Other liability - claims-made												
17.3 Excess workers' compensation												
18. Products liability												
19.1 Private passenger auto no-fault (personal injury protection)												
19.2 Other private passenger auto liability												
19.3 Commercial auto no-fault (personal injury protection)												
19.4 Other commercial auto liability												
21.1 Private passenger auto physical damage												
21.2 Commercial auto physical damage												
22. Aircraft (all perils)												
23. Fidelity												
24. Surety	26,669	26,660		167		27	73				175	498
26. Burglary and theft												
27. Boiler and machinery												
28. Credit												
30. Warranty												
34. Aggregate write-ins for other lines of business	12,547	25,496		5,972							6,800	234
35. TOTALS (a)	41,508	54,558		7,582		27	73				7,542	775
<b>DETAILS OF WRITE-INS</b>												
3401. Collateral Protection	12,547	25,496		5,972							6,800	234
3402. Excess of Loss												
3403. GAP												
3498. Summary of remaining write-ins for Line 34 from overflow page												
3499. Totals (Line 3401 through Line 3403 plus Line 3498) (Line 34 above)	12,547	25,496		5,972							6,800	234

19ND

(a) Finance and service charges not included in Line 1 to Line 35 \$  
 (b) For health business on indicated lines report: Number of persons insured under PPO managed care products and number of persons insured under indemnity only products



**EXHIBIT OF PREMIUMS AND LOSSES (Statutory Page 14)**  
**BUSINESS IN THE STATE OF OHIO DURING THE YEAR 2012**

Line of Business	Gross Premiums, Including Policy and Membership Fees, Less Return Premiums and Premiums on Policies not Taken		3 Dividends Paid or Credited to Policyholders on Direct Business	4 Direct Unearned Premium Reserves	5 Direct Losses Paid (deducting salvage)	6 Direct Losses Incurred	7 Direct Losses Unpaid	8 Direct Defense and Cost Containment Expense Paid	9 Direct Defense and Cost Containment Expense Incurred	10 Direct Defense and Cost Containment Expense Unpaid	11 Commissions and Brokerage Expenses	12 Taxes, Licenses and Fees
	1 Direct Premiums Written	2 Direct Premiums Earned										
1. Fire												
2.1 Allied lines												
2.2 Multiple peril crop												
2.3 Federal flood												
3. Farmowners multiple peril												
4. Homeowners multiple peril												
5.1 Commercial multiple peril (non-liability portion)												
5.2 Commercial multiple peril (liability portion)												
6. Mortgage guaranty												
8. Ocean marine												
9. Inland marine	45,726	34,111		24,637	15,445	16,968	3,244	1,500	1,500		9,536	1,331
10. Financial guaranty												
11. Medical professional liability												
12. Earthquake												
13. Group accident and health (b)												
14. Credit A and H (group and individual)												
15.1 Collectively renewable A and H (b)												
15.2 Non-cancelable A and H (b)												
15.3 Guaranteed renewable A and H (b)												
15.4 Non-renewable for stated reasons only (b)												
15.5 Other accident only												
15.6 Medicare Title XVIII exempt from state taxes or fees												
15.7 All other A and H (b)												
15.8 Federal employees health benefits program premium (b)												
16. Workers' compensation												
17.1 Other liability - occurrence	610,624	42,005		1,765,429							7,238	17,775
17.2 Other liability - claims-made												
17.3 Excess workers' compensation												
18. Products liability												
19.1 Private passenger auto no-fault (personal injury protection)												
19.2 Other private passenger auto liability												
19.3 Commercial auto no-fault (personal injury protection)												
19.4 Other commercial auto liability												
21.1 Private passenger auto physical damage												
21.2 Commercial auto physical damage												
22. Aircraft (all perils)												
23. Fidelity												
24. Surety	1,756,603	1,753,008		134,582	(2,751)	20,135	132,054				189,580	51,133
26. Burglary and theft												
27. Boiler and machinery												
28. Credit	1,362,699	1,861,936		2,887,940	160,593	313,502	531,178	14,200	12,547	5,637	232,100	39,667
30. Warranty	4,400	21,803		35,586		24,042	24,042					128
34. Aggregate write-ins for other lines of business	2,813,658	2,785,733		684,377	3,466,753	3,070,169	743,414	12,354	12,354		349,198	81,903
35. TOTALS (a)	6,593,710	6,498,596		5,532,551	3,640,040	3,444,816	1,433,932	28,054	26,401	5,637	787,652	191,937
<b>DETAILS OF WRITE-INS</b>												
3401. Collateral Protection	2,813,658	2,785,733		684,377	3,466,753	3,070,169	743,414	12,354	12,354		349,198	81,903
3402. Excess of Loss												
3403. GAP												
3498. Summary of remaining write-ins for Line 34 from overflow page												
3499. Totals (Line 3401 through Line 3403 plus Line 3498) (Line 34 above)	2,813,658	2,785,733		684,377	3,466,753	3,070,169	743,414	12,354	12,354		349,198	81,903

190H

(a) Finance and service charges not included in Line 1 to Line 35 \$ .....  
 (b) For health business on indicated lines report: Number of persons insured under PPO managed care products ..... and number of persons insured under indemnity only products .....



**EXHIBIT OF PREMIUMS AND LOSSES (Statutory Page 14)**  
**BUSINESS IN THE STATE OF OKLAHOMA DURING THE YEAR 2012**

Line of Business	Gross Premiums, Including Policy and Membership Fees, Less Return Premiums and Premiums on Policies not Taken		3 Dividends Paid or Credited to Policyholders on Direct Business	4 Direct Unearned Premium Reserves	5 Direct Losses Paid (deducting salvage)	6 Direct Losses Incurred	7 Direct Losses Unpaid	8 Direct Defense and Cost Containment Expense Paid	9 Direct Defense and Cost Containment Expense Incurred	10 Direct Defense and Cost Containment Expense Unpaid	11 Commissions and Brokerage Expenses	12 Taxes, Licenses and Fees
	1 Direct Premiums Written	2 Direct Premiums Earned										
1. Fire												
2.1 Allied lines												
2.2 Multiple peril crop												
2.3 Federal flood												
3. Farmowners multiple peril												
4. Homeowners multiple peril												
5.1 Commercial multiple peril (non-liability portion)												
5.2 Commercial multiple peril (liability portion)												
6. Mortgage guaranty												
8. Ocean marine												
9. Inland marine	153,623	127,404		83,274	207,713	215,993	47,260	8,250	8,250		31,132	6,935
10. Financial guaranty												
11. Medical professional liability												
12. Earthquake												
13. Group accident and health (b)												
14. Credit A and H (group and individual)												
15.1 Collectively renewable A and H (b)												
15.2 Non-cancelable A and H (b)												
15.3 Guaranteed renewable A and H (b)												
15.4 Non-renewable for stated reasons only (b)												
15.5 Other accident only												
15.6 Medicare Title XVIII exempt from state taxes or fees												
15.7 All other A and H (b)												
15.8 Federal employees health benefits program premium (b)												
16. Workers' compensation												
17.1 Other liability - occurrence												
17.2 Other liability - claims-made												
17.3 Excess workers' compensation												
18. Products liability												
19.1 Private passenger auto no-fault (personal injury protection)												
19.2 Other private passenger auto liability												
19.3 Commercial auto no-fault (personal injury protection)												
19.4 Other commercial auto liability												
21.1 Private passenger auto physical damage												
21.2 Commercial auto physical damage												
22. Aircraft (all perils)												
23. Fidelity												
24. Surety	61,496	67,226		24,017		(2,036)	15,842				39,378	2,776
26. Burglary and theft												
27. Boiler and machinery												
28. Credit	29,316	51,132		73,515	5,489	2,382	4,955	200	97	79	978	1,323
30. Warranty												
34. Aggregate write-ins for other lines of business											(20)	
35. TOTALS (a)	244,435	245,762		180,806	213,202	216,339	68,057	8,450	8,347	79	71,468	11,034
<b>DETAILS OF WRITE-INS</b>												
3401. Collateral Protection											(20)	
3402. Excess of Loss												
3403. GAP												
3498. Summary of remaining write-ins for Line 34 from overflow page												
3499. Totals (Line 3401 through Line 3403 plus Line 3498) (Line 34 above)											(20)	

190K

(a) Finance and service charges not included in Line 1 to Line 35 \$  
 (b) For health business on indicated lines report: Number of persons insured under PPO managed care products and number of persons insured under indemnity only products



**EXHIBIT OF PREMIUMS AND LOSSES (Statutory Page 14)**  
**BUSINESS IN THE STATE OF OREGON DURING THE YEAR 2012**

Line of Business	Gross Premiums, Including Policy and Membership Fees, Less Return Premiums and Premiums on Policies not Taken		3 Dividends Paid or Credited to Policyholders on Direct Business	4 Direct Unearned Premium Reserves	5 Direct Losses Paid (deducting salvage)	6 Direct Losses Incurred	7 Direct Losses Unpaid	8 Direct Defense and Cost Containment Expense Paid	9 Direct Defense and Cost Containment Expense Incurred	10 Direct Defense and Cost Containment Expense Unpaid	11 Commissions and Brokerage Expenses	12 Taxes, Licenses and Fees
	1 Direct Premiums Written	2 Direct Premiums Earned										
1. Fire												
2.1 Allied lines												
2.2 Multiple peril crop												
2.3 Federal flood												
3. Farmowners multiple peril												
4. Homeowners multiple peril												
5.1 Commercial multiple peril (non-liability portion)												
5.2 Commercial multiple peril (liability portion)												
6. Mortgage guaranty												
8. Ocean marine												
9. Inland marine	29,982	24,334		16,829	12,181	13,476	2,559	1,000	1,000		6,548	663
10. Financial guaranty												
11. Medical professional liability												
12. Earthquake												
13. Group accident and health (b)												
14. Credit A and H (group and individual)												
15.1 Collectively renewable A and H (b)												
15.2 Non-cancelable A and H (b)												
15.3 Guaranteed renewable A and H (b)												
15.4 Non-renewable for stated reasons only (b)												
15.5 Other accident only												
15.6 Medicare Title XVIII exempt from state taxes or fees												
15.7 All other A and H (b)												
15.8 Federal employees health benefits program premium (b)												
16. Workers' compensation												
17.1 Other liability - occurrence												
17.2 Other liability - claims-made												
17.3 Excess workers' compensation												
18. Products liability												
19.1 Private passenger auto no-fault (personal injury protection)												
19.2 Other private passenger auto liability												
19.3 Commercial auto no-fault (personal injury protection)												
19.4 Other commercial auto liability												
21.1 Private passenger auto physical damage												
21.2 Commercial auto physical damage												
22. Aircraft (all perils)												
23. Fidelity												
24. Surety	247,189	247,237		349		15	14,436				30,112	5,463
26. Burglary and theft												
27. Boiler and machinery												
28. Credit	265,333	126,494		246,751	2,315	4,405	2,090				161,535	5,864
30. Warranty												
34. Aggregate write-ins for other lines of business	43,213	56,649		61,307	6,249	13,637	8,527				42,257	955
35. TOTALS (a)	585,717	454,714		325,236	20,745	31,533	27,612	1,000	1,000		240,452	12,945
<b>DETAILS OF WRITE-INS</b>												
3401. Collateral Protection	43,213	56,649		61,307	6,249	13,637	8,527				42,257	955
3402. Excess of Loss												
3403. GAP												
3498. Summary of remaining write-ins for Line 34 from overflow page												
3499. Totals (Line 3401 through Line 3403 plus Line 3498) (Line 34 above)	43,213	56,649		61,307	6,249	13,637	8,527				42,257	955

190R

(a) Finance and service charges not included in Line 1 to Line 35 \$ .....  
 (b) For health business on indicated lines report: Number of persons insured under PPO managed care products ..... and number of persons insured under indemnity only products .....



**EXHIBIT OF PREMIUMS AND LOSSES (Statutory Page 14)**  
**BUSINESS IN THE STATE OF PENNSYLVANIA DURING THE YEAR 2012**

Line of Business	Gross Premiums, Including Policy and Membership Fees, Less Return Premiums and Premiums on Policies not Taken		3 Dividends Paid or Credited to Policyholders on Direct Business	4 Direct Unearned Premium Reserves	5 Direct Losses Paid (deducting salvage)	6 Direct Losses Incurred	7 Direct Losses Unpaid	8 Direct Defense and Cost Containment Expense Paid	9 Direct Defense and Cost Containment Expense Incurred	10 Direct Defense and Cost Containment Expense Unpaid	11 Commissions and Brokerage Expenses	12 Taxes, Licenses and Fees
	1 Direct Premiums Written	2 Direct Premiums Earned										
1. Fire												
2.1 Allied lines												
2.2 Multiple peril crop												
2.3 Federal flood												
3. Farmowners multiple peril												
4. Homeowners multiple peril												
5.1 Commercial multiple peril (non-liability portion)												
5.2 Commercial multiple peril (liability portion)												
6. Mortgage guaranty												
8. Ocean marine												
9. Inland marine	130,308	118,038		37,016	49,030	55,632	13,324	4,469	4,469		14,181	3,121
10. Financial guaranty												
11. Medical professional liability												
12. Earthquake												
13. Group accident and health (b)												
14. Credit A and H (group and individual)												
15.1 Collectively renewable A and H (b)												
15.2 Non-cancelable A and H (b)												
15.3 Guaranteed renewable A and H (b)												
15.4 Non-renewable for stated reasons only (b)												
15.5 Other accident only												
15.6 Medicare Title XVIII exempt from state taxes or fees												
15.7 All other A and H (b)												
15.8 Federal employees health benefits program premium (b)												
16. Workers' compensation												
17.1 Other liability - occurrence												
17.2 Other liability - claims-made												
17.3 Excess workers' compensation												
18. Products liability												
19.1 Private passenger auto no-fault (personal injury protection)												
19.2 Other private passenger auto liability												
19.3 Commercial auto no-fault (personal injury protection)												
19.4 Other commercial auto liability												
21.1 Private passenger auto physical damage												
21.2 Commercial auto physical damage												
22. Aircraft (all perils)												
23. Fidelity												
24. Surety	565,634	555,111		14,042		(1,646)	29,698				21,825	13,548
26. Burglary and theft												
27. Boiler and machinery												
28. Credit	90,744	26,110		80,313	16,206	30,833	14,627				15,572	2,174
30. Warranty												
34. Aggregate write-ins for other lines of business	95	1,287									393	2
35. TOTALS (a)	786,781	700,546		131,371	65,236	84,819	57,649	4,469	4,469		51,971	18,845
<b>DETAILS OF WRITE-INS</b>												
3401. Collateral Protection	95	1,287									393	2
3402. Excess of Loss												
3403. GAP												
3498. Summary of remaining write-ins for Line 34 from overflow page												
3499. Totals (Line 3401 through Line 3403 plus Line 3498) (Line 34 above)	95	1,287									393	2

19PA

(a) Finance and service charges not included in Line 1 to Line 35 \$  
 (b) For health business on indicated lines report: Number of persons insured under PPO managed care products and number of persons insured under indemnity only products



**EXHIBIT OF PREMIUMS AND LOSSES (Statutory Page 14)**  
**BUSINESS IN THE STATE OF RHODE ISLAND DURING THE YEAR 2012**

Line of Business	Gross Premiums, Including Policy and Membership Fees, Less Return Premiums and Premiums on Policies not Taken		3 Dividends Paid or Credited to Policyholders on Direct Business	4 Direct Unearned Premium Reserves	5 Direct Losses Paid (deducting salvage)	6 Direct Losses Incurred	7 Direct Losses Unpaid	8 Direct Defense and Cost Containment Expense Paid	9 Direct Defense and Cost Containment Expense Incurred	10 Direct Defense and Cost Containment Expense Unpaid	11 Commissions and Brokerage Expenses	12 Taxes, Licenses and Fees
	1 Direct Premiums Written	2 Direct Premiums Earned										
1. Fire												
2.1 Allied lines												
2.2 Multiple peril crop												
2.3 Federal flood												
3. Farmowners multiple peril												
4. Homeowners multiple peril												
5.1 Commercial multiple peril (non-liability portion)												
5.2 Commercial multiple peril (liability portion)												
6. Mortgage guaranty												
8. Ocean marine												
9. Inland marine	6,978	5,918		3,681							1,485	209
10. Financial guaranty												
11. Medical professional liability												
12. Earthquake												
13. Group accident and health (b)												
14. Credit A and H (group and individual)												
15.1 Collectively renewable A and H (b)												
15.2 Non-cancelable A and H (b)												
15.3 Guaranteed renewable A and H (b)												
15.4 Non-renewable for stated reasons only (b)												
15.5 Other accident only												
15.6 Medicare Title XVIII exempt from state taxes or fees												
15.7 All other A and H (b)												
15.8 Federal employees health benefits program premium (b)												
16. Workers' compensation												
17.1 Other liability - occurrence												
17.2 Other liability - claims-made												
17.3 Excess workers' compensation												
18. Products liability												
19.1 Private passenger auto no-fault (personal injury protection)												
19.2 Other private passenger auto liability												
19.3 Commercial auto no-fault (personal injury protection)												
19.4 Other commercial auto liability												
21.1 Private passenger auto physical damage												
21.2 Commercial auto physical damage												
22. Aircraft (all perils)												
23. Fidelity												
24. Surety												
26. Burglary and theft												
27. Boiler and machinery												
28. Credit	408,411	428,121		668,414	29,804	(4,090)	26,901	1,900	1,377	754	1,568	12,255
30. Warranty												
34. Aggregate write-ins for other lines of business	3,507,461	1,436,603		7,067,763	1,023,491	728,029	222,158	128,143	128,143		748	105,244
35. TOTALS (a)	3,922,850	1,870,642		7,739,858	1,053,295	723,939	249,059	130,043	129,520	754	3,801	117,708
<b>DETAILS OF WRITE-INS</b>												
3401. Collateral Protection	3,507,461	1,436,603		7,067,763	1,023,491	728,029	222,158	128,143	128,143		748	105,244
3402. Excess of Loss												
3403. GAP												
3498. Summary of remaining write-ins for Line 34 from overflow page												
3499. Totals (Line 3401 through Line 3403 plus Line 3498) (Line 34 above)	3,507,461	1,436,603		7,067,763	1,023,491	728,029	222,158	128,143	128,143		748	105,244

19RI

(a) Finance and service charges not included in Line 1 to Line 35 \$ .....  
 (b) For health business on indicated lines report: Number of persons insured under PPO managed care products ..... and number of persons insured under indemnity only products .....



**EXHIBIT OF PREMIUMS AND LOSSES (Statutory Page 14)**  
**BUSINESS IN THE STATE OF SOUTH CAROLINA DURING THE YEAR 2012**

Line of Business	Gross Premiums, Including Policy and Membership Fees, Less Return Premiums and Premiums on Policies not Taken		3 Dividends Paid or Credited to Policyholders on Direct Business	4 Direct Unearned Premium Reserves	5 Direct Losses Paid (deducting salvage)	6 Direct Losses Incurred	7 Direct Losses Unpaid	8 Direct Defense and Cost Containment Expense Paid	9 Direct Defense and Cost Containment Expense Incurred	10 Direct Defense and Cost Containment Expense Unpaid	11 Commissions and Brokerage Expenses	12 Taxes, Licenses and Fees
	1 Direct Premiums Written	2 Direct Premiums Earned										
1. Fire												
2.1 Allied lines												
2.2 Multiple peril crop												
2.3 Federal flood												
3. Farmowners multiple peril												
4. Homeowners multiple peril												
5.1 Commercial multiple peril (non-liability portion)												
5.2 Commercial multiple peril (liability portion)												
6. Mortgage guaranty												
8. Ocean marine												
9. Inland marine	85,699	71,696		48,634	52,477	46,178	11,023	4,250	4,250		18,554	313
10. Financial guaranty												
11. Medical professional liability												
12. Earthquake												
13. Group accident and health (b)												
14. Credit A and H (group and individual)												
15.1 Collectively renewable A and H (b)												
15.2 Non-cancelable A and H (b)												
15.3 Guaranteed renewable A and H (b)												
15.4 Non-renewable for stated reasons only (b)												
15.5 Other accident only												
15.6 Medicare Title XVIII exempt from state taxes or fees												
15.7 All other A and H (b)												
15.8 Federal employees health benefits program premium (b)												
16. Workers' compensation												
17.1 Other liability - occurrence												
17.2 Other liability - claims-made												
17.3 Excess workers' compensation												
18. Products liability												
19.1 Private passenger auto no-fault (personal injury protection)												
19.2 Other private passenger auto liability												
19.3 Commercial auto no-fault (personal injury protection)												
19.4 Other commercial auto liability												
21.1 Private passenger auto physical damage												
21.2 Commercial auto physical damage												
22. Aircraft (all perils)												
23. Fidelity												
24. Surety	24,750	25,493		11,039		1,702	3,922				12,032	90
26. Burglary and theft												
27. Boiler and machinery												
28. Credit	115,332	49,933		110,193	21,013	42,782	23,723				18,503	421
30. Warranty												
34. Aggregate write-ins for other lines of business	2,400	2,400				(1,101)					(1,285)	9
35. TOTALS (a)	228,181	149,522		169,866	73,490	89,561	38,668	4,250	4,250		47,804	833
<b>DETAILS OF WRITE-INS</b>												
3401. Collateral Protection	2,400	2,400				(1,101)					(1,285)	9
3402. Excess of Loss												
3403. GAP												
3498. Summary of remaining write-ins for Line 34 from overflow page												
3499. Totals (Line 3401 through Line 3403 plus Line 3498) (Line 34 above)	2,400	2,400				(1,101)					(1,285)	9

195C

(a) Finance and service charges not included in Line 1 to Line 35 \$ .....  
 (b) For health business on indicated lines report: Number of persons insured under PPO managed care products ..... and number of persons insured under indemnity only products .....



**EXHIBIT OF PREMIUMS AND LOSSES (Statutory Page 14)**  
**BUSINESS IN THE STATE OF SOUTH DAKOTA DURING THE YEAR 2012**

Line of Business	Gross Premiums, Including Policy and Membership Fees, Less Return Premiums and Premiums on Policies not Taken		3 Dividends Paid or Credited to Policyholders on Direct Business	4 Direct Unearned Premium Reserves	5 Direct Losses Paid (deducting salvage)	6 Direct Losses Incurred	7 Direct Losses Unpaid	8 Direct Defense and Cost Containment Expense Paid	9 Direct Defense and Cost Containment Expense Incurred	10 Direct Defense and Cost Containment Expense Unpaid	11 Commissions and Brokerage Expenses	12 Taxes, Licenses and Fees
	1 Direct Premiums Written	2 Direct Premiums Earned										
1. Fire												
2.1 Allied lines												
2.2 Multiple peril crop												
2.3 Federal flood												
3. Farmowners multiple peril												
4. Homeowners multiple peril												
5.1 Commercial multiple peril (non-liability portion)												
5.2 Commercial multiple peril (liability portion)												
6. Mortgage guaranty												
8. Ocean marine												
9. Inland marine	517	352		256							108	41
10. Financial guaranty												
11. Medical professional liability												
12. Earthquake												
13. Group accident and health (b)												
14. Credit A and H (group and individual)												
15.1 Collectively renewable A and H (b)												
15.2 Non-cancelable A and H (b)												
15.3 Guaranteed renewable A and H (b)												
15.4 Non-renewable for stated reasons only (b)												
15.5 Other accident only												
15.6 Medicare Title XVIII exempt from state taxes or fees												
15.7 All other A and H (b)												
15.8 Federal employees health benefits program premium (b)												
16. Workers' compensation												
17.1 Other liability - occurrence												
17.2 Other liability - claims-made												
17.3 Excess workers' compensation												
18. Products liability												
19.1 Private passenger auto no-fault (personal injury protection)												
19.2 Other private passenger auto liability												
19.3 Commercial auto no-fault (personal injury protection)												
19.4 Other commercial auto liability												
21.1 Private passenger auto physical damage												
21.2 Commercial auto physical damage												
22. Aircraft (all perils)												
23. Fidelity												
24. Surety												
26. Burglary and theft												
27. Boiler and machinery												
28. Credit	415	102		313							48	33
30. Warranty												
34. Aggregate write-ins for other lines of business	217	217									284	17
35. TOTALS (a)	1,149	671		569							440	91
<b>DETAILS OF WRITE-INS</b>												
3401. Collateral Protection	217	217									284	17
3402. Excess of Loss												
3403. GAP												
3498. Summary of remaining write-ins for Line 34 from overflow page												
3499. Totals (Line 3401 through Line 3403 plus Line 3498) (Line 34 above)	217	217									284	17

19SD

(a) Finance and service charges not included in Line 1 to Line 35 \$  
 (b) For health business on indicated lines report: Number of persons insured under PPO managed care products and number of persons insured under indemnity only products



**EXHIBIT OF PREMIUMS AND LOSSES (Statutory Page 14)**  
**BUSINESS IN THE STATE OF TENNESSEE DURING THE YEAR 2012**

Line of Business	Gross Premiums, Including Policy and Membership Fees, Less Return Premiums and Premiums on Policies not Taken		3 Dividends Paid or Credited to Policyholders on Direct Business	4 Direct Unearned Premium Reserves	5 Direct Losses Paid (deducting salvage)	6 Direct Losses Incurred	7 Direct Losses Unpaid	8 Direct Defense and Cost Containment Expense Paid	9 Direct Defense and Cost Containment Expense Incurred	10 Direct Defense and Cost Containment Expense Unpaid	11 Commissions and Brokerage Expenses	12 Taxes, Licenses and Fees
	1 Direct Premiums Written	2 Direct Premiums Earned										
1. Fire												
2.1 Allied lines												
2.2 Multiple peril crop												
2.3 Federal flood												
3. Farmowners multiple peril												
4. Homeowners multiple peril												
5.1 Commercial multiple peril (non-liability portion)												
5.2 Commercial multiple peril (liability portion)												
6. Mortgage guaranty												
8. Ocean marine												
9. Inland marine	117,255	95,676		64,422	64,060	68,106	13,456	5,000	5,000		24,890	2,903
10. Financial guaranty												
11. Medical professional liability												
12. Earthquake												
13. Group accident and health (b)												
14. Credit A and H (group and individual)												
15.1 Collectively renewable A and H (b)												
15.2 Non-cancelable A and H (b)												
15.3 Guaranteed renewable A and H (b)												
15.4 Non-renewable for stated reasons only (b)												
15.5 Other accident only												
15.6 Medicare Title XVIII exempt from state taxes or fees												
15.7 All other A and H (b)												
15.8 Federal employees health benefits program premium (b)												
16. Workers' compensation												
17.1 Other liability - occurrence	479,122	133,024		420,563	48,778	47,519	44,027				34,795	11,860
17.2 Other liability - claims-made												
17.3 Excess workers' compensation												
18. Products liability												
19.1 Private passenger auto no-fault (personal injury protection)												
19.2 Other private passenger auto liability												
19.3 Commercial auto no-fault (personal injury protection)												
19.4 Other commercial auto liability												
21.1 Private passenger auto physical damage												
21.2 Commercial auto physical damage												
22. Aircraft (all perils)												
23. Fidelity												
24. Surety	171,927	170,616		84,630		16,276	35,266				108,351	4,256
26. Burglary and theft												
27. Boiler and machinery												
28. Credit												
30. Warranty												
34. Aggregate write-ins for other lines of business	184,016	204,955		105,206	84,008	54,253	26,748	3,066	3,066		122,458	4,555
35. TOTALS (a)	952,320	604,271		674,821	196,846	186,154	119,497	8,066	8,066		290,494	23,574
<b>DETAILS OF WRITE-INS</b>												
3401. Collateral Protection	184,016	204,955		105,206	84,008	54,253	26,748	3,066	3,066		122,458	4,555
3402. Excess of Loss												
3403. GAP												
3498. Summary of remaining write-ins for Line 34 from overflow page												
3499. Totals (Line 3401 through Line 3403 plus Line 3498) (Line 34 above)	184,016	204,955		105,206	84,008	54,253	26,748	3,066	3,066		122,458	4,555

19TN

(a) Finance and service charges not included in Line 1 to Line 35 \$ .....  
 (b) For health business on indicated lines report: Number of persons insured under PPO managed care products ..... and number of persons insured under indemnity only products .....



**EXHIBIT OF PREMIUMS AND LOSSES (Statutory Page 14)**  
**BUSINESS IN THE STATE OF TEXAS DURING THE YEAR 2012**

Line of Business	Gross Premiums, Including Policy and Membership Fees, Less Return Premiums and Premiums on Policies not Taken		3 Dividends Paid or Credited to Policyholders on Direct Business	4 Direct Unearned Premium Reserves	5 Direct Losses Paid (deducting salvage)	6 Direct Losses Incurred	7 Direct Losses Unpaid	8 Direct Defense and Cost Containment Expense Paid	9 Direct Defense and Cost Containment Expense Incurred	10 Direct Defense and Cost Containment Expense Unpaid	11 Commissions and Brokerage Expenses	12 Taxes, Licenses and Fees
	1 Direct Premiums Written	2 Direct Premiums Earned										
1. Fire												
2.1 Allied lines												
2.2 Multiple peril crop												
2.3 Federal flood												
3. Farmowners multiple peril												
4. Homeowners multiple peril												
5.1 Commercial multiple peril (non-liability portion)												
5.2 Commercial multiple peril (liability portion)												
6. Mortgage guaranty												
8. Ocean marine												
9. Inland marine	42,011,799	31,878,611		62,402,619	12,240,140	12,066,140	2,994,748	767,762	783,593	104,428	8,632,662	990,971
10. Financial guaranty												
11. Medical professional liability												
12. Earthquake												
13. Group accident and health (b)												
14. Credit A and H (group and individual)												
15.1 Collectively renewable A and H (b)												
15.2 Non-cancelable A and H (b)												
15.3 Guaranteed renewable A and H (b)												
15.4 Non-renewable for stated reasons only (b)												
15.5 Other accident only												
15.6 Medicare Title XVIII exempt from state taxes or fees												
15.7 All other A and H (b)												
15.8 Federal employees health benefits program premium (b)												
16. Workers' compensation												
17.1 Other liability - occurrence												
17.2 Other liability - claims-made												
17.3 Excess workers' compensation												
18. Products liability												
19.1 Private passenger auto no-fault (personal injury protection)												
19.2 Other private passenger auto liability												
19.3 Commercial auto no-fault (personal injury protection)												
19.4 Other commercial auto liability												
21.1 Private passenger auto physical damage												
21.2 Commercial auto physical damage												
22. Aircraft (all perils)												
23. Fidelity												
24. Surety	703,958	724,903		241,099		14,905	270,993				471,011	16,605
26. Burglary and theft												
27. Boiler and machinery												
28. Credit	311,910	70,195		346,298	36,636	68,007	33,068	200	243	79	42,702	7,357
30. Warranty												
34. Aggregate write-ins for other lines of business	1,187,791	1,070,080		817,346	602,646	507,693	172,016	17,872	17,872		495,266	28,018
35. TOTALS (a)	44,215,458	33,743,789		63,807,362	12,879,422	12,656,745	3,470,825	785,834	801,708	104,507	9,641,641	1,042,951
<b>DETAILS OF WRITE-INS</b>												
3401. Collateral Protection	1,187,791	1,070,080		817,346	602,646	507,693	172,016	17,872	17,872		495,266	28,018
3402. Excess of Loss												
3403. GAP												
3498. Summary of remaining write-ins for Line 34 from overflow page												
3499. Totals (Line 3401 through Line 3403 plus Line 3498) (Line 34 above)	1,187,791	1,070,080		817,346	602,646	507,693	172,016	17,872	17,872		495,266	28,018

(a) Finance and service charges not included in Line 1 to Line 35 \$ .....  
 (b) For health business on indicated lines report: Number of persons insured under PPO managed care products ..... and number of persons insured under indemnity only products .....

19TX



**EXHIBIT OF PREMIUMS AND LOSSES (Statutory Page 14)**  
**BUSINESS IN THE STATE OF UTAH DURING THE YEAR 2012**

Line of Business	Gross Premiums, Including Policy and Membership Fees, Less Return Premiums and Premiums on Policies not Taken		3 Dividends Paid or Credited to Policyholders on Direct Business	4 Direct Unearned Premium Reserves	5 Direct Losses Paid (deducting salvage)	6 Direct Losses Incurred	7 Direct Losses Unpaid	8 Direct Defense and Cost Containment Expense Paid	9 Direct Defense and Cost Containment Expense Incurred	10 Direct Defense and Cost Containment Expense Unpaid	11 Commissions and Brokerage Expenses	12 Taxes, Licenses and Fees
	1 Direct Premiums Written	2 Direct Premiums Earned										
1. Fire												
2.1 Allied lines												
2.2 Multiple peril crop												
2.3 Federal flood												
3. Farmowners multiple peril												
4. Homeowners multiple peril												
5.1 Commercial multiple peril (non-liability portion)												
5.2 Commercial multiple peril (liability portion)												
6. Mortgage guaranty												
8. Ocean marine												
9. Inland marine	7,923	7,109		4,145				250	250		1,477	264
10. Financial guaranty												
11. Medical professional liability												
12. Earthquake												
13. Group accident and health (b)												
14. Credit A and H (group and individual)												
15.1 Collectively renewable A and H (b)												
15.2 Non-cancelable A and H (b)												
15.3 Guaranteed renewable A and H (b)												
15.4 Non-renewable for stated reasons only (b)												
15.5 Other accident only												
15.6 Medicare Title XVIII exempt from state taxes or fees												
15.7 All other A and H (b)												
15.8 Federal employees health benefits program premium (b)												
16. Workers' compensation												
17.1 Other liability - occurrence												
17.2 Other liability - claims-made												
17.3 Excess workers' compensation												
18. Products liability												
19.1 Private passenger auto no-fault (personal injury protection)												
19.2 Other private passenger auto liability												
19.3 Commercial auto no-fault (personal injury protection)												
19.4 Other commercial auto liability												
21.1 Private passenger auto physical damage												
21.2 Commercial auto physical damage												
22. Aircraft (all perils)												
23. Fidelity												
24. Surety	691	422		409		42	56				414	23
26. Burglary and theft												
27. Boiler and machinery												
28. Credit	207,869	94,767		204,910	32,782	57,014	29,589				34,682	6,928
30. Warranty												
34. Aggregate write-ins for other lines of business												
35. TOTALS (a)	216,483	102,298		209,464	32,782	57,056	29,645	250	250		36,573	7,215
<b>DETAILS OF WRITE-INS</b>												
3401. Collateral Protection												
3402. Excess of Loss												
3403. GAP												
3498. Summary of remaining write-ins for Line 34 from overflow page												
3499. Totals (Line 3401 through Line 3403 plus Line 3498) (Line 34 above)												

19UT

(a) Finance and service charges not included in Line 1 to Line 35 \$  
 (b) For health business on indicated lines report: Number of persons insured under PPO managed care products and number of persons insured under indemnity only products



**EXHIBIT OF PREMIUMS AND LOSSES (Statutory Page 14)**  
**BUSINESS IN THE STATE OF VERMONT DURING THE YEAR 2012**

Line of Business	Gross Premiums, Including Policy and Membership Fees, Less Return Premiums and Premiums on Policies not Taken		3 Dividends Paid or Credited to Policyholders on Direct Business	4 Direct Unearned Premium Reserves	5 Direct Losses Paid (deducting salvage)	6 Direct Losses Incurred	7 Direct Losses Unpaid	8 Direct Defense and Cost Containment Expense Paid	9 Direct Defense and Cost Containment Expense Incurred	10 Direct Defense and Cost Containment Expense Unpaid	11 Commissions and Brokerage Expenses	12 Taxes, Licenses and Fees
	1 Direct Premiums Written	2 Direct Premiums Earned										
1. Fire												
2.1 Allied lines												
2.2 Multiple peril crop												
2.3 Federal flood												
3. Farmowners multiple peril												
4. Homeowners multiple peril												
5.1 Commercial multiple peril (non-liability portion)												
5.2 Commercial multiple peril (liability portion)												
6. Mortgage guaranty												
8. Ocean marine												
9. Inland marine	22,412	18,804		12,386	3,691	4,313	775	750	750		4,670	681
10. Financial guaranty												
11. Medical professional liability												
12. Earthquake												
13. Group accident and health (b)												
14. Credit A and H (group and individual)												
15.1 Collectively renewable A and H (b)												
15.2 Non-cancelable A and H (b)												
15.3 Guaranteed renewable A and H (b)												
15.4 Non-renewable for stated reasons only (b)												
15.5 Other accident only												
15.6 Medicare Title XVIII exempt from state taxes or fees												
15.7 All other A and H (b)												
15.8 Federal employees health benefits program premium (b)												
16. Workers' compensation												
17.1 Other liability - occurrence												
17.2 Other liability - claims-made												
17.3 Excess workers' compensation												
18. Products liability												
19.1 Private passenger auto no-fault (personal injury protection)												
19.2 Other private passenger auto liability												
19.3 Commercial auto no-fault (personal injury protection)												
19.4 Other commercial auto liability												
21.1 Private passenger auto physical damage												
21.2 Commercial auto physical damage												
22. Aircraft (all perils)												
23. Fidelity												
24. Surety												
26. Burglary and theft												
27. Boiler and machinery												
28. Credit	133	41		92							20	4
30. Warranty												
34. Aggregate write-ins for other lines of business	123,636	108,142		208,092	27,402	(17,067)	8,876	3,052	3,052		50,015	3,758
35. TOTALS (a)	146,181	126,987		220,570	31,093	(12,754)	9,651	3,802	3,802		54,705	4,443
<b>DETAILS OF WRITE-INS</b>												
3401. Collateral Protection	123,636	108,142		208,092	27,402	(17,067)	8,876	3,052	3,052		50,015	3,758
3402. Excess of Loss												
3403. GAP												
3498. Summary of remaining write-ins for Line 34 from overflow page												
3499. Totals (Line 3401 through Line 3403 plus Line 3498) (Line 34 above)	123,636	108,142		208,092	27,402	(17,067)	8,876	3,052	3,052		50,015	3,758

19VT

(a) Finance and service charges not included in Line 1 to Line 35 \$  
 (b) For health business on indicated lines report: Number of persons insured under PPO managed care products and number of persons insured under indemnity only products



**EXHIBIT OF PREMIUMS AND LOSSES (Statutory Page 14)**  
**BUSINESS IN THE STATE OF VIRGINIA DURING THE YEAR 2012**

Line of Business	Gross Premiums, Including Policy and Membership Fees, Less Return Premiums and Premiums on Policies not Taken		3 Dividends Paid or Credited to Policyholders on Direct Business	4 Direct Unearned Premium Reserves	5 Direct Losses Paid (deducting salvage)	6 Direct Losses Incurred	7 Direct Losses Unpaid	8 Direct Defense and Cost Containment Expense Paid	9 Direct Defense and Cost Containment Expense Incurred	10 Direct Defense and Cost Containment Expense Unpaid	11 Commissions and Brokerage Expenses	12 Taxes, Licenses and Fees
	1 Direct Premiums Written	2 Direct Premiums Earned										
1. Fire												
2.1 Allied lines												
2.2 Multiple peril crop												
2.3 Federal flood												
3. Farmowners multiple peril												
4. Homeowners multiple peril												
5.1 Commercial multiple peril (non-liability portion)												
5.2 Commercial multiple peril (liability portion)												
6. Mortgage guaranty												
8. Ocean marine												
9. Inland marine	62,518	49,427		34,522	19,177	26,664	7,658	2,500	2,500		13,040	1,998
10. Financial guaranty												
11. Medical professional liability												
12. Earthquake												
13. Group accident and health (b)												
14. Credit A and H (group and individual)												
15.1 Collectively renewable A and H (b)												
15.2 Non-cancelable A and H (b)												
15.3 Guaranteed renewable A and H (b)												
15.4 Non-renewable for stated reasons only (b)												
15.5 Other accident only												
15.6 Medicare Title XVIII exempt from state taxes or fees												
15.7 All other A and H (b)												
15.8 Federal employees health benefits program premium (b)												
16. Workers' compensation												
17.1 Other liability - occurrence												
17.2 Other liability - claims-made												
17.3 Excess workers' compensation												
18. Products liability												
19.1 Private passenger auto no-fault (personal injury protection)												
19.2 Other private passenger auto liability												
19.3 Commercial auto no-fault (personal injury protection)												
19.4 Other commercial auto liability												
21.1 Private passenger auto physical damage												
21.2 Commercial auto physical damage												
22. Aircraft (all perils)												
23. Fidelity												
24. Surety	2,020	53,422		665		(1,407)	75,883				597	65
26. Burglary and theft												
27. Boiler and machinery												
28. Credit	546,047	269,377		561,920	83,789	140,594	75,628	1,300	1,342	516	73,487	17,449
30. Warranty												
34. Aggregate write-ins for other lines of business	384,366	409,000		256,178	197,625	187,755	43,230	4,930	4,930		102,778	12,282
35. TOTALS (a)	994,951	781,226		853,285	300,591	353,606	202,399	8,730	8,772	516	189,902	31,794
<b>DETAILS OF WRITE-INS</b>												
3401. Collateral Protection	384,366	409,000		256,178	197,625	187,755	43,230	4,930	4,930		102,778	12,282
3402. Excess of Loss												
3403. GAP												
3498. Summary of remaining write-ins for Line 34 from overflow page												
3499. Totals (Line 3401 through Line 3403 plus Line 3498) (Line 34 above)	384,366	409,000		256,178	197,625	187,755	43,230	4,930	4,930		102,778	12,282

19VA

(a) Finance and service charges not included in Line 1 to Line 35 \$  
 (b) For health business on indicated lines report: Number of persons insured under PPO managed care products and number of persons insured under indemnity only products



**EXHIBIT OF PREMIUMS AND LOSSES (Statutory Page 14)**  
**BUSINESS IN THE STATE OF WASHINGTON DURING THE YEAR 2012**

Line of Business	Gross Premiums, Including Policy and Membership Fees, Less Return Premiums and Premiums on Policies not Taken		3 Dividends Paid or Credited to Policyholders on Direct Business	4 Direct Unearned Premium Reserves	5 Direct Losses Paid (deducting salvage)	6 Direct Losses Incurred	7 Direct Losses Unpaid	8 Direct Defense and Cost Containment Expense Paid	9 Direct Defense and Cost Containment Expense Incurred	10 Direct Defense and Cost Containment Expense Unpaid	11 Commissions and Brokerage Expenses	12 Taxes, Licenses and Fees
	1 Direct Premiums Written	2 Direct Premiums Earned										
1. Fire												
2.1 Allied lines												
2.2 Multiple peril crop												
2.3 Federal flood												
3. Farmowners multiple peril												
4. Homeowners multiple peril												
5.1 Commercial multiple peril (non-liability portion)												
5.2 Commercial multiple peril (liability portion)												
6. Mortgage guaranty												
8. Ocean marine												
9. Inland marine	57,870	47,268		30,669	4,163	31,735	31,126	750	750		12,177	1,214
10. Financial guaranty												
11. Medical professional liability												
12. Earthquake												
13. Group accident and health (b)												
14. Credit A and H (group and individual)												
15.1 Collectively renewable A and H (b)												
15.2 Non-cancelable A and H (b)												
15.3 Guaranteed renewable A and H (b)												
15.4 Non-renewable for stated reasons only (b)												
15.5 Other accident only												
15.6 Medicare Title XVIII exempt from state taxes or fees												
15.7 All other A and H (b)												
15.8 Federal employees health benefits program premium (b)												
16. Workers' compensation												
17.1 Other liability - occurrence												
17.2 Other liability - claims-made												
17.3 Excess workers' compensation												
18. Products liability												
19.1 Private passenger auto no-fault (personal injury protection)												
19.2 Other private passenger auto liability												
19.3 Commercial auto no-fault (personal injury protection)												
19.4 Other commercial auto liability												
21.1 Private passenger auto physical damage												
21.2 Commercial auto physical damage												
22. Aircraft (all perils)												
23. Fidelity												
24. Surety	37,089	40,748		12,922		2,234	7,975				16,779	778
26. Burglary and theft												
27. Boiler and machinery												
28. Credit	1,265,904	543,284		1,170,572	183,806	324,777	177,093	140	196	56	203,868	26,557
30. Warranty												
34. Aggregate write-ins for other lines of business		359									(3,019)	
35. TOTALS (a)	1,360,863	631,659		1,214,163	187,969	358,746	216,194	890	946	56	229,805	28,549
<b>DETAILS OF WRITE-INS</b>												
3401. Collateral Protection		359									(3,019)	
3402. Excess of Loss												
3403. GAP												
3498. Summary of remaining write-ins for Line 34 from overflow page												
3499. Totals (Line 3401 through Line 3403 plus Line 3498) (Line 34 above)		359									(3,019)	

19MWA

(a) Finance and service charges not included in Line 1 to Line 35 \$  
 (b) For health business on indicated lines report: Number of persons insured under PPO managed care products and number of persons insured under indemnity only products



**EXHIBIT OF PREMIUMS AND LOSSES (Statutory Page 14)**  
**BUSINESS IN THE STATE OF WEST VIRGINIA DURING THE YEAR 2012**

Line of Business	Gross Premiums, Including Policy and Membership Fees, Less Return Premiums and Premiums on Policies not Taken		3 Dividends Paid or Credited to Policyholders on Direct Business	4 Direct Unearned Premium Reserves	5 Direct Losses Paid (deducting salvage)	6 Direct Losses Incurred	7 Direct Losses Unpaid	8 Direct Defense and Cost Containment Expense Paid	9 Direct Defense and Cost Containment Expense Incurred	10 Direct Defense and Cost Containment Expense Unpaid	11 Commissions and Brokerage Expenses	12 Taxes, Licenses and Fees
	1 Direct Premiums Written	2 Direct Premiums Earned										
1. Fire												
2.1 Allied lines												
2.2 Multiple peril crop												
2.3 Federal flood												
3. Farmowners multiple peril												
4. Homeowners multiple peril												
5.1 Commercial multiple peril (non-liability portion)												
5.2 Commercial multiple peril (liability portion)												
6. Mortgage guaranty												
8. Ocean marine												
9. Inland marine	87,736	69,253		42,681	41,242	53,530	12,293	2,375	2,375		19,230	3,160
10. Financial guaranty												
11. Medical professional liability												
12. Earthquake												
13. Group accident and health (b)												
14. Credit A and H (group and individual)												
15.1 Collectively renewable A and H (b)												
15.2 Non-cancelable A and H (b)												
15.3 Guaranteed renewable A and H (b)												
15.4 Non-renewable for stated reasons only (b)												
15.5 Other accident only												
15.6 Medicare Title XVIII exempt from state taxes or fees												
15.7 All other A and H (b)												
15.8 Federal employees health benefits program premium (b)												
16. Workers' compensation												
17.1 Other liability - occurrence												
17.2 Other liability - claims-made												
17.3 Excess workers' compensation												
18. Products liability												
19.1 Private passenger auto no-fault (personal injury protection)												
19.2 Other private passenger auto liability												
19.3 Commercial auto no-fault (personal injury protection)												
19.4 Other commercial auto liability												
21.1 Private passenger auto physical damage												
21.2 Commercial auto physical damage												
22. Aircraft (all perils)												
23. Fidelity												
24. Surety	450,050	480,097		173,931		16,546	151,686				240,450	16,209
26. Burglary and theft												
27. Boiler and machinery												
28. Credit	142,740	95,338		163,653	43,171	77,411	39,625	200	212	79	29,491	5,141
30. Warranty												
34. Aggregate write-ins for other lines of business												
35. TOTALS (a)	680,526	644,688		380,265	84,413	147,487	203,604	2,575	2,587	79	289,171	24,510
<b>DETAILS OF WRITE-INS</b>												
3401. Collateral Protection												
3402. Excess of Loss												
3403. GAP												
3498. Summary of remaining write-ins for Line 34 from overflow page												
3499. Totals (Line 3401 through Line 3403 plus Line 3498) (Line 34 above)												

196W

(a) Finance and service charges not included in Line 1 to Line 35 \$  
 (b) For health business on indicated lines report: Number of persons insured under PPO managed care products and number of persons insured under indemnity only products



**EXHIBIT OF PREMIUMS AND LOSSES (Statutory Page 14)**  
**BUSINESS IN THE STATE OF WISCONSIN DURING THE YEAR 2012**

Line of Business	Gross Premiums, Including Policy and Membership Fees, Less Return Premiums and Premiums on Policies not Taken		3 Dividends Paid or Credited to Policyholders on Direct Business	4 Direct Unearned Premium Reserves	5 Direct Losses Paid (deducting salvage)	6 Direct Losses Incurred	7 Direct Losses Unpaid	8 Direct Defense and Cost Containment Expense Paid	9 Direct Defense and Cost Containment Expense Incurred	10 Direct Defense and Cost Containment Expense Unpaid	11 Commissions and Brokerage Expenses	12 Taxes, Licenses and Fees
	1 Direct Premiums Written	2 Direct Premiums Earned										
1. Fire												
2.1 Allied lines												
2.2 Multiple peril crop												
2.3 Federal flood												
3. Farmowners multiple peril												
4. Homeowners multiple peril												
5.1 Commercial multiple peril (non-liability portion)												
5.2 Commercial multiple peril (liability portion)												
6. Mortgage guaranty												
8. Ocean marine												
9. Inland marine	30,627	29,170		3,880	761	921	160	570	570		10,821	555
10. Financial guaranty												
11. Medical professional liability												
12. Earthquake												
13. Group accident and health (b)												
14. Credit A and H (group and individual)												
15.1 Collectively renewable A and H (b)												
15.2 Non-cancelable A and H (b)												
15.3 Guaranteed renewable A and H (b)												
15.4 Non-renewable for stated reasons only (b)												
15.5 Other accident only												
15.6 Medicare Title XVIII exempt from state taxes or fees												
15.7 All other A and H (b)												
15.8 Federal employees health benefits program premium (b)												
16. Workers' compensation												
17.1 Other liability - occurrence												
17.2 Other liability - claims-made												
17.3 Excess workers' compensation												
18. Products liability												
19.1 Private passenger auto no-fault (personal injury protection)												
19.2 Other private passenger auto liability												
19.3 Commercial auto no-fault (personal injury protection)												
19.4 Other commercial auto liability												
21.1 Private passenger auto physical damage												
21.2 Commercial auto physical damage												
22. Aircraft (all perils)												
23. Fidelity												
24. Surety	194,394	179,200		50,554		(4,999)	81,803				105,681	3,522
26. Burglary and theft												
27. Boiler and machinery												
28. Credit	85,899	28,683		77,766	18,251	34,725	16,474				12,098	1,556
30. Warranty												
34. Aggregate write-ins for other lines of business	(609)	532									(2,179)	(11)
35. TOTALS (a)	310,311	237,585		132,200	19,012	30,647	98,437	570	570		126,421	5,622
<b>DETAILS OF WRITE-INS</b>												
3401. Collateral Protection	(609)	532									(2,179)	(11)
3402. Excess of Loss												
3403. GAP												
3498. Summary of remaining write-ins for Line 34 from overflow page												
3499. Totals (Line 3401 through Line 3403 plus Line 3498) (Line 34 above)	(609)	532									(2,179)	(11)

19WI

(a) Finance and service charges not included in Line 1 to Line 35 \$  
 (b) For health business on indicated lines report: Number of persons insured under PPO managed care products and number of persons insured under indemnity only products



**EXHIBIT OF PREMIUMS AND LOSSES (Statutory Page 14)**  
**BUSINESS IN THE STATE OF WYOMING DURING THE YEAR 2012**

Line of Business	Gross Premiums, Including Policy and Membership Fees, Less Return Premiums and Premiums on Policies not Taken		3 Dividends Paid or Credited to Policyholders on Direct Business	4 Direct Unearned Premium Reserves	5 Direct Losses Paid (deducting salvage)	6 Direct Losses Incurred	7 Direct Losses Unpaid	8 Direct Defense and Cost Containment Expense Paid	9 Direct Defense and Cost Containment Expense Incurred	10 Direct Defense and Cost Containment Expense Unpaid	11 Commissions and Brokerage Expenses	12 Taxes, Licenses and Fees
	1 Direct Premiums Written	2 Direct Premiums Earned										
1. Fire												
2.1 Allied lines												
2.2 Multiple peril crop												
2.3 Federal flood												
3. Farmowners multiple peril												
4. Homeowners multiple peril												
5.1 Commercial multiple peril (non-liability portion)												
5.2 Commercial multiple peril (liability portion)												
6. Mortgage guaranty												
8. Ocean marine												
9. Inland marine	4,954	4,148		2,866	2,601	3,018	546	500	500		1,127	623
10. Financial guaranty												
11. Medical professional liability												
12. Earthquake												
13. Group accident and health (b)												
14. Credit A and H (group and individual)												
15.1 Collectively renewable A and H (b)												
15.2 Non-cancelable A and H (b)												
15.3 Guaranteed renewable A and H (b)												
15.4 Non-renewable for stated reasons only (b)												
15.5 Other accident only												
15.6 Medicare Title XVIII exempt from state taxes or fees												
15.7 All other A and H (b)												
15.8 Federal employees health benefits program premium (b)												
16. Workers' compensation												
17.1 Other liability - occurrence												
17.2 Other liability - claims-made												
17.3 Excess workers' compensation												
18. Products liability												
19.1 Private passenger auto no-fault (personal injury protection)												
19.2 Other private passenger auto liability												
19.3 Commercial auto no-fault (personal injury protection)												
19.4 Other commercial auto liability												
21.1 Private passenger auto physical damage												
21.2 Commercial auto physical damage												
22. Aircraft (all perils)												
23. Fidelity												
24. Surety												
26. Burglary and theft												
27. Boiler and machinery												
28. Credit	27,719	6,181		21,711							3,244	3,485
30. Warranty												
34. Aggregate write-ins for other lines of business												
35. TOTALS (a)	32,673	10,329		24,577	2,601	3,018	546	500	500		4,371	4,108
<b>DETAILS OF WRITE-INS</b>												
3401. Collateral Protection												
3402. Excess of Loss												
3403. GAP												
3498. Summary of remaining write-ins for Line 34 from overflow page												
3499. Totals (Line 3401 through Line 3403 plus Line 3498) (Line 34 above)												

19WV

(a) Finance and service charges not included in Line 1 to Line 35 \$ .....  
 (b) For health business on indicated lines report: Number of persons insured under PPO managed care products ..... and number of persons insured under indemnity only products .....



**EXHIBIT OF PREMIUMS AND LOSSES (Statutory Page 14)**  
**BUSINESS IN THE STATE OF AMERICAN SAMOA DURING THE YEAR 2012**

Line of Business	Gross Premiums, Including Policy and Membership Fees, Less Return Premiums and Premiums on Policies not Taken		3 Dividends Paid or Credited to Policyholders on Direct Business	4 Direct Unearned Premium Reserves	5 Direct Losses Paid (deducting salvage)	6 Direct Losses Incurred	7 Direct Losses Unpaid	8 Direct Defense and Cost Containment Expense Paid	9 Direct Defense and Cost Containment Expense Incurred	10 Direct Defense and Cost Containment Expense Unpaid	11 Commissions and Brokerage Expenses	12 Taxes, Licenses and Fees
	1 Direct Premiums Written	2 Direct Premiums Earned										
1. Fire												
2.1 Allied lines												
2.2 Multiple peril crop												
2.3 Federal flood												
3. Farmowners multiple peril												
4. Homeowners multiple peril												
5.1 Commercial multiple peril (non-liability portion)												
5.2 Commercial multiple peril (liability portion)												
6. Mortgage guaranty												
8. Ocean marine												
9. Inland marine												
10. Financial guaranty												
11. Medical professional liability												
12. Earthquake												
13. Group accident and health (b)												
14. Credit A and H (group and individual)												
15.1 Collectively renewable A and H (b)												
15.2 Non-cancelable A and H (b)												
15.3 Guaranteed renewable A and H (b)												
15.4 Non-renewable for stated reasons only (b)												
15.5 Other accident only												
15.6 Medicare Title XVIII exempt from state taxes or fees												
15.7 All other A and H (b)												
15.8 Federal employees health benefits program premium (b)												
16. Workers' compensation												
17.1 Other liability - occurrence												
17.2 Other liability - claims-made												
17.3 Excess workers' compensation												
18. Products liability												
19.1 Private passenger auto no-fault (personal injury protection)												
19.2 Other private passenger auto liability												
19.3 Commercial auto no-fault (personal injury protection)												
19.4 Other commercial auto liability												
21.1 Private passenger auto physical damage												
21.2 Commercial auto physical damage												
22. Aircraft (all perils)												
23. Fidelity												
24. Surety												
26. Burglary and theft												
27. Boiler and machinery												
28. Credit												
30. Warranty												
34. Aggregate write-ins for other lines of business												
35. TOTALS (a)												
<b>NONE</b>												
<b>DETAILS OF WRITE-INS</b>												
3401.												
3402.												
3403.												
3498. Summary of remaining write-ins for Line 34 from overflow page												
3499. Totals (Line 3401 through Line 3403 plus Line 3498) (Line 34 above)												

19AS

(a) Finance and service charges not included in Line 1 to Line 35 \$ .....  
 (b) For health business on indicated lines report: Number of persons insured under PPO managed care products ..... and number of persons insured under indemnity only products .....



**EXHIBIT OF PREMIUMS AND LOSSES (Statutory Page 14)**  
**BUSINESS IN THE STATE OF GUAM DURING THE YEAR 2012**

Line of Business	Gross Premiums, Including Policy and Membership Fees, Less Return Premiums and Premiums on Policies not Taken		3	4	5	6	7	8	9	10	11	12
	1 Direct Premiums Written	2 Direct Premiums Earned	Dividends Paid or Credited to Policyholders on Direct Business	Direct Unearned Premium Reserves	Direct Losses Paid (deducting salvage)	Direct Losses Incurred	Direct Losses Unpaid	Direct Defense and Cost Containment Expense Paid	Direct Defense and Cost Containment Expense Incurred	Direct Defense and Cost Containment Expense Unpaid	Commissions and Brokerage Expenses	Taxes, Licenses and Fees
1. Fire												
2.1 Allied lines												
2.2 Multiple peril crop												
2.3 Federal flood												
3. Farmowners multiple peril												
4. Homeowners multiple peril												
5.1 Commercial multiple peril (non-liability portion)												
5.2 Commercial multiple peril (liability portion)												
6. Mortgage guaranty												
8. Ocean marine												
9. Inland marine												
10. Financial guaranty												
11. Medical professional liability												
12. Earthquake												
13. Group accident and health (b)												
14. Credit A and H (group and individual)												
15.1 Collectively renewable A and H (b)												
15.2 Non-cancelable A and H (b)												
15.3 Guaranteed renewable A and H (b)												
15.4 Non-renewable for stated reasons only (b)												
15.5 Other accident only												
15.6 Medicare Title XVIII exempt from state taxes or fees												
15.7 All other A and H (b)												
15.8 Federal employees health benefits program premium (b)												
16. Workers' compensation												
17.1 Other liability - occurrence												
17.2 Other liability - claims-made												
17.3 Excess workers' compensation												
18. Products liability												
19.1 Private passenger auto no-fault (personal injury protection)												
19.2 Other private passenger auto liability												
19.3 Commercial auto no-fault (personal injury protection)												
19.4 Other commercial auto liability												
21.1 Private passenger auto physical damage												
21.2 Commercial auto physical damage												
22. Aircraft (all perils)												
23. Fidelity												
24. Surety												
26. Burglary and theft												
27. Boiler and machinery												
28. Credit												
30. Warranty												
34. Aggregate write-ins for other lines of business												
35. TOTALS (a)												
<b>DETAILS OF WRITE-INS</b>												
3401.												
3402.												
3403.												
3498. Summary of remaining write-ins for Line 34 from overflow page												
3499. Totals (Line 3401 through Line 3403 plus Line 3498) (Line 34 above)												

**NONE**

19GU

(a) Finance and service charges not included in Line 1 to Line 35 \$ .....  
 (b) For health business on indicated lines report: Number of persons insured under PPO managed care products ..... and number of persons insured under indemnity only products .....



**EXHIBIT OF PREMIUMS AND LOSSES (Statutory Page 14)**  
**BUSINESS IN THE STATE OF PUERTO RICO DURING THE YEAR 2012**

Line of Business	Gross Premiums, Including Policy and Membership Fees, Less Return Premiums and Premiums on Policies not Taken		3 Dividends Paid or Credited to Policyholders on Direct Business	4 Direct Unearned Premium Reserves	5 Direct Losses Paid (deducting salvage)	6 Direct Losses Incurred	7 Direct Losses Unpaid	8 Direct Defense and Cost Containment Expense Paid	9 Direct Defense and Cost Containment Expense Incurred	10 Direct Defense and Cost Containment Expense Unpaid	11 Commissions and Brokerage Expenses	12 Taxes, Licenses and Fees
	1 Direct Premiums Written	2 Direct Premiums Earned										
1. Fire												
2.1 Allied lines												
2.2 Multiple peril crop												
2.3 Federal flood												
3. Farmowners multiple peril												
4. Homeowners multiple peril												
5.1 Commercial multiple peril (non-liability portion)												
5.2 Commercial multiple peril (liability portion)												
6. Mortgage guaranty												
8. Ocean marine												
9. Inland marine												
10. Financial guaranty												
11. Medical professional liability												
12. Earthquake												
13. Group accident and health (b)												
14. Credit A and H (group and individual)												
15.1 Collectively renewable A and H (b)												
15.2 Non-cancelable A and H (b)												
15.3 Guaranteed renewable A and H (b)												
15.4 Non-renewable for stated reasons only (b)												
15.5 Other accident only												
15.6 Medicare Title XVIII exempt from state taxes or fees												
15.7 All other A and H (b)												
15.8 Federal employees health benefits program premium (b)												
16. Workers' compensation												
17.1 Other liability - occurrence												
17.2 Other liability - claims-made												
17.3 Excess workers' compensation												
18. Products liability												
19.1 Private passenger auto no-fault (personal injury protection)												
19.2 Other private passenger auto liability												
19.3 Commercial auto no-fault (personal injury protection)												
19.4 Other commercial auto liability												
21.1 Private passenger auto physical damage												
21.2 Commercial auto physical damage												
22. Aircraft (all perils)												
23. Fidelity												
24. Surety												
26. Burglary and theft												
27. Boiler and machinery												
28. Credit												
30. Warranty												
34. Aggregate write-ins for other lines of business												
35. TOTALS (a)												
<b>NONE</b>												
<b>DETAILS OF WRITE-INS</b>												
3401.												
3402.												
3403.												
3498. Summary of remaining write-ins for Line 34 from overflow page												
3499. Totals (Line 3401 through Line 3403 plus Line 3498) (Line 34 above)												

19PR

(a) Finance and service charges not included in Line 1 to Line 35 \$ .....  
 (b) For health business on indicated lines report: Number of persons insured under PPO managed care products ..... and number of persons insured under indemnity only products .....



**EXHIBIT OF PREMIUMS AND LOSSES (Statutory Page 14)**  
**BUSINESS IN THE STATE OF U.S. VIRGIN ISLANDS DURING THE YEAR 2012**

Line of Business	Gross Premiums, Including Policy and Membership Fees, Less Return Premiums and Premiums on Policies not Taken		3	4	5	6	7	8	9	10	11	12
	1 Direct Premiums Written	2 Direct Premiums Earned	Dividends Paid or Credited to Policyholders on Direct Business	Direct Unearned Premium Reserves	Direct Losses Paid (deducting salvage)	Direct Losses Incurred	Direct Losses Unpaid	Direct Defense and Cost Containment Expense Paid	Direct Defense and Cost Containment Expense Incurred	Direct Defense and Cost Containment Expense Unpaid	Commissions and Brokerage Expenses	Taxes, Licenses and Fees
1. Fire												
2.1 Allied lines												
2.2 Multiple peril crop												
2.3 Federal flood												
3. Farmowners multiple peril												
4. Homeowners multiple peril												
5.1 Commercial multiple peril (non-liability portion)												
5.2 Commercial multiple peril (liability portion)												
6. Mortgage guaranty												
8. Ocean marine												
9. Inland marine												
10. Financial guaranty												
11. Medical professional liability												
12. Earthquake												
13. Group accident and health (b)												
14. Credit A and H (group and individual)												
15.1 Collectively renewable A and H (b)												
15.2 Non-cancelable A and H (b)												
15.3 Guaranteed renewable A and H (b)												
15.4 Non-renewable for stated reasons only (b)												
15.5 Other accident only												
15.6 Medicare Title XVIII exempt from state taxes or fees												
15.7 All other A and H (b)												
15.8 Federal employees health benefits program premium (b)												
16. Workers' compensation												
17.1 Other liability - occurrence												
17.2 Other liability - claims-made												
17.3 Excess workers' compensation												
18. Products liability												
19.1 Private passenger auto no-fault (personal injury protection)												
19.2 Other private passenger auto liability												
19.3 Commercial auto no-fault (personal injury protection)												
19.4 Other commercial auto liability												
21.1 Private passenger auto physical damage												
21.2 Commercial auto physical damage												
22. Aircraft (all perils)												
23. Fidelity												
24. Surety												
26. Burglary and theft												
27. Boiler and machinery												
28. Credit												
30. Warranty												
34. Aggregate write-ins for other lines of business												
35. TOTALS (a)												
<b>NONE</b>												
<b>DETAILS OF WRITE-INS</b>												
3401.												
3402.												
3403.												
3498. Summary of remaining write-ins for Line 34 from overflow page												
3499. Totals (Line 3401 through Line 3403 plus Line 3498) (Line 34 above)												

19VI

(a) Finance and service charges not included in Line 1 to Line 35 \$ .....  
 (b) For health business on indicated lines report: Number of persons insured under PPO managed care products ..... and number of persons insured under indemnity only products .....



**EXHIBIT OF PREMIUMS AND LOSSES (Statutory Page 14)**  
**BUSINESS IN THE STATE OF NORTHERN MARIANA ISLANDS DURING THE YEAR 2012**

Line of Business	Gross Premiums, Including Policy and Membership Fees, Less Return Premiums and Premiums on Policies not Taken		3 Dividends Paid or Credited to Policyholders on Direct Business	4 Direct Unearned Premium Reserves	5 Direct Losses Paid (deducting salvage)	6 Direct Losses Incurred	7 Direct Losses Unpaid	8 Direct Defense and Cost Containment Expense Paid	9 Direct Defense and Cost Containment Expense Incurred	10 Direct Defense and Cost Containment Expense Unpaid	11 Commissions and Brokerage Expenses	12 Taxes, Licenses and Fees
	1 Direct Premiums Written	2 Direct Premiums Earned										
1. Fire												
2.1 Allied lines												
2.2 Multiple peril crop												
2.3 Federal flood												
3. Farmowners multiple peril												
4. Homeowners multiple peril												
5.1 Commercial multiple peril (non-liability portion)												
5.2 Commercial multiple peril (liability portion)												
6. Mortgage guaranty												
8. Ocean marine												
9. Inland marine												
10. Financial guaranty												
11. Medical professional liability												
12. Earthquake												
13. Group accident and health (b)												
14. Credit A and H (group and individual)												
15.1 Collectively renewable A and H (b)												
15.2 Non-cancelable A and H (b)												
15.3 Guaranteed renewable A and H (b)												
15.4 Non-renewable for stated reasons only (b)												
15.5 Other accident only												
15.6 Medicare Title XVIII exempt from state taxes or fees												
15.7 All other A and H (b)												
15.8 Federal employees health benefits program premium (b)												
16. Workers' compensation												
17.1 Other liability - occurrence												
17.2 Other liability - claims-made												
17.3 Excess workers' compensation												
18. Products liability												
19.1 Private passenger auto no-fault (personal injury protection)												
19.2 Other private passenger auto liability												
19.3 Commercial auto no-fault (personal injury protection)												
19.4 Other commercial auto liability												
21.1 Private passenger auto physical damage												
21.2 Commercial auto physical damage												
22. Aircraft (all perils)												
23. Fidelity												
24. Surety												
26. Burglary and theft												
27. Boiler and machinery												
28. Credit												
30. Warranty												
34. Aggregate write-ins for other lines of business												
35. TOTALS (a)												
<b>19MP</b>												
<b>NONE</b>												
<b>DETAILS OF WRITE-INS</b>												
3401.												
3402.												
3403.												
3498. Summary of remaining write-ins for Line 34 from overflow page												
3499. Totals (Line 3401 through Line 3403 plus Line 3498) (Line 34 above)												

(a) Finance and service charges not included in Line 1 to Line 35 \$ .....  
 (b) For health business on indicated lines report: Number of persons insured under PPO managed care products ..... and number of persons insured under indemnity only products .....



**EXHIBIT OF PREMIUMS AND LOSSES (Statutory Page 14)**  
**BUSINESS IN THE STATE OF CANADA DURING THE YEAR 2012**

Line of Business	Gross Premiums, Including Policy and Membership Fees, Less Return Premiums and Premiums on Policies not Taken		3	4	5	6	7	8	9	10	11	12
	1 Direct Premiums Written	2 Direct Premiums Earned	Dividends Paid or Credited to Policyholders on Direct Business	Direct Unearned Premium Reserves	Direct Losses Paid (deducting salvage)	Direct Losses Incurred	Direct Losses Unpaid	Direct Defense and Cost Containment Expense Paid	Direct Defense and Cost Containment Expense Incurred	Direct Defense and Cost Containment Expense Unpaid	Commissions and Brokerage Expenses	Taxes, Licenses and Fees
1. Fire												
2.1 Allied lines												
2.2 Multiple peril crop												
2.3 Federal flood												
3. Farmowners multiple peril												
4. Homeowners multiple peril												
5.1 Commercial multiple peril (non-liability portion)												
5.2 Commercial multiple peril (liability portion)												
6. Mortgage guaranty												
8. Ocean marine												
9. Inland marine												
10. Financial guaranty												
11. Medical professional liability												
12. Earthquake												
13. Group accident and health (b)												
14. Credit A and H (group and individual)												
15.1 Collectively renewable A and H (b)												
15.2 Non-cancelable A and H (b)												
15.3 Guaranteed renewable A and H (b)												
15.4 Non-renewable for stated reasons only (b)												
15.5 Other accident only												
15.6 Medicare Title XVIII exempt from state taxes or fees												
15.7 All other A and H (b)												
15.8 Federal employees health benefits program premium (b)												
16. Workers' compensation												
17.1 Other liability - occurrence												
17.2 Other liability - claims-made												
17.3 Excess workers' compensation												
18. Products liability												
19.1 Private passenger auto no-fault (personal injury protection)												
19.2 Other private passenger auto liability												
19.3 Commercial auto no-fault (personal injury protection)												
19.4 Other commercial auto liability												
21.1 Private passenger auto physical damage												
21.2 Commercial auto physical damage												
22. Aircraft (all perils)												
23. Fidelity												
24. Surety												
26. Burglary and theft												
27. Boiler and machinery												
28. Credit												
30. Warranty												
34. Aggregate write-ins for other lines of business												
35. TOTALS (a)												
<b>DETAILS OF WRITE-INS</b>												
3401.												
3402.												
3403.												
3498. Summary of remaining write-ins for Line 34 from overflow page												
3499. Totals (Line 3401 through Line 3403 plus Line 3498) (Line 34 above)												

**NONE**

19CN

(a) Finance and service charges not included in Line 1 to Line 35 \$ .....  
 (b) For health business on indicated lines report: Number of persons insured under PPO managed care products ..... and number of persons insured under indemnity only products .....



**EXHIBIT OF PREMIUMS AND LOSSES (Statutory Page 14)**  
**BUSINESS IN THE STATE OF OTHER ALIEN DURING THE YEAR 2012**

Line of Business	Gross Premiums, Including Policy and Membership Fees, Less Return Premiums and Premiums on Policies not Taken		3 Dividends Paid or Credited to Policyholders on Direct Business	4 Direct Unearned Premium Reserves	5 Direct Losses Paid (deducting salvage)	6 Direct Losses Incurred	7 Direct Losses Unpaid	8 Direct Defense and Cost Containment Expense Paid	9 Direct Defense and Cost Containment Expense Incurred	10 Direct Defense and Cost Containment Expense Unpaid	11 Commissions and Brokerage Expenses	12 Taxes, Licenses and Fees
	1 Direct Premiums Written	2 Direct Premiums Earned										
1. Fire												
2.1 Allied lines												
2.2 Multiple peril crop												
2.3 Federal flood												
3. Farmowners multiple peril												
4. Homeowners multiple peril												
5.1 Commercial multiple peril (non-liability portion)												
5.2 Commercial multiple peril (liability portion)												
6. Mortgage guaranty												
8. Ocean marine												
9. Inland marine												
10. Financial guaranty												
11. Medical professional liability												
12. Earthquake												
13. Group accident and health (b)												
14. Credit A and H (group and individual)												
15.1 Collectively renewable A and H (b)												
15.2 Non-cancelable A and H (b)												
15.3 Guaranteed renewable A and H (b)												
15.4 Non-renewable for stated reasons only (b)												
15.5 Other accident only												
15.6 Medicare Title XVIII exempt from state taxes or fees												
15.7 All other A and H (b)												
15.8 Federal employees health benefits program premium (b)												
16. Workers' compensation												
17.1 Other liability - occurrence												
17.2 Other liability - claims-made												
17.3 Excess workers' compensation												
18. Products liability												
19.1 Private passenger auto no-fault (personal injury protection)												
19.2 Other private passenger auto liability												
19.3 Commercial auto no-fault (personal injury protection)												
19.4 Other commercial auto liability												
21.1 Private passenger auto physical damage												
21.2 Commercial auto physical damage												
22. Aircraft (all perils)												
23. Fidelity												
24. Surety												
26. Burglary and theft												
27. Boiler and machinery												
28. Credit												
30. Warranty												
34. Aggregate write-ins for other lines of business												
35. TOTALS (a)												
<b>NONE</b>												
<b>DETAILS OF WRITE-INS</b>												
3401.												
3402.												
3403.												
3498. Summary of remaining write-ins for Line 34 from overflow page												
3499. Totals (Line 3401 through Line 3403 plus Line 3498) (Line 34 above)												

190T

(a) Finance and service charges not included in Line 1 to Line 35 \$ .....  
 (b) For health business on indicated lines report: Number of persons insured under PPO managed care products ..... and number of persons insured under indemnity only products .....



**EXHIBIT OF PREMIUMS AND LOSSES (Statutory Page 14)**  
**BUSINESS IN THE STATE OF GRAND TOTAL DURING THE YEAR 2012**

Line of Business	Gross Premiums, Including Policy and Membership Fees, Less Return Premiums and Premiums on Policies not Taken		3 Dividends Paid or Credited to Policyholders on Direct Business	4 Direct Unearned Premium Reserves	5 Direct Losses Paid (deducting salvage)	6 Direct Losses Incurred	7 Direct Losses Unpaid	8 Direct Defense and Cost Containment Expense Paid	9 Direct Defense and Cost Containment Expense Incurred	10 Direct Defense and Cost Containment Expense Unpaid	11 Commissions and Brokerage Expenses	12 Taxes, Licenses and Fees
	1 Direct Premiums Written	2 Direct Premiums Earned										
1. Fire												
2.1 Allied lines												
2.2 Multiple peril crop												
2.3 Federal flood												
3. Farmowners multiple peril												
4. Homeowners multiple peril												
5.1 Commercial multiple peril (non-liability portion)												
5.2 Commercial multiple peril (liability portion)												
6. Mortgage guaranty												
8. Ocean marine												
9. Inland marine	50,279,457	39,416,829		66,458,296	14,662,231	14,518,847	3,748,926	1,120,761	1,136,592	104,428	10,273,030	1,199,325
10. Financial guaranty												
11. Medical professional liability												
12. Earthquake												
13. Group accident and health (b)												
14. Credit A and H (group and individual)												
15.1 Collectively renewable A and H (b)												
15.2 Non-cancelable A and H (b)												
15.3 Guaranteed renewable A and H (b)												
15.4 Non-renewable for stated reasons only (b)												
15.5 Other accident only												
15.6 Medicare Title XVIII exempt from state taxes or fees												
15.7 All other A and H (b)												
15.8 Federal employees health benefits program premium (b)												
16. Workers' compensation												
17.1 Other liability - occurrence	1,309,472	226,987		2,370,678	65,788	79,882	59,380		(73)		56,749	33,874
17.2 Other liability - claims-made												
17.3 Excess workers' compensation												
18. Products liability												
19.1 Private passenger auto no-fault (personal injury protection)												
19.2 Other private passenger auto liability												
19.3 Commercial auto no-fault (personal injury protection)												
19.4 Other commercial auto liability												
21.1 Private passenger auto physical damage												
21.2 Commercial auto physical damage	4,211,008	2,103,502		4,230,809	462,285	641,730	428,617	35,958	49,583	14,273	747,562	128,340
22. Aircraft (all perils)												
23. Fidelity												
24. Surety	10,108,959	10,302,209		2,197,463	9,450	(44,098)	2,470,526				3,480,331	308,136
26. Burglary and theft												
27. Boiler and machinery												
28. Credit	15,893,056	11,574,829		19,834,558	2,881,808	3,078,231	3,266,232	85,155	73,532	33,801	4,498,183	470,603
30. Warranty	39,276	51,207		70,575	18,312		819					1,197
34. Aggregate write-ins for other lines of business	21,738,468	19,197,127		21,919,189	9,511,061	8,492,688	3,840,731	263,114	262,031	596	5,673,870	606,777
35. TOTALS (a)	103,579,696	82,872,690		117,081,568	27,610,935	26,768,099	13,870,876	1,504,988	1,521,665	153,098	24,729,725	2,748,252
<b>DETAILS OF WRITE-INS</b>												
3401. COLLATERAL PROTECTION	11,604,317	10,046,236		12,502,871	6,626,868	5,862,047	1,617,091	261,614	261,614		2,761,203	356,987
3402. EXCESS OF LOSS	2,336,387	2,357,770		132,722	1,331,766	1,136,641	680,875				680,615	71,257
3403. GAP	7,797,764	6,793,121		9,283,596	1,552,427	1,494,000	1,542,765	1,500	417	596	2,232,052	178,533
3498. Summary of remaining write-ins for Line 34 from overflow page												
3499. Totals (Line 3401 through Line 3403 plus Line 3498) (Line 34 above)	21,738,468	19,197,127		21,919,189	9,511,061	8,492,688	3,840,731	263,114	262,031	596	5,673,870	606,777

19GT

(a) Finance and service charges not included in Line 1 to Line 35 \$ .....  
 (b) For health business on indicated lines report: Number of persons insured under PPO managed care products ..... and number of persons insured under indemnity only products .....

ANNUAL STATEMENT FOR THE YEAR 2012 OF THE OHIO INDEMNITY COMPANY

**SCHEDULE F - PART 1**

Assumed Reinsurance as of December 31, Current Year (000 Omitted)

1 Federal ID Number	2 NAIC Company Code	3 Name of Reinsured	4 Domiciliary Jurisdiction	5 Assumed Premium	Reinsurance On		8 Column 6 plus Column 7	9 Contingent Commissions Payable	10 Assumed Premiums Receivable	11 Unearned Premium	12 Funds Held By or Deposited With Reinsured Companies	13 Letters of Credit Posted	14 Amount of Assets Pledged or Compensating Balances to Secure Letters of Credit	15 Amount of Assets Pledged or Collateral Held in Trust
					6 Paid Losses and Loss Adjustment Expenses	7 Known Case Losses and LAE								
Other U.S. Unaffiliated Insurers														
87-0363183	39551	CONTINENTAL HERITAGE INS CO	FL	18					1		9			
36-2467238	12750	EVERGREEN NATL IND CO	OH	5,143					480		2,074			
76-0128873	13307	LEXON INS CO	TX	44							21			
20-8251511	12870	SENTRUITY CAS CO	TX	4,292		77	77	279			3,401			
0599999		- Subtotal - Other U.S. Unaffiliated Insurers		9,497		77	77	279	481		5,505			
9999999		- TOTAL - Schedule F, Part 1		9,497		77	77	279	481		5,505			

**Page 21**

Sch. F, Pt. 2, Premium Portfolio Reinsurance Effected or Canceled

**NONE**

ANNUAL STATEMENT FOR THE YEAR 2012 OF THE OHIO INDEMNITY COMPANY

**SCHEDULE F - PART 3**

Ceded Reinsurance as of December 31, Current Year (000 Omitted)

1 Federal ID Number	2 NAIC Company Code	3 Name of Reinsurer	4 Domiciliary Jurisdiction	5 Reinsurance Contracts Ceding 75% or More of Direct Premiums Written	6 Reinsurance Premiums Ceded	Reinsurance Recoverable On									Reinsurance Payable		18 Net Amount Recoverable From Reinsurers Columns 15 - (16 + 17)	19 Funds Held by Company Under Reinsurance Treaties		
						7 Paid Losses	8 Paid LAE	9 Known Case Loss Reserves	10 Known Case LAE Reserves	11 IBNR Loss Reserves	12 IBNR LAE Reserves	13 Unearned Premiums	14 Contingent Commissions	15 Column 7 through Column 14 Totals	16 Ceded Balances Payable	17 Other Amounts Due to Reinsurers				
Authorized - Other U.S. Unaffiliated Insurers																				
36-2467238	12750	EVERGREEN NATL IND CO	OH		2,650					1,554					1,165		2,719	383	2,336	
0599999 - Subtotal - Authorized - Other U.S. Unaffiliated Insurers					2,650					1,554					1,165		2,719	383	2,336	
0999999 - Total - Authorized					2,650					1,554					1,165		2,719	383	2,336	
Unauthorized - Other U.S. Unaffiliated Insurers																				
20-0867830	12074	KUBOTA INS CORP	HI	2	44,699	865	80	411		1,984	104	63,934		67,378	2,016		65,362		388	
20-1654390	00000	NEW WORLD RE	NV	2	4,913	407		37		1,271	13	7,026		8,754	705		8,049			
20-5311574	00000	NORTHSTAR INSURANCE, INC.	NV		145	3				4		213		220	28		192		221	
20-5357630	00000	PROCYON INSURANCE, INC.	NV		145	3				4		213		220	28		192		221	
20-5311647	00000	SEMINOLE INSURANCE, INC.	NV		144	3				3		213		219	28		191		221	
20-5311602	00000	SOUTHSTAR INSURANCE, INC.	NV		144	4				3		214		221	28		193		221	
1499998 - Other U.S. Unaffiliated Insurers (Under \$100,000)																				5
1499999 - Subtotal - Unauthorized - Other U.S. Unaffiliated Insurers					50,190	1,285	80	448		3,269	117	71,813		77,012	2,833		74,179		1,277	
Unauthorized - Other Non-U.S. Insurers																				
38-3773191	00000	AMERICAN RISK SERVICES REINS. CO. LTD	TCA		306	268	3	15		41				327	276		51		75	
66-0605384	00000	ERAMARK CASUALTY & INDEMNITY LIMITED	VI		171	13		3		4				20	37		(17)		25	
1799999 - Subtotal - Unauthorized - Other Non-U.S. Insurers					477	281	3	18		45				347	313		34		100	
1899999 - Total - Unauthorized					50,667	1,566	83	466		3,314	117	71,813		77,359	3,146		74,213		1,377	

NOTE: A. Report the five largest provisional commission rates included in the cedant's reinsurance treaties. The commission rate to be reported is by contract with ceded premium in excess of \$50,000:

1 Name of Reinsurer	2 Commission Rate	3 Ceded Premium
1) Eramark Casualty and Indemnity Limited	51.000	171
2) Evergreen National Indemnity Company	50.000	2,650
3) New World Re	15.000	4,913
4) Northstar Insurance Inc.	11.750	145
5) Procyon Insurance Inc.	11.750	145

B. Report the five largest reinsurance recoverables reported in Column 15, due from any one reinsurer (based on the total recoverables, Line 9999999, Column 15), the amount of ceded premium, and indicate whether the recoverables are due from an affiliated insurer.

1 Name of Reinsurer	2 Total Recoverables	3 Ceded Premium	4 Affiliated
1) Kubota Insurance Corporation	67,378	44,669	Yes ( ) No (X)
2) New World Re	8,757	4,913	Yes ( ) No (X)
3) Evergreen National Indemnity Company	2,719	2,650	Yes ( ) No (X)
4) American Risk Services Reins. Co. LTD	327	306	Yes ( ) No (X)
5) Southstar Insurance Inc.	221	144	Yes ( ) No (X)

ANNUAL STATEMENT FOR THE YEAR 2012 OF THE OHIO INDEMNITY COMPANY

**SCHEDULE F - PART 3**

Ceded Reinsurance as of December 31, Current Year (000 Omitted)

1 Federal ID Number	2 NAIC Company Code	3 Name of Reinsurer	4 Domiciliary Jurisdiction	5 Reinsurance Contracts Ceding 75% or More of Direct Premiums Written	6 Reinsurance Premiums Ceded	Reinsurance Recoverable On									Reinsurance Payable		18 Net Amount Recoverable From Reinsurers Columns 15 - (16 + 17)	19 Funds Held by Company Under Reinsurance Treaties
						7 Paid Losses	8 Paid LAE	9 Known Case Loss Reserves	10 Known Case LAE Reserves	11 IBNR Loss Reserves	12 IBNR LAE Reserves	13 Unearned Premiums	14 Contingent Commissions	15 Column 7 through Column 14 Totals	16 Ceded Balances Payable	17 Other Amounts Due to Reinsurers		
2899999 - Total - Authorized, Unauthorized and Certified .....					53,317	1,566	83	466		4,868	117	72,978		80,078	3,529		76,549	1,377
9999999 - TOTAL - Schedule F, Part 3 .....					53,317	1,566	83	466		4,868	117	72,978		80,078	3,529		76,549	1,377

ANNUAL STATEMENT FOR THE YEAR 2012 OF THE OHIO INDEMNITY COMPANY

**SCHEDULE F - PART 4**

Aging of Ceded Reinsurance as of December 31, Current Year (000 Omitted)

1 Federal ID Number	2 NAIC Company Code	3 Name of Reinsurer	4 Domiciliary Jurisdiction	Reinsurance Recoverable on Paid Losses and Paid Loss Adjustment Expenses						12 Percentage Overdue Column 10 divided by Column 11	13 Percentage more Than 120 Days Overdue Column 9 divided by Column 11
				5 Current	Overdue				11 Total Due Column 5 plus Column 10		
					6 1 to 29 Days	7 30 - 90 Days	8 91 - 120 Days	9 Over 120 Days			
Unauthorized - Other U. S. Unaffiliated Insurers											
20-0867830	12074	KUBOTA INS CORP	HI	945						945	
20-1654390	00000	NEW WORLD RE	NV	407						407	
20-5311574	00000	NORTHSTAR INSURANCE INC.	NV	3						3	
20-5357630	00000	PROCYON INSURANCE INC.	NV	3						3	
20-5311647	00000	SEMINOLE INSURANCE INC.	NV	3						3	
20-5311602	00000	SOUTHSTAR INSURANCE INC.	NV	4						4	
1499999		Subtotal - Unauthorized - Other U. S. Unaffiliated Insurers		1,365						1,365	
Unauthorized - Other Non-U. S. Insurers											
38-3773191	00000	AMERICAN RISK SERVICES INC.	TCA	159	112				112	271	41.328
66-0605384	00000	ERAMARK CASUALTY & INDEMNITY LIMITED	VI	13						13	
1799999		Subtotal - Unauthorized - Other Non-U. S. Insurers		172	112				112	284	39.437
1899999		Total - Unauthorized		1,537	112				112	1,649	6.792
2899999		Total - Authorized, Unauthorized and Certified		1,537	112				112	1,649	6.792
9999999		TOTAL - Schedule F, Part 4		1,537	112				112	1,649	6.792

ANNUAL STATEMENT FOR THE YEAR 2012 OF THE OHIO INDEMNITY COMPANY

**SCHEDULE F - PART 5**

Provision for Unauthorized Reinsurance as of December 31, Current Year (000 Omitted)

1 Federal ID Number	2 NAIC Company Code	3 Name of Reinsurer	4 Domiciliary Jurisdiction	5 Reinsurance Recoverable all Items Schedule F Part 3, Column 15	6 Funds Held By Company Under Reinsurance Treaties	7 Letters of Credit	Letter of Credit Issuing or Confirming Bank (a)			11 Ceded Balances Payable	12 Miscellaneous Balances	13 Other Allowed Offset Items	14 Columns 6+7+11+12+13 but not in excess of Column 5	15 Subtotal Column 5 minus Column 14	16 Recoverable Paid Losses & LAE Expenses Over 90 Days past Due not in Dispute	17 20% of Amount in Column 16	18 Smaller of Column 14 or Column 17	19 Smaller of Column 14 or 20% of Amount in Dispute Included in Column 5	20 Total Provision for Unauthorized Reinsurance Smaller of Column 5 or Columns 15 + 18 + 19
							8 Assoc (ABA) Routing Number	9 Letter of Credit Code	10 Bank Name										
Other U. S. Unaffiliated Insurers																			
20-0867830	12074	KUBOTA INS CORP	HI	67,378	388	67,025	122041594	1	Sumitomo Mitsui Banking Corp.	2,016			67,378						
20-1654390	00000	NEW WORLD RE	NV	8,754		8,500	026009593	1	Bank of America, N.A.	705			8,754						
20-5311574	00000	NORTHSTAR INSURANCE INC.	NV	220	221					28			220						
20-5357630	00000	PROCYON INSURANCE INC.	NV	220	221					28			220						
20-5311647	00000	SEMINOLE INSURANCE INC.	NV	219	221					28			219						
20-5311602	00000	SOUTHSTAR INSURANCE INC.	NV	221	221					28			221						
38-2833988	00000	MARATHON FINANCIAL INSURANCE CO INC.	SC		5														
0599999 - Subtotal Other U. S. Unaffiliated Insurers				77,012	1,277	75,525				2,833			77,012						
Other Non-U. S. Insurers																			
38-3773191	00000	AMERICAN RISK SERVICES INC	TCA	327	75					276			327						
66-0605384	00000	ERAMARK CASUALTY & INDEMNITY LIMITED	VI	20	25					37			20						
0899999 - Subtotal Other Non-U. S. Insurers				347	100					313			347						
0999999 - Total Affiliates and Others				77,359	1,377	75,525				3,146			77,359						
9999999 - TOTAL - Schedule F, Part 5				77,359	1,377	75,525				3,146			77,359						

1. Amounts in dispute totaling \$ ..... are included in Column 5.  
 2. Amounts in dispute totaling \$ ..... are excluded from Column 16.

(a)

Code	American Bankers Association (ABA) Routing Number	Bank Name
------	---	-----------

9999999 - Bank Footnote

**Page 25, 26**

Sch. F, Pt. 6 Sn. 1, Provision for Reinsurance Ceded  
**NONE**

Sch. F, Pt. 6 Sn. 1, Bank Footnote  
**NONE**

**Page 27**

Sch. F, Pt. 6 Sn. 2, Provision for Overdue Reinsurance Ceded  
**NONE**

**Page 28**

Sch. F, Pt. 7, Provision for Overdue Authorized Reinsurance  
**NONE**

ANNUAL STATEMENT FOR THE YEAR 2012 OF THE OHIO INDEMNITY COMPANY

**SCHEDULE F - PART 8**

Provision for Overdue Reinsurance as of December 31, Current Year

1 Federal ID Number	2 NAIC Company Code	3 Name of Reinsurer	4 Reinsurance Recoverable All Items	5 Funds Held By Company Under Reinsurance Treaties	6 Letters of Credit	7 Ceded Balances Payable	8 Other Miscellaneous Balances	9 Other Allowed Offset Items	10 Sum of Column 5 through Column 9 but not in Excess of Column 4	11 Column 4 minus Column 10	12 Greater of Column 11 or Schedule F - Part 4 Column 8 plus Column 9
38-3773191	00000	AMERICAN RISK SERVICES REINS. CO. LTD	327,000	75,000		276,000			327,000		
66-0605384	00000	ERAMARK CASUALTY & INDEMNITY LIMITED	20,000	25,000		37,000			20,000		
20-0867830	12074	KUBOTA INS CORP	67,378,000	388,000	67,025,000	2,016,000			67,378,000		
20-1654390	00000	NEW WORLD RE	8,754,000		8,500,000	705,000			8,754,000		
20-5311574	00000	NORTHSTAR INSURANCE, INC.	220,000	221,000		28,000			220,000		
20-5357630	00000	PROCYON INSURANCE, INC.	220,000	221,000		28,000			220,000		
20-5311647	00000	SEMINOLE INSURANCE, INC.	219,000	221,000		28,000			219,000		
20-5311602	00000	SOUTHSTAR INSURANCE, INC.	221,000	221,000		28,000			221,000		
38-2833988	00000	MARATHON FINANCIAL INSURANCE CO. INC.		5,000							
9999999 - TOTALS			77,359,000	1,377,000	75,525,000	3,146,000			77,359,000		

1. Total .....
2. Line 1 x .20 .....
3. Schedule F - Part 7 Column 11 .....
4. Provision for Overdue Authorized Reinsurance (Line 2 plus Line 3) .....
5. Provision for Unauthorized Reinsurance (Schedule F - Part 5, Column 20 x 1000) .....
6. Provision for Reinsurance Ceded to Certified Reinsurers (Schedule F, Part 6, Section 1, Col. 23 x 1000) .....
7. Provision for Overdue Reinsurance Ceded to Certified Reinsurers (Schedule F, Part 6 Section 2, Col. 15 x 1000) .....
8. Provision for Reinsurance (sum Lines 4 + 5 + 6 + 7) (Enter this amount on Page 3, Line 16) .....

**SCHEDULE F - PART 9**

Restatement of Balance Sheet to Identify Net Credit for Reinsurance

	1 As Reported (Net of Ceded)	2 Restatement Adjustments	3 Restated (Gross of Ceded)
<b>ASSETS</b> (Page 2, Column 3)			
1. Cash and invested assets (Line 12) .....	109,767,763		109,767,763
2. Premiums and considerations (Line 15) .....	5,468,214		5,468,214
3. Reinsurance recoverable on loss and loss adjustment expense payments (Line 16.1) .....	1,649,023	(1,649,023)	
4. Funds held by or deposited with reinsured companies (Line 16.2) .....			
5. Other assets .....	4,178,430		4,178,430
6. Net amount recoverable from reinsurers .....		75,393,908	75,393,908
7. Protected cell assets (Line 27) .....			
8. Totals (Line 28) .....	121,063,430	73,744,885	194,808,315
<b>LIABILITIES</b> (Page 3)			
9. Losses and loss adjustment expenses (Line 1 through Line 3) .....	11,459,888	5,464,879	16,924,767
10. Taxes, expenses, and other obligations (Line 4 through Line 8) .....	5,688,131		5,688,131
11. Unearned premiums (Line 9) .....	41,692,397	73,185,262	114,877,659
12. Advance premiums (Line 10) .....			
13. Dividends declared and unpaid (Line 11.1 and Line 11.2) .....			
14. Ceded reinsurance premiums payable (net of ceding commissions) (Line 12) .....	3,528,679	(3,528,679)	
15. Funds held by company under reinsurance treaties (Line 13) .....	1,376,577	(1,376,577)	
16. Amounts withheld or retained by company for account of others (Line 14) .....	4,214,750		4,214,750
17. Provision for reinsurance (Line 16) .....			
18. Other liabilities .....	7,914,450		7,914,450
19. Total liabilities excluding protected cell business (Line 26) .....	75,874,872	73,744,885	149,619,757
20. Protected cell liabilities (Line 27) .....			
21. Surplus as regards policyholders (Line 37) .....	45,188,558	X X X	45,188,558
22. Totals (Line 38) .....	121,063,430	73,744,885	194,808,315

NOTE: Is the restatement of this exhibit the result of grossing up balances ceded to affiliates under 100 percent reinsurance or pooling arrangements?

Yes ( ) No (X)

If yes, give full explanation:

.....

.....

.....

.....

.....

.....

**Page 31**

Sch. H, Accident and Health Exhibit, Part 1  
**NONE**

**Page 32**

Sch. H, Accident and Health Exhibit, Part 2  
**NONE**

Sch. H, Accident and Health Exhibit, Part 3  
**NONE**

Sch. H, Accident and Health Exhibit, Part 4  
**NONE**

**Page 33**

Schedule H, Part 5, Health Claims  
**NONE**

**Page 36**

Sch. P, Pt. 1A, Homeowners/Farmowners

**NONE**

**Page 37**

Sch. P, Pt. 1B, Private Passenger Auto Liability/Medical

**NONE**

**Page 38**

Sch. P, Pt. 1C, Commercial Auto/Truck Liability/Medical

**NONE**

**Page 39**

Sch. P, Pt. 1D, Workers' Compensation

**NONE**

**Page 40**

Sch. P, Pt. 1E, Commercial Multiple Peril

**NONE**

**Page 41**

Sch P, Pt. 1F, Sn. 1, Medical Professional Liability, Occurrence

**NONE**

**Page 42**

Sch P, Pt. 1F, Sn. 2, Medical Professional Liability Claims Made

**NONE**

**Page 43**

Sch. P, Pt. 1G, Special Liability

**NONE**

**SCHEDULE P - PART 1H - SECTION 1  
OTHER LIABILITY - OCCURRENCE**

(\$000 Omitted)

Years in Which Premiums Were Earned and Losses Were Incurred	Premiums Earned			Loss and Loss Expense Payments								12 Number of Claims Reported - Direct and Assumed
	1 Direct and Assumed	2 Ceded	3 Net (Columns 1 - 2)	Loss Payments		Defense and Cost Containment Payments		Adjusting and Other Payments		10 Salvage and Subrogation Received	11 Total Net Paid (Columns 4 - 5 + 6 - 7 + 8 - 9)	
				4 Direct and Assumed	5 Ceded	6 Direct and Assumed	7 Ceded	8 Direct and Assumed	9 Ceded			
1. Prior	X X X	X X X	X X X									X X X
2. 2003	52,638	16,624	36,014	31,192	6,549	846	226	162		696	25,425	
3. 2004	42,783	10,456	32,327	25,935	3,912	968	64	275		514	23,202	
4. 2005	34,807	2,765	32,042	21,826	2,612	737	29	165		597	20,087	
5. 2006	35,887	4,714	31,173	20,143	2,617	921	11	267		724	18,703	1
6. 2007	35,395	7,068	28,327	21,151	3,928	1,243	25	339		1,180	18,780	1
7. 2008	33,211	6,469	26,742	21,418	3,866	707	19	250		458	18,490	12
8. 2009	23,508	7,148	16,360	16,939	1,416	277	(1)	182		261	15,983	11
9. 2010	23,487	2,670	20,817	11,669	1,034	313	(1)	172		409	11,121	1,023
10. 2011	22,621	3,072	19,549	8,207	743	274	(1)	145		304	7,884	1,063
11. 2012	20,315	2,863	17,452	4,293	828	200		124		185	3,789	2,344
12. Totals	X X X	X X X	X X X	182,773	27,505	6,486	371	2,081		5,328	163,464	X X X

	Losses Unpaid				Defense and Cost Containment Unpaid				Adjusting and Other Unpaid		23 Salvage and Subrogation Anticipated	24 Total Net Losses and Expenses Unpaid	25 Number of Claims Outstanding - Direct & Assumed
	Case Basis		Bulk + IBNR		Case Basis		Bulk + IBNR		21 Direct and Assumed	22 Ceded			
	13 Direct and Assumed	14 Ceded	15 Direct and Assumed	16 Ceded	17 Direct and Assumed	18 Ceded	19 Direct and Assumed	20 Ceded					
1.													
2.													
3.													
4.													
5.													
6.													
7.													
8.													
9.													
10.	3		418	52							12	369	
11.	257	33	3,364	618			1		41		50	3,012	129
12.	260	33	3,782	670			1		41		62	3,381	129

	Total Losses and Loss Expenses Incurred			Loss and Loss Expense Percentage (Incurred/Premiums Earned)			Nontabular Discount		34 Inter-Company Pooling Participation Percentage	Net Balance Sheet Reserves After Discount	
	26 Direct and Assumed	27 Ceded	28 Net	29 Direct and Assumed	30 Ceded	31 Net	32 Loss	33 Loss Expense		35 Losses Unpaid	36 Loss Expenses Unpaid
1.	X X X	X X X	X X X	X X X	X X X	X X X			X X X		
2.	32,200	6,775	25,425	61.2	40.8	70.6					
3.	27,178	3,976	23,202	63.5	38.0	71.8					
4.	22,728	2,641	20,087	65.3	95.5	62.7					
5.	21,331	2,628	18,703	59.4	55.7	60.0					
6.	22,733	3,953	18,780	64.2	55.9	66.3					
7.	22,375	3,885	18,490	67.4	60.1	69.1					
8.	17,398	1,415	15,983	74.0	19.8	97.7					
9.	12,154	1,033	11,121	51.7	38.7	53.4					
10.	9,047	794	8,253	40.0	25.8	42.2				369	
11.	8,280	1,479	6,801	40.8	51.7	39.0				2,970	42
12.	X X X	X X X	X X X	X X X	X X X	X X X			X X X	3,339	42

**Page 45**

Sch. P, Pt. 1H, Sn. 2, Other Liability, Claims Made

**NONE**

**SCHEDULE P - PART 11 - SPECIAL PROPERTY (FIRE, ALLIED LINES, INLAND MARINE, EARTHQUAKE, BURGLARY AND THEFT)**

(\$000 Omitted)

Years in Which Premiums Were Earned and Losses Were Incurred	Premiums Earned			Loss and Loss Expense Payments								12 Number of Claims Reported - Direct and Assumed
	1 Direct and Assumed	2 Ceded	3 Net (Columns 1 - 2)	Loss Payments		Defense and Cost Containment Payments		Adjusting and Other Payments		10 Salvage and Subrogation Received	11 Total Net Paid (Columns 4 - 5 + 6 - 7 + 8 - 9)	
				4 Direct and Assumed	5 Ceded	6 Direct and Assumed	7 Ceded	8 Direct and Assumed	9 Ceded			
1. Prior	XXX	XXX	XXX	(53)	16	27	1			69	(43)	XXX
2. 2011	32,941	28,450	4,491	11,370	10,663	976	679	227		151	1,231	XXX
3. 2012	39,417	34,243	5,174	13,584	12,555	912	764	254		50	1,431	XXX
4. Totals	XXX	XXX	XXX	24,901	23,234	1,915	1,444	481		270	2,619	XXX

	Losses Unpaid				Defense and Cost Containment Unpaid				Adjusting and Other Unpaid		23 Salvage and Subrogation Anticipated	24 Total Net Losses and Expenses Unpaid	25 Number of Claims Outstanding - Direct & Assumed
	Case Basis		Bulk + IBNR		Case Basis		Bulk + IBNR		21 Direct and Assumed	22 Ceded			
	13 Direct and Assumed	14 Ceded	15 Direct and Assumed	16 Ceded	17 Direct and Assumed	18 Ceded	19 Direct and Assumed	20 Ceded					
1.			269	24							9	247	1
2.	24	22									69	1,187	142
3.	529	392	2,927	1,959			104	104	82				
4.	553	414	3,196	1,983			104	104	82		78	1,434	143

	Total Losses and Loss Expenses Incurred			Loss and Loss Expense Percentage (Incurred/Premiums Earned)			Nontabular Discount		34 Inter-Company Pooling Participation Percentage	Net Balance Sheet Reserves After Discount	
	26 Direct and Assumed	27 Ceded	28 Net	29 Direct and Assumed	30 Ceded	31 Net	32 Loss	33 Loss Expense		35 Losses Unpaid	36 Loss Expenses Unpaid
1.	XXX	XXX	XXX	XXX	XXX	XXX			XXX		
2.	12,866	11,388	1,478	39.1	40.0	32.9				247	
3.	18,392	15,774	2,618	46.7	46.1	50.6				1,105	82
4.	XXX	XXX	XXX	XXX	XXX	XXX			XXX	1,352	82

**ANNUAL STATEMENT FOR THE YEAR 2012 OF THE OHIO INDEMNITY COMPANY**  
**SCHEDULE P - PART 1J - AUTO PHYSICAL DAMAGE**

(\$000 Omitted)

Years in Which Premiums Were Earned and Losses Were Incurred	Premiums Earned			Loss and Loss Expense Payments							12 Number of Claims Reported - Direct and Assumed	
	1 Direct and Assumed	2 Ceded	3 Net (Columns 1 - 2)	Loss Payments		Defense and Cost Containment Payments		Adjusting and Other Payments		10 Salvage and Subrogation Received		11 Total Net Paid (Cols 4 - 5 + 6 - 7 + 8 - 9)
				4 Direct and Assumed	5 Ceded	6 Direct and Assumed	7 Ceded	8 Direct and Assumed	9 Ceded			
1. Prior .....	XXX	XXX	XXX									XXX
2. 2011 .....	2,141	44	2,097	201	8	35			12			240
3. 2012 .....	2,104	45	2,059	368	8	2			13			375
4. Totals .....	XXX	XXX	XXX	569	16	37			25			615

	Losses Unpaid				Defense and Cost Containment Unpaid				Adjusting and Other Unpaid		23 Salvage and Subrogation Anticipated	24 Total Net Losses and Expenses Unpaid	25 Number of Claims Outstanding - Direct & Assumed
	Case Basis		Bulk + IBNR		Case Basis		Bulk + IBNR		21 Direct and Assumed	22 Ceded			
	13 Direct and Assumed	14 Ceded	15 Direct and Assumed	16 Ceded	17 Direct and Assumed	18 Ceded	19 Direct and Assumed	20 Ceded					
1. ....													
2. ....			82									82	
3. ....	6		340	9			14	6	4		1	349	4
4. ....	6		422	9			14	6	4		1	431	4

	Total Losses and Loss Expenses Incurred			Loss and Loss Expense Percentage (Incurred/Premiums Earned)			Nontabular Discount		34 Inter-Company Pooling Participation Percentage	Net Balance Sheet Reserves After Discount	
	26 Direct and Assumed	27 Ceded	28 Net	29 Direct and Assumed	30 Ceded	31 Net	32 Loss	33 Loss Expense		35 Losses Unpaid	36 Loss Expenses Unpaid
1. ....	XXX	XXX	XXX	XXX	XXX	XXX			XXX		
2. ....	330	8	322	15.4	18.2	15.4				82	
3. ....	747	23	724	35.5	51.1	35.2				337	12
4. ....	XXX	XXX	XXX	XXX	XXX	XXX			XXX	419	12

ANNUAL STATEMENT FOR THE YEAR 2012 OF THE OHIO INDEMNITY COMPANY

**SCHEDULE P - PART 1K - FIDELITY / SURETY**

(\$000 Omitted)

Years in Which Premiums Were Earned and Losses Were Incurred	Premiums Earned			Loss and Loss Expense Payments							12 Number of Claims Reported - Direct and Assumed		
	1 Direct and Assumed	2 Ceded	3 Net (Columns 1 - 2)	Loss Payments		Defense and Cost Containment Payments		Adjusting and Other Payments		10 Salvage and Subrogation Received		11 Total Net Paid (Columns 4 - 5 + 6 - 7 + 8 - 9)	
				4 Direct and Assumed	5 Ceded	6 Direct and Assumed	7 Ceded	8 Direct and Assumed	9 Ceded				
1. Prior	XXX	XXX	XXX	(3)						3	(3)	XXX	
2. 2011	15,319	2,985	12,334	1,332					116			XXX	
3. 2012	15,492	2,785	12,707	9					96			XXX	
4. Totals	XXX	XXX	XXX	1,338					212		3	1,550	XXX

	Losses Unpaid				Defense and Cost Containment Unpaid				Adjusting and Other Unpaid		23 Salvage and Subrogation Anticipated	24 Total Net Losses and Expenses Unpaid	25 Number of Claims Outstanding - Direct & Assumed
	Case Basis		Bulk + IBNR		Case Basis		Bulk + IBNR		21 Direct and Assumed	22 Ceded			
	13 Direct and Assumed	14 Ceded	15 Direct and Assumed	16 Ceded	17 Direct and Assumed	18 Ceded	19 Direct and Assumed	20 Ceded					
1.			2,067	679								1,388	
2.			1,576	540								1,036	
3.			1,322	336					21			1,007	43
4.			4,965	1,555					21			3,431	43

	Total Losses and Loss Expenses Incurred			Loss and Loss Expense Percentage (Incurred/Premiums Earned)			Nontabular Discount		34 Inter-Company Pooling Participation Percentage	Net Balance Sheet Reserves After Discount	
	26 Direct and Assumed	27 Ceded	28 Net	29 Direct and Assumed	30 Ceded	31 Net	32 Loss	33 Loss Expense		35 Losses Unpaid	36 Loss Expenses Unpaid
2.	3,024	540	2,484	19.7	18.1	20.1				1,036	
3.	1,448	336	1,112	9.3	12.1	8.8				986	21
4.	XXX	XXX	XXX	XXX	XXX	XXX			XXX	3,410	21

ANNUAL STATEMENT FOR THE YEAR 2012 OF THE OHIO INDEMNITY COMPANY

**SCHEDULE P - PART 1L - OTHER  
(INCLUDING CREDIT, ACCIDENT AND HEALTH)**

(\$000 Omitted)

Years in Which Premiums Were Earned and Losses Were Incurred	Premiums Earned			Loss and Loss Expense Payments							12 Number of Claims Reported - Direct and Assumed	
	1 Direct and Assumed	2 Ceded	3 Net (Columns 1 - 2)	Loss Payments		Defense and Cost Containment Payments		Adjusting and Other Payments		10 Salvage and Subrogation Received		11 Total Net Paid (Columns 4 - 5 + 6 - 7 + 8 - 9)
				4 Direct and Assumed	5 Ceded	6 Direct and Assumed	7 Ceded	8 Direct and Assumed	9 Ceded			
1. Prior .....	XXX	XXX	XXX	10	4	2				23	8	XXX
2. 2011 .....	9,469	2,657	6,812	2,028	881	115			63	50	1,325	XXX
3. 2012 .....	11,575	3,002	8,573	2,625	835	55	2		76	30	1,919	XXX
4. Totals .....	XXX	XXX	XXX	4,663	1,720	172	2		139	103	3,252	XXX

	Losses Unpaid				Defense and Cost Containment Unpaid				Adjusting and Other Unpaid		23 Salvage and Subrogation Anticipated	24 Total Net Losses and Expenses Unpaid	25 Number of Claims Outstanding - Direct & Assumed
	Case Basis		Bulk + IBNR		Case Basis		Bulk + IBNR		21 Direct and Assumed	22 Ceded			
	13 Direct and Assumed	14 Ceded	15 Direct and Assumed	16 Ceded	17 Direct and Assumed	18 Ceded	19 Direct and Assumed	20 Ceded					
1. ....			573	122							5	451	
3. ....	427	22	2,348	528			34	6	24		26	2,277	168
4. ....	427	22	2,921	650			34	6	24		31	2,728	168

	Total Losses and Loss Expenses Incurred			Loss and Loss Expense Percentage (Incurred/Premiums Earned)			Nontabular Discount		34 Inter-Company Pooling Participation Percentage	Net Balance Sheet Reserves After Discount	
	26 Direct and Assumed	27 Ceded	28 Net	29 Direct and Assumed	30 Ceded	31 Net	32 Loss	33 Loss Expense		35 Losses Unpaid	36 Loss Expenses Unpaid
1. ....	XXX	XXX	XXX	XXX	XXX	XXX			XXX		
2. ....	2,779	1,003	1,776	29.3	37.7	26.1				451	
3. ....	5,589	1,393	4,196	48.3	46.4	48.9				2,225	52
4. ....	XXX	XXX	XXX	XXX	XXX	XXX			XXX	2,676	52

**Page 50**

Sch. P, Pt. 1M, International

**NONE**

**Page 51**

Sch. P, Pt. 1N, Reinsurance Property

**NONE**

**Page 52**

Sch. P, Pt. 1O, Reinsurance Liability

**NONE**

**Page 53**

Sch. P, Pt. 1P, Reinsurance Financial Lines

**NONE**

**Page 54**

Sch. P, Pt. 1R, Sn. 1, Products Liability, Occurrence

**NONE**

**Page 55**

Sch. P, Pt. 1R, Sn. 2, Products Liability, Claims Made

**NONE**

**Page 56**

Sch. P, Pt. 1S, Financial Guaranty/Mortgage Guaranty

**NONE**

ANNUAL STATEMENT FOR THE YEAR 2012 OF THE OHIO INDEMNITY COMPANY

**SCHEDULE P - PART 1T - WARRANTY**

(\$000 Omitted)

Years in Which Premiums Were Earned and Losses Were Incurred	Premiums Earned			Loss and Loss Expense Payments								12 Number of Claims Reported - Direct and Assumed
	1 Direct and Assumed	2 Ceded	3 Net (Columns 1 - 2)	Loss Payments		Defense and Cost Containment Payments		Adjusting and Other Payments		10 Salvage and Subrogation Received	11 Total Net Paid (Columns 4 - 5 + 6 - 7 + 8 - 9)	
				4 Direct and Assumed	5 Ceded	6 Direct and Assumed	7 Ceded	8 Direct and Assumed	9 Ceded			
1. Prior	XXX	XXX	XXX									XXX
2. 2011	60	8	52	35						7	35	3
3. 2012	51	15	36	18							18	14
4. Totals	XXX	XXX	XXX	53						7	53	XXX

	Losses Unpaid				Defense and Cost Containment Unpaid				Adjusting and Other Unpaid		23 Salvage and Subrogation Anticipated	24 Total Net Losses and Expenses Unpaid	25 Number of Claims Outstanding - Direct & Assumed
	Case Basis		Bulk + IBNR		Case Basis		Bulk + IBNR		21 Direct and Assumed	22 Ceded			
	13 Direct and Assumed	14 Ceded	15 Direct and Assumed	16 Ceded	17 Direct and Assumed	18 Ceded	19 Direct and Assumed	20 Ceded					
1.													
2.													
3.			56									56	
4.			56									56	

	Total Losses and Loss Expenses Incurred			Loss and Loss Expense Percentage (Incurred/Premiums Earned)			Nontabular Discount		34 Inter-Company Pooling Participation Percentage	Net Balance Sheet Reserves After Discount	
	26 Direct and Assumed	27 Ceded	28 Net	29 Direct and Assumed	30 Ceded	31 Net	32 Loss	33 Loss Expense		35 Losses Unpaid	36 Loss Expenses Unpaid
1.	XXX	XXX	XXX	XXX	XXX	XXX			XXX		
2.	35		35	58.3		67.3					
3.	74		74	145.1		205.6				56	
4.	XXX	XXX	XXX	XXX	XXX	XXX			XXX	56	

**Page 58**

Sch. P, Pt. 2A, Homeowners/Farmowners  
**NONE**

Sch. P, Pt. 2B, Private Passenger Auto Liability/Medical  
**NONE**

Sch. P, Pt. 2C, Commercial Auto/Truck Liability/Medical  
**NONE**

Sch. P, Pt. 2D, Workers' Compensation  
**NONE**

Sch. P, Pt. 2E, Commercial Multiple Peril  
**NONE**

**SCHEDULE P - PART 2F - SECTION 1 -  
MEDICAL PROFESSIONAL LIABILITY - OCCURRENCE**

Years in Which Losses Were Incurred	INCURRED NET LOSSES AND DEFENSE AND COST CONTAINMENT EXPENSES REPORTED AT YEAR END ( \$000 OMITTED )										DEVELOPMENT	
	1 2003	2 2004	3 2005	4 2006	5 2007	6 2008	7 2009	8 2010	9 2011	10 2012	11 One Year	12 Two Year
1. Prior												
2. 2003												
3. 2004	XXX											
4. 2005	XXX	XXX										
5. 2006	XXX	XXX	XXX									
6. 2007	XXX	XXX	XXX									
7. 2008	XXX	XXX	XXX									
8. 2009	XXX	XXX	XXX									
9. 2010	XXX	XXX	XXX									
10. 2011	XXX	XXX	XXX									XXX
11. 2012	XXX	XXX	XXX						X		XXX	XXX
<b>NONE</b>												
12. Totals												

**SCHEDULE P - PART 2F - SECTION 2 -  
MEDICAL PROFESSIONAL LIABILITY - CLAIMS-MADE**

1. Prior												
2. 2003												
3. 2004	XXX											
4. 2005	XXX	XXX										
5. 2006	XXX	XXX	XXX									
6. 2007	XXX	XXX	XXX									
7. 2008	XXX	XXX	XXX									
8. 2009	XXX	XXX	XXX									
9. 2010	XXX	XXX	XXX									
10. 2011	XXX	XXX	XXX									XXX
11. 2012	XXX	XXX	XXX						X		XXX	XXX
<b>NONE</b>												
12. Totals												

**SCHEDULE P - PART 2G - SPECIAL LIABILITY (OCEAN MARINE, AIRCRAFT  
(ALL PERILS), BOILER AND MACHINERY)**

1. Prior												
2. 2003												
3. 2004	XXX											
4. 2005	XXX	XXX										
5. 2006	XXX	XXX	XXX									
6. 2007	XXX	XXX	XXX									
7. 2008	XXX	XXX	XXX									
8. 2009	XXX	XXX	XXX									
9. 2010	XXX	XXX	XXX									
10. 2011	XXX	XXX	XXX									XXX
11. 2012	XXX	XXX	XXX						X		XXX	XXX
<b>NONE</b>												
12. Totals												

**SCHEDULE P - PART 2H - SECTION 1 - OTHER LIABILITY - OCCURRENCE**

1. Prior												
2. 2003	28,679	25,230	25,286	25,257	25,263	25,263	25,263	25,263	25,263	25,263		
3. 2004	XXX	24,686	22,423	22,410	22,402	22,847	22,842	22,927	22,927	22,927		
4. 2005	XXX	XXX	20,485	19,936	19,917	19,926	19,929	19,921	19,922	19,922		1
5. 2006	XXX	XXX	XXX	19,299	18,452	18,447	18,430	18,437	18,436	18,436		(1)
6. 2007	XXX	XXX	XXX	XXX	20,501	18,452	18,421	18,433	18,443	18,441	(2)	8
7. 2008	XXX	XXX	XXX	XXX	XXX	19,898	18,221	18,214	18,232	18,240	8	26
8. 2009	XXX	XXX	XXX	XXX	XXX	XXX	14,693	15,057	15,974	15,801	(173)	744
9. 2010	XXX	XXX	XXX	XXX	XXX	XXX	XXX	11,215	9,457	10,949	1,492	(266)
10. 2011	XXX	XXX	XXX	XXX	XXX	XXX	XXX	XXX	9,747	8,106	(1,641)	XXX
11. 2012	XXX	XXX	XXX	XXX	XXX	XXX	XXX	XXX	XXX	6,637	XXX	XXX
12. Totals											(316)	512

**SCHEDULE P - PART 2H - SECTION 2 - OTHER LIABILITY - CLAIMS-MADE**

1. Prior												
2. 2003												
3. 2004	XXX											
4. 2005	XXX	XXX										
5. 2006	XXX	XXX	XXX									
6. 2007	XXX	XXX	XXX									
7. 2008	XXX	XXX	XXX									
8. 2009	XXX	XXX	XXX									
9. 2010	XXX	XXX	XXX									
10. 2011	XXX	XXX	XXX									XXX
11. 2012	XXX	XXX	XXX						X		XXX	XXX
<b>NONE</b>												
12. Totals												

**SCHEDULE P - PART 2I - SPECIAL PROPERTY (FIRE, ALLIED LINES, INLAND MARINE, EARTHQUAKE, BURGLARY, AND THEFT)**

Years in Which Losses Were Incurred	INCURRED NET LOSSES AND DEFENSE AND COST CONTAINMENT EXPENSES REPORTED AT YEAR END (\$000 OMITTED)										DEVELOPMENT	
	1 2003	2 2004	3 2005	4 2006	5 2007	6 2008	7 2009	8 2010	9 2011	10 2012	11 One Year	12 Two Year
1. Prior .....	XXX	XXX	XXX	XXX	XXX	XXX	XXX	40,483	39,885	39,841	(44)	(642)
2. 2011 .....	XXX	XXX	XXX	XXX	XXX	XXX	XXX	XXX	3,116	1,252	(1,864)	XXX
3. 2012 .....	XXX	XXX	XXX	XXX	XXX	XXX	XXX	XXX	XXX	2,282	XXX	XXX
4. Totals										(1,908)	(642)	

**SCHEDULE P - PART 2J - AUTO PHYSICAL DAMAGE**

1. Prior .....	XXX	XXX	XXX	XXX	XXX	XXX	XXX	1,391	1,111	1,111	(280)	
2. 2011 .....	XXX	XXX	XXX	XXX	XXX	XXX	XXX	XXX	353	310	(43)	XXX
3. 2012 .....	XXX	XXX	XXX	XXX	XXX	XXX	XXX	XXX	XXX	708	XXX	XXX
4. Totals										(43)	(280)	

**SCHEDULE P - PART 2K - FIDELITY, SURETY**

1. Prior .....	XXX	XXX	XXX	XXX	XXX	XXX	XXX	27,964	28,465	27,325	(1,140)	(639)
2. 2011 .....	XXX	XXX	XXX	XXX	XXX	XXX	XXX	XXX	1,137	2,369	1,232	XXX
3. 2012 .....	XXX	XXX	XXX	XXX	XXX	XXX	XXX	XXX	XXX	995	XXX	XXX
4. Totals										92	(639)	

**SCHEDULE P - PART 2L - OTHER (INCLUDING CREDIT, ACCIDENT AND HEALTH)**

1. Prior .....	XXX	XXX	XXX	XXX	XXX	XXX	XXX	19,961	18,905	18,914	9	(1,047)
2. 2011 .....	XXX	XXX	XXX	XXX	XXX	XXX	XXX	XXX	2,947	1,714	(1,233)	XXX
3. 2012 .....	XXX	XXX	XXX	XXX	XXX	XXX	XXX	XXX	XXX	4,095	XXX	XXX
4. Totals										(1,224)	(1,047)	

**SCHEDULE P - PART 2M - INTERNATIONAL**

1. Prior .....												
2. 2003 .....												
3. 2004 .....	XXX											
4. 2005 .....	XXX	XXX										
5. 2006 .....	XXX	XXX	XXX									
6. 2007 .....	XXX	XXX	XXX									
7. 2008 .....	XXX	XXX	XXX									
8. 2009 .....	XXX	XXX	XXX									
9. 2010 .....	XXX	XXX	XXX									
10. 2011 .....	XXX	XXX	XXX									XXX
11. 2012 .....	XXX	XXX	XXX							X	XXX	XXX
12. Totals												

**Page 61**

Sch. P, Pt. 2N, Reinsurance  
**NONE**

Sch. P, Pt. 2O, Reinsurance  
**NONE**

Sch. P, Pt. 2P, Reinsurance  
**NONE**



**Page 63**

Sch. P, Pt. 3A, Homeowners/Farmowners  
**NONE**

Sch. P, Pt. 3B, Private Passenger Auto Liability/Medical  
**NONE**

Sch. P, Pt. 3C, Commercial Auto/Truck Liability/Medical  
**NONE**

Sch. P, Pt. 3D, Workers' Compensation  
**NONE**

Sch. P, Pt. 3E, Commercial Multiple Peril  
**NONE**

**SCHEDULE P - PART 3F - SECTION 1 - MEDICAL PROFESSIONAL LIABILITY - OCCURRENCE**

Years in Which Losses Were Incurred	CUMULATIVE PAID NET LOSSES AND DEFENSE AND COST CONTAINMENT EXPENSES REPORTED AT YEAR END ( \$000 OMITTED )										11 Number of Claims Closed With Loss Payment	12 Number of Claims Closed Without Loss Payment	
	1 2003	2 2004	3 2005	4 2006	5 2007	6 2008	7 2009	8 2010	9 2011	10 2012			
1. Prior	0 0 0												
2. 2003													
3. 2004	XXX												
4. 2005	XXX	XXX											
5. 2006	XXX	XXX	XXX										
6. 2007	XXX	XXX	XXX										
7. 2008	XXX	XXX	XXX										
8. 2009	XXX	XXX	XXX										
9. 2010	XXX	XXX	XXX										
10. 2011	XXX	XXX	XXX										
11. 2012	XXX	XXX	XXX						XXX				

**NONE**

**SCHEDULE P - PART 3F - SECTION 2 - MEDICAL PROFESSIONAL LIABILITY - CLAIMS-MADE**

Years in Which Losses Were Incurred	CUMULATIVE PAID NET LOSSES AND DEFENSE AND COST CONTAINMENT EXPENSES REPORTED AT YEAR END ( \$000 OMITTED )										11 Number of Claims Closed With Loss Payment	12 Number of Claims Closed Without Loss Payment	
	1 2003	2 2004	3 2005	4 2006	5 2007	6 2008	7 2009	8 2010	9 2011	10 2012			
1. Prior	0 0 0												
2. 2003													
3. 2004	XXX												
4. 2005	XXX	XXX											
5. 2006	XXX	XXX	XXX										
6. 2007	XXX	XXX	XXX										
7. 2008	XXX	XXX	XXX										
8. 2009	XXX	XXX	XXX										
9. 2010	XXX	XXX	XXX										
10. 2011	XXX	XXX	XXX										
11. 2012	XXX	XXX	XXX						XXX				

**NONE**

**SCHEDULE P - PART 3G - SPECIAL LIABILITY (OCEAN MARINE, AIRCRAFT (ALL PERILS), BOILER AND MACHINERY)**

Years in Which Losses Were Incurred	CUMULATIVE PAID NET LOSSES AND DEFENSE AND COST CONTAINMENT EXPENSES REPORTED AT YEAR END ( \$000 OMITTED )										11 Number of Claims Closed With Loss Payment	12 Number of Claims Closed Without Loss Payment	
	1 2003	2 2004	3 2005	4 2006	5 2007	6 2008	7 2009	8 2010	9 2011	10 2012			
1. Prior	0 0 0											XXX	XXX
2. 2003												XXX	XXX
3. 2004	XXX											XXX	XXX
4. 2005	XXX	XXX										XXX	XXX
5. 2006	XXX	XXX	XXX									XXX	XXX
6. 2007	XXX	XXX	XXX									XXX	XXX
7. 2008	XXX	XXX	XXX									XXX	XXX
8. 2009	XXX	XXX	XXX									XXX	XXX
9. 2010	XXX	XXX	XXX									XXX	XXX
10. 2011	XXX	XXX	XXX									XXX	XXX
11. 2012	XXX	XXX	XXX						XXX			XXX	XXX

**NONE**

**SCHEDULE P - PART 3H - SECTION 1 - OTHER LIABILITY - OCCURRENCE**

Years in Which Losses Were Incurred	CUMULATIVE PAID NET LOSSES AND DEFENSE AND COST CONTAINMENT EXPENSES REPORTED AT YEAR END ( \$000 OMITTED )										11 Number of Claims Closed With Loss Payment	12 Number of Claims Closed Without Loss Payment	
	1 2003	2 2004	3 2005	4 2006	5 2007	6 2008	7 2009	8 2010	9 2011	10 2012			
1. Prior	0 0 0												
2. 2003	21,580												
3. 2004	XXX	24,587											
4. 2005	XXX	17,981	25,286										
5. 2006	XXX	XXX	21,459	21,421									
6. 2007	XXX	XXX	16,361	19,914	21,448								
7. 2008	XXX	XXX	19,111	19,910	19,910	25,263							
8. 2009	XXX	XXX	18,428	18,428	18,428	22,142	25,263						
9. 2010	XXX	XXX	15,554	18,753	18,753	19,926	19,927	25,263					
10. 2011	XXX	XXX	15,865	18,426	18,426	18,428	18,428	18,436	22,927	22,927	25,263		
11. 2012	XXX	XXX	19,219	18,144	18,213	18,213	18,213	18,436	18,432	18,432	18,436	1	
												1	
												10	1
												9	1
												902	113
												924	131
												208	326

**SCHEDULE P - PART 3H - SECTION 2 - OTHER LIABILITY - CLAIMS-MADE**

Years in Which Losses Were Incurred	CUMULATIVE PAID NET LOSSES AND DEFENSE AND COST CONTAINMENT EXPENSES REPORTED AT YEAR END ( \$000 OMITTED )										11 Number of Claims Closed With Loss Payment	12 Number of Claims Closed Without Loss Payment	
	1 2003	2 2004	3 2005	4 2006	5 2007	6 2008	7 2009	8 2010	9 2011	10 2012			
1. Prior	0 0 0												
2. 2003													
3. 2004	XXX												
4. 2005	XXX	XXX											
5. 2006	XXX	XXX	XXX										
6. 2007	XXX	XXX	XXX										
7. 2008	XXX	XXX	XXX										
8. 2009	XXX	XXX	XXX										
9. 2010	XXX	XXX	XXX										
10. 2011	XXX	XXX	XXX										
11. 2012	XXX	XXX	XXX						XXX				

**NONE**

**SCHEDULE P - PART 3I - SPECIAL PROPERTY (FIRE, ALLIED LINES, INLAND MARINE, EARTHQUAKE, BURGLARY, AND THEFT)**

Years in Which Losses Were Incurred	CUMULATIVE PAID NET LOSSES AND DEFENSE AND COST CONTAINMENT EXPENSES REPORTED AT YEAR END ( \$000 OMITTED )										11 Number of Claims Closed With Loss Payment	12 Number of Claims Closed Without Loss Payment
	1 2003	2 2004	3 2005	4 2006	5 2007	6 2008	7 2009	8 2010	9 2011	10 2012		
1. Prior .....	XXX	XXX	XXX	XXX	XXX	XXX	XXX	0 0 0			XXX	XXX
2. 2011 .....	XXX	XXX	XXX	XXX	XXX	XXX	XXX	XXX	781	1,004	XXX	XXX
3. 2012 .....	XXX	XXX	XXX	XXX	XXX	XXX	XXX	XXX	XXX	1,178	XXX	XXX

**SCHEDULE P - PART 3J - AUTO PHYSICAL DAMAGE**

1. Prior .....	XXX	XXX	XXX	XXX	XXX	XXX	XXX	0 0 0				
2. 2011 .....	XXX	XXX	XXX	XXX	XXX	XXX	XXX	XXX	105	228	52	
3. 2012 .....	XXX	XXX	XXX	XXX	XXX	XXX	XXX	XXX	XXX	362	149	75

**SCHEDULE P - PART 3K - FIDELITY, SURETY**

1. Prior .....	XXX	XXX	XXX	XXX	XXX	XXX	XXX	0 0 0			XXX	XXX
2. 2011 .....	XXX	XXX	XXX	XXX	XXX	XXX	XXX	XXX		1,332	XXX	XXX
3. 2012 .....	XXX	XXX	XXX	XXX	XXX	XXX	XXX	XXX	XXX	9	XXX	XXX

**SCHEDULE P - PART 3L - OTHER (INCLUDING CREDIT, ACCIDENT AND HEALTH)**

1. Prior .....	XXX	XXX	XXX	XXX	XXX	XXX	XXX	0 0 0			XXX	XXX
2. 2011 .....	XXX	XXX	XXX	XXX	XXX	XXX	XXX	XXX	953	1,262	XXX	XXX
3. 2012 .....	XXX	XXX	XXX	XXX	XXX	XXX	XXX	XXX	XXX	1,843	XXX	XXX

**SCHEDULE P - PART 3M - INTERNATIONAL**

1. Prior .....	0 0 0										XXX	XXX
2. 2003 .....											XXX	XXX
3. 2004 .....	XXX										XXX	XXX
4. 2005 .....	XXX	XXX									XXX	XXX
5. 2006 .....	XXX	XXX	XXX								XXX	XXX
6. 2007 .....	XXX	XXX	XXX								XXX	XXX
7. 2008 .....	XXX	XXX	XXX								XXX	XXX
8. 2009 .....	XXX	XXX	XXX								XXX	XXX
9. 2010 .....	XXX	XXX	XXX								XXX	XXX
10. 2011 .....	XXX	XXX	XXX								XXX	XXX
11. 2012 .....	XXX	XXX	XXX								XXX	XXX

**NONE**

**Page 66**

Sch. P, Pt. 3N, Reinsurance  
**NONE**

Sch. P, Pt. 3O, Reinsurance  
**NONE**

Sch. P, Pt. 3P, Reinsurance  
**NONE**

**SCHEDULE P - PART 3R - SECTION 1  
PRODUCTS LIABILITY - OCCURRENCE**

Years in Which Losses Were Incurred	CUMULATIVE PAID NET LOSSES AND DEFENSE AND COST CONTAINMENT EXPENSES REPORTED AT YEAR END ( \$000 OMITTED )										11 Number of Claims Closed With Loss Payment	12 Number of Claims Closed Without Loss Payment	
	1 2003	2 2004	3 2005	4 2006	5 2007	6 2008	7 2009	8 2010	9 2011	10 2012			
1. Prior .....	0 0 0												
2. 2003 .....													
3. 2004 .....	XXX												
4. 2005 .....	XXX	XXX											
5. 2006 .....	XXX	XXX	XXX										
6. 2007 .....	XXX	XXX	XXX										
7. 2008 .....	XXX	XXX	XXX										
8. 2009 .....	XXX	XXX	XXX										
9. 2010 .....	XXX	XXX	XXX										
10. 2011 .....	XXX	XXX	XXX										
11. 2012 .....	XXX	XXX	XXX						XXX				

**NONE**

**SCHEDULE P - PART 3R - SECTION 2  
PRODUCTS LIABILITY - CLAIMS-MADE**

1. Prior .....	0 0 0												
2. 2003 .....													
3. 2004 .....	XXX												
4. 2005 .....	XXX	XXX											
5. 2006 .....	XXX	XXX	XXX										
6. 2007 .....	XXX	XXX	XXX										
7. 2008 .....	XXX	XXX	XXX										
8. 2009 .....	XXX	XXX	XXX										
9. 2010 .....	XXX	XXX	XXX										
10. 2011 .....	XXX	XXX	XXX										
11. 2012 .....	XXX	XXX	XXX						XXX				

**NONE**

**SCHEDULE P - PART 3S  
FINANCIAL GUARANTY / MORTGAGE GUARANTY**

1. Prior .....	XXX	XXX	XXX	XXX	XXX	XXX	XXX	0 0 0			XXX	XXX
2. 2011 .....	XXX	XXX	XXX	XXX	XXX	XXX	XXX	XXX			XXX	XXX
3. 2012 .....	XXX	XXX	XXX	XXX	XXX	XXX	<b>NONE</b>	XXX	XXX	XXX	XXX	XXX

**SCHEDULE P - PART 3T  
WARRANTY**

1. Prior .....	XXX	XXX	XXX	XXX	XXX	XXX	XXX	0 0 0				
2. 2011 .....	XXX	XXX	XXX	XXX	XXX	XXX	XXX	XXX		35	35	
3. 2012 .....	XXX	XXX	XXX	XXX	XXX	XXX	XXX	XXX	XXX		18	17

**Page 68**

Sch. P, Pt. 4A, Homeowners/Farmowners

**NONE**

Sch. P, Pt. 4B, Private Passenger Auto Liability/Medical

**NONE**

Sch. P, Pt. 4C, Commercial Auto/Truck Liability/Medical

**NONE**

Sch. P, Pt. 4D, Workers' Compensation

**NONE**

Sch. P, Pt. 4E, Commercial Multiple Peril

**NONE**

**SCHEDULE P - PART 4F - SECTION 1  
MEDICAL PROFESSIONAL LIABILITY - OCCURRENCE**

Years in Which Losses Were Incurred	BULK AND IBNR RESERVES ON NET LOSSES AND DEFENSE AND COST CONTAINMENT EXPENSES REPORTED AT YEAR END (\$000 OMITTED)									
	1 2003	2 2004	3 2005	4 2006	5 2007	6 2008	7 2009	8 2010	9 2011	10 2012
1. Prior										
2. 2003										
3. 2004	XXX									
4. 2005	XXX	XXX								
5. 2006	XXX	XXX								
6. 2007	XXX	XXX								
7. 2008	XXX	XXX								
8. 2009	XXX	XXX								
9. 2010	XXX	XXX								
10. 2011	XXX	XXX						XX		
11. 2012	XXX	XXX	XXX	XXX	XXX	XXX	XXX	XXX	XXX	

**SCHEDULE P - PART 4F - SECTION 2  
MEDICAL PROFESSIONAL LIABILITY - CLAIMS-MADE**

1. Prior										
2. 2003										
3. 2004	XXX									
4. 2005	XXX	XXX								
5. 2006	XXX	XXX								
6. 2007	XXX	XXX								
7. 2008	XXX	XXX								
8. 2009	XXX	XXX								
9. 2010	XXX	XXX								
10. 2011	XXX	XXX						X		
11. 2012	XXX	XXX	XXX	XXX	XXX	XXX	XXX	XXX	XXX	

**SCHEDULE P - PART 4G - SPECIAL LIABILITY  
(OCEAN MARINE, AIRCRAFT (ALL PERILS),  
BOILER AND MACHINERY)**

1. Prior										
2. 2003										
3. 2004	XXX									
4. 2005	XXX	XXX								
5. 2006	XXX	XXX								
6. 2007	XXX	XXX								
7. 2008	XXX	XXX								
8. 2009	XXX	XXX								
9. 2010	XXX	XXX								
10. 2011	XXX	XXX								
11. 2012	XXX	XXX	XXX	XXX	XXX	XXX	XXX	XXX	XXX	

**SCHEDULE P - PART 4H - SECTION 1  
OTHER LIABILITY - OCCURRENCE**

1. Prior										
2. 2003	5,422	(7)								
3. 2004	XXX	5,073			960	705				
4. 2005	XXX	XXX	3,680	13				2	(1)	
5. 2006	XXX	XXX	XXX	3,482	14	16		2	1	
6. 2007	XXX	XXX	XXX	XXX	4,450	26		3	1	
7. 2008	XXX	XXX	XXX	XXX	XXX	3,540		76	1	
8. 2009	XXX	XXX	XXX	XXX	XXX	XXX	2,905		10	12
9. 2010	XXX	XXX	XXX	XXX	XXX	XXX	XXX	3,455		473
10. 2011	XXX	XXX	XXX	XXX	XXX	XXX	XXX	XXX	XXX	3,648
11. 2012	XXX	XXX	XXX	XXX	XXX	XXX	XXX	XXX	XXX	2,746

**SCHEDULE P - PART 4H - SECTION 2  
OTHER LIABILITY - CLAIMS-MADE**

1. Prior										
2. 2003										
3. 2004	XXX									
4. 2005	XXX	XXX								
5. 2006	XXX	XXX								
6. 2007	XXX	XXX								
7. 2008	XXX	XXX								
8. 2009	XXX	XXX								
9. 2010	XXX	XXX								
10. 2011	XXX	XXX								
11. 2012	XXX	XXX	XXX	XXX	XXX	XXX	XXX	XXX	XXX	

**SCHEDULE P - PART 4I - SPECIAL PROPERTY (FIRE, ALLIED LINES, INLAND MARINE, EARTHQUAKE, BURGLARY AND THEFT)**

Years in Which Losses Were Incurred	BULK AND IBNR RESERVES ON NET LOSSES AND DEFENSE AND COST CONTAINMENT EXPENSES REPORTED AT YEAR END (\$000 OMITTED)									
	1 2003	2 2004	3 2005	4 2006	5 2007	6 2008	7 2009	8 2010	9 2011	10 2012
1. Prior .....	XXX	XXX	XXX	XXX	XXX	XXX	XXX	XXX	XXX	XXX
2. 2011 .....	XXX	XXX	XXX	XXX	XXX	XXX	XXX	XXX	1,997	245
3. 2012 .....	XXX	XXX	XXX	XXX	XXX	XXX	XXX	XXX	XXX	968

**SCHEDULE P - PART 4J - AUTO PHYSICAL DAMAGE**

1. Prior .....	XXX	XXX	XXX	XXX	XXX	XXX	XXX	XXX	XXX	XXX
2. 2011 .....	XXX	XXX	XXX	XXX	XXX	XXX	XXX	XXX	238	82
3. 2012 .....	XXX	XXX	XXX	XXX	XXX	XXX	XXX	XXX	XXX	339

**SCHEDULE P - PART 4K - FIDELITY/SURETY**

1. Prior .....	XXX	XXX	XXX	XXX	XXX	XXX	XXX	XXX	XXX	XXX
2. 2011 .....	XXX	XXX	XXX	XXX	XXX	XXX	XXX	XXX	1,137	1,037
3. 2012 .....	XXX	XXX	XXX	XXX	XXX	XXX	XXX	XXX	XXX	986

**SCHEDULE P - PART 4L - OTHER (INCLUDING CREDIT, ACCIDENT AND HEALTH)**

1. Prior .....	XXX	XXX	XXX	XXX	XXX	XXX	XXX	XXX	XXX	XXX
2. 2011 .....	XXX	XXX	XXX	XXX	XXX	XXX	XXX	XXX	1,896	452
3. 2012 .....	XXX	XXX	XXX	XXX	XXX	XXX	XXX	XXX	XXX	1,848

**SCHEDULE P - PART 4M - INTERNATIONAL**

1. Prior .....										
2. 2003 .....										
3. 2004 .....	XXX									
4. 2005 .....	XXX	XXX								
5. 2006 .....	XXX	XXX								
6. 2007 .....	XXX	XXX								
7. 2008 .....	XXX	XXX								
8. 2009 .....	XXX	XXX								
9. 2010 .....	XXX	XXX								
10. 2011 .....	XXX	XXX						XXX		
11. 2012 .....	XXX	XXX						XXX	XXX	

**NONE**

**Page 71**

Sch. P, Pt. 4N, Reinsurance  
**NONE**

Sch. P, Pt. 4O, Reinsurance  
**NONE**

Sch. P, Pt. 4P, Reinsurance  
**NONE**

**SCHEDULE P - PART 4R - SECTION 1  
PRODUCTS LIABILITY - OCCURRENCE**

Years in Which Losses Were Incurred	BULK AND IBNR RESERVES ON NET LOSSES AND DEFENSE AND COST CONTAINMENT EXPENSES REPORTED AT YEAR END (\$000 OMITTED)									
	1 2003	2 2004	3 2005	4 2006	5 2007	6 2008	7 2009	8 2010	9 2011	10 2012
1. Prior										
2. 2003										
3. 2004	XXX									
4. 2005	XXX	XXX								
5. 2006	XXX	XXX								
6. 2007	XXX	XXX								
7. 2008	XXX	XXX								
8. 2009	XXX	XXX								
9. 2010	XXX	XXX								
10. 2011	XXX	XXX						XXX		
11. 2012	XXX	XXX						XXX	XXX	

**SCHEDULE P - PART 4R - SECTION 2  
PRODUCTS LIABILITY - CLAIMS-MADE**

1. Prior										
2. 2003										
3. 2004	XXX									
4. 2005	XXX	XXX								
5. 2006	XXX	XXX								
6. 2007	XXX	XXX								
7. 2008	XXX	XXX								
8. 2009	XXX	XXX								
9. 2010	XXX	XXX								
10. 2011	XXX	XXX						XXX		
11. 2012	XXX	XXX						XXX	XXX	

**SCHEDULE P - PART 4S - FINANCIAL GUARANTY/MORTGAGE GUARANTY**

1. Prior	XXX	XXX	XXX	XXX	XXX	XXX	XXX			
2. 2011	XXX	XXX	XXX	XXX	XXX	XXX	XXX	XXX		
3. 2012	XXX	XXX	XXX	XXX	XXX	<b>NONE</b>	XXX	XXX	XXX	

**SCHEDULE P - PART 4T - WARRANTY**

1. Prior	XXX	XXX	XXX	XXX	XXX	XXX	XXX			
2. 2011	XXX	XXX	XXX	XXX	XXX	XXX	XXX	XXX		74
3. 2012	XXX	XXX	XXX	XXX	XXX	XXX	XXX	XXX	XXX	56

**Page 73**

Sch. P, Pt. 5A, Sn. 1, Homeowners/Farmowners  
**NONE**

Sch. P, Pt. 5A, Sn. 2, Homeowners/Farmowners  
**NONE**

Sch. P, Pt. 5A, Sn. 3, Homeowners/Farmowners  
**NONE**

**Page 74**

Sch. P, Pt. 5B, Sn. 1, Private Passenger Auto Liability/Medical  
**NONE**

Sch. P, Pt. 5B, Sn. 2, Private Passenger Auto Liability/Medical  
**NONE**

Sch. P, Pt. 5B, Sn. 3, Private Passenger Auto Liability/Medical  
**NONE**

**Page 75**

Sch. P, Pt. 5C, Sn. 1, Commercial Auto/Truck Liability/Medical  
**NONE**

Sch. P, Pt. 5C, Sn. 2, Commercial Auto/Truck Liability/Medical  
**NONE**

Sch. P, Pt. 5C, Sn. 3, Commercial Auto/Truck Liability/Medical  
**NONE**

**Page 76**

Sch. P, Pt. 5D, Sn. 1, Workers' Compensation  
**NONE**

Sch. P, Pt. 5D, Sn. 2, Workers' Compensation  
**NONE**

Sch. P, Pt. 5D, Sn. 3, Workers' Compensation  
**NONE**

**Page 77**

Sch. P, Pt. 5E, Sn. 1, Commercial Multiple Peril  
**NONE**

Sch. P, Pt. 5E, Sn. 2, Commercial Multiple Peril  
**NONE**

Sch. P, Pt. 5E, Sn. 3, Commercial Multiple Peril  
**NONE**

**Page 78**

Sch P, Pt. 5F, Sn. 1A, Medical Professional Liability, Occurrence  
**NONE**

Sch P, Pt. 5F, Sn. 2A, Medical Professional Liability, Occurrence  
**NONE**

Sch P, Pt. 5F, Sn. 3A, Medical Professional Liability, Occurrence  
**NONE**

**Page 79**

Sch P, Pt. 5F, Sn. 1B, Medical Professional Liability Claims Made  
**NONE**

Sch P, Pt. 5F, Sn. 2B, Medical Professional Liability Claims Made  
**NONE**

Sch P, Pt. 5F, Sn. 3B, Medical Professional Liability Claims Made  
**NONE**

**SCHEDULE P - PART 5H - OTHER LIABILITY - OCCURRENCE**

SECTION 1A

Years in Which Premiums Were Earned and Losses Were Incurred	CUMULATIVE NUMBER OF CLAIMS CLOSED WITH LOSS PAYMENT DIRECT AND ASSUMED AT YEAR END									
	1	2	3	4	5	6	7	8	9	10
	2003	2004	2005	2006	2007	2008	2009	2010	2011	2012
1. Prior										
2. 2003	10,216	10,218	10,248	10,248	10,250	10,250	10,250	10,250	10,250	10,250
3. 2004	XXX	11,449	12,916	12,837	12,846	12,847	12,847	12,847	12,847	12,847
4. 2005	XXX	XXX	7,541	9,126	9,135	9,138	9,138	9,138	9,138	9,138
5. 2006	XXX	XXX	XXX	7,271	8,386	8,399	8,399	8,405	8,405	8,406
6. 2007	XXX	XXX	XXX	XXX	7,296	8,742	8,746	8,753	8,756	8,757
7. 2008	XXX	XXX	XXX	XXX	XXX	7,504	8,199	8,240	8,251	8,261
8. 2009	XXX	XXX	XXX	XXX	XXX	XXX	5,706	7,338	7,763	7,772
9. 2010	XXX	XXX	XXX	XXX	XXX	XXX	XXX	3,753	4,608	5,510
10. 2011	XXX	XXX	XXX	XXX	XXX	XXX	XXX	XXX	3,041	3,965
11. 2012	XXX	XXX	XXX	XXX	XXX	XXX	XXX	XXX	XXX	2,008

SECTION 2A

Years in Which Premiums Were Earned and Losses Were Incurred	NUMBER OF CLAIMS OUTSTANDING DIRECT AND ASSUMED AT YEAR END									
	1	2	3	4	5	6	7	8	9	10
	2003	2004	2005	2006	2007	2008	2009	2010	2011	2012
1. Prior										
2. 2003	818	818	818	818	818	818	818	818	818	818
3. 2004	XXX	216	216	216	216	216	216	216	216	216
4. 2005	XXX	XXX	217	217	217	217	217	217	217	217
5. 2006	XXX	XXX	XXX	118	118	118	118	118	118	118
6. 2007	XXX	XXX	XXX	XXX	81	81	81	81	81	81
7. 2008	XXX	XXX	XXX	XXX	XXX	113	113	113	113	113
8. 2009	XXX	XXX	XXX	XXX	XXX	XXX	152	152	168	168
9. 2010	XXX	XXX	XXX	XXX	XXX	XXX	XXX	258	288	288
10. 2011	XXX	XXX	XXX	XXX	XXX	XXX	XXX	XXX	108	108
11. 2012	XXX	XXX	XXX	XXX	XXX	XXX	XXX	XXX	XXX	129

SECTION 3A

Years in Which Premiums Were Earned and Losses Were Incurred	CUMULATIVE NUMBER OF CLAIMS REPORTED DIRECT AND ASSUMED AT YEAR END									
	1	2	3	4	5	6	7	8	9	10
	2003	2004	2005	2006	2007	2008	2009	2010	2011	2012
1. Prior										
2. 2003	12,884	12,844	12,921	12,921	12,923	12,923	12,923	12,923	12,923	12,923
3. 2004	XXX	14,167	14,588	14,610	14,620	14,620	14,620	14,620	14,620	14,620
4. 2005	XXX	XXX	8,774	10,545	10,555	10,558	10,588	10,588	10,588	10,588
5. 2006	XXX	XXX	XXX	8,162	9,392	9,407	9,407	9,414	9,414	9,415
6. 2007	XXX	XXX	XXX	XXX	8,094	9,339	9,343	9,351	9,355	9,356
7. 2008	XXX	XXX	XXX	XXX	XXX	8,687	9,483	9,530	9,544	9,556
8. 2009	XXX	XXX	XXX	XXX	XXX	XXX	6,378	8,267	8,743	8,754
9. 2010	XXX	XXX	XXX	XXX	XXX	XXX	XXX	4,374	5,357	6,380
10. 2011	XXX	XXX	XXX	XXX	XXX	XXX	XXX	XXX	3,486	4,549
11. 2012	XXX	XXX	XXX	XXX	XXX	XXX	XXX	XXX	XXX	2,344

**SCHEDULE P - PART 5H - OTHER LIABILITY - CLAIMS-MADE**

SECTION 1B

Years in Which Premiums Were Earned and Losses Were Incurred	CUMULATIVE NUMBER OF CLAIMS CLOSED WITH LOSS PAYMENT DIRECT AND ASSUMED AT YEAR END									
	1	2	3	4	5	6	7	8	9	10
	2003	2004	2005	2006	2007	2008	2009	2010	2011	2012
1. Prior										
2. 2003										
3. 2004	XXX									
4. 2005	XXX	XXX								
5. 2006	XXX	XXX								
6. 2007	XXX	XXX								
7. 2008	XXX	XXX								
8. 2009	XXX	XXX								
9. 2010	XXX	XXX								
10. 2011	XXX	XXX						XXX		
11. 2012	XXX	XXX	XXX	XXX	XXX	XXX	XXX	XXX	XXX	

SECTION 2B

Years in Which Premiums Were Earned and Losses Were Incurred	NUMBER OF CLAIMS OUTSTANDING DIRECT AND ASSUMED AT YEAR END									
	1	2	3	4	5	6	7	8	9	10
	2003	2004	2005	2006	2007	2008	2009	2010	2011	2012
1. Prior										
2. 2003										
3. 2004	XXX									
4. 2005	XXX	XXX								
5. 2006	XXX	XXX								
6. 2007	XXX	XXX								
7. 2008	XXX	XXX								
8. 2009	XXX	XXX								
9. 2010	XXX	XXX								
10. 2011	XXX	XXX						XXX		
11. 2012	XXX	XXX	XXX	XXX	XXX	XXX	XXX	XXX	XXX	

SECTION 3B

Years in Which Premiums Were Earned and Losses Were Incurred	CUMULATIVE NUMBER OF CLAIMS REPORTED DIRECT AND ASSUMED AT YEAR END									
	1	2	3	4	5	6	7	8	9	10
	2003	2004	2005	2006	2007	2008	2009	2010	2011	2012
1. Prior										
2. 2003										
3. 2004	XXX									
4. 2005	XXX	XXX								
5. 2006	XXX	XXX								
6. 2007	XXX	XXX								
7. 2008	XXX	XXX								
8. 2009	XXX	XXX								
9. 2010	XXX	XXX								
10. 2011	XXX	XXX						XXX		
11. 2012	XXX	XXX	XXX	XXX	XXX	XXX	XXX	XXX	XXX	

**Page 82**

Sch. P, Pt. 5R, Sn. 1A, Products Liability, Occurrence  
**NONE**

Sch. P, Pt. 5R, Sn. 2A, Products Liability, Occurrence  
**NONE**

Sch. P, Pt. 5R, Sn. 3A, Products Liability, Occurrence  
**NONE**

**Page 83**

Sch. P, Pt. 5R, Sn. 1B, Products Liability, Claims Made  
**NONE**

Sch. P, Pt. 5R, Sn. 2B, Products Liability, Claims Made  
**NONE**

Sch. P, Pt. 5R, Sn. 3B, Products Liability, Claims Made  
**NONE**

**Page 84**

Sch. P, Pt. 5T, Sn. 1, Warranty  
**NONE**

Sch. P, Pt. 5T, Sn. 2, Warranty  
**NONE**

Sch. P, Pt. 5T, Sn. 3, Warranty  
**NONE**

**Page 85**

Sch. P, Pt. 6C, Sn. 1, Commercial Auto/Truck Liability/Medical  
**NONE**

Sch. P, Pt. 6C, Sn. 2, Commercial Auto/Truck Liability/Medical  
**NONE**

Sch. P, Pt. 6D, Sn. 1, Workers' Compensation  
**NONE**

Sch. P, Pt. 6D, Sn. 2, Workers' Compensation  
**NONE**

ANNUAL STATEMENT FOR THE YEAR 2012 OF THE OHIO INDEMNITY COMPANY  
**SCHEDULE P - PART 6E - COMMERCIAL MULTIPLE PERIL**

SECTION 1

Years in Which Premiums Were Earned and Losses Were Incurred	CUMULATIVE PREMIUMS EARNED DIRECT AND ASSUMED AT YEAR END (\$000 OMITTED)										11 Current Year Premiums Earned
	1 2003	2 2004	3 2005	4 2006	5 2007	6 2008	7 2009	8 2010	9 2011	10 2012	
1. Prior											
2. 2003											
3. 2004	XXX										
4. 2005	XXX	XXX									
5. 2006	XXX	XXX									
6. 2007	XXX	XXX									
7. 2008	XXX	XXX									
8. 2009	XXX	XXX									
9. 2010	XXX	XXX									
10. 2011	XXX	XXX									
11. 2012	XXX	XXX							XXX		
12. Total	XXX	XXX	XXX	XXX	XXX	XXX	XXX	XXX	XXX	XXX	
13. Earned Premiums (Sc P-Pt 1)											XXX

SECTION 2

Years in Which Premiums Were Earned and Losses Were Incurred	CUMULATIVE PREMIUMS EARNED CEDED AT YEAR END (\$000 OMITTED)										11 Current Year Premiums Earned
	1 2003	2 2004	3 2005	4 2006	5 2007	6 2008	7 2009	8 2010	9 2011	10 2012	
1. Prior											
2. 2003											
3. 2004	XXX										
4. 2005	XXX	XXX									
5. 2006	XXX	XXX									
6. 2007	XXX	XXX									
7. 2008	XXX	XXX									
8. 2009	XXX	XXX									
9. 2010	XXX	XXX									
10. 2011	XXX	XXX									
11. 2012	XXX	XXX							XXX		
12. Total	XXX	XXX	XXX	XXX	XXX	XXX	XXX	XXX	XXX	XXX	
13. Earned Premiums (Sc P-Pt 1)											XXX

**SCHEDULE P - PART 6H - OTHER LIABILITY - OCCURRENCE**

SECTION 1A

Years in Which Premiums Were Earned and Losses Were Incurred	CUMULATIVE PREMIUMS EARNED DIRECT AND ASSUMED AT YEAR END (\$000 OMITTED)										11 Current Year Premiums Earned
	1 2003	2 2004	3 2005	4 2006	5 2007	6 2008	7 2009	8 2010	9 2011	10 2012	
1. Prior											
2. 2003	52,638	52,638	52,638	52,638	52,638	52,638	52,638	52,638	52,638	52,638	
3. 2004	XXX	42,783	42,783	42,783	42,783	42,783	42,783	42,783	42,783	42,783	
4. 2005	XXX	XXX	34,807	34,807	34,807	34,807	34,807	34,807	34,807	34,807	
5. 2006	XXX	XXX	XXX	35,887	35,887	35,887	35,887	35,887	35,887	35,887	
6. 2007	XXX	XXX	XXX	XXX	35,395	35,395	35,395	35,395	35,395	35,395	
7. 2008	XXX	XXX	XXX	XXX	XXX	33,211	33,211	33,211	33,211	33,211	
8. 2009	XXX	XXX	XXX	XXX	XXX	XXX	23,508	23,508	23,508	23,508	
9. 2010	XXX	XXX	XXX	XXX	XXX	XXX	XXX	23,487	23,487	23,487	
10. 2011	XXX	XXX	XXX	XXX	XXX	XXX	XXX	XXX	22,621	22,621	
11. 2012	XXX	XXX	XXX	XXX	XXX	XXX	XXX	XXX	XXX	20,315	20,315
12. Total	XXX	XXX	XXX	XXX	XXX	XXX	XXX	XXX	XXX	XXX	20,315
13. Earned Premiums (Sc P-Pt 1)											XXX

SECTION 2A

Years in Which Premiums Were Earned and Losses Were Incurred	CUMULATIVE PREMIUMS EARNED CEDED AT YEAR END (\$000 OMITTED)										11 Current Year Premiums Earned
	1 2003	2 2004	3 2005	4 2006	5 2007	6 2008	7 2009	8 2010	9 2011	10 2012	
1. Prior											
2. 2003	16,624	16,624	16,624	16,624	16,624	16,624	16,624	16,624	16,624	16,624	
3. 2004	XXX	10,456	10,456	10,456	10,456	10,456	10,456	10,456	10,456	10,456	
4. 2005	XXX	XXX	2,765	2,765	2,765	2,765	2,765	2,765	2,765	2,765	
5. 2006	XXX	XXX	XXX	4,714	4,714	4,714	4,714	4,714	4,714	4,714	
6. 2007	XXX	XXX	XXX	XXX	7,068	7,068	7,068	7,068	7,068	7,068	
7. 2008	XXX	XXX	XXX	XXX	XXX	6,469	6,469	6,469	6,469	6,469	
8. 2009	XXX	XXX	XXX	XXX	XXX	XXX	7,148	7,148	7,148	7,148	
9. 2010	XXX	XXX	XXX	XXX	XXX	XXX	XXX	2,670	2,670	2,670	
10. 2011	XXX	XXX	XXX	XXX	XXX	XXX	XXX	XXX	3,072	3,072	
11. 2012	XXX	XXX	XXX	XXX	XXX	XXX	XXX	XXX	XXX	2,863	2,863
12. Total	XXX	XXX	XXX	XXX	XXX	XXX	XXX	XXX	XXX	XXX	2,863
13. Earned Premiums (Sc P-Pt 1)											XXX

ANNUAL STATEMENT FOR THE YEAR 2012 OF THE OHIO INDEMNITY COMPANY  
**SCHEDULE P - PART 6H - OTHER LIABILITY - CLAIMS-MADE**

SECTION 1B

Years in Which Premiums Were Earned and Losses Were Incurred	CUMULATIVE PREMIUMS EARNED DIRECT AND ASSUMED AT YEAR END (\$000 OMITTED)										11 Current Year Premiums Earned
	1 2003	2 2004	3 2005	4 2006	5 2007	6 2008	7 2009	8 2010	9 2011	10 2012	
1. Prior											
2. 2003											
3. 2004	XXX										
4. 2005	XXX	XXX									
5. 2006	XXX	XXX									
6. 2007	XXX	XXX									
7. 2008	XXX	XXX									
8. 2009	XXX	XXX									
9. 2010	XXX	XXX									
10. 2011	XXX	XXX									
11. 2012	XXX	XXX							XXX		
12. Total	XXX	XXX	XXX	XXX	XXX	XXX	XXX	XXX	XXX	XXX	
13. Earned Premiums (Sc P-Pt 1)											XXX

SECTION 2B

Years in Which Premiums Were Earned and Losses Were Incurred	CUMULATIVE PREMIUMS EARNED CEDED AT YEAR END (\$000 OMITTED)										11 Current Year Premiums Earned
	1 2003	2 2004	3 2005	4 2006	5 2007	6 2008	7 2009	8 2010	9 2011	10 2012	
1. Prior											
2. 2003											
3. 2004	XXX										
4. 2005	XXX	XXX									
5. 2006	XXX	XXX									
6. 2007	XXX	XXX									
7. 2008	XXX	XXX									
8. 2009	XXX	XXX									
9. 2010	XXX	XXX									
10. 2011	XXX	XXX									
11. 2012	XXX	XXX							XXX		
12. Total	XXX	XXX	XXX	XXX	XXX	XXX	XXX	XXX	XXX	XXX	
13. Earned Premiums (Sc P-Pt 1)											XXX

**SCHEDULE P - PART 6M - INTERNATIONAL**

SECTION 1

Years in Which Premiums Were Earned and Losses Were Incurred	CUMULATIVE PREMIUMS EARNED DIRECT AND ASSUMED AT YEAR END (\$000 OMITTED)										11 Current Year Premiums Earned
	1 2003	2 2004	3 2005	4 2006	5 2007	6 2008	7 2009	8 2010	9 2011	10 2012	
1. Prior											
2. 2003											
3. 2004	XXX										
4. 2005	XXX	XXX									
5. 2006	XXX	XXX									
6. 2007	XXX	XXX									
7. 2008	XXX	XXX									
8. 2009	XXX	XXX									
9. 2010	XXX	XXX									
10. 2011	XXX	XXX									
11. 2012	XXX	XXX							XXX		
12. Total	XXX	XXX	XXX	XXX	XXX	XXX	XXX	XXX	XXX	XXX	
13. Earned Premiums (Sc P-Pt 1)											XXX

SECTION 2

Years in Which Premiums Were Earned and Losses Were Incurred	CUMULATIVE PREMIUMS EARNED CEDED AT YEAR END (\$000 OMITTED)										11 Current Year Premiums Earned
	1 2003	2 2004	3 2005	4 2006	5 2007	6 2008	7 2009	8 2010	9 2011	10 2012	
1. Prior											
2. 2003											
3. 2004	XXX										
4. 2005	XXX	XXX									
5. 2006	XXX	XXX									
6. 2007	XXX	XXX									
7. 2008	XXX	XXX									
8. 2009	XXX	XXX									
9. 2010	XXX	XXX									
10. 2011	XXX	XXX									
11. 2012	XXX	XXX							XXX		
12. Total	XXX	XXX	XXX	XXX	XXX	XXX	XXX	XXX	XXX	XXX	
13. Earned Premiums (Sc P-Pt 1)											XXX

**Page 88**

Sch. P, Pt. 6N, Sn. 1, Reinsurance

**NONE**

Sch. P, Pt. 6N, Sn. 2, Reinsurance

**NONE**

Sch. P, Pt. 6O, Sn. 1, Reinsurance

**NONE**

Sch. P, Pt. 6O, Sn. 2, Reinsurance

**NONE**

**Page 89**

Sch. P, Pt. 6R, Sn. 1A, Products Liability, Occurrence

**NONE**

Sch. P, Pt. 6R, Sn. 2A, Products Liability, Occurrence

**NONE**

Sch. P, Pt. 6R, Sn. 1B, Products Liability, Claims Made

**NONE**

Sch. P, Pt. 6R, Sn. 2B, Products Liability, Claims Made

**NONE**

**SCHEDULE P - PART 7A - PRIMARY LOSS SENSITIVE CONTRACTS**

(\$000 OMITTED)

SECTION 1

Schedule P - Part 1	1 Total Net Losses and Expenses Unpaid	2 Net Losses and Expenses Unpaid on Loss Sensitive Contracts	3 Loss Sensitive as Percentage of Total	4 Total Net Premiums Written	5 Net Premiums Written on Loss Sensitive Contracts	6 Loss Sensitive as Percentage of Total
1. Homeowners/Farmowners						
2. Private Passenger Auto Liability/Medical						
3. Commercial Auto/Truck Liability/Medical						
4. Workers' Compensation						
5. Commercial Multiple Peril						
6. Medical Professional Liability - Occurrence						
7. Medical Professional Liability - Claims-made						
8. Special Liability						
9. Other Liability - Occurrence	3,463			24,591		
10. Other Liabilities - Claims-made						
11. Special Property	1,433			5,404		
12. Auto Physical Damage	432			4,177		
13. Fidelity/Surety	3,432			12,667		
14. Other	2,643			12,885		
15. International						
16. Reinsurance - Nonproportional Assumed Property	XXX	XXX	XXX	XXX	XXX	XXX
17. Reinsurance - Nonproportional Assumed Liability	XXX	XXX	XXX	XXX	XXX	XXX
18. Reinsurance - Nonproportional Assumed Financial Lines	XXX	XXX	XXX	XXX	XXX	XXX
19. Products Liability - Occurrence						
20. Products Liability - Claims - made						
21. Financial Guaranty/Mortgage Guaranty						
22. Warranty	57			35		
23. Totals	11,460			59,759		

SECTION 2

Years in Which Policies Were Issued	INCURRED LOSSES AND DEFENSE AND COST CONTAINMENT EXPENSES REPORTED AT YEAR END (\$000 OMITTED)									
	1 2003	2 2004	3 2005	4 2006	5 2007	6 2008	7 2009	8 2010	9 2011	10 2012
1. Prior										
2. 2003										
3. 2004	XXX									
4. 2005	XXX	XXX								
5. 2006	XXX	XXX								
6. 2007	XXX	XXX								
7. 2008	XXX	XXX								
8. 2009	XXX	XXX								
9. 2010	XXX	XXX								
10. 2011	XXX	XXX						XXX		
11. 2012	XXX	XXX	XXX	XXX	XXX	XXX	XXX	XXX	XXX	

SECTION 3

Years in Which Policies Were Issued	BULK AND INCURRED BUT NOT REPORTED RESERVES FOR LOSSES AND DEFENSE AND COST CONTAINMENT EXPENSES AT YEAR END (\$000 OMITTED)									
	1 2003	2 2004	3 2005	4 2006	5 2007	6 2008	7 2009	8 2010	9 2011	10 2012
1. Prior										
2. 2003										
3. 2004	XXX									
4. 2005	XXX	XXX								
5. 2006	XXX	XXX								
6. 2007	XXX	XXX								
7. 2008	XXX	XXX								
8. 2009	XXX	XXX								
9. 2010	XXX	XXX								
10. 2011	XXX	XXX	XXX	XXX	XXX	XXX	XXX	XXX		
11. 2012	XXX	XXX	XXX	XXX	XXX	XXX	XXX	XXX	XXX	

**Page 91**

Sch. P, Pt. 7A, Sn. 4, Net Earned Premiums Reported

**NONE**

Sch. P, Pt. 7A, Sn. 5, Net Reserve for Premium Adjustments

**NONE**

**SCHEDULE P - PART 7B - REINSURANCE LOSS SENSITIVE CONTRACTS**

(\$000 OMITTED)

SECTION 1

Schedule P - Part 1	1 Total Net Losses and Expenses Unpaid	2 Net Losses and Expenses Unpaid on Loss Sensitive Contracts	3 Loss Sensitive as Percentage of Total	4 Total Net Premiums Written	5 Net Premiums Written on Loss Sensitive Contracts	6 Loss Sensitive as Percentage of Total
1. Homeowners/Farmowners						
2. Private Passenger Auto Liability/Medical						
3. Commercial Auto/Truck Liability/Medical						
4. Workers' Compensation						
5. Commercial Multiple Peril						
6. Medical Professional Liability - Occurrence						
7. Medical Professional Liability - Claims-made						
8. Special Liability						
9. Other Liability - Occurrence	3,463			24,591		
10. Other Liabilities - Claims-made						
11. Special Property	1,433			5,404		
12. Auto Physical Damage	432			4,177		
13. Fidelity/Surety	3,432			12,667		
14. Other	2,643			12,885		
15. International						
16. Reinsurance - Nonproportional Assumed Property						
17. Reinsurance - Nonproportional Assumed Liability						
18. Reinsurance - Nonproportional Assumed Financial Lines						
19. Products Liability - Occurrence						
20. Products Liability - Claims - made						
21. Financial Guaranty/Mortgage Guaranty						
22. Warranty	57			35		
23. Totals	11,460			59,759		

SECTION 2

Years in Which Policies Were Issued	INCURRED LOSSES AND DEFENSE AND COST CONTAINMENT EXPENSES REPORTED AT YEAR END (\$000 OMITTED)									
	1 2003	2 2004	3 2005	4 2006	5 2007	6 2008	7 2009	8 2010	9 2011	10 2012
1. Prior										
2. 2003										
3. 2004	XXX									
4. 2005	XXX	XXX								
5. 2006	XXX	XXX								
6. 2007	XXX	XXX								
7. 2008	XXX	XXX								
8. 2009	XXX	XXX								
9. 2010	XXX	XXX								
10. 2011	XXX	XXX						XXX		
11. 2012	XXX	XXX	XXX	XXX	XXX	XXX	XXX	XXX	XXX	

SECTION 3

Years in Which Policies Were Issued	BULK AND INCURRED BUT NOT REPORTED RESERVES FOR LOSSES AND DEFENSE AND COST CONTAINMENT EXPENSES AT YEAR END (\$000 OMITTED)									
	1 2003	2 2004	3 2005	4 2006	5 2007	6 2008	7 2009	8 2010	9 2011	10 2012
1. Prior										
2. 2003										
3. 2004	XXX									
4. 2005	XXX	XXX								
5. 2006	XXX	XXX								
6. 2007	XXX	XXX								
7. 2008	XXX	XXX								
8. 2009	XXX	XXX								
9. 2010	XXX	XXX								
10. 2011	XXX	XXX	XXX	XXX	XXX	XXX	XXX	XXX		
11. 2012	XXX	XXX	XXX	XXX	XXX	XXX	XXX	XXX	XXX	

**Page 93**

Sch. P, Pt. 7B, Sn. 4, Net Earned Premiums Reported at Year End  
**NONE**

Sch. P, Pt. 7B, Sn. 5, Net Reserve for Premium Adjustments  
**NONE**

Sch. P, Pt. 7B, Sn. 6, Incurred Adjustable Commissions  
**NONE**

Sch. P, Pt. 7B, Sn. 7, Reserves for Commission Adjustments  
**NONE**

**SCHEDULE P INTERROGATORIES**

1. The following questions relate to yet-to-be-issued Extended Reporting Endorsements (EREs) arising from Death, Disability, or Retirement (DDR) provisions in Medical Professional Liability Claims Made insurance policies. EREs provided for reasons other than DDR are not to be included.
- 1.1 Does the company issue Medical Professional Liability Claims Made insurance policies that provide tail (also known as an extended reporting endorsement, or "ERE") benefits in the event of Death, Disability, or Retirement (DDR) at a reduced charge or at no additional cost? Yes ( ) No (X)
- If the answer to question 1.1 is "no", leave the following questions blank. If the answer to question 1.1 is "yes", please answer the following questions:
- 1.2 What is the total amount of the reserve for that provision (DDR Reserve), as reported, explicitly or not, elsewhere in this statement (in dollars)? \$ .....
- 1.3 Does the company report any DDR reserve as Unearned Premium Reserve per SSAP #65? Yes ( ) No ( )
- 1.4 Does the company report any DDR reserve as loss or loss adjustment expense reserve? Yes ( ) No ( )
- 1.5 If the company reports DDR reserve as Unearned Premium Reserve, does that amount match the figure on the Underwriting and Investment Exhibit, Part 1A - Recapitulation of all Premiums (Page 7) Column 2, Lines 11.1 plus 11.2? Yes ( ) No ( ) N/A (X)
- 1.6 If the company reports DDR reserve as loss or loss adjustment expense reserve, please complete the following table corresponding to where these reserves are reported in Schedule P:

Years in Which Premiums Were Earned and Losses Were Incurred	DDR Reserve Included in Schedule P, Part 1F, Medical Professional Liability Column 24: Total Net Losses and Expenses Unpaid	
	1 Section 1: Occurrence	2 Section 2: Claims-Made
1.601 Prior .....	.....	.....
1.602 2003 .....	.....	.....
1.603 2004 .....	.....	.....
1.604 2005 .....	.....	.....
1.605 2006 .....	.....	.....
1.606 2007 .....	.....	.....
1.607 2008 .....	.....	.....
1.608 2009 .....	.....	.....
1.609 2010 .....	.....	.....
1.610 2011 .....	.....	.....
1.611 2012 .....	.....	.....
1.612 TOTALS .....	.....	.....

2. The definition of allocated loss adjustment expenses (ALAE) and, therefore, unallocated loss adjustment expenses (ULAE) was changed effective January 1, 1998. This change in definition applies to both paid and unpaid expenses. Are these expenses (now reported as "Defense and Cost Containment" and "Adjusting and Other") reported in compliance with these definitions in this statement? Yes (X) No ( )
3. The Adjusting and Other expense payments and reserves should be allocated to the years in which the losses were incurred based on the number of claims reported, closed and outstanding in those years. When allocating Adjusting and Other expense between companies in a group or a pool, the Adjusting and Other expense should be allocated in the same percentage used for the loss amounts and the claim counts. For reinsurers, Adjusting and Other expense assumed should be reported according to the reinsurance contract. For Adjusting and Other expense incurred by reinsurers, or in those situations where suitable claim count information is not available, Adjusting and Other expense should be allocated by a reasonable method determined by the company and described in Interrogatory 7, below. Are they so reported in this Statement? Yes (X) No ( )
4. Do any lines in Schedule P include reserves that are reported gross of any discount to present value of future payments, and that are reported net of such discounts on Page 10? Yes ( ) No (X)
- If yes, proper disclosure must be made in the Notes to Financial Statements, as specified in the Instructions. Also, the discounts must be reported in Schedule P - Part 1, Column 32 and Column 33.
- Schedule P must be completed gross of non-tabular discounting. Work papers relating to discount calculations must be available for examination upon request.
- Discounting is allowed only if expressly permitted by the state insurance department to which this Annual Statement is being filed.
5. What were the net premiums in force at the end of the year for: 5.1 Fidelity \$ .....  
 (in thousands of dollars) 5.2 Surety \$ ..... 8,982
6. Claim count information is reported per claim or per claimant. (Indicate which). per Claim
- If not the same in all years, explain in Interrogatory 7.
- 7.1 The information provided in Schedule P will be used by many persons to estimate the adequacy of the current loss and expense reserves, among other things. Are there any especially significant events, coverage, retention or accounting changes that have occurred that must be considered when making such analyses? Yes ( ) No (X)
- 7.2 An extended statement may be attached:

.....  
 .....  
 .....

**Page 96**

Sch. T, Part 2, Interstate Compact

**NONE**

ANNUAL STATEMENT FOR THE YEAR 2012 OF THE OHIO INDEMNITY COMPANY

**SCHEDULE Y**

**PART 1A - DETAIL OF INSURANCE HOLDING COMPANY SYSTEM**

Group Code	Group Name	NAIC Company Code	Federal ID Number	Federal RSSD	CIK	Name of Securities Exchange if Publicly Traded (U. S. or International)	Names of Parent, Subsidiaries or Affiliates	Domiciliary Location	Relationship to Reporting Entity	Directly Controlled by (Name of Entity/Person)	Type of Control (Ownership, Board, Management, Attorney-in-Fact, Influence, Other)	If Control is Ownership Provide Percentage	Ultimate Controlling Entity (ies) / Person (s)	*
		26565	31-0620146	1300453	N/A	N/A	Ohio Indemnity Company	OH	N/A	Bancinsurance Corporation	Ownership	100.000	Fenist, LLC	
		00000	31-0790882	1232901	N/A	N/A	Bancinsurance Corporation	OH	UDP	Fenist, LLC	Ownership	100.000	Fenist, LLC	
		00000	45-0481062	N/A	N/A	N/A	Ultimate Services Agency, LLC	OH	N/A	Fenist, LLC	Ownership	100.000	Fenist, LLC	
		00000	27-3357565	N/A	N/A	N/A	Fenist, LLC	OH	UIP	John S. Sokol	Ownership	78.000	John S. Sokol	

Asterisk	Explanation
----------	-------------

**NONE**

ANNUAL STATEMENT FOR THE YEAR 2012 OF THE OHIO INDEMNITY COMPANY

**SCHEDULE Y**

**PART 2 - SUMMARY OF INSURER'S TRANSACTIONS WITH ANY AFFILIATES**

1	2	3	4	5	6	7	8	9	10	11	12	13
NAIC Company Code	Federal ID Number	Names of Insurers and Parent, Subsidiaries or Affiliates	Shareholder Dividends	Capital Contributions	Purchases, Sales or Exchanges of Loans, Securities, Real Estate, Mortgage Loans or Other Investments	Income/ (Disbursements) Incurred in Connection with Guarantees or Undertakings for the Benefit of any Affiliate(s)	Management Agreements and Service Contracts	Income/ (Disbursements) Incurred Under Reinsurance Agreements	*	Any Other Material Activity Not in the Ordinary Course of the Insurer's Business	Totals	Reinsurance Recoverable/ (Payable) on Losses and/or Reserve Credit Taken/ (Liability)
26565	31-0620146	Ohio Indemnity Company	(12,000,000)				(10,136,397)				(22,136,397)	
00000	31-0790882	Bancinsurance Corporation	12,000,000				(132,139)				11,867,861	
00000	45-0481062	Ultimate Services Agency, LLC					10,268,536				10,268,536	
9999999 - CONTROL TOTALS												

If the nature of the transactions reported in Part 2 requires explanation, report such in the following explanatory note:

.....  
 .....  
 .....

**SUPPLEMENTAL EXHIBITS AND SCHEDULES INTERROGATORIES**

The following supplemental reports are required to be filed as part of your statement filing unless specifically waived by the domiciliary state. However, in the event that your domiciliary state waives the filing requirement, your response of WAIVED to the specific interrogatory will be accepted in lieu of filing a "NONE" report and a bar code will be printed below. If the supplement is required of your company but is not being filed for whatever reason, enter SEE EXPLANATION and provide an explanation following the interrogatory questions.

MARCH FILING	RESPONSES
1. Will an actuarial opinion be filed by March 1?	YES
<b>EXPLANATION:</b>	
<b>BARCODE:</b> Document Identifier 440:	
2. Will the Supplemental Compensation Exhibit be filed with the state of domicile by March 1?	SEE EXPLANATION
<b>EXPLANATION:</b>	
<b>BARCODE:</b> Document Identifier 460:	
3. Will the confidential Risk-based Capital Report be filed with the NAIC by March 1?	YES
<b>EXPLANATION:</b>	
<b>BARCODE:</b> Document Identifier 390:	
4. Will the confidential Risk-based Capital Report be filed with the state of domicile, if required, by March 1?	YES
<b>EXPLANATION:</b>	
<b>BARCODE:</b> Document Identifier 390:	
<b>APRIL FILING</b>	
5. Will the Insurance Expense Exhibit be filed with the state of domicile and the NAIC by April 1?	YES
<b>EXPLANATION:</b>	
<b>BARCODE:</b> Document Identifier 270:	
6. Will Management's Discussion and Analysis be filed by April 1?	YES
<b>EXPLANATION:</b>	
<b>BARCODE:</b> Document Identifier 350:	
7. Will the Supplemental Investment Risks Interrogatories be filed by April 1?	YES
<b>EXPLANATION:</b>	
<b>BARCODE:</b> Document Identifier 285:	
<b>MAY FILING</b>	
8. Will this company be included in a combined annual statement that is filed with the NAIC by May 1?	SEE EXPLANATION
<b>EXPLANATION:</b> NOT APPLICABLE	
<b>BARCODE:</b> Document Identifier 201:	

**SUPPLEMENTAL EXHIBITS AND SCHEDULES INTERROGATORIES  
(Continued)**

The following supplemental reports are required to be filed as part of your statement filing unless specifically waived by the domiciliary state. However, in the event that your domiciliary state waives the filing requirement, your response of WAIVED to the specific interrogatory will be accepted in lieu of filing a "NONE" report and a bar code will be printed below. If the supplement is required of your company but is not being filed for whatever reason, enter SEE EXPLANATION and provide an explanation following the interrogatory questions.

**JUNE FILING**

9. Will an audited financial report be filed by June 1? YES

**EXPLANATION:**

**BARCODE:**  
Document Identifier 220:

10. Will Accountants Letter of Qualifications be filed with the state of domicile and electronically with the NAIC by June 1? YES

**EXPLANATION:**

**BARCODE:**  
Document Identifier 221:

**AUGUST FILING**

11. Will Communication of Internal Control Related Matters Noted in Audit be filed with the state of domicile by August 1? SEE EXPLANATION

**EXPLANATION:**  
none required

**BARCODE:**  
Document Identifier 222

The following supplemental reports are required to be filed as part of your statement filing. However, in the event that your company does not transact the type of business for which the special report must be filed, your response of NO to the specific interrogatory will be accepted in lieu of filing a "NONE" report and a bar code will be printed below. If the supplement is required of your company but is not being filed for whatever reason, enter SEE EXPLANATION and provide an explanation following the interrogatory questions.

**MARCH FILING**

12. Will Schedule SIS (Stockholder Information Supplement) be filed with the state of domicile by March 1? NO

**EXPLANATION:**  
UNDER 100 SHARHOLDERS

**BARCODE:**  
Document Identifier 420:



13. Will the Financial Guaranty Insurance Exhibit be filed by March 1? NO

**EXPLANATION:**  
NONE REQUIRED

**BARCODE:**  
Document Identifier 240:



14. Will the Medicare Supplement Insurance Experience Exhibit be filed with the state of domicile and the NAIC by March 1? NO

**EXPLANATION:**  
NONE REQUIRED

**BARCODE:**  
Document Identifier 360:



15. Will Supplement A to Schedule T (Medical Professional Liability Supplement) be filed by March 1? NO

**EXPLANATION:**  
NONE REQUIRED

**BARCODE:**  
Document Identifier 455:



16. Will the Trusteed Surplus Statement be filed with the state of domicile and the NAIC by March 1? NO






**EXPLANATION:**  
NONE REQUIRED

**BARCODE:**  
Document Identifier 490:



**SUPPLEMENTAL EXHIBITS AND SCHEDULES INTERROGATORIES  
(Continued)**

The following supplemental reports are required to be filed as part of your statement filing. However, in the event that your company does not transact the type of business for which the special report must be filed, your response of NO to the specific interrogatory will be accepted in lieu of filing a "NONE" report and a bar code will be printed below. If the supplement is required of your company but is not being filed for whatever reason, enter SEE EXPLANATION and provide an explanation following the interrogatory questions.

MARCH FILING	RESPONSES
17. Will the Premiums Attributed to Protected Cells Exhibit be filed by March 1?	NO
<b>EXPLANATION:</b> NONE REQUIRED	
<b>BARCODE:</b> Document Identifier 385:	2 6 5 6 5 2 0 1 2 3 8 5 0 0 0 0 0 
18. Will the Reinsurance Summary Supplemental Filing for General Interrogatory 9 be filed with the state of domicile and the NAIC by March 1?	NO
<b>EXPLANATION:</b> NONE REQUIRED	
<b>BARCODE:</b> Document Identifier 401:	2 6 5 6 5 2 0 1 2 4 0 1 0 0 0 0 0 
19. Will the Medicare Part D Coverage Supplement be filed with the state of domicile and the NAIC by March 1?	SEE EXPLANATION
<b>EXPLANATION:</b> NONE REQUIRED	
<b>BARCODE:</b> Document Identifier 365:	
20. Will the confidential Actuarial Opinion Summary be filed with the state of domicile, if required, by March 15 (or the date otherwise specified)?	YES
<b>EXPLANATION:</b>	
<b>BARCODE:</b> Document Identifier 441:	
21. Will the Reinsurance Attestation Supplement be filed with the state of domicile and the NAIC by March 1?	YES
<b>EXPLANATION:</b>	
<b>BARCODE:</b> Document Identifier 399:	
22. Will the Exceptions to the Reinsurance Attestation Supplement be filed with the state of domicile by March 1?	NO
<b>EXPLANATION:</b> NONE REQUIRED	
<b>BARCODE:</b> Document Identifier 400:	2 6 5 6 5 2 0 1 2 4 0 0 0 0 0 0 0 
23. Will the Bail Bond Supplement be filed with the state of domicile and the NAIC by March 1?	NO
<b>EXPLANATION:</b> NONE REQUIRED	
<b>BARCODE:</b> Document Identifier 500:	2 6 5 6 5 2 0 1 2 5 0 0 0 0 0 0 0 
24. Will the Director and Officer Insurance Coverage Supplement be filed with the state of domicile and the NAIC by March 1?	NO
<b>EXPLANATION:</b>	
<b>BARCODE:</b> Document Identifier 505:	2 6 5 6 5 2 0 1 2 5 0 5 0 0 0 0 0 

**SUPPLEMENTAL EXHIBITS AND SCHEDULES INTERROGATORIES  
(Continued)**

The following supplemental reports are required to be filed as part of your statement filing. However, in the event that your company does not transact the type of business for which the special report must be filed, your response of NO to the specific interrogatory will be accepted in lieu of filing a "NONE" report and a bar code will be printed below. If the supplement is required of your company but is not being filed for whatever reason, enter SEE EXPLANATION and provide an explanation following the interrogatory questions.

MARCH FILING	RESPONSES
25. Will an approval from the reporting entity's state of domicile for relief related to the five-year rotation requirement for lead audit partner be filed electronically with the NAIC by March 1?	NO

EXPLANATION:

BARCODE:  
Document Identifier 224: 2 6 5 6 5 2 0 1 2 2 2 4 0 0 0 0 0  


26. Will an approval from the reporting entity's state of domicile for relief related to the one-year cooling off period for independent CPA be filed electronically with the NAIC by March 1?	NO
--	----

EXPLANATION:

BARCODE:  
Document Identifier 225: 2 6 5 6 5 2 0 1 2 2 2 5 0 0 0 0 0  


27. Will an approval from the reporting entity's state of domicile for relief related to the Requirements for Audit Committees be filed electronically with the NAIC by March 1?	NO
--	----

EXPLANATION:

BARCODE:  
Document Identifier 226: 2 6 5 6 5 2 0 1 2 2 2 6 0 0 0 0 0  


APRIL FILING

28. Will the Credit Insurance Experience Exhibit be filed with the state of domicile and the NAIC by April 1?	NO
---	----

EXPLANATION:  
NONE REQUIRED

BARCODE:  
Document Identifier 230: 2 6 5 6 5 2 0 1 2 2 3 0 0 0 0 0 0  


29. Will the Long-Term Care Experience Reporting Forms be filed with the state of domicile and the NAIC by April 1?	NO
---	----

EXPLANATION:  
NONE REQUIRED

BARCODE:  
Document Identifier 306: 2 6 5 6 5 2 0 1 2 3 0 6 0 0 0 0 0  


30. Will the Accident and Health Policy Experience Exhibit be filed by April 1?	NO
---	----

EXPLANATION:  
NONE REQUIRED

BARCODE:  
Document Identifier 210: 2 6 5 6 5 2 0 1 2 2 1 0 0 0 0 0 0  


31. Will the Supplemental Health Care Exhibit (Parts 1, 2 and 3) be filed with the state of domicile and the NAIC by April 1?	NO
---	----

EXPLANATION:  
NONE REQUIRED

BARCODE:  
Document Identifier 216: 2 6 5 6 5 2 0 1 2 2 1 6 0 0 0 0 0  


APRIL FILING

32. Will the regulator only (non-public) Supplemental Health Care Exhibit's Allocation Report be filed with the state of domicile and the NAIC by April 1?	NO
--	----

EXPLANATION:  
NONE REQUIRED

BARCODE:  
Document Identifier 217: 2 6 5 6 5 2 0 1 2 2 1 7 0 0 0 0 0  


**SUPPLEMENTAL EXHIBITS AND SCHEDULES INTERROGATORIES  
(Continued)**

The following supplemental reports are required to be filed as part of your statement filing. However, in the event that your company does not transact the type of business for which the special report must be filed, your response of NO to the specific interrogatory will be accepted in lieu of filing a "NONE" report and a bar code will be printed below. If the supplement is required of your company but is not being filed for whatever reason, enter SEE EXPLANATION and provide an explanation following the interrogatory questions.

**AUGUST FILING**

**RESPONSES**

33. Will Management's Report of Internal Control Over Financial Reporting be filed with the state of domicile by August 1?

SEE EXPLANATION

**EXPLANATION:**

none required

**BARCODE:**

Document Identifier 223:



SUPPLEMENT FOR THE YEAR 2012 OF THE OHIO INDEMNITY COMPANY

**MEDICARE PART D COVERAGE SUPPLEMENT**

Net of Reinsurance  
(To be Filed by March 1)

	1	2	3	4	5
	Individual Coverage		Group Coverage		Total
	Insured	Uninsured	Insured	Uninsured	Cash
1. Premiums Collected					
1.1 Standard Coverage					
1.11 With Reinsurance Coverage		XXX		XXX	
1.12 Without Reinsurance Coverage		XXX		XXX	
1.13 Risk-Corridor Payment Adjustments		XXX		XXX	
1.2 Supplemental Benefits		XXX		XXX	
2. Premiums Due and Uncollected - change					
2.1 Standard Coverage					
2.11 With Reinsurance Coverage		XXX		XXX	XXX
2.12 Without Reinsurance Coverage		XXX		XXX	XXX
2.2 Supplemental Benefits		XXX		XXX	XXX
3. Unearned Premium and Advance Premium - change					
3.1 Standard Coverage					
3.11 With Reinsurance Coverage		XXX		XXX	XXX
3.12 Without Reinsurance Coverage		XXX		XXX	XXX
3.2 Supplemental Benefits		XXX		XXX	XXX
4. Risk-Corridor Payment Adjustments - change					
4.1 Receivable		XXX		XXX	XXX
4.2 Payable		XXX		XXX	XXX
5. Earned Premiums					
5.1 Standard Coverage					
5.11 With Reinsurance Coverage		XXX		XXX	XXX
5.12 Without Reinsurance Coverage		XXX		XXX	XXX
5.13 Risk-Corridor Payment Adjustments		XXX		XXX	XXX
5.2 Supplemental Benefits		XXX		XXX	XXX
6. Total Premiums		XXX		XXX	
7. Claims Paid					
7.1 Standard Coverage					
7.11 With Reinsurance Coverage				XXX	
7.12 Without Reinsurance Coverage				XXX	
7.2 Supplemental Benefits				XXX	
8. Claim Reserves and Liabilities - change					
8.1 Standard Coverage					
8.11 With Reinsurance Coverage				XXX	XXX
8.12 Without Reinsurance Coverage		XXX		XXX	XXX
8.2 Supplemental Benefits		XXX		XXX	XXX
9. Healthcare Receivables - change					
9.1 Standard Coverage					
9.11 With Reinsurance Coverage		XXX		XXX	XXX
9.12 Without Reinsurance Coverage		XXX		XXX	XXX
9.2 Supplemental Benefits		XXX		XXX	XXX
10. Claims Incurred					
10.1 Standard Coverage					
10.11 With Reinsurance Coverage		XXX		XXX	XXX
10.12 Without Reinsurance Coverage		XXX		XXX	XXX
10.2 Supplemental Benefits		XXX		XXX	XXX
11. Total Claims		XXX		XXX	
12. Reinsurance Coverage and Low Income Cost Sharing					
12.1 Claims Paid - Net To Reimbursements Applied	XXX		XXX		
12.2 Reimbursements Received but Not Applied - change	XXX		XXX		
12.3 Reimbursements Receivable - change	XXX		XXX		XXX
12.4 Healthcare Receivables - change	XXX		XXX		XXX
13. Aggregate Policy Reserves - change					XXX
14. Expenses Paid		XXX		XXX	
15. Expenses Incurred		XXX		XXX	XXX
16. Underwriting Gain/Loss		XXX		XXX	XXX
17. Cash Flow Result	XXX	XXX	XXX	XXX	

**NONE**

# Property and Casualty

## Annual Statement Blank Alphabetical Index

Assets .....	2	Schedule H - Parts 2, 3, and 4 .....	32
Cash Flow .....	5	Schedule H - Part 5 - Health Claims .....	33
Exhibit of Capital Gains (Losses) .....	12	Schedule P - Part 1 - Summary .....	34
Exhibit of Net Investment Income .....	12	Schedule P - Part 1A - Homeowners/ Farmowners .....	36
Exhibit of Nonadmitted Assets .....	13	Schedule P - Part 1B - Private Passenger Auto Liability/Medical .....	37
Exhibit of Premiums and Losses (State Page) .....	19	Schedule P - Part 1C - Commercial Auto/Truck Liability/Medical .....	38
Five-Year Historical Data .....	17	Schedule P - Part 1D - Workers' Compensation .....	39
General Interrogatories .....	15	Schedule P - Part 1E - Commercial Multiple Peril .....	40
Jurat Page .....	1	Schedule P - Part 1F - Section 1 - Medical Professional Liability - Occurrence .....	41
Liabilities, Surplus and Other Funds .....	3	Schedule P - Part 1F - Section 2 - Medical Professional Liability - Claims-Made .....	42
Notes To Financial Statements .....	14	Schedule P - Part 1G - Special Liability (Ocean, Marine, Aircraft (All Perils), Boiler and Machinery) .....	43
Overflow Page For Write-ins .....	101	Schedule P - Part 1H - Section 1 - Other Liability - Occurrence .....	44
Schedule A - Part 1 .....	E01	Schedule P - Part 1H - Section 2 - Other Liability - Claims-Made .....	45
Schedule A - Part 2 .....	E02	Schedule P - Part 1I - Special Property (Fire, Allied Lines, Inland Marine, Earthquake, Burglary and Theft) .....	46
Schedule A - Part 3 .....	E03	Schedule P - Part 1J - Auto Physical Damage .....	47
Schedule A - Verification Between Years .....	SI02	Schedule P - Part 1K - Fidelity/Surety .....	48
Schedule B - Part 1 .....	E04	Schedule P - Part 1L - Other (Including Credit, Accident and Health) .....	49
Schedule B - Part 2 .....	E05	Schedule P - Part 1M - International .....	50
Schedule B - Part 3 .....	E06	Schedule P - Part 1N - Reinsurance .....	51
Schedule B - Verification Between Years .....	SI02	Schedule P - Part 1O - Reinsurance .....	52
Schedule BA - Part 1 .....	E07	Schedule P - Part 1P - Reinsurance .....	53
Schedule BA - Part 2 .....	E08	Schedule P - Part 1R - Section 1 - Products Liability - Occurrence .....	54
Schedule BA - Part 3 .....	E09	Schedule P - Part 1R - Section 2 - Products Liability - Claims-Made .....	55
Schedule BA - Verification Between Years .....	SI03	Schedule P - Part 1S - Financial Guaranty/Mortgage Guaranty .....	56
Schedule D - Part 1 .....	E10	Schedule P - Part 1T - Warranty .....	57
Schedule D - Part 1A - Section 1 .....	SI05	Schedule P - Parts 2, 3, and 4 - Summary .....	35
Schedule D - Part 1A - Section 2 .....	SI08	Schedule P - Part 2A - Homeowners/ Farmowners .....	58
Schedule D - Part 2 - Section 1 .....	E11	Schedule P - Part 2B - Private Passenger Auto Liability/Medical .....	58
Schedule D - Part 2 - Section 2 .....	E12	Schedule P - Part 2C - Commercial Auto/Truck Liability/Medical .....	58
Schedule D - Part 3 .....	E13	Schedule P - Part 2D - Workers' Compensation .....	58
Schedule D - Part 4 .....	E14	Schedule P - Part 2E - Commercial Multiple Peril .....	58
Schedule D - Part 5 .....	E15	Schedule P - Part 2F - Section 1 - Medical Professional Liability - Occurrence .....	59
Schedule D - Part 6 - Section 1 .....	E16	Schedule P - Part 2F - Section 2 - Medical Professional Liability - Claims-Made .....	59
Schedule D - Part 6 - Section 2 .....	E16	Schedule P - Part 2G - Special Liability (Ocean Marine, Aircraft (All Perils), Boiler and Machinery) .....	59
Schedule D - Summary By Country .....	SI04	Schedule P - Part 2H - Section 1 - Other Liability - Occurrence .....	59
Schedule D - Verification Between Years .....	SI03	Schedule P - Part 2H - Section 2 - Other Liability - Claims-Made .....	59
Schedule DA - Part 1 .....	E17	Schedule P - Part 2I - Special Property (Fire, Allied Lines, Inland Marine, Earthquake, Burglary and Theft) .....	60
Schedule DA - Verification Between Years .....	SI10	Schedule P - Part 2J - Auto Physical Damage .....	60
Schedule DB - Part A - Section 1 .....	E18	Schedule P - Part 2K - Fidelity/Surety .....	60
Schedule DB - Part A - Section 2 .....	E19	Schedule P - Part 2L - Other (Including Credit, Accident and Health) .....	60
Schedule DB - Part A - Verification Between Years .....	SI11	Schedule P - Part 2M - International .....	60
Schedule DB - Part B - Section 1 .....	E20	Schedule P - Part 2N - Reinsurance .....	61
Schedule DB - Part B - Section 2 .....	E21	Schedule P - Part 2O - Reinsurance .....	61
Schedule DB - Part B - Verification Between Years .....	SI11	Schedule P - Part 2P - Reinsurance .....	61
Schedule DB - Part C - Section 1 .....	SI12	Schedule P - Part 2R - Section 1 - Products Liability - Occurrence .....	62
Schedule DB - Part C - Section 2 .....	SI13	Schedule P - Part 2R - Section 2 - Products Liability - Claims-Made .....	62
Schedule DB - Part D .....	E22	Schedule P - Part 2S - Financial Guaranty/Mortgage Guaranty .....	62
Schedule DB - Verification .....	SI14	Schedule P - Part 2T - Warranty .....	62
Schedule DL - Part 1 .....	E23	Schedule P - Part 3A - Homeowners/ Farmowners .....	63
Schedule DL - Part 2 .....	E24	Schedule P - Part 3B - Private Passenger Auto Liability/Medical .....	63
Schedule E - Part 1 - Cash .....	E25	Schedule P - Part 3C - Commercial Auto/Truck Liability/Medical .....	63
Schedule E - Part 2 - Cash Equivalents .....	E26	Schedule P - Part 3D - Workers' Compensation .....	63
Schedule E - Part 3 - Special Deposits .....	E27	Schedule P - Part 3E - Commercial Multiple Peril .....	63
Schedule E - Verification Between Years .....	SI15	Schedule P - Part 3F - Section 1 - Medical Professional Liability - Occurrence .....	64
Schedule F - Part 1 .....	20	Schedule P - Part 3F - Section 2 - Medical Professional Liability - Claims-Made .....	64
Schedule F - Part 2 .....	21	Schedule P - Part 3G - Special Liability (Ocean Marine, Aircraft (All Perils), Boiler and Machinery) .....	64
Schedule F - Part 3 .....	22	Schedule P - Part 3H - Section 1 - Other Liability - Occurrence .....	64
Schedule F - Part 4 .....	23	Schedule P - Part 3H - Section 2 - Other Liability - Claims-Made .....	64
Schedule F - Part 5 .....	24	Schedule P - Part 3I - Special Property (Fire, Allied Lines, Inland Marine, Earthquake, Burglary and Theft) .....	65
Schedule F - Part 6 - Section 1 .....	25	Schedule P - Part 3J - Auto Physical Damage .....	65
Schedule F - Part 6 - Section 2 .....	27	Schedule P - Part 3K - Fidelity/Surety .....	65
Schedule F - Part 7 .....	28		
Schedule F - Part 8 .....	29		
Schedule F - Part 9 .....	30		
Schedule H - Accident and Health Exhibit - Part 1 .....	31		

# Property and Casualty

## Annual Statement Blank Alphabetical Index (cont.)

Schedule P - Part 3L - Other (Including Credit, Accident and Health) .....	65	Supplemental Exhibits and Schedules Interrogatories .....	100
Schedule P - Part 3M - International .....	65	Underwriting and Investment Exhibit Part 1 .....	6
Schedule P - Part 3N - Reinsurance .....	66	Underwriting and Investment Exhibit Part 1A .....	7
Schedule P - Part 3O - Reinsurance .....	66	Underwriting and Investment Exhibit Part 1B .....	8
Schedule P - Part 3P - Reinsurance .....	66	Underwriting and Investment Exhibit Part 2 .....	9
Schedule P - Part 3R - Section 1 - Products Liability - Occurrence .....	67	Underwriting and Investment Exhibit Part 2A .....	10
Schedule P - Part 3R - Section 2 - Products Liability - Claims-Made .....	67	Underwriting and Investment Exhibit Part 3 .....	11
Schedule P - Part 3S - Financial Guaranty/Mortgage Guaranty .....	67		
Schedule P - Part 3T - Warranty .....	67		
Schedule P - Part 4A - Homeowners/Farmowners .....	68		
Schedule P - Part 4B - Private Passenger Auto Liability/Medical .....	68		
Schedule P - Part 4C - Commercial Auto/Truck Liability/Medical .....	68		
Schedule P - Part 4D - Workers' Compensation .....	68		
Schedule P - Part 4E - Commercial Multiple Peril .....	68		
Schedule P - Part 4F - Section 1 - Medical Professional Liability - Occurrence .....	69		
Schedule P - Part 4F - Section 2 - Medical Professional Liability - Claims-Made .....	69		
Schedule P - Part 4G - Special Liability (Ocean Marine, Aircraft (All Perils), Boiler and Machinery) .....	69		
Schedule P - Part 4H - Section 1 - Other Liability - Occurrence .....	69		
Schedule P - Part 4H - Section 2 - Other Liability - Claims-Made .....	69		
Schedule P - Part 4I - Special Property (Fire, Allied Lines, Inland Marine, Earthquake, Burglary and Theft) .....	70		
Schedule P - Part 4J - Auto Physical Damage .....	70		
Schedule P - Part 4K - Fidelity/Surety .....	70		
Schedule P - Part 4L - Other (Including Credit, Accident and Health) .....	70		
Schedule P - Part 4M - International .....	70		
Schedule P - Part 4N - Reinsurance .....	71		
Schedule P - Part 4O - Reinsurance .....	71		
Schedule P - Part 4P - Reinsurance .....	71		
Schedule P - Part 4R - Section 1 - Products Liability - Occurrence .....	72		
Schedule P - Part 4R - Section 2 - Products Liability - Claims-Made .....	72		
Schedule P - Part 4S - Financial Guaranty/Mortgage Guaranty .....	72		
Schedule P - Part 4T - Warranty .....	72		
Schedule P - Part 5A - Homeowners/Farmowners .....	73		
Schedule P - Part 5B - Private Passenger Auto Liability/Medical .....	74		
Schedule P - Part 5C - Commercial Auto/Truck Liability/Medical .....	75		
Schedule P - Part 5D - Workers' Compensation .....	76		
Schedule P - Part 5E - Commercial Multiple Peril .....	77		
Schedule P - Part 5F - Medical Professional Liability - Claims-Made .....	79		
Schedule P - Part 5F - Medical Professional Liability - Occurrence .....	78		
Schedule P - Part 5H - Other Liability - Claims-Made .....	81		
Schedule P - Part 5H - Other Liability - Occurrence .....	80		
Schedule P - Part 5R - Products Liability - Claims-Made .....	83		
Schedule P - Part 5R - Products Liability - Occurrence .....	82		
Schedule P - Part 5T - Warranty .....	84		
Schedule P - Part 6C - Commercial Auto/Truck Liability/Medical .....	85		
Schedule P - Part 6D - Workers' Compensation .....	85		
Schedule P - Part 6E - Commercial Multiple Peril .....	86		
Schedule P - Part 6H - Other Liability - Claims-Made .....	87		
Schedule P - Part 6H - Other Liability - Occurrence .....	86		
Schedule P - Part 6M - International .....	87		
Schedule P - Part 6N - Reinsurance .....	88		
Schedule P - Part 6O - Reinsurance .....	88		
Schedule P - Part 6R - Products Liability - Claims-Made .....	89		
Schedule P - Part 6R - Products Liability - Occurrence .....	89		
Schedule P - Part 7A - Primary Loss Sensitive Contracts .....	90		
Schedule P - Part 7B - Reinsurance Loss Sensitive Contracts .....	92		
Schedule P Interrogatories .....	94		
Schedule T - Exhibit of Premiums Written .....	95		
Schedule T - Part 2 - Interstate Compact .....	96		
Schedule Y - Information Concerning Activities of Insurer Members of a Holding Company Group .....	97		
Schedule Y - Part 1A - Detail of Insurance Holding Company System .....	98		
Schedule Y - Part 2 - Summary of Insurer's Transactions With Any Affiliates .....	99		
Statement of Income .....	4		
Summary Investment Schedule .....	SI01		