



PROPERTY AND CASUALTY COMPANIES - ASSOCIATION EDITION

ANNUAL STATEMENT

FOR THE YEAR ENDED DECEMBER 31, 2012
OF THE CONDITION AND AFFAIRS OF THE

Nationwide Affinity Insurance Company of America

NAIC Group Code 0140 0140 NAIC Company Code 26093 Employer's ID Number 48-0470690
(Current) (Prior)

Organized under the Laws of Ohio, State of Domicile or Port of Entry Ohio
Country of Domicile United States of America

Incorporated/Organized 05/02/1924 Commenced Business 06/23/1924

Statutory Home Office One West Nationwide Blvd., Columbus, OH, US 43215-2220
(Street and Number) (City or Town, State, Country and Zip Code)

Main Administrative Office One West Nationwide Blvd.
(Street and Number)
Columbus, OH, US 43215-2220 614-249-7111
(City or Town, State, Country and Zip Code) (Area Code) (Telephone Number)

Mail Address One West Nationwide Blvd., 1-04-701, Columbus, OH, US 43215-2220
(Street and Number or P.O. Box) (City or Town, State, Country and Zip Code)

Primary Location of Books and Records One West Nationwide Blvd., 1-04-701
(Street and Number)
Columbus, OH, US 43215-2220 614-249-1545
(City or Town, State, Country and Zip Code) (Area Code) (Telephone Number)

Internet Website Address www.nationwide.com

Statutory Statement Contact Monda S. Caudill, 614-249-1545
(Name) (Area Code) (Telephone Number)
FinRpt@nationwide.com 866-315-1430
(E-mail Address) (FAX Number)

OFFICERS

President & COO Mark Angelo Pizzi VP & Treasurer Carol Lynn Dove
VP & Secretary Robert William Horner III

OTHER

Pamela Ann Biesecker Sr VP-Head of Taxation Lawrence Allen Hilsheimer Exec VP

DIRECTORS OR TRUSTEES

David Gerard Arango Lawrence Allen Hilsheimer Michael Patrick Leach
Mark Angelo Pizzi Kathryne Gambrell Reeves

State of Ohio SS:
County of Franklin

The officers of this reporting entity being duly sworn, each depose and say that they are the described officers of said reporting entity, and that on the reporting period stated above, all of the herein described assets were the absolute property of the said reporting entity, free and clear from any liens or claims thereon, except as herein stated, and that this statement, together with related exhibits, schedules and explanations therein contained, annexed or referred to, is a full and true statement of all the assets and liabilities and of the condition and affairs of the said reporting entity as of the reporting period stated above, and of its income and deductions therefrom for the period ended, and have been completed in accordance with the NAIC Annual Statement Instructions and Accounting Practices and Procedures manual except to the extent that: (1) state law may differ; or, (2) that state rules or regulations require differences in reporting not related to accounting practices and procedures, according to the best of their information, knowledge and belief, respectively. Furthermore, the scope of this attestation by the described officers also includes the related corresponding electronic filing with the NAIC, when required, that is an exact copy (except for formatting differences due to electronic filing) of the enclosed statement. The electronic filing may be requested by various regulators in lieu of or in addition to the enclosed statement.

Mark Angelo Pizzi
President & COO

Robert William Horner, III
VP & Secretary

Carol Lynn Dove
VP & Treasurer

Subscribed and sworn to before me this _____ day of January, 2013

- a. Is this an original filing? Yes [X] No []
b. If no,
1. State the amendment number.....
2. Date filed
3. Number of pages attached.....



ANNUAL STATEMENT FOR THE YEAR 2012 OF THE NATIONWIDE AFFINITY INSURANCE COMPANY OF AMERICA

EXHIBIT OF PREMIUMS AND LOSSES (Statutory Page 14)

NAIC Group Code 0140

Direct Business in the state of Alabama

During the Year 2012

NAIC Company Code 26093

Line of Business	Gross Premiums, Including Policy and Membership Fees, Less Return Premiums and Premiums on Policies not Taken		3 Dividends Paid or Credited to Policyholders on Direct Business	4 Direct Unearned Premium Reserves	5 Direct Losses Paid (deducting salvage)	6 Direct Losses Incurred	7 Direct Losses Unpaid	8 Direct Defense and Cost Containment Expense Paid	9 Direct Defense and Cost Containment Expense Incurred	10 Direct Defense and Cost Containment Expense Unpaid	11 Commissions and Brokerage Expenses	12 Taxes, Licenses and Fees
	1 Direct Premiums Written	2 Direct Premiums Earned										
1. Fire												
2.1 Allied lines												
2.2 Multiple peril crop												
2.3 Federal flood												
3. Farmowners multiple peril												
4. Homeowners multiple peril												
5.1 Commercial multiple peril (non-liability portion)												
5.2 Commercial multiple peril (liability portion)												
6. Mortgage guaranty												
8. Ocean marine												
9. Inland marine												
10. Financial guaranty												
11. Medical professional liability												
12. Earthquake												
13. Group accident and health (b)												
14. Credit accident and health (group and individual)												
15.1 Collectively renewable accident and health (b)												
15.2 Non-cancelable accident and health(b)												
15.3 Guaranteed renewable accident and health(b)												
15.4 Non-renewable for stated reasons only (b)												
15.5 Other accident only												
15.6 Medicare Title XVIII exempt from state taxes or fees												
15.7 All other accident and health (b)												
15.8 Federal employees health benefits program premium (b)												
16. Workers' compensation												250
17.1 Other Liability - occurrence												
17.2 Other Liability - claims made												
17.3 Excess workers' compensation												
18. Products liability												
19.1 Private passenger auto no-fault (personal injury protection)												
19.2 Other private passenger auto liability	(99)	(99)										23,545
19.3 Commercial auto no-fault (personal injury protection)												
19.4 Other commercial auto liability												
21.1 Private passenger auto physical damage												
21.2 Commercial auto physical damage												
22. Aircraft (all perils)												
23. Fidelity												
24. Surety												
26. Burglary and theft												
27. Boiler and machinery												
28. Credit												
30. Warranty												
34. Aggregate write-ins for other lines of business												
35. TOTALS (a)	(99)	(99)										23,795
DETAILS OF WRITE-INS												
3401.												
3402.												
3403.												
3498. Summary of remaining write-ins for Line 34 from overflow page												
3499. Totals (Lines 3401 thru 3403 plus 3498)(Line 34 above)												

(a) Finance and service charges not included in Lines 1 to 35 \$

(b) For health business on indicated lines report: Number of persons insured under PPO managed care products and number of persons insured under indemnity only products

19.AL



ANNUAL STATEMENT FOR THE YEAR 2012 OF THE NATIONWIDE AFFINITY INSURANCE COMPANY OF AMERICA

EXHIBIT OF PREMIUMS AND LOSSES (Statutory Page 14)

NAIC Group Code 0140

Direct Business in the state of Alaska

During the Year 2012

NAIC Company Code 26093

Line of Business	Gross Premiums, Including Policy and Membership Fees, Less Return Premiums and Premiums on Policies not Taken		3 Dividends Paid or Credited to Policyholders on Direct Business	4 Direct Unearned Premium Reserves	5 Direct Losses Paid (deducting salvage)	6 Direct Losses Incurred	7 Direct Losses Unpaid	8 Direct Defense and Cost Containment Expense Paid	9 Direct Defense and Cost Containment Expense Incurred	10 Direct Defense and Cost Containment Expense Unpaid	11 Commissions and Brokerage Expenses	12 Taxes, Licenses and Fees
	1 Direct Premiums Written	2 Direct Premiums Earned										
1. Fire												
2.1 Allied lines												
2.2 Multiple peril crop												
2.3 Federal flood												
3. Farmowners multiple peril												
4. Homeowners multiple peril												
5.1 Commercial multiple peril (non-liability portion)												
5.2 Commercial multiple peril (liability portion)												
6. Mortgage guaranty												
8. Ocean marine												
9. Inland marine												
10. Financial guaranty												
11. Medical professional liability												
12. Earthquake												
13. Group accident and health (b)												
14. Credit accident and health (group and individual)												
15.1 Collectively renewable accident and health (b)												
15.2 Non-cancelable accident and health(b)												
15.3 Guaranteed renewable accident and health(b)												
15.4 Non-renewable for stated reasons only (b)												
15.5 Other accident only												
15.6 Medicare Title XVIII exempt from state taxes or fees												
15.7 All other accident and health (b)												
15.8 Federal employees health benefits program premium (b)												
16. Workers' compensation												
17.1 Other Liability - occurrence												
17.2 Other Liability - claims made												
17.3 Excess workers' compensation												
18. Products liability												
19.1 Private passenger auto no-fault (personal injury protection)												
19.2 Other private passenger auto liability												
19.3 Commercial auto no-fault (personal injury protection)												
19.4 Other commercial auto liability												
21.1 Private passenger auto physical damage												
21.2 Commercial auto physical damage												
22. Aircraft (all perils)												
23. Fidelity												
24. Surety												
26. Burglary and theft												
27. Boiler and machinery												
28. Credit												
30. Warranty												
34. Aggregate write-ins for other lines of business												
35. TOTALS (a)												
DETAILS OF WRITE-INS												
3401.												
3402.												
3403.												
3498. Summary of remaining write-ins for Line 34 from overflow page												
3499. Totals (Lines 3401 thru 3403 plus 3498)(Line 34 above)												

NONE

(a) Finance and service charges not included in Lines 1 to 35 \$

(b) For health business on indicated lines report: Number of persons insured under PPO managed care products and number of persons insured under indemnity only products

19.AK



ANNUAL STATEMENT FOR THE YEAR 2012 OF THE NATIONWIDE AFFINITY INSURANCE COMPANY OF AMERICA

EXHIBIT OF PREMIUMS AND LOSSES (Statutory Page 14)

NAIC Group Code 0140

Direct Business in the state of Arizona

During the Year 2012

NAIC Company Code 26093

Line of Business	Gross Premiums, Including Policy and Membership Fees, Less Return Premiums and Premiums on Policies not Taken		3 Dividends Paid or Credited to Policyholders on Direct Business	4 Direct Unearned Premium Reserves	5 Direct Losses Paid (deducting salvage)	6 Direct Losses Incurred	7 Direct Losses Unpaid	8 Direct Defense and Cost Containment Expense Paid	9 Direct Defense and Cost Containment Expense Incurred	10 Direct Defense and Cost Containment Expense Unpaid	11 Commissions and Brokerage Expenses	12 Taxes, Licenses and Fees
	1 Direct Premiums Written	2 Direct Premiums Earned										
1. Fire												1,699
2.1 Allied lines												4,243
2.2 Multiple peril crop												
2.3 Federal flood												
3. Farmowners multiple peril												
4. Homeowners multiple peril	6,132,313	5,772,549		3,261,834	3,696,974	2,845,015	739,909	69,984	87,976	72,562	963,400	135,169
5.1 Commercial multiple peril (non-liability portion)												
5.2 Commercial multiple peril (liability portion)												
6. Mortgage guaranty												
8. Ocean marine												
9. Inland marine	189,275	178,533		98,285	93,863	109,424	17,496	190	335	454	29,602	4,175
10. Financial guaranty												
11. Medical professional liability												
12. Earthquake	8,158	7,471		3,902	7	7					1,161	174
13. Group accident and health (b)												
14. Credit accident and health (group and individual)												
15.1 Collectively renewable accident and health (b)												
15.2 Non-cancelable accident and health(b)												
15.3 Guaranteed renewable accident and health(b)												
15.4 Non-renewable for stated reasons only (b)												
15.5 Other accident only												
15.6 Medicare Title XVIII exempt from state taxes or fees												
15.7 All other accident and health (b)												
15.8 Federal employees health benefits program premium (b)												
16. Workers' compensation												
17.1 Other Liability - occurrence												707
17.2 Other Liability - claims made												
17.3 Excess workers' compensation												
18. Products liability												
19.1 Private passenger auto no-fault (personal injury protection)												
19.2 Other private passenger auto liability	2,598,657	1,612,070		986,587	260,325	1,175,317	914,992	180	29,472	29,291	365,882	57,718
19.3 Commercial auto no-fault (personal injury protection)												
19.4 Other commercial auto liability												
21.1 Private passenger auto physical damage	1,626,598	1,010,920		615,678	639,615	735,752	96,137	29	2,770	2,741	211,306	36,131
21.2 Commercial auto physical damage												
22. Aircraft (all perils)												
23. Fidelity												
24. Surety												
26. Burglary and theft	837	469		367		34	34				90	18
27. Boiler and machinery	14,154	7,576		7,718	6,620	6,620					2,263	296
28. Credit												
30. Warranty												
34. Aggregate write-ins for other lines of business												
35. TOTALS (a)	10,569,992	8,589,588		4,974,371	4,697,404	4,872,169	1,768,568	70,383	120,553	105,048	1,580,353	233,681
DETAILS OF WRITE-INS												
3401.												
3402.												
3403.												
3498. Summary of remaining write-ins for Line 34 from overflow page												
3499. Totals (Lines 3401 thru 3403 plus 3498)(Line 34 above)												

(a) Finance and service charges not included in Lines 1 to 35 \$ 28,893

(b) For health business on indicated lines report: Number of persons insured under PPO managed care products and number of persons insured under indemnity only products

19.AZ



ANNUAL STATEMENT FOR THE YEAR 2012 OF THE NATIONWIDE AFFINITY INSURANCE COMPANY OF AMERICA

EXHIBIT OF PREMIUMS AND LOSSES (Statutory Page 14)

NAIC Group Code 0140

Direct Business in the state of Arkansas

During the Year 2012

NAIC Company Code 26093

Line of Business	Gross Premiums, Including Policy and Membership Fees, Less Return Premiums and Premiums on Policies not Taken		3 Dividends Paid or Credited to Policyholders on Direct Business	4 Direct Unearned Premium Reserves	5 Direct Losses Paid (deducting salvage)	6 Direct Losses Incurred	7 Direct Losses Unpaid	8 Direct Defense and Cost Containment Expense Paid	9 Direct Defense and Cost Containment Expense Incurred	10 Direct Defense and Cost Containment Expense Unpaid	11 Commissions and Brokerage Expenses	12 Taxes, Licenses and Fees
	1 Direct Premiums Written	2 Direct Premiums Earned										
1. Fire												
2.1 Allied lines												
2.2 Multiple peril crop												
2.3 Federal flood												
3. Farmowners multiple peril												
4. Homeowners multiple peril												
5.1 Commercial multiple peril (non-liability portion)												
5.2 Commercial multiple peril (liability portion)												
6. Mortgage guaranty												
8. Ocean marine												
9. Inland marine												
10. Financial guaranty												
11. Medical professional liability												
12. Earthquake												
13. Group accident and health (b)												
14. Credit accident and health (group and individual)												
15.1 Collectively renewable accident and health (b)												
15.2 Non-cancelable accident and health(b)												
15.3 Guaranteed renewable accident and health(b)												
15.4 Non-renewable for stated reasons only (b)												
15.5 Other accident only												
15.6 Medicare Title XVIII exempt from state taxes or fees												
15.7 All other accident and health (b)												
15.8 Federal employees health benefits program premium (b)												
16. Workers' compensation												
17.1 Other Liability - occurrence												
17.2 Other Liability - claims made												
17.3 Excess workers' compensation												
18. Products liability												
19.1 Private passenger auto no-fault (personal injury protection)												
19.2 Other private passenger auto liability												1,910
19.3 Commercial auto no-fault (personal injury protection)												
19.4 Other commercial auto liability												
21.1 Private passenger auto physical damage												
21.2 Commercial auto physical damage												
22. Aircraft (all perils)												
23. Fidelity												
24. Surety												
26. Burglary and theft												
27. Boiler and machinery												
28. Credit												
30. Warranty												
34. Aggregate write-ins for other lines of business												
35. TOTALS (a)												1,910
DETAILS OF WRITE-INS												
3401.												
3402.												
3403.												
3498. Summary of remaining write-ins for Line 34 from overflow page												
3499. Totals (Lines 3401 thru 3403 plus 3498)(Line 34 above)												

(a) Finance and service charges not included in Lines 1 to 35 \$

(b) For health business on indicated lines report: Number of persons insured under PPO managed care products and number of persons insured under indemnity only products

19 AR



ANNUAL STATEMENT FOR THE YEAR 2012 OF THE NATIONWIDE AFFINITY INSURANCE COMPANY OF AMERICA

EXHIBIT OF PREMIUMS AND LOSSES (Statutory Page 14)

NAIC Group Code 0140

Direct Business in the state of California

During the Year 2012

NAIC Company Code 26093

Line of Business	Gross Premiums, Including Policy and Membership Fees, Less Return Premiums and Premiums on Policies not Taken		3 Dividends Paid or Credited to Policyholders on Direct Business	4 Direct Unearned Premium Reserves	5 Direct Losses Paid (deducting salvage)	6 Direct Losses Incurred	7 Direct Losses Unpaid	8 Direct Defense and Cost Containment Expense Paid	9 Direct Defense and Cost Containment Expense Incurred	10 Direct Defense and Cost Containment Expense Unpaid	11 Commissions and Brokerage Expenses	12 Taxes, Licenses and Fees
	1 Direct Premiums Written	2 Direct Premiums Earned										
1. Fire												
2.1 Allied lines												
2.2 Multiple peril crop												
2.3 Federal flood												
3. Farmowners multiple peril												
4. Homeowners multiple peril												
5.1 Commercial multiple peril (non-liability portion)												
5.2 Commercial multiple peril (liability portion)												
6. Mortgage guaranty												
8. Ocean marine												
9. Inland marine												
10. Financial guaranty												
11. Medical professional liability												
12. Earthquake												
13. Group accident and health (b)												
14. Credit accident and health (group and individual)												
15.1 Collectively renewable accident and health (b)												
15.2 Non-cancelable accident and health(b)												
15.3 Guaranteed renewable accident and health(b)												
15.4 Non-renewable for stated reasons only (b)												
15.5 Other accident only												
15.6 Medicare Title XVIII exempt from state taxes or fees												
15.7 All other accident and health (b)												
15.8 Federal employees health benefits program premium (b)												
16. Workers' compensation												
17.1 Other Liability - occurrence												
17.2 Other Liability - claims made												
17.3 Excess workers' compensation												
18. Products liability												
19.1 Private passenger auto no-fault (personal injury protection)												
19.2 Other private passenger auto liability					(94)	65	(610)		(549)	367		942
19.3 Commercial auto no-fault (personal injury protection)												
19.4 Other commercial auto liability												
21.1 Private passenger auto physical damage					(1,305)	(1,193)	(180)	(137)	(141)			
21.2 Commercial auto physical damage												
22. Aircraft (all perils)												
23. Fidelity												
24. Surety												
26. Burglary and theft												
27. Boiler and machinery												
28. Credit												
30. Warranty												
34. Aggregate write-ins for other lines of business												
35. TOTALS (a)					(1,399)	(1,128)	(790)	(137)	(690)	367		942
DETAILS OF WRITE-INS												
3401.												
3402.												
3403.												
3498. Summary of remaining write-ins for Line 34 from overflow page												
3499. Totals (Lines 3401 thru 3403 plus 3498)(Line 34 above)												

(a) Finance and service charges not included in Lines 1 to 35 \$

(b) For health business on indicated lines report: Number of persons insured under PPO managed care products and number of persons insured under indemnity only products

19 CA



ANNUAL STATEMENT FOR THE YEAR 2012 OF THE NATIONWIDE AFFINITY INSURANCE COMPANY OF AMERICA

EXHIBIT OF PREMIUMS AND LOSSES (Statutory Page 14)

NAIC Group Code 0140

Direct Business in the state of Colorado

During the Year 2012

NAIC Company Code 26093

Line of Business	Gross Premiums, Including Policy and Membership Fees, Less Return Premiums and Premiums on Policies not Taken		3 Dividends Paid or Credited to Policyholders on Direct Business	4 Direct Unearned Premium Reserves	5 Direct Losses Paid (deducting salvage)	6 Direct Losses Incurred	7 Direct Losses Unpaid	8 Direct Defense and Cost Containment Expense Paid	9 Direct Defense and Cost Containment Expense Incurred	10 Direct Defense and Cost Containment Expense Unpaid	11 Commissions and Brokerage Expenses	12 Taxes, Licenses and Fees
	1 Direct Premiums Written	2 Direct Premiums Earned										
1. Fire												1,260
2.1 Allied lines												3,485
2.2 Multiple peril crop												
2.3 Federal flood												
3. Farmowners multiple peril												
4. Homeowners multiple peril	10,936,166	9,821,633		5,748,067	11,312,553	12,112,099	2,105,092	223,049	225,007	155,710	1,712,267	182,640
5.1 Commercial multiple peril (non-liability portion)												
5.2 Commercial multiple peril (liability portion)												
6. Mortgage guaranty												
8. Ocean marine												
9. Inland marine	172,435	160,545		86,256	112,111	114,677	3,704	325	407	449	26,994	2,854
10. Financial guaranty												
11. Medical professional liability												
12. Earthquake	6,877	6,538		4,069	6	6					1,015	128
13. Group accident and health (b)												
14. Credit accident and health (group and individual)												
15.1 Collectively renewable accident and health (b)												
15.2 Non-cancelable accident and health(b)												
15.3 Guaranteed renewable accident and health(b)												
15.4 Non-renewable for stated reasons only (b)												
15.5 Other accident only												
15.6 Medicare Title XVIII exempt from state taxes or fees												
15.7 All other accident and health (b)												
15.8 Federal employees health benefits program premium (b)												
16. Workers' compensation												
17.1 Other Liability - occurrence											214	
17.2 Other Liability - claims made												
17.3 Excess workers' compensation												
18. Products liability												
19.1 Private passenger auto no-fault (personal injury protection)												
19.2 Other private passenger auto liability	951,321	485,191		466,130	94,769	393,463	298,693	63	8,318	8,255	120,193	18,491
19.3 Commercial auto no-fault (personal injury protection)												
19.4 Other commercial auto liability												
21.1 Private passenger auto physical damage	595,510	301,163		294,348	261,819	285,597	23,778		860	860	99,839	11,553
21.2 Commercial auto physical damage												
22. Aircraft (all perils)												
23. Fidelity												
24. Surety												
26. Burglary and theft	421	173		248		13	13				51	8
27. Boiler and machinery	10,654	4,724		6,037	351	351					1,692	186
28. Credit												
30. Warranty												
34. Aggregate write-ins for other lines of business												
35. TOTALS (a)	12,673,384	10,779,967		6,605,155	11,781,609	12,906,206	2,431,280	223,437	234,592	165,274	1,967,010	215,860
DETAILS OF WRITE-INS												
3401.												
3402.												
3403.												
3498. Summary of remaining write-ins for Line 34 from overflow page												
3499. Totals (Lines 3401 thru 3403 plus 3498)(Line 34 above)												

(a) Finance and service charges not included in Lines 1 to 35 \$ 6,928

(b) For health business on indicated lines report: Number of persons insured under PPO managed care products and number of persons insured under indemnity only products

19 CO



ANNUAL STATEMENT FOR THE YEAR 2012 OF THE NATIONWIDE AFFINITY INSURANCE COMPANY OF AMERICA

EXHIBIT OF PREMIUMS AND LOSSES (Statutory Page 14)

NAIC Group Code 0140

Direct Business in the state of Connecticut

During the Year 2012

NAIC Company Code 26093

Line of Business	Gross Premiums, Including Policy and Membership Fees, Less Return Premiums and Premiums on Policies not Taken		3 Dividends Paid or Credited to Policyholders on Direct Business	4 Direct Unearned Premium Reserves	5 Direct Losses Paid (deducting salvage)	6 Direct Losses Incurred	7 Direct Losses Unpaid	8 Direct Defense and Cost Containment Expense Paid	9 Direct Defense and Cost Containment Expense Incurred	10 Direct Defense and Cost Containment Expense Unpaid	11 Commissions and Brokerage Expenses	12 Taxes, Licenses and Fees
	1 Direct Premiums Written	2 Direct Premiums Earned										
1. Fire												
2.1 Allied lines												
2.2 Multiple peril crop												
2.3 Federal flood												
3. Farmowners multiple peril												
4. Homeowners multiple peril												
5.1 Commercial multiple peril (non-liability portion)												
5.2 Commercial multiple peril (liability portion)												
6. Mortgage guaranty												
8. Ocean marine												
9. Inland marine												
10. Financial guaranty												
11. Medical professional liability												
12. Earthquake												
13. Group accident and health (b)												
14. Credit accident and health (group and individual)												
15.1 Collectively renewable accident and health (b)												
15.2 Non-cancelable accident and health(b)												
15.3 Guaranteed renewable accident and health(b)												
15.4 Non-renewable for stated reasons only (b)												
15.5 Other accident only												
15.6 Medicare Title XVIII exempt from state taxes or fees												
15.7 All other accident and health (b)												
15.8 Federal employees health benefits program premium (b)												
16. Workers' compensation												
17.1 Other Liability - occurrence												
17.2 Other Liability - claims made												
17.3 Excess workers' compensation												
18. Products liability												
19.1 Private passenger auto no-fault (personal injury protection)												
19.2 Other private passenger auto liability												2,493
19.3 Commercial auto no-fault (personal injury protection)												
19.4 Other commercial auto liability												
21.1 Private passenger auto physical damage												
21.2 Commercial auto physical damage												
22. Aircraft (all perils)												
23. Fidelity												
24. Surety												
26. Burglary and theft												
27. Boiler and machinery												
28. Credit												
30. Warranty												
34. Aggregate write-ins for other lines of business												
35. TOTALS (a)												2,493
DETAILS OF WRITE-INS												
3401.												
3402.												
3403.												
3498. Summary of remaining write-ins for Line 34 from overflow page												
3499. Totals (Lines 3401 thru 3403 plus 3498)(Line 34 above)												

(a) Finance and service charges not included in Lines 1 to 35 \$

(b) For health business on indicated lines report: Number of persons insured under PPO managed care products and number of persons insured under indemnity only products

19.CT



ANNUAL STATEMENT FOR THE YEAR 2012 OF THE NATIONWIDE AFFINITY INSURANCE COMPANY OF AMERICA

EXHIBIT OF PREMIUMS AND LOSSES (Statutory Page 14)

NAIC Group Code 0140

Direct Business in the state of Delaware

During the Year 2012

NAIC Company Code 26093

Line of Business	Gross Premiums, Including Policy and Membership Fees, Less Return Premiums and Premiums on Policies not Taken		3 Dividends Paid or Credited to Policyholders on Direct Business	4 Direct Unearned Premium Reserves	5 Direct Losses Paid (deducting salvage)	6 Direct Losses Incurred	7 Direct Losses Unpaid	8 Direct Defense and Cost Containment Expense Paid	9 Direct Defense and Cost Containment Expense Incurred	10 Direct Defense and Cost Containment Expense Unpaid	11 Commissions and Brokerage Expenses	12 Taxes, Licenses and Fees
	1 Direct Premiums Written	2 Direct Premiums Earned										
1. Fire												
2.1 Allied lines												
2.2 Multiple peril crop												
2.3 Federal flood												
3. Farmowners multiple peril												
4. Homeowners multiple peril												
5.1 Commercial multiple peril (non-liability portion)												
5.2 Commercial multiple peril (liability portion)												
6. Mortgage guaranty												
8. Ocean marine												
9. Inland marine												
10. Financial guaranty												
11. Medical professional liability												
12. Earthquake												
13. Group accident and health (b)												
14. Credit accident and health (group and individual)												
15.1 Collectively renewable accident and health (b)												
15.2 Non-cancelable accident and health(b)												
15.3 Guaranteed renewable accident and health(b)												
15.4 Non-renewable for stated reasons only (b)												
15.5 Other accident only												
15.6 Medicare Title XVIII exempt from state taxes or fees												
15.7 All other accident and health (b)												
15.8 Federal employees health benefits program premium (b)												
16. Workers' compensation												
17.1 Other Liability - occurrence												
17.2 Other Liability - claims made												
17.3 Excess workers' compensation												
18. Products liability												
19.1 Private passenger auto no-fault (personal injury protection)												
19.2 Other private passenger auto liability												500
19.3 Commercial auto no-fault (personal injury protection)												
19.4 Other commercial auto liability												
21.1 Private passenger auto physical damage												
21.2 Commercial auto physical damage												
22. Aircraft (all perils)												
23. Fidelity												
24. Surety												
26. Burglary and theft												
27. Boiler and machinery												
28. Credit												
30. Warranty												
34. Aggregate write-ins for other lines of business												
35. TOTALS (a)												500
DETAILS OF WRITE-INS												
3401.												
3402.												
3403.												
3498. Summary of remaining write-ins for Line 34 from overflow page												
3499. Totals (Lines 3401 thru 3403 plus 3498)(Line 34 above)												

(a) Finance and service charges not included in Lines 1 to 35 \$

(b) For health business on indicated lines report: Number of persons insured under PPO managed care products and number of persons insured under indemnity only products

19.DE



ANNUAL STATEMENT FOR THE YEAR 2012 OF THE NATIONWIDE AFFINITY INSURANCE COMPANY OF AMERICA

EXHIBIT OF PREMIUMS AND LOSSES (Statutory Page 14)

NAIC Group Code 0140

Direct Business in the state of District of Columbia

During the Year 2012

NAIC Company Code 26093

Line of Business	Gross Premiums, Including Policy and Membership Fees, Less Return Premiums and Premiums on Policies not Taken		3 Dividends Paid or Credited to Policyholders on Direct Business	4 Direct Unearned Premium Reserves	5 Direct Losses Paid (deducting salvage)	6 Direct Losses Incurred	7 Direct Losses Unpaid	8 Direct Defense and Cost Containment Expense Paid	9 Direct Defense and Cost Containment Expense Incurred	10 Direct Defense and Cost Containment Expense Unpaid	11 Commissions and Brokerage Expenses	12 Taxes, Licenses and Fees
	1 Direct Premiums Written	2 Direct Premiums Earned										
1. Fire												
2.1 Allied lines												
2.2 Multiple peril crop												
2.3 Federal flood												
3. Farmowners multiple peril												
4. Homeowners multiple peril												
5.1 Commercial multiple peril (non-liability portion)												
5.2 Commercial multiple peril (liability portion)												
6. Mortgage guaranty												
8. Ocean marine												
9. Inland marine												
10. Financial guaranty												
11. Medical professional liability												
12. Earthquake												
13. Group accident and health (b)												
14. Credit accident and health (group and individual)												
15.1 Collectively renewable accident and health (b)												
15.2 Non-cancelable accident and health(b)												
15.3 Guaranteed renewable accident and health(b)												
15.4 Non-renewable for stated reasons only (b)												
15.5 Other accident only												
15.6 Medicare Title XVIII exempt from state taxes or fees												
15.7 All other accident and health (b)												
15.8 Federal employees health benefits program premium (b)												
16. Workers' compensation												
17.1 Other Liability - occurrence												
17.2 Other Liability - claims made												
17.3 Excess workers' compensation												
18. Products liability												
19.1 Private passenger auto no-fault (personal injury protection)	11,824	11,338		3,153	8,092	3,558	(3,743)		(147)	337	1,243	286
19.2 Other private passenger auto liability	815,083	845,347		203,252	554,262	662,222	538,549	26,671	17,041	39,239	85,814	20,116
19.3 Commercial auto no-fault (personal injury protection)												
19.4 Other commercial auto liability												
21.1 Private passenger auto physical damage	253,342	252,520		68,988	88,021	88,633	8,623		(15)	385	26,195	6,376
21.2 Commercial auto physical damage												
22. Aircraft (all perils)												
23. Fidelity												
24. Surety												
26. Burglary and theft												
27. Boiler and machinery												
28. Credit												
30. Warranty												
34. Aggregate write-ins for other lines of business												
35. TOTALS (a)	1,080,249	1,109,205		275,393	650,375	754,413	543,429	26,671	16,879	39,961	113,252	26,778
DETAILS OF WRITE-INS												
3401.												
3402.												
3403.												
3498. Summary of remaining write-ins for Line 34 from overflow page												
3499. Totals (Lines 3401 thru 3403 plus 3498)(Line 34 above)												

(a) Finance and service charges not included in Lines 1 to 35 \$18,162

(b) For health business on indicated lines report: Number of persons insured under PPO managed care products and number of persons insured under indemnity only products

19.DC



ANNUAL STATEMENT FOR THE YEAR 2012 OF THE NATIONWIDE AFFINITY INSURANCE COMPANY OF AMERICA

EXHIBIT OF PREMIUMS AND LOSSES (Statutory Page 14)

NAIC Group Code 0140

Direct Business in the state of Florida

During the Year 2012

NAIC Company Code 26093

Line of Business	Gross Premiums, Including Policy and Membership Fees, Less Return Premiums and Premiums on Policies not Taken		3 Dividends Paid or Credited to Policyholders on Direct Business	4 Direct Unearned Premium Reserves	5 Direct Losses Paid (deducting salvage)	6 Direct Losses Incurred	7 Direct Losses Unpaid	8 Direct Defense and Cost Containment Expense Paid	9 Direct Defense and Cost Containment Expense Incurred	10 Direct Defense and Cost Containment Expense Unpaid	11 Commissions and Brokerage Expenses	12 Taxes, Licenses and Fees
	1 Direct Premiums Written	2 Direct Premiums Earned										
1. Fire												
2.1 Allied lines												
2.2 Multiple peril crop												
2.3 Federal flood												
3. Farmowners multiple peril												
4. Homeowners multiple peril												
5.1 Commercial multiple peril (non-liability portion)												
5.2 Commercial multiple peril (liability portion)												
6. Mortgage guaranty												
8. Ocean marine												
9. Inland marine												
10. Financial guaranty												
11. Medical professional liability												
12. Earthquake												
13. Group accident and health (b)												
14. Credit accident and health (group and individual)												
15.1 Collectively renewable accident and health (b)												
15.2 Non-cancelable accident and health(b)												
15.3 Guaranteed renewable accident and health(b)												
15.4 Non-renewable for stated reasons only (b)												
15.5 Other accident only												
15.6 Medicare Title XVIII exempt from state taxes or fees												
15.7 All other accident and health (b)												
15.8 Federal employees health benefits program premium (b)												
16. Workers' compensation												
17.1 Other Liability - occurrence												
17.2 Other Liability - claims made												
17.3 Excess workers' compensation												
18. Products liability												
19.1 Private passenger auto no-fault (personal injury protection)												
19.2 Other private passenger auto liability		(93)	(93)									1,490
19.3 Commercial auto no-fault (personal injury protection)												
19.4 Other commercial auto liability												
21.1 Private passenger auto physical damage												
21.2 Commercial auto physical damage												
22. Aircraft (all perils)												
23. Fidelity												
24. Surety												
26. Burglary and theft												
27. Boiler and machinery												
28. Credit												
30. Warranty												
34. Aggregate write-ins for other lines of business												
35. TOTALS (a)		(93)	(93)									1,490
DETAILS OF WRITE-INS												
3401.												
3402.												
3403.												
3498. Summary of remaining write-ins for Line 34 from overflow page												
3499. Totals (Lines 3401 thru 3403 plus 3498)(Line 34 above)												

(a) Finance and service charges not included in Lines 1 to 35 \$

(b) For health business on indicated lines report: Number of persons insured under PPO managed care products and number of persons insured under indemnity only products

19.FL



ANNUAL STATEMENT FOR THE YEAR 2012 OF THE NATIONWIDE AFFINITY INSURANCE COMPANY OF AMERICA

EXHIBIT OF PREMIUMS AND LOSSES (Statutory Page 14)

NAIC Group Code 0140

Direct Business in the state of Georgia

During the Year 2012

NAIC Company Code 26093

Table with 12 columns: Line of Business, Direct Premiums Written, Direct Premiums Earned, Dividends Paid or Credited to Policyholders on Direct Business, Direct Unearned Premium Reserves, Direct Losses Paid (deducting salvage), Direct Losses Incurred, Direct Losses Unpaid, Direct Defense and Cost Containment Expense Paid, Direct Defense and Cost Containment Expense Incurred, Direct Defense and Cost Containment Expense Unpaid, Commissions and Brokerage Expenses, Taxes, Licenses and Fees. Rows include various insurance categories like Fire, Multiple peril crop, Federal flood, etc., and a TOTALS row.

(a) Finance and service charges not included in Lines 1 to 35 \$ 749,359

(b) For health business on indicated lines report: Number of persons insured under PPO managed care products and number of persons insured under indemnity only products

19.GA



ANNUAL STATEMENT FOR THE YEAR 2012 OF THE NATIONWIDE AFFINITY INSURANCE COMPANY OF AMERICA

EXHIBIT OF PREMIUMS AND LOSSES (Statutory Page 14)

NAIC Group Code 0140

Direct Business in the state of Idaho

During the Year 2012

NAIC Company Code 26093

Line of Business	Gross Premiums, Including Policy and Membership Fees, Less Return Premiums and Premiums on Policies not Taken		3 Dividends Paid or Credited to Policyholders on Direct Business	4 Direct Unearned Premium Reserves	5 Direct Losses Paid (deducting salvage)	6 Direct Losses Incurred	7 Direct Losses Unpaid	8 Direct Defense and Cost Containment Expense Paid	9 Direct Defense and Cost Containment Expense Incurred	10 Direct Defense and Cost Containment Expense Unpaid	11 Commissions and Brokerage Expenses	12 Taxes, Licenses and Fees
	1 Direct Premiums Written	2 Direct Premiums Earned										
1. Fire												
2.1 Allied lines												
2.2 Multiple peril crop												
2.3 Federal flood												
3. Farmowners multiple peril												
4. Homeowners multiple peril	1,654,611	1,328,211		928,851	896,210	1,051,178	202,982	10,596	18,123	14,069	269,499	25,861
5.1 Commercial multiple peril (non-liability portion)												
5.2 Commercial multiple peril (liability portion)												
6. Mortgage guaranty												
8. Ocean marine												
9. Inland marine	27,157	22,422		15,503	298	616	564		27	52	4,506	432
10. Financial guaranty												
11. Medical professional liability												
12. Earthquake	4,363	3,777		2,573	4	4					578	68
13. Group accident and health (b)												
14. Credit accident and health (group and individual)												
15.1 Collectively renewable accident and health (b)												
15.2 Non-cancelable accident and health(b)												
15.3 Guaranteed renewable accident and health(b)												
15.4 Non-renewable for stated reasons only (b)												
15.5 Other accident only												
15.6 Medicare Title XVIII exempt from state taxes or fees												
15.7 All other accident and health (b)												
15.8 Federal employees health benefits program premium (b)												
16. Workers' compensation												400
17.1 Other Liability - occurrence												
17.2 Other Liability - claims made												
17.3 Excess workers' compensation												
18. Products liability												
19.1 Private passenger auto no-fault (personal injury protection)												
19.2 Other private passenger auto liability												
19.3 Commercial auto no-fault (personal injury protection)												
19.4 Other commercial auto liability												
21.1 Private passenger auto physical damage												
21.2 Commercial auto physical damage												
22. Aircraft (all perils)												
23. Fidelity												
24. Surety												
26. Burglary and theft												
27. Boiler and machinery	1,671	886		949	1	1					285	26
28. Credit												
30. Warranty												
34. Aggregate write-ins for other lines of business												
35. TOTALS (a)	1,687,802	1,355,296		947,876	896,513	1,051,799	203,546	10,596	18,150	14,121	274,868	26,787
DETAILS OF WRITE-INS												
3401.												
3402.												
3403.												
3498. Summary of remaining write-ins for Line 34 from overflow page												
3499. Totals (Lines 3401 thru 3403 plus 3498)(Line 34 above)												

(a) Finance and service charges not included in Lines 1 to 35 \$

(b) For health business on indicated lines report: Number of persons insured under PPO managed care products and number of persons insured under indemnity only products

19.1D



ANNUAL STATEMENT FOR THE YEAR 2012 OF THE NATIONWIDE AFFINITY INSURANCE COMPANY OF AMERICA

EXHIBIT OF PREMIUMS AND LOSSES (Statutory Page 14)

NAIC Group Code 0140

Direct Business in the state of Illinois

During the Year 2012

NAIC Company Code 26093

Line of Business	Gross Premiums, Including Policy and Membership Fees, Less Return Premiums and Premiums on Policies not Taken		3 Dividends Paid or Credited to Policyholders on Direct Business	4 Direct Unearned Premium Reserves	5 Direct Losses Paid (deducting salvage)	6 Direct Losses Incurred	7 Direct Losses Unpaid	8 Direct Defense and Cost Containment Expense Paid	9 Direct Defense and Cost Containment Expense Incurred	10 Direct Defense and Cost Containment Expense Unpaid	11 Commissions and Brokerage Expenses	12 Taxes, Licenses and Fees
	1 Direct Premiums Written	2 Direct Premiums Earned										
1. Fire												
2.1 Allied lines	34,102	31,938		17,971	15	710	1,611		200	596	4,076	1,061
2.2 Multiple peril crop												
2.3 Federal flood												
3. Farmowners multiple peril												
4. Homeowners multiple peril	2,275,691	2,041,287		1,211,388	1,462,612	1,590,742	226,348	48,531	58,470	28,943	271,418	68,437
5.1 Commercial multiple peril (non-liability portion)												
5.2 Commercial multiple peril (liability portion)												
6. Mortgage guaranty												
8. Ocean marine												
9. Inland marine	43,212	37,904		21,978	35,876	36,520	1,113	70	95	102	5,307	1,161
10. Financial guaranty												
11. Medical professional liability												
12. Earthquake	58,617	55,715		31,472	44	44					6,203	1,704
13. Group accident and health (b)												
14. Credit accident and health (group and individual)												
15.1 Collectively renewable accident and health (b)												
15.2 Non-cancelable accident and health(b)												
15.3 Guaranteed renewable accident and health(b)												
15.4 Non-renewable for stated reasons only (b)												
15.5 Other accident only												
15.6 Medicare Title XVIII exempt from state taxes or fees												
15.7 All other accident and health (b)												
15.8 Federal employees health benefits program premium (b)												
16. Workers' compensation												
17.1 Other Liability - occurrence												
17.2 Other Liability - claims made												
17.3 Excess workers' compensation												
18. Products liability												
19.1 Private passenger auto no-fault (personal injury protection)												
19.2 Other private passenger auto liability			(4)			2						
19.3 Commercial auto no-fault (personal injury protection)												
19.4 Other commercial auto liability												
21.1 Private passenger auto physical damage												
21.2 Commercial auto physical damage												
22. Aircraft (all perils)												
23. Fidelity												
24. Surety												
26. Burglary and theft												
27. Boiler and machinery	1,337	723		669	1	1					212	33
28. Credit												
30. Warranty												
34. Aggregate write-ins for other lines of business												
35. TOTALS (a)	2,412,959	2,167,563		1,283,478	1,498,548	1,628,019	229,072	48,601	58,765	29,641	287,216	72,396
DETAILS OF WRITE-INS												
3401.												
3402.												
3403.												
3498. Summary of remaining write-ins for Line 34 from overflow page												
3499. Totals (Lines 3401 thru 3403 plus 3498)(Line 34 above)												

(a) Finance and service charges not included in Lines 1 to 35 \$

(b) For health business on indicated lines report: Number of persons insured under PPO managed care products and number of persons insured under indemnity only products

19.1L



ANNUAL STATEMENT FOR THE YEAR 2012 OF THE NATIONWIDE AFFINITY INSURANCE COMPANY OF AMERICA

EXHIBIT OF PREMIUMS AND LOSSES (Statutory Page 14)

NAIC Group Code 0140

Direct Business in the state of Indiana

During the Year 2012

NAIC Company Code 26093

Line of Business	Gross Premiums, Including Policy and Membership Fees, Less Return Premiums and Premiums on Policies not Taken		3 Dividends Paid or Credited to Policyholders on Direct Business	4 Direct Unearned Premium Reserves	5 Direct Losses Paid (deducting salvage)	6 Direct Losses Incurred	7 Direct Losses Unpaid	8 Direct Defense and Cost Containment Expense Paid	9 Direct Defense and Cost Containment Expense Incurred	10 Direct Defense and Cost Containment Expense Unpaid	11 Commissions and Brokerage Expenses	12 Taxes, Licenses and Fees
	1 Direct Premiums Written	2 Direct Premiums Earned										
1. Fire												
2.1 Allied lines	4,998	4,801		2,583	4	90	212		30	94	702	73
2.2 Multiple peril crop												
2.3 Federal flood												
3. Farmowners multiple peril												
4. Homeowners multiple peril	6,567,875	5,895,106		3,608,545	3,638,530	3,898,080	1,174,400	110,685	128,161	75,991	966,271	95,587
5.1 Commercial multiple peril (non-liability portion)												
5.2 Commercial multiple peril (liability portion)												
6. Mortgage guaranty												
8. Ocean marine												
9. Inland marine	93,021	83,691		46,947	47,128	68,290	21,974	105	155	228	14,274	1,354
10. Financial guaranty												
11. Medical professional liability												
12. Earthquake	61,491	53,113		33,489	60	60					8,306	892
13. Group accident and health (b)												
14. Credit accident and health (group and individual)												
15.1 Collectively renewable accident and health (b)												
15.2 Non-cancelable accident and health(b)												
15.3 Guaranteed renewable accident and health(b)												
15.4 Non-renewable for stated reasons only (b)												
15.5 Other accident only												
15.6 Medicare Title XVIII exempt from state taxes or fees												
15.7 All other accident and health (b)												
15.8 Federal employees health benefits program premium (b)												
16. Workers' compensation												
17.1 Other Liability - occurrence												
17.2 Other Liability - claims made												
17.3 Excess workers' compensation												
18. Products liability												
19.1 Private passenger auto no-fault (personal injury protection)												
19.2 Other private passenger auto liability	2,650,144	2,710,481		921,683	1,183,835	1,514,260	1,358,297	45,988	77,907	149,092	284,998	38,541
19.3 Commercial auto no-fault (personal injury protection)												
19.4 Other commercial auto liability												
21.1 Private passenger auto physical damage	1,481,748	1,498,837		516,231	929,254	926,978	33,406	508	1,326	3,322	159,373	21,548
21.2 Commercial auto physical damage												
22. Aircraft (all perils)												
23. Fidelity												
24. Surety												
26. Burglary and theft	30	45		2		1	1				3	
27. Boiler and machinery	10,873	5,821		5,622	9	9					1,643	153
28. Credit												
30. Warranty												
34. Aggregate write-ins for other lines of business												
35. TOTALS (a)	10,870,180	10,251,895		5,135,102	5,798,820	6,407,768	2,588,290	157,286	207,579	228,727	1,435,570	158,148
DETAILS OF WRITE-INS												
3401.												
3402.												
3403.												
3498. Summary of remaining write-ins for Line 34 from overflow page												
3499. Totals (Lines 3401 thru 3403 plus 3498)(Line 34 above)												

(a) Finance and service charges not included in Lines 1 to 35 \$180

(b) For health business on indicated lines report: Number of persons insured under PPO managed care products and number of persons insured under indemnity only products

191



ANNUAL STATEMENT FOR THE YEAR 2012 OF THE NATIONWIDE AFFINITY INSURANCE COMPANY OF AMERICA

EXHIBIT OF PREMIUMS AND LOSSES (Statutory Page 14)

NAIC Group Code 0140

Direct Business in the state of Iowa

During the Year 2012

NAIC Company Code 26093

Table with 12 columns: Line of Business, Direct Premiums Written, Direct Premiums Earned, Dividends Paid or Credited to Policyholders on Direct Business, Direct Unearned Premium Reserves, Direct Losses Paid (deducting salvage), Direct Losses Incurred, Direct Losses Unpaid, Direct Defense and Cost Containment Expense Paid, Direct Defense and Cost Containment Expense Incurred, Direct Defense and Cost Containment Expense Unpaid, Commissions and Brokerage Expenses, Taxes, Licenses and Fees. Rows include various insurance categories like Fire, Multiple peril crop, Federal flood, etc., and a TOTALS row.

(a) Finance and service charges not included in Lines 1 to 35 \$ 1,130

(b) For health business on indicated lines report: Number of persons insured under PPO managed care products and number of persons insured under indemnity only products

191A



ANNUAL STATEMENT FOR THE YEAR 2012 OF THE NATIONWIDE AFFINITY INSURANCE COMPANY OF AMERICA

EXHIBIT OF PREMIUMS AND LOSSES (Statutory Page 14)

NAIC Group Code 0140

Direct Business in the state of Kansas

During the Year 2012

NAIC Company Code 26093

Table with 12 columns: Line of Business, Direct Premiums Written, Direct Premiums Earned, Dividends Paid or Credited to Policyholders on Direct Business, Direct Unearned Premium Reserves, Direct Losses Paid (deducting salvage), Direct Losses Incurred, Direct Losses Unpaid, Direct Defense and Cost Containment Expense Paid, Direct Defense and Cost Containment Expense Incurred, Direct Defense and Cost Containment Expense Unpaid, Commissions and Brokerage Expenses, Taxes, Licenses and Fees. Rows include various insurance categories like Fire, Multiple peril crop, Federal flood, etc., and a 'TOTALS (a)' row.

(a) Finance and service charges not included in Lines 1 to 35 \$.525

(b) For health business on indicated lines report: Number of persons insured under PPO managed care products and number of persons insured under indemnity only products

19 KS



ANNUAL STATEMENT FOR THE YEAR 2012 OF THE NATIONWIDE AFFINITY INSURANCE COMPANY OF AMERICA

EXHIBIT OF PREMIUMS AND LOSSES (Statutory Page 14)

NAIC Group Code 0140

Direct Business in the state of Kentucky

During the Year 2012

NAIC Company Code 26093

Line of Business	Gross Premiums, Including Policy and Membership Fees, Less Return Premiums and Premiums on Policies not Taken		3 Dividends Paid or Credited to Policyholders on Direct Business	4 Direct Unearned Premium Reserves	5 Direct Losses Paid (deducting salvage)	6 Direct Losses Incurred	7 Direct Losses Unpaid	8 Direct Defense and Cost Containment Expense Paid	9 Direct Defense and Cost Containment Expense Incurred	10 Direct Defense and Cost Containment Expense Unpaid	11 Commissions and Brokerage Expenses	12 Taxes, Licenses and Fees
	1 Direct Premiums Written	2 Direct Premiums Earned										
1. Fire												
2.1 Allied lines												
2.2 Multiple peril crop												
2.3 Federal flood												
3. Farmowners multiple peril												
4. Homeowners multiple peril												
5.1 Commercial multiple peril (non-liability portion)												
5.2 Commercial multiple peril (liability portion)												
6. Mortgage guaranty												
8. Ocean marine												
9. Inland marine												
10. Financial guaranty												
11. Medical professional liability												
12. Earthquake												
13. Group accident and health (b)												
14. Credit accident and health (group and individual)												
15.1 Collectively renewable accident and health (b)												
15.2 Non-cancelable accident and health(b)												
15.3 Guaranteed renewable accident and health(b)												
15.4 Non-renewable for stated reasons only (b)												
15.5 Other accident only												
15.6 Medicare Title XVIII exempt from state taxes or fees												
15.7 All other accident and health (b)												
15.8 Federal employees health benefits program premium (b)												
16. Workers' compensation												
17.1 Other Liability - occurrence												
17.2 Other Liability - claims made												
17.3 Excess workers' compensation												
18. Products liability												
19.1 Private passenger auto no-fault (personal injury protection)												
19.2 Other private passenger auto liability		(28)										456
19.3 Commercial auto no-fault (personal injury protection)												
19.4 Other commercial auto liability												
21.1 Private passenger auto physical damage												
21.2 Commercial auto physical damage												
22. Aircraft (all perils)												
23. Fidelity												
24. Surety												
26. Burglary and theft												
27. Boiler and machinery												
28. Credit												
30. Warranty												
34. Aggregate write-ins for other lines of business												
35. TOTALS (a)		(28)										456
DETAILS OF WRITE-INS												
3401.												
3402.												
3403.												
3498. Summary of remaining write-ins for Line 34 from overflow page												
3499. Totals (Lines 3401 thru 3403 plus 3498)(Line 34 above)												

(a) Finance and service charges not included in Lines 1 to 35 \$

(b) For health business on indicated lines report: Number of persons insured under PPO managed care products and number of persons insured under indemnity only products

19 KY



ANNUAL STATEMENT FOR THE YEAR 2012 OF THE NATIONWIDE AFFINITY INSURANCE COMPANY OF AMERICA

EXHIBIT OF PREMIUMS AND LOSSES (Statutory Page 14)

NAIC Group Code 0140

Direct Business in the state of Louisiana

During the Year 2012

NAIC Company Code 26093

Line of Business	Gross Premiums, Including Policy and Membership Fees, Less Return Premiums and Premiums on Policies not Taken		3 Dividends Paid or Credited to Policyholders on Direct Business	4 Direct Unearned Premium Reserves	5 Direct Losses Paid (deducting salvage)	6 Direct Losses Incurred	7 Direct Losses Unpaid	8 Direct Defense and Cost Containment Expense Paid	9 Direct Defense and Cost Containment Expense Incurred	10 Direct Defense and Cost Containment Expense Unpaid	11 Commissions and Brokerage Expenses	12 Taxes, Licenses and Fees
	1 Direct Premiums Written	2 Direct Premiums Earned										
1. Fire												
2.1 Allied lines												
2.2 Multiple peril crop												
2.3 Federal flood												
3. Farmowners multiple peril												
4. Homeowners multiple peril												
5.1 Commercial multiple peril (non-liability portion)												
5.2 Commercial multiple peril (liability portion)												
6. Mortgage guaranty												
8. Ocean marine												
9. Inland marine												
10. Financial guaranty												
11. Medical professional liability												
12. Earthquake												
13. Group accident and health (b)												
14. Credit accident and health (group and individual)												
15.1 Collectively renewable accident and health (b)												
15.2 Non-cancelable accident and health(b)												
15.3 Guaranteed renewable accident and health(b)												
15.4 Non-renewable for stated reasons only (b)												
15.5 Other accident only												
15.6 Medicare Title XVIII exempt from state taxes or fees												
15.7 All other accident and health (b)												
15.8 Federal employees health benefits program premium (b)												
16. Workers' compensation												
17.1 Other Liability - occurrence												
17.2 Other Liability - claims made												
17.3 Excess workers' compensation												
18. Products liability												
19.1 Private passenger auto no-fault (personal injury protection)												
19.2 Other private passenger auto liability												176
19.3 Commercial auto no-fault (personal injury protection)												
19.4 Other commercial auto liability												
21.1 Private passenger auto physical damage												
21.2 Commercial auto physical damage												
22. Aircraft (all perils)												
23. Fidelity												
24. Surety												
26. Burglary and theft												
27. Boiler and machinery												
28. Credit												
30. Warranty												
34. Aggregate write-ins for other lines of business												
35. TOTALS (a)												176
DETAILS OF WRITE-INS												
3401.												
3402.												
3403.												
3498. Summary of remaining write-ins for Line 34 from overflow page												
3499. Totals (Lines 3401 thru 3403 plus 3498)(Line 34 above)												

(a) Finance and service charges not included in Lines 1 to 35 \$

(b) For health business on indicated lines report: Number of persons insured under PPO managed care products and number of persons insured under indemnity only products

19.LA



ANNUAL STATEMENT FOR THE YEAR 2012 OF THE NATIONWIDE AFFINITY INSURANCE COMPANY OF AMERICA

EXHIBIT OF PREMIUMS AND LOSSES (Statutory Page 14)

NAIC Group Code 0140

Direct Business in the state of Maine

During the Year 2012

NAIC Company Code 26093

Line of Business	Gross Premiums, Including Policy and Membership Fees, Less Return Premiums and Premiums on Policies not Taken		3 Dividends Paid or Credited to Policyholders on Direct Business	4 Direct Unearned Premium Reserves	5 Direct Losses Paid (deducting salvage)	6 Direct Losses Incurred	7 Direct Losses Unpaid	8 Direct Defense and Cost Containment Expense Paid	9 Direct Defense and Cost Containment Expense Incurred	10 Direct Defense and Cost Containment Expense Unpaid	11 Commissions and Brokerage Expenses	12 Taxes, Licenses and Fees
	1 Direct Premiums Written	2 Direct Premiums Earned										
1. Fire												
2.1 Allied lines												
2.2 Multiple peril crop												
2.3 Federal flood												
3. Farmowners multiple peril												
4. Homeowners multiple peril												
5.1 Commercial multiple peril (non-liability portion)												
5.2 Commercial multiple peril (liability portion)												
6. Mortgage guaranty												
8. Ocean marine												
9. Inland marine												
10. Financial guaranty												
11. Medical professional liability												
12. Earthquake												
13. Group accident and health (b)												
14. Credit accident and health (group and individual)												
15.1 Collectively renewable accident and health (b)												
15.2 Non-cancelable accident and health(b)												
15.3 Guaranteed renewable accident and health(b)												
15.4 Non-renewable for stated reasons only (b)												
15.5 Other accident only												
15.6 Medicare Title XVIII exempt from state taxes or fees												
15.7 All other accident and health (b)												
15.8 Federal employees health benefits program premium (b)												
16. Workers' compensation												
17.1 Other Liability - occurrence												
17.2 Other Liability - claims made												
17.3 Excess workers' compensation												
18. Products liability												
19.1 Private passenger auto no-fault (personal injury protection)												
19.2 Other private passenger auto liability	539,487	549,075		134,873	436,727	427,603	338,947	11,883	8,676	24,778	62,308	11,761
19.3 Commercial auto no-fault (personal injury protection)												
19.4 Other commercial auto liability												
21.1 Private passenger auto physical damage	213,975	219,364		49,105	92,652	91,175	5,985		(31)	307	21,606	4,601
21.2 Commercial auto physical damage												
22. Aircraft (all perils)												
23. Fidelity												
24. Surety												
26. Burglary and theft	14	22		(4)							1	
27. Boiler and machinery												
28. Credit												
30. Warranty												
34. Aggregate write-ins for other lines of business												
35. TOTALS (a)	753,476	768,461		183,974	529,379	518,778	344,932	11,883	8,645	25,085	83,915	16,362
DETAILS OF WRITE-INS												
3401.												
3402.												
3403.												
3498. Summary of remaining write-ins for Line 34 from overflow page												
3499. Totals (Lines 3401 thru 3403 plus 3498)(Line 34 above)												

(a) Finance and service charges not included in Lines 1 to 35 \$ 18,708

(b) For health business on indicated lines report: Number of persons insured under PPO managed care products and number of persons insured under indemnity only products

19 ME



ANNUAL STATEMENT FOR THE YEAR 2012 OF THE NATIONWIDE AFFINITY INSURANCE COMPANY OF AMERICA

EXHIBIT OF PREMIUMS AND LOSSES (Statutory Page 14)

NAIC Group Code 0140

Direct Business in the state of Maryland

During the Year 2012

NAIC Company Code 26093

Line of Business	Gross Premiums, Including Policy and Membership Fees, Less Return Premiums and Premiums on Policies not Taken		3 Dividends Paid or Credited to Policyholders on Direct Business	4 Direct Unearned Premium Reserves	5 Direct Losses Paid (deducting salvage)	6 Direct Losses Incurred	7 Direct Losses Unpaid	8 Direct Defense and Cost Containment Expense Paid	9 Direct Defense and Cost Containment Expense Incurred	10 Direct Defense and Cost Containment Expense Unpaid	11 Commissions and Brokerage Expenses	12 Taxes, Licenses and Fees
	1 Direct Premiums Written	2 Direct Premiums Earned										
1. Fire												
2.1 Allied lines												
2.2 Multiple peril crop												
2.3 Federal flood												
3. Farmowners multiple peril												
4. Homeowners multiple peril												(3)
5.1 Commercial multiple peril (non-liability portion)												
5.2 Commercial multiple peril (liability portion)												
6. Mortgage guaranty												
8. Ocean marine												
9. Inland marine												
10. Financial guaranty												
11. Medical professional liability												
12. Earthquake												
13. Group accident and health (b)												
14. Credit accident and health (group and individual)												
15.1 Collectively renewable accident and health (b)												
15.2 Non-cancelable accident and health(b)												
15.3 Guaranteed renewable accident and health(b)												
15.4 Non-renewable for stated reasons only (b)												
15.5 Other accident only												
15.6 Medicare Title XVIII exempt from state taxes or fees												
15.7 All other accident and health (b)												
15.8 Federal employees health benefits program premium (b)												
16. Workers' compensation												(1)
17.1 Other Liability - occurrence												
17.2 Other Liability - claims made												
17.3 Excess workers' compensation												
18. Products liability												
19.1 Private passenger auto no-fault (personal injury protection)	5,063,273	4,354,119		1,442,779	2,721,140	3,599,465	1,329,686	10,514	39,473	35,406	625,138	105,128
19.2 Other private passenger auto liability	27,991,040	23,998,349		8,003,379	11,160,469	20,182,643	11,812,470	81,148	583,555	604,141	3,628,856	581,227
19.3 Commercial auto no-fault (personal injury protection)												
19.4 Other commercial auto liability												
21.1 Private passenger auto physical damage	17,803,827	15,073,766		5,147,065	12,018,546	12,362,699	638,464	22,485	33,914	15,067	2,172,896	369,322
21.2 Commercial auto physical damage												
22. Aircraft (all perils)												
23. Fidelity												
24. Surety												
26. Burglary and theft												
27. Boiler and machinery												
28. Credit												
30. Warranty												
34. Aggregate write-ins for other lines of business												
35. TOTALS (a)	50,858,140	43,426,234		14,593,223	25,900,155	36,144,807	13,780,620	114,147	656,942	654,614	6,426,890	1,055,673
DETAILS OF WRITE-INS												
3401.												
3402.												
3403.												
3498. Summary of remaining write-ins for Line 34 from overflow page												
3499. Totals (Lines 3401 thru 3403 plus 3498)(Line 34 above)												

(a) Finance and service charges not included in Lines 1 to 35 \$ 513,740

(b) For health business on indicated lines report: Number of persons insured under PPO managed care products and number of persons insured under indemnity only products

19 MD



ANNUAL STATEMENT FOR THE YEAR 2012 OF THE NATIONWIDE AFFINITY INSURANCE COMPANY OF AMERICA

EXHIBIT OF PREMIUMS AND LOSSES (Statutory Page 14)

NAIC Group Code 0140

Direct Business in the state of Massachusetts

During the Year 2012

NAIC Company Code 26093

Line of Business	Gross Premiums, Including Policy and Membership Fees, Less Return Premiums and Premiums on Policies not Taken		3 Dividends Paid or Credited to Policyholders on Direct Business	4 Direct Unearned Premium Reserves	5 Direct Losses Paid (deducting salvage)	6 Direct Losses Incurred	7 Direct Losses Unpaid	8 Direct Defense and Cost Containment Expense Paid	9 Direct Defense and Cost Containment Expense Incurred	10 Direct Defense and Cost Containment Expense Unpaid	11 Commissions and Brokerage Expenses	12 Taxes, Licenses and Fees
	1 Direct Premiums Written	2 Direct Premiums Earned										
1. Fire												
2.1 Allied lines												
2.2 Multiple peril crop												
2.3 Federal flood												
3. Farmowners multiple peril												
4. Homeowners multiple peril												
5.1 Commercial multiple peril (non-liability portion)												
5.2 Commercial multiple peril (liability portion)												
6. Mortgage guaranty												
8. Ocean marine												
9. Inland marine												
10. Financial guaranty												
11. Medical professional liability												
12. Earthquake												
13. Group accident and health (b)												
14. Credit accident and health (group and individual)												
15.1 Collectively renewable accident and health (b)												
15.2 Non-cancelable accident and health(b)												
15.3 Guaranteed renewable accident and health(b)												
15.4 Non-renewable for stated reasons only (b)												
15.5 Other accident only												
15.6 Medicare Title XVIII exempt from state taxes or fees												
15.7 All other accident and health (b)												
15.8 Federal employees health benefits program premium (b)												
16. Workers' compensation												250
17.1 Other Liability - occurrence												
17.2 Other Liability - claims made												
17.3 Excess workers' compensation												
18. Products liability												
19.1 Private passenger auto no-fault (personal injury protection)												
19.2 Other private passenger auto liability												13,049
19.3 Commercial auto no-fault (personal injury protection)												
19.4 Other commercial auto liability												
21.1 Private passenger auto physical damage												
21.2 Commercial auto physical damage												
22. Aircraft (all perils)												
23. Fidelity												
24. Surety												
26. Burglary and theft												
27. Boiler and machinery												
28. Credit												
30. Warranty												
34. Aggregate write-ins for other lines of business												
35. TOTALS (a)												13,299
DETAILS OF WRITE-INS												
3401.												
3402.												
3403.												
3498. Summary of remaining write-ins for Line 34 from overflow page												
3499. Totals (Lines 3401 thru 3403 plus 3498)(Line 34 above)												

(a) Finance and service charges not included in Lines 1 to 35 \$

(b) For health business on indicated lines report: Number of persons insured under PPO managed care products and number of persons insured under indemnity only products

19 MA



ANNUAL STATEMENT FOR THE YEAR 2012 OF THE NATIONWIDE AFFINITY INSURANCE COMPANY OF AMERICA

EXHIBIT OF PREMIUMS AND LOSSES (Statutory Page 14)

NAIC Group Code 0140

Direct Business in the state of Minnesota

During the Year 2012

NAIC Company Code 26093

Line of Business	Gross Premiums, Including Policy and Membership Fees, Less Return Premiums and Premiums on Policies not Taken		3 Dividends Paid or Credited to Policyholders on Direct Business	4 Direct Unearned Premium Reserves	5 Direct Losses Paid (deducting salvage)	6 Direct Losses Incurred	7 Direct Losses Unpaid	8 Direct Defense and Cost Containment Expense Paid	9 Direct Defense and Cost Containment Expense Incurred	10 Direct Defense and Cost Containment Expense Unpaid	11 Commissions and Brokerage Expenses	12 Taxes, Licenses and Fees
	1 Direct Premiums Written	2 Direct Premiums Earned										
1. Fire												
2.1 Allied lines												
2.2 Multiple peril crop												
2.3 Federal flood												
3. Farmowners multiple peril												
4. Homeowners multiple peril												
5.1 Commercial multiple peril (non-liability portion)												
5.2 Commercial multiple peril (liability portion)												
6. Mortgage guaranty												
8. Ocean marine												
9. Inland marine												
10. Financial guaranty												
11. Medical professional liability												
12. Earthquake												
13. Group accident and health (b)												
14. Credit accident and health (group and individual)												
15.1 Collectively renewable accident and health (b)												
15.2 Non-cancelable accident and health(b)												
15.3 Guaranteed renewable accident and health(b)												
15.4 Non-renewable for stated reasons only (b)												
15.5 Other accident only												
15.6 Medicare Title XVIII exempt from state taxes or fees												
15.7 All other accident and health (b)												
15.8 Federal employees health benefits program premium (b)												
16. Workers' compensation												
17.1 Other Liability - occurrence												
17.2 Other Liability - claims made												
17.3 Excess workers' compensation												
18. Products liability												
19.1 Private passenger auto no-fault (personal injury protection)	1,036,500	1,055,183		362,476	693,992	585,328	319,183	28,167	1,100	48,039	115,628	23,509
19.2 Other private passenger auto liability	2,046,393	2,132,668		701,981	991,217	1,362,071	2,143,014	84,953	86,723	144,363	228,388	46,641
19.3 Commercial auto no-fault (personal injury protection)												
19.4 Other commercial auto liability												
21.1 Private passenger auto physical damage	1,835,967	1,921,315		623,746	1,045,043	1,047,442	18,699	1,389	1,712	4,508	205,747	42,005
21.2 Commercial auto physical damage												
22. Aircraft (all perils)												
23. Fidelity												
24. Surety												
26. Burglary and theft	90	91		7		2	2				9	2
27. Boiler and machinery												
28. Credit												
30. Warranty												
34. Aggregate write-ins for other lines of business												
35. TOTALS (a)	4,918,950	5,109,257		1,688,210	2,730,252	2,994,843	2,480,898	114,509	89,535	196,910	549,772	112,157
DETAILS OF WRITE-INS												
3401.												
3402.												
3403.												
3498. Summary of remaining write-ins for Line 34 from overflow page												
3499. Totals (Lines 3401 thru 3403 plus 3498)(Line 34 above)												

(a) Finance and service charges not included in Lines 1 to 35 \$

(b) For health business on indicated lines report: Number of persons insured under PPO managed care products and number of persons insured under indemnity only products

19 MN



ANNUAL STATEMENT FOR THE YEAR 2012 OF THE NATIONWIDE AFFINITY INSURANCE COMPANY OF AMERICA

EXHIBIT OF PREMIUMS AND LOSSES (Statutory Page 14)

NAIC Group Code 0140

Direct Business in the state of Mississippi

During the Year 2012

NAIC Company Code 26093

Line of Business	Gross Premiums, Including Policy and Membership Fees, Less Return Premiums and Premiums on Policies not Taken		3 Dividends Paid or Credited to Policyholders on Direct Business	4 Direct Unearned Premium Reserves	5 Direct Losses Paid (deducting salvage)	6 Direct Losses Incurred	7 Direct Losses Unpaid	8 Direct Defense and Cost Containment Expense Paid	9 Direct Defense and Cost Containment Expense Incurred	10 Direct Defense and Cost Containment Expense Unpaid	11 Commissions and Brokerage Expenses	12 Taxes, Licenses and Fees
	1 Direct Premiums Written	2 Direct Premiums Earned										
1. Fire												
2.1 Allied lines												
2.2 Multiple peril crop												
2.3 Federal flood												
3. Farmowners multiple peril												
4. Homeowners multiple peril												
5.1 Commercial multiple peril (non-liability portion)												
5.2 Commercial multiple peril (liability portion)												
6. Mortgage guaranty												
8. Ocean marine												
9. Inland marine												
10. Financial guaranty												
11. Medical professional liability												
12. Earthquake												
13. Group accident and health (b)												
14. Credit accident and health (group and individual)												
15.1 Collectively renewable accident and health (b)												
15.2 Non-cancelable accident and health(b)												
15.3 Guaranteed renewable accident and health(b)												
15.4 Non-renewable for stated reasons only (b)												
15.5 Other accident only												
15.6 Medicare Title XVIII exempt from state taxes or fees												
15.7 All other accident and health (b)												
15.8 Federal employees health benefits program premium (b)												
16. Workers' compensation												250
17.1 Other Liability - occurrence												
17.2 Other Liability - claims made												
17.3 Excess workers' compensation												
18. Products liability												
19.1 Private passenger auto no-fault (personal injury protection)												
19.2 Other private passenger auto liability												1,280
19.3 Commercial auto no-fault (personal injury protection)												
19.4 Other commercial auto liability												
21.1 Private passenger auto physical damage												
21.2 Commercial auto physical damage												
22. Aircraft (all perils)												
23. Fidelity												
24. Surety												
26. Burglary and theft												
27. Boiler and machinery												
28. Credit												
30. Warranty												
34. Aggregate write-ins for other lines of business												
35. TOTALS (a)												1,530
DETAILS OF WRITE-INS												
3401.												
3402.												
3403.												
3498. Summary of remaining write-ins for Line 34 from overflow page												
3499. Totals (Lines 3401 thru 3403 plus 3498)(Line 34 above)												

(a) Finance and service charges not included in Lines 1 to 35 \$

(b) For health business on indicated lines report: Number of persons insured under PPO managed care products and number of persons insured under indemnity only products

19 MS



ANNUAL STATEMENT FOR THE YEAR 2012 OF THE NATIONWIDE AFFINITY INSURANCE COMPANY OF AMERICA

EXHIBIT OF PREMIUMS AND LOSSES (Statutory Page 14)

NAIC Group Code 0140

Direct Business in the state of Missouri

During the Year 2012

NAIC Company Code 26093

Line of Business	Gross Premiums, Including Policy and Membership Fees, Less Return Premiums and Premiums on Policies not Taken		3 Dividends Paid or Credited to Policyholders on Direct Business	4 Direct Unearned Premium Reserves	5 Direct Losses Paid (deducting salvage)	6 Direct Losses Incurred	7 Direct Losses Unpaid	8 Direct Defense and Cost Containment Expense Paid	9 Direct Defense and Cost Containment Expense Incurred	10 Direct Defense and Cost Containment Expense Unpaid	11 Commissions and Brokerage Expenses	12 Taxes, Licenses and Fees
	1 Direct Premiums Written	2 Direct Premiums Earned										
1. Fire												
2.1 Allied lines												
2.2 Multiple peril crop												
2.3 Federal flood												
3. Farmowners multiple peril												
4. Homeowners multiple peril	36,769,493	32,806,061		19,681,992	30,449,175	31,520,573	5,851,299	321,308	397,864	352,816	5,388,751	755,232
5.1 Commercial multiple peril (non-liability portion)												
5.2 Commercial multiple peril (liability portion)												
6. Mortgage guaranty												
8. Ocean marine												
9. Inland marine	790,608	718,879		414,767	194,258	301,594	145,708	1,059	1,441	1,991	119,413	16,241
10. Financial guaranty												
11. Medical professional liability												
12. Earthquake	1,989,053	1,826,941		1,036,591	1,727	1,727					280,576	40,892
13. Group accident and health (b)												
14. Credit accident and health (group and individual)												
15.1 Collectively renewable accident and health (b)												
15.2 Non-cancelable accident and health(b)												
15.3 Guaranteed renewable accident and health(b)												
15.4 Non-renewable for stated reasons only (b)												
15.5 Other accident only												
15.6 Medicare Title XVIII exempt from state taxes or fees												
15.7 All other accident and health (b)												
15.8 Federal employees health benefits program premium (b)												
16. Workers' compensation												
17.1 Other Liability - occurrence												
17.2 Other Liability - claims made												
17.3 Excess workers' compensation												
18. Products liability												
19.1 Private passenger auto no-fault (personal injury protection)												
19.2 Other private passenger auto liability	11,349,089	11,378,659		4,297,429	7,508,770	6,774,083	6,696,257	248,407	199,161	804,730	1,269,508	234,807
19.3 Commercial auto no-fault (personal injury protection)												
19.4 Other commercial auto liability												
21.1 Private passenger auto physical damage	8,589,484	8,607,017		3,236,902	7,146,714	7,067,083	212,046	5,074	7,779	19,892	960,555	177,749
21.2 Commercial auto physical damage												
22. Aircraft (all perils)												
23. Fidelity												
24. Surety												
26. Burglary and theft	529	578		162	1	10	13			2	59	11
27. Boiler and machinery	49,623	26,898		25,386	6,318	6,318					7,684	995
28. Credit												
30. Warranty												
34. Aggregate write-ins for other lines of business												
35. TOTALS (a)	59,537,879	55,365,033		28,693,229	45,306,963	45,671,388	12,905,323	575,848	606,245	1,179,431	8,026,546	1,225,927
DETAILS OF WRITE-INS												
3401.												
3402.												
3403.												
3498. Summary of remaining write-ins for Line 34 from overflow page												
3499. Totals (Lines 3401 thru 3403 plus 3498)(Line 34 above)												

(a) Finance and service charges not included in Lines 1 to 35 \$600

(b) For health business on indicated lines report: Number of persons insured under PPO managed care products and number of persons insured under indemnity only products

19 MO



ANNUAL STATEMENT FOR THE YEAR 2012 OF THE NATIONWIDE AFFINITY INSURANCE COMPANY OF AMERICA

EXHIBIT OF PREMIUMS AND LOSSES (Statutory Page 14)

NAIC Group Code 0140

Direct Business in the state of Montana

During the Year 2012

NAIC Company Code 26093

Line of Business	Gross Premiums, Including Policy and Membership Fees, Less Return Premiums and Premiums on Policies not Taken		3 Dividends Paid or Credited to Policyholders on Direct Business	4 Direct Unearned Premium Reserves	5 Direct Losses Paid (deducting salvage)	6 Direct Losses Incurred	7 Direct Losses Unpaid	8 Direct Defense and Cost Containment Expense Paid	9 Direct Defense and Cost Containment Expense Incurred	10 Direct Defense and Cost Containment Expense Unpaid	11 Commissions and Brokerage Expenses	12 Taxes, Licenses and Fees
	1 Direct Premiums Written	2 Direct Premiums Earned										
1. Fire												
2.1 Allied lines												
2.2 Multiple peril crop												
2.3 Federal flood												
3. Farmowners multiple peril												
4. Homeowners multiple peril												
5.1 Commercial multiple peril (non-liability portion)												
5.2 Commercial multiple peril (liability portion)												
6. Mortgage guaranty												
8. Ocean marine												
9. Inland marine												
10. Financial guaranty												
11. Medical professional liability												
12. Earthquake												
13. Group accident and health (b)												
14. Credit accident and health (group and individual)												
15.1 Collectively renewable accident and health (b)												
15.2 Non-cancelable accident and health(b)												
15.3 Guaranteed renewable accident and health(b)												
15.4 Non-renewable for stated reasons only (b)												
15.5 Other accident only												
15.6 Medicare Title XVIII exempt from state taxes or fees												
15.7 All other accident and health (b)												
15.8 Federal employees health benefits program premium (b)												
16. Workers' compensation												
17.1 Other Liability - occurrence												
17.2 Other Liability - claims made												
17.3 Excess workers' compensation												
18. Products liability												
19.1 Private passenger auto no-fault (personal injury protection)												
19.2 Other private passenger auto liability												
19.3 Commercial auto no-fault (personal injury protection)												
19.4 Other commercial auto liability												
21.1 Private passenger auto physical damage												
21.2 Commercial auto physical damage												
22. Aircraft (all perils)												
23. Fidelity												
24. Surety												
26. Burglary and theft												
27. Boiler and machinery												
28. Credit												
30. Warranty												
34. Aggregate write-ins for other lines of business												
35. TOTALS (a)												
DETAILS OF WRITE-INS												
3401.												
3402.												
3403.												
3498. Summary of remaining write-ins for Line 34 from overflow page												
3499. Totals (Lines 3401 thru 3403 plus 3498)(Line 34 above)												

NONE

(a) Finance and service charges not included in Lines 1 to 35 \$

(b) For health business on indicated lines report: Number of persons insured under PPO managed care products and number of persons insured under indemnity only products

19 MT



ANNUAL STATEMENT FOR THE YEAR 2012 OF THE NATIONWIDE AFFINITY INSURANCE COMPANY OF AMERICA

EXHIBIT OF PREMIUMS AND LOSSES (Statutory Page 14)

NAIC Group Code 0140

Direct Business in the state of Nebraska

During the Year 2012

NAIC Company Code 26093

Line of Business	Gross Premiums, Including Policy and Membership Fees, Less Return Premiums and Premiums on Policies not Taken		3 Dividends Paid or Credited to Policyholders on Direct Business	4 Direct Unearned Premium Reserves	5 Direct Losses Paid (deducting salvage)	6 Direct Losses Incurred	7 Direct Losses Unpaid	8 Direct Defense and Cost Containment Expense Paid	9 Direct Defense and Cost Containment Expense Incurred	10 Direct Defense and Cost Containment Expense Unpaid	11 Commissions and Brokerage Expenses	12 Taxes, Licenses and Fees
	1 Direct Premiums Written	2 Direct Premiums Earned										
1. Fire												
2.1 Allied lines												
2.2 Multiple peril crop												
2.3 Federal flood												
3. Farmowners multiple peril												
4. Homeowners multiple peril	13,617,026	10,725,262		7,252,972	6,661,674	7,274,448	1,232,126	27,572	73,550	69,657	2,111,955	246,021
5.1 Commercial multiple peril (non-liability portion)												
5.2 Commercial multiple peril (liability portion)												
6. Mortgage guaranty												
8. Ocean marine												
9. Inland marine	301,882	248,141		163,325	72,764	74,606	7,154	470	757	574	47,030	5,511
10. Financial guaranty												
11. Medical professional liability												
12. Earthquake	9,364	8,097		4,872	10	10					1,343	171
13. Group accident and health (b)												
14. Credit accident and health (group and individual)												
15.1 Collectively renewable accident and health (b)												
15.2 Non-cancelable accident and health(b)												
15.3 Guaranteed renewable accident and health(b)												
15.4 Non-renewable for stated reasons only (b)												
15.5 Other accident only												
15.6 Medicare Title XVIII exempt from state taxes or fees												
15.7 All other accident and health (b)												
15.8 Federal employees health benefits program premium (b)												
16. Workers' compensation												
17.1 Other Liability - occurrence												
17.2 Other Liability - claims made												
17.3 Excess workers' compensation												
18. Products liability												
19.1 Private passenger auto no-fault (personal injury protection)												
19.2 Other private passenger auto liability	4,606,678	4,729,876		1,387,303	2,357,154	3,258,778	4,214,542	49,892	91,918	208,265	502,888	87,621
19.3 Commercial auto no-fault (personal injury protection)												
19.4 Other commercial auto liability												
21.1 Private passenger auto physical damage	4,066,035	4,093,274		1,254,302	2,427,141	2,402,484	98,522	4,258	6,312	8,374	444,020	77,228
21.2 Commercial auto physical damage												
22. Aircraft (all perils)												
23. Fidelity												
24. Surety												
26. Burglary and theft	22	54		21			1				2	
27. Boiler and machinery	18,828	10,342		9,332	6,117	6,117		20	20		3,021	331
28. Credit												
30. Warranty												
34. Aggregate write-ins for other lines of business												
35. TOTALS (a)	22,619,835	19,815,046		10,072,127	11,524,860	13,016,443	5,552,345	82,212	172,557	286,870	3,110,259	416,883
DETAILS OF WRITE-INS												
3401.												
3402.												
3403.												
3498. Summary of remaining write-ins for Line 34 from overflow page												
3499. Totals (Lines 3401 thru 3403 plus 3498)(Line 34 above)												

(a) Finance and service charges not included in Lines 1 to 35 \$405

(b) For health business on indicated lines report: Number of persons insured under PPO managed care products and number of persons insured under indemnity only products

19 NIE



ANNUAL STATEMENT FOR THE YEAR 2012 OF THE NATIONWIDE AFFINITY INSURANCE COMPANY OF AMERICA

EXHIBIT OF PREMIUMS AND LOSSES (Statutory Page 14)

NAIC Group Code 0140

Direct Business in the state of Nevada

During the Year 2012

NAIC Company Code 26093

Line of Business	Gross Premiums, Including Policy and Membership Fees, Less Return Premiums and Premiums on Policies not Taken		3 Dividends Paid or Credited to Policyholders on Direct Business	4 Direct Unearned Premium Reserves	5 Direct Losses Paid (deducting salvage)	6 Direct Losses Incurred	7 Direct Losses Unpaid	8 Direct Defense and Cost Containment Expense Paid	9 Direct Defense and Cost Containment Expense Incurred	10 Direct Defense and Cost Containment Expense Unpaid	11 Commissions and Brokerage Expenses	12 Taxes, Licenses and Fees
	1 Direct Premiums Written	2 Direct Premiums Earned										
1. Fire												
2.1 Allied lines												538
2.2 Multiple peril crop												1,482
2.3 Federal flood												
3. Farmowners multiple peril												
4. Homeowners multiple peril												
5.1 Commercial multiple peril (non-liability portion)												
5.2 Commercial multiple peril (liability portion)												
6. Mortgage guaranty												
8. Ocean marine												
9. Inland marine												
10. Financial guaranty												
11. Medical professional liability												
12. Earthquake												
13. Group accident and health (b)												
14. Credit accident and health (group and individual)												
15.1 Collectively renewable accident and health (b)												
15.2 Non-cancelable accident and health(b)												
15.3 Guaranteed renewable accident and health(b)												
15.4 Non-renewable for stated reasons only (b)												
15.5 Other accident only												
15.6 Medicare Title XVIII exempt from state taxes or fees												
15.7 All other accident and health (b)												
15.8 Federal employees health benefits program premium (b)												
16. Workers' compensation												
17.1 Other Liability - occurrence												90
17.2 Other Liability - claims made												
17.3 Excess workers' compensation												
18. Products liability												
19.1 Private passenger auto no-fault (personal injury protection)												
19.2 Other private passenger auto liability	822,910	441,288		381,622	115,500	312,774	197,274	46	8,738	8,692	94,108	33,924
19.3 Commercial auto no-fault (personal injury protection)												
19.4 Other commercial auto liability												
21.1 Private passenger auto physical damage	351,784	187,129		164,654	183,146	212,539	29,392		554	554	54,780	12,852
21.2 Commercial auto physical damage												
22. Aircraft (all perils)												
23. Fidelity												
24. Surety												
26. Burglary and theft	259	166		93		14	14				45	9
27. Boiler and machinery												
28. Credit												
30. Warranty												
34. Aggregate write-ins for other lines of business												
35. TOTALS (a)	1,174,953	628,583		546,369	298,646	525,327	226,680	46	9,292	9,246	151,043	46,785
DETAILS OF WRITE-INS												
3401.												
3402.												
3403.												
3498. Summary of remaining write-ins for Line 34 from overflow page												
3499. Totals (Lines 3401 thru 3403 plus 3498)(Line 34 above)												

(a) Finance and service charges not included in Lines 1 to 35 \$ 9,083

(b) For health business on indicated lines report: Number of persons insured under PPO managed care products and number of persons insured under indemnity only products

19 NV



ANNUAL STATEMENT FOR THE YEAR 2012 OF THE NATIONWIDE AFFINITY INSURANCE COMPANY OF AMERICA

EXHIBIT OF PREMIUMS AND LOSSES (Statutory Page 14)

NAIC Group Code 0140

Direct Business in the state of New Hampshire

During the Year 2012

NAIC Company Code 26093

Line of Business	Gross Premiums, Including Policy and Membership Fees, Less Return Premiums and Premiums on Policies not Taken		3 Dividends Paid or Credited to Policyholders on Direct Business	4 Direct Unearned Premium Reserves	5 Direct Losses Paid (deducting salvage)	6 Direct Losses Incurred	7 Direct Losses Unpaid	8 Direct Defense and Cost Containment Expense Paid	9 Direct Defense and Cost Containment Expense Incurred	10 Direct Defense and Cost Containment Expense Unpaid	11 Commissions and Brokerage Expenses	12 Taxes, Licenses and Fees
	1 Direct Premiums Written	2 Direct Premiums Earned										
1. Fire												
2.1 Allied lines												
2.2 Multiple peril crop												
2.3 Federal flood												
3. Farmowners multiple peril												
4. Homeowners multiple peril												
5.1 Commercial multiple peril (non-liability portion)												
5.2 Commercial multiple peril (liability portion)												
6. Mortgage guaranty												
8. Ocean marine												
9. Inland marine												
10. Financial guaranty												
11. Medical professional liability												
12. Earthquake												
13. Group accident and health (b)												
14. Credit accident and health (group and individual)												
15.1 Collectively renewable accident and health (b)												
15.2 Non-cancelable accident and health(b)												
15.3 Guaranteed renewable accident and health(b)												
15.4 Non-renewable for stated reasons only (b)												
15.5 Other accident only												
15.6 Medicare Title XVIII exempt from state taxes or fees												
15.7 All other accident and health (b)												
15.8 Federal employees health benefits program premium (b)												
16. Workers' compensation												
17.1 Other Liability - occurrence												
17.2 Other Liability - claims made												
17.3 Excess workers' compensation												
18. Products liability												
19.1 Private passenger auto no-fault (personal injury protection)												
19.2 Other private passenger auto liability												335
19.3 Commercial auto no-fault (personal injury protection)												
19.4 Other commercial auto liability												
21.1 Private passenger auto physical damage												
21.2 Commercial auto physical damage												
22. Aircraft (all perils)												
23. Fidelity												
24. Surety												
26. Burglary and theft												
27. Boiler and machinery												
28. Credit												
30. Warranty												
34. Aggregate write-ins for other lines of business												
35. TOTALS (a)												335
DETAILS OF WRITE-INS												
3401.												
3402.												
3403.												
3498. Summary of remaining write-ins for Line 34 from overflow page												
3499. Totals (Lines 3401 thru 3403 plus 3498)(Line 34 above)												

(a) Finance and service charges not included in Lines 1 to 35 \$

(b) For health business on indicated lines report: Number of persons insured under PPO managed care products and number of persons insured under indemnity only products

HN'61



ANNUAL STATEMENT FOR THE YEAR 2012 OF THE NATIONWIDE AFFINITY INSURANCE COMPANY OF AMERICA

EXHIBIT OF PREMIUMS AND LOSSES (Statutory Page 14)

NAIC Group Code 0140

Direct Business in the state of New Jersey

During the Year 2012

NAIC Company Code 26093

Line of Business	Gross Premiums, Including Policy and Membership Fees, Less Return Premiums and Premiums on Policies not Taken		3 Dividends Paid or Credited to Policyholders on Direct Business	4 Direct Unearned Premium Reserves	5 Direct Losses Paid (deducting salvage)	6 Direct Losses Incurred	7 Direct Losses Unpaid	8 Direct Defense and Cost Containment Expense Paid	9 Direct Defense and Cost Containment Expense Incurred	10 Direct Defense and Cost Containment Expense Unpaid	11 Commissions and Brokerage Expenses	12 Taxes, Licenses and Fees
	1 Direct Premiums Written	2 Direct Premiums Earned										
1. Fire												
2.1 Allied lines												
2.2 Multiple peril crop												
2.3 Federal flood												
3. Farmowners multiple peril												
4. Homeowners multiple peril												
5.1 Commercial multiple peril (non-liability portion)												
5.2 Commercial multiple peril (liability portion)												
6. Mortgage guaranty												
8. Ocean marine												
9. Inland marine												
10. Financial guaranty												
11. Medical professional liability												
12. Earthquake												
13. Group accident and health (b)												
14. Credit accident and health (group and individual)												
15.1 Collectively renewable accident and health (b)												
15.2 Non-cancelable accident and health(b)												
15.3 Guaranteed renewable accident and health(b)												
15.4 Non-renewable for stated reasons only (b)												
15.5 Other accident only												
15.6 Medicare Title XVIII exempt from state taxes or fees												
15.7 All other accident and health (b)												
15.8 Federal employees health benefits program premium (b)												
16. Workers' compensation												
17.1 Other Liability - occurrence												
17.2 Other Liability - claims made												
17.3 Excess workers' compensation												
18. Products liability												
19.1 Private passenger auto no-fault (personal injury protection)												
19.2 Other private passenger auto liability												350
19.3 Commercial auto no-fault (personal injury protection)												
19.4 Other commercial auto liability												
21.1 Private passenger auto physical damage												
21.2 Commercial auto physical damage												
22. Aircraft (all perils)												
23. Fidelity												
24. Surety												
26. Burglary and theft												
27. Boiler and machinery												
28. Credit												
30. Warranty												
34. Aggregate write-ins for other lines of business												
35. TOTALS (a)												350
DETAILS OF WRITE-INS												
3401.												
3402.												
3403.												
3498. Summary of remaining write-ins for Line 34 from overflow page												
3499. Totals (Lines 3401 thru 3403 plus 3498)(Line 34 above)												

(a) Finance and service charges not included in Lines 1 to 35 \$

(b) For health business on indicated lines report: Number of persons insured under PPO managed care products and number of persons insured under indemnity only products

19.NJ



ANNUAL STATEMENT FOR THE YEAR 2012 OF THE NATIONWIDE AFFINITY INSURANCE COMPANY OF AMERICA

EXHIBIT OF PREMIUMS AND LOSSES (Statutory Page 14)

NAIC Group Code 0140

Direct Business in the state of New Mexico

During the Year 2012

NAIC Company Code 26093

Line of Business	Gross Premiums, Including Policy and Membership Fees, Less Return Premiums and Premiums on Policies not Taken		3 Dividends Paid or Credited to Policyholders on Direct Business	4 Direct Unearned Premium Reserves	5 Direct Losses Paid (deducting salvage)	6 Direct Losses Incurred	7 Direct Losses Unpaid	8 Direct Defense and Cost Containment Expense Paid	9 Direct Defense and Cost Containment Expense Incurred	10 Direct Defense and Cost Containment Expense Unpaid	11 Commissions and Brokerage Expenses	12 Taxes, Licenses and Fees
	1 Direct Premiums Written	2 Direct Premiums Earned										
1. Fire												
2.1 Allied lines												
2.2 Multiple peril crop												
2.3 Federal flood												
3. Farmowners multiple peril												
4. Homeowners multiple peril												
5.1 Commercial multiple peril (non-liability portion)												
5.2 Commercial multiple peril (liability portion)												
6. Mortgage guaranty												
8. Ocean marine												
9. Inland marine												
10. Financial guaranty												
11. Medical professional liability												
12. Earthquake												
13. Group accident and health (b)												
14. Credit accident and health (group and individual)												
15.1 Collectively renewable accident and health (b)												
15.2 Non-cancelable accident and health(b)												
15.3 Guaranteed renewable accident and health(b)												
15.4 Non-renewable for stated reasons only (b)												
15.5 Other accident only												
15.6 Medicare Title XVIII exempt from state taxes or fees												
15.7 All other accident and health (b)												
15.8 Federal employees health benefits program premium (b)												
16. Workers' compensation												
17.1 Other Liability - occurrence												
17.2 Other Liability - claims made												
17.3 Excess workers' compensation												
18. Products liability												
19.1 Private passenger auto no-fault (personal injury protection)												
19.2 Other private passenger auto liability												1,910
19.3 Commercial auto no-fault (personal injury protection)												
19.4 Other commercial auto liability												
21.1 Private passenger auto physical damage												
21.2 Commercial auto physical damage												
22. Aircraft (all perils)												
23. Fidelity												
24. Surety												
26. Burglary and theft												
27. Boiler and machinery												
28. Credit												
30. Warranty												
34. Aggregate write-ins for other lines of business												
35. TOTALS (a)												1,910
DETAILS OF WRITE-INS												
3401.												
3402.												
3403.												
3498. Summary of remaining write-ins for Line 34 from overflow page												
3499. Totals (Lines 3401 thru 3403 plus 3498)(Line 34 above)												

(a) Finance and service charges not included in Lines 1 to 35 \$

(b) For health business on indicated lines report: Number of persons insured under PPO managed care products and number of persons insured under indemnity only products

19 NM



ANNUAL STATEMENT FOR THE YEAR 2012 OF THE NATIONWIDE AFFINITY INSURANCE COMPANY OF AMERICA

EXHIBIT OF PREMIUMS AND LOSSES (Statutory Page 14)

NAIC Group Code 0140

Direct Business in the state of New York

During the Year 2012

NAIC Company Code 26093

Table with 12 columns: Line of Business, Direct Premiums Written, Direct Premiums Earned, Dividends Paid or Credited to Policyholders on Direct Business, Direct Unearned Premium Reserves, Direct Losses Paid (deducting salvage), Direct Losses Incurred, Direct Losses Unpaid, Direct Defense and Cost Containment Expense Paid, Direct Defense and Cost Containment Expense Incurred, Direct Defense and Cost Containment Expense Unpaid, Commissions and Brokerage Expenses, Taxes, Licenses and Fees. Rows include various insurance categories like Fire, Multiple peril crop, Federal flood, etc., and a TOTALS row.

(a) Finance and service charges not included in Lines 1 to 35 \$ 715,956

(b) For health business on indicated lines report: Number of persons insured under PPO managed care products and number of persons insured under indemnity only products

19.NY



ANNUAL STATEMENT FOR THE YEAR 2012 OF THE NATIONWIDE AFFINITY INSURANCE COMPANY OF AMERICA

EXHIBIT OF PREMIUMS AND LOSSES (Statutory Page 14)

NAIC Group Code 0140

Direct Business in the state of North Carolina

During the Year 2012

NAIC Company Code 26093

Line of Business	Gross Premiums, Including Policy and Membership Fees, Less Return Premiums and Premiums on Policies not Taken		3 Dividends Paid or Credited to Policyholders on Direct Business	4 Direct Unearned Premium Reserves	5 Direct Losses Paid (deducting salvage)	6 Direct Losses Incurred	7 Direct Losses Unpaid	8 Direct Defense and Cost Containment Expense Paid	9 Direct Defense and Cost Containment Expense Incurred	10 Direct Defense and Cost Containment Expense Unpaid	11 Commissions and Brokerage Expenses	12 Taxes, Licenses and Fees
	1 Direct Premiums Written	2 Direct Premiums Earned										
1. Fire												
2.1 Allied lines												
2.2 Multiple peril crop												
2.3 Federal flood												
3. Farmowners multiple peril												
4. Homeowners multiple peril51
5.1 Commercial multiple peril (non-liability portion)												
5.2 Commercial multiple peril (liability portion)												
6. Mortgage guaranty												
8. Ocean marine												
9. Inland marine												
10. Financial guaranty												
11. Medical professional liability												
12. Earthquake												
13. Group accident and health (b)												
14. Credit accident and health (group and individual)												
15.1 Collectively renewable accident and health (b)												
15.2 Non-cancelable accident and health(b)												
15.3 Guaranteed renewable accident and health(b)												
15.4 Non-renewable for stated reasons only (b)												
15.5 Other accident only												
15.6 Medicare Title XVIII exempt from state taxes or fees												
15.7 All other accident and health (b)												
15.8 Federal employees health benefits program premium (b)												
16. Workers' compensation												(1)
17.1 Other Liability - occurrence												
17.2 Other Liability - claims made												
17.3 Excess workers' compensation												
18. Products liability												
19.1 Private passenger auto no-fault (personal injury protection)												
19.2 Other private passenger auto liability	63,493,705	64,163,559		14,955,566	61,267,408	62,176,107	38,840,102	936,931	1,008,277	1,755,974	7,856,902	1,273,972
19.3 Commercial auto no-fault (personal injury protection)												
19.4 Other commercial auto liability												
21.1 Private passenger auto physical damage	37,107,859	37,161,034		8,843,204	20,029,966	19,942,482	1,142,837	43,158	42,285	53,978	4,390,068	743,797
21.2 Commercial auto physical damage												
22. Aircraft (all perils)												
23. Fidelity												
24. Surety												
26. Burglary and theft												
27. Boiler and machinery												
28. Credit												
30. Warranty												
34. Aggregate write-ins for other lines of business												
35. TOTALS (a)	100,601,564	101,324,593		23,798,770	81,297,374	82,118,589	39,982,939	980,089	1,050,562	1,809,952	12,246,970	2,017,819
DETAILS OF WRITE-INS												
3401.												
3402.												
3403.												
3498. Summary of remaining write-ins for Line 34 from overflow page												
3499. Totals (Lines 3401 thru 3403 plus 3498)(Line 34 above)												

(a) Finance and service charges not included in Lines 1 to 35 \$ 1,751,308

(b) For health business on indicated lines report: Number of persons insured under PPO managed care products and number of persons insured under indemnity only products

19 NC



ANNUAL STATEMENT FOR THE YEAR 2012 OF THE NATIONWIDE AFFINITY INSURANCE COMPANY OF AMERICA

EXHIBIT OF PREMIUMS AND LOSSES (Statutory Page 14)

NAIC Group Code 0140

Direct Business in the state of North Dakota

During the Year 2012

NAIC Company Code 26093

Line of Business	Gross Premiums, Including Policy and Membership Fees, Less Return Premiums and Premiums on Policies not Taken		3 Dividends Paid or Credited to Policyholders on Direct Business	4 Direct Unearned Premium Reserves	5 Direct Losses Paid (deducting salvage)	6 Direct Losses Incurred	7 Direct Losses Unpaid	8 Direct Defense and Cost Containment Expense Paid	9 Direct Defense and Cost Containment Expense Incurred	10 Direct Defense and Cost Containment Expense Unpaid	11 Commissions and Brokerage Expenses	12 Taxes, Licenses and Fees
	1 Direct Premiums Written	2 Direct Premiums Earned										
1. Fire9
2.1 Allied lines												24
2.2 Multiple peril crop												
2.3 Federal flood												
3. Farmowners multiple peril												
4. Homeowners multiple peril	1,460,050	930,435		835,746	144,559	165,109	40,748	327	4,631	6,524	237,344	32,788
5.1 Commercial multiple peril (non-liability portion)												
5.2 Commercial multiple peril (liability portion)												
6. Mortgage guaranty												
8. Ocean marine												
9. Inland marine	24,218	15,611		12,965	1,653	2,084	511	35	60	32	4,022	531
10. Financial guaranty												
11. Medical professional liability												
12. Earthquake	57	26		30							8	1
13. Group accident and health (b)												
14. Credit accident and health (group and individual)												
15.1 Collectively renewable accident and health (b)												
15.2 Non-cancelable accident and health(b)												
15.3 Guaranteed renewable accident and health(b)												
15.4 Non-renewable for stated reasons only (b)												
15.5 Other accident only												
15.6 Medicare Title XVIII exempt from state taxes or fees												
15.7 All other accident and health (b)												
15.8 Federal employees health benefits program premium (b)												
16. Workers' compensation												
17.1 Other Liability - occurrence											1	
17.2 Other Liability - claims made												
17.3 Excess workers' compensation												
18. Products liability												
19.1 Private passenger auto no-fault (personal injury protection)												
19.2 Other private passenger auto liability											388	
19.3 Commercial auto no-fault (personal injury protection)												
19.4 Other commercial auto liability												
21.1 Private passenger auto physical damage											318	
21.2 Commercial auto physical damage												
22. Aircraft (all perils)												
23. Fidelity												
24. Surety												
26. Burglary and theft												
27. Boiler and machinery	4,832	1,565		3,267	5	5					802	110
28. Credit												
30. Warranty												
34. Aggregate write-ins for other lines of business												
35. TOTALS (a)	1,489,157	947,637		852,008	146,217	167,198	41,259	362	4,691	6,556	242,916	33,430
DETAILS OF WRITE-INS												
3401.												
3402.												
3403.												
3498. Summary of remaining write-ins for Line 34 from overflow page												
3499. Totals (Lines 3401 thru 3403 plus 3498)(Line 34 above)												

(a) Finance and service charges not included in Lines 1 to 35 \$

(b) For health business on indicated lines report: Number of persons insured under PPO managed care products and number of persons insured under indemnity only products

19/ND



ANNUAL STATEMENT FOR THE YEAR 2012 OF THE NATIONWIDE AFFINITY INSURANCE COMPANY OF AMERICA

EXHIBIT OF PREMIUMS AND LOSSES (Statutory Page 14)

NAIC Group Code 0140

Direct Business in the state of Ohio

During the Year 2012

NAIC Company Code 26093

Line of Business	Gross Premiums, Including Policy and Membership Fees, Less Return Premiums and Premiums on Policies not Taken		3 Dividends Paid or Credited to Policyholders on Direct Business	4 Direct Unearned Premium Reserves	5 Direct Losses Paid (deducting salvage)	6 Direct Losses Incurred	7 Direct Losses Unpaid	8 Direct Defense and Cost Containment Expense Paid	9 Direct Defense and Cost Containment Expense Incurred	10 Direct Defense and Cost Containment Expense Unpaid	11 Commissions and Brokerage Expenses	12 Taxes, Licenses and Fees
	1 Direct Premiums Written	2 Direct Premiums Earned										
1. Fire												
2.1 Allied lines	49	56		28			4			1	5	55
2.2 Multiple peril crop												
2.3 Federal flood												
3. Farmowners multiple peril												
4. Homeowners multiple peril	141,130	140,476		76,149	88,070	89,544	5,097	867	1,297	2,008	15,995	61,778
5.1 Commercial multiple peril (non-liability portion)												
5.2 Commercial multiple peril (liability portion)												
6. Mortgage guaranty												
8. Ocean marine												
9. Inland marine	2,609	2,691		1,409	4,830	4,848	62			8	297	2,040
10. Financial guaranty												
11. Medical professional liability												
12. Earthquake	528	613		383							52	45
13. Group accident and health (b)												
14. Credit accident and health (group and individual)												
15.1 Collectively renewable accident and health (b)												
15.2 Non-cancelable accident and health(b)												
15.3 Guaranteed renewable accident and health(b)												
15.4 Non-renewable for stated reasons only (b)												
15.5 Other accident only												
15.6 Medicare Title XVIII exempt from state taxes or fees												
15.7 All other accident and health (b)												
15.8 Federal employees health benefits program premium (b)												
16. Workers' compensation												
17.1 Other Liability - occurrence												
17.2 Other Liability - claims made												
17.3 Excess workers' compensation												
18. Products liability												
19.1 Private passenger auto no-fault (personal injury protection)												
19.2 Other private passenger auto liability	(28)	(28)										
19.3 Commercial auto no-fault (personal injury protection)												
19.4 Other commercial auto liability												
21.1 Private passenger auto physical damage												
21.2 Commercial auto physical damage												
22. Aircraft (all perils)												
23. Fidelity												
24. Surety												
26. Burglary and theft												
27. Boiler and machinery	268	186		132							36	13
28. Credit												
30. Warranty												
34. Aggregate write-ins for other lines of business												
35. TOTALS (a)	144,556	143,994		78,101	92,900	94,392	5,163	867	1,297	2,017	16,385	63,931
DETAILS OF WRITE-INS												
3401.												
3402.												
3403.												
3498. Summary of remaining write-ins for Line 34 from overflow page												
3499. Totals (Lines 3401 thru 3403 plus 3498)(Line 34 above)												

(a) Finance and service charges not included in Lines 1 to 35 \$

(b) For health business on indicated lines report: Number of persons insured under PPO managed care products and number of persons insured under indemnity only products

HO 9 OH



ANNUAL STATEMENT FOR THE YEAR 2012 OF THE NATIONWIDE AFFINITY INSURANCE COMPANY OF AMERICA

EXHIBIT OF PREMIUMS AND LOSSES (Statutory Page 14)

NAIC Group Code 0140

Direct Business in the state of Oklahoma

During the Year 2012

NAIC Company Code 26093

Table with 12 columns: Line of Business, Direct Premiums Written, Direct Premiums Earned, Dividends Paid or Credited to Policyholders on Direct Business, Direct Unearned Premium Reserves, Direct Losses Paid (deducting salvage), Direct Losses Incurred, Direct Losses Unpaid, Direct Defense and Cost Containment Expense Paid, Direct Defense and Cost Containment Expense Incurred, Direct Defense and Cost Containment Expense Unpaid, Commissions and Brokerage Expenses, Taxes, Licenses and Fees. Rows include various insurance categories like Fire, Multiple peril crop, Federal flood, etc., ending with a TOTALS row showing 1,233.

(a) Finance and service charges not included in Lines 1 to 35 \$

(b) For health business on indicated lines report: Number of persons insured under PPO managed care products and number of persons insured under indemnity only products

19 OK



ANNUAL STATEMENT FOR THE YEAR 2012 OF THE NATIONWIDE AFFINITY INSURANCE COMPANY OF AMERICA

EXHIBIT OF PREMIUMS AND LOSSES (Statutory Page 14)

NAIC Group Code 0140

Direct Business in the state of Oregon

During the Year 2012

NAIC Company Code 26093

Line of Business	Gross Premiums, Including Policy and Membership Fees, Less Return Premiums and Premiums on Policies not Taken		3 Dividends Paid or Credited to Policyholders on Direct Business	4 Direct Unearned Premium Reserves	5 Direct Losses Paid (deducting salvage)	6 Direct Losses Incurred	7 Direct Losses Unpaid	8 Direct Defense and Cost Containment Expense Paid	9 Direct Defense and Cost Containment Expense Incurred	10 Direct Defense and Cost Containment Expense Unpaid	11 Commissions and Brokerage Expenses	12 Taxes, Licenses and Fees
	1 Direct Premiums Written	2 Direct Premiums Earned										
1. Fire338
2.1 Allied lines932
2.2 Multiple peril crop												
2.3 Federal flood												
3. Farmowners multiple peril												
4. Homeowners multiple peril	3,049,390	2,269,677		1,740,641	674,164	1,538,217	1,175,425	17,851	30,281	28,530	519,337	46,287
5.1 Commercial multiple peril (non-liability portion)												
5.2 Commercial multiple peril (liability portion)												
6. Mortgage guaranty												
8. Ocean marine												
9. Inland marine	86,712	56,073		51,357	57,744	69,204	11,672	155	225	127	15,236	1,285
10. Financial guaranty												
11. Medical professional liability												
12. Earthquake	83,130	67,720		43,877	71	71					8,235	1,264
13. Group accident and health (b)												
14. Credit accident and health (group and individual)												
15.1 Collectively renewable accident and health (b)												
15.2 Non-cancelable accident and health(b)												
15.3 Guaranteed renewable accident and health(b)												
15.4 Non-renewable for stated reasons only (b)												
15.5 Other accident only												
15.6 Medicare Title XVIII exempt from state taxes or fees												
15.7 All other accident and health (b)												
15.8 Federal employees health benefits program premium (b)												
16. Workers' compensation												
17.1 Other Liability - occurrence											56	
17.2 Other Liability - claims made												
17.3 Excess workers' compensation												
18. Products liability												
19.1 Private passenger auto no-fault (personal injury protection)	19,637	1,645		17,992							1,682	275
19.2 Other private passenger auto liability	76,588	6,393		70,195	503	2,103	1,600				20,949	1,075
19.3 Commercial auto no-fault (personal injury protection)												
19.4 Other commercial auto liability												
21.1 Private passenger auto physical damage	31,486	2,654		28,832		2,000	2,000				14,888	441
21.2 Commercial auto physical damage												
22. Aircraft (all perils)												
23. Fidelity												
24. Surety												
26. Burglary and theft												
27. Boiler and machinery	4,986	1,936		3,050	922	922					889	73
28. Credit												
30. Warranty												
34. Aggregate write-ins for other lines of business												
35. TOTALS (a)	3,351,929	2,406,098		1,955,944	733,404	1,612,517	1,190,697	18,006	30,506	28,657	582,542	50,700
DETAILS OF WRITE-INS												
3401.												
3402.												
3403.												
3498. Summary of remaining write-ins for Line 34 from overflow page												
3499. Totals (Lines 3401 thru 3403 plus 3498)(Line 34 above)												

(a) Finance and service charges not included in Lines 1 to 35 \$285

(b) For health business on indicated lines report: Number of persons insured under PPO managed care products and number of persons insured under indemnity only products

19 OR



ANNUAL STATEMENT FOR THE YEAR 2012 OF THE NATIONWIDE AFFINITY INSURANCE COMPANY OF AMERICA

EXHIBIT OF PREMIUMS AND LOSSES (Statutory Page 14)

NAIC Group Code 0140

Direct Business in the state of Pennsylvania

During the Year 2012

NAIC Company Code 26093

Line of Business	Gross Premiums, Including Policy and Membership Fees, Less Return Premiums and Premiums on Policies not Taken		3 Dividends Paid or Credited to Policyholders on Direct Business	4 Direct Unearned Premium Reserves	5 Direct Losses Paid (deducting salvage)	6 Direct Losses Incurred	7 Direct Losses Unpaid	8 Direct Defense and Cost Containment Expense Paid	9 Direct Defense and Cost Containment Expense Incurred	10 Direct Defense and Cost Containment Expense Unpaid	11 Commissions and Brokerage Expenses	12 Taxes, Licenses and Fees
	1 Direct Premiums Written	2 Direct Premiums Earned										
1. Fire												
2.1 Allied lines												
2.2 Multiple peril crop												
2.3 Federal flood												
3. Farmowners multiple peril												
4. Homeowners multiple peril												
5.1 Commercial multiple peril (non-liability portion)												
5.2 Commercial multiple peril (liability portion)												
6. Mortgage guaranty												
8. Ocean marine												
9. Inland marine												
10. Financial guaranty												
11. Medical professional liability												
12. Earthquake												
13. Group accident and health (b)												
14. Credit accident and health (group and individual)												
15.1 Collectively renewable accident and health (b)												
15.2 Non-cancelable accident and health(b)												
15.3 Guaranteed renewable accident and health(b)												
15.4 Non-renewable for stated reasons only (b)												
15.5 Other accident only												
15.6 Medicare Title XVIII exempt from state taxes or fees												
15.7 All other accident and health (b)												
15.8 Federal employees health benefits program premium (b)												
16. Workers' compensation												
17.1 Other Liability - occurrence												(5)
17.2 Other Liability - claims made												
17.3 Excess workers' compensation												
18. Products liability												
19.1 Private passenger auto no-fault (personal injury protection)	32,356,458	31,257,644		8,197,072	27,593,385	28,299,479	12,234,578	594,897	799,299	621,440	3,836,260	709,619
19.2 Other private passenger auto liability	163,238,757	158,898,466		40,731,181	97,998,893	116,892,594	112,401,365	2,238,366	4,387,017	8,341,925	19,675,887	3,587,298
19.3 Commercial auto no-fault (personal injury protection)												
19.4 Other commercial auto liability												
21.1 Private passenger auto physical damage	137,731,820	133,087,996		34,486,703	104,573,537	104,328,387	4,221,899	251,858	329,117	318,625	16,220,849	3,020,492
21.2 Commercial auto physical damage												
22. Aircraft (all perils)												
23. Fidelity												
24. Surety												
26. Burglary and theft	53,085	53,351		12,236	44	44	(1)				6,426	1,169
27. Boiler and machinery												
28. Credit												
30. Warranty												
34. Aggregate write-ins for other lines of business												
35. TOTALS (a)	333,380,120	323,297,457		83,427,192	230,165,859	249,520,504	128,857,841	3,085,121	5,515,433	9,281,990	39,739,422	7,318,573
DETAILS OF WRITE-INS												
3401.												
3402.												
3403.												
3498. Summary of remaining write-ins for Line 34 from overflow page												
3499. Totals (Lines 3401 thru 3403 plus 3498)(Line 34 above)												

(a) Finance and service charges not included in Lines 1 to 35 \$ 4,604,650

(b) For health business on indicated lines report: Number of persons insured under PPO managed care products and number of persons insured under indemnity only products

19.PA



ANNUAL STATEMENT FOR THE YEAR 2012 OF THE NATIONWIDE AFFINITY INSURANCE COMPANY OF AMERICA

EXHIBIT OF PREMIUMS AND LOSSES (Statutory Page 14)

NAIC Group Code 0140

Direct Business in the state of Rhode Island

During the Year 2012

NAIC Company Code 26093

Line of Business	Gross Premiums, Including Policy and Membership Fees, Less Return Premiums and Premiums on Policies not Taken		3 Dividends Paid or Credited to Policyholders on Direct Business	4 Direct Unearned Premium Reserves	5 Direct Losses Paid (deducting salvage)	6 Direct Losses Incurred	7 Direct Losses Unpaid	8 Direct Defense and Cost Containment Expense Paid	9 Direct Defense and Cost Containment Expense Incurred	10 Direct Defense and Cost Containment Expense Unpaid	11 Commissions and Brokerage Expenses	12 Taxes, Licenses and Fees
	1 Direct Premiums Written	2 Direct Premiums Earned										
1. Fire												
2.1 Allied lines												
2.2 Multiple peril crop												
2.3 Federal flood												
3. Farmowners multiple peril												
4. Homeowners multiple peril												
5.1 Commercial multiple peril (non-liability portion)												
5.2 Commercial multiple peril (liability portion)												
6. Mortgage guaranty												
8. Ocean marine												
9. Inland marine												
10. Financial guaranty												
11. Medical professional liability												
12. Earthquake												
13. Group accident and health (b)												
14. Credit accident and health (group and individual)												
15.1 Collectively renewable accident and health (b)												
15.2 Non-cancelable accident and health(b)												
15.3 Guaranteed renewable accident and health(b)												
15.4 Non-renewable for stated reasons only (b)												
15.5 Other accident only												
15.6 Medicare Title XVIII exempt from state taxes or fees												
15.7 All other accident and health (b)												
15.8 Federal employees health benefits program premium (b)												
16. Workers' compensation												100
17.1 Other Liability - occurrence												
17.2 Other Liability - claims made												
17.3 Excess workers' compensation												
18. Products liability												
19.1 Private passenger auto no-fault (personal injury protection)												
19.2 Other private passenger auto liability												654
19.3 Commercial auto no-fault (personal injury protection)												
19.4 Other commercial auto liability												
21.1 Private passenger auto physical damage												
21.2 Commercial auto physical damage												
22. Aircraft (all perils)												
23. Fidelity												
24. Surety												
26. Burglary and theft												
27. Boiler and machinery												
28. Credit												
30. Warranty												
34. Aggregate write-ins for other lines of business												
35. TOTALS (a)												754
DETAILS OF WRITE-INS												
3401.												
3402.												
3403.												
3498. Summary of remaining write-ins for Line 34 from overflow page												
3499. Totals (Lines 3401 thru 3403 plus 3498)(Line 34 above)												

(a) Finance and service charges not included in Lines 1 to 35 \$

(b) For health business on indicated lines report: Number of persons insured under PPO managed care products and number of persons insured under indemnity only products

19.RI



ANNUAL STATEMENT FOR THE YEAR 2012 OF THE NATIONWIDE AFFINITY INSURANCE COMPANY OF AMERICA

EXHIBIT OF PREMIUMS AND LOSSES (Statutory Page 14)

NAIC Group Code 0140

Direct Business in the state of South Carolina

During the Year 2012

NAIC Company Code 26093

Line of Business	Gross Premiums, Including Policy and Membership Fees, Less Return Premiums and Premiums on Policies not Taken		3 Dividends Paid or Credited to Policyholders on Direct Business	4 Direct Unearned Premium Reserves	5 Direct Losses Paid (deducting salvage)	6 Direct Losses Incurred	7 Direct Losses Unpaid	8 Direct Defense and Cost Containment Expense Paid	9 Direct Defense and Cost Containment Expense Incurred	10 Direct Defense and Cost Containment Expense Unpaid	11 Commissions and Brokerage Expenses	12 Taxes, Licenses and Fees
	1 Direct Premiums Written	2 Direct Premiums Earned										
1. Fire												
2.1 Allied lines												
2.2 Multiple peril crop												
2.3 Federal flood												
3. Farmowners multiple peril												
4. Homeowners multiple peril												
5.1 Commercial multiple peril (non-liability portion)												
5.2 Commercial multiple peril (liability portion)												
6. Mortgage guaranty												
8. Ocean marine												
9. Inland marine												
10. Financial guaranty												
11. Medical professional liability												
12. Earthquake												
13. Group accident and health (b)												
14. Credit accident and health (group and individual)												
15.1 Collectively renewable accident and health (b)												
15.2 Non-cancelable accident and health(b)												
15.3 Guaranteed renewable accident and health(b)												
15.4 Non-renewable for stated reasons only (b)												
15.5 Other accident only												
15.6 Medicare Title XVIII exempt from state taxes or fees												
15.7 All other accident and health (b)												
15.8 Federal employees health benefits program premium (b)												
16. Workers' compensation												
17.1 Other Liability - occurrence												
17.2 Other Liability - claims made												
17.3 Excess workers' compensation												
18. Products liability												
19.1 Private passenger auto no-fault (personal injury protection)												
19.2 Other private passenger auto liability		(165)										
19.3 Commercial auto no-fault (personal injury protection)												
19.4 Other commercial auto liability												
21.1 Private passenger auto physical damage												
21.2 Commercial auto physical damage												
22. Aircraft (all perils)												
23. Fidelity												
24. Surety												
26. Burglary and theft												
27. Boiler and machinery												
28. Credit												
30. Warranty												
34. Aggregate write-ins for other lines of business												
35. TOTALS (a)		(165)										
DETAILS OF WRITE-INS												
3401.												
3402.												
3403.												
3498. Summary of remaining write-ins for Line 34 from overflow page												
3499. Totals (Lines 3401 thru 3403 plus 3498)(Line 34 above)												

(a) Finance and service charges not included in Lines 1 to 35 \$

(b) For health business on indicated lines report: Number of persons insured under PPO managed care products and number of persons insured under indemnity only products

19.SC



ANNUAL STATEMENT FOR THE YEAR 2012 OF THE NATIONWIDE AFFINITY INSURANCE COMPANY OF AMERICA

EXHIBIT OF PREMIUMS AND LOSSES (Statutory Page 14)

NAIC Group Code 0140

Direct Business in the state of South Dakota

During the Year 2012

NAIC Company Code 26093

Line of Business	Gross Premiums, Including Policy and Membership Fees, Less Return Premiums and Premiums on Policies not Taken		3 Dividends Paid or Credited to Policyholders on Direct Business	4 Direct Unearned Premium Reserves	5 Direct Losses Paid (deducting salvage)	6 Direct Losses Incurred	7 Direct Losses Unpaid	8 Direct Defense and Cost Containment Expense Paid	9 Direct Defense and Cost Containment Expense Incurred	10 Direct Defense and Cost Containment Expense Unpaid	11 Commissions and Brokerage Expenses	12 Taxes, Licenses and Fees
	1 Direct Premiums Written	2 Direct Premiums Earned										
1. Fire7
2.1 Allied lines												20
2.2 Multiple peril crop												
2.3 Federal flood												
3. Farmowners multiple peril												
4. Homeowners multiple peril	3,959,712	2,885,863		2,224,339	2,711,076	3,057,344	455,768	9,550	20,161	22,644	613,356	140,260
5.1 Commercial multiple peril (non-liability portion)												
5.2 Commercial multiple peril (liability portion)												
6. Mortgage guaranty												
8. Ocean marine												
9. Inland marine	105,574	76,110		57,332	32,350	8,825	2,396	255	353	169	16,892	4,275
10. Financial guaranty												
11. Medical professional liability												
12. Earthquake	747	404		478							111	21
13. Group accident and health (b)												
14. Credit accident and health (group and individual)												
15.1 Collectively renewable accident and health (b)												
15.2 Non-cancelable accident and health(b)												
15.3 Guaranteed renewable accident and health(b)												
15.4 Non-renewable for stated reasons only (b)												
15.5 Other accident only												
15.6 Medicare Title XVIII exempt from state taxes or fees												
15.7 All other accident and health (b)												
15.8 Federal employees health benefits program premium (b)												
16. Workers' compensation												
17.1 Other Liability - occurrence											2	
17.2 Other Liability - claims made												
17.3 Excess workers' compensation												
18. Products liability												
19.1 Private passenger auto no-fault (personal injury protection)												
19.2 Other private passenger auto liability											321	
19.3 Commercial auto no-fault (personal injury protection)												
19.4 Other commercial auto liability												
21.1 Private passenger auto physical damage											263	
21.2 Commercial auto physical damage												
22. Aircraft (all perils)												
23. Fidelity												
24. Surety												
26. Burglary and theft												
27. Boiler and machinery	14,714	6,141		8,573	1,293	1,293					2,432	476
28. Credit												
30. Warranty												
34. Aggregate write-ins for other lines of business												
35. TOTALS (a)	4,080,747	2,968,518		2,290,722	2,744,719	3,067,462	458,164	9,805	20,514	22,813	633,404	145,032
DETAILS OF WRITE-INS												
3401.												
3402.												
3403.												
3498. Summary of remaining write-ins for Line 34 from overflow page												
3499. Totals (Lines 3401 thru 3403 plus 3498)(Line 34 above)												

(a) Finance and service charges not included in Lines 1 to 35 \$

(b) For health business on indicated lines report: Number of persons insured under PPO managed care products and number of persons insured under indemnity only products

19 SD



ANNUAL STATEMENT FOR THE YEAR 2012 OF THE NATIONWIDE AFFINITY INSURANCE COMPANY OF AMERICA

EXHIBIT OF PREMIUMS AND LOSSES (Statutory Page 14)

NAIC Group Code 0140

Direct Business in the state of Tennessee

During the Year 2012

NAIC Company Code 26093

Line of Business	Gross Premiums, Including Policy and Membership Fees, Less Return Premiums and Premiums on Policies not Taken		3 Dividends Paid or Credited to Policyholders on Direct Business	4 Direct Unearned Premium Reserves	5 Direct Losses Paid (deducting salvage)	6 Direct Losses Incurred	7 Direct Losses Unpaid	8 Direct Defense and Cost Containment Expense Paid	9 Direct Defense and Cost Containment Expense Incurred	10 Direct Defense and Cost Containment Expense Unpaid	11 Commissions and Brokerage Expenses	12 Taxes, Licenses and Fees
	1 Direct Premiums Written	2 Direct Premiums Earned										
1. Fire												
2.1 Allied lines												
2.2 Multiple peril crop												
2.3 Federal flood												
3. Farmowners multiple peril												
4. Homeowners multiple peril												
5.1 Commercial multiple peril (non-liability portion)												
5.2 Commercial multiple peril (liability portion)												
6. Mortgage guaranty												
8. Ocean marine												
9. Inland marine												
10. Financial guaranty												
11. Medical professional liability												
12. Earthquake												
13. Group accident and health (b)												
14. Credit accident and health (group and individual)												
15.1 Collectively renewable accident and health (b)												
15.2 Non-cancelable accident and health(b)												
15.3 Guaranteed renewable accident and health(b)												
15.4 Non-renewable for stated reasons only (b)												
15.5 Other accident only												
15.6 Medicare Title XVIII exempt from state taxes or fees												
15.7 All other accident and health (b)												
15.8 Federal employees health benefits program premium (b)												
16. Workers' compensation												
17.1 Other Liability - occurrence	22	22		1		6	6		(1)		3	
17.2 Other Liability - claims made												
17.3 Excess workers' compensation												
18. Products liability												
19.1 Private passenger auto no-fault (personal injury protection)												
19.2 Other private passenger auto liability	13,568,636	11,397,437		3,921,543	5,633,856	9,993,030	5,626,619	27,152	261,808	285,936	1,778,478	352,921
19.3 Commercial auto no-fault (personal injury protection)												
19.4 Other commercial auto liability												
21.1 Private passenger auto physical damage	12,416,693	10,409,500		3,589,099	7,270,088	7,515,837	439,261	12,275	20,363	10,466	1,523,274	322,771
21.2 Commercial auto physical damage												
22. Aircraft (all perils)												
23. Fidelity												
24. Surety												
26. Burglary and theft												
27. Boiler and machinery												
28. Credit												
30. Warranty												
34. Aggregate write-ins for other lines of business												
35. TOTALS (a)	25,985,351	21,806,959		7,510,643	12,903,944	17,508,873	6,065,886	39,427	282,170	296,402	3,301,755	675,692
DETAILS OF WRITE-INS												
3401.												
3402.												
3403.												
3498. Summary of remaining write-ins for Line 34 from overflow page												
3499. Totals (Lines 3401 thru 3403 plus 3498)(Line 34 above)												

(a) Finance and service charges not included in Lines 1 to 35 \$ 287,121

(b) For health business on indicated lines report: Number of persons insured under PPO managed care products and number of persons insured under indemnity only products

19.TN



ANNUAL STATEMENT FOR THE YEAR 2012 OF THE NATIONWIDE AFFINITY INSURANCE COMPANY OF AMERICA

EXHIBIT OF PREMIUMS AND LOSSES (Statutory Page 14)

NAIC Group Code 0140

Direct Business in the state of Texas

During the Year 2012

NAIC Company Code 26093

Line of Business	Gross Premiums, Including Policy and Membership Fees, Less Return Premiums and Premiums on Policies not Taken		3 Dividends Paid or Credited to Policyholders on Direct Business	4 Direct Unearned Premium Reserves	5 Direct Losses Paid (deducting salvage)	6 Direct Losses Incurred	7 Direct Losses Unpaid	8 Direct Defense and Cost Containment Expense Paid	9 Direct Defense and Cost Containment Expense Incurred	10 Direct Defense and Cost Containment Expense Unpaid	11 Commissions and Brokerage Expenses	12 Taxes, Licenses and Fees
	1 Direct Premiums Written	2 Direct Premiums Earned										
1. Fire												
2.1 Allied lines												
2.2 Multiple peril crop												
2.3 Federal flood												
3. Farmowners multiple peril												
4. Homeowners multiple peril	(52)	(52)										
5.1 Commercial multiple peril (non-liability portion)												
5.2 Commercial multiple peril (liability portion)												
6. Mortgage guaranty												
8. Ocean marine												
9. Inland marine												
10. Financial guaranty												
11. Medical professional liability												
12. Earthquake												
13. Group accident and health (b)												
14. Credit accident and health (group and individual)												
15.1 Collectively renewable accident and health (b)												
15.2 Non-cancelable accident and health(b)												
15.3 Guaranteed renewable accident and health(b)												
15.4 Non-renewable for stated reasons only (b)												
15.5 Other accident only												
15.6 Medicare Title XVIII exempt from state taxes or fees												
15.7 All other accident and health (b)												
15.8 Federal employees health benefits program premium (b)												
16. Workers' compensation												
17.1 Other Liability - occurrence												
17.2 Other Liability - claims made												
17.3 Excess workers' compensation												
18. Products liability												
19.1 Private passenger auto no-fault (personal injury protection)												
19.2 Other private passenger auto liability												404
19.3 Commercial auto no-fault (personal injury protection)												
19.4 Other commercial auto liability												
21.1 Private passenger auto physical damage												
21.2 Commercial auto physical damage												
22. Aircraft (all perils)												
23. Fidelity												
24. Surety												
26. Burglary and theft												
27. Boiler and machinery												
28. Credit												
30. Warranty												
34. Aggregate write-ins for other lines of business												
35. TOTALS (a)	(52)	(52)										404
DETAILS OF WRITE-INS												
3401.												
3402.												
3403.												
3498. Summary of remaining write-ins for Line 34 from overflow page												
3499. Totals (Lines 3401 thru 3403 plus 3498)(Line 34 above)												

(a) Finance and service charges not included in Lines 1 to 35 \$

(b) For health business on indicated lines report: Number of persons insured under PPO managed care products and number of persons insured under indemnity only products

19.TX



ANNUAL STATEMENT FOR THE YEAR 2012 OF THE NATIONWIDE AFFINITY INSURANCE COMPANY OF AMERICA

EXHIBIT OF PREMIUMS AND LOSSES (Statutory Page 14)

NAIC Group Code 0140

Direct Business in the state of Utah

During the Year 2012

NAIC Company Code 26093

Line of Business	Gross Premiums, Including Policy and Membership Fees, Less Return Premiums and Premiums on Policies not Taken		3 Dividends Paid or Credited to Policyholders on Direct Business	4 Direct Unearned Premium Reserves	5 Direct Losses Paid (deducting salvage)	6 Direct Losses Incurred	7 Direct Losses Unpaid	8 Direct Defense and Cost Containment Expense Paid	9 Direct Defense and Cost Containment Expense Incurred	10 Direct Defense and Cost Containment Expense Unpaid	11 Commissions and Brokerage Expenses	12 Taxes, Licenses and Fees
	1 Direct Premiums Written	2 Direct Premiums Earned										
1. Fire323
2.1 Allied lines890
2.2 Multiple peril crop												
2.3 Federal flood												
3. Farmowners multiple peril												
4. Homeowners multiple peril	3,697,664	3,110,297		2,013,027	1,550,856	1,750,228	666,479	19,216	32,880	32,499	610,358	86,792
5.1 Commercial multiple peril (non-liability portion)												
5.2 Commercial multiple peril (liability portion)												
6. Mortgage guaranty												
8. Ocean marine												
9. Inland marine	53,767	45,364		30,528	18,724	14,345	930	70	119	108	8,691	1,254
10. Financial guaranty												
11. Medical professional liability												
12. Earthquake	112,360	98,982		62,424	117	117					16,244	2,642
13. Group accident and health (b)												
14. Credit accident and health (group and individual)												
15.1 Collectively renewable accident and health (b)												
15.2 Non-cancelable accident and health(b)												
15.3 Guaranteed renewable accident and health(b)												
15.4 Non-renewable for stated reasons only (b)												
15.5 Other accident only												
15.6 Medicare Title XVIII exempt from state taxes or fees												
15.7 All other accident and health (b)												
15.8 Federal employees health benefits program premium (b)												
16. Workers' compensation												
17.1 Other Liability - occurrence											55	
17.2 Other Liability - claims made												
17.3 Excess workers' compensation												
18. Products liability												
19.1 Private passenger auto no-fault (personal injury protection)	43,940	22,019		21,921	1,710	40,976	39,265		734	734	5,125	1,007
19.2 Other private passenger auto liability	521,445	261,309		260,136	47,309	218,408	171,099		4,527	4,527	55,545	11,966
19.3 Commercial auto no-fault (personal injury protection)												
19.4 Other commercial auto liability												
21.1 Private passenger auto physical damage	291,816	146,687		145,128	136,422	161,120	24,698		430	430	40,241	6,694
21.2 Commercial auto physical damage												
22. Aircraft (all perils)												
23. Fidelity												
24. Surety												
26. Burglary and theft	68	21		47		2	2				7	2
27. Boiler and machinery	5,001	2,359		2,750	4	4					827	114
28. Credit												
30. Warranty												
34. Aggregate write-ins for other lines of business												
35. TOTALS (a)	4,726,061	3,687,038		2,535,961	1,755,142	2,185,200	902,473	19,286	38,690	38,298	738,306	110,471
DETAILS OF WRITE-INS												
3401.												
3402.												
3403.												
3498. Summary of remaining write-ins for Line 34 from overflow page												
3499. Totals (Lines 3401 thru 3403 plus 3498)(Line 34 above)												

(a) Finance and service charges not included in Lines 1 to 35 \$ 3,901

(b) For health business on indicated lines report: Number of persons insured under PPO managed care products and number of persons insured under indemnity only products

19.JT



ANNUAL STATEMENT FOR THE YEAR 2012 OF THE NATIONWIDE AFFINITY INSURANCE COMPANY OF AMERICA

EXHIBIT OF PREMIUMS AND LOSSES (Statutory Page 14)

NAIC Group Code 0140

Direct Business in the state of Vermont

During the Year 2012

NAIC Company Code 26093

Line of Business	Gross Premiums, Including Policy and Membership Fees, Less Return Premiums and Premiums on Policies not Taken		3 Dividends Paid or Credited to Policyholders on Direct Business	4 Direct Unearned Premium Reserves	5 Direct Losses Paid (deducting salvage)	6 Direct Losses Incurred	7 Direct Losses Unpaid	8 Direct Defense and Cost Containment Expense Paid	9 Direct Defense and Cost Containment Expense Incurred	10 Direct Defense and Cost Containment Expense Unpaid	11 Commissions and Brokerage Expenses	12 Taxes, Licenses and Fees
	1 Direct Premiums Written	2 Direct Premiums Earned										
1. Fire												
2.1 Allied lines												
2.2 Multiple peril crop												
2.3 Federal flood												
3. Farmowners multiple peril												
4. Homeowners multiple peril												
5.1 Commercial multiple peril (non-liability portion)												
5.2 Commercial multiple peril (liability portion)												
6. Mortgage guaranty												
8. Ocean marine												
9. Inland marine												
10. Financial guaranty												
11. Medical professional liability												
12. Earthquake												
13. Group accident and health (b)												
14. Credit accident and health (group and individual)												
15.1 Collectively renewable accident and health (b)												
15.2 Non-cancelable accident and health(b)												
15.3 Guaranteed renewable accident and health(b)												
15.4 Non-renewable for stated reasons only (b)												
15.5 Other accident only												
15.6 Medicare Title XVIII exempt from state taxes or fees												
15.7 All other accident and health (b)												
15.8 Federal employees health benefits program premium (b)												
16. Workers' compensation												
17.1 Other Liability - occurrence												
17.2 Other Liability - claims made												
17.3 Excess workers' compensation												
18. Products liability												
19.1 Private passenger auto no-fault (personal injury protection)												
19.2 Other private passenger auto liability												676
19.3 Commercial auto no-fault (personal injury protection)												
19.4 Other commercial auto liability												
21.1 Private passenger auto physical damage												
21.2 Commercial auto physical damage												
22. Aircraft (all perils)												
23. Fidelity												
24. Surety												
26. Burglary and theft												
27. Boiler and machinery												
28. Credit												
30. Warranty												
34. Aggregate write-ins for other lines of business												
35. TOTALS (a)												676
DETAILS OF WRITE-INS												
3401.												
3402.												
3403.												
3498. Summary of remaining write-ins for Line 34 from overflow page												
3499. Totals (Lines 3401 thru 3403 plus 3498)(Line 34 above)												

(a) Finance and service charges not included in Lines 1 to 35 \$

(b) For health business on indicated lines report: Number of persons insured under PPO managed care products and number of persons insured under indemnity only products

19 VT



ANNUAL STATEMENT FOR THE YEAR 2012 OF THE NATIONWIDE AFFINITY INSURANCE COMPANY OF AMERICA

EXHIBIT OF PREMIUMS AND LOSSES (Statutory Page 14)

NAIC Group Code 0140

Direct Business in the state of Virginia

During the Year 2012

NAIC Company Code 26093

Line of Business	Gross Premiums, Including Policy and Membership Fees, Less Return Premiums and Premiums on Policies not Taken		3 Dividends Paid or Credited to Policyholders on Direct Business	4 Direct Unearned Premium Reserves	5 Direct Losses Paid (deducting salvage)	6 Direct Losses Incurred	7 Direct Losses Unpaid	8 Direct Defense and Cost Containment Expense Paid	9 Direct Defense and Cost Containment Expense Incurred	10 Direct Defense and Cost Containment Expense Unpaid	11 Commissions and Brokerage Expenses	12 Taxes, Licenses and Fees
	1 Direct Premiums Written	2 Direct Premiums Earned										
1. Fire												
2.1 Allied lines												
2.2 Multiple peril crop												
2.3 Federal flood												
3. Farmowners multiple peril												
4. Homeowners multiple peril												
5.1 Commercial multiple peril (non-liability portion)												
5.2 Commercial multiple peril (liability portion)												
6. Mortgage guaranty												
8. Ocean marine												
9. Inland marine												
10. Financial guaranty												
11. Medical professional liability												
12. Earthquake												
13. Group accident and health (b)												
14. Credit accident and health (group and individual)												
15.1 Collectively renewable accident and health (b)												
15.2 Non-cancelable accident and health(b)												
15.3 Guaranteed renewable accident and health(b)												
15.4 Non-renewable for stated reasons only (b)												
15.5 Other accident only												
15.6 Medicare Title XVIII exempt from state taxes or fees												
15.7 All other accident and health (b)												
15.8 Federal employees health benefits program premium (b)												
16. Workers' compensation												
17.1 Other Liability - occurrence												
17.2 Other Liability - claims made												
17.3 Excess workers' compensation												
18. Products liability												
19.1 Private passenger auto no-fault (personal injury protection)												
19.2 Other private passenger auto liability												769
19.3 Commercial auto no-fault (personal injury protection)												
19.4 Other commercial auto liability												
21.1 Private passenger auto physical damage												
21.2 Commercial auto physical damage												
22. Aircraft (all perils)												
23. Fidelity												
24. Surety												
26. Burglary and theft												
27. Boiler and machinery												
28. Credit												
30. Warranty												
34. Aggregate write-ins for other lines of business												
35. TOTALS (a)												769
DETAILS OF WRITE-INS												
3401.												
3402.												
3403.												
3498. Summary of remaining write-ins for Line 34 from overflow page												
3499. Totals (Lines 3401 thru 3403 plus 3498)(Line 34 above)												

(a) Finance and service charges not included in Lines 1 to 35 \$

(b) For health business on indicated lines report: Number of persons insured under PPO managed care products and number of persons insured under indemnity only products

19.VA



ANNUAL STATEMENT FOR THE YEAR 2012 OF THE NATIONWIDE AFFINITY INSURANCE COMPANY OF AMERICA

EXHIBIT OF PREMIUMS AND LOSSES (Statutory Page 14)

NAIC Group Code 0140

Direct Business in the state of Washington

During the Year 2012

NAIC Company Code 26093

Line of Business	Gross Premiums, Including Policy and Membership Fees, Less Return Premiums and Premiums on Policies not Taken		3 Dividends Paid or Credited to Policyholders on Direct Business	4 Direct Unearned Premium Reserves	5 Direct Losses Paid (deducting salvage)	6 Direct Losses Incurred	7 Direct Losses Unpaid	8 Direct Defense and Cost Containment Expense Paid	9 Direct Defense and Cost Containment Expense Incurred	10 Direct Defense and Cost Containment Expense Unpaid	11 Commissions and Brokerage Expenses	12 Taxes, Licenses and Fees
	1 Direct Premiums Written	2 Direct Premiums Earned										
1. Fire												490
2.1 Allied lines												1,348
2.2 Multiple peril crop												
2.3 Federal flood												
3. Farmowners multiple peril												
4. Homeowners multiple peril	740,988	691,518		398,504	447,745	243,039	246,910	15,643	18,131	10,419	97,238	25,948
5.1 Commercial multiple peril (non-liability portion)												
5.2 Commercial multiple peril (liability portion)												
6. Mortgage guaranty												
8. Ocean marine												
9. Inland marine	20,882	19,197		11,896	14	298	524		16	48	2,836	761
10. Financial guaranty												
11. Medical professional liability												
12. Earthquake	35,074	35,866		18,336	52	52					3,331	1,265
13. Group accident and health (b)												
14. Credit accident and health (group and individual)												
15.1 Collectively renewable accident and health (b)												
15.2 Non-cancelable accident and health(b)												
15.3 Guaranteed renewable accident and health(b)												
15.4 Non-renewable for stated reasons only (b)												
15.5 Other accident only												
15.6 Medicare Title XVIII exempt from state taxes or fees												
15.7 All other accident and health (b)												
15.8 Federal employees health benefits program premium (b)												
16. Workers' compensation												
17.1 Other Liability - occurrence											84	
17.2 Other Liability - claims made												
17.3 Excess workers' compensation												
18. Products liability												
19.1 Private passenger auto no-fault (personal injury protection)	18,031	1,511		16,520							1,286	361
19.2 Other private passenger auto liability	110,964	9,285		101,679	820	2,350	1,730				29,761	2,223
19.3 Commercial auto no-fault (personal injury protection)												
19.4 Other commercial auto liability												
21.1 Private passenger auto physical damage	61,069	5,123		55,946		4,500	4,500				21,936	1,223
21.2 Commercial auto physical damage												
22. Aircraft (all perils)												
23. Fidelity												
24. Surety												
26. Burglary and theft												
27. Boiler and machinery	410	128		283							66	17
28. Credit												
30. Warranty												
34. Aggregate write-ins for other lines of business												
35. TOTALS (a)	987,418	762,628		603,164	448,431	250,239	253,664	15,643	18,147	10,467	158,376	31,798
DETAILS OF WRITE-INS												
3401.												
3402.												
3403.												
3498. Summary of remaining write-ins for Line 34 from overflow page												
3499. Totals (Lines 3401 thru 3403 plus 3498)(Line 34 above)												

(a) Finance and service charges not included in Lines 1 to 35 \$314

(b) For health business on indicated lines report: Number of persons insured under PPO managed care products and number of persons insured under indemnity only products

19.WA



ANNUAL STATEMENT FOR THE YEAR 2012 OF THE NATIONWIDE AFFINITY INSURANCE COMPANY OF AMERICA

EXHIBIT OF PREMIUMS AND LOSSES (Statutory Page 14)

NAIC Group Code 0140

Direct Business in the state of West Virginia

During the Year 2012

NAIC Company Code 26093

Line of Business	Gross Premiums, Including Policy and Membership Fees, Less Return Premiums and Premiums on Policies not Taken		3 Dividends Paid or Credited to Policyholders on Direct Business	4 Direct Unearned Premium Reserves	5 Direct Losses Paid (deducting salvage)	6 Direct Losses Incurred	7 Direct Losses Unpaid	8 Direct Defense and Cost Containment Expense Paid	9 Direct Defense and Cost Containment Expense Incurred	10 Direct Defense and Cost Containment Expense Unpaid	11 Commissions and Brokerage Expenses	12 Taxes, Licenses and Fees
	1 Direct Premiums Written	2 Direct Premiums Earned										
1. Fire												
2.1 Allied lines												
2.2 Multiple peril crop												
2.3 Federal flood												
3. Farmowners multiple peril												
4. Homeowners multiple peril												
5.1 Commercial multiple peril (non-liability portion)												
5.2 Commercial multiple peril (liability portion)												
6. Mortgage guaranty												
8. Ocean marine												
9. Inland marine												
10. Financial guaranty												
11. Medical professional liability												
12. Earthquake												
13. Group accident and health (b)												
14. Credit accident and health (group and individual)												
15.1 Collectively renewable accident and health (b)												
15.2 Non-cancelable accident and health(b)												
15.3 Guaranteed renewable accident and health(b)												
15.4 Non-renewable for stated reasons only (b)												
15.5 Other accident only												
15.6 Medicare Title XVIII exempt from state taxes or fees												
15.7 All other accident and health (b)												
15.8 Federal employees health benefits program premium (b)												
16. Workers' compensation												
17.1 Other Liability - occurrence												
17.2 Other Liability - claims made												
17.3 Excess workers' compensation												
18. Products liability												
19.1 Private passenger auto no-fault (personal injury protection)												
19.2 Other private passenger auto liability	(240)	(240)										1,350
19.3 Commercial auto no-fault (personal injury protection)												
19.4 Other commercial auto liability												
21.1 Private passenger auto physical damage												
21.2 Commercial auto physical damage												
22. Aircraft (all perils)												
23. Fidelity												
24. Surety												
26. Burglary and theft												
27. Boiler and machinery												
28. Credit												
30. Warranty												
34. Aggregate write-ins for other lines of business												
35. TOTALS (a)	(240)	(240)										1,350
DETAILS OF WRITE-INS												
3401.												
3402.												
3403.												
3498. Summary of remaining write-ins for Line 34 from overflow page												
3499. Totals (Lines 3401 thru 3403 plus 3498)(Line 34 above)												

(a) Finance and service charges not included in Lines 1 to 35 \$

(b) For health business on indicated lines report: Number of persons insured under PPO managed care products and number of persons insured under indemnity only products

19.WV



ANNUAL STATEMENT FOR THE YEAR 2012 OF THE NATIONWIDE AFFINITY INSURANCE COMPANY OF AMERICA

EXHIBIT OF PREMIUMS AND LOSSES (Statutory Page 14)

NAIC Group Code 0140

Direct Business in the state of Wisconsin

During the Year 2012

NAIC Company Code 26093

Line of Business	Gross Premiums, Including Policy and Membership Fees, Less Return Premiums and Premiums on Policies not Taken		3 Dividends Paid or Credited to Policyholders on Direct Business	4 Direct Unearned Premium Reserves	5 Direct Losses Paid (deducting salvage)	6 Direct Losses Incurred	7 Direct Losses Unpaid	8 Direct Defense and Cost Containment Expense Paid	9 Direct Defense and Cost Containment Expense Incurred	10 Direct Defense and Cost Containment Expense Unpaid	11 Commissions and Brokerage Expenses	12 Taxes, Licenses and Fees
	1 Direct Premiums Written	2 Direct Premiums Earned										
1. Fire												
2.1 Allied lines												
2.2 Multiple peril crop												
2.3 Federal flood												
3. Farmowners multiple peril												
4. Homeowners multiple peril	791,560	712,934		425,151	261,736	272,396	37,321	4,718	7,626	8,428	92,601	22,927
5.1 Commercial multiple peril (non-liability portion)												
5.2 Commercial multiple peril (liability portion)												
6. Mortgage guaranty												
8. Ocean marine												
9. Inland marine	11,182	9,860		6,030	5	136	235		8	25	1,319	353
10. Financial guaranty												
11. Medical professional liability												
12. Earthquake	401	376		225							40	20
13. Group accident and health (b)												
14. Credit accident and health (group and individual)												
15.1 Collectively renewable accident and health (b)												
15.2 Non-cancelable accident and health(b)												
15.3 Guaranteed renewable accident and health(b)												
15.4 Non-renewable for stated reasons only (b)												
15.5 Other accident only												
15.6 Medicare Title XVIII exempt from state taxes or fees												
15.7 All other accident and health (b)												
15.8 Federal employees health benefits program premium (b)												
16. Workers' compensation												500
17.1 Other Liability - occurrence												
17.2 Other Liability - claims made												
17.3 Excess workers' compensation												
18. Products liability												
19.1 Private passenger auto no-fault (personal injury protection)												
19.2 Other private passenger auto liability	5,834,751	6,463,238		2,348,268	5,046,140	3,860,483	5,768,931	361,195	346,622	416,186	920,415	173,721
19.3 Commercial auto no-fault (personal injury protection)												
19.4 Other commercial auto liability												
21.1 Private passenger auto physical damage	3,844,137	4,093,153		1,562,136	2,472,993	2,491,100	91,368	55	(1,056)	11,688	606,640	110,114
21.2 Commercial auto physical damage												
22. Aircraft (all perils)												
23. Fidelity												
24. Surety												
26. Burglary and theft	45	45		9		1	1				7	1
27. Boiler and machinery	878	366		511	1	1					137	26
28. Credit												
30. Warranty												
34. Aggregate write-ins for other lines of business												
35. TOTALS (a)	10,482,954	11,279,972		4,342,330	7,780,875	6,624,117	5,897,856	365,968	353,200	436,327	1,621,159	307,662
DETAILS OF WRITE-INS												
3401.												
3402.												
3403.												
3498. Summary of remaining write-ins for Line 34 from overflow page												
3499. Totals (Lines 3401 thru 3403 plus 3498)(Line 34 above)												

(a) Finance and service charges not included in Lines 1 to 35 \$375

(b) For health business on indicated lines report: Number of persons insured under PPO managed care products and number of persons insured under indemnity only products

19.W1



ANNUAL STATEMENT FOR THE YEAR 2012 OF THE NATIONWIDE AFFINITY INSURANCE COMPANY OF AMERICA

EXHIBIT OF PREMIUMS AND LOSSES (Statutory Page 14)

NAIC Group Code 0140

Direct Business in the state of Wyoming

During the Year 2012

NAIC Company Code 26093

Line of Business	Gross Premiums, Including Policy and Membership Fees, Less Return Premiums and Premiums on Policies not Taken		3 Dividends Paid or Credited to Policyholders on Direct Business	4 Direct Unearned Premium Reserves	5 Direct Losses Paid (deducting salvage)	6 Direct Losses Incurred	7 Direct Losses Unpaid	8 Direct Defense and Cost Containment Expense Paid	9 Direct Defense and Cost Containment Expense Incurred	10 Direct Defense and Cost Containment Expense Unpaid	11 Commissions and Brokerage Expenses	12 Taxes, Licenses and Fees
	1 Direct Premiums Written	2 Direct Premiums Earned										
1. Fire												15
2.1 Allied lines												42
2.2 Multiple peril crop												
2.3 Federal flood												
3. Farmowners multiple peril												
4. Homeowners multiple peril	1,417,872	1,103,978		773,638	306,315	185,320	46,851	4,847	12,579	13,287	222,653	34,763
5.1 Commercial multiple peril (non-liability portion)												
5.2 Commercial multiple peril (liability portion)												
6. Mortgage guaranty												
8. Ocean marine												
9. Inland marine	12,190	9,998		7,017	54	(3,824)	230		15	22	1,986	349
10. Financial guaranty												
11. Medical professional liability												
12. Earthquake	4,228	3,993		2,328	4	4					563	104
13. Group accident and health (b)												
14. Credit accident and health (group and individual)												
15.1 Collectively renewable accident and health (b)												
15.2 Non-cancelable accident and health(b)												
15.3 Guaranteed renewable accident and health(b)												
15.4 Non-renewable for stated reasons only (b)												
15.5 Other accident only												
15.6 Medicare Title XVIII exempt from state taxes or fees												
15.7 All other accident and health (b)												
15.8 Federal employees health benefits program premium (b)												
16. Workers' compensation												
17.1 Other Liability - occurrence											2	
17.2 Other Liability - claims made												
17.3 Excess workers' compensation												
18. Products liability												
19.1 Private passenger auto no-fault (personal injury protection)												
19.2 Other private passenger auto liability											698	
19.3 Commercial auto no-fault (personal injury protection)												
19.4 Other commercial auto liability												
21.1 Private passenger auto physical damage											568	
21.2 Commercial auto physical damage												
22. Aircraft (all perils)												
23. Fidelity												
24. Surety												
26. Burglary and theft												
27. Boiler and machinery	3,743	1,193		2,550	3	3					641	93
28. Credit												
30. Warranty												
34. Aggregate write-ins for other lines of business												
35. TOTALS (a)	1,438,033	1,119,162		785,533	306,376	181,503	47,081	4,847	12,594	13,309	227,168	35,309
DETAILS OF WRITE-INS												
3401.												
3402.												
3403.												
3498. Summary of remaining write-ins for Line 34 from overflow page												
3499. Totals (Lines 3401 thru 3403 plus 3498)(Line 34 above)												

(a) Finance and service charges not included in Lines 1 to 35 \$

(b) For health business on indicated lines report: Number of persons insured under PPO managed care products and number of persons insured under indemnity only products

19.WV



ANNUAL STATEMENT FOR THE YEAR 2012 OF THE NATIONWIDE AFFINITY INSURANCE COMPANY OF AMERICA

EXHIBIT OF PREMIUMS AND LOSSES (Statutory Page 14)

NAIC Group Code 0140

Direct Business in the state of Grand Total

During the Year 2012

NAIC Company Code 26093

Table with 12 columns: Line of Business, Direct Premiums Written, Direct Premiums Earned, Dividends Paid or Credited to Policyholders on Direct Business, Direct Unearned Premium Reserves, Direct Losses Paid (deducting salvage), Direct Losses Incurred, Direct Losses Unpaid, Direct Defense and Cost Containment Expense Paid, Direct Defense and Cost Containment Expense Incurred, Direct Defense and Cost Containment Expense Unpaid, Commissions and Brokerage Expenses, Taxes, Licenses and Fees. Rows include various insurance categories like Fire, Multiple peril crop, Federal flood, etc., and a TOTALS (a) row.

(a) Finance and service charges not included in Lines 1 to 35 \$ 8,711,621

(b) For health business on indicated lines report: Number of persons insured under PPO managed care products and number of persons insured under indemnity only products

19 GT

Schedule F - Part 1

NONE

Schedule F - Part 2

NONE

ANNUAL STATEMENT FOR THE YEAR 2012 OF THE NATIONWIDE AFFINITY INSURANCE COMPANY OF AMERICA

SCHEDULE F - PART 3

Ceded Reinsurance as of December 31, Current Year (000 OMITTED)

1 Federal ID Number	2 NAIC Company Code	3 Name of Reinsurer	4 Domiciliary Jurisdiction	5 Reinsurance Contracts Ceding 75% or More of Direct Premiums Written	6 Reinsurance Premiums Ceded	Reinsurance Recoverable On										Reinsurance Payable		18 Net Amount Recoverable From Reinsurers Cols. 15 - [16 + 17]	19 Funds Held By Company Under Reinsurance Treaties
						7 Paid Losses	8 Paid LAE	9 Known Case Loss Reserves	10 Known Case LAE Reserves	11 IBNR Loss Reserves	12 IBNR LAE Reserves	13 Unearned Premiums	14 Contingent Commis-sions	15 Columns 7 thru 14 Totals	16 Ceded Balances Payable	17 Other Amounts Due to Reinsurers			
31-4177100	23787	Nationwide Mutual Insurance Company	OH		855,749	49,916	781	207,900	33	76,213	31,313	265,748	3,385	635,289	280,544	(2,334)	357,079		
0199999. Total Authorized - Affiliates - U.S. Intercompany Pooling					855,749	49,916	781	207,900	33	76,213	31,313	265,748	3,385	635,289	280,544	(2,334)	357,079		
0499999. Total Authorized - Affiliates					855,749	49,916	781	207,900	33	76,213	31,313	265,748	3,385	635,289	280,544	(2,334)	357,079		
0599998. Total Authorized - Other U.S. Unaffiliated Insurers (Under \$100,000)																			
0599999. Total Authorized - Other U.S. Unaffiliated Insurers																			
AA-9991501	00000	Indiana Mine Subsidence Fund	IN												(2)		2		
0699999. Total Authorized - Pools - Mandatory Pools															(2)		2		
0899998. Total Authorized - Other Non-U.S. Insurers (Under \$100,000)																			
0899999. Total Authorized - Other Non-U.S. Insurers																			
0999999. Total Authorized					855,749	49,916	781	207,900	33	76,213	31,313	265,748	3,385	635,289	280,542	(2,334)	357,081		
1399999. Total Unauthorized - Affiliates																			
1499998. Total Unauthorized - Other U.S. Unaffiliated Insurers (Under \$100,000)																			
1499999. Total Unauthorized - Other U.S. Unaffiliated Insurers																			
1799998. Total Unauthorized - Other Non-U.S. Insurers (Under \$100,000)																			
1799999. Total Unauthorized - Other Non-U.S. Insurers																			
1899999. Total Unauthorized																			
2299999. Total Certified - Affiliates																			
2399998. Total Certified - Other U.S. Unaffiliated Insurers (Under \$100,000)																			
2399999. Total Certified - Other U.S. Unaffiliated Insurers																			
2699998. Total Certified - Other Non-U.S. Insurers (Under \$100,000)																			
2699999. Total Certified - Other Non-U.S. Insurers																			
2799999. Total Certified																			
2899999. Total Authorized, Unauthorized and Certified					855,749	49,916	781	207,900	33	76,213	31,313	265,748	3,385	635,289	280,542	(2,334)	357,081		
2999999. Total Protected Cells																			
9999999 Totals					855,749	49,916	781	207,900	33	76,213	31,313	265,748	3,385	635,289	280,542	(2,334)	357,081		

NOTE: A. Report the five largest provisional commission rates included in the cedant's reinsurance treaties. The commission rate to be reported is by contract with ceded premium in excess of \$50,000:

	1 Name of Reinsurer	2 Commission Rate	3 Ceded Premium
1.
2.
3.
4.
5.

B. Report the five largest reinsurance recoverables reported in Column 15, due from any one reinsurer (based on the total recoverables, Line 9999999, Column 15), the amount of ceded premium, and indicate whether the recoverables are due from an affiliated insurer.

	1 Name of Reinsurer	2 Total Recoverables	3 Ceded Premiums	4 Affiliated
1.	Nationwide Mutual Insurance Company	635,289	855,749	Yes [X] No []
2.	Yes [] No []
3.	Yes [] No []
4.	Yes [] No []
5.	Yes [] No []

Schedule F - Part 5

N O N E

Schedule F - Part 5 - Bank Footnote

N O N E

Schedule F - Part 6 - Section 1 - Provision for Reinsurance Ceded to Certified Reinsurers

N O N E

Schedule F - Part 6 - Section 1 - Bank Footnote

N O N E

Schedule F - Part 6 - Section 2 - Provision for Overdue Reinsurance Ceded to Certified Reinsurers

N O N E

Schedule F - Part 7 - Provision for Overdue Authorized Reinsurance

N O N E

Schedule F - Part 8 - Provision for Overdue Reinsurance

N O N E

SCHEDULE F - PART 9

Restatement of Balance Sheet to Identify Net Credit for Reinsurance

	1 As Reported (Net of Ceded)	2 Restatement Adjustments	3 Restated (Gross of Ceded)
ASSETS (Page 2, Col. 3)			
1. Cash and invested assets (Line 12)	12,447,677		12,447,677
2. Premiums and considerations (Line 15)	219,489,199		219,489,199
3. Reinsurance recoverable on loss and loss adjustment expense payments (Line 16.1)	50,696,861	(50,696,861)	
4. Funds held by or deposited with reinsured companies (Line 16.2)			
5. Other assets	23,470,930		23,470,930
6. Net amount recoverable from reinsurers		357,078,743	357,078,743
7. Protected cell assets (Line 27)			
8. Totals (Line 28)	306,104,667	306,381,882	612,486,549
LIABILITIES (Page 3)			
9. Losses and loss adjustment expenses (Lines 1 through 3)		315,459,252	315,459,252
10. Taxes, expenses, and other obligations (Lines 4 through 8)	168,254	5,719,448	5,887,702
11. Unearned premiums (Line 9)		265,747,618	265,747,618
12. Advance premiums (Line 10)			
13. Dividends declared and unpaid (Line 11.1 and 11.2)			
14. Ceded reinsurance premiums payable (net of ceding commissions (Line 12)	280,542,543	(280,544,436)	(1,893)
15. Funds held by company under reinsurance treaties (Line 13)			
16. Amounts withheld or retained by company for account of others (Line 14)			
17. Provision for reinsurance (Line 16)			
18. Other liabilities	12,995,065		12,995,065
19. Total liabilities excluding protected cell business (Line 26)	293,705,862	306,381,882	600,087,744
20. Protected cell liabilities (Line 27)			
21. Surplus as regards policyholders (Line 37)	12,398,805	XXX	12,398,805
22. Totals (Line 38)	306,104,667	306,381,882	612,486,549

NOTE: Is the restatement of this exhibit the result of grossing up balances ceded to affiliates under 100 percent reinsurance or pooling arrangements? Yes [X] No []

If yes, give full explanation: See Notes to Financial Statement #26

Schedule H - Part 1

N O N E

Schedule H - Part 2 - Reserves and Liabilities

N O N E

Schedule H - Part 3 - Prior Year's Claim Reserves and Liabilities

N O N E

Schedule H - Part 4 - Reinsurance

N O N E

Schedule H - Part 5 - Health Claims

N O N E

ANNUAL STATEMENT FOR THE YEAR 2012 OF THE NATIONWIDE AFFINITY INSURANCE COMPANY OF AMERICA
SCHEDULE P - PART 1A - HOMEOWNERS/FAROWNERS
(\$000 OMITTED)

Years in Which Premiums Were Earned and Losses Were Incurred	Premiums Earned			Loss and Loss Expense Payments						10 Salvage and Subrogation Received	11 Total Net Paid Cols (4 - 5 + 6 - 7 + 8 - 9)	12 Number of Claims Reported Direct and Assumed
	1 Direct and Assumed	2 Ceded	3 Net (1 - 2)	Loss Payments		Defense and Cost Containment Payments		Adjusting and Other Payments				
				4 Direct and Assumed	5 Ceded	6 Direct and Assumed	7 Ceded	8 Direct and Assumed	9 Ceded			
1. Prior.....	XXX	XXX	XXX									XXX
2. 2003.....								.0	.0			
3. 2004.....				124	105			.0	.0			19
4. 2005.....								.0	.0			.0
5. 2006.....	1	1		0	0			(2)	(1)			.0
6. 2007.....	2,405	2,405		2,086	2,086	42	42	110	108			2
7. 2008.....	13,569	13,569		9,955	9,955	142	142	1,036	987			49
8. 2009.....	28,574	28,574	0	24,291	24,291	288	288	2,452	2,363			88
9. 2010.....	46,041	46,041		33,990	33,990	255	255	3,391	3,391			4,528
10. 2011.....												
11. 2012.....												
12. Totals	XXX	XXX	XXX	70,447	70,428	726	726	6,987	6,849			158

	Losses Unpaid				Defense and Cost Containment Unpaid				Adjusting and Other Unpaid		23 Salvage and Subrogation Anticipated	24 Total Net Losses and Expenses Unpaid	25 Number of Claims Outstanding Direct and Assumed
	Case Basis		Bulk + IBNR		Case Basis		Bulk + IBNR						
	13 Direct and Assumed	14 Ceded	15 Direct and Assumed	16 Ceded	17 Direct and Assumed	18 Ceded	19 Direct and Assumed	20 Ceded	21 Direct and Assumed	22 Ceded			
1. Prior.....													
2. 2003.....													
3. 2004.....													
4. 2005.....													
5. 2006.....													
6. 2007.....													
7. 2008.....													
8. 2009.....													
9. 2010.....													
10. 2011.....													
11. 2012.....													
12. Totals													

	Total Losses and Loss Expenses Incurred			Loss and Loss Expense Percentage (Incurred / Premiums Earned)			Nontabular Discount		34 Inter-Company Pooling Participation Percentage	Net Balance Sheet Reserves After Discount	
	26 Direct and Assumed	27 Ceded	28 Net	29 Direct and Assumed	30 Ceded	31 Net	32 Loss	33 Loss Expense		35 Losses Unpaid	36 Loss Expenses Unpaid
	1. Prior.....	XXX	XXX	XXX	XXX	XXX	XXX				XXX
2. 2003.....	.0	.0									
3. 2004.....	124	106	19								
4. 2005.....	.0	.0	.0								
5. 2006.....	(1)	(1)	0	(116.6)	(119.1)						
6. 2007.....	2,238	2,236	2	93.1	93.0						
7. 2008.....	11,132	11,084	49	82.0	81.7						
8. 2009.....	27,031	26,943	88	94.6	94.3	(101,435.9)					
9. 2010.....	37,636	37,636		81.7	81.7						
10. 2011.....											
11. 2012.....											
12. Totals	XXX	XXX	XXX	XXX	XXX	XXX			XXX		

ANNUAL STATEMENT FOR THE YEAR 2012 OF THE NATIONWIDE AFFINITY INSURANCE COMPANY OF AMERICA
SCHEDULE P - PART 1B - PRIVATE PASSENGER AUTO LIABILITY/MEDICAL
(\$000 OMITTED)

Years in Which Premiums Were Earned and Losses Were Incurred	Premiums Earned			Loss and Loss Expense Payments						10 Salvage and Subrogation Received	11 Total Net Paid Cols (4 - 5 + 6 - 7 + 8 - 9)	12 Number of Claims Reported Direct and Assumed	
	1 Direct and Assumed	2 Ceded	3 Net (1 - 2)	Loss Payments		Defense and Cost Containment Payments		Adjusting and Other Payments					
				4 Direct and Assumed	5 Ceded	6 Direct and Assumed	7 Ceded	8 Direct and Assumed	9 Ceded				
1. Prior.....	XXX	XXX	XXX									XXX	
2. 2003.....								4	4			0	
3. 2004.....	233		233	101	4	4	(3)	23	14	0		113	33
4. 2005.....	4,602	4,100	503	2,962	2,772	116	108	161	137	1		222	677
5. 2006.....	45,732	44,188	1,544	43,998	42,416	1,195	1,147	6,516	6,050	37		2,096	14,420
6. 2007.....	81,205	79,248	1,957	73,671	71,832	1,286	1,253	7,137	6,902	54		2,107	22,257
7. 2008.....	133,140	129,082	4,058	99,465	95,875	1,348	1,257	14,488	13,694	44		4,475	32,228
8. 2009.....	205,590	196,351	9,239	126,289	118,850	1,189	1,001	23,084	21,917	67		8,793	44,843
9. 2010.....	251,738	251,738		95,163	95,163	450	450	25,373	25,373				42,025
10. 2011.....													
11. 2012.....													
12. Totals	XXX	XXX	XXX	441,648	426,913	5,587	5,212	76,786	74,091	202		17,805	XXX

	Losses Unpaid				Defense and Cost Containment Unpaid				Adjusting and Other Unpaid		23 Salvage and Subrogation Anticipated	24 Total Net Losses and Expenses Unpaid	25 Number of Claims Outstanding Direct and Assumed
	Case Basis		Bulk + IBNR		Case Basis		Bulk + IBNR		Adjusting and Other Unpaid				
	13 Direct and Assumed	14 Ceded	15 Direct and Assumed	16 Ceded	17 Direct and Assumed	18 Ceded	19 Direct and Assumed	20 Ceded	21 Direct and Assumed	22 Ceded			
1. Prior.....													
2. 2003.....													
3. 2004.....													
4. 2005.....													
5. 2006.....													
6. 2007.....													
7. 2008.....													
8. 2009.....													
9. 2010.....													
10. 2011.....													
11. 2012.....													
12. Totals													

	Total Losses and Loss Expenses Incurred			Loss and Loss Expense Percentage (Incurred / Premiums Earned)			Nontabular Discount		34 Inter-Company Pooling Participation Percentage	Net Balance Sheet Reserves After Discount	
	26 Direct and Assumed	27 Ceded	28 Net	29 Direct and Assumed	30 Ceded	31 Net	32 Loss	33 Loss Expense		35 Losses Unpaid	36 Loss Expenses Unpaid
	1. Prior.....	XXX	XXX	XXX	XXX	XXX	XXX				XXX
2. 2003.....	4	4	0								
3. 2004.....	128	15	113	55.0		48.6					
4. 2005.....	3,239	3,017	222	70.4	73.6	44.1					
5. 2006.....	51,709	49,613	2,096	113.1	112.3	135.7					
6. 2007.....	82,094	79,987	2,107	101.1	100.9	107.6					
7. 2008.....	115,301	110,826	4,475	86.6	85.9	110.3					
8. 2009.....	150,561	141,768	8,793	73.2	72.2	95.2					
9. 2010.....	120,986	120,986		48.1	48.1						
10. 2011.....											
11. 2012.....											
12. Totals	XXX	XXX	XXX	XXX	XXX	XXX			XXX		

Schedule P - Part 1C - Commercial Auto/Truck Liability/Medical

N O N E

Schedule P - Part 1D - Workers' Compensation (Excluding Excess Workers' Compensation)

N O N E

Schedule P - Part 1E - Commercial Multiple Peril

N O N E

Schedule P - Part 1F - Section 1 - Medical Professional Liability - Occurrence

N O N E

Schedule P - Part 1F - Section 2 - Medical Professional Liability - Claims-Made

N O N E

Schedule P - Part 1G - Special Liability (Ocean Marine, Aircraft (all perils), Boiler and Machinery)

N O N E

Schedule P - Part 1H - Section 1 - Other Liability - Occurrence

N O N E

Schedule P - Part 1H - Section 2 - Other Liability - Claims-Made

N O N E

ANNUAL STATEMENT FOR THE YEAR 2012 OF THE NATIONWIDE AFFINITY INSURANCE COMPANY OF AMERICA
SCHEDULE P - PART 11 - SPECIAL PROPERTY (FIRE, ALLIED LINES, INLAND MARINE,
EARTHQUAKE, BURGLARY AND THEFT)
(\$000 OMITTED)

Years in Which Premiums Were Earned and Losses Were Incurred	Premiums Earned			Loss and Loss Expense Payments							12 Number of Claims Reported Direct and Assumed	
	1 Direct and Assumed	2 Ceded	3 Net (1 - 2)	Loss Payments		Defense and Cost Containment Payments		Adjusting and Other Payments		10 Salvage and Subrogation Received		11 Total Net Paid Cols (4 - 5 + 6 - 7 + 8 - 9)
				4 Direct and Assumed	5 Ceded	6 Direct and Assumed	7 Ceded	8 Direct and Assumed	9 Ceded			
1. Prior	XXX	XXX	XXX									XXX
2. 2011												XXX
3. 2012												XXX
4. Totals	XXX	XXX	XXX									XXX

	Losses Unpaid				Defense and Cost Containment Unpaid				Adjusting and Other Unpaid		23 Salvage and Subrogation Anticipated	24 Total Net Losses and Expenses Unpaid	25 Number of Claims Outstanding Direct and Assumed
	Case Basis		Bulk + IBNR		Case Basis		Bulk + IBNR		Adjusting and Other Unpaid				
	13 Direct and Assumed	14 Ceded	15 Direct and Assumed	16 Ceded	17 Direct and Assumed	18 Ceded	19 Direct and Assumed	20 Ceded	21 Direct and Assumed	22 Ceded			
1. Prior													
2. 2011													
3. 2012													
4. Totals													

	Total Losses and Loss Expenses Incurred			Loss and Loss Expense Percentage (Incurred /Premiums Earned)			Nontabular Discount		34 Inter-Company Pooling Participation Percentage	Net Balance Sheet Reserves After Discount	
	26 Direct and Assumed	27 Ceded	28 Net	29 Direct and Assumed	30 Ceded	31 Net	32 Loss	33 Loss Expense		35 Losses Unpaid	36 Loss Expenses Unpaid
	1. Prior	XXX	XXX	XXX	XXX	XXX	XXX				XXX
2. 2011											
3. 2012											
4. Totals	XXX	XXX	XXX	XXX	XXX	XXX			XXX		

ANNUAL STATEMENT FOR THE YEAR 2012 OF THE NATIONWIDE AFFINITY INSURANCE COMPANY OF AMERICA
SCHEDULE P - PART 1J - AUTO PHYSICAL DAMAGE
(\$000 OMITTED)

Years in Which Premiums Were Earned and Losses Were Incurred	Premiums Earned			Loss and Loss Expense Payments							12 Number of Claims Reported Direct and Assumed	
	1 Direct and Assumed	2 Ceded	3 Net (1 - 2)	Loss Payments		Defense and Cost Containment Payments		Adjusting and Other Payments		10 Salvage and Subrogation Received		11 Total Net Paid Cols (4 - 5 + 6 - 7 + 8 - 9)
				4 Direct and Assumed	5 Ceded	6 Direct and Assumed	7 Ceded	8 Direct and Assumed	9 Ceded			
1. Prior.....	XXX	XXX	XXX									XXX
2. 2011.....												
3. 2012.....												
4. Totals	XXX	XXX	XXX									XXX

	Losses Unpaid				Defense and Cost Containment Unpaid				Adjusting and Other Unpaid		23 Salvage and Subrogation Anticipated	24 Total Net Losses and Expenses Unpaid	25 Number of Claims Outstanding Direct and Assumed
	Case Basis		Bulk + IBNR		Case Basis		Bulk + IBNR		Adjusting and Other Unpaid				
	13 Direct and Assumed	14 Ceded	15 Direct and Assumed	16 Ceded	17 Direct and Assumed	18 Ceded	19 Direct and Assumed	20 Ceded	21 Direct and Assumed	22 Ceded			
1. Prior.....													
2. 2011.....													
3. 2012.....													
4. Totals													

	Total Losses and Loss Expenses Incurred			Loss and Loss Expense Percentage (Incurred / Premiums Earned)			Nontabular Discount		34 Inter-Company Pooling Participation Percentage	Net Balance Sheet Reserves After Discount	
	26 Direct and Assumed	27 Ceded	28 Net	29 Direct and Assumed	30 Ceded	31 Net	32 Loss	33 Loss Expense		35 Losses Unpaid	36 Loss Expenses Unpaid
	1. Prior.....	XXX	XXX	XXX	XXX	XXX	XXX				XXX
2. 2011.....											
3. 2012.....											
4. Totals	XXX	XXX	XXX	XXX	XXX	XXX			XXX		

Schedule P - Part 1K - Fidelity/Surety

N O N E

Schedule P - Part 1L - Other (Including Credit, Accident and Health)

N O N E

Schedule P - Part 1M - International

N O N E

Schedule P - Part 1N - Reinsurance - Nonproportional Assumed Property

N O N E

Schedule P - Part 1O - Reinsurance - Nonproportional Assumed Liability

N O N E

Schedule P - Part 1P - Reinsurance - Nonproportional Assumed Financial Lines

N O N E

Schedule P - Part 1R - Section 1 - Products Liability - Occurrence

N O N E

Schedule P - Part 1R - Section 2 - Products Liability - Claims-Made

N O N E

Schedule P - Part 1S - Financial Guaranty/Mortgage Guaranty

N O N E

Schedule P - Part 1T - Warranty

N O N E

ANNUAL STATEMENT FOR THE YEAR 2012 OF THE NATIONWIDE AFFINITY INSURANCE COMPANY OF AMERICA

SCHEDULE P - PART 2A - HOMEOWNERS/FAROWNERS

Years in Which Losses Were Incurred	INCURRED NET LOSSES AND DEFENSE AND COST CONTAINMENT EXPENSES REPORTED AT YEAR END (\$000 OMITTED)										DEVELOPMENT	
	1 2003	2 2004	3 2005	4 2006	5 2007	6 2008	7 2009	8 2010	9 2011	10 2012	11 One Year	12 Two Year
1. Prior.....							0	0	0	0		
2. 2003.....												
3. 2004.....	XXX						19	19	19	19		
4. 2005.....	XXX	XXX										
5. 2006.....	XXX	XXX	XXX				0	0	0	0		
6. 2007.....	XXX	XXX	XXX	XXX			0	0	0	0		
7. 2008.....	XXX	XXX	XXX	XXX	XXX							
8. 2009.....	XXX	XXX	XXX	XXX	XXX	XXX						
9. 2010.....	XXX	XXX	XXX	XXX	XXX	XXX	XXX					
10. 2011.....	XXX	XXX	XXX	XXX	XXX	XXX	XXX	XXX				XXX
11. 2012.....	XXX	XXX	XXX	XXX	XXX	XXX	XXX	XXX	XXX			XXX
12. Totals												

SCHEDULE P - PART 2B - PRIVATE PASSENGER AUTO LIABILITY/MEDICAL

1. Prior.....							1	1	1	1		
2. 2003.....												
3. 2004.....	XXX	92	103	104	104	104	104	104	104	104		
4. 2005.....	XXX	XXX	191	211	197	196	198	198	198	198		
5. 2006.....	XXX	XXX	XXX	1,455	1,623	1,615	1,629	1,629	1,629	1,629		
6. 2007.....	XXX	XXX	XXX	XXX	1,961	1,883	1,872	1,872	1,872	1,872		
7. 2008.....	XXX	XXX	XXX	XXX	XXX	3,598	3,681	3,681	3,681	3,681		
8. 2009.....	XXX	XXX	XXX	XXX	XXX	XXX	7,626	7,626	7,626	7,626		
9. 2010.....	XXX	XXX	XXX	XXX	XXX	XXX	XXX					
10. 2011.....	XXX	XXX	XXX	XXX	XXX	XXX	XXX	XXX				XXX
11. 2012.....	XXX	XXX	XXX	XXX	XXX	XXX	XXX	XXX	XXX			XXX
12. Totals												

SCHEDULE P - PART 2C - COMMERCIAL AUTO/TRUCK LIABILITY/MEDICAL

1. Prior.....												
2. 2003.....												
3. 2004.....	XXX											
4. 2005.....	XXX	XXX										
5. 2006.....	XXX	XXX	XXX									
6. 2007.....	XXX	XXX	XXX	XXX	XXX							
7. 2008.....	XXX	XXX	XXX	XXX	XXX							
8. 2009.....	XXX	XXX	XXX	XXX	XXX							
9. 2010.....	XXX	XXX	XXX	XXX	XXX							
10. 2011.....	XXX	XXX	XXX	XXX	XXX	XXX	XXX	XXX				XXX
11. 2012.....	XXX	XXX	XXX	XXX	XXX	XXX	XXX	XXX	XXX			XXX
12. Totals												

**SCHEDULE P - PART 2D - WORKERS' COMPENSATION
(EXCLUDING EXCESS WORKERS' COMPENSATION)**

1. Prior.....												
2. 2003.....												
3. 2004.....	XXX											
4. 2005.....	XXX	XXX										
5. 2006.....	XXX	XXX	XXX									
6. 2007.....	XXX	XXX	XXX	XXX	XXX							
7. 2008.....	XXX	XXX	XXX	XXX	XXX							
8. 2009.....	XXX	XXX	XXX	XXX	XXX							
9. 2010.....	XXX	XXX	XXX	XXX	XXX							
10. 2011.....	XXX	XXX	XXX	XXX	XXX	XXX	XXX	XXX				XXX
11. 2012.....	XXX	XXX	XXX	XXX	XXX	XXX	XXX	XXX	XXX			XXX
12. Totals												

SCHEDULE P - PART 2E - COMMERCIAL MULTIPLE PERIL

1. Prior.....												
2. 2003.....												
3. 2004.....	XXX											
4. 2005.....	XXX	XXX										
5. 2006.....	XXX	XXX	XXX									
6. 2007.....	XXX	XXX	XXX	XXX	XXX							
7. 2008.....	XXX	XXX	XXX	XXX	XXX							
8. 2009.....	XXX	XXX	XXX	XXX	XXX							
9. 2010.....	XXX	XXX	XXX	XXX	XXX							
10. 2011.....	XXX	XXX	XXX	XXX	XXX	XXX	XXX	XXX				XXX
11. 2012.....	XXX	XXX	XXX	XXX	XXX	XXX	XXX	XXX	XXX			XXX
12. Totals												

Schedule P - Part 2F - Section 1 - Medical Professional Liability - Occurrence

N O N E

Schedule P - Part 2F - Section 2 - Medical Professional Liability - Claims-Made

N O N E

Schedule P - Part 2G - Special Liability (Ocean Marine, Aircraft (all perils), Boiler and Machinery)

N O N E

Schedule P - Part 2H - Section 1 - Other Liability - Occurrence

N O N E

Schedule P - Part 2H - Section 2- Other Liability - Claims-Made

N O N E

Schedule P - Part 2I - Special Property

N O N E

Schedule P - Part 2J - Auto Physical Damage

N O N E

Schedule P - Part 2K - Fidelity/Surety

N O N E

Schedule P - Part 2L - Other (Including Credit, Accident and Health)

N O N E

Schedule P - Part 2M - International

N O N E

Schedule P - Part 2N - Reinsurance - Nonproportional Assumed Property

N O N E

Schedule P - Part 2O - Reinsurance - Nonproportional Assumed Liability

N O N E

Schedule P - Part 2P - Reinsurance - Nonproportional Assumed Financial Lines

N O N E

Schedule P - Part 2R - Section 1 - Products Liability - Occurrence

N O N E

Schedule P - Part 2R - Section 2 - Products Liability - Claims-Made

N O N E

Schedule P - Part 2S - Financial Guaranty/Mortgage Guaranty

N O N E

Schedule P - Part 2T - Warranty

N O N E

ANNUAL STATEMENT FOR THE YEAR 2012 OF THE NATIONWIDE AFFINITY INSURANCE COMPANY OF AMERICA

SCHEDULE P - PART 3A - HOMEOWNERS/FAROWNERS

Years in Which Losses Were Incurred	CUMULATIVE PAID NET LOSSES AND DEFENSE AND COST CONTAINMENT EXPENSES REPORTED AT YEAR END (\$000 OMITTED)										11 Number of Claims Closed With Loss Payment	12 Number of Claims Closed Without Loss Payment
	1	2	3	4	5	6	7	8	9	10		
	2003	2004	2005	2006	2007	2008	2009	2010	2011	2012		
1. Prior	.000						0	0	0	0		
2. 2003												
3. 2004	XXX						12	19	19	19		
4. 2005	XXX	XXX										
5. 2006	XXX	XXX	XXX				0	0	0	0		
6. 2007	XXX	XXX	XXX	XXX			0	0	0	0	129	59
7. 2008	XXX	XXX	XXX	XXX	XXX						1,049	659
8. 2009	XXX	XXX	XXX	XXX	XXX	XXX					2,469	1,312
9. 2010	XXX	XXX	XXX	XXX	XXX	XXX	XXX				2,724	1,804
10. 2011	XXX	XXX	XXX	XXX	XXX	XXX	XXX	XXX				
11. 2012	XXX	XXX	XXX	XXX	XXX	XXX	XXX	XXX	XXX	XXX		

SCHEDULE P - PART 3B - PRIVATE PASSENGER AUTO LIABILITY/MEDICAL

1. Prior	.000						1	1	1	1		
2. 2003												
3. 2004	XXX	14	102	104	104	104	104	104	104	104	25	8
4. 2005	XXX	XXX	130	172	193	193	193	198	198	198	543	134
5. 2006	XXX	XXX	XXX	737	1,285	1,494	1,574	1,629	1,629	1,629	11,515	2,905
6. 2007	XXX	XXX	XXX	XXX	975	1,606	1,750	1,872	1,872	1,872	17,169	5,088
7. 2008	XXX	XXX	XXX	XXX	XXX	1,365	2,650	3,681	3,681	3,681	23,989	8,239
8. 2009	XXX	XXX	XXX	XXX	XXX	XXX	3,076	7,626	7,626	7,626	32,688	12,155
9. 2010	XXX	XXX	XXX	XXX	XXX	XXX	XXX	XXX	XXX	XXX	29,633	12,392
10. 2011	XXX	XXX	XXX	XXX	XXX	XXX	XXX	XXX	XXX	XXX		
11. 2012	XXX	XXX	XXX	XXX	XXX	XXX	XXX	XXX	XXX	XXX		

SCHEDULE P - PART 3C - COMMERCIAL AUTO/TRUCK LIABILITY/MEDICAL

1. Prior	.000											
2. 2003												
3. 2004	XXX											
4. 2005	XXX	XXX										
5. 2006	XXX	XXX	XXX									
6. 2007	XXX	XXX	XXX	XXX								
7. 2008	XXX	XXX	XXX	XXX	XXX							
8. 2009	XXX	XXX	XXX	XXX	XXX	XXX						
9. 2010	XXX	XXX	XXX	XXX	XXX	XXX	XXX	XXX	XXX	XXX		
10. 2011	XXX	XXX	XXX	XXX	XXX	XXX	XXX	XXX	XXX	XXX		
11. 2012	XXX	XXX	XXX	XXX	XXX	XXX	XXX	XXX	XXX	XXX		

NONE

**SCHEDULE P - PART 3D - WORKERS' COMPENSATION
(EXCLUDING EXCESS WORKERS' COMPENSATION)**

1. Prior	.000											
2. 2003												
3. 2004	XXX											
4. 2005	XXX	XXX										
5. 2006	XXX	XXX	XXX									
6. 2007	XXX	XXX	XXX	XXX								
7. 2008	XXX	XXX	XXX	XXX	XXX							
8. 2009	XXX	XXX	XXX	XXX	XXX	XXX						
9. 2010	XXX	XXX	XXX	XXX	XXX	XXX	XXX	XXX	XXX	XXX		
10. 2011	XXX	XXX	XXX	XXX	XXX	XXX	XXX	XXX	XXX	XXX		
11. 2012	XXX	XXX	XXX	XXX	XXX	XXX	XXX	XXX	XXX	XXX		

NONE

SCHEDULE P - PART 3E - COMMERCIAL MULTIPLE PERIL

1. Prior	.000											
2. 2003												
3. 2004	XXX											
4. 2005	XXX	XXX										
5. 2006	XXX	XXX	XXX									
6. 2007	XXX	XXX	XXX	XXX								
7. 2008	XXX	XXX	XXX	XXX	XXX							
8. 2009	XXX	XXX	XXX	XXX	XXX	XXX						
9. 2010	XXX	XXX	XXX	XXX	XXX	XXX	XXX	XXX	XXX	XXX		
10. 2011	XXX	XXX	XXX	XXX	XXX	XXX	XXX	XXX	XXX	XXX		
11. 2012	XXX	XXX	XXX	XXX	XXX	XXX	XXX	XXX	XXX	XXX		

NONE

Schedule P - Part 3F - Section 1 - Medical Professional Liability - Occurrence

NONE

Schedule P - Part 3F - Section 2 - Medical Professional Liability - Claims-Made

NONE

Schedule P - Part 3G - Special Liability

NONE

Schedule P - Part 3H - Section 1 - Other Liability - Occurrence

NONE

Schedule P - Part 3H - Section 2 - Other Liability - Claims-Made

NONE

Schedule P - Part 3I - Special Property

NONE

Schedule P - Part 3J - Auto Physical Damage

NONE

Schedule P - Part 3K - Fidelity/Surety

NONE

Schedule P - Part 3L - Other (Including Credit, Accident and Health)

NONE

Schedule P - Part 3M - International

NONE

Schedule P - Part 3N - Reinsurance - Nonproportional Assumed Property

NONE

Schedule P - Part 3O - Reinsurance - Nonproportional Assumed Liability

NONE

Schedule P - Part 3P - Reinsurance - Nonproportional Assumed Financial Lines

NONE

Schedule P - Part 3R - Section 1 - Product Liability - Occurrence

NONE

Schedule P - Part 3R - Section 2 - Product Liability - Claims-Made

N O N E

Schedule P - Part 3S - Financial Guaranty/Mortgage Guaranty

N O N E

Schedule P - Part 3T - Warranty

N O N E

SCHEDULE P - PART 4A - HOMEOWNERS/FAROWNERS

Years in Which Losses Were Incurred	BULK AND IBNR RESERVES ON NET LOSSES AND DEFENSE AND COST CONTAINMENT EXPENSES REPORTED AT YEAR END (\$000 OMITTED)									
	1	2	3	4	5	6	7	8	9	10
	2003	2004	2005	2006	2007	2008	2009	2010	2011	2012
1. Prior.....										
2. 2003.....										
3. 2004.....	XXX									
4. 2005.....	XXX	XXX								
5. 2006.....	XXX	XXX	XX							
6. 2007.....	XXX	XXX	XX	XX						
7. 2008.....	XXX	XXX	XX	XXX	XXX					
8. 2009.....	XXX	XXX	XXX	XXX	XXX	XXX				
9. 2010.....	XXX	XXX	XXX	XXX	XXX	XXX	XXX			
10. 2011.....	XXX	XXX	XXX	XXX	XXX	XXX	XXX	XXX		
11. 2012.....	XXX	XXX	XXX	XXX	XXX	XXX	XXX	XXX	XXX	

SCHEDULE P - PART 4B - PRIVATE PASSENGER AUTO LIABILITY/MEDICAL

1. Prior.....										
2. 2003.....										
3. 2004.....	XXX	33	1			0	0			
4. 2005.....	XXX	XXX	25	10	1	0	0			
5. 2006.....	XXX	XXX	XXX	272	53	15	5			
6. 2007.....	XXX	XXX	XXX	XXX	436	68	21			
7. 2008.....	XXX	XXX	XXX	XXX	XXX	924	271			
8. 2009.....	XXX	XXX	XXX	XXX	XXX	XXX	1,849			
9. 2010.....	XXX	XXX	XXX	XXX	XXX	XXX	XXX			
10. 2011.....	XXX	XXX	XXX	XXX	XXX	XXX	XXX	XXX		
11. 2012.....	XXX	XXX	XXX	XXX	XXX	XXX	XXX	XXX	XXX	

SCHEDULE P - PART 4C - COMMERCIAL AUTO/TRUCK LIABILITY/MEDICAL

1. Prior.....										
2. 2003.....										
3. 2004.....	XXX									
4. 2005.....	XXX	XXX								
5. 2006.....	XXX	XXX	XXX							
6. 2007.....	XXX	XXX	XX	XX						
7. 2008.....	XXX	XXX	XX	XX	XX					
8. 2009.....	XXX	XXX	XX	XX	XX	XX				
9. 2010.....	XXX	XXX	XX	XXX	XX	XX	XXX			
10. 2011.....	XXX	XXX	XXX	XXX	XXX	XXX	XXX	XXX		
11. 2012.....	XXX	XXX	XXX	XXX	XXX	XXX	XXX	XXX	XXX	

**SCHEDULE P - PART 4D - WORKERS' COMPENSATION
(EXCLUDING EXCESS WORKERS' COMPENSATION)**

1. Prior.....										
2. 2003.....										
3. 2004.....	XXX									
4. 2005.....	XXX	XXX								
5. 2006.....	XXX	XXX	XXX							
6. 2007.....	XXX	XXX	XX	XX						
7. 2008.....	XXX	XXX	XX	XX	XX					
8. 2009.....	XXX	XXX	XX	XX	XX	XX				
9. 2010.....	XXX	XXX	XX	XXX	XX	XX	XXX			
10. 2011.....	XXX	XXX	XXX	XXX	XXX	XXX	XXX	XXX		
11. 2012.....	XXX	XXX	XXX	XXX	XXX	XXX	XXX	XXX	XXX	

SCHEDULE P - PART 4E - COMMERCIAL MULTIPLE PERIL

1. Prior.....										
2. 2003.....										
3. 2004.....	XXX									
4. 2005.....	XXX	XXX								
5. 2006.....	XXX	XXX	XXX							
6. 2007.....	XXX	XXX	XX	XX						
7. 2008.....	XXX	XXX	XX	XX	XX					
8. 2009.....	XXX	XXX	XX	XX	XX	XX				
9. 2010.....	XXX	XXX	XX	XXX	XX	XX	XXX			
10. 2011.....	XXX	XXX	XXX	XXX	XXX	XXX	XXX	XXX		
11. 2012.....	XXX	XXX	XXX	XXX	XXX	XXX	XXX	XXX	XXX	

Schedule P - Part 4F - Section 1 - Medical Professional Liability - Occurrence

N O N E

Schedule P - Part 4F - Section 2 - Medical Professional Liability - Claims-Made

N O N E

Schedule P - Part 4G - Special Liability

N O N E

Schedule P - Part 4H - Section 1 - Other Liability - Occurrence

N O N E

Schedule P - Part 4H - Section 2 - Other Liability - Claims-Made

N O N E

Schedule P - Part 4I - Special Property

N O N E

Schedule P - Part 4J - Auto Physical Damage

N O N E

Schedule P - Part 4K - Fidelity/Surety

N O N E

Schedule P - Part 4L - Other (Including Credit, Accident and Health)

N O N E

Schedule P - Part 4M - International

N O N E

Schedule P - Part 4N - Reinsurance - Nonproportional Assumed Property

N O N E

Schedule P - Part 4O - Reinsurance - Nonproportional Assumed Liability

N O N E

Schedule P - Part 4P - Reinsurance - Nonproportional Assumed Financial Lines

N O N E

Schedule P - Part 4R - Section 1 - Products Liability - Occurrence

N O N E

Schedule P - Part 4R - Section 2 - Products Liability - Claims-Made

N O N E

Schedule P - Part 4S - Financial Guaranty/Mortgage Guaranty

N O N E

Schedule P - Part 4T - Warranty

N O N E

ANNUAL STATEMENT FOR THE YEAR 2012 OF THE NATIONWIDE AFFINITY INSURANCE COMPANY OF AMERICA
SCHEDULE P - PART 5A - HOMEOWNERS/FARMOWNERS
SECTION 1

Years in Which Premiums Were Earned and Losses Were Incurred	CUMULATIVE NUMBER OF CLAIMS CLOSED WITH LOSS PAYMENT DIRECT AND ASSUMED AT YEAR END									
	1	2	3	4	5	6	7	8	9	10
	2003	2004	2005	2006	2007	2008	2009	2010	2011	2012
1. Prior										
2. 2003										
3. 2004	XXX									
4. 2005	XXX	XXX								
5. 2006	XXX	XXX	XXX							
6. 2007	XXX	XXX	XXX	XXX	68	122	129	129	129	129
7. 2008	XXX	XXX	XXX	XXX	XXX	828	1,041	1,049	1,049	1,049
8. 2009	XXX	XXX	XXX	XXX	XXX	XXX	1,957	2,469	2,469	2,469
9. 2010	XXX	XXX	XXX	XXX	XXX	XXX	XXX	2,724	2,724	2,724
10. 2011	XXX	XXX	XXX	XXX	XXX	XXX	XXX	XXX		
11. 2012	XXX	XXX	XXX	XXX	XXX	XXX	XXX	XXX	XXX	

SECTION 2

Years in Which Premiums Were Earned and Losses Were Incurred	NUMBER OF CLAIMS OUTSTANDING DIRECT AND ASSUMED AT YEAR END									
	1	2	3	4	5	6	7	8	9	10
	2003	2004	2005	2006	2007	2008	2009	2010	2011	2012
1. Prior										
2. 2003										
3. 2004	XXX									
4. 2005	XXX	XXX								
5. 2006	XXX	XXX	XXX							
6. 2007	XXX	XXX	XXX	XXX						
7. 2008	XXX	XXX	XXX	XXX	XXX					
8. 2009	XXX	XXX	XXX	XXX	XXX	XXX				
9. 2010	XXX	XXX	XXX	XXX	XXX	XXX	XXX			
10. 2011	XXX	XXX	XXX	XXX	XXX	XXX	XXX	XXX		
11. 2012	XXX	XXX	XXX	XXX	XXX	XXX	XXX	XXX	XXX	

NONE

SECTION 3

Years in Which Premiums Were Earned and Losses Were Incurred	CUMULATIVE NUMBER OF CLAIMS REPORTED DIRECT AND ASSUMED AT YEAR END									
	1	2	3	4	5	6	7	8	9	10
	2003	2004	2005	2006	2007	2008	2009	2010	2011	2012
1. Prior										
2. 2003										
3. 2004	XXX									
4. 2005	XXX	XXX								
5. 2006	XXX	XXX	XXX							
6. 2007	XXX	XXX	XXX	XXX	100	178	187	188	188	188
7. 2008	XXX	XXX	XXX	XXX	XXX	1,394	1,696	1,708	1,708	1,708
8. 2009	XXX	XXX	XXX	XXX	XXX	XXX	3,068	3,781	3,781	3,781
9. 2010	XXX	XXX	XXX	XXX	XXX	XXX	XXX	4,528	4,528	4,528
10. 2011	XXX	XXX	XXX	XXX	XXX	XXX	XXX	XXX		
11. 2012	XXX	XXX	XXX	XXX	XXX	XXX	XXX	XXX	XXX	

ANNUAL STATEMENT FOR THE YEAR 2012 OF THE NATIONWIDE AFFINITY INSURANCE COMPANY OF AMERICA
SCHEDULE P - PART 5B - PRIVATE PASSENGER AUTO LIABILITY/MEDICAL
SECTION 1

Years in Which Premiums Were Earned and Losses Were Incurred	CUMULATIVE NUMBER OF CLAIMS CLOSED WITH LOSS PAYMENT DIRECT AND ASSUMED AT YEAR END									
	1	2	3	4	5	6	7	8	9	10
	2003	2004	2005	2006	2007	2008	2009	2010	2011	2012
1. Prior										
2. 2003										
3. 2004	XXX	10	24	25	25	25	25	25	25	25
4. 2005	XXX	XXX	137	503	530	539	541	543	543	543
5. 2006	XXX	XXX	XXX	8,659	11,110	11,371	11,479	11,515	11,515	11,515
6. 2007	XXX	XXX	XXX	XXX	13,090	16,649	17,019	17,169	17,169	17,169
7. 2008	XXX	XXX	XXX	XXX	XXX	17,788	23,367	23,989	23,989	23,989
8. 2009	XXX	XXX	XXX	XXX	XXX	XXX	24,909	32,688	32,688	32,688
9. 2010	XXX	XXX	XXX	XXX	XXX	XXX	XXX	29,633	29,633	29,633
10. 2011	XXX	XXX	XXX	XXX	XXX	XXX	XXX	XXX	XXX	XXX
11. 2012	XXX	XXX	XXX	XXX	XXX	XXX	XXX	XXX	XXX	XXX

SECTION 2

Years in Which Premiums Were Earned and Losses Were Incurred	NUMBER OF CLAIMS OUTSTANDING DIRECT AND ASSUMED AT YEAR END									
	1	2	3	4	5	6	7	8	9	10
	2003	2004	2005	2006	2007	2008	2009	2010	2011	2012
1. Prior										
2. 2003										
3. 2004	XXX	6	1							
4. 2005	XXX	XXX	92	57	516	1	1			
5. 2006	XXX	XXX	XXX	2,179	16,987	113	33	11		
6. 2007	XXX	XXX	XXX	XXX	15,096	337	137	43		
7. 2008	XXX	XXX	XXX	XXX	XXX	3,530	684	209		
8. 2009	XXX	XXX	XXX	XXX	XXX	XXX	5,454	1,092		
9. 2010	XXX	XXX	XXX	XXX	XXX	XXX	XXX	6,869		
10. 2011	XXX	XXX	XXX	XXX	XXX	XXX	XXX	XXX		
11. 2012	XXX	XXX	XXX	XXX	XXX	XXX	XXX	XXX	XXX	

SECTION 3

Years in Which Premiums Were Earned and Losses Were Incurred	CUMULATIVE NUMBER OF CLAIMS REPORTED DIRECT AND ASSUMED AT YEAR END									
	1	2	3	4	5	6	7	8	9	10
	2003	2004	2005	2006	2007	2008	2009	2010	2011	2012
1. Prior										
2. 2003										
3. 2004	XXX	20	33	33	33	33	33	33	33	33
4. 2005	XXX	XXX	266	683	1,176	672	675	677	677	677
5. 2006	XXX	XXX	XXX	13,104	30,944	14,369	14,412	14,431	14,420	14,420
6. 2007	XXX	XXX	XXX	XXX	32,356	21,985	22,214	22,300	22,257	22,257
7. 2008	XXX	XXX	XXX	XXX	XXX	27,889	32,155	32,437	32,228	32,228
8. 2009	XXX	XXX	XXX	XXX	XXX	XXX	40,660	45,935	44,843	44,843
9. 2010	XXX	XXX	XXX	XXX	XXX	XXX	XXX	48,894	42,025	42,025
10. 2011	XXX	XXX	XXX	XXX	XXX	XXX	XXX	XXX	XXX	XXX
11. 2012	XXX	XXX	XXX	XXX	XXX	XXX	XXX	XXX	XXX	XXX

Schedule P - Part 5C - Commercial Auto/Truck Liability/Medical - Section 1

N O N E

Schedule P - Part 5C - Commercial Auto/Truck Liability/Medical - Section 2

N O N E

Schedule P - Part 5C - Commercial Auto/Truck Liability/Medical - Section 3

N O N E

Schedule P - Part 5D - Workers' Compensation (Excluding Excess Workers' Compensation) - Section

1

N O N E

Schedule P - Part 5D - Workers' Compensation (Excluding Excess Workers' Compensation) - Section

2

N O N E

Schedule P - Part 5D - Workers' Compensation (Excluding Excess Workers' Compensation) - Section

3

N O N E

Schedule P - Part 5E - Commercial Multiple Peril - Section 1

N O N E

Schedule P - Part 5E - Commercial Multiple Peril - Section 2

N O N E

Schedule P - Part 5E - Commercial Multiple Peril - Section 3

N O N E

Schedule P - Part 5F - Medical Professional Liability - Occurrence - Section 1A

N O N E

Schedule P - Part 5F - Medical Professional Liability - Occurrence - Section 2A

N O N E

Schedule P - Part 5F - Medical Professional Liability - Occurrence - Section 3A

N O N E

Schedule P - Part 5F - Medical Professional Liability - Claims-Made - Section 1B

N O N E

Schedule P - Part 5F - Medical Professional Liability - Claims-Made - Section 2B

N O N E

Schedule P - Part 5F - Medical Professional Liability - Claims-Made - Section 3B

N O N E

Schedule P - Part 5H - Other Liability - Occurrence - Section 1A

N O N E

Schedule P - Part 5H - Other Liability - Occurrence - Section 2A

N O N E

Schedule P - Part 5H - Other Liability - Occurrence - Section 3A

N O N E

Schedule P - Part 5H - Other Liability - Claims-Made - Section 1B

N O N E

Schedule P - Part 5H - Other Liability - Claims-Made - Section 2B

N O N E

Schedule P - Part 5H - Other Liability - Claims-Made - Section 3B

N O N E

Schedule P - Part 5R - Products Liability - Occurrence - Section 1A

N O N E

Schedule P - Part 5R - Products Liability - Occurrence - Section 2A

N O N E

Schedule P - Part 5R - Products Liability - Occurrence - Section 3A

N O N E

Schedule P - Part 5R - Products Liability - Claims-Made - Section 1B

N O N E

Schedule P - Part 5R - Products Liability - Claims-Made - Section 2B

N O N E

Schedule P - Part 5R - Products Liability - Claims-Made - Section 3B

N O N E

Schedule P - Part 5T - Warranty - Section 1

N O N E

Schedule P - Part 5T - Warranty - Section 2

N O N E

Schedule P - Part 5T - Warranty - Section 3

N O N E

Schedule P - Part 6C - Commercial Auto/Truck Liability/Medical - Section 1

N O N E

Schedule P - Part 6C - Commercial Auto/Truck Liability/Medical - Section 2

N O N E

Schedule P - Part 6D - Workers' Compensation (Excluding Excess Workers' Compensation) - Section

1

N O N E

Schedule P - Part 6D - Workers' Compensation (Excluding Excess Workers' Compensation) - Section

2

N O N E

Schedule P - Part 6E - Commercial Multiple Peril - Section 1

N O N E

Schedule P - Part 6E - Commercial Multiple Peril - Section 2

N O N E

Schedule P - Part 6H - Other Liability - Occurrence - Section 1A

N O N E

Schedule P - Part 6H - Other Liability - Occurrence - Section 2A

N O N E

Schedule P - Part 6H - Other Liability - Claims-Made - Section 1B

N O N E

Schedule P - Part 6H - Other Liability - Claims-Made - Section 2B

N O N E

Schedule P - Part 6M - International - Section 1

N O N E

Schedule P - Part 6M - International - Section 2

N O N E

Schedule P - Part 6N- Reinsurance A - Nonproportional Assumed Property - Section 1

N O N E

Schedule P - Part 6N- Reinsurance A - Nonproportional Assumed Property - Section 2

N O N E

Schedule P - Part 6O - Reinsurance B - Nonproportional Liability - Section 1

N O N E

Schedule P - Part 6O - Reinsurance B - Nonproportional Assumed Liability - Section 2

N O N E

Schedule P - Part 6R - Products Liability - Occurrence - Section 1A

N O N E

Schedule P - Part 6R - Products Liability - Occurrence - Section 2A

N O N E

Schedule P - Part 6R - Products Liability - Claims-Made - Section 1B

N O N E

Schedule P - Part 6R - Products Liability - Claims-Made - Section 2B

N O N E

Schedule P - Part 7A - Section 1 - Primary Loss Sensitive Contracts

N O N E

Schedule P - Part 7A - Section 2 - Primary Loss Sensitive Contracts

N O N E

Schedule P - Part 7A - Section 3 - Primary Loss Sensitive Contracts

N O N E

Schedule P - Part 7A - Section 4 - Primary Loss Sensitive Contracts

N O N E

Schedule P - Part 7A - Section 5 - Primary Loss Sensitive Contracts

N O N E

Schedule P - Part 7B - Section 1 - Reinsurance Loss Sensitive Contracts

N O N E

Schedule P - Part 7B - Section 2 - Reinsurance Loss Sensitive Contracts

N O N E

Schedule P - Part 7B - Section 3 - Reinsurance Loss Sensitive Contracts

N O N E

Schedule P - Part 7B - Section 4 - Reinsurance Loss Sensitive Contracts

N O N E

Schedule P - Part 7B - Section 5 - Reinsurance Loss Sensitive Contracts

N O N E

Schedule P - Part 7B - Section 6 - Reinsurance Loss Sensitive Contracts

N O N E

Schedule P - Part 7B - Section 7 - Reinsurance Loss Sensitive Contracts

N O N E

SCHEDULE P INTERROGATORIES

1. The following questions relate to yet-to-be-issued Extended Reporting Endorsements (EREs) arising from Death, Disability, or Retirement (DDR) provisions in Medical Professional Liability Claims Made insurance policies. EREs provided for reasons other than DDR are not to be included.
- 1.1 Does the company issue Medical Professional Liability Claims Made insurance policies that provide tail (also known as an extended reporting endorsement, or "ERE") benefits in the event of Death, Disability, or Retirement (DDR) at a reduced charge or at no additional cost? Yes [] No [X]
 If the answer to question 1.1 is "no", leave the following questions blank. If the answer to question 1.1 is "yes", please answer the following questions:
- 1.2 What is the total amount of the reserve for that provision (DDR Reserve), as reported, explicitly or not, elsewhere in this statement (in dollars)? \$
- 1.3 Does the company report any DDR reserve as Unearned Premium Reserve per SSAP #65? Yes [] No []
- 1.4 Does the company report any DDR reserve as loss or loss adjustment expense reserve? Yes [] No []
- 1.5 If the company reports DDR reserve as Unearned Premium Reserve, does that amount match the figure on the Underwriting and Investment Exhibit, Part 1A – Recapitulation of all Premiums (Page 7) Column 2, Lines 11.1 plus 11.2? Yes [] No [] N/A []
- 1.6 If the company reports DDR reserve as loss or loss adjustment expense reserve, please complete the following table corresponding to where these reserves are reported in Schedule P:

Years in Which Premiums Were Earned and Losses Were Incurred		DDR Reserve Included in Schedule P, Part 1F, Medical Professional Liability Column 24: Total Net Losses and Expenses Unpaid	
		1 Section 1: Occurrence	2 Section 2: Claims-Made
1.601	Prior		
1.602	2003		
1.603	2004		
1.604	2005		
1.605	2006		
1.606	2007		
1.607	2008		
1.608	2009		
1.609	2010		
1.610	2011		
1.611	2012		
1.612	Totals		

2. The definition of allocated loss adjustment expenses (ALAE) and, therefore, unallocated loss adjustment expenses (ULAE) was changed effective January 1, 1998. This change in definition applies to both paid and unpaid expenses. Are these expenses (now reported as "Defense and Cost Containment" and "Adjusting and Other") reported in compliance with these definitions in this statement? Yes [X] No []
3. The Adjusting and Other expense payments and reserves should be allocated to the years in which the losses were incurred based on the number of claims reported, closed and outstanding in those years. When allocating Adjusting and Other expense between companies in a group or a pool, the Adjusting and Other expense should be allocated in the same percentage used for the loss amounts and the claim counts. For reinsurers, Adjusting and Other expense assumed should be reported according to the reinsurance contract. For Adjusting and Other expense incurred by reinsurers, or in those situations where suitable claim count information is not available, Adjusting and Other expense should be allocated by a reasonable method determined by the company and described in Interrogatory 7, below. Are they so reported in this Statement? Yes [X] No []
4. Do any lines in Schedule P include reserves that are reported gross of any discount to present value of future payments, and that are reported net of such discounts on Page 10? Yes [] No [X]
- If yes, proper disclosure must be made in the Notes to Financial Statements, as specified in the Instructions. Also, the discounts must be reported in Schedule P - Part 1, Columns 32 and 33. Schedule P must be completed gross of non-tabular discounting. Work papers relating to discount calculations must be available for examination upon request.
 Discounting is allowed only if expressly permitted by the state insurance department to which this Annual Statement is being filed.
5. What were the net premiums in force at the end of the year for:
 (in thousands of dollars) 5.1 Fidelity
5.2 Surety
6. Claim count information is reported per claim or per claimant (Indicate which) per claim.....
 If not the same in all years, explain in Interrogatory 7.
- 7.1 The information provided in Schedule P will be used by many persons to estimate the adequacy of the current loss and expense reserves, among other things. Are there any especially significant events, coverage, retention or accounting changes that have occurred that must be considered when making such analyses? Yes [X] No []
- 7.2 (An extended statement may be attached.)
 Effective January 1, 2011, the Nationwide Mutual Pooling agreement was amended to include fourteen additional affiliates who receive a 0% retrocession from the Pool (see Notes to the Financial Statement #26). The Company's Schedule P does not reflect any external reinsurance from these 0% retrocession affiliates in the direct/assumed and ceded balances and there is no impact to the net presentation for the schedule. The effects of these external reinsurance agreements are presented on the Schedule P of the Company's ultimate parent and affiliates, Nationwide Mutual Insurance Company, Nationwide Mutual Fire Insurance Company, Farmland Mutual Insurance Company and Scottsdale Insurance Company.

SCHEDULE T - PART 2
INTERSTATE COMPACT - EXHIBIT OF PREMIUMS WRITTEN

Allocated by States and Territories

States, Etc.	Direct Business Only					Totals
	1 Life (Group and Individual)	2 Annuities (Group and Individual)	3 Disability Income (Group and Individual)	4 Long-Term Care (Group and Individual)	5 Deposit-Type Contracts	
1. Alabama	AL					
2. Alaska	AK					
3. Arizona	AZ					
4. Arkansas	AR					
5. California	CA					
6. Colorado	CO					
7. Connecticut	CT					
8. Delaware	DE					
9. District of Columbia	DC					
10. Florida	FL					
11. Georgia	GA					
12. Hawaii	HI					
13. Idaho	ID					
14. Illinois	IL					
15. Indiana	IN					
16. Iowa	IA					
17. Kansas	KS					
18. Kentucky	KY					
19. Louisiana	LA					
20. Maine	ME					
21. Maryland	MD					
22. Massachusetts	MA					
23. Michigan	MI					
24. Minnesota	MN					
25. Mississippi	MS					
26. Missouri	MO					
27. Montana	MT					
28. Nebraska	NE					
29. Nevada	NV					
30. New Hampshire	NH					
31. New Jersey	NJ					
32. New Mexico	NM					
33. New York	NY					
34. North Carolina	NC					
35. North Dakota	ND					
36. Ohio	OH					
37. Oklahoma	OK					
38. Oregon	OR					
39. Pennsylvania	PA					
40. Rhode Island	RI					
41. South Carolina	SC					
42. South Dakota	SD					
43. Tennessee	TN					
44. Texas	TX					
45. Utah	UT					
46. Vermont	VT					
47. Virginia	VA					
48. Washington	WA					
49. West Virginia	WV					
50. Wisconsin	WI					
51. Wyoming	WY					
52. American Samoa	AS					
53. Guam	GU					
54. Puerto Rico	PR					
55. U.S. Virgin Islands	VI					
56. Northern Mariana Islands	MP					
57. Canada	CAN					
58. Aggregate Other Alien	OT					
59. Total						

NONE

ANNUAL STATEMENT FOR THE YEAR 2012 OF THE NATIONWIDE AFFINITY INSURANCE COMPANY OF AMERICA

SCHEDULE Y

PART 1A - DETAIL OF INSURANCE HOLDING COMPANY SYSTEM

1	2	3	4	5	6	7	8	9	10	11	12	13	14	15
Group Code	Group Name	NAIC Company Code	Federal ID Number	Federal RSSD	CIK	Name of Securities Exchange if Publicly Traded (U.S. or International)	Names of Parent, Subsidiaries Or Affiliates	Domiciliary Location	Relationship to Reporting Entity	Directly Controlled by (Name of Entity/Person)	Type of Control (Ownership, Board, Management, Attorney-in-Fact, Influence, Other)	If Control is Ownership Provide Percentage	Ultimate Controlling Entity(ies)/Person(s)	*
0140	Nationwide		31-1486309	2059226			10 W. Nationwide, LLC	OH	NIA	Nationwide Realty Investors, Ltd.	Ownership	100.000	Nationwide Mutual Insurance Company	
0140	Nationwide		31-1486309	1992319			101 N. Twentieth St, LLC	OH	NIA	Nationwide Realty Investors, Ltd.	Ownership	100.000	Nationwide Mutual Insurance Company	
0140	Nationwide		31-1733036	3298210			120 Acre Partners, LLC	DE	NIA	Nationwide Realty Investors, Ltd.	Ownership	95.000	Nationwide Mutual Insurance Company	
0140	Nationwide		26-2451988	1774032			1492 Capital, LLC	OH	NIA	Nationwide Mutual Insurance Company	Ownership	100.000	Nationwide Mutual Insurance Company	
0140	Nationwide		20-1347603	1467890			180 E. Broad Partners, LLC	OH	NIA	Nationwide Realty Investors, Ltd.	Ownership	33.330	Nationwide Mutual Insurance Company	1
0140	Nationwide			4186374			3Stone Inflection Fund, LLC	DE	OTH	Other non-Nationwide	n/a		Other non-Nationwide	
0140	Nationwide		31-1580283	2030884			400 West Nationwide Boulevard, LLC	OH	NIA	NWD Investments, LLC	Ownership	100.000	Nationwide Mutual Insurance Company	
0140	Nationwide		31-1580283	2012588			425 West Nationwide Boulevard, LLC	OH	NIA	NWD Investments, LLC	Ownership	100.000	Nationwide Mutual Insurance Company	
0140	Nationwide		31-1486309	2052244			44 Chestnut, LLC	OH	NIA	Nationwide Realty Investors, Ltd.	Ownership	100.000	Nationwide Mutual Insurance Company	
0140	Nationwide		20-4939866	1953275			775 Yard Street Restaurant, LLC	OH	NIA	NRI Equity Land Investments, LLC	Ownership	100.000	Nationwide Mutual Insurance Company	
0140	Nationwide		20-4939866	1881987			775 Yard Street, LLC	OH	NIA	NRI Equity Land Investments, LLC	Ownership	100.000	Nationwide Mutual Insurance Company	
0140	Nationwide		20-4939866	1880839			800 Bobcat Avenue, LLC	OH	NIA	NRI Equity Land Investments, LLC	Ownership	100.000	Nationwide Mutual Insurance Company	
0140	Nationwide		20-4939866	2051266			805 Bobcat Avenue, LLC	OH	NIA	NRI Equity Land Investments, LLC	Ownership	100.000	Nationwide Mutual Insurance Company	
0140	Nationwide		20-4939866	1881988			850 Goodale Blvd., LLC	OH	NIA	NRI Equity Land Investments, LLC	Ownership	100.000	Nationwide Mutual Insurance Company	
0140	Nationwide		20-4939866	2116496			925 Burrell Avenue Acquisitions, LLC	OH	NIA	NRI Equity Land Investments, LLC	Ownership	100.000	Nationwide Mutual Insurance Company	
0140	Nationwide		31-1680808	1107195			AD Investments, LLC	OH	NIA	Nationwide Realty Investors, Ltd.	Ownership	60.000	Nationwide Mutual Insurance Company	
0140	Nationwide		31-1580283	1203104			ADTV, LLC	OH	NIA	NWD Investments, LLC	Ownership	100.000	Nationwide Mutual Insurance Company	
0140	Nationwide		52-2227314				AGMC Reinsurance, Ltd.	TCA	IA	Nationwide Advantage Mortgage Company	Ownership	100.000	Nationwide Mutual Insurance Company	
0140	Nationwide		42-1011300	1573			ALLIED General Agency Company	IA	IA	AMCO Insurance Company	Ownership	100.000	Nationwide Mutual Insurance Company	
0140	Nationwide		42-0958655	1575			ALLIED Group, Inc.	IA	NIA	Nationwide Mutual Insurance Company	Ownership	100.000	Nationwide Mutual Insurance Company	
0140	Nationwide	10127	27-0114983	1519361			ALLIED Insurance Company of America (fka Atlantic Floridian Insurance Company)	OH	IA	Nationwide Mutual Insurance Company	Ownership	100.000	Nationwide Mutual Insurance Company	
0140	Nationwide	45279	42-1201931	89532			ALLIED Property and Casualty Insurance Company	IA	IA	ALLIED Group, Inc.	Ownership	100.000	Nationwide Mutual Insurance Company	
0140	Nationwide		42-1527863	69720			ALLIED Texas Agency, Inc.	TX	IA	AMCO Insurance Company	Ownership	100.000	Nationwide Mutual Insurance Company	
0140	Nationwide	19100	42-6054959	69720			AMCO Insurance Company	IA	IA	ALLIED Group, Inc.	Ownership	100.000	Nationwide Mutual Insurance Company	
0140	Nationwide		59-1031596	248504			American Marine Underwriters, Inc.	FL	IA	Nationwide Mutual Insurance Company	Ownership	100.000	Nationwide Mutual Insurance Company	
0140	Nationwide		31-1486309	2135351			Anderson Meadows, LLC	OH	NIA	Nationwide Realty Investors, Ltd.	Ownership	100.000	Nationwide Mutual Insurance Company	
0140	Nationwide		31-1580283	1419007			Arena District CA I, LLC	OH	NIA	NWD Investments, LLC	Ownership	100.000	Nationwide Mutual Insurance Company	
0140	Nationwide		90-0280710	1424858			Arena District Owners Association	OH	OTH	Other non-Nationwide	n/a		Other non-Nationwide	
0140	Nationwide		31-1580283	1144891			Arena Theatres, LLC	OH	NIA	NWD Investments, LLC	Ownership	100.000	Nationwide Mutual Insurance Company	
0140	Nationwide			4508087			Artesa at Quarry Village, LLC	TX	OTH	Other non-Nationwide	n/a		Other non-Nationwide	
0140	Nationwide			4508087			BCCS Investment Fund LLC	DE	OTH	Nationwide Mutual Insurance Company	Ownership	100.000	Nationwide Mutual Insurance Company	
0140	Nationwide		31-1184438	1007292			Boulevard Inn Limited Liability Company	OH	NIA	Nationwide Realty Investors, Ltd.	Ownership	94.800	Nationwide Mutual Insurance Company	
0140	Nationwide		31-1555487	2782835			Broad Street Retail, LLC	DE	NIA	Nationwide Realty Investors, Ltd.	Ownership	60.000	Nationwide Mutual Insurance Company	
0140	Nationwide			4061319			Brooke School Investment Fund, LLC	DE	OTH	Nationwide Mutual Insurance Company	Ownership	100.000	Nationwide Mutual Insurance Company	
0140	Nationwide			1724975			CHP New Markets Investment Fund, LLC	OH	OTH	Nationwide Mutual Insurance Company	Limited partner /no control	50.000	Other non-Nationwide	
0140	Nationwide		20-1618232	1619986			CNRI-Cannonsport Condominium, LLC	OH	NIA	CNRI-Cannonsport, LLC	Ownership	100.000	Nationwide Mutual Insurance Company	
0140	Nationwide		20-1618232	1486898			CNRI-Cannonsport, LLC	OH	NIA	Nationwide Realty Investors, Ltd.	Ownership	100.000	Nationwide Mutual Insurance Company	
0140	Nationwide			3218126			Co-Investment Fund, L.P.	DE	OTH	Other non-Nationwide	n/a		Other non-Nationwide	
0140	Nationwide						COLHOC Limited Partnership	OH	NIA	Nationwide Realty Investors, Ltd.	Ownership	30.760	Other non-Nationwide	
0140	Nationwide	29262	74-1061659	36000			Colonial County Mutual Insurance Company	TX	OTH	Other non-Nationwide	contract		Other non-Nationwide	
0140	Nationwide		04-3750770	1379969			Continental/North Shore I, L.P.	OH	NIA	Continental/NRI North Shore Investments, LLC	Ownership	100.000	Nationwide Mutual Insurance Company	1
0140	Nationwide		20-0366090	1421903			Continental/North Shore II, L.P.	OH	NIA	Continental/NRI North Shore Investments, LLC	Ownership	100.000	Nationwide Mutual Insurance Company	1
0140	Nationwide		20-0142724	1405651			Continental/NRI North Shore Investments, LLC	OH	NIA	Nationwide Realty Investors, Ltd.	Ownership	50.500	Nationwide Mutual Insurance Company	1
0140	Nationwide						Cotton Mill Partners, LLC	VA	OTH	Nationwide Mutual Insurance Company	Limited partner /no control	2.000	Other non-Nationwide	
0140	Nationwide	18961	68-0066866	1425788			Crestbrook Insurance Company	OH	IA	Nationwide Mutual Insurance Company	Ownership	100.000	Nationwide Mutual Insurance Company	
0140	Nationwide		31-1486309	1080734			Crewville, Ltd.	OH	NIA	Nationwide Realty Investors, Ltd.	Ownership	100.000	Nationwide Mutual Insurance Company	

ANNUAL STATEMENT FOR THE YEAR 2012 OF THE NATIONWIDE AFFINITY INSURANCE COMPANY OF AMERICA

SCHEDULE Y

PART 1A - DETAIL OF INSURANCE HOLDING COMPANY SYSTEM

1	2	3	4	5	6	7	8	9	10	11	12	13	14	15
Group Code	Group Name	NAIC Company Code	Federal ID Number	Federal RSSD	CIK	Name of Securities Exchange if Publicly Traded (U.S. or International)	Names of Parent, Subsidiaries Or Affiliates	Domiciliary Location	Relationship to Reporting Entity	Directly Controlled by (Name of Entity/Person)	Type of Control (Ownership, Board, Management, Attorney-in-Fact, Influence, Other)	If Control is Ownership Provide Percentage	Ultimate Controlling Entity(ies)/Person(s)	*
0140	Nationwide	42587	42-1207150	89535			Depositors Insurance Company	IA	IA	ALLIED Group, Inc.	Ownership	100.000	Nationwide Mutual Insurance Company	
0140	Nationwide		33-0096671				DVM Insurance Agency, Inc.	CA	NIA	Veterinary Pet Insurance Company	Ownership	100.000	Nationwide Mutual Insurance Company	
0140	Nationwide		20-1945276	3869407			East of Madison, LLC	DE	NIA	120 Acre Partners, Ltd.	Ownership	24.910	Nationwide Mutual Insurance Company	1
0140	Nationwide						ELH Investment LLC	DE	OTH	Nationwide Mutual Insurance Company	Other		Nationwide Mutual Insurance Company	2
0140	Nationwide	13838	42-0618271	69573			Farmland Mutual Insurance Company	IA	OTH	Other non-Nationwide	debt		Other non-Nationwide	
0140	Nationwide	22209	75-6013587	1874832			Freedom Specialty Insurance Company (fka Atlantic Insurance Company)	OH	IA	Scottsdale Insurance Company	Ownership	100.000	Nationwide Mutual Insurance Company	
0140	Nationwide		31-4187660	144612			Gates McDonald of Ohio, LLC	OH	NIA	Nationwide Better Health Holding Company, LLC	Ownership	100.000	Nationwide Mutual Insurance Company	
0140	Nationwide		13-4933584				Gates, McDonald & Company of New York, Inc.	NY	NIA	Gates McDonald of Ohio, LLC	Ownership	100.000	Nationwide Mutual Insurance Company	
0140	Nationwide		76-0810957	1588883			GatesMcDonald DTAO, LLC	OH	NIA	Gates McDonald of Ohio, LLC	Ownership	100.000	Nationwide Mutual Insurance Company	
0140	Nationwide		76-0810958	1588884			GatesMcDonald DTC, LLC	OH	NIA	Gates McDonald of Ohio, LLC	Ownership	100.000	Nationwide Mutual Insurance Company	
0140	Nationwide		31-1478706	950745			GatesMcDonald Health Plus, LLC	OH	NIA	Gates McDonald of Ohio, LLC	Ownership	100.000	Nationwide Mutual Insurance Company	
0140	Nationwide		20-4939866	1809307			Grandview Yard Hotel Holdings, LLC	OH	NIA	NRI Equity Land Investments, LLC	Ownership	100.000	Nationwide Mutual Insurance Company	
0140	Nationwide		20-4939866	1808094			Grandview Yard Hotel, LLC	OH	NIA	Grandview Yard Hotel Holdings, LLC	Ownership	100.000	Nationwide Mutual Insurance Company	
0140	Nationwide		51-0241172	876834			Harleysville Group, Inc.	DE	NIA	Nationwide Mutual Insurance Company	Ownership	100.000	Nationwide Mutual Insurance Company	
0140	Nationwide	23582	41-0417250	3691381			Harleysville Insurance Company	PA	IA	Nationwide Mutual Insurance Company	Ownership	100.000	Nationwide Mutual Insurance Company	
0140	Nationwide	33235	16-1075588				Harleysville Insurance Company of New Jersey	NJ	IA	Harleysville Group, Inc.	Ownership	100.000	Nationwide Mutual Insurance Company	
0140	Nationwide	10674	23-2864924	2719450			Harleysville Insurance Company of New York	PA	IA	Harleysville Group, Inc.	Ownership	100.000	Nationwide Mutual Insurance Company	
0140	Nationwide	14516	38-3198542				Harleysville Lake States Insurance Company	MI	IA	Harleysville Group, Inc.	Ownership	100.000	Nationwide Mutual Insurance Company	
0140	Nationwide	64327	23-1580983	153756			Harleysville Life Insurance Company	PA	IA	Nationwide Mutual Insurance Company	Ownership	100.000	Nationwide Mutual Insurance Company	
0140	Nationwide	40983	23-2612951	1596290			Harleysville Pennland Insurance Company	PA	IA	Nationwide Mutual Insurance Company	Ownership	100.000	Nationwide Mutual Insurance Company	
0140	Nationwide	35896	23-2384978	890691			Harleysville Preferred Insurance Company	PA	IA	Harleysville Group, Inc.	Ownership	100.000	Nationwide Mutual Insurance Company	
0140	Nationwide		51-0259283	90768			Harleysville Services, Inc.	DE	NIA	Nationwide Mutual Insurance Company	Ownership	100.000	Nationwide Mutual Insurance Company	
0140	Nationwide	26182	04-1989660	3696747			Harleysville Worcester Insurance Company	PA	IA	Harleysville Group, Inc.	Ownership	100.000	Nationwide Mutual Insurance Company	
0140	Nationwide		23-2403000	887472			Harleysville, Ltd.	PA	NIA	Harleysville Preferred Insurance Company	Ownership	49.500	Nationwide Mutual Insurance Company	
0140	Nationwide		23-2403000	887472			Harleysville, Ltd.	PA	NIA	Harleysville Worcester Insurance Company	Ownership	49.500	Nationwide Mutual Insurance Company	
0140	Nationwide		32-0051216				Hideaway Properties Corp.	CA	OTH	Nationwide Realty Investors, Ltd.	Ownership	50.000	Nationwide Mutual Insurance Company	1
0140	Nationwide		31-0871532	474143			Insurance Intermediaries, Inc.	OH	IA	Nationwide Mutual Insurance Company	Ownership	100.000	Nationwide Mutual Insurance Company	
0140	Nationwide		23-2882311	2738642			Insurance Management Resources, L.P.	PA	NIA	Harleysville Insurance Company	Ownership	1.000	Nationwide Mutual Insurance Company	
0140	Nationwide		23-2882311	2738642			Insurance Management Resources, L.P.	PA	NIA	Harleysville Preferred Insurance Company	Ownership	99.000	Nationwide Mutual Insurance Company	
0140	Nationwide		31-1486309	1592475			Jerome Village Company, LLC	OH	NIA	Nationwide Realty Investors, Ltd.	Ownership	100.000	Nationwide Mutual Insurance Company	
0140	Nationwide			2004939			Jerome Village Master Property Owners Association	OH	OTH	Other non-Nationwide	Ownership		Other non-Nationwide	2
0140	Nationwide			2004980			Jerome Village Residential Property Owners Association, Inc.	OH	OTH	Other non-Nationwide	Ownership		Other non-Nationwide	2
0140	Nationwide			4475300			Leaguers Investment Fund LLC	DE	OTH	Nationwide Mutual Insurance Company	Other		Nationwide Mutual Insurance Company	2
0140	Nationwide		56-3789189	1500255			Life REO Holdings, LLC	OH	NIA	Nationwide Life Insurance Company	Ownership	100.000	Nationwide Mutual Insurance Company	
0140	Nationwide		56-3789187	1500255			Life REO Holdings, LLC	OH	NIA	Nationwide Life Insurance Company	Ownership	100.000	Nationwide Mutual Insurance Company	
0140	Nationwide		74-1395229	17243100			Lone Star General Agency, Inc.	TX	IA	Nationwide Mutual Insurance Company	Ownership	100.000	Nationwide Mutual Insurance Company	
0140	Nationwide			4006322			Match School Investment Fund, LLC	DE	OTH	Nationwide Mutual Insurance Company	Ownership	100.000	Nationwide Mutual Insurance Company	
0140	Nationwide	11991	38-0865250				National Casualty Company	WI	IA	Nationwide Mutual Insurance Company	Ownership	100.000	Nationwide Mutual Insurance Company	

98.1

ANNUAL STATEMENT FOR THE YEAR 2012 OF THE NATIONWIDE AFFINITY INSURANCE COMPANY OF AMERICA

SCHEDULE Y

PART 1A - DETAIL OF INSURANCE HOLDING COMPANY SYSTEM

1	2	3	4	5	6	7	8	9	10	11	12	13	14	15
Group Code	Group Name	NAIC Company Code	Federal ID Number	Federal RSSD	CIK	Name of Securities Exchange if Publicly Traded (U.S. or International)	Names of Parent, Subsidiaries Or Affiliates	Domiciliary Location	Relationship to Reporting Entity	Directly Controlled by (Name of Entity/Person)	Type of Control (Ownership, Board, Management, Attorney-in-Fact, Influence, Other)	If Control is Ownership Provide Percentage	Ultimate Controlling Entity(ies)/Person(s)	*
.....0140	837003	National Casualty Company of America, Ltd.	GBR	IA	National Casualty Company	Ownership	100.000	Nationwide Mutual Insurance Company
.....0140	Nationwide	42-1154244	1577	Nationwide Advantage Mortgage Company	IA	NIA	AMCO Insurance Company	Ownership	87.300	Nationwide Mutual Insurance Company
.....0140	Nationwide	42-1154244	1577	Nationwide Advantage Mortgage Company	IA	NIA	ALLIED Property & Casualty Insurance Company	Ownership	8.470	Nationwide Mutual Insurance Company
.....0140	Nationwide	42-1154244	1577	Nationwide Advantage Mortgage Company	IA	NIA	Depositors Insurance Company	Ownership	4.230	Nationwide Mutual Insurance Company
.....0140	Nationwide	26093	48-0470690	1590224	Nationwide Affinity Insurance Company of America	OH	IA	Nationwide Mutual Insurance Company	Ownership	100.000	Nationwide Mutual Insurance Company
.....0140	Nationwide	28223	42-1015537	69693	Nationwide Agribusiness Insurance Company	IA	IA	Nationwide Mutual Insurance Company	Ownership	100.000	Nationwide Mutual Insurance Company
.....0140	Nationwide	20-5976272	1662083	Nationwide Alternative Investments, LLC	OH	NIA	Nationwide Mutual Insurance Company	Ownership	100.000	Nationwide Mutual Insurance Company
.....0140	Nationwide	31-1578869	993794	Nationwide Arena, LLC	OH	NIA	NRI Arena, LLC	Ownership	90.000	Nationwide Mutual Insurance Company
.....0140	Nationwide	31-1578869	993794	Nationwide Arena, LLC	OH	NIA	Nationwide Realty Investors, LLC	Ownership	90.000	Nationwide Mutual Insurance Company
.....0140	Nationwide	20-8670712	1685468	Nationwide Asset Management, LLC	OH	NIA	Nationwide Mutual Insurance Company	Ownership	100.000	Nationwide Mutual Insurance Company
.....0140	Nationwide	20-8670712	1685468	Nationwide Asset Management, LLC	OH	DS	Nationwide Mutual Insurance Company	Ownership	100.000	Nationwide Mutual Insurance Company
.....0140	Nationwide	10723	95-0639970	Nationwide Assurance Company	WI	IA	Nationwide Mutual Insurance Company	Ownership	100.000	Nationwide Mutual Insurance Company
.....0140	Nationwide	31-1592130	2729677	Nationwide Bank	OTH	Nationwide Financial Services, Inc.	Ownership	100.000	Nationwide Mutual Insurance Company
.....0140	Nationwide	52-1776258	1994715	Nationwide Better Health (Ohio), LLC	OH	NIA	Nationwide Better Health Holding Company, LLC	Ownership	100.000	Nationwide Mutual Insurance Company
.....0140	Nationwide	11-3766032	1573772	Nationwide Better Health Holding Company, LLC	OH	NIA	Nationwide Corporation	Ownership	75.000	Nationwide Mutual Insurance Company
.....0140	Nationwide	11-3766032	1573772	Nationwide Better Health Holding Company, LLC	OH	NIA	Nationwide Mutual Fire Insurance Company	Ownership	25.000	Nationwide Mutual Insurance Company
.....0140	Nationwide	31-1036287	594869	Nationwide Cash Management Company	OH	NIA	Nationwide Mutual Insurance Company	Ownership	100.000	Nationwide Mutual Insurance Company
.....0140	Nationwide	31-4416546	199852	Nationwide Corporation	OH	NIA	Nationwide Mutual Insurance Company	Ownership	95.200	Nationwide Mutual Insurance Company
.....0140	Nationwide	31-4416546	199852	Nationwide Corporation	OH	NIA	Nationwide Mutual Fire Insurance Company	Ownership	4.800	Nationwide Mutual Insurance Company
.....0140	Nationwide	04-3679407	3526499	Nationwide Emerging Managers, LLC	DE	NIA	NWD Investment Management, Inc.	Ownership	100.000	Nationwide Mutual Insurance Company
.....0140	Nationwide	05-0630007	1586317	Nationwide Exclusive Agent Risk Purchasing Group, LLC	OH	NIA	Insurance Intermediaries, Inc.	Ownership	100.000	Nationwide Mutual Insurance Company
.....0140	Nationwide	31-1667326	1096699	Nationwide Financial Assignment Company	OH	NIA	Nationwide Life Insurance Company	Ownership	100.000	Nationwide Mutual Insurance Company
.....0140	Nationwide	23-2412039	917471	Nationwide Financial General Agency, Inc.	PA	NIA	NFS Distributors, Inc.	Ownership	100.000	Nationwide Mutual Insurance Company
.....0140	Nationwide	31-1316276	2248294	Nationwide Financial Institution Distributors Agency, Inc.	DE	NIA	NFS Distributors, Inc.	Ownership	100.000	Nationwide Mutual Insurance Company
.....0140	Nationwide	31-6554353	2697294	Nationwide Financial Services Capital Trust	DE	NIA	Nationwide Financial Services, Inc.	Ownership	100.000	Nationwide Mutual Insurance Company
.....0140	Nationwide	31-1486870	2685530	Nationwide Financial Services, Inc.	DE	NIA	Nationwide Corporation	Ownership	100.000	Nationwide Mutual Insurance Company
.....0140	Nationwide	52-6969857	2999617	Nationwide Fund Advisors	DE	NIA	Nationwide Financial Services, Inc.	Ownership	100.000	Nationwide Mutual Insurance Company
.....0140	Nationwide	31-1748721	3314331	Nationwide Fund Distributors LLC	DE	NIA	NFS Distributors, Inc.	Ownership	100.000	Nationwide Mutual Insurance Company
.....0140	Nationwide	31-0900518	4334484	Nationwide Fund Management LLC	DE	NIA	NFS Distributors, Inc.	Ownership	100.000	Nationwide Mutual Insurance Company
.....0140	Nationwide	23760	31-4425763	265684	Nationwide General Insurance Company	OH	IA	Nationwide Mutual Insurance Company	Ownership	100.000	Nationwide Mutual Insurance Company
.....0140	Nationwide	31-1570938	985417	Nationwide Global Holdings, Inc.	OH	NIA	Nationwide Corporation	Ownership	100.000	Nationwide Mutual Insurance Company
.....0140	Nationwide	04-3732385	3608565	Nationwide Global Ventures, Inc.	DE	NIA	Nationwide Corporation	Ownership	100.000	Nationwide Mutual Insurance Company
.....0140	Nationwide	31-1399201	864164	Nationwide Indemnity Company	OH	IA	Nationwide Mutual Insurance Company	Ownership	100.000	Nationwide Mutual Insurance Company
.....0140	Nationwide	25453	95-2130882	Nationwide Insurance Company of America	WI	IA	ALLIED Group, Inc.	Ownership	100.000	Nationwide Mutual Insurance Company
.....0140	Nationwide	10948	31-1613686	1024751	Nationwide Insurance Company of Florida	OH	IA	Nationwide Mutual Insurance Company	Ownership	100.000	Nationwide Mutual Insurance Company
.....0140	Nationwide	31-6022301	281027	Nationwide Insurance Foundation	OH	OTH	Other non-Nationwide	n/a	Other non-Nationwide
.....0140	Nationwide	41-2206199	162578	Nationwide Investment Advisors, LLC	OH	NIA	Nationwide Life Insurance Company	Ownership	100.000	Nationwide Mutual Insurance Company
.....0140	Nationwide	73-0988442	Nationwide Investment Services Corporation	OK	NIA	Nationwide Life Insurance Company	Ownership	100.000	Nationwide Mutual Insurance Company

98.2

ANNUAL STATEMENT FOR THE YEAR 2012 OF THE NATIONWIDE AFFINITY INSURANCE COMPANY OF AMERICA

SCHEDULE Y

PART 1A - DETAIL OF INSURANCE HOLDING COMPANY SYSTEM

1	2	3	4	5	6	7	8	9	10	11	12	13	14	15
Group Code	Group Name	NAIC Company Code	Federal ID Number	Federal RSSD	CIK	Name of Securities Exchange if Publicly Traded (U.S. or International)	Names of Parent, Subsidiaries Or Affiliates	Domiciliary Location	Relationship to Reporting Entity	Directly Controlled by (Name of Entity/Person)	Type of Control (Ownership, Board, Management, Attorney-in-Fact, Influence, Other)	If Control is Ownership Provide Percentage	Ultimate Controlling Entity(ies)/Person(s)	*
...0140	Nationwide	92657	31-1000740	569000			Nationwide Life and Annuity Insurance Company	..OH	..IA	Nationwide Life Insurance Company	Ownership	..100.000	Nationwide Mutual Insurance Company	
...0140	Nationwide	66869	31-4156830	135635			Nationwide Life Insurance Company	..OH	..IA	Nationwide Financial Services, Inc.	Ownership	..100.000	Nationwide Mutual Insurance Company	
...0140	Nationwide		13-4212969	1341354			Nationwide Life Tax Credit Partners 2002-A, LLC	..OH	..NIA	Nationwide Life Insurance Company	Other		Nationwide Mutual Insurance Company	
...0140	Nationwide		01-0749754	1348020			Nationwide Life Tax Credit Partners 2002-B, LLC	..OH	..NIA	Nationwide Life Insurance Company	Other		Nationwide Mutual Insurance Company	
...0140	Nationwide		03-0498148	1358198			Nationwide Life Tax Credit Partners 2002-C, LLC	..OH	..NIA	Nationwide Life Insurance Company	Other		Nationwide Mutual Insurance Company	
...0140	Nationwide		54-2113175	1392627			Nationwide Life Tax Credit Partners 2003-A, LLC	..OH	..NIA	Nationwide Life Insurance Company	Other		Nationwide Mutual Insurance Company	
...0140	Nationwide		58-2672725	1392628			Nationwide Life Tax Credit Partners 2003-B, LLC	..OH	..NIA	Nationwide Life Insurance Company	Other		Nationwide Mutual Insurance Company	
...0140	Nationwide		20-0357951	1420220			Nationwide Life Tax Credit Partners 2003-C, LLC	..OH	..NIA	Nationwide Life Insurance Company	Other		Nationwide Mutual Insurance Company	
...0140	Nationwide		20-0382144	1421592			Nationwide Life Tax Credit Partners 2004-A, LLC	..OH	..NIA	Nationwide Life Insurance Company	Other		Nationwide Mutual Insurance Company	
...0140	Nationwide		20-0745944	1440822			Nationwide Life Tax Credit Partners 2004-B, LLC	..OH	..NIA	Nationwide Life Insurance Company	Other		Nationwide Mutual Insurance Company	
...0140	Nationwide		20-0745965	1440823			Nationwide Life Tax Credit Partners 2004-C, LLC	..OH	..NIA	Nationwide Life Insurance Company	Other		Nationwide Mutual Insurance Company	
...0140	Nationwide		20-1128408	1457085			Nationwide Life Tax Credit Partners 2004-D, LLC	..OH	..NIA	Nationwide Life Insurance Company	Other		Nationwide Mutual Insurance Company	
...0140	Nationwide		20-1128472	1457086			Nationwide Life Tax Credit Partners 2004-E, LLC	..OH	..NIA	Nationwide Life Insurance Company	Other		Nationwide Mutual Insurance Company	
...0140	Nationwide		20-1918935	1502552			Nationwide Life Tax Credit Partners 2004-F, LLC	..OH	..NIA	Nationwide Life Insurance Company	Other		Nationwide Mutual Insurance Company	
...0140	Nationwide		20-2303694	1516155			Nationwide Life Tax Credit Partners 2005-A, LLC	..OH	..NIA	Nationwide Life Insurance Company	Other		Nationwide Mutual Insurance Company	
...0140	Nationwide		20-2303602	1516156			Nationwide Life Tax Credit Partners 2005-B, LLC	..OH	..NIA	Nationwide Life Insurance Company	Other		Nationwide Mutual Insurance Company	
...0140	Nationwide		20-2450960	1523496			Nationwide Life Tax Credit Partners 2005-C, LLC	..OH	..NIA	Nationwide Life Insurance Company	Other		Nationwide Mutual Insurance Company	
...0140	Nationwide		20-2451052	1523497			Nationwide Life Tax Credit Partners 2005-D, LLC	..OH	..NIA	Nationwide Life Insurance Company	Other		Nationwide Mutual Insurance Company	
...0140	Nationwide		20-2774223	1531819			Nationwide Life Tax Credit Partners 2005-E, LLC	..OH	..NIA	Nationwide Life Insurance Company	Other		Nationwide Mutual Insurance Company	
...0140	Nationwide		21-1288836	1735030			Nationwide Life Tax Credit Partners 2007-A, LLC	..OH	..NIA	Nationwide Life Insurance Company	Other		Nationwide Mutual Insurance Company	
...0140	Nationwide		26-3427373	1807374			Nationwide Life Tax Credit Partners 2009-A, LLC	..OH	..NIA	Nationwide Life Insurance Company	Other		Nationwide Mutual Insurance Company	
...0140	Nationwide		26-3427435	1807375			Nationwide Life Tax Credit Partners 2009-B, LLC	..OH	..NIA	Nationwide Life Insurance Company	Other		Nationwide Mutual Insurance Company	
...0140	Nationwide		26-3427479	1807376			Nationwide Life Tax Credit Partners 2009-C, LLC	..OH	..NIA	Nationwide Life Insurance Company	Other		Nationwide Mutual Insurance Company	
...0140	Nationwide		26-3427525	1807377			Nationwide Life Tax Credit Partners 2009-D, LLC	..OH	..NIA	Nationwide Life Insurance Company	Other		Nationwide Mutual Insurance Company	
...0140	Nationwide		26-4737055	1852582			Nationwide Life Tax Credit Partners 2009-E, LLC	..OH	..NIA	Nationwide Life Insurance Company	Other		Nationwide Mutual Insurance Company	
...0140	Nationwide		26-4737157	1852583			Nationwide Life Tax Credit Partners 2009-F, LLC	..OH	..NIA	Nationwide Life Insurance Company	Other		Nationwide Mutual Insurance Company	

ANNUAL STATEMENT FOR THE YEAR 2012 OF THE NATIONWIDE AFFINITY INSURANCE COMPANY OF AMERICA

SCHEDULE Y

PART 1A - DETAIL OF INSURANCE HOLDING COMPANY SYSTEM

1	2	3	4	5	6	7	8	9	10	11	12	13	14	15
Group Code	Group Name	NAIC Company Code	Federal ID Number	Federal RSSD	CIK	Name of Securities Exchange if Publicly Traded (U.S. or International)	Names of Parent, Subsidiaries Or Affiliates	Domiciliary Location	Relationship to Reporting Entity	Directly Controlled by (Name of Entity/Person)	Type of Control (Ownership, Board, Management, Attorney-in-Fact, Influence, Other)	If Control is Ownership Provide Percentage	Ultimate Controlling Entity(ies)/Person(s)	*
...0140	Nationwide		27-1362364	1896597			Nationwide Life Tax Credit Partners 2009-I, LLC	..OH	..NIA	Nationwide Life Insurance Company	Other		Nationwide Mutual Insurance Company	
...0140	Nationwide			1302988			Nationwide Life Tax Credit Partners No. 1, LLC	..OH	..NIA	Nationwide Life Insurance Company	Other		Nationwide Mutual Insurance Company	
...0140	Nationwide	..42110	75-1780981	93707			Nationwide Lloyds	..TX	..IA	n/a	contract		Nationwide Mutual Insurance Company	
...0140	Nationwide			3943056			Nationwide Mutual Capital I, LLC	..DE	..NIA	Nationwide Mutual Capital, LLC	Ownership	..100.000	Nationwide Mutual Insurance Company	
...0140	Nationwide		75-3191025	1319580			Nationwide Mutual Capital, LLC	..OH	..NIA	Nationwide Mutual Insurance Company	Ownership	..100.000	Nationwide Mutual Insurance Company	
...0140	Nationwide	..23779	82-0549218	157635			Nationwide Mutual Fire Insurance Company	..OH	..OTH	Other non-Nationwide	n/a		Other non-Nationwide	
...0140	Nationwide	..23787	31-4177100	119343			Nationwide Mutual Insurance Company	..OH	..UDP	Other non-Nationwide	n/a		Other non-Nationwide	
...0140	Nationwide		34-2012765	1484247			Nationwide Private Equity Fund, LLC	..OH	..NIA	Nationwide Mutual Insurance Company	Ownership	..100.000	Nationwide Mutual Insurance Company	
...0140	Nationwide		34-2012765	1484247			Nationwide Private Equity Fund, LLC	..OH	..NIA	Nationwide Mutual Insurance Company	Ownership	..100.000	Nationwide Mutual Insurance Company	
...0140	Nationwide	..37877	31-0970750	544821			Nationwide Property and Casualty Insurance Company	..OH	..IA	Nationwide Mutual Insurance Company	Ownership	..100.000	Nationwide Mutual Insurance Company	
...0140	Nationwide		01-0852763	1580214			Nationwide Property Protection Services, LLC	..OH	..NIA	Nationwide Services Company, LLC	Ownership	..100.000	Nationwide Mutual Insurance Company	
...0140	Nationwide		31-1486309	961715			Nationwide Realty Investors, Ltd.	..OH	..NIA	Nationwide Mutual Insurance Company	Ownership	..96.750	Nationwide Mutual Insurance Company	
...0140	Nationwide		31-1486309	961715			Nationwide Realty Investors, Ltd.	..OH	..NIA	Nationwide Indemnity Company	Ownership	..3.250	Nationwide Mutual Insurance Company	
...0140	Nationwide		31-1486309	1172972			Nationwide Realty Management, LLC	..OH	..NIA	Nationwide Realty Investors, Ltd.	Ownership	..100.000	Nationwide Mutual Insurance Company	
...0140	Nationwide		04-3833929	1172972			Nationwide Realty Management, LLC	..OH	..NIA	Nationwide Realty Investors, Ltd.	Ownership	..100.000	Nationwide Mutual Insurance Company	
...0140	Nationwide						Nationwide Realty Services, Ltd.	..OH	..NIA	Nationwide Mutual Insurance Company	Ownership	..100.000	Nationwide Mutual Insurance Company	
...0140	Nationwide		06-0987812	60987812			Nationwide Retirement Solutions Insurance Agency, Inc.	..MA	..IA	Nationwide Retirement Solutions, Inc.	Ownership	..100.000	Nationwide Mutual Insurance Company	
...0140	Nationwide		73-0948330	789729			Nationwide Retirement Solutions, Inc.	..DE	..NIA	NFS Distributors, Inc.	Ownership	..100.000	Nationwide Mutual Insurance Company	
...0140	Nationwide		86-0924069				Nationwide Retirement Solutions, Inc. of Arizona	..AZ	..NIA	Nationwide Retirement Solutions, Inc.	Ownership	..100.000	Nationwide Mutual Insurance Company	
...0140	Nationwide		31-1331479	800935			Nationwide Retirement Solutions, Inc. of Ohio	..OH	..NIA	Nationwide Retirement Solutions, Inc.	contract		Nationwide Mutual Insurance Company	
...0140	Nationwide		74-2200854	58122300			Nationwide Retirement Solutions, Inc. of Texas	..TX	..NIA	Nationwide Retirement Solutions, Inc.	contract		Nationwide Mutual Insurance Company	
...0140	Nationwide		42-1373380	152408			Nationwide Sales Solutions, Inc.	..IA	..NIA	ALLIED Group, Inc.	Ownership	..100.000	Nationwide Mutual Insurance Company	
...0140	Nationwide		36-2434406	4436858			Nationwide Securities, LLC	..OH	..NIA	NFS Distributors, Inc.	Ownership	..100.000	Nationwide Mutual Insurance Company	
...0140	Nationwide		31-4177100				Nationwide Services Company, LLC	..OH	..NIA	Nationwide Mutual Insurance Company	Ownership	..100.000	Nationwide Mutual Insurance Company	
...0140	Nationwide		27-0743545	1876581			Nationwide Tax Credit Partners 2009-G, LLC	..OH	..NIA	Nationwide Mutual Insurance Company	Other		Nationwide Mutual Insurance Company	
...0140	Nationwide		27-0768791	1876582			Nationwide Tax Credit Partners 2009-H, LLC	..OH	..NIA	Nationwide Mutual Insurance Company	Other		Nationwide Mutual Insurance Company	
...0140	Nationwide		11-3651828	3546936			ND La Quinta Partners, LLC	..DE	..NIA	Nationwide Realty Investors, Ltd.	Ownership	..94.500	Nationwide Mutual Insurance Company	
...0140	Nationwide			3726748			Newhouse Capital Partners II, LLC	..DE	..NIA	Nationwide Global Ventures, Inc.	Ownership	..80.000	Nationwide Mutual Insurance Company	
...0140	Nationwide			3726748			Newhouse Capital Partners II, LLC	..DE	..NIA	Nationwide Global Ventures, Inc.	Ownership	..99.000	Nationwide Mutual Insurance Company	
...0140	Nationwide			3183115			Newhouse Capital Partners, LLC	..DE	..NIA	NWD Investment Management, Inc.	Ownership	..19.000	Nationwide Mutual Insurance Company	
...0140	Nationwide			3183115			Newhouse Capital Partners, LLC	..DE	..NIA	Nationwide Mutual Insurance Company	Ownership	..70.000	Nationwide Mutual Insurance Company	
...0140	Nationwide			3183115			Newhouse Capital Partners, LLC	..DE	..NIA	Nationwide Mutual Fire Insurance Company	Ownership	..10.000	Nationwide Mutual Insurance Company	
...0140	Nationwide		31-1630871	2985416			NFS Distributors, Inc.	..DE	..NIA	Nationwide Financial Services, Inc.	Ownership	..100.000	Nationwide Mutual Insurance Company	
...0140	Nationwide		14-1892640				NHT XII Tax Credit Fund, LLC	..DC	..NIA	Nationwide Life Insurance Company	Ownership	..49.990	Nationwide Mutual Insurance Company	..1
...0140	Nationwide		14-1892640				NHT XII Tax Credit Fund, LLC	..DC	..NIA	Nationwide Assurance Company	Ownership	..25.000	Nationwide Mutual Insurance Company	..1
...0140	Nationwide		14-1892640				NHT XII Tax Credit Fund, LLC	..DC	..NIA	Nationwide Mutual Insurance Company	Ownership	..25.000	Nationwide Mutual Insurance Company	..1
...0140	Nationwide		26-0351004	1706020			North Bank Condominium Home Owners Association	..OH	..OTH	Other non-Nationwide	n/a		Other non-Nationwide	
...0140	Nationwide		20-4939866	2055239			North of Third, LLC	..OH	..NIA	NRI Equity Land Investments, LLC	Ownership	..100.000	Nationwide Mutual Insurance Company	
...0140	Nationwide		26-4083207	1830221			Northstar Commercial Development, LLC	..OH	..NIA	Nationwide Realty Investors, Ltd.	Ownership	..50.000	Nationwide Mutual Insurance Company	..1

98.4

ANNUAL STATEMENT FOR THE YEAR 2012 OF THE NATIONWIDE AFFINITY INSURANCE COMPANY OF AMERICA

SCHEDULE Y

PART 1A - DETAIL OF INSURANCE HOLDING COMPANY SYSTEM

1	2	3	4	5	6	7	8	9	10	11	12	13	14	15
Group Code	Group Name	NAIC Company Code	Federal ID Number	Federal RSSD	CIK	Name of Securities Exchange if Publicly Traded (U.S. or International)	Names of Parent, Subsidiaries Or Affiliates	Domiciliary Location	Relationship to Reporting Entity	Directly Controlled by (Name of Entity/Person)	Type of Control (Ownership, Board, Management, Attorney-in-Fact, Influence, Other)	If Control is Ownership Provide Percentage	Ultimate Controlling Entity(ies)/Person(s)	*
.0140	Nationwide		26-4083354	1830220			Northstar Residential Development, LLC	OH	NIA	Nationwide Realty Investors, Ltd.	Ownership	.50.000	Nationwide Mutual Insurance Company1
.0140	Nationwide		31-1486309	1858630			NRI 12325 Copper Way, LLC	OH	NIA	Nationwide Realty Investors, Ltd.	Ownership	.100.000	Nationwide Mutual Insurance Company
.0140	Nationwide		31-1486309	1597892			NRI 220 Schrock, LLC	OH	NIA	Nationwide Realty Investors, Ltd.	Ownership	.100.000	Nationwide Mutual Insurance Company
.0140	Nationwide		31-1486309	2055238			NRI Arena, LLC	OH	NIA	Nationwide Realty Investors, Ltd.	Ownership	.100.000	Nationwide Mutual Insurance Company
.0140	Nationwide		31-1486309	1592013			NRI Brookside, LLC	OH	NIA	Nationwide Realty Investors, Ltd.	Ownership	.100.000	Nationwide Mutual Insurance Company
.0140	Nationwide		31-1486309	1867758			NRI Builders, LLC	OH	NIA	Nationwide Realty Investors, Ltd.	Ownership	.100.000	Nationwide Mutual Insurance Company
.0140	Nationwide		31-1486309	1238758			NRI Communities/Charlotte, LLC	OH	NIA	Nationwide Realty Investors, Ltd.	Ownership	.100.000	Nationwide Mutual Insurance Company
.0140	Nationwide		31-1486309	1352285			NRI Communities/Harris Blvd., LLC	OH	NIA	Nationwide Realty Investors, Ltd.	Ownership	.100.000	Nationwide Mutual Insurance Company
.0140	Nationwide		31-1486309	1593046			NRI Cramer Creek, LLC	OH	NIA	Nationwide Realty Investors, Ltd.	Ownership	.100.000	Nationwide Mutual Insurance Company
.0140	Nationwide		20-4939866	1625434			NRI Equity Land Investments, LLC	OH	NIA	Nationwide Realty Investors, Ltd.	Ownership	.80.000	Nationwide Mutual Insurance Company
.0140	Nationwide			1694382			NRI Equity Tampa, LLC	OH	OTH	Nationwide Realty Investors, Ltd.	Ownership	.50.000	Nationwide Mutual Insurance Company
.0140	Nationwide		31-1486309	2089836			NRI Maxtown, LLC	OH	OTH	Nationwide Realty Investors, Ltd.	Ownership	.100.000	Nationwide Mutual Insurance Company
.0140	Nationwide		30-4939866	1019147			NRI Office Ventures, Ltd	OH	NIA	Nationwide Realty Investors, Ltd.	Ownership	.100.000	Nationwide Mutual Insurance Company
.0140	Nationwide		31-1486309	2159819			NRI- Rivulon, LLC	OH	NIA	Nationwide Realty Investors, Ltd.	Ownership	.100.000	Nationwide Mutual Insurance Company
.0140	Nationwide		31-1486309	1073212			NRI Telecom, LLC	OH	NIA	NWD Investments, LLC	Ownership	.100.000	Nationwide Mutual Insurance Company
										Nationwide Property and Casualty Company				
.0140	Nationwide		45-3123274	2044085			NTCIF-2011 Georgia State Investor, LLC	OH	NIA		Ownership	.100.000	Nationwide Mutual Insurance Company
.0140	Nationwide		90-0729552	2023000			NTCIF-2011, LLC	OH	NIA	Nationwide Life Insurance Company	Ownership	.100.000	Nationwide Mutual Insurance Company
.0140	Nationwide		27-4700627	1984016			NTCP 2011-A, LLC	OH	NIA	Nationwide Life Insurance Company	Ownership	.100.000	Nationwide Mutual Insurance Company
.0140	Nationwide		46-0747898	1984016			NTCP 2011-B, LLC	OH	NIA	Nationwide Life Insurance Company	Ownership	.100.000	Nationwide Mutual Insurance Company
.0140	Nationwide		46-0741029	1984016			NTCP 2012-A, LLC	OH	NIA	Nationwide Life Insurance Company	Ownership	.100.000	Nationwide Mutual Insurance Company
.0140	Nationwide		45-2724980	2033323			NW - Cameron, LLC	OH	NIA	NW-REI, LLC	Ownership	.100.000	Nationwide Mutual Insurance Company
.0140	Nationwide		36-4702264	2021396			NW-Arvada, LLC	OH	NIA	NW-REI, LLC	Ownership	.100.000	Nationwide Mutual Insurance Company
.0140	Nationwide		45-5159092	2099231			NW-Bayshore, LLC	OH	NIA	NW-REI, LLC	Ownership	.100.000	Nationwide Mutual Insurance Company
.0140	Nationwide		46-0999932	2135293			NW-Bencap, LLC	OH	NIA	NW-REI, LLC	Ownership	.100.000	Nationwide Mutual Insurance Company
.0140	Nationwide		26-0901660	4421180			NW-CNC Coppell, LLC	DE	NIA	Nationwide Mutual Insurance Company	Ownership	.100.000	Nationwide Mutual Insurance Company
.0140	Nationwide		27-2764819	4831231			NW-Commerce Center, LLC	DE	NIA	NW REI, LLC	Ownership	.100.000	Nationwide Mutual Insurance Company
.0140	Nationwide			2057662			NW-Corvallis, LLC	OH	NIA	NW-REI, LLC	Ownership	.100.000	Nationwide Mutual Insurance Company
.0140	Nationwide		31-1580283	1891773			NWD 205 Vine, LLC	OH	NIA	NWD Investments, LLC	Ownership	.100.000	Nationwide Mutual Insurance Company
.0140	Nationwide		31-1580283	1405488			NWD 225 Nationwide, LLC	OH	NIA	NWD Investments, LLC	Ownership	.100.000	Nationwide Mutual Insurance Company
.0140	Nationwide		31-1580283	1681262			NWD 230 West, LLC	OH	NIA	NWD Investments, LLC	Ownership	.100.000	Nationwide Mutual Insurance Company
.0140	Nationwide		31-1580283	1694896			NWD 265 Neil, LLC	OH	NIA	NWD Investments, LLC	Ownership	.100.000	Nationwide Mutual Insurance Company
.0140	Nationwide		31-1580283	1563474			NWD 275 Marconi, LLC	OH	NIA	NWD Investments, LLC	Ownership	.100.000	Nationwide Mutual Insurance Company
.0140	Nationwide		31-1580283	1459199			NWD 295 McConnell, LLC	OH	NIA	NWD Investments, LLC	Ownership	.100.000	Nationwide Mutual Insurance Company
.0140	Nationwide		31-1580283	1407725			NWD 300 Neil, LLC	OH	NIA	NWD Investments, LLC	Ownership	.100.000	Nationwide Mutual Insurance Company
.0140	Nationwide		31-1580283	1557704			NWD 300 Spring, LLC	OH	NIA	NWD Investments, LLC	Ownership	.100.000	Nationwide Mutual Insurance Company
.0140	Nationwide		31-1580283	2061126			NWD 355 McConnell, LLC	OH	NIA	NWD Investments, LLC	Ownership	.100.000	Nationwide Mutual Insurance Company
.0140	Nationwide		31-1580283	2044467			NWD 425 Nationwide, LLC	OH	NIA	NWD Investments, LLC	Ownership	.100.000	Nationwide Mutual Insurance Company
.0140	Nationwide		31-1580283	2041938			NWD 500 Nationwide, LLC	OH	NIA	NWD Investments, LLC	Ownership	.100.000	Nationwide Mutual Insurance Company
.0140	Nationwide		31-1580283	1340700			NWD Arena Crossing, LLC	OH	NIA	NWD Investments, LLC	Ownership	.100.000	Nationwide Mutual Insurance Company
.0140	Nationwide		31-1580283	1146303			NWD Arena District I, LLC	OH	NIA	NWD Investments, LLC	Ownership	.100.000	Nationwide Mutual Insurance Company
.0140	Nationwide		31-1580283	1172974			NWD Arena District II, LLC	OH	NIA	NWD Investments, LLC	Ownership	.100.000	Nationwide Mutual Insurance Company
.0140	Nationwide		31-1580283	1278786			NWD Arena District MM, LLC	OH	NIA	NWD Investments, LLC	Ownership	.100.000	Nationwide Mutual Insurance Company
.0140	Nationwide		31-1580283	1278788			NWD Arena District PW, LLC	OH	NIA	NWD Investments, LLC	Ownership	.100.000	Nationwide Mutual Insurance Company
.0140	Nationwide		31-1580283	1195624			NWD Arena District V, LLC	OH	NIA	NWD Investments, LLC	Ownership	.100.000	Nationwide Mutual Insurance Company
.0140	Nationwide		04-3679396	3531320			NWD Asset Management Holdings, Inc.	DE	NIA	NWD Investment Management, Inc.	Ownership	.100.000	Nationwide Mutual Insurance Company
.0140	Nationwide		31-1580283	1448370			NWD Athletic Club, LLC	OH	NIA	NWD Investments, LLC	Ownership	.100.000	Nationwide Mutual Insurance Company
.0140	Nationwide		31-1636299	3003214			NWD Investment Management, Inc.	DE	NIA	Nationwide Corporation	Ownership	.100.000	Nationwide Mutual Insurance Company
.0140	Nationwide		31-1580283	994899			NWD Investments, LLC	OH	NIA	Nationwide Realty Investors, Ltd.	Ownership	.80.000	Nationwide Mutual Insurance Company
.0140	Nationwide		90-0732898	2021397			NW-Dulles, LLC	OH	NIA	NW-REI, LLC	Ownership	.100.000	Nationwide Mutual Insurance Company
.0140	Nationwide			2117501			NW-Eastpark, LLC	OH	NIA	NW-REI, LLC	Ownership	.100.000	Nationwide Mutual Insurance Company

98.5

ANNUAL STATEMENT FOR THE YEAR 2012 OF THE NATIONWIDE AFFINITY INSURANCE COMPANY OF AMERICA

SCHEDULE Y

PART 1A - DETAIL OF INSURANCE HOLDING COMPANY SYSTEM

1	2	3	4	5	6	7	8	9	10	11	12	13	14	15
Group Code	Group Name	NAIC Company Code	Federal ID Number	Federal RSSD	CIK	Name of Securities Exchange if Publicly Traded (U.S. or International)	Names of Parent, Subsidiaries Or Affiliates	Domiciliary Location	Relationship to Reporting Entity	Directly Controlled by (Name of Entity/Person)	Type of Control (Ownership, Board, Management, Attorney-in-Fact, Influence, Other)	If Control is Ownership Provide Percentage	Ultimate Controlling Entity(ies)/Person(s)	*
0140	Nationwide		45-2647960	2029200			NW-Grapevine, LLC	OH	NIA	NW-REI, LLC	Ownership	100.000	Nationwide Mutual Insurance Company	
0140	Nationwide		45-5408178	2110505			NW-Kentwood Towne Center, LLC	OH	NIA	NW-REI, LLC	Ownership	100.000	Nationwide Mutual Insurance Company	
0140	Nationwide		27-4749640	1990535			NW-Kohls Market, LLC	OH	NIA	NW-REI, LLC	Ownership	100.000	Nationwide Mutual Insurance Company	
0140	Nationwide		45-5314607	2106446			NW-Lovers Lane, LLC	OH	NIA	NW-REI, LLC	Ownership	100.000	Nationwide Mutual Insurance Company	
0140	Nationwide		45-4630497	2084158			NW-Mueller II, LLC	OH	NIA	NW-REI, LLC	Ownership	100.000	Nationwide Mutual Insurance Company	
0140	Nationwide		27-4749848	1994254			NW-Northridge, LLC	OH	NIA	NW-REI, LLC	Ownership	100.000	Nationwide Mutual Insurance Company	
0140	Nationwide		46-1089165	2135896			NW-Oakley Station, LLC	OH	NIA	NW-REI, LLC	Ownership	100.000	Nationwide Mutual Insurance Company	
0140	Nationwide		45-5388656	1990540			NW-Park Memorial, LLC	OH	NIA	NW-REI, LLC	Ownership	100.000	Nationwide Mutual Insurance Company	
0140	Nationwide		27-4749937	1990540			NW-Park Village, LLC	OH	NIA	NW-REI, LLC	Ownership	100.000	Nationwide Mutual Insurance Company	
0140	Nationwide		26-1903919	4500117			NW-REI, LLC	DE	NIA	Nationwide Mutual Insurance Company	Ownership	100.000	Nationwide Mutual Insurance Company	
0140	Nationwide		27-4387647	4918706			NW-Ross Hall, LLC	DE	NIA	NW-REI, LLC	Ownership	100.000	Nationwide Mutual Insurance Company	
0140	Nationwide		45-5159117	2099232			NW-South Park, LLC	OH	NIA	NW-REI, LLC	Ownership	100.000	Nationwide Mutual Insurance Company	
0140	Nationwide			2057663			NW-Southline, LLC	OH	NIA	NW-REI, LLC	Ownership	100.000	Nationwide Mutual Insurance Company	
0140	Nationwide		27-4749587	1990537			NW-Taylor Farmer Jack, LLC	OH	NIA	NW-REI, LLC	Ownership	100.000	Nationwide Mutual Insurance Company	
0140	Nationwide		46-1100378	2139730			NW-Triangle, LLC	OH	NIA	NW-REI, LLC	Ownership	100.000	Nationwide Mutual Insurance Company	
0140	Nationwide		46-1077615	2135895			NW-West Ave, LLC	OH	NIA	NW-REI, LLC	Ownership	100.000	Nationwide Mutual Insurance Company	
0140	Nationwide		31-0947092				OCH Company, LLC	OH	NIA	Nationwide Realty Investors, Ltd.	Ownership	100.000	Nationwide Mutual Insurance Company	
0140	Nationwide		31-0947092	908127			Ohio Center Hotel Company, Ltd.	OH	NIA	Nationwide Realty Investors, Ltd.	Ownership	56.250	Nationwide Mutual Insurance Company	
0140	Nationwide		26-0263012	1702560			Old Track Street Owners Association	OH	OTH	Other non-Nationwide	n/a		Other non-Nationwide	
0140	Nationwide	13999	27-1712056				Olentangy Reinsurance, LLC	VT	IA	Nationwide Life and Annuity Insurance Company	Ownership	100.000	Nationwide Mutual Insurance Company	
0140	Nationwide			3971381			OYS Fund, LLC	DE	OTH	Nationwide Mutual Insurance Company	Ownership	100.000	Nationwide Mutual Insurance Company	
0140	Nationwide						Park 288 Industrial, LLC	TX	OTH	Nationwide Mutual Insurance Company	Investor member / no control	95.000	Other non-Nationwide	
0140	Nationwide		31-1486309	1030050			Perimeter A, Ltd	OH	NIA	Nationwide Realty Investors, Ltd.	Ownership	100.000	Nationwide Mutual Insurance Company	
0140	Nationwide		31-1677602	1113742			Pizzuti Properties, LLC	OH	NIA	Nationwide Realty Investors, Ltd.	Ownership	65.000	Nationwide Mutual Insurance Company	
0140	Nationwide		31-1486309	1069902			Polaris A, Ltd.	OH	NIA	Nationwide Realty Investors, Ltd.	Ownership	100.000	Nationwide Mutual Insurance Company	
0140	Nationwide		39-1907217	209310			Premier Agency, Inc.	IA	NIA	ALLIED Group, Inc.	Ownership	100.000	Nationwide Mutual Insurance Company	
4664	Pure	12873	20-8287105	12873			Privilege Underwriters Reciprocal Exchange	FL	IA	Other non-Nationwide	n/a		Other non-Nationwide	
0140	Pure			4089944			Privilege Underwriters, Inc.	FL	IA	Other non-Nationwide	n/a		Other non-Nationwide	
4664	Pure	13204	26-3109178				Pure Insurance Company	FL	IA	Other non-Nationwide	n/a		Other non-Nationwide	
4664	Pure						Pure Risk Management, LLC	FL	IA	Other non-Nationwide	n/a		Other non-Nationwide	
4664	Nationwide		75-2938844	159615800			Registered Investment Advisors Services, Inc.	TX	NIA	Nationwide Financial Services, Inc.	Ownership	100.000	Nationwide Mutual Insurance Company	
0140	Nationwide		82-0549218	32219			Retention Alternatives, Ltd.	BMU	IA	Nationwide Mutual Fire Insurance Company	Ownership	100.000	Nationwide Mutual Insurance Company	
0140	Nationwide			3922674			Riverview Diversified Opportunities Fund, LLC	DE	OTH	Nationwide Mutual Insurance Company	Ownership		Nationwide Mutual Insurance Company	1
0140	Nationwide			3922674			Riverview Diversified Opportunities Fund, LLC	DE	OTH	Nationwide Mutual Fire Insurance Company	Ownership		Nationwide Mutual Insurance Company	1
0140	Nationwide			3922674			Riverview Diversified Opportunities Fund, LLC	DE	OTH	Nationwide Life Insurance Company	Ownership		Nationwide Mutual Insurance Company	1
0140	Nationwide		22-3655264	3043824			Riverview International Group, Inc.	DE	NIA	NWD Investment Management, Inc.	Ownership	100.000	Nationwide Mutual Insurance Company	
0140	Nationwide			3394557			Riverview Multi Series Fund, LL - Class Event	DE	OTH	Nationwide Mutual Insurance Company	Ownership	100.000	Nationwide Mutual Insurance Company	
0140	Nationwide			3394557			Riverview Multi Series Fund, LL - Class N	DE	OTH	Nationwide Mutual Insurance Company	Ownership	100.000	Nationwide Mutual Insurance Company	
0140	Nationwide			3394557			Riverview Polyphony Fund, LLC	DE	OTH	Nationwide Mutual Insurance Company	Ownership	100.000	Nationwide Mutual Insurance Company	
0140	Nationwide	15580	31-1117969	643981			Scottsdale Indemnity Company	OH	IA	Nationwide Mutual Insurance Company	Ownership	100.000	Nationwide Mutual Insurance Company	
0140	Nationwide	41297	31-1024978	704061			Scottsdale Insurance Company	OH	IA	Nationwide Mutual Insurance Company	Ownership	100.000	Nationwide Mutual Insurance Company	
0140	Nationwide	10672	86-0835870				Scottsdale Surplus Lines Insurance Company	AZ	IA	Scottsdale Insurance Company	Ownership	100.000	Nationwide Mutual Insurance Company	

986

ANNUAL STATEMENT FOR THE YEAR 2012 OF THE NATIONWIDE AFFINITY INSURANCE COMPANY OF AMERICA

SCHEDULE Y

PART 1A - DETAIL OF INSURANCE HOLDING COMPANY SYSTEM

1	2	3	4	5	6	7	8	9	10	11	12	13	14	15
Group Code	Group Name	NAIC Company Code	Federal ID Number	Federal RSSD	CIK	Name of Securities Exchange if Publicly Traded (U.S. or International)	Names of Parent, Subsidiaries Or Affiliates	Domiciliary Location	Relationship to Reporting Entity	Directly Controlled by (Name of Entity/Person)	Type of Control (Ownership, Board, Management, Attorney-in-Fact, Influence, Other)	If Control is Ownership Provide Percentage	Ultimate Controlling Entity(ies)/Person(s)	*
..0140	Nationwide		31-1486309	1822953			Streets of Toringdon, LLC	..OH	..NIA	Nationwide Realty Investors, Ltd.	Ownership	..100.000	Nationwide Mutual Insurance Company	
..0140	Nationwide						The Association for Theater Based Community Development, LLC		..OTH	Nationwide Mutual Insurance Company	Limited partner /no control	..50.000	other non-Nationwide	
..0140	Nationwide		91-2158214				The Hideaway Club	..CA	..OTH	Other non-Nationwide	n/a		Other non-Nationwide	
..0140	Nationwide		86-1094799				The Hideaway Owners Association	..CA	..OTH	Other non-Nationwide	n/a		Other non-Nationwide	
..0140	Nationwide		20-3541511				The Madison Club	..CA	..OTH	Other non-Nationwide	n/a		Other non-Nationwide	
..0140	Nationwide		20-3541507				The Madison Club Owners Association	..CA	..OTH	Other non-Nationwide	n/a		Other non-Nationwide	
..0140	Nationwide		31-1610040	1017852			The Waterfront Partners, LLC	..OH	..NIA	Nationwide Realty Investors, Ltd.	Ownership	..50.000	Nationwide Mutual Insurance Company	..1
..0140	Nationwide		52-2031677	2735015			THI Holdings (Delaware), Inc.	..DE	..NIA	Nationwide Mutual Insurance Company	Ownership	..100.000	Nationwide Mutual Insurance Company	
..0140	Nationwide		74-2825853	1855329			Titan Auto Insurance of New Mexico, Inc.	..NM	..IA	Whitehall Holdings, Inc.	Ownership	..100.000	Nationwide Mutual Insurance Company	
..0140	Nationwide	13242	74-2286759				Titan Indemnity Company	..TX	..IA	THI Holdings (Delaware), Inc.	Ownership	..100.000	Nationwide Mutual Insurance Company	
..0140	Nationwide	36269	86-0619597				Titan Insurance Company	..MI	..IA	Titan Indemnity Company	Ownership	..100.000	Nationwide Mutual Insurance Company	
..0140	Nationwide		75-1284530	23586800			Titan Insurance Services, Inc.	..TX	..NIA	Whitehall Holdings, Inc.	Ownership	..100.000	Nationwide Mutual Insurance Company	
..0140	Nationwide		33-0160222				V.P.I. Services, Inc.	..CA	..NIA	Veterinary Pet Insurance Company	Ownership	..100.000	Nationwide Mutual Insurance Company	
..0140	Nationwide	42285	95-3750113				Veterinary Pet Insurance Company	..CA	..IA	Scottsdale Insurance Company	Ownership	..100.000	Nationwide Mutual Insurance Company	
..0140	Nationwide	10644	34-1785903				Victoria Automobile Insurance Company	..IN	..IA	Victoria Fire & Casualty Insurance Company	Ownership	..100.000	Nationwide Mutual Insurance Company	
..0140	Nationwide	42889	34-1394913	616574			Victoria Fire & Casualty Company	..OH	..IA	THI Holdings (Delaware), Inc.	Ownership	..100.000	Nationwide Mutual Insurance Company	
..0140	Nationwide	10778	34-1842604	930061			Victoria National Insurance Company	..OH	..IA	Victoria Fire & Casualty Insurance Company	Ownership	..100.000	Nationwide Mutual Insurance Company	
..0140	Nationwide	10105	34-1777972	872957			Victoria Select Insurance Company	..OH	..IA	Victoria Fire & Casualty Insurance Company	Ownership	..100.000	Nationwide Mutual Insurance Company	
..0140	Nationwide	10777	34-1842602	937963			Victoria Specialty Insurance Company	..OH	..IA	Victoria Fire & Casualty Insurance Company	Ownership	..100.000	Nationwide Mutual Insurance Company	
..0140	Nationwide	37150	86-0561941				Western Heritage Insurance Company	..AZ	..IA	Scottsdale Insurance Company	Ownership	..100.000	Nationwide Mutual Insurance Company	
..0140	Nationwide						Westport Capital Partners II	..CT	..OTH	Nationwide Mutual Insurance Company	Investor member / no control	..71.000	other non-Nationwide	
..0140	Nationwide		74-2767942	138315500			Whitehall Holdings, Inc.	..TX	..NIA	Nationwide Defined Benefit Master Trust	Ownership	..100.000	Nationwide Mutual Insurance Company	
..0140	Nationwide		59-3471667				WI of Florida, Inc.	..FL	..NIA	THI Holdings (Delaware), Inc.	Ownership	..100.000	Nationwide Mutual Insurance Company	
..0140	Nationwide		31-1486309	2115076			Wilson Road Developers, LLC	..OH	..NIA	Whitehall Holdings, Inc.	Ownership	..100.000	Nationwide Mutual Insurance Company	
..0140	Nationwide			4410206			Zais Zephyr A-4, LLC	..DE	..OTH	Nationwide Realty Investors, Ltd.	Ownership	..100.000	Nationwide Mutual Insurance Company	
..0140	Nationwide						Zais Zephyr A-4, LLC	..DE	..OTH	Nationwide Life Insurance Company	Limited member / no control	..60.000	other non-Nationwide	

Asterisk	Explanation
1	For the purposes of this schedule, Nationwide presumed control of these entities because they are owned by at least 10% and are not wholly-owned by a Nationwide entity.
2	Other ownership indicates a non-ownership circumstance by a Nationwide entity.

ANNUAL STATEMENT FOR THE YEAR 2012 OF THE NATIONWIDE AFFINITY INSURANCE COMPANY OF AMERICA

SCHEDULE Y

PART 2 - SUMMARY OF INSURER'S TRANSACTIONS WITH ANY AFFILIATES

1	2	3	4	5	6	7	8	9	10	11	12	13
NAIC Company Code	Federal ID Number	Names of Insurers and Parent, Subsidiaries or Affiliates	Shareholder Dividends	Capital Contributions	Purchases, Sales or Exchanges of Loans, Securities, Real Estate, Mortgage Loans or Other Investments	Income/ (Disbursements) Incurred in Connection with Guarantees or Undertakings for the Benefit of any Affiliate(s)	Management Agreements and Service Contracts	Income/ (Disbursements) Incurred Under Reinsurance Agreements	*	Any Other Material Activity Not in the Ordinary Course of the Insurer's Business	Totals	Reinsurance Recoverable/ (Payable) on Losses and/or Reserve Credit Taken/(Liability)
00000	42-0958655	ALLIED GROUP, INC	(51,000,000)	35,000,000							(16,000,000)	
42579	42-1201931	ALLIED PROP & CAS INS CO	(6,000,000)						*		(6,000,000)	895,670,196
19100	42-6054959	AMCO INSURANCE COMPANY	(45,000,000)						*		(45,000,000)	1,541,937,544
29262	74-1061659	COLONIAL COUNTY MUTUAL INSURANCE CO										153,094,780
18961	68-0066866	CRESTBROOK INSURANCE COMPANY	(10,000,000)						*		(10,000,000)	2,258,711
42587	42-1207150	DEPOSITORS INSURANCE COMPANY							*			559,390,049
13838	42-0618271	FARMLAND MUTUAL INSURANCE COMPANY							*			(11,703,765)
22209	75-6013587	FREEDOM SPECIALTY INSURANCE COMPANY										56,359,740
10674	23-2864924	HARLEYSVILLE INSURANCE COMPANY OF NEW YORK							*			261,741,000
00000	51-0241172	HARLEYSVILLE GROUP INC.	43,123,027	989,753,217							1,032,876,244	
23582	41-0417250	HARLEYSVILLE INSURANCE COMPANY	(1,153,050)						*		(1,153,050)	84,563,000
42900	23-2253669	HARLEYSVILLE INSURANCE COMPANY OF NEW JERSEY	(16,300,000)						*		(16,300,000)	(319,417,000)
14516	38-3198542	HARLEYSVILLE LAKE STATES INSURANCE COMPANY	(6,600,000)						*		(6,600,000)	(68,514,000)
64327	23-1580983	HARLEYSVILLE LIFE INSURANCE COMPANY		32,074,012							32,074,012	
00000	23-2403000	HARLEYSVILLE LIMITED	(12,302,717)	(16,371,650)							(28,674,367)	
40983	23-2612951	HARLEYSVILLE PENNLAND INSURANCE COMPANY		29,925,081					*		29,925,081	(350,207,000)
35696	23-2384978	HARLEYSVILLE PREFERRED INSURANCE COMPANY	3,337,895	8,103,967					*		11,441,862	(194,280,000)
00000	51-0259283	HARLEYSVILLE SERVICES INC.		5,433,150							5,433,150	
26182	04-1989660	HARLEYSVILLE WORCESTER INSURANCE COMPANY	(5,410,155)	28,103,967					*		22,693,812	(133,945,000)
00000	23-2882311	INSURANCE MANAGEMENT RESOURCES L.P.	(4,695,000)								(4,695,000)	
11991	38-0865250	NATIONAL CASUALTY COMPANY										1,050,348,713
00000	42-1154244	NATIONWIDE ADVANTAGE MORTGAGE COMPANY										
26093	48-0470690	NATIONWIDE AFFINITY INSURANCE COMPANY OF AMERICA							*			631,903,731
28223	42-1015537	NATIONWIDE AGRIBUSINESS INSURANCE COMPANY	(6,000,000)						*		(6,000,000)	784,304,811
10723	95-0639970	NATIONWIDE ASSURANCE COMPANY	(2,500,000)						*		(2,500,000)	26,173,316
00000	31-1177951	NATIONWIDE CASH MANAGEMENT COMPANY		(12,000,000)							(12,000,000)	
00000	31-4416546	NATIONWIDE CORPORATION	(238,000,000)	259,609,330							21,609,330	
00000	31-1486870	NATIONWIDE FINANCIAL SERVICES, INC.	40,000,000	(184,300,000)							(144,300,000)	
23760	31-4425763	NATIONWIDE GENERAL INSURANCE COMPANY							*			376,468,082
10070	31-1399201	NATIONWIDE INDEMNITY COMPANY		(110,000,000)							(110,000,000)	(527,778,033)
25453	95-2130882	NATIONWIDE INSURANCE COMPANY OF AMERICA		35,000,000							35,000,000	871,699,720
10948	31-1613686	NATIONWIDE INSURANCE COMPANY OF FLORIDA		(25,000,000)							(25,000,000)	546,250
92657	31-1000740	NATIONWIDE LIFE AND ANNUITY INSURANCE COMPANY		50,000,000							50,000,000	720,550,363
66869	31-4156830	NATIONWIDE LIFE INSURANCE COMPANY	(40,000,000)	(103,700,000)	496,900,000		(670,080,352)				(316,880,352)	(146,885,574)
42110	75-1780981	NATIONWIDE LLOYDS										53,843,642
23779	31-4177110	NATIONWIDE MUTUAL FIRE INS COMPANY							*			166,058,366
23787	31-4177100	NATIONWIDE MUTUAL INS COMPANY	409,500,000	(1,073,021,744)	(496,900,000)		670,080,352		*		(490,341,392)	(9,754,247,723)

ANNUAL STATEMENT FOR THE YEAR 2012 OF THE NATIONWIDE AFFINITY INSURANCE COMPANY OF AMERICA

SCHEDULE Y

PART 2 - SUMMARY OF INSURER'S TRANSACTIONS WITH ANY AFFILIATES

1	2	3	4	5	6	7	8	9	10	11	12	13
NAIC Company Code	Federal ID Number	Names of Insurers and Parent, Subsidiaries or Affiliates	Shareholder Dividends	Capital Contributions	Purchases, Sales or Exchanges of Loans, Securities, Real Estate, Mortgage Loans or Other Investments	Income/ (Disbursements) Incurred in Connection with Guarantees or Undertakings for the Benefit of any Affiliate(s)	Management Agreements and Service Contracts	Income/ (Disbursements) Incurred Under Reinsurance Agreements	*	Any Other Material Activity Not in the Ordinary Course of the Insurer's Business	Totals	Reinsurance Recoverable/ (Payable) on Losses and/or Reserve Credit Taken/(Liability)
37877	31-0970750	NATIONWIDE PROPERTY AND CASUALTY INS COMPANY							*			1,302,076,640
00000	31-1486309	NATIONWIDE REALTY INVESTORS, LTD		61,000,000							61,000,000	
13999	27-1712056	OLENTANGY REINSURANCE, LLC		(9,609,330)							(9,609,330)	(573,664,789)
15580	31-1117969	SCOTTSDALE INDEMNITY COMPANY										354,824,979
41297	31-1024978	SCOTTSDALE INSURANCE COMPANY	(45,000,000)						*		(45,000,000)	1,309,236,421
10672	86-0835870	SCOTTSDALE SURPLUS LINES INSURANCE COMPANY										17,855,514
13242	74-2286759	TITAN INDEMNITY INSURANCE COMPANY										166,361,636
36269	86-0619597	TITAN INSURANCE COMPANY										45,238,359
42285	95-3750113	VETERINARY PET INS CO		(2,781,282)							(2,781,282)	
10778	34-1842604	VICTORIA NATIONAL INSURANCE COMPANY							*			18,374
10644	34-1785903	VICTORIA AUTO INSURANCE COMPANY							*			30,088,236
42889	34-1394913	VICTORIA FIRE & CASUALTY INSURANCE COMPANY	(6,000,000)						*		(6,000,000)	194,653,194
10108	34-1777972	VICTORIA SELECT INSURANCE COMPANY							*			73,996,376
10777	34-1842602	VICTORIA SPECIALTY INSURANCE COMPANY							*			44,446,028
00000	33-0160222	V.P.I. SERVICES, INC.		2,781,282							2,781,282	
37150	86-0561941	WESTERN HERITAGE INSURANCE COMPANY										304,935,113
9999999	Control Totals								XXX			

See Notes to the Financial Statement #26.

ANNUAL STATEMENT FOR THE YEAR 2012 OF THE NATIONWIDE AFFINITY INSURANCE COMPANY OF AMERICA
SUPPLEMENTAL EXHIBITS AND SCHEDULES INTERROGATORIES












The following supplemental reports are required to be filed as part of your statement filing unless specifically waived by the domiciliary state. However, in the event that your domiciliary state waives the filing requirement, your response of **WAIVED** to the specific interrogatory will be accepted in lieu of filing a "NONE" report and a bar code will be printed below. If the supplement is required of your company but is not being filed for whatever reason enter **SEE EXPLANATION** and provide an explanation following the interrogatory questions.

	Responses
MARCH FILING	
1. Will an actuarial opinion be filed by March 1?	YES
2. Will the Supplemental Compensation Exhibit be filed with the state of domicile by March 1?	YES
3. Will the confidential Risk-based Capital Report be filed with the NAIC by March 1?	YES
4. Will the confidential Risk-based Capital Report be filed with the state of domicile, if required by March 1?	YES
APRIL FILING	
5. Will the Insurance Expense Exhibit be filed with the state of domicile and the NAIC by April 1?	YES
6. Will Management's Discussion and Analysis be filed by April 1?	YES
7. Will the Supplemental Investment Risk Interrogatories be filed by April 1?	YES
MAY FILING	
8. Will this company be included in a combined annual statement which is filed with the NAIC by May 1?	YES
JUNE FILING	
9. Will an audited financial report be filed by June 1?	YES
10. Will Accountant's Letter of Qualifications be filed with the state of domicile and electronically with the NAIC by June 1?	YES
AUGUST FILING	
11. Will Communication of Internal Control Related Matters Noted in Audit be filed with the state of domicile by August 1?	YES

The following supplemental reports are required to be filed as part of your annual statement filing. However, in the event that your company does not transact the type of business for which the special report must be filed, your response of **NO** to the specific interrogatory will be accepted in lieu of filing a "NONE" report and a bar code will be printed below. If the supplemental is required of your company but is not being filed for whatever reason enter **SEE EXPLANATION** and provide an explanation following the interrogatory questions.


MARCH FILING	
12. Will Schedule SIS (Stockholder Information Supplement) be filed with the state of domicile by March 1?	NO
13. Will the Financial Guaranty Insurance Exhibit be filed by March 1?	NO
14. Will the Medicare Supplement Insurance Experience Exhibit be filed with the state of domicile and the NAIC by March 1?	NO
15. Will Supplement A to Schedule T (Medical Professional Liability Supplement) be filed by March 1?	YES
16. Will the Trusteed Surplus Statement be filed with the state of domicile and the NAIC by March 1?	NO
17. Will the Premiums Attributed to Protected Cells Exhibit be filed by March 1?	NO
18. Will the Reinsurance Summary Supplemental Filing for General Interrogatory 9 be filed with the state of domicile and the NAIC by March 1?	NO
19. Will the Medicare Part D Coverage Supplement be filed with the state of domicile and the NAIC by March 1?	NO
20. Will the confidential Actuarial Opinion Summary be filed with the state of domicile, if required, by March 15 (or the date otherwise specified)?	YES
21. Will the Reinsurance Attestation Supplement be filed with the state of domicile and the NAIC by March 1?	NO
22. Will the Exceptions to the Reinsurance Attestation Supplement be filed with the state of domicile by March 1?	NO
23. Will the Bail Bond Supplement be filed with the state of domicile and the NAIC by March 1?	NO
24. Will the Director and Officer Insurance Coverage Supplement be filed with the state of domicile and the NAIC by March 1?	NO
25. Will an approval from the reporting entity's state of domicile for relief related to the five-year rotation requirement for lead audit partner be filed electronically with the NAIC by March 1?	NO
26. Will an approval from the reporting entity's state of domicile for relief related to the one-year cooling off period for independent CPA be filed electronically with the NAIC by March 1?	NO
27. Will an approval from the reporting entity's state of domicile for relief related to the Requirements for Audit Committees be filed electronically with the NAIC by March 1?	NO
APRIL FILING	
28. Will the Credit Insurance Experience Exhibit be filed with the state of domicile and the NAIC by April 1?	NO
29. Will the Long-term Care Experience Reporting Forms be filed with the state of domicile and the NAIC by April 1?	NO
30. Will the Accident and Health Policy Experience Exhibit be filed by April 1?	NO
31. Will the Supplemental Health Care Exhibit (Parts 1, 2 and 3) be filed with the state of domicile and the NAIC by April 1?	NO
32. Will the regulator only (non-public) Supplemental Health Care Exhibit's Expense Allocation Report be filed with the state of domicile and the NAIC by April 1?	NO
AUGUST FILING	
33. Will Management's Report of Internal Control Over Financial Reporting be filed with the state of domicile by August 1?	YES

Explanations:
 12.
 13.
 14.
 16.
 17.
 18.
 19.
 21.
 22.
 23.
 24.
 25.
 26.
 27.
 28.
 29.
 30.
 31.
 32.

Bar Codes:	
12. SIS Stockholder Information Supplement [Document Identifier 420]	
13. Financial Guaranty Insurance Exhibit [Document Identifier 240]	
14. Medicare Supplement Insurance Experience Exhibit [Document Identifier 360]	
16. Trusteed Surplus Statement [Document Identifier 490]	
17. Premiums Attributed to Protected Cells [Document Identifier 385]	
18. Reinsurance Summary Supplemental Filing [Document Identifier 401]	
19. Medicare Part D Coverage Supplement [Document Identifier 365]	
21. Reinsurance Attestation Supplement [Document Identifier 399]	
22. Exceptions to the Reinsurance Attestation Supplement [Document Identifier 400]	
23. Bail Bond Supplement [Document Identifier 500]	
24. Director and Officer Insurance Coverage Supplement [Document Identifier 505]	

SUPPLEMENTAL EXHIBITS AND SCHEDULES INTERROGATORIES

- 25. Relief from the five-year rotation requirement for lead audit partner [Document Identifier 224]
- 26. Relief from the one-year cooling off period for independent CPA [Document Identifier 225]
- 27. Relief from the Requirements for Audit Committees [Document Identifier 226]
- 28. Credit Insurance Experience Exhibit [Document Identifier 230]
- 29. Long-Term Care Experience Reporting Forms [Document Identifier 306]
- 30. Accident and Health Policy Experience Exhibit [Document Identifier 210]
- 31. Supplemental Health Care Exhibit (Parts 1, 2 and 3) [Document Identifier 216]
- 32. Supplemental Health Care Exhibit's Expense Allocation Report [Document Identifier 217]



NONE



SUPPLEMENT FOR THE YEAR 2012 OF THE NATIONWIDE AFFINITY INSURANCE COMPANY OF AMERICA

Designate the type of health care providers reported on this page: Physicians, including surgeons and osteopaths

SUPPLEMENT "A" TO SCHEDULE T EXHIBIT OF MEDICAL PROFESSIONAL LIABILITY PREMIUMS WRITTEN ALLOCATED BY STATES AND TERRITORIES

Table with 8 columns: States, etc.; Direct Premiums Written; Direct Premiums Earned; Direct Losses Paid (Amount, Number of Claims); Direct Losses Incurred; Direct Losses Unpaid (Amount Reported, Number of Claims); Direct Losses Incurred But Not Reported. The table contains a large 'NONE' watermark across the center.



SUPPLEMENT FOR THE YEAR 2012 OF THE NATIONWIDE AFFINITY INSURANCE COMPANY OF AMERICA

Designate the type of health care providers reported on this page: Hospitals

SUPPLEMENT "A" TO SCHEDULE T EXHIBIT OF MEDICAL PROFESSIONAL LIABILITY PREMIUMS WRITTEN ALLOCATED BY STATES AND TERRITORIES

Table with 8 columns: States, etc.; Direct Premiums Written; Direct Premiums Earned; Direct Losses Paid (Amount, Number of Claims); Direct Losses Incurred; Direct Losses Unpaid (Amount Reported, Number of Claims); Direct Losses Incurred But Not Reported. Includes a large 'NONE' watermark across the table.



SUPPLEMENT FOR THE YEAR 2012 OF THE NATIONWIDE AFFINITY INSURANCE COMPANY OF AMERICA

Designate the type of health care providers reported on this page: Other health care professionals, including dentists, chiropractors, and podiatrists

SUPPLEMENT "A" TO SCHEDULE T EXHIBIT OF MEDICAL PROFESSIONAL LIABILITY PREMIUMS WRITTEN ALLOCATED BY STATES AND TERRITORIES

Table with 8 columns: States, etc.; Direct Premiums Written; Direct Premiums Earned; Direct Losses Paid (Amount, Number of Claims); Direct Losses Incurred; Direct Losses Unpaid (Amount Reported, Number of Claims); Direct Losses Incurred But Not Reported. The table contains a large 'NONE' watermark across the center.



SUPPLEMENT FOR THE YEAR 2012 OF THE NATIONWIDE AFFINITY INSURANCE COMPANY OF AMERICA

Designate the type of health care providers reported on this page:
Other health care facilities

**SUPPLEMENT "A" TO SCHEDULE T
EXHIBIT OF MEDICAL PROFESSIONAL LIABILITY PREMIUMS WRITTEN
ALLOCATED BY STATES AND TERRITORIES**

States, etc.	1 Direct Premiums Written	2 Direct Premiums Earned	Direct Losses Paid		5 Direct Losses Incurred	Direct Losses Unpaid		8 Direct Losses Incurred But Not Reported
			3 Amount	4 Number of Claims		6 Amount Reported	7 Number of Claims	
1. Alabama AL								
2. Alaska AK								
3. Arizona AZ								
4. Arkansas AR								
5. California CA								
6. Colorado CO								
7. Connecticut CT								
8. Delaware DE								
9. District of Columbia DC								
10. Florida FL								
11. Georgia GA								
12. Hawaii HI								
13. Idaho ID								
14. Illinois IL								
15. Indiana IN								
16. Iowa IA								
17. Kansas KS								
18. Kentucky KY								
19. Louisiana LA								
20. Maine ME								
21. Maryland MD								
22. Massachusetts MA								
23. Michigan MI								
24. Minnesota MN								
25. Mississippi MS								
26. Missouri MO								
27. Montana MT								
28. Nebraska NE								
29. Nevada NV								
30. New Hampshire NH								
31. New Jersey NJ								
32. New Mexico NM								
33. New York NY								
34. North Carolina NC								
35. North Dakota ND								
36. Ohio OH								
37. Oklahoma OK								
38. Oregon OR								
39. Pennsylvania PA								
40. Rhode Island RI								
41. South Carolina SC								
42. South Dakota SD								
43. Tennessee TN								
44. Texas TX								
45. Utah UT								
46. Vermont VT								
47. Virginia VA								
48. Washington WA								
49. West Virginia WV								
50. Wisconsin WI								
51. Wyoming WY								
52. American Samoa AS								
53. Guam GU								
54. Puerto Rico PR								
55. U.S. Virgin Islands VI								
56. Northern Mariana Islands MP								
57. Canada CAN								
58. Aggregate other alien OT								
59. Total								
DETAILS OF WRITE-INS								
58001.								
58002.								
58003.								
58998. Summary of remaining write-ins for Line 58 from overflow page								
58999. Totals (Lines 58001 thru 58003 plus 58998)(Line 58 above)								

NONE

ALPHABETICAL INDEX

ANNUAL STATEMENT BLANK

Assets	2
Cash Flow	5
Exhibit of Capital Gains (Losses)	12
Exhibit of Net Investment Income	12
Exhibit of Nonadmitted Assets	13
Exhibit of Premiums and Losses (State Page)	19
Five-Year Historical Data	17
General Interrogatories	15
Jurat Page	1
Liabilities, Surplus and Other Funds	3
Notes To Financial Statements	14
Overflow Page For Write-ins	101
Schedule A - Part 1	E01
Schedule A - Part 2	E02
Schedule A - Part 3	E03
Schedule A - Verification Between Years	SI02
Schedule B - Part 1	E04
Schedule B - Part 2	E05
Schedule B - Part 3	E06
Schedule B - Verification Between Years	SI02
Schedule BA - Part 1	E07
Schedule BA - Part 2	E08
Schedule BA - Part 3	E09
Schedule BA - Verification Between Years	SI03
Schedule D - Part 1	E10
Schedule D - Part 1A - Section 1	SI05
Schedule D - Part 1A - Section 2	SI08
Schedule D - Part 2 - Section 1	E11
Schedule D - Part 2 - Section 2	E12
Schedule D - Part 3	E13
Schedule D - Part 4	E14
Schedule D - Part 5	E15
Schedule D - Part 6 - Section 1	E16
Schedule D - Part 6 - Section 2	E16
Schedule D - Summary By Country	SI04
Schedule D - Verification Between Years	SI03
Schedule DA - Part 1	E17
Schedule DA - Verification Between Years	SI10
Schedule DB - Part A - Section 1	E18
Schedule DB - Part A - Section 2	E19
Schedule DB - Part A - Verification Between Years	SI11
Schedule DB - Part B - Section 1	E20
Schedule DB - Part B - Section 2	E21
Schedule DB - Part B - Verification Between Years	SI11
Schedule DB - Part C - Section 1	SI12
Schedule DB - Part C - Section 2	SI13
Schedule DB - Part D	E22
Schedule DB - Verification	SI14
Schedule DL - Part 1	E23
Schedule DL - Part 2	E24
Schedule E - Part 1 - Cash	E25
Schedule E - Part 2 - Cash Equivalents	E26
Schedule E - Part 3 - Special Deposits	E27
Schedule E - Verification Between Years	SI15
Schedule F - Part 1	20
Schedule F - Part 2	21
Schedule F - Part 3	22
Schedule F - Part 4	23
Schedule F - Part 5	24
Schedule F - Part 6 - Section 1	25
Schedule F - Part 6 - Section 2	27
Schedule F - Part 7	28
Schedule F - Part 8	29
Schedule F - Part 9	30

ANNUAL STATEMENT BLANK (Continued)

Schedule H - Accident and Health Exhibit - Part 1	31
Schedule H - Part 2, Part 3 and 4	32
Schedule H - Part 5 - Health Claims	33
Schedule P - Part 1 - Summary	34
Schedule P - Part 1A - Homeowners/Farmowners	36
Schedule P - Part 1B - Private Passenger Auto Liability/Medical	37
Schedule P - Part 1C - Commercial Auto/Truck Liability/Medical	38
Schedule P - Part 1D - Workers' Compensation (Excluding Excess Workers' Compensation)	39
Schedule P - Part 1E - Commercial Multiple Peril	40
Schedule P - Part 1F - Section 1 - Medical Professional Liability - Occurrence	41
Schedule P - Part 1F - Section 2 - Medical Professional Liability - Claims-Made	42
Schedule P - Part 1G - Special Liability (Ocean, Marine, Aircraft (All Perils), Boiler and Machinery)	43
Schedule P - Part 1H - Section 1 - Other Liability - Occurrence	44
Schedule P - Part 1H - Section 2 - Other Liability - Claims-Made	45
Schedule P - Part 1I - Special Property (Fire, Allied Lines, Inland Marine, Earthquake, Burglary & Theft)	46
Schedule P - Part 1J - Auto Physical Damage	47
Schedule P - Part 1K - Fidelity/Surety	48
Schedule P - Part 1L - Other (Including Credit, Accident and Health)	49
Schedule P - Part 1M - International	50
Schedule P - Part 1N - Reinsurance - Nonproportional Assumed Property	51
Schedule P - Part 1O - Reinsurance - Nonproportional Assumed Liability	52
Schedule P - Part 1P - Reinsurance - Nonproportional Assumed Financial Lines	53
Schedule P - Part 1R - Section 1 - Products Liability - Occurrence	54
Schedule P - Part 1R - Section 2 - Products Liability - Claims-Made	55
Schedule P - Part 1S - Financial Guaranty/Mortgage Guaranty	56
Schedule P - Part 1T - Warranty	57
Schedule P - Part 2, Part 3 and Part 4 - Summary	35
Schedule P - Part 2A - Homeowners/Farmowners	58
Schedule P - Part 2B - Private Passenger Auto Liability/Medical	58
Schedule P - Part 2C - Commercial Auto/Truck Liability/Medical	58
Schedule P - Part 2D - Workers' Compensation (Excluding Excess Workers' Compensation)	58
Schedule P - Part 2E - Commercial Multiple Peril	58
Schedule P - Part 2F - Section 1 - Medical Professional Liability - Occurrence	59
Schedule P - Part 2F - Section 2 - Medical Professional Liability - Claims-Made	59
Schedule P - Part 2G - Special Liability (Ocean Marine, Aircraft (All Perils), Boiler and Machinery)	59
Schedule P - Part 2H - Section 1 - Other Liability - Occurrence	59
Schedule P - Part 2H - Section 2 - Other Liability - Claims-Made	59
Schedule P - Part 2I - Special Property (Fire, Allied Lines, Inland Marine, Earthquake, Burglary, and Theft)	60
Schedule P - Part 2J - Auto Physical Damage	60
Schedule P - Part 2K - Fidelity, Surety	60
Schedule P - Part 2L - Other (Including Credit, Accident and Health)	60
Schedule P - Part 2M - International	60
Schedule P - Part 2N - Reinsurance - Nonproportional Assumed Property	61
Schedule P - Part 2O - Reinsurance - Nonproportional Assumed Liability	61
Schedule P - Part 2P - Reinsurance - Nonproportional Assumed Financial Lines	61
Schedule P - Part 2R - Section 1 - Products Liability - Occurrence	62
Schedule P - Part 2R - Section 2 - Products Liability - Claims-Made	62
Schedule P - Part 2S - Financial Guaranty/Mortgage Guaranty	62
Schedule P - Part 2T - Warranty	62
Schedule P - Part 3A - Homeowners/Farmowners	63
Schedule P - Part 3B - Private Passenger Auto Liability/Medical	63
Schedule P - Part 3C - Commercial Auto/Truck Liability/Medical	63
Schedule P - Part 3D - Workers' Compensation (Excluding Excess Workers' Compensation)	63
Schedule P - Part 3E - Commercial Multiple Peril	63
Schedule P - Part 3F - Section 1 - Medical Professional Liability - Occurrence	64
Schedule P - Part 3F - Section 2 - Medical Professional Liability - Claims-Made	64
Schedule P - Part 3G - Special Liability (Ocean Marine, Aircraft (All Perils), Boiler and Machinery)	64
Schedule P - Part 3H - Section 1 - Other Liability - Occurrence	64
Schedule P - Part 3H - Section 2 - Other Liability - Claims-Made	64
Schedule P - Part 3I - Special Property (Fire, Allied Lines, Inland Marine, Earthquake, Burglary, and Theft)	65
Schedule P - Part 3J - Auto Physical Damage	65
Schedule P - Part 3K - Fidelity/Surety	65
Schedule P - Part 3L - Other (Including Credit, Accident and Health)	65
Schedule P - Part 3M - International	65
Schedule P - Part 3N - Reinsurance - Nonproportional Assumed Property	66
Schedule P - Part 3O - Reinsurance - Nonproportional Assumed Liability	66
Schedule P - Part 3P - Reinsurance - Nonproportional Assumed Financial Lines	66
Schedule P - Part 3R - Section 1 - Products Liability - Occurrence	67
Schedule P - Part 3R - Section 2 - Products Liability - Claims-Made	67
Schedule P - Part 3S - Financial Guaranty/Mortgage Guaranty	67
Schedule P - Part 3T - Warranty	67

ANNUAL STATEMENT BLANK (Continued)

Schedule P - Part 4A - Homeowners/Farmowners	68
Schedule P - Part 4B - Private Passenger Auto Liability/Medical	68
Schedule P - Part 4C - Commercial Auto/Truck Liability/Medical	68
Schedule P - Part 4D - Workers' Compensation (Excluding Excess Workers' Compensation)	68
Schedule P - Part 4E - Commercial Multiple Peril	68
Schedule P - Part 4F - Section 1 - Medical Professional Liability - Occurrence	69
Schedule P - Part 4F - Section 2 - Medical Professional Liability - Claims-Made	69
Schedule P - Part 4G - Special Liability (Ocean Marine, Aircraft (All Perils), Boiler and Machinery)	69
Schedule P - Part 4H - Section 1 - Other Liability - Occurrence	69
Schedule P - Part 4H - Section 2 - Other Liability - Claims-Made	69
Schedule P - Part 4I - Special Property (Fire, Allied Lines, Inland Marine, Earthquake, Burglary and Theft)	70
Schedule P - Part 4J - Auto Physical Damage	70
Schedule P - Part 4K - Fidelity/Surety	70
Schedule P - Part 4L - Other (Including Credit, Accident and Health)	70
Schedule P - Part 4M - International	70
Schedule P - Part 4N - Reinsurance - Nonproportional Assumed Property	71
Schedule P - Part 4O - Reinsurance - Nonproportional Assumed Liability	71
Schedule P - Part 4P - Reinsurance - Nonproportional Assumed Financial Lines	71
Schedule P - Part 4R - Section 1 - Products Liability - Occurrence	72
Schedule P - Part 4R - Section 2 - Products Liability - Claims-Made	72
Schedule P - Part 4S - Financial Guaranty/Mortgage Guaranty	72
Schedule P - Part 4T - Warranty	72
Schedule P - Part 5A - Homeowners/Farmowners	73
Schedule P - Part 5B - Private Passenger Auto Liability/Medical	74
Schedule P - Part 5C - Commercial Auto/Truck Liability/Medical	75
Schedule P - Part 5D - Workers' Compensation (Excluding Excess Workers' Compensation)	76
Schedule P - Part 5E - Commercial Multiple Peril	77
Schedule P - Part 5F - Medical Professional Liability - Claims-Made	79
Schedule P - Part 5F - Medical Professional Liability - Occurrence	78
Schedule P - Part 5H - Other Liability - Claims-Made	81
Schedule P - Part 5H - Other Liability - Occurrence	80
Schedule P - Part 5R - Products Liability - Claims-Made	83
Schedule P - Part 5R - Products Liability - Occurrence	82
Schedule P - Part 5T - Warranty	84
Schedule P - Part 6C - Commercial Auto/Truck Liability/Medical	85
Schedule P - Part 6D - Workers' Compensation (Excluding Excess Workers' Compensation)	85
Schedule P - Part 6E - Commercial Multiple Peril	86
Schedule P - Part 6H - Other Liability - Claims-Made	87
Schedule P - Part 6H - Other Liability - Occurrence	86
Schedule P - Part 6M - International	87
Schedule P - Part 6N - Reinsurance - Nonproportional Assumed Property	88
Schedule P - Part 6O - Reinsurance - Nonproportional Assumed Liability	88
Schedule P - Part 6R - Products Liability - Claims-Made	89
Schedule P - Part 6R - Products Liability - Occurrence	89
Schedule P - Part 7A - Primary Loss Sensitive Contracts	90
Schedule P - Part 7B - Reinsurance Loss Sensitive Contracts	92
Schedule P Interrogatories	94
Schedule T - Exhibit of Premiums Written	95
Schedule T - Part 2 - Interstate Compact	96
Schedule Y - Information Concerning Activities of Insurer Members of a Holding Company Group	97
Schedule Y - Part 1A - Detail of Insurance Holding Company System	98
Schedule Y - Part 2 - Summary of Insurer's Transactions With Any Affiliates	99
Statement of Income	4
Summary Investment Schedule	SI01
Supplemental Exhibits and Schedules Interrogatories	100
Underwriting and Investment Exhibit Part 1	6
Underwriting and Investment Exhibit Part 1A	7
Underwriting and Investment Exhibit Part 1B	8
Underwriting and Investment Exhibit Part 2	9
Underwriting and Investment Exhibit Part 2A	10
Underwriting and Investment Exhibit Part 3	11