



PROPERTY AND CASUALTY COMPANIES - ASSOCIATION EDITION

ANNUAL STATEMENT

FOR THE YEAR ENDED DECEMBER 31, 2012
OF THE CONDITION AND AFFAIRS OF THE

Nationwide General Insurance Company

NAIC Group Code 0140 0140 NAIC Company Code 23760 Employer's ID Number 31-4425763
(Current) (Prior)

Organized under the Laws of Ohio, State of Domicile or Port of Entry Ohio
Country of Domicile United States of America

Incorporated/Organized 08/22/1957 Commenced Business 09/03/1958

Statutory Home Office One West Nationwide Blvd., Columbus, OH, US 43215-2220
(Street and Number) (City or Town, State, Country and Zip Code)

Main Administrative Office One West Nationwide Blvd.
(Street and Number)
Columbus, OH, US 43215-2220 614-249-7111
(City or Town, State, Country and Zip Code) (Area Code) (Telephone Number)

Mail Address One West Nationwide Blvd., 1-04-701, Columbus, OH, US 43215-2220
(Street and Number or P.O. Box) (City or Town, State, Country and Zip Code)

Primary Location of Books and Records One West Nationwide Blvd., 1-04-701
(Street and Number)
Columbus, OH, US 43215-2220 614-249-1545
(City or Town, State, Country and Zip Code) (Area Code) (Telephone Number)

Internet Website Address www.nationwide.com

Statutory Statement Contact Monda S. Caudill, 614-249-1545
(Name) (Area Code) (Telephone Number)
FinRpt@nationwide.com 866-315-1430
(E-mail Address) (FAX Number)

OFFICERS

President Mark Angelo Pizzi Sr VP & Treasurer David Patrick LaPaul
VP & Secretary Robert William Horner III

OTHER

Pamela Ann Biesecker Sr VP-Head of Taxation Thomas Williams Dietrich Sr VP-Div General Counsel Harry Hansen Hallowell Sr VP

DIRECTORS OR TRUSTEES

David Alan Bano Mark Allen Berven Michael Patrick Leach
Mark Angelo Pizzi Mark Raymond Thresher

State of Ohio SS:
County of Franklin

The officers of this reporting entity being duly sworn, each depose and say that they are the described officers of said reporting entity, and that on the reporting period stated above, all of the herein described assets were the absolute property of the said reporting entity, free and clear from any liens or claims thereon, except as herein stated, and that this statement, together with related exhibits, schedules and explanations therein contained, annexed or referred to, is a full and true statement of all the assets and liabilities and of the condition and affairs of the said reporting entity as of the reporting period stated above, and of its income and deductions therefrom for the period ended, and have been completed in accordance with the NAIC Annual Statement Instructions and Accounting Practices and Procedures manual except to the extent that: (1) state law may differ; or, (2) that state rules or regulations require differences in reporting not related to accounting practices and procedures, according to the best of their information, knowledge and belief, respectively. Furthermore, the scope of this attestation by the described officers also includes the related corresponding electronic filing with the NAIC, when required, that is an exact copy (except for formatting differences due to electronic filing) of the enclosed statement. The electronic filing may be requested by various regulators in lieu of or in addition to the enclosed statement.

Mark Angelo Pizzi
President

Robert William Horner, III
VP & Secretary

David Patrick LaPaul
Sr VP & Treasurer

Subscribed and sworn to before me this _____ day of January, 2013

- a. Is this an original filing? Yes [X] No []
b. If no,
1. State the amendment number.....
2. Date filed
3. Number of pages attached.....



ANNUAL STATEMENT FOR THE YEAR 2012 OF THE NATIONWIDE GENERAL INSURANCE COMPANY

EXHIBIT OF PREMIUMS AND LOSSES (Statutory Page 14)

NAIC Group Code 0140

Direct Business in the state of Alabama

During the Year 2012

NAIC Company Code 23760

Line of Business	Gross Premiums, Including Policy and Membership Fees, Less Return Premiums and Premiums on Policies not Taken		3 Dividends Paid or Credited to Policyholders on Direct Business	4 Direct Unearned Premium Reserves	5 Direct Losses Paid (deducting salvage)	6 Direct Losses Incurred	7 Direct Losses Unpaid	8 Direct Defense and Cost Containment Expense Paid	9 Direct Defense and Cost Containment Expense Incurred	10 Direct Defense and Cost Containment Expense Unpaid	11 Commissions and Brokerage Expenses	12 Taxes, Licenses and Fees
	1 Direct Premiums Written	2 Direct Premiums Earned										
1. Fire												
2.1 Allied lines												
2.2 Multiple peril crop												
2.3 Federal flood												
3. Farmowners multiple peril												
4. Homeowners multiple peril												
5.1 Commercial multiple peril (non-liability portion)												
5.2 Commercial multiple peril (liability portion)												
6. Mortgage guaranty												
8. Ocean marine												
9. Inland marine												
10. Financial guaranty												
11. Medical professional liability												
12. Earthquake												
13. Group accident and health (b)												
14. Credit accident and health (group and individual)												
15.1 Collectively renewable accident and health (b)												
15.2 Non-cancelable accident and health(b)												
15.3 Guaranteed renewable accident and health(b)												
15.4 Non-renewable for stated reasons only (b)												
15.5 Other accident only												
15.6 Medicare Title XVIII exempt from state taxes or fees												
15.7 All other accident and health (b)												
15.8 Federal employees health benefits program premium (b)												
16. Workers' compensation												250
17.1 Other Liability - occurrence	703	747		145		(45)	186		(11)	(13)	80	10
17.2 Other Liability - claims made												
17.3 Excess workers' compensation												
18. Products liability												
19.1 Private passenger auto no-fault (personal injury protection)												
19.2 Other private passenger auto liability	19,520,889	20,416,302		4,332,333	13,786,189	11,964,361	12,287,225	439,480	499,123	1,060,679	2,534,400	685,047
19.3 Commercial auto no-fault (personal injury protection)												
19.4 Other commercial auto liability												
21.1 Private passenger auto physical damage	15,542,766	16,319,901		3,441,070	10,314,429	10,132,094	365,385	28,021	28,226	22,805	1,983,190	544,150
21.2 Commercial auto physical damage												
22. Aircraft (all perils)												
23. Fidelity												
24. Surety												
26. Burglary and theft												
27. Boiler and machinery												
28. Credit												
30. Warranty												
34. Aggregate write-ins for other lines of business												
35. TOTALS (a)	35,064,358	36,736,950		7,773,548	24,100,618	22,096,410	12,652,796	467,501	527,338	1,083,471	4,517,670	1,229,457
DETAILS OF WRITE-INS												
3401.												
3402.												
3403.												
3498. Summary of remaining write-ins for Line 34 from overflow page												
3499. Totals (Lines 3401 thru 3403 plus 3498)(Line 34 above)												

(a) Finance and service charges not included in Lines 1 to 35 \$ 508,013

(b) For health business on indicated lines report: Number of persons insured under PPO managed care products and number of persons insured under indemnity only products

19.A1



ANNUAL STATEMENT FOR THE YEAR 2012 OF THE NATIONWIDE GENERAL INSURANCE COMPANY

EXHIBIT OF PREMIUMS AND LOSSES (Statutory Page 14)

NAIC Group Code 0140

Direct Business in the state of Alaska

During the Year 2012

NAIC Company Code 23760

Line of Business	Gross Premiums, Including Policy and Membership Fees, Less Return Premiums and Premiums on Policies not Taken		3 Dividends Paid or Credited to Policyholders on Direct Business	4 Direct Unearned Premium Reserves	5 Direct Losses Paid (deducting salvage)	6 Direct Losses Incurred	7 Direct Losses Unpaid	8 Direct Defense and Cost Containment Expense Paid	9 Direct Defense and Cost Containment Expense Incurred	10 Direct Defense and Cost Containment Expense Unpaid	11 Commissions and Brokerage Expenses	12 Taxes, Licenses and Fees
	1 Direct Premiums Written	2 Direct Premiums Earned										
1. Fire												
2.1 Allied lines												
2.2 Multiple peril crop												
2.3 Federal flood												
3. Farmowners multiple peril												
4. Homeowners multiple peril												
5.1 Commercial multiple peril (non-liability portion)												
5.2 Commercial multiple peril (liability portion)												
6. Mortgage guaranty												
8. Ocean marine												
9. Inland marine												
10. Financial guaranty												
11. Medical professional liability												
12. Earthquake												
13. Group accident and health (b)												
14. Credit accident and health (group and individual)												
15.1 Collectively renewable accident and health (b)												
15.2 Non-cancelable accident and health(b)												
15.3 Guaranteed renewable accident and health(b)												
15.4 Non-renewable for stated reasons only (b)												
15.5 Other accident only												
15.6 Medicare Title XVIII exempt from state taxes or fees												
15.7 All other accident and health (b)												
15.8 Federal employees health benefits program premium (b)												
16. Workers' compensation												
17.1 Other Liability - occurrence												
17.2 Other Liability - claims made												
17.3 Excess workers' compensation												
18. Products liability												
19.1 Private passenger auto no-fault (personal injury protection)												
19.2 Other private passenger auto liability												
19.3 Commercial auto no-fault (personal injury protection)												
19.4 Other commercial auto liability												
21.1 Private passenger auto physical damage												
21.2 Commercial auto physical damage												
22. Aircraft (all perils)												
23. Fidelity												
24. Surety												
26. Burglary and theft												
27. Boiler and machinery												
28. Credit												
30. Warranty												
34. Aggregate write-ins for other lines of business												
35. TOTALS (a)												
3401. DETAILS OF WRITE-INS												
3402.												
3403.												
3498. Summary of remaining write-ins for Line 34 from overflow page												
3499. Totals (Lines 3401 thru 3403 plus 3498)(Line 34 above)												

NONE

19.AK

(a) Finance and service charges not included in Lines 1 to 35 \$
(b) For health business on indicated lines report: Number of persons insured under PPO managed care products and number of persons insured under indemnity only products



ANNUAL STATEMENT FOR THE YEAR 2012 OF THE NATIONWIDE GENERAL INSURANCE COMPANY

EXHIBIT OF PREMIUMS AND LOSSES (Statutory Page 14)

NAIC Group Code 0140

Direct Business in the state of Arizona

During the Year 2012

NAIC Company Code 23760

Line of Business	Gross Premiums, Including Policy and Membership Fees, Less Return Premiums and Premiums on Policies not Taken		3 Dividends Paid or Credited to Policyholders on Direct Business	4 Direct Unearned Premium Reserves	5 Direct Losses Paid (deducting salvage)	6 Direct Losses Incurred	7 Direct Losses Unpaid	8 Direct Defense and Cost Containment Expense Paid	9 Direct Defense and Cost Containment Expense Incurred	10 Direct Defense and Cost Containment Expense Unpaid	11 Commissions and Brokerage Expenses	12 Taxes, Licenses and Fees
	1 Direct Premiums Written	2 Direct Premiums Earned										
1. Fire												
2.1 Allied lines												
2.2 Multiple peril crop												
2.3 Federal flood												
3. Farmowners multiple peril												
4. Homeowners multiple peril												
5.1 Commercial multiple peril (non-liability portion)												
5.2 Commercial multiple peril (liability portion)												
6. Mortgage guaranty												
8. Ocean marine												
9. Inland marine												
10. Financial guaranty												
11. Medical professional liability												
12. Earthquake												
13. Group accident and health (b)												
14. Credit accident and health (group and individual)												
15.1 Collectively renewable accident and health (b)												
15.2 Non-cancelable accident and health(b)												
15.3 Guaranteed renewable accident and health(b)												
15.4 Non-renewable for stated reasons only (b)												
15.5 Other accident only												
15.6 Medicare Title XVIII exempt from state taxes or fees												
15.7 All other accident and health (b)												
15.8 Federal employees health benefits program premium (b)												
16. Workers' compensation												
17.1 Other Liability - occurrence												
17.2 Other Liability - claims made												
17.3 Excess workers' compensation												
18. Products liability												
19.1 Private passenger auto no-fault (personal injury protection)												
19.2 Other private passenger auto liability												
19.3 Commercial auto no-fault (personal injury protection)												
19.4 Other commercial auto liability												
21.1 Private passenger auto physical damage						10	(32)					
21.2 Commercial auto physical damage												
22. Aircraft (all perils)												
23. Fidelity												
24. Surety												
26. Burglary and theft												
27. Boiler and machinery												
28. Credit												
30. Warranty												
34. Aggregate write-ins for other lines of business												
35. TOTALS (a)						10	(32)					
DETAILS OF WRITE-INS												
3401.												
3402.												
3403.												
3498. Summary of remaining write-ins for Line 34 from overflow page												
3499. Totals (Lines 3401 thru 3403 plus 3498)(Line 34 above)												

(a) Finance and service charges not included in Lines 1 to 35 \$

(b) For health business on indicated lines report: Number of persons insured under PPO managed care products and number of persons insured under indemnity only products

19.AZ



ANNUAL STATEMENT FOR THE YEAR 2012 OF THE NATIONWIDE GENERAL INSURANCE COMPANY

EXHIBIT OF PREMIUMS AND LOSSES (Statutory Page 14)

NAIC Group Code 0140

Direct Business in the state of Arkansas

During the Year 2012

NAIC Company Code 23760

Line of Business	Gross Premiums, Including Policy and Membership Fees, Less Return Premiums and Premiums on Policies not Taken		3 Dividends Paid or Credited to Policyholders on Direct Business	4 Direct Unearned Premium Reserves	5 Direct Losses Paid (deducting salvage)	6 Direct Losses Incurred	7 Direct Losses Unpaid	8 Direct Defense and Cost Containment Expense Paid	9 Direct Defense and Cost Containment Expense Incurred	10 Direct Defense and Cost Containment Expense Unpaid	11 Commissions and Brokerage Expenses	12 Taxes, Licenses and Fees
	1 Direct Premiums Written	2 Direct Premiums Earned										
1. Fire												
2.1 Allied lines												
2.2 Multiple peril crop												
2.3 Federal flood												
3. Farmowners multiple peril												
4. Homeowners multiple peril												
5.1 Commercial multiple peril (non-liability portion)												
5.2 Commercial multiple peril (liability portion)												
6. Mortgage guaranty												
8. Ocean marine												
9. Inland marine												
10. Financial guaranty												
11. Medical professional liability												
12. Earthquake												
13. Group accident and health (b)												
14. Credit accident and health (group and individual)												
15.1 Collectively renewable accident and health (b)												
15.2 Non-cancelable accident and health(b)												
15.3 Guaranteed renewable accident and health(b)												
15.4 Non-renewable for stated reasons only (b)												
15.5 Other accident only												
15.6 Medicare Title XVIII exempt from state taxes or fees												
15.7 All other accident and health (b)												
15.8 Federal employees health benefits program premium (b)												
16. Workers' compensation												
17.1 Other Liability - occurrence												
17.2 Other Liability - claims made												
17.3 Excess workers' compensation												
18. Products liability												
19.1 Private passenger auto no-fault (personal injury protection)												
19.2 Other private passenger auto liability												1,150
19.3 Commercial auto no-fault (personal injury protection)												
19.4 Other commercial auto liability												
21.1 Private passenger auto physical damage												
21.2 Commercial auto physical damage												
22. Aircraft (all perils)												
23. Fidelity												
24. Surety												
26. Burglary and theft												
27. Boiler and machinery												
28. Credit												
30. Warranty												
34. Aggregate write-ins for other lines of business												
35. TOTALS (a)												1,150
DETAILS OF WRITE-INS												
3401.												
3402.												
3403.												
3498. Summary of remaining write-ins for Line 34 from overflow page												
3499. Totals (Lines 3401 thru 3403 plus 3498)(Line 34 above)												

(a) Finance and service charges not included in Lines 1 to 35 \$

(b) For health business on indicated lines report: Number of persons insured under PPO managed care products and number of persons insured under indemnity only products

19 AR



ANNUAL STATEMENT FOR THE YEAR 2012 OF THE NATIONWIDE GENERAL INSURANCE COMPANY

EXHIBIT OF PREMIUMS AND LOSSES (Statutory Page 14)

NAIC Group Code 0140

Direct Business in the state of California

During the Year 2012

NAIC Company Code 23760

Line of Business	Gross Premiums, Including Policy and Membership Fees, Less Return Premiums and Premiums on Policies not Taken		3 Dividends Paid or Credited to Policyholders on Direct Business	4 Direct Unearned Premium Reserves	5 Direct Losses Paid (deducting salvage)	6 Direct Losses Incurred	7 Direct Losses Unpaid	8 Direct Defense and Cost Containment Expense Paid	9 Direct Defense and Cost Containment Expense Incurred	10 Direct Defense and Cost Containment Expense Unpaid	11 Commissions and Brokerage Expenses	12 Taxes, Licenses and Fees
	1 Direct Premiums Written	2 Direct Premiums Earned										
1. Fire												
2.1 Allied lines												
2.2 Multiple peril crop												
2.3 Federal flood												
3. Farmowners multiple peril												
4. Homeowners multiple peril												
5.1 Commercial multiple peril (non-liability portion)												
5.2 Commercial multiple peril (liability portion)												
6. Mortgage guaranty												
8. Ocean marine												
9. Inland marine												
10. Financial guaranty												
11. Medical professional liability												
12. Earthquake												
13. Group accident and health (b)												
14. Credit accident and health (group and individual)												
15.1 Collectively renewable accident and health (b)												
15.2 Non-cancelable accident and health(b)												
15.3 Guaranteed renewable accident and health(b)												
15.4 Non-renewable for stated reasons only (b)												
15.5 Other accident only												
15.6 Medicare Title XVIII exempt from state taxes or fees												
15.7 All other accident and health (b)												
15.8 Federal employees health benefits program premium (b)												
16. Workers' compensation												
17.1 Other Liability - occurrence												
17.2 Other Liability - claims made												
17.3 Excess workers' compensation												
18. Products liability												
19.1 Private passenger auto no-fault (personal injury protection)												
19.2 Other private passenger auto liability							3					2,223
19.3 Commercial auto no-fault (personal injury protection)												
19.4 Other commercial auto liability												
21.1 Private passenger auto physical damage							(3)					
21.2 Commercial auto physical damage												
22. Aircraft (all perils)												
23. Fidelity												
24. Surety												
26. Burglary and theft												
27. Boiler and machinery												
28. Credit												
30. Warranty												
34. Aggregate write-ins for other lines of business												
35. TOTALS (a)												2,223
DETAILS OF WRITE-INS												
3401.												
3402.												
3403.												
3498. Summary of remaining write-ins for Line 34 from overflow page												
3499. Totals (Lines 3401 thru 3403 plus 3498)(Line 34 above)												

(a) Finance and service charges not included in Lines 1 to 35 \$

(b) For health business on indicated lines report: Number of persons insured under PPO managed care products and number of persons insured under indemnity only products

19, CA



ANNUAL STATEMENT FOR THE YEAR 2012 OF THE NATIONWIDE GENERAL INSURANCE COMPANY

EXHIBIT OF PREMIUMS AND LOSSES (Statutory Page 14)

NAIC Group Code 0140

Direct Business in the state of Connecticut

During the Year 2012

NAIC Company Code 23760

Line of Business	Gross Premiums, Including Policy and Membership Fees, Less Return Premiums and Premiums on Policies not Taken		3 Dividends Paid or Credited to Policyholders on Direct Business	4 Direct Unearned Premium Reserves	5 Direct Losses Paid (deducting salvage)	6 Direct Losses Incurred	7 Direct Losses Unpaid	8 Direct Defense and Cost Containment Expense Paid	9 Direct Defense and Cost Containment Expense Incurred	10 Direct Defense and Cost Containment Expense Unpaid	11 Commissions and Brokerage Expenses	12 Taxes, Licenses and Fees
	1 Direct Premiums Written	2 Direct Premiums Earned										
1. Fire												
2.1 Allied lines												
2.2 Multiple peril crop												
2.3 Federal flood												
3. Farmowners multiple peril												
4. Homeowners multiple peril												
5.1 Commercial multiple peril (non-liability portion)												
5.2 Commercial multiple peril (liability portion)												
6. Mortgage guaranty												
8. Ocean marine												
9. Inland marine												
10. Financial guaranty												
11. Medical professional liability												
12. Earthquake												
13. Group accident and health (b)												
14. Credit accident and health (group and individual)												
15.1 Collectively renewable accident and health (b)												
15.2 Non-cancelable accident and health(b)												
15.3 Guaranteed renewable accident and health(b)												
15.4 Non-renewable for stated reasons only (b)												
15.5 Other accident only												
15.6 Medicare Title XVIII exempt from state taxes or fees												
15.7 All other accident and health (b)												
15.8 Federal employees health benefits program premium (b)												
16. Workers' compensation												
17.1 Other Liability - occurrence												
17.2 Other Liability - claims made												
17.3 Excess workers' compensation												
18. Products liability												
19.1 Private passenger auto no-fault (personal injury protection)												
19.2 Other private passenger auto liability	17,329,092	15,810,848		4,625,217	7,615,675	14,120,874	13,364,019	87,408	556,538	811,823	2,163,321	287,440
19.3 Commercial auto no-fault (personal injury protection)												
19.4 Other commercial auto liability												
21.1 Private passenger auto physical damage	9,587,026	8,666,401		2,558,743	6,565,913	6,628,019	309,176	6,692	15,721	17,955	1,141,359	159,628
21.2 Commercial auto physical damage												
22. Aircraft (all perils)												
23. Fidelity												
24. Surety												
26. Burglary and theft	3,549	3,560		880	3	3					433	57
27. Boiler and machinery												
28. Credit												
30. Warranty												
34. Aggregate write-ins for other lines of business												
35. TOTALS (a)	26,919,667	24,480,809		7,184,840	14,181,591	20,748,896	13,673,195	94,100	572,259	829,778	3,305,113	447,125
DETAILS OF WRITE-INS												
3401.												
3402.												
3403.												
3498. Summary of remaining write-ins for Line 34 from overflow page												
3499. Totals (Lines 3401 thru 3403 plus 3498)(Line 34 above)												

(a) Finance and service charges not included in Lines 1 to 35 \$ 298,569

(b) For health business on indicated lines report: Number of persons insured under PPO managed care products and number of persons insured under indemnity only products

19 CT



ANNUAL STATEMENT FOR THE YEAR 2012 OF THE NATIONWIDE GENERAL INSURANCE COMPANY

EXHIBIT OF PREMIUMS AND LOSSES (Statutory Page 14)

NAIC Group Code 0140

Direct Business in the state of Delaware

During the Year 2012

NAIC Company Code 23760

Line of Business	Gross Premiums, Including Policy and Membership Fees, Less Return Premiums and Premiums on Policies not Taken		3 Dividends Paid or Credited to Policyholders on Direct Business	4 Direct Unearned Premium Reserves	5 Direct Losses Paid (deducting salvage)	6 Direct Losses Incurred	7 Direct Losses Unpaid	8 Direct Defense and Cost Containment Expense Paid	9 Direct Defense and Cost Containment Expense Incurred	10 Direct Defense and Cost Containment Expense Unpaid	11 Commissions and Brokerage Expenses	12 Taxes, Licenses and Fees
	1 Direct Premiums Written	2 Direct Premiums Earned										
1. Fire												
2.1 Allied lines												
2.2 Multiple peril crop												
2.3 Federal flood												
3. Farmowners multiple peril												
4. Homeowners multiple peril												
5.1 Commercial multiple peril (non-liability portion)												
5.2 Commercial multiple peril (liability portion)												
6. Mortgage guaranty												
8. Ocean marine												
9. Inland marine												
10. Financial guaranty												
11. Medical professional liability												
12. Earthquake												
13. Group accident and health (b)												
14. Credit accident and health (group and individual)												
15.1 Collectively renewable accident and health (b)												
15.2 Non-cancelable accident and health(b)												
15.3 Guaranteed renewable accident and health(b)												
15.4 Non-renewable for stated reasons only (b)												
15.5 Other accident only												
15.6 Medicare Title XVIII exempt from state taxes or fees												
15.7 All other accident and health (b)												
15.8 Federal employees health benefits program premium (b)												
16. Workers' compensation												
17.1 Other Liability - occurrence												
17.2 Other Liability - claims made												
17.3 Excess workers' compensation												
18. Products liability												
19.1 Private passenger auto no-fault (personal injury protection)	2,046,378	2,127,781		481,504	1,378,937	1,559,030	494,583	79,619	70,413	48,283	207,811	36,607
19.2 Other private passenger auto liability	7,830,265	8,006,161		1,849,477	5,209,926	4,064,424	6,955,960	201,011	192,743	547,431	778,175	140,763
19.3 Commercial auto no-fault (personal injury protection)												
19.4 Other commercial auto liability												
21.1 Private passenger auto physical damage	4,510,531	4,649,725		1,067,784	2,049,549	2,010,671	89,658	9,290	8,506	6,974	451,668	80,728
21.2 Commercial auto physical damage												
22. Aircraft (all perils)												
23. Fidelity												
24. Surety												
26. Burglary and theft												
27. Boiler and machinery												
28. Credit												
30. Warranty												
34. Aggregate write-ins for other lines of business												
35. TOTALS (a)	14,387,174	14,783,667		3,398,765	8,638,412	7,634,125	7,540,201	289,920	271,662	602,688	1,437,654	258,098
DETAILS OF WRITE-INS												
3401.												
3402.												
3403.												
3498. Summary of remaining write-ins for Line 34 from overflow page												
3499. Totals (Lines 3401 thru 3403 plus 3498)(Line 34 above)												

(a) Finance and service charges not included in Lines 1 to 35 \$ 48,299

(b) For health business on indicated lines report: Number of persons insured under PPO managed care products and number of persons insured under indemnity only products

19 DE



ANNUAL STATEMENT FOR THE YEAR 2012 OF THE NATIONWIDE GENERAL INSURANCE COMPANY

EXHIBIT OF PREMIUMS AND LOSSES (Statutory Page 14)

NAIC Group Code 0140

Direct Business in the state of District of Columbia

During the Year 2012

NAIC Company Code 23760

Line of Business	Gross Premiums, Including Policy and Membership Fees, Less Return Premiums and Premiums on Policies not Taken		3 Dividends Paid or Credited to Policyholders on Direct Business	4 Direct Unearned Premium Reserves	5 Direct Losses Paid (deducting salvage)	6 Direct Losses Incurred	7 Direct Losses Unpaid	8 Direct Defense and Cost Containment Expense Paid	9 Direct Defense and Cost Containment Expense Incurred	10 Direct Defense and Cost Containment Expense Unpaid	11 Commissions and Brokerage Expenses	12 Taxes, Licenses and Fees
	1 Direct Premiums Written	2 Direct Premiums Earned										
1. Fire												
2.1 Allied lines												
2.2 Multiple peril crop												
2.3 Federal flood												
3. Farmowners multiple peril												
4. Homeowners multiple peril												
5.1 Commercial multiple peril (non-liability portion)												
5.2 Commercial multiple peril (liability portion)												
6. Mortgage guaranty												
8. Ocean marine												
9. Inland marine												
10. Financial guaranty												
11. Medical professional liability												
12. Earthquake												
13. Group accident and health (b)												
14. Credit accident and health (group and individual)												
15.1 Collectively renewable accident and health (b)												
15.2 Non-cancelable accident and health(b)												
15.3 Guaranteed renewable accident and health(b)												
15.4 Non-renewable for stated reasons only (b)												
15.5 Other accident only												
15.6 Medicare Title XVIII exempt from state taxes or fees												
15.7 All other accident and health (b)												
15.8 Federal employees health benefits program premium (b)												
16. Workers' compensation												
17.1 Other Liability - occurrence												
17.2 Other Liability - claims made												
17.3 Excess workers' compensation												
18. Products liability												
19.1 Private passenger auto no-fault (personal injury protection)	3,990	4,009		861	7,446	10,678	6,810	193	187	51	220	105
19.2 Other private passenger auto liability	106,735	108,749		20,214	112,292	80,064	50,616	707	(124)	7,702	5,900	2,773
19.3 Commercial auto no-fault (personal injury protection)												
19.4 Other commercial auto liability												
21.1 Private passenger auto physical damage	132,227	133,676		25,450	40,284	39,643	2,869	15	(19)	199	7,239	3,382
21.2 Commercial auto physical damage												
22. Aircraft (all perils)												
23. Fidelity												
24. Surety												
26. Burglary and theft												
27. Boiler and machinery												
28. Credit												
30. Warranty												
34. Aggregate write-ins for other lines of business												
35. TOTALS (a)	242,952	246,434		46,525	160,022	130,385	60,295	915	44	7,952	13,359	6,260
DETAILS OF WRITE-INS												
3401.												
3402.												
3403.												
3498. Summary of remaining write-ins for Line 34 from overflow page												
3499. Totals (Lines 3401 thru 3403 plus 3498)(Line 34 above)												

(a) Finance and service charges not included in Lines 1 to 35 \$480

(b) For health business on indicated lines report: Number of persons insured under PPO managed care products and number of persons insured under indemnity only products

19.DC



ANNUAL STATEMENT FOR THE YEAR 2012 OF THE NATIONWIDE GENERAL INSURANCE COMPANY

EXHIBIT OF PREMIUMS AND LOSSES (Statutory Page 14)

NAIC Group Code 0140

Direct Business in the state of Florida

During the Year 2012

NAIC Company Code 23760

Line of Business	Gross Premiums, Including Policy and Membership Fees, Less Return Premiums and Premiums on Policies not Taken		3 Dividends Paid or Credited to Policyholders on Direct Business	4 Direct Unearned Premium Reserves	5 Direct Losses Paid (deducting salvage)	6 Direct Losses Incurred	7 Direct Losses Unpaid	8 Direct Defense and Cost Containment Expense Paid	9 Direct Defense and Cost Containment Expense Incurred	10 Direct Defense and Cost Containment Expense Unpaid	11 Commissions and Brokerage Expenses	12 Taxes, Licenses and Fees
	1 Direct Premiums Written	2 Direct Premiums Earned										
1. Fire												
2.1 Allied lines												
2.2 Multiple peril crop												
2.3 Federal flood												
3. Farmowners multiple peril												
4. Homeowners multiple peril												
5.1 Commercial multiple peril (non-liability portion)												
5.2 Commercial multiple peril (liability portion)												
6. Mortgage guaranty												
8. Ocean marine												
9. Inland marine												
10. Financial guaranty												
11. Medical professional liability												
12. Earthquake												
13. Group accident and health (b)												
14. Credit accident and health (group and individual)												
15.1 Collectively renewable accident and health (b)												
15.2 Non-cancelable accident and health(b)												
15.3 Guaranteed renewable accident and health(b)												
15.4 Non-renewable for stated reasons only (b)												
15.5 Other accident only												
15.6 Medicare Title XVIII exempt from state taxes or fees												
15.7 All other accident and health (b)												
15.8 Federal employees health benefits program premium (b)												
16. Workers' compensation												
17.1 Other Liability - occurrence						(16)				(55)		
17.2 Other Liability - claims made												
17.3 Excess workers' compensation												
18. Products liability												
19.1 Private passenger auto no-fault (personal injury protection)					319,536	(663,196)	289,394	163,456	140,222	22,225	.1	.1
19.2 Other private passenger auto liability					2,188,395	879,609	2,641,926	448,073	(106,491)	660,592	8	(9,121)
19.3 Commercial auto no-fault (personal injury protection)												
19.4 Other commercial auto liability												
21.1 Private passenger auto physical damage	(3,394)	(3,394)			(28,573)	(15,916)	(111,342)	13,920	(36,707)	37,318	(535)	(51)
21.2 Commercial auto physical damage												
22. Aircraft (all perils)												
23. Fidelity												
24. Surety												
26. Burglary and theft												
27. Boiler and machinery												
28. Credit												
30. Warranty												
34. Aggregate write-ins for other lines of business												
35. TOTALS (a)	(3,394)	(3,394)			2,479,358	200,481	2,819,978	625,449	(2,976)	720,080	(526)	(9,171)
DETAILS OF WRITE-INS												
3401.												
3402.												
3403.												
3498. Summary of remaining write-ins for Line 34 from overflow page												
3499. Totals (Lines 3401 thru 3403 plus 3498)(Line 34 above)												

(a) Finance and service charges not included in Lines 1 to 35 \$

(b) For health business on indicated lines report: Number of persons insured under PPO managed care products and number of persons insured under indemnity only products

19.FL



ANNUAL STATEMENT FOR THE YEAR 2012 OF THE NATIONWIDE GENERAL INSURANCE COMPANY

EXHIBIT OF PREMIUMS AND LOSSES (Statutory Page 14)

NAIC Group Code 0140

Direct Business in the state of Georgia

During the Year 2012

NAIC Company Code 23760

Line of Business	Gross Premiums, Including Policy and Membership Fees, Less Return Premiums and Premiums on Policies not Taken		3 Dividends Paid or Credited to Policyholders on Direct Business	4 Direct Unearned Premium Reserves	5 Direct Losses Paid (deducting salvage)	6 Direct Losses Incurred	7 Direct Losses Unpaid	8 Direct Defense and Cost Containment Expense Paid	9 Direct Defense and Cost Containment Expense Incurred	10 Direct Defense and Cost Containment Expense Unpaid	11 Commissions and Brokerage Expenses	12 Taxes, Licenses and Fees
	1 Direct Premiums Written	2 Direct Premiums Earned										
1. Fire												
2.1 Allied lines												
2.2 Multiple peril crop												
2.3 Federal flood												
3. Farmowners multiple peril												
4. Homeowners multiple peril												
5.1 Commercial multiple peril (non-liability portion)												
5.2 Commercial multiple peril (liability portion)												
6. Mortgage guaranty												
8. Ocean marine												
9. Inland marine												
10. Financial guaranty												
11. Medical professional liability												
12. Earthquake												
13. Group accident and health (b)												
14. Credit accident and health (group and individual)												
15.1 Collectively renewable accident and health (b)												
15.2 Non-cancelable accident and health(b)												
15.3 Guaranteed renewable accident and health(b)												
15.4 Non-renewable for stated reasons only (b)												
15.5 Other accident only												
15.6 Medicare Title XVIII exempt from state taxes or fees												
15.7 All other accident and health (b)												
15.8 Federal employees health benefits program premium (b)												
16. Workers' compensation												
17.1 Other Liability - occurrence												
17.2 Other Liability - claims made												
17.3 Excess workers' compensation												
18. Products liability												
19.1 Private passenger auto no-fault (personal injury protection)												
19.2 Other private passenger auto liability	54,192	95,326		67	195,211	253,069	415,568	4,281	1,083	8,566	7,587	6,387
19.3 Commercial auto no-fault (personal injury protection)												
19.4 Other commercial auto liability												
21.1 Private passenger auto physical damage	113,340	191,172		142	52,384	39,947	(4,696)		(223)	354	15,635	10,852
21.2 Commercial auto physical damage												
22. Aircraft (all perils)												
23. Fidelity												
24. Surety												
26. Burglary and theft												
27. Boiler and machinery												
28. Credit												
30. Warranty												
34. Aggregate write-ins for other lines of business												
35. TOTALS (a)	167,532	286,498		209	247,595	293,016	410,872	4,281	860	8,920	23,222	17,239
DETAILS OF WRITE-INS												
3401.												
3402.												
3403.												
3498. Summary of remaining write-ins for Line 34 from overflow page												
3499. Totals (Lines 3401 thru 3403 plus 3498)(Line 34 above)												

(a) Finance and service charges not included in Lines 1 to 35 \$405

(b) For health business on indicated lines report: Number of persons insured under PPO managed care products and number of persons insured under indemnity only products

19.GA



ANNUAL STATEMENT FOR THE YEAR 2012 OF THE NATIONWIDE GENERAL INSURANCE COMPANY

EXHIBIT OF PREMIUMS AND LOSSES (Statutory Page 14)

NAIC Group Code 0140

Direct Business in the state of Idaho

During the Year 2012

NAIC Company Code 23760

Line of Business	Gross Premiums, Including Policy and Membership Fees, Less Return Premiums and Premiums on Policies not Taken		3 Dividends Paid or Credited to Policyholders on Direct Business	4 Direct Unearned Premium Reserves	5 Direct Losses Paid (deducting salvage)	6 Direct Losses Incurred	7 Direct Losses Unpaid	8 Direct Defense and Cost Containment Expense Paid	9 Direct Defense and Cost Containment Expense Incurred	10 Direct Defense and Cost Containment Expense Unpaid	11 Commissions and Brokerage Expenses	12 Taxes, Licenses and Fees
	1 Direct Premiums Written	2 Direct Premiums Earned										
1. Fire												
2.1 Allied lines												
2.2 Multiple peril crop												
2.3 Federal flood												
3. Farmowners multiple peril												
4. Homeowners multiple peril												
5.1 Commercial multiple peril (non-liability portion)												
5.2 Commercial multiple peril (liability portion)												
6. Mortgage guaranty												
8. Ocean marine												
9. Inland marine												
10. Financial guaranty												
11. Medical professional liability												
12. Earthquake												
13. Group accident and health (b)												
14. Credit accident and health (group and individual)												
15.1 Collectively renewable accident and health (b)												
15.2 Non-cancelable accident and health(b)												
15.3 Guaranteed renewable accident and health(b)												
15.4 Non-renewable for stated reasons only (b)												
15.5 Other accident only												
15.6 Medicare Title XVIII exempt from state taxes or fees												
15.7 All other accident and health (b)												
15.8 Federal employees health benefits program premium (b)												
16. Workers' compensation												
17.1 Other Liability - occurrence												
17.2 Other Liability - claims made												
17.3 Excess workers' compensation												
18. Products liability												
19.1 Private passenger auto no-fault (personal injury protection)												
19.2 Other private passenger auto liability												
19.3 Commercial auto no-fault (personal injury protection)												
19.4 Other commercial auto liability												
21.1 Private passenger auto physical damage												
21.2 Commercial auto physical damage												
22. Aircraft (all perils)												
23. Fidelity												
24. Surety												
26. Burglary and theft												
27. Boiler and machinery												
28. Credit												
30. Warranty												
34. Aggregate write-ins for other lines of business												
35. TOTALS (a)												
3401. DETAILS OF WRITE-INS												
3402.												
3403.												
3498. Summary of remaining write-ins for Line 34 from overflow page												
3499. Totals (Lines 3401 thru 3403 plus 3498)(Line 34 above)												

NONE

(a) Finance and service charges not included in Lines 1 to 35 \$

(b) For health business on indicated lines report: Number of persons insured under PPO managed care products and number of persons insured under indemnity only products

19.1D



ANNUAL STATEMENT FOR THE YEAR 2012 OF THE NATIONWIDE GENERAL INSURANCE COMPANY

EXHIBIT OF PREMIUMS AND LOSSES (Statutory Page 14)

NAIC Group Code 0140

Direct Business in the state of Illinois

During the Year 2012

NAIC Company Code 23760

Line of Business	Gross Premiums, Including Policy and Membership Fees, Less Return Premiums and Premiums on Policies not Taken		3 Dividends Paid or Credited to Policyholders on Direct Business	4 Direct Unearned Premium Reserves	5 Direct Losses Paid (deducting salvage)	6 Direct Losses Incurred	7 Direct Losses Unpaid	8 Direct Defense and Cost Containment Expense Paid	9 Direct Defense and Cost Containment Expense Incurred	10 Direct Defense and Cost Containment Expense Unpaid	11 Commissions and Brokerage Expenses	12 Taxes, Licenses and Fees
	1 Direct Premiums Written	2 Direct Premiums Earned										
1. Fire												
2.1 Allied lines												
2.2 Multiple peril crop												
2.3 Federal flood												
3. Farmowners multiple peril												
4. Homeowners multiple peril												
5.1 Commercial multiple peril (non-liability portion)												
5.2 Commercial multiple peril (liability portion)												
6. Mortgage guaranty												
8. Ocean marine												
9. Inland marine												
10. Financial guaranty												
11. Medical professional liability												
12. Earthquake												
13. Group accident and health (b)												
14. Credit accident and health (group and individual)												
15.1 Collectively renewable accident and health (b)												
15.2 Non-cancelable accident and health(b)												
15.3 Guaranteed renewable accident and health(b)												
15.4 Non-renewable for stated reasons only (b)												
15.5 Other accident only												
15.6 Medicare Title XVIII exempt from state taxes or fees												
15.7 All other accident and health (b)												
15.8 Federal employees health benefits program premium (b)												
16. Workers' compensation												
17.1 Other Liability - occurrence												
17.2 Other Liability - claims made												
17.3 Excess workers' compensation												
18. Products liability												
19.1 Private passenger auto no-fault (personal injury protection)												
19.2 Other private passenger auto liability						(36)	(292)	(338)	164			9,037
19.3 Commercial auto no-fault (personal injury protection)												
19.4 Other commercial auto liability												
21.1 Private passenger auto physical damage						163	(621)					
21.2 Commercial auto physical damage												
22. Aircraft (all perils)												
23. Fidelity												
24. Surety												
26. Burglary and theft												
27. Boiler and machinery												
28. Credit												
30. Warranty												
34. Aggregate write-ins for other lines of business												
35. TOTALS (a)						127	(913)	(338)	164			9,037
DETAILS OF WRITE-INS												
3401.												
3402.												
3403.												
3498. Summary of remaining write-ins for Line 34 from overflow page												
3499. Totals (Lines 3401 thru 3403 plus 3498)(Line 34 above)												

(a) Finance and service charges not included in Lines 1 to 35 \$

(b) For health business on indicated lines report: Number of persons insured under PPO managed care products and number of persons insured under indemnity only products

19.1L



ANNUAL STATEMENT FOR THE YEAR 2012 OF THE NATIONWIDE GENERAL INSURANCE COMPANY

EXHIBIT OF PREMIUMS AND LOSSES (Statutory Page 14)

NAIC Group Code 0140

Direct Business in the state of Indiana

During the Year 2012

NAIC Company Code 23760

Line of Business	Gross Premiums, Including Policy and Membership Fees, Less Return Premiums and Premiums on Policies not Taken		3 Dividends Paid or Credited to Policyholders on Direct Business	4 Direct Unearned Premium Reserves	5 Direct Losses Paid (deducting salvage)	6 Direct Losses Incurred	7 Direct Losses Unpaid	8 Direct Defense and Cost Containment Expense Paid	9 Direct Defense and Cost Containment Expense Incurred	10 Direct Defense and Cost Containment Expense Unpaid	11 Commissions and Brokerage Expenses	12 Taxes, Licenses and Fees
	1 Direct Premiums Written	2 Direct Premiums Earned										
1. Fire												
2.1 Allied lines												
2.2 Multiple peril crop												
2.3 Federal flood												
3. Farmowners multiple peril												
4. Homeowners multiple peril												
5.1 Commercial multiple peril (non-liability portion)												
5.2 Commercial multiple peril (liability portion)												
6. Mortgage guaranty												
8. Ocean marine												
9. Inland marine												
10. Financial guaranty												
11. Medical professional liability												
12. Earthquake												
13. Group accident and health (b)												
14. Credit accident and health (group and individual)												
15.1 Collectively renewable accident and health (b)												
15.2 Non-cancelable accident and health(b)												
15.3 Guaranteed renewable accident and health(b)												
15.4 Non-renewable for stated reasons only (b)												
15.5 Other accident only												
15.6 Medicare Title XVIII exempt from state taxes or fees												
15.7 All other accident and health (b)												
15.8 Federal employees health benefits program premium (b)												
16. Workers' compensation												
17.1 Other Liability - occurrence												
17.2 Other Liability - claims made												
17.3 Excess workers' compensation												
18. Products liability												
19.1 Private passenger auto no-fault (personal injury protection)												
19.2 Other private passenger auto liability						5	(83)		(69)	17		40
19.3 Commercial auto no-fault (personal injury protection)												
19.4 Other commercial auto liability												
21.1 Private passenger auto physical damage						52	(203)					
21.2 Commercial auto physical damage												
22. Aircraft (all perils)												
23. Fidelity												
24. Surety												
26. Burglary and theft												
27. Boiler and machinery												
28. Credit												
30. Warranty												
34. Aggregate write-ins for other lines of business												
35. TOTALS (a)						57	(286)		(69)	17		40
DETAILS OF WRITE-INS												
3401.												
3402.												
3403.												
3498. Summary of remaining write-ins for Line 34 from overflow page												
3499. Totals (Lines 3401 thru 3403 plus 3498)(Line 34 above)												

(a) Finance and service charges not included in Lines 1 to 35 \$

(b) For health business on indicated lines report: Number of persons insured under PPO managed care products and number of persons insured under indemnity only products

19.1N



ANNUAL STATEMENT FOR THE YEAR 2012 OF THE NATIONWIDE GENERAL INSURANCE COMPANY

EXHIBIT OF PREMIUMS AND LOSSES (Statutory Page 14)

NAIC Group Code 0140

Direct Business in the state of Iowa

During the Year 2012

NAIC Company Code 23760

Line of Business	Gross Premiums, Including Policy and Membership Fees, Less Return Premiums and Premiums on Policies not Taken		3 Dividends Paid or Credited to Policyholders on Direct Business	4 Direct Unearned Premium Reserves	5 Direct Losses Paid (deducting salvage)	6 Direct Losses Incurred	7 Direct Losses Unpaid	8 Direct Defense and Cost Containment Expense Paid	9 Direct Defense and Cost Containment Expense Incurred	10 Direct Defense and Cost Containment Expense Unpaid	11 Commissions and Brokerage Expenses	12 Taxes, Licenses and Fees
	1 Direct Premiums Written	2 Direct Premiums Earned										
1. Fire												
2.1 Allied lines												
2.2 Multiple peril crop												
2.3 Federal flood												
3. Farmowners multiple peril												
4. Homeowners multiple peril												
5.1 Commercial multiple peril (non-liability portion)												
5.2 Commercial multiple peril (liability portion)												
6. Mortgage guaranty												
8. Ocean marine												
9. Inland marine												
10. Financial guaranty												
11. Medical professional liability												
12. Earthquake												
13. Group accident and health (b)												
14. Credit accident and health (group and individual)												
15.1 Collectively renewable accident and health (b)												
15.2 Non-cancelable accident and health(b)												
15.3 Guaranteed renewable accident and health(b)												
15.4 Non-renewable for stated reasons only (b)												
15.5 Other accident only												
15.6 Medicare Title XVIII exempt from state taxes or fees												
15.7 All other accident and health (b)												
15.8 Federal employees health benefits program premium (b)												
16. Workers' compensation												
17.1 Other Liability - occurrence												
17.2 Other Liability - claims made												
17.3 Excess workers' compensation												
18. Products liability												
19.1 Private passenger auto no-fault (personal injury protection)												
19.2 Other private passenger auto liability												1,249
19.3 Commercial auto no-fault (personal injury protection)												
19.4 Other commercial auto liability												
21.1 Private passenger auto physical damage												
21.2 Commercial auto physical damage												
22. Aircraft (all perils)												
23. Fidelity												
24. Surety												
26. Burglary and theft												
27. Boiler and machinery												
28. Credit												
30. Warranty												
34. Aggregate write-ins for other lines of business												
35. TOTALS (a)												1,249
DETAILS OF WRITE-INS												
3401.												
3402.												
3403.												
3498. Summary of remaining write-ins for Line 34 from overflow page												
3499. Totals (Lines 3401 thru 3403 plus 3498)(Line 34 above)												

(a) Finance and service charges not included in Lines 1 to 35 \$

(b) For health business on indicated lines report: Number of persons insured under PPO managed care products and number of persons insured under indemnity only products

191A



ANNUAL STATEMENT FOR THE YEAR 2012 OF THE NATIONWIDE GENERAL INSURANCE COMPANY

EXHIBIT OF PREMIUMS AND LOSSES (Statutory Page 14)

NAIC Group Code 0140

Direct Business in the state of Kansas

During the Year 2012

NAIC Company Code 23760

Line of Business	Gross Premiums, Including Policy and Membership Fees, Less Return Premiums and Premiums on Policies not Taken		3 Dividends Paid or Credited to Policyholders on Direct Business	4 Direct Unearned Premium Reserves	5 Direct Losses Paid (deducting salvage)	6 Direct Losses Incurred	7 Direct Losses Unpaid	8 Direct Defense and Cost Containment Expense Paid	9 Direct Defense and Cost Containment Expense Incurred	10 Direct Defense and Cost Containment Expense Unpaid	11 Commissions and Brokerage Expenses	12 Taxes, Licenses and Fees
	1 Direct Premiums Written	2 Direct Premiums Earned										
1. Fire												
2.1 Allied lines												
2.2 Multiple peril crop												
2.3 Federal flood												
3. Farmowners multiple peril												
4. Homeowners multiple peril												
5.1 Commercial multiple peril (non-liability portion)												
5.2 Commercial multiple peril (liability portion)												
6. Mortgage guaranty												
8. Ocean marine												
9. Inland marine												
10. Financial guaranty												
11. Medical professional liability												
12. Earthquake												
13. Group accident and health (b)												
14. Credit accident and health (group and individual)												
15.1 Collectively renewable accident and health (b)												
15.2 Non-cancelable accident and health(b)												
15.3 Guaranteed renewable accident and health(b)												
15.4 Non-renewable for stated reasons only (b)												
15.5 Other accident only												
15.6 Medicare Title XVIII exempt from state taxes or fees												
15.7 All other accident and health (b)												
15.8 Federal employees health benefits program premium (b)												
16. Workers' compensation												
17.1 Other Liability - occurrence												
17.2 Other Liability - claims made												
17.3 Excess workers' compensation												
18. Products liability												
19.1 Private passenger auto no-fault (personal injury protection)												
19.2 Other private passenger auto liability												
19.3 Commercial auto no-fault (personal injury protection)												
19.4 Other commercial auto liability												
21.1 Private passenger auto physical damage												
21.2 Commercial auto physical damage												
22. Aircraft (all perils)												
23. Fidelity												
24. Surety												
26. Burglary and theft												
27. Boiler and machinery												
28. Credit												
30. Warranty												
34. Aggregate write-ins for other lines of business												
35. TOTALS (a)												
3401. DETAILS OF WRITE-INS												
3402.												
3403.												
3498. Summary of remaining write-ins for Line 34 from overflow page												
3499. Totals (Lines 3401 thru 3403 plus 3498)(Line 34 above)												

NONE

(a) Finance and service charges not included in Lines 1 to 35 \$
(b) For health business on indicated lines report: Number of persons insured under PPO managed care products and number of persons insured under indemnity only products

19 KS



ANNUAL STATEMENT FOR THE YEAR 2012 OF THE NATIONWIDE GENERAL INSURANCE COMPANY

EXHIBIT OF PREMIUMS AND LOSSES (Statutory Page 14)

NAIC Group Code 0140

Direct Business in the state of Kentucky

During the Year 2012

NAIC Company Code 23760

Line of Business	Gross Premiums, Including Policy and Membership Fees, Less Return Premiums and Premiums on Policies not Taken		3 Dividends Paid or Credited to Policyholders on Direct Business	4 Direct Unearned Premium Reserves	5 Direct Losses Paid (deducting salvage)	6 Direct Losses Incurred	7 Direct Losses Unpaid	8 Direct Defense and Cost Containment Expense Paid	9 Direct Defense and Cost Containment Expense Incurred	10 Direct Defense and Cost Containment Expense Unpaid	11 Commissions and Brokerage Expenses	12 Taxes, Licenses and Fees
	1 Direct Premiums Written	2 Direct Premiums Earned										
1. Fire												
2.1 Allied lines												
2.2 Multiple peril crop												
2.3 Federal flood												
3. Farmowners multiple peril												
4. Homeowners multiple peril												
5.1 Commercial multiple peril (non-liability portion)												
5.2 Commercial multiple peril (liability portion)												
6. Mortgage guaranty												
8. Ocean marine												
9. Inland marine												
10. Financial guaranty												
11. Medical professional liability												
12. Earthquake												
13. Group accident and health (b)												
14. Credit accident and health (group and individual)												
15.1 Collectively renewable accident and health (b)												
15.2 Non-cancelable accident and health(b)												
15.3 Guaranteed renewable accident and health(b)												
15.4 Non-renewable for stated reasons only (b)												
15.5 Other accident only												
15.6 Medicare Title XVIII exempt from state taxes or fees												
15.7 All other accident and health (b)												
15.8 Federal employees health benefits program premium (b)												
16. Workers' compensation												
17.1 Other Liability - occurrence	432	469		95		(88)	142		(14)	(14)	59	24
17.2 Other Liability - claims made												
17.3 Excess workers' compensation												
18. Products liability												
19.1 Private passenger auto no-fault (personal injury protection)	3,636,518	3,864,655		802,448	2,460,418	2,624,827	(735,455)	49,005	40,524	57,595	523,502	194,112
19.2 Other private passenger auto liability	11,787,881	12,558,974		2,599,612	10,344,659	6,796,153	10,491,686	525,205	340,106	1,062,413	1,698,650	628,192
19.3 Commercial auto no-fault (personal injury protection)												
19.4 Other commercial auto liability												
21.1 Private passenger auto physical damage	6,472,538	6,962,527		1,400,255	6,382,519	6,267,627	143,128	8,257	5,550	11,893	932,045	343,946
21.2 Commercial auto physical damage												
22. Aircraft (all perils)												
23. Fidelity												
24. Surety												
26. Burglary and theft												
27. Boiler and machinery												
28. Credit												
30. Warranty												
34. Aggregate write-ins for other lines of business												
35. TOTALS (a)	21,897,369	23,386,625		4,802,410	19,187,596	15,688,519	9,899,501	582,467	386,166	1,131,887	3,154,256	1,166,274
DETAILS OF WRITE-INS												
3401.												
3402.												
3403.												
3498. Summary of remaining write-ins for Line 34 from overflow page												
3499. Totals (Lines 3401 thru 3403 plus 3498)(Line 34 above)												

(a) Finance and service charges not included in Lines 1 to 35 \$164,165

(b) For health business on indicated lines report: Number of persons insured under PPO managed care products and number of persons insured under indemnity only products

19 KY



ANNUAL STATEMENT FOR THE YEAR 2012 OF THE NATIONWIDE GENERAL INSURANCE COMPANY

EXHIBIT OF PREMIUMS AND LOSSES (Statutory Page 14)

NAIC Group Code 0140

Direct Business in the state of Louisiana

During the Year 2012

NAIC Company Code 23760

Line of Business	Gross Premiums, Including Policy and Membership Fees, Less Return Premiums and Premiums on Policies not Taken		3 Dividends Paid or Credited to Policyholders on Direct Business	4 Direct Unearned Premium Reserves	5 Direct Losses Paid (deducting salvage)	6 Direct Losses Incurred	7 Direct Losses Unpaid	8 Direct Defense and Cost Containment Expense Paid	9 Direct Defense and Cost Containment Expense Incurred	10 Direct Defense and Cost Containment Expense Unpaid	11 Commissions and Brokerage Expenses	12 Taxes, Licenses and Fees
	1 Direct Premiums Written	2 Direct Premiums Earned										
1. Fire												
2.1 Allied lines												
2.2 Multiple peril crop												
2.3 Federal flood												
3. Farmowners multiple peril												
4. Homeowners multiple peril												
5.1 Commercial multiple peril (non-liability portion)												
5.2 Commercial multiple peril (liability portion)												
6. Mortgage guaranty												
8. Ocean marine												
9. Inland marine												
10. Financial guaranty												
11. Medical professional liability												
12. Earthquake												
13. Group accident and health (b)												
14. Credit accident and health (group and individual)												
15.1 Collectively renewable accident and health (b)												
15.2 Non-cancelable accident and health(b)												
15.3 Guaranteed renewable accident and health(b)												
15.4 Non-renewable for stated reasons only (b)												
15.5 Other accident only												
15.6 Medicare Title XVIII exempt from state taxes or fees												
15.7 All other accident and health (b)												
15.8 Federal employees health benefits program premium (b)												
16. Workers' compensation												
17.1 Other Liability - occurrence												
17.2 Other Liability - claims made												
17.3 Excess workers' compensation												
18. Products liability												
19.1 Private passenger auto no-fault (personal injury protection)												
19.2 Other private passenger auto liability												
19.3 Commercial auto no-fault (personal injury protection)												
19.4 Other commercial auto liability												
21.1 Private passenger auto physical damage												
21.2 Commercial auto physical damage												
22. Aircraft (all perils)												
23. Fidelity												
24. Surety												
26. Burglary and theft												
27. Boiler and machinery												
28. Credit												
30. Warranty												
34. Aggregate write-ins for other lines of business												
35. TOTALS (a)												
DETAILS OF WRITE-INS												
3401.												
3402.												
3403.												
3498. Summary of remaining write-ins for Line 34 from overflow page												
3499. Totals (Lines 3401 thru 3403 plus 3498)(Line 34 above)												

NONE

(a) Finance and service charges not included in Lines 1 to 35 \$
 (b) For health business on indicated lines report: Number of persons insured under PPO managed care products and number of persons insured under indemnity only products

19.LA



ANNUAL STATEMENT FOR THE YEAR 2012 OF THE NATIONWIDE GENERAL INSURANCE COMPANY

EXHIBIT OF PREMIUMS AND LOSSES (Statutory Page 14)

NAIC Group Code 0140

Direct Business in the state of Maine

During the Year 2012

NAIC Company Code 23760

Line of Business	Gross Premiums, Including Policy and Membership Fees, Less Return Premiums and Premiums on Policies not Taken		3 Dividends Paid or Credited to Policyholders on Direct Business	4 Direct Unearned Premium Reserves	5 Direct Losses Paid (deducting salvage)	6 Direct Losses Incurred	7 Direct Losses Unpaid	8 Direct Defense and Cost Containment Expense Paid	9 Direct Defense and Cost Containment Expense Incurred	10 Direct Defense and Cost Containment Expense Unpaid	11 Commissions and Brokerage Expenses	12 Taxes, Licenses and Fees
	1 Direct Premiums Written	2 Direct Premiums Earned										
1. Fire												
2.1 Allied lines												
2.2 Multiple peril crop												
2.3 Federal flood												
3. Farmowners multiple peril												
4. Homeowners multiple peril												
5.1 Commercial multiple peril (non-liability portion)												
5.2 Commercial multiple peril (liability portion)												
6. Mortgage guaranty												
8. Ocean marine												
9. Inland marine												
10. Financial guaranty												
11. Medical professional liability												
12. Earthquake												
13. Group accident and health (b)												
14. Credit accident and health (group and individual)												
15.1 Collectively renewable accident and health (b)												
15.2 Non-cancelable accident and health(b)												
15.3 Guaranteed renewable accident and health(b)												
15.4 Non-renewable for stated reasons only (b)												
15.5 Other accident only												
15.6 Medicare Title XVIII exempt from state taxes or fees												
15.7 All other accident and health (b)												
15.8 Federal employees health benefits program premium (b)												
16. Workers' compensation												
17.1 Other Liability - occurrence	98	90		35		6	22		(1)		8	2
17.2 Other Liability - claims made												
17.3 Excess workers' compensation												
18. Products liability												
19.1 Private passenger auto no-fault (personal injury protection)												
19.2 Other private passenger auto liability	1,792,184	1,785,234		444,966	1,084,442	857,514	1,378,575	7,472	8,806	95,530	242,530	33,283
19.3 Commercial auto no-fault (personal injury protection)												
19.4 Other commercial auto liability												
21.1 Private passenger auto physical damage	1,100,413	1,115,642		265,343	598,469	589,234	28,336	389	693	3,093	136,474	20,332
21.2 Commercial auto physical damage												
22. Aircraft (all perils)												
23. Fidelity												
24. Surety												
26. Burglary and theft	190	218		38							19	3
27. Boiler and machinery												
28. Credit												
30. Warranty												
34. Aggregate write-ins for other lines of business												
35. TOTALS (a)	2,892,885	2,901,184		710,382	1,682,911	1,446,754	1,406,933	7,861	9,498	98,623	379,031	53,620
DETAILS OF WRITE-INS												
3401.												
3402.												
3403.												
3498. Summary of remaining write-ins for Line 34 from overflow page												
3499. Totals (Lines 3401 thru 3403 plus 3498)(Line 34 above)												

(a) Finance and service charges not included in Lines 1 to 35 \$ 50,211

(b) For health business on indicated lines report: Number of persons insured under PPO managed care products and number of persons insured under indemnity only products

19 ME



ANNUAL STATEMENT FOR THE YEAR 2012 OF THE NATIONWIDE GENERAL INSURANCE COMPANY

EXHIBIT OF PREMIUMS AND LOSSES (Statutory Page 14)

NAIC Group Code 0140

Direct Business in the state of Maryland

During the Year 2012

NAIC Company Code 23760

Line of Business	Gross Premiums, Including Policy and Membership Fees, Less Return Premiums and Premiums on Policies not Taken		3 Dividends Paid or Credited to Policyholders on Direct Business	4 Direct Unearned Premium Reserves	5 Direct Losses Paid (deducting salvage)	6 Direct Losses Incurred	7 Direct Losses Unpaid	8 Direct Defense and Cost Containment Expense Paid	9 Direct Defense and Cost Containment Expense Incurred	10 Direct Defense and Cost Containment Expense Unpaid	11 Commissions and Brokerage Expenses	12 Taxes, Licenses and Fees
	1 Direct Premiums Written	2 Direct Premiums Earned										
1. Fire												
2.1 Allied lines												
2.2 Multiple peril crop												
2.3 Federal flood												
3. Farmowners multiple peril												
4. Homeowners multiple peril	1,549,371	200,266		1,349,105	42,677	119,696	77,019	685	3,582	2,897	245,541	31,115
5.1 Commercial multiple peril (non-liability portion)												
5.2 Commercial multiple peril (liability portion)												
6. Mortgage guaranty												
8. Ocean marine												
9. Inland marine	11,113	1,352		9,761		101	101		4	4	1,641	222
10. Financial guaranty												
11. Medical professional liability												
12. Earthquake	9,058	1,157		7,901	1	211	209		15	15	1,095	181
13. Group accident and health (b)												
14. Credit accident and health (group and individual)												
15.1 Collectively renewable accident and health (b)												
15.2 Non-cancelable accident and health(b)												
15.3 Guaranteed renewable accident and health(b)												
15.4 Non-renewable for stated reasons only (b)												
15.5 Other accident only												
15.6 Medicare Title XVIII exempt from state taxes or fees												
15.7 All other accident and health (b)												
15.8 Federal employees health benefits program premium (b)												
16. Workers' compensation												
17.1 Other Liability - occurrence												
17.2 Other Liability - claims made												
17.3 Excess workers' compensation												
18. Products liability												
19.1 Private passenger auto no-fault (personal injury protection)	10,050,148	10,575,641		2,359,562	7,897,465	7,334,431	2,387,504	121,404	122,595	138,196	1,258,162	187,788
19.2 Other private passenger auto liability	56,205,834	59,048,992		13,100,055	45,280,245	41,584,405	42,919,110	1,349,191	1,554,968	3,436,429	7,057,833	1,040,958
19.3 Commercial auto no-fault (personal injury protection)												
19.4 Other commercial auto liability												
21.1 Private passenger auto physical damage	36,444,439	37,808,086		8,593,852	27,343,924	26,928,536	969,507	120,772	115,943	55,454	4,491,915	679,746
21.2 Commercial auto physical damage												
22. Aircraft (all perils)												
23. Fidelity												
24. Surety												
26. Burglary and theft												
27. Boiler and machinery												
28. Credit												
30. Warranty												
34. Aggregate write-ins for other lines of business												
35. TOTALS (a)	104,269,963	107,635,494		25,420,236	80,564,312	75,967,380	46,353,450	1,592,052	1,797,107	3,632,995	13,056,187	1,940,010
DETAILS OF WRITE-INS												
3401.												
3402.												
3403.												
3498. Summary of remaining write-ins for Line 34 from overflow page												
3499. Totals (Lines 3401 thru 3403 plus 3498)(Line 34 above)												

(a) Finance and service charges not included in Lines 1 to 35 \$ 1,309,251

(b) For health business on indicated lines report: Number of persons insured under PPO managed care products and number of persons insured under indemnity only products

19 MD



ANNUAL STATEMENT FOR THE YEAR 2012 OF THE NATIONWIDE GENERAL INSURANCE COMPANY

EXHIBIT OF PREMIUMS AND LOSSES (Statutory Page 14)

NAIC Group Code 0140

Direct Business in the state of Michigan

During the Year 2012

NAIC Company Code 23760

Line of Business	Gross Premiums, Including Policy and Membership Fees, Less Return Premiums and Premiums on Policies not Taken		3 Dividends Paid or Credited to Policyholders on Direct Business	4 Direct Unearned Premium Reserves	5 Direct Losses Paid (deducting salvage)	6 Direct Losses Incurred	7 Direct Losses Unpaid	8 Direct Defense and Cost Containment Expense Paid	9 Direct Defense and Cost Containment Expense Incurred	10 Direct Defense and Cost Containment Expense Unpaid	11 Commissions and Brokerage Expenses	12 Taxes, Licenses and Fees
	1 Direct Premiums Written	2 Direct Premiums Earned										
1. Fire												
2.1 Allied lines												
2.2 Multiple peril crop												
2.3 Federal flood												
3. Farmowners multiple peril												
4. Homeowners multiple peril												
5.1 Commercial multiple peril (non-liability portion)												
5.2 Commercial multiple peril (liability portion)												
6. Mortgage guaranty												
8. Ocean marine												
9. Inland marine												
10. Financial guaranty												
11. Medical professional liability												
12. Earthquake												
13. Group accident and health (b)												
14. Credit accident and health (group and individual)												
15.1 Collectively renewable accident and health (b)												
15.2 Non-cancelable accident and health(b)												
15.3 Guaranteed renewable accident and health(b)												
15.4 Non-renewable for stated reasons only (b)												
15.5 Other accident only												
15.6 Medicare Title XVIII exempt from state taxes or fees												
15.7 All other accident and health (b)												
15.8 Federal employees health benefits program premium (b)												
16. Workers' compensation												
17.1 Other Liability - occurrence												
17.2 Other Liability - claims made												
17.3 Excess workers' compensation												
18. Products liability												
19.1 Private passenger auto no-fault (personal injury protection)												
19.2 Other private passenger auto liability												275
19.3 Commercial auto no-fault (personal injury protection)												
19.4 Other commercial auto liability												
21.1 Private passenger auto physical damage												
21.2 Commercial auto physical damage												
22. Aircraft (all perils)												
23. Fidelity												
24. Surety												
26. Burglary and theft												
27. Boiler and machinery												
28. Credit												
30. Warranty												
34. Aggregate write-ins for other lines of business												
35. TOTALS (a)												275
DETAILS OF WRITE-INS												
3401.												
3402.												
3403.												
3498. Summary of remaining write-ins for Line 34 from overflow page												
3499. Totals (Lines 3401 thru 3403 plus 3498)(Line 34 above)												

(a) Finance and service charges not included in Lines 1 to 35 \$

(b) For health business on indicated lines report: Number of persons insured under PPO managed care products and number of persons insured under indemnity only products

19.MI



ANNUAL STATEMENT FOR THE YEAR 2012 OF THE NATIONWIDE GENERAL INSURANCE COMPANY

EXHIBIT OF PREMIUMS AND LOSSES (Statutory Page 14)

NAIC Group Code 0140

Direct Business in the state of Minnesota

During the Year 2012

NAIC Company Code 23760

Line of Business	Gross Premiums, Including Policy and Membership Fees, Less Return Premiums and Premiums on Policies not Taken		3 Dividends Paid or Credited to Policyholders on Direct Business	4 Direct Unearned Premium Reserves	5 Direct Losses Paid (deducting salvage)	6 Direct Losses Incurred	7 Direct Losses Unpaid	8 Direct Defense and Cost Containment Expense Paid	9 Direct Defense and Cost Containment Expense Incurred	10 Direct Defense and Cost Containment Expense Unpaid	11 Commissions and Brokerage Expenses	12 Taxes, Licenses and Fees
	1 Direct Premiums Written	2 Direct Premiums Earned										
1. Fire												
2.1 Allied lines												
2.2 Multiple peril crop												
2.3 Federal flood												
3. Farmowners multiple peril												
4. Homeowners multiple peril												
5.1 Commercial multiple peril (non-liability portion)												
5.2 Commercial multiple peril (liability portion)												
6. Mortgage guaranty												
8. Ocean marine												
9. Inland marine												
10. Financial guaranty												
11. Medical professional liability												
12. Earthquake												
13. Group accident and health (b)												
14. Credit accident and health (group and individual)												
15.1 Collectively renewable accident and health (b)												
15.2 Non-cancelable accident and health(b)												
15.3 Guaranteed renewable accident and health(b)												
15.4 Non-renewable for stated reasons only (b)												
15.5 Other accident only												
15.6 Medicare Title XVIII exempt from state taxes or fees												
15.7 All other accident and health (b)												
15.8 Federal employees health benefits program premium (b)												
16. Workers' compensation												
17.1 Other Liability - occurrence												
17.2 Other Liability - claims made												
17.3 Excess workers' compensation												
18. Products liability												
19.1 Private passenger auto no-fault (personal injury protection)												
19.2 Other private passenger auto liability												1,178
19.3 Commercial auto no-fault (personal injury protection)												
19.4 Other commercial auto liability												
21.1 Private passenger auto physical damage												
21.2 Commercial auto physical damage												
22. Aircraft (all perils)												
23. Fidelity												
24. Surety												
26. Burglary and theft												
27. Boiler and machinery												
28. Credit												
30. Warranty												
34. Aggregate write-ins for other lines of business												
35. TOTALS (a)												1,178
DETAILS OF WRITE-INS												
3401.												
3402.												
3403.												
3498. Summary of remaining write-ins for Line 34 from overflow page												
3499. Totals (Lines 3401 thru 3403 plus 3498)(Line 34 above)												

(a) Finance and service charges not included in Lines 1 to 35 \$

(b) For health business on indicated lines report: Number of persons insured under PPO managed care products and number of persons insured under indemnity only products

19 MN



ANNUAL STATEMENT FOR THE YEAR 2012 OF THE NATIONWIDE GENERAL INSURANCE COMPANY

EXHIBIT OF PREMIUMS AND LOSSES (Statutory Page 14)

NAIC Group Code 0140

Direct Business in the state of Mississippi

During the Year 2012

NAIC Company Code 23760

Line of Business	Gross Premiums, Including Policy and Membership Fees, Less Return Premiums and Premiums on Policies not Taken		3 Dividends Paid or Credited to Policyholders on Direct Business	4 Direct Unearned Premium Reserves	5 Direct Losses Paid (deducting salvage)	6 Direct Losses Incurred	7 Direct Losses Unpaid	8 Direct Defense and Cost Containment Expense Paid	9 Direct Defense and Cost Containment Expense Incurred	10 Direct Defense and Cost Containment Expense Unpaid	11 Commissions and Brokerage Expenses	12 Taxes, Licenses and Fees
	1 Direct Premiums Written	2 Direct Premiums Earned										
1. Fire												
2.1 Allied lines												
2.2 Multiple peril crop												
2.3 Federal flood												
3. Farmowners multiple peril												
4. Homeowners multiple peril	318,363	13,267		305,096		1,294	1,294		90	90	43,923	9,557
5.1 Commercial multiple peril (non-liability portion)												
5.2 Commercial multiple peril (liability portion)												
6. Mortgage guaranty												
8. Ocean marine												
9. Inland marine	1,983	83		1,900		7	7				261	59
10. Financial guaranty												
11. Medical professional liability												
12. Earthquake	10,857	452		10,405		44	44		3	3	1,396	326
13. Group accident and health (b)												
14. Credit accident and health (group and individual)												
15.1 Collectively renewable accident and health (b)												
15.2 Non-cancelable accident and health(b)												
15.3 Guaranteed renewable accident and health(b)												
15.4 Non-renewable for stated reasons only (b)												
15.5 Other accident only												
15.6 Medicare Title XVIII exempt from state taxes or fees												
15.7 All other accident and health (b)												
15.8 Federal employees health benefits program premium (b)												
16. Workers' compensation												
17.1 Other Liability - occurrence	22	22		1		(6)	1				2	1
17.2 Other Liability - claims made												
17.3 Excess workers' compensation												
18. Products liability												
19.1 Private passenger auto no-fault (personal injury protection)												
19.2 Other private passenger auto liability	3,896,109	4,101,331		969,943	2,468,944	1,077,310	1,864,746	116,947	54,461	297,646	338,192	86,223
19.3 Commercial auto no-fault (personal injury protection)												
19.4 Other commercial auto liability												
21.1 Private passenger auto physical damage	2,837,949	2,984,241		693,513	1,259,688	1,223,751	52,334	471	(667)	4,891	246,975	93,146
21.2 Commercial auto physical damage												
22. Aircraft (all perils)												
23. Fidelity												
24. Surety												
26. Burglary and theft												
27. Boiler and machinery												
28. Credit												
30. Warranty												
34. Aggregate write-ins for other lines of business												
35. TOTALS (a)	7,065,283	7,099,396		1,980,858	3,728,632	2,302,400	1,918,426	117,418	53,887	302,630	630,749	189,312
DETAILS OF WRITE-INS												
3401.												
3402.												
3403.												
3498. Summary of remaining write-ins for Line 34 from overflow page												
3499. Totals (Lines 3401 thru 3403 plus 3498)(Line 34 above)												

(a) Finance and service charges not included in Lines 1 to 35 \$ 7,698

(b) For health business on indicated lines report: Number of persons insured under PPO managed care products and number of persons insured under indemnity only products

19 MS



ANNUAL STATEMENT FOR THE YEAR 2012 OF THE NATIONWIDE GENERAL INSURANCE COMPANY

EXHIBIT OF PREMIUMS AND LOSSES (Statutory Page 14)

NAIC Group Code 0140

Direct Business in the state of Missouri

During the Year 2012

NAIC Company Code 23760

Line of Business	Gross Premiums, Including Policy and Membership Fees, Less Return Premiums and Premiums on Policies not Taken		3 Dividends Paid or Credited to Policyholders on Direct Business	4 Direct Unearned Premium Reserves	5 Direct Losses Paid (deducting salvage)	6 Direct Losses Incurred	7 Direct Losses Unpaid	8 Direct Defense and Cost Containment Expense Paid	9 Direct Defense and Cost Containment Expense Incurred	10 Direct Defense and Cost Containment Expense Unpaid	11 Commissions and Brokerage Expenses	12 Taxes, Licenses and Fees
	1 Direct Premiums Written	2 Direct Premiums Earned										
1. Fire												
2.1 Allied lines												
2.2 Multiple peril crop												
2.3 Federal flood												
3. Farmowners multiple peril												
4. Homeowners multiple peril												
5.1 Commercial multiple peril (non-liability portion)												
5.2 Commercial multiple peril (liability portion)												
6. Mortgage guaranty												
8. Ocean marine												
9. Inland marine												
10. Financial guaranty												
11. Medical professional liability												
12. Earthquake												
13. Group accident and health (b)												
14. Credit accident and health (group and individual)												
15.1 Collectively renewable accident and health (b)												
15.2 Non-cancelable accident and health(b)												
15.3 Guaranteed renewable accident and health(b)												
15.4 Non-renewable for stated reasons only (b)												
15.5 Other accident only												
15.6 Medicare Title XVIII exempt from state taxes or fees												
15.7 All other accident and health (b)												
15.8 Federal employees health benefits program premium (b)												
16. Workers' compensation												
17.1 Other Liability - occurrence												
17.2 Other Liability - claims made												
17.3 Excess workers' compensation												
18. Products liability												
19.1 Private passenger auto no-fault (personal injury protection)												
19.2 Other private passenger auto liability												1,500
19.3 Commercial auto no-fault (personal injury protection)												
19.4 Other commercial auto liability												
21.1 Private passenger auto physical damage						1	(1)					
21.2 Commercial auto physical damage												
22. Aircraft (all perils)												
23. Fidelity												
24. Surety												
26. Burglary and theft												
27. Boiler and machinery												
28. Credit												
30. Warranty												
34. Aggregate write-ins for other lines of business												
35. TOTALS (a)						1	(1)					1,500
DETAILS OF WRITE-INS												
3401.												
3402.												
3403.												
3498. Summary of remaining write-ins for Line 34 from overflow page												
3499. Totals (Lines 3401 thru 3403 plus 3498)(Line 34 above)												

(a) Finance and service charges not included in Lines 1 to 35 \$

(b) For health business on indicated lines report: Number of persons insured under PPO managed care products and number of persons insured under indemnity only products

19 MO



ANNUAL STATEMENT FOR THE YEAR 2012 OF THE NATIONWIDE GENERAL INSURANCE COMPANY

EXHIBIT OF PREMIUMS AND LOSSES (Statutory Page 14)

NAIC Group Code 0140

Direct Business in the state of Montana

During the Year 2012

NAIC Company Code 23760

Line of Business	Gross Premiums, Including Policy and Membership Fees, Less Return Premiums and Premiums on Policies not Taken		3 Dividends Paid or Credited to Policyholders on Direct Business	4 Direct Unearned Premium Reserves	5 Direct Losses Paid (deducting salvage)	6 Direct Losses Incurred	7 Direct Losses Unpaid	8 Direct Defense and Cost Containment Expense Paid	9 Direct Defense and Cost Containment Expense Incurred	10 Direct Defense and Cost Containment Expense Unpaid	11 Commissions and Brokerage Expenses	12 Taxes, Licenses and Fees
	1 Direct Premiums Written	2 Direct Premiums Earned										
1. Fire												
2.1 Allied lines												
2.2 Multiple peril crop												
2.3 Federal flood												
3. Farmowners multiple peril												
4. Homeowners multiple peril												
5.1 Commercial multiple peril (non-liability portion)												
5.2 Commercial multiple peril (liability portion)												
6. Mortgage guaranty												
8. Ocean marine												
9. Inland marine												
10. Financial guaranty												
11. Medical professional liability												
12. Earthquake												
13. Group accident and health (b)												
14. Credit accident and health (group and individual)												
15.1 Collectively renewable accident and health (b)												
15.2 Non-cancelable accident and health(b)												
15.3 Guaranteed renewable accident and health(b)												
15.4 Non-renewable for stated reasons only (b)												
15.5 Other accident only												
15.6 Medicare Title XVIII exempt from state taxes or fees												
15.7 All other accident and health (b)												
15.8 Federal employees health benefits program premium (b)												
16. Workers' compensation												
17.1 Other Liability - occurrence												
17.2 Other Liability - claims made												
17.3 Excess workers' compensation												
18. Products liability												
19.1 Private passenger auto no-fault (personal injury protection)												
19.2 Other private passenger auto liability												
19.3 Commercial auto no-fault (personal injury protection)												
19.4 Other commercial auto liability												
21.1 Private passenger auto physical damage												
21.2 Commercial auto physical damage												
22. Aircraft (all perils)												
23. Fidelity												
24. Surety												
26. Burglary and theft												
27. Boiler and machinery												
28. Credit												
30. Warranty												
34. Aggregate write-ins for other lines of business												
35. TOTALS (a)												
3401. DETAILS OF WRITE-INS												
3402.												
3403.												
3498. Summary of remaining write-ins for Line 34 from overflow page												
3499. Totals (Lines 3401 thru 3403 plus 3498)(Line 34 above)												

NONE

(a) Finance and service charges not included in Lines 1 to 35 \$
(b) For health business on indicated lines report: Number of persons insured under PPO managed care products and number of persons insured under indemnity only products

19 MT



ANNUAL STATEMENT FOR THE YEAR 2012 OF THE NATIONWIDE GENERAL INSURANCE COMPANY

EXHIBIT OF PREMIUMS AND LOSSES (Statutory Page 14)

NAIC Group Code 0140

Direct Business in the state of Nebraska

During the Year 2012

NAIC Company Code 23760

Line of Business	Gross Premiums, Including Policy and Membership Fees, Less Return Premiums and Premiums on Policies not Taken		3 Dividends Paid or Credited to Policyholders on Direct Business	4 Direct Unearned Premium Reserves	5 Direct Losses Paid (deducting salvage)	6 Direct Losses Incurred	7 Direct Losses Unpaid	8 Direct Defense and Cost Containment Expense Paid	9 Direct Defense and Cost Containment Expense Incurred	10 Direct Defense and Cost Containment Expense Unpaid	11 Commissions and Brokerage Expenses	12 Taxes, Licenses and Fees
	1 Direct Premiums Written	2 Direct Premiums Earned										
1. Fire												
2.1 Allied lines												
2.2 Multiple peril crop												
2.3 Federal flood												
3. Farmowners multiple peril												
4. Homeowners multiple peril												
5.1 Commercial multiple peril (non-liability portion)												
5.2 Commercial multiple peril (liability portion)												
6. Mortgage guaranty												
8. Ocean marine												
9. Inland marine												
10. Financial guaranty												
11. Medical professional liability												
12. Earthquake												
13. Group accident and health (b)												
14. Credit accident and health (group and individual)												
15.1 Collectively renewable accident and health (b)												
15.2 Non-cancelable accident and health(b)												
15.3 Guaranteed renewable accident and health(b)												
15.4 Non-renewable for stated reasons only (b)												
15.5 Other accident only												
15.6 Medicare Title XVIII exempt from state taxes or fees												
15.7 All other accident and health (b)												
15.8 Federal employees health benefits program premium (b)												
16. Workers' compensation												
17.1 Other Liability - occurrence												
17.2 Other Liability - claims made												
17.3 Excess workers' compensation												
18. Products liability												
19.1 Private passenger auto no-fault (personal injury protection)												
19.2 Other private passenger auto liability												
19.3 Commercial auto no-fault (personal injury protection)												
19.4 Other commercial auto liability												
21.1 Private passenger auto physical damage												
21.2 Commercial auto physical damage												
22. Aircraft (all perils)												
23. Fidelity												
24. Surety												
26. Burglary and theft												
27. Boiler and machinery												
28. Credit												
30. Warranty												
34. Aggregate write-ins for other lines of business												
35. TOTALS (a)												
DETAILS OF WRITE-INS												
3401.												
3402.												
3403.												
3498. Summary of remaining write-ins for Line 34 from overflow page												
3499. Totals (Lines 3401 thru 3403 plus 3498)(Line 34 above)												

NONE

(a) Finance and service charges not included in Lines 1 to 35 \$

(b) For health business on indicated lines report: Number of persons insured under PPO managed care products and number of persons insured under indemnity only products

19 NIE



ANNUAL STATEMENT FOR THE YEAR 2012 OF THE NATIONWIDE GENERAL INSURANCE COMPANY

EXHIBIT OF PREMIUMS AND LOSSES (Statutory Page 14)

NAIC Group Code 0140

Direct Business in the state of Nevada

During the Year 2012

NAIC Company Code 23760

Line of Business	Gross Premiums, Including Policy and Membership Fees, Less Return Premiums and Premiums on Policies not Taken		3 Dividends Paid or Credited to Policyholders on Direct Business	4 Direct Unearned Premium Reserves	5 Direct Losses Paid (deducting salvage)	6 Direct Losses Incurred	7 Direct Losses Unpaid	8 Direct Defense and Cost Containment Expense Paid	9 Direct Defense and Cost Containment Expense Incurred	10 Direct Defense and Cost Containment Expense Unpaid	11 Commissions and Brokerage Expenses	12 Taxes, Licenses and Fees
	1 Direct Premiums Written	2 Direct Premiums Earned										
1. Fire												
2.1 Allied lines												
2.2 Multiple peril crop												
2.3 Federal flood												
3. Farmowners multiple peril												
4. Homeowners multiple peril												
5.1 Commercial multiple peril (non-liability portion)												
5.2 Commercial multiple peril (liability portion)												
6. Mortgage guaranty												
8. Ocean marine												
9. Inland marine												
10. Financial guaranty												
11. Medical professional liability												
12. Earthquake												
13. Group accident and health (b)												
14. Credit accident and health (group and individual)												
15.1 Collectively renewable accident and health (b)												
15.2 Non-cancelable accident and health(b)												
15.3 Guaranteed renewable accident and health(b)												
15.4 Non-renewable for stated reasons only (b)												
15.5 Other accident only												
15.6 Medicare Title XVIII exempt from state taxes or fees												
15.7 All other accident and health (b)												
15.8 Federal employees health benefits program premium (b)												
16. Workers' compensation												
17.1 Other Liability - occurrence												
17.2 Other Liability - claims made												
17.3 Excess workers' compensation												
18. Products liability												
19.1 Private passenger auto no-fault (personal injury protection)												
19.2 Other private passenger auto liability												4,891
19.3 Commercial auto no-fault (personal injury protection)												
19.4 Other commercial auto liability												
21.1 Private passenger auto physical damage												
21.2 Commercial auto physical damage												
22. Aircraft (all perils)												
23. Fidelity												
24. Surety												
26. Burglary and theft												
27. Boiler and machinery												
28. Credit												
30. Warranty												
34. Aggregate write-ins for other lines of business												
35. TOTALS (a)												4,891
DETAILS OF WRITE-INS												
3401.												
3402.												
3403.												
3498. Summary of remaining write-ins for Line 34 from overflow page												
3499. Totals (Lines 3401 thru 3403 plus 3498)(Line 34 above)												

(a) Finance and service charges not included in Lines 1 to 35 \$

(b) For health business on indicated lines report: Number of persons insured under PPO managed care products and number of persons insured under indemnity only products

19 NV



ANNUAL STATEMENT FOR THE YEAR 2012 OF THE NATIONWIDE GENERAL INSURANCE COMPANY

EXHIBIT OF PREMIUMS AND LOSSES (Statutory Page 14)

NAIC Group Code 0140

Direct Business in the state of New Hampshire

During the Year 2012

NAIC Company Code 23760

Line of Business	Gross Premiums, Including Policy and Membership Fees, Less Return Premiums and Premiums on Policies not Taken		3 Dividends Paid or Credited to Policyholders on Direct Business	4 Direct Unearned Premium Reserves	5 Direct Losses Paid (deducting salvage)	6 Direct Losses Incurred	7 Direct Losses Unpaid	8 Direct Defense and Cost Containment Expense Paid	9 Direct Defense and Cost Containment Expense Incurred	10 Direct Defense and Cost Containment Expense Unpaid	11 Commissions and Brokerage Expenses	12 Taxes, Licenses and Fees
	1 Direct Premiums Written	2 Direct Premiums Earned										
1. Fire												
2.1 Allied lines												
2.2 Multiple peril crop												
2.3 Federal flood												
3. Farmowners multiple peril												
4. Homeowners multiple peril												
5.1 Commercial multiple peril (non-liability portion)												
5.2 Commercial multiple peril (liability portion)												
6. Mortgage guaranty												
8. Ocean marine												
9. Inland marine												
10. Financial guaranty												
11. Medical professional liability												
12. Earthquake												
13. Group accident and health (b)												
14. Credit accident and health (group and individual)												
15.1 Collectively renewable accident and health (b)												
15.2 Non-cancelable accident and health(b)												
15.3 Guaranteed renewable accident and health(b)												
15.4 Non-renewable for stated reasons only (b)												
15.5 Other accident only												
15.6 Medicare Title XVIII exempt from state taxes or fees												
15.7 All other accident and health (b)												
15.8 Federal employees health benefits program premium (b)												
16. Workers' compensation												
17.1 Other Liability - occurrence												
17.2 Other Liability - claims made												
17.3 Excess workers' compensation												
18. Products liability												
19.1 Private passenger auto no-fault (personal injury protection)												
19.2 Other private passenger auto liability												
19.3 Commercial auto no-fault (personal injury protection)												
19.4 Other commercial auto liability												
21.1 Private passenger auto physical damage												
21.2 Commercial auto physical damage												
22. Aircraft (all perils)												
23. Fidelity												
24. Surety												
26. Burglary and theft												
27. Boiler and machinery												
28. Credit												
30. Warranty												
34. Aggregate write-ins for other lines of business												
35. TOTALS (a)												
DETAILS OF WRITE-INS												
3401.												
3402.												
3403.												
3498. Summary of remaining write-ins for Line 34 from overflow page												
3499. Totals (Lines 3401 thru 3403 plus 3498)(Line 34 above)												

NONE

(a) Finance and service charges not included in Lines 1 to 35 \$
(b) For health business on indicated lines report: Number of persons insured under PPO managed care products and number of persons insured under indemnity only products

19 NH



ANNUAL STATEMENT FOR THE YEAR 2012 OF THE NATIONWIDE GENERAL INSURANCE COMPANY

EXHIBIT OF PREMIUMS AND LOSSES (Statutory Page 14)

NAIC Group Code 0140

Direct Business in the state of New Mexico

During the Year 2012

NAIC Company Code 23760

Line of Business	Gross Premiums, Including Policy and Membership Fees, Less Return Premiums and Premiums on Policies not Taken		3 Dividends Paid or Credited to Policyholders on Direct Business	4 Direct Unearned Premium Reserves	5 Direct Losses Paid (deducting salvage)	6 Direct Losses Incurred	7 Direct Losses Unpaid	8 Direct Defense and Cost Containment Expense Paid	9 Direct Defense and Cost Containment Expense Incurred	10 Direct Defense and Cost Containment Expense Unpaid	11 Commissions and Brokerage Expenses	12 Taxes, Licenses and Fees
	1 Direct Premiums Written	2 Direct Premiums Earned										
1. Fire												
2.1 Allied lines												
2.2 Multiple peril crop												
2.3 Federal flood												
3. Farmowners multiple peril												
4. Homeowners multiple peril												
5.1 Commercial multiple peril (non-liability portion)												
5.2 Commercial multiple peril (liability portion)												
6. Mortgage guaranty												
8. Ocean marine												
9. Inland marine												
10. Financial guaranty												
11. Medical professional liability												
12. Earthquake												
13. Group accident and health (b)												
14. Credit accident and health (group and individual)												
15.1 Collectively renewable accident and health (b)												
15.2 Non-cancelable accident and health(b)												
15.3 Guaranteed renewable accident and health(b)												
15.4 Non-renewable for stated reasons only (b)												
15.5 Other accident only												
15.6 Medicare Title XVIII exempt from state taxes or fees												
15.7 All other accident and health (b)												
15.8 Federal employees health benefits program premium (b)												
16. Workers' compensation												
17.1 Other Liability - occurrence												
17.2 Other Liability - claims made												
17.3 Excess workers' compensation												
18. Products liability												
19.1 Private passenger auto no-fault (personal injury protection)												
19.2 Other private passenger auto liability												1,850
19.3 Commercial auto no-fault (personal injury protection)												
19.4 Other commercial auto liability												
21.1 Private passenger auto physical damage												
21.2 Commercial auto physical damage												
22. Aircraft (all perils)												
23. Fidelity												
24. Surety												
26. Burglary and theft												
27. Boiler and machinery												
28. Credit												
30. Warranty												
34. Aggregate write-ins for other lines of business												
35. TOTALS (a)												1,850
DETAILS OF WRITE-INS												
3401.												
3402.												
3403.												
3498. Summary of remaining write-ins for Line 34 from overflow page												
3499. Totals (Lines 3401 thru 3403 plus 3498)(Line 34 above)												

(a) Finance and service charges not included in Lines 1 to 35 \$

(b) For health business on indicated lines report: Number of persons insured under PPO managed care products and number of persons insured under indemnity only products

19 NM



ANNUAL STATEMENT FOR THE YEAR 2012 OF THE NATIONWIDE GENERAL INSURANCE COMPANY

EXHIBIT OF PREMIUMS AND LOSSES (Statutory Page 14)

NAIC Group Code 0140

Direct Business in the state of New York

During the Year 2012

NAIC Company Code 23760

Line of Business	Gross Premiums, Including Policy and Membership Fees, Less Return Premiums and Premiums on Policies not Taken		3 Dividends Paid or Credited to Policyholders on Direct Business	4 Direct Unearned Premium Reserves	5 Direct Losses Paid (deducting salvage)	6 Direct Losses Incurred	7 Direct Losses Unpaid	8 Direct Defense and Cost Containment Expense Paid	9 Direct Defense and Cost Containment Expense Incurred	10 Direct Defense and Cost Containment Expense Unpaid	11 Commissions and Brokerage Expenses	12 Taxes, Licenses and Fees
	1 Direct Premiums Written	2 Direct Premiums Earned										
1. Fire												
2.1 Allied lines												
2.2 Multiple peril crop												
2.3 Federal flood												
3. Farmowners multiple peril												
4. Homeowners multiple peril	9,475,141	6,621,836		5,353,478	4,679,107	7,421,634	2,983,176	61,080	129,454	76,331	1,263,698	322,053
5.1 Commercial multiple peril (non-liability portion)												
5.2 Commercial multiple peril (liability portion)												
6. Mortgage guaranty												
8. Ocean marine												
9. Inland marine	62,337	39,429		35,118	172	1,226	1,403		49	68	8,608	2,118
10. Financial guaranty												
11. Medical professional liability												
12. Earthquake	14,298	10,135		8,052	7	1,330	1,420		104	117	1,847	451
13. Group accident and health (b)												
14. Credit accident and health (group and individual)												
15.1 Collectively renewable accident and health (b)												
15.2 Non-cancelable accident and health(b)												
15.3 Guaranteed renewable accident and health(b)												
15.4 Non-renewable for stated reasons only (b)												
15.5 Other accident only												
15.6 Medicare Title XVIII exempt from state taxes or fees												
15.7 All other accident and health (b)												
15.8 Federal employees health benefits program premium (b)												
16. Workers' compensation											(69)	
17.1 Other Liability - occurrence	116	130		18		(32)	47		(5)	(5)	13	11
17.2 Other Liability - claims made												
17.3 Excess workers' compensation												
18. Products liability												
19.1 Private passenger auto no-fault (personal injury protection)	3,558,666	3,989,720		734,277	5,805,449	3,598,118	4,994,878	1,748,789	1,535,341	1,069,697	474,697	102,765
19.2 Other private passenger auto liability	8,336,845	9,313,379		1,739,106	11,871,902	7,102,852	14,622,910	649,930	349,485	1,202,906	1,118,020	130,315
19.3 Commercial auto no-fault (personal injury protection)												
19.4 Other commercial auto liability												
21.1 Private passenger auto physical damage	4,413,797	4,975,715		893,871	4,825,464	4,700,601	74,278	53,256	49,864	17,637	597,760	129,224
21.2 Commercial auto physical damage												
22. Aircraft (all perils)												
23. Fidelity												
24. Surety												
26. Burglary and theft												
27. Boiler and machinery												
28. Credit												
30. Warranty												
34. Aggregate write-ins for other lines of business												
35. TOTALS (a)	25,861,200	24,950,344		8,763,920	27,182,101	22,825,729	22,678,112	2,513,055	2,064,292	2,366,751	3,464,574	686,937
DETAILS OF WRITE-INS												
3401.												
3402.												
3403.												
3498. Summary of remaining write-ins for Line 34 from overflow page												
3499. Totals (Lines 3401 thru 3403 plus 3498)(Line 34 above)												

(a) Finance and service charges not included in Lines 1 to 35 \$ 440,489

(b) For health business on indicated lines report: Number of persons insured under PPO managed care products and number of persons insured under indemnity only products

19 NY



ANNUAL STATEMENT FOR THE YEAR 2012 OF THE NATIONWIDE GENERAL INSURANCE COMPANY

EXHIBIT OF PREMIUMS AND LOSSES (Statutory Page 14)

NAIC Group Code 0140

Direct Business in the state of North Dakota

During the Year 2012

NAIC Company Code 23760

Table with 12 columns: Line of Business, Direct Premiums Written, Direct Premiums Earned, Dividends Paid or Credited to Policyholders on Direct Business, Direct Unearned Premium Reserves, Direct Losses Paid (deducting salvage), Direct Losses Incurred, Direct Losses Unpaid, Direct Defense and Cost Containment Expense Paid, Direct Defense and Cost Containment Expense Incurred, Direct Defense and Cost Containment Expense Unpaid, Commissions and Brokerage Expenses, Taxes, Licenses and Fees. Rows include various insurance categories like Fire, Multiple peril crop, Federal flood, etc., and a TOTALS row at the bottom.

19 ND

(a) Finance and service charges not included in Lines 1 to 35 \$
(b) For health business on indicated lines report: Number of persons insured under PPO managed care products and number of persons insured under indemnity only products



ANNUAL STATEMENT FOR THE YEAR 2012 OF THE NATIONWIDE GENERAL INSURANCE COMPANY

EXHIBIT OF PREMIUMS AND LOSSES (Statutory Page 14)

NAIC Group Code 0140

Direct Business in the state of Ohio

During the Year 2012

NAIC Company Code 23760

Line of Business	Gross Premiums, Including Policy and Membership Fees, Less Return Premiums and Premiums on Policies not Taken		3 Dividends Paid or Credited to Policyholders on Direct Business	4 Direct Unearned Premium Reserves	5 Direct Losses Paid (deducting salvage)	6 Direct Losses Incurred	7 Direct Losses Unpaid	8 Direct Defense and Cost Containment Expense Paid	9 Direct Defense and Cost Containment Expense Incurred	10 Direct Defense and Cost Containment Expense Unpaid	11 Commissions and Brokerage Expenses	12 Taxes, Licenses and Fees
	1 Direct Premiums Written	2 Direct Premiums Earned										
1. Fire												
2.1 Allied lines												
2.2 Multiple peril crop												
2.3 Federal flood												
3. Farmowners multiple peril												
4. Homeowners multiple peril												
5.1 Commercial multiple peril (non-liability portion)												
5.2 Commercial multiple peril (liability portion)												
6. Mortgage guaranty												
8. Ocean marine												
9. Inland marine												
10. Financial guaranty												
11. Medical professional liability												
12. Earthquake												
13. Group accident and health (b)												
14. Credit accident and health (group and individual)												
15.1 Collectively renewable accident and health (b)												
15.2 Non-cancelable accident and health(b)												
15.3 Guaranteed renewable accident and health(b)												
15.4 Non-renewable for stated reasons only (b)												
15.5 Other accident only												
15.6 Medicare Title XVIII exempt from state taxes or fees												
15.7 All other accident and health (b)												
15.8 Federal employees health benefits program premium (b)												
16. Workers' compensation												
17.1 Other Liability - occurrence												
17.2 Other Liability - claims made												
17.3 Excess workers' compensation												
18. Products liability												
19.1 Private passenger auto no-fault (personal injury protection)												
19.2 Other private passenger auto liability					(912)	(1,082)	(2,191)		(791)	413		16,193
19.3 Commercial auto no-fault (personal injury protection)												
19.4 Other commercial auto liability												
21.1 Private passenger auto physical damage					(3,006)	(2,225)	(2,938)					
21.2 Commercial auto physical damage												
22. Aircraft (all perils)												
23. Fidelity												
24. Surety												
26. Burglary and theft												
27. Boiler and machinery												
28. Credit												
30. Warranty												
34. Aggregate write-ins for other lines of business												
35. TOTALS (a)					(3,918)	(3,307)	(5,129)		(791)	413		16,193
DETAILS OF WRITE-INS												
3401.												
3402.												
3403.												
3498. Summary of remaining write-ins for Line 34 from overflow page												
3499. Totals (Lines 3401 thru 3403 plus 3498)(Line 34 above)												

(a) Finance and service charges not included in Lines 1 to 35 \$

(b) For health business on indicated lines report: Number of persons insured under PPO managed care products and number of persons insured under indemnity only products

19 OH



ANNUAL STATEMENT FOR THE YEAR 2012 OF THE NATIONWIDE GENERAL INSURANCE COMPANY

EXHIBIT OF PREMIUMS AND LOSSES (Statutory Page 14)

NAIC Group Code 0140

Direct Business in the state of Oklahoma

During the Year 2012

NAIC Company Code 23760

Line of Business	Gross Premiums, Including Policy and Membership Fees, Less Return Premiums and Premiums on Policies not Taken		3 Dividends Paid or Credited to Policyholders on Direct Business	4 Direct Unearned Premium Reserves	5 Direct Losses Paid (deducting salvage)	6 Direct Losses Incurred	7 Direct Losses Unpaid	8 Direct Defense and Cost Containment Expense Paid	9 Direct Defense and Cost Containment Expense Incurred	10 Direct Defense and Cost Containment Expense Unpaid	11 Commissions and Brokerage Expenses	12 Taxes, Licenses and Fees
	1 Direct Premiums Written	2 Direct Premiums Earned										
1. Fire												
2.1 Allied lines												
2.2 Multiple peril crop												
2.3 Federal flood												
3. Farmowners multiple peril												
4. Homeowners multiple peril												
5.1 Commercial multiple peril (non-liability portion)												
5.2 Commercial multiple peril (liability portion)												
6. Mortgage guaranty												
8. Ocean marine												
9. Inland marine												
10. Financial guaranty												
11. Medical professional liability												
12. Earthquake												
13. Group accident and health (b)												
14. Credit accident and health (group and individual)												
15.1 Collectively renewable accident and health (b)												
15.2 Non-cancelable accident and health(b)												
15.3 Guaranteed renewable accident and health(b)												
15.4 Non-renewable for stated reasons only (b)												
15.5 Other accident only												
15.6 Medicare Title XVIII exempt from state taxes or fees												
15.7 All other accident and health (b)												
15.8 Federal employees health benefits program premium (b)												
16. Workers' compensation												
17.1 Other Liability - occurrence												
17.2 Other Liability - claims made												
17.3 Excess workers' compensation												
18. Products liability												
19.1 Private passenger auto no-fault (personal injury protection)												
19.2 Other private passenger auto liability												915
19.3 Commercial auto no-fault (personal injury protection)												
19.4 Other commercial auto liability												
21.1 Private passenger auto physical damage												
21.2 Commercial auto physical damage												
22. Aircraft (all perils)												
23. Fidelity												
24. Surety												
26. Burglary and theft												
27. Boiler and machinery												
28. Credit												
30. Warranty												
34. Aggregate write-ins for other lines of business												
35. TOTALS (a)												915
DETAILS OF WRITE-INS												
3401.												
3402.												
3403.												
3498. Summary of remaining write-ins for Line 34 from overflow page												
3499. Totals (Lines 3401 thru 3403 plus 3498)(Line 34 above)												

(a) Finance and service charges not included in Lines 1 to 35 \$

(b) For health business on indicated lines report: Number of persons insured under PPO managed care products and number of persons insured under indemnity only products

19.0K



ANNUAL STATEMENT FOR THE YEAR 2012 OF THE NATIONWIDE GENERAL INSURANCE COMPANY

EXHIBIT OF PREMIUMS AND LOSSES (Statutory Page 14)

NAIC Group Code 0140

Direct Business in the state of Oregon

During the Year 2012

NAIC Company Code 23760

Line of Business	Gross Premiums, Including Policy and Membership Fees, Less Return Premiums and Premiums on Policies not Taken		3 Dividends Paid or Credited to Policyholders on Direct Business	4 Direct Unearned Premium Reserves	5 Direct Losses Paid (deducting salvage)	6 Direct Losses Incurred	7 Direct Losses Unpaid	8 Direct Defense and Cost Containment Expense Paid	9 Direct Defense and Cost Containment Expense Incurred	10 Direct Defense and Cost Containment Expense Unpaid	11 Commissions and Brokerage Expenses	12 Taxes, Licenses and Fees
	1 Direct Premiums Written	2 Direct Premiums Earned										
1. Fire												
2.1 Allied lines												
2.2 Multiple peril crop												
2.3 Federal flood												
3. Farmowners multiple peril												
4. Homeowners multiple peril												
5.1 Commercial multiple peril (non-liability portion)												
5.2 Commercial multiple peril (liability portion)												
6. Mortgage guaranty												
8. Ocean marine												
9. Inland marine												
10. Financial guaranty												
11. Medical professional liability												
12. Earthquake												
13. Group accident and health (b)												
14. Credit accident and health (group and individual)												
15.1 Collectively renewable accident and health (b)												
15.2 Non-cancelable accident and health(b)												
15.3 Guaranteed renewable accident and health(b)												
15.4 Non-renewable for stated reasons only (b)												
15.5 Other accident only												
15.6 Medicare Title XVIII exempt from state taxes or fees												
15.7 All other accident and health (b)												
15.8 Federal employees health benefits program premium (b)												
16. Workers' compensation												
17.1 Other Liability - occurrence												
17.2 Other Liability - claims made												
17.3 Excess workers' compensation												
18. Products liability												
19.1 Private passenger auto no-fault (personal injury protection)												
19.2 Other private passenger auto liability												150
19.3 Commercial auto no-fault (personal injury protection)												
19.4 Other commercial auto liability												
21.1 Private passenger auto physical damage												
21.2 Commercial auto physical damage												
22. Aircraft (all perils)												
23. Fidelity												
24. Surety												
26. Burglary and theft												
27. Boiler and machinery												
28. Credit												
30. Warranty												
34. Aggregate write-ins for other lines of business												
35. TOTALS (a)												150
DETAILS OF WRITE-INS												
3401.												
3402.												
3403.												
3498. Summary of remaining write-ins for Line 34 from overflow page												
3499. Totals (Lines 3401 thru 3403 plus 3498)(Line 34 above)												

(a) Finance and service charges not included in Lines 1 to 35 \$

(b) For health business on indicated lines report: Number of persons insured under PPO managed care products and number of persons insured under indemnity only products

19 OR



ANNUAL STATEMENT FOR THE YEAR 2012 OF THE NATIONWIDE GENERAL INSURANCE COMPANY

EXHIBIT OF PREMIUMS AND LOSSES (Statutory Page 14)

NAIC Group Code 0140

Direct Business in the state of Pennsylvania

During the Year 2012

NAIC Company Code 23760

Line of Business	Gross Premiums, Including Policy and Membership Fees, Less Return Premiums and Premiums on Policies not Taken		3 Dividends Paid or Credited to Policyholders on Direct Business	4 Direct Unearned Premium Reserves	5 Direct Losses Paid (deducting salvage)	6 Direct Losses Incurred	7 Direct Losses Unpaid	8 Direct Defense and Cost Containment Expense Paid	9 Direct Defense and Cost Containment Expense Incurred	10 Direct Defense and Cost Containment Expense Unpaid	11 Commissions and Brokerage Expenses	12 Taxes, Licenses and Fees
	1 Direct Premiums Written	2 Direct Premiums Earned										
1. Fire												
2.1 Allied lines												
2.2 Multiple peril crop												
2.3 Federal flood												
3. Farmowners multiple peril												
4. Homeowners multiple peril	3,652,073	472,291		3,179,782	67,339	188,015	120,676	1,840	7,324	5,484	542,727	73,278
5.1 Commercial multiple peril (non-liability portion)												
5.2 Commercial multiple peril (liability portion)												
6. Mortgage guaranty												
8. Ocean marine												
9. Inland marine	24,214	3,100		21,113		235	235		7	7	3,430	484
10. Financial guaranty												
11. Medical professional liability												
12. Earthquake	3,427	427		3,000	1	78	78		5	5	460	69
13. Group accident and health (b)												
14. Credit accident and health (group and individual)												
15.1 Collectively renewable accident and health (b)												
15.2 Non-cancelable accident and health(b)												
15.3 Guaranteed renewable accident and health(b)												
15.4 Non-renewable for stated reasons only (b)												
15.5 Other accident only												
15.6 Medicare Title XVIII exempt from state taxes or fees												
15.7 All other accident and health (b)												
15.8 Federal employees health benefits program premium (b)												
16. Workers' compensation												
17.1 Other Liability - occurrence												1
17.2 Other Liability - claims made												
17.3 Excess workers' compensation												
18. Products liability												
19.1 Private passenger auto no-fault (personal injury protection)	464,763	599,773		73,304	575,835	435,581	1,079,262	8,753	5,695	19,721	39,671	8,630
19.2 Other private passenger auto liability	2,449,961	3,180,549		386,880	3,184,112	1,672,807	3,613,455	148,684	79,215	373,769	208,995	45,888
19.3 Commercial auto no-fault (personal injury protection)												
19.4 Other commercial auto liability												
21.1 Private passenger auto physical damage	2,434,837	3,128,511		380,190	1,749,522	1,643,172	15,941	2,183	(89)	10,854	204,508	45,524
21.2 Commercial auto physical damage												
22. Aircraft (all perils)												
23. Fidelity												
24. Surety												
26. Burglary and theft	163	215		39							13	4
27. Boiler and machinery												
28. Credit												
30. Warranty												
34. Aggregate write-ins for other lines of business												
35. TOTALS (a)	9,029,438	7,384,866		4,044,308	5,576,809	3,939,888	4,829,647	161,460	92,157	409,840	999,804	173,878
DETAILS OF WRITE-INS												
3401.												
3402.												
3403.												
3498. Summary of remaining write-ins for Line 34 from overflow page												
3499. Totals (Lines 3401 thru 3403 plus 3498)(Line 34 above)												

(a) Finance and service charges not included in Lines 1 to 35 \$ 31,156

(b) For health business on indicated lines report: Number of persons insured under PPO managed care products and number of persons insured under indemnity only products

19.PA



ANNUAL STATEMENT FOR THE YEAR 2012 OF THE NATIONWIDE GENERAL INSURANCE COMPANY

EXHIBIT OF PREMIUMS AND LOSSES (Statutory Page 14)

NAIC Group Code 0140

Direct Business in the state of Rhode Island

During the Year 2012

NAIC Company Code 23760

Line of Business	Gross Premiums, Including Policy and Membership Fees, Less Return Premiums and Premiums on Policies not Taken		3 Dividends Paid or Credited to Policyholders on Direct Business	4 Direct Unearned Premium Reserves	5 Direct Losses Paid (deducting salvage)	6 Direct Losses Incurred	7 Direct Losses Unpaid	8 Direct Defense and Cost Containment Expense Paid	9 Direct Defense and Cost Containment Expense Incurred	10 Direct Defense and Cost Containment Expense Unpaid	11 Commissions and Brokerage Expenses	12 Taxes, Licenses and Fees
	1 Direct Premiums Written	2 Direct Premiums Earned										
1. Fire												
2.1 Allied lines												
2.2 Multiple peril crop												
2.3 Federal flood												
3. Farmowners multiple peril												
4. Homeowners multiple peril												
5.1 Commercial multiple peril (non-liability portion)												
5.2 Commercial multiple peril (liability portion)												
6. Mortgage guaranty												
8. Ocean marine												
9. Inland marine												
10. Financial guaranty												
11. Medical professional liability												
12. Earthquake												
13. Group accident and health (b)												
14. Credit accident and health (group and individual)												
15.1 Collectively renewable accident and health (b)												
15.2 Non-cancelable accident and health(b)												
15.3 Guaranteed renewable accident and health(b)												
15.4 Non-renewable for stated reasons only (b)												
15.5 Other accident only												
15.6 Medicare Title XVIII exempt from state taxes or fees												
15.7 All other accident and health (b)												
15.8 Federal employees health benefits program premium (b)												
16. Workers' compensation												
17.1 Other Liability - occurrence												
17.2 Other Liability - claims made												
17.3 Excess workers' compensation												
18. Products liability												
19.1 Private passenger auto no-fault (personal injury protection)												
19.2 Other private passenger auto liability												
19.3 Commercial auto no-fault (personal injury protection)												
19.4 Other commercial auto liability												
21.1 Private passenger auto physical damage												
21.2 Commercial auto physical damage												
22. Aircraft (all perils)												
23. Fidelity												
24. Surety												
26. Burglary and theft												
27. Boiler and machinery												
28. Credit												
30. Warranty												
34. Aggregate write-ins for other lines of business												
35. TOTALS (a)												
DETAILS OF WRITE-INS												
3401.												
3402.												
3403.												
3498. Summary of remaining write-ins for Line 34 from overflow page												
3499. Totals (Lines 3401 thru 3403 plus 3498)(Line 34 above)												

NONE

(a) Finance and service charges not included in Lines 1 to 35 \$

(b) For health business on indicated lines report: Number of persons insured under PPO managed care products and number of persons insured under indemnity only products

19.RI



ANNUAL STATEMENT FOR THE YEAR 2012 OF THE NATIONWIDE GENERAL INSURANCE COMPANY

EXHIBIT OF PREMIUMS AND LOSSES (Statutory Page 14)

NAIC Group Code 0140

Direct Business in the state of South Carolina

During the Year 2012

NAIC Company Code 23760

Line of Business	Gross Premiums, Including Policy and Membership Fees, Less Return Premiums and Premiums on Policies not Taken		3 Dividends Paid or Credited to Policyholders on Direct Business	4 Direct Unearned Premium Reserves	5 Direct Losses Paid (deducting salvage)	6 Direct Losses Incurred	7 Direct Losses Unpaid	8 Direct Defense and Cost Containment Expense Paid	9 Direct Defense and Cost Containment Expense Incurred	10 Direct Defense and Cost Containment Expense Unpaid	11 Commissions and Brokerage Expenses	12 Taxes, Licenses and Fees
	1 Direct Premiums Written	2 Direct Premiums Earned										
1. Fire												
2.1 Allied lines												
2.2 Multiple peril crop												
2.3 Federal flood												
3. Farmowners multiple peril												
4. Homeowners multiple peril	8,217,837	6,194,258		4,166,522	3,244,649	3,834,482	927,988	68,115	102,783	50,344	1,157,222	274,584
5.1 Commercial multiple peril (non-liability portion)												
5.2 Commercial multiple peril (liability portion)												
6. Mortgage guaranty												
8. Ocean marine												
9. Inland marine	31,449	24,316		15,595	4,545	4,995	785	50	67	40	4,295	978
10. Financial guaranty												
11. Medical professional liability												
12. Earthquake	30,717	26,482		13,844	19	334	790		145	214	4,124	1,133
13. Group accident and health (b)												
14. Credit accident and health (group and individual)												
15.1 Collectively renewable accident and health (b)												
15.2 Non-cancelable accident and health(b)												
15.3 Guaranteed renewable accident and health(b)												
15.4 Non-renewable for stated reasons only (b)												
15.5 Other accident only												
15.6 Medicare Title XVIII exempt from state taxes or fees												
15.7 All other accident and health (b)												
15.8 Federal employees health benefits program premium (b)												
16. Workers' compensation												
17.1 Other Liability - occurrence												
17.2 Other Liability - claims made												
17.3 Excess workers' compensation												
18. Products liability												
19.1 Private passenger auto no-fault (personal injury protection)												
19.2 Other private passenger auto liability												
19.3 Commercial auto no-fault (personal injury protection)												
19.4 Other commercial auto liability												
21.1 Private passenger auto physical damage												
21.2 Commercial auto physical damage												
22. Aircraft (all perils)												
23. Fidelity												
24. Surety												
26. Burglary and theft												
27. Boiler and machinery												
28. Credit												
30. Warranty												
34. Aggregate write-ins for other lines of business												
35. TOTALS (a)	8,280,003	6,245,056		4,195,961	3,249,213	3,839,811	929,563	68,165	102,995	50,598	1,165,641	276,695
DETAILS OF WRITE-INS												
3401.												
3402.												
3403.												
3498. Summary of remaining write-ins for Line 34 from overflow page												
3499. Totals (Lines 3401 thru 3403 plus 3498)(Line 34 above)												

(a) Finance and service charges not included in Lines 1 to 35 \$ 89,470

(b) For health business on indicated lines report: Number of persons insured under PPO managed care products and number of persons insured under indemnity only products

19.SC



ANNUAL STATEMENT FOR THE YEAR 2012 OF THE NATIONWIDE GENERAL INSURANCE COMPANY

EXHIBIT OF PREMIUMS AND LOSSES (Statutory Page 14)

NAIC Group Code 0140

Direct Business in the state of South Dakota

During the Year 2012

NAIC Company Code 23760

Line of Business	Gross Premiums, Including Policy and Membership Fees, Less Return Premiums and Premiums on Policies not Taken		3 Dividends Paid or Credited to Policyholders on Direct Business	4 Direct Unearned Premium Reserves	5 Direct Losses Paid (deducting salvage)	6 Direct Losses Incurred	7 Direct Losses Unpaid	8 Direct Defense and Cost Containment Expense Paid	9 Direct Defense and Cost Containment Expense Incurred	10 Direct Defense and Cost Containment Expense Unpaid	11 Commissions and Brokerage Expenses	12 Taxes, Licenses and Fees
	1 Direct Premiums Written	2 Direct Premiums Earned										
1. Fire												
2.1 Allied lines												
2.2 Multiple peril crop												
2.3 Federal flood												
3. Farmowners multiple peril												
4. Homeowners multiple peril												
5.1 Commercial multiple peril (non-liability portion)												
5.2 Commercial multiple peril (liability portion)												
6. Mortgage guaranty												
8. Ocean marine												
9. Inland marine												
10. Financial guaranty												
11. Medical professional liability												
12. Earthquake												
13. Group accident and health (b)												
14. Credit accident and health (group and individual)												
15.1 Collectively renewable accident and health (b)												
15.2 Non-cancelable accident and health(b)												
15.3 Guaranteed renewable accident and health(b)												
15.4 Non-renewable for stated reasons only (b)												
15.5 Other accident only												
15.6 Medicare Title XVIII exempt from state taxes or fees												
15.7 All other accident and health (b)												
15.8 Federal employees health benefits program premium (b)												
16. Workers' compensation												
17.1 Other Liability - occurrence												
17.2 Other Liability - claims made												
17.3 Excess workers' compensation												
18. Products liability												
19.1 Private passenger auto no-fault (personal injury protection)												
19.2 Other private passenger auto liability												250
19.3 Commercial auto no-fault (personal injury protection)												
19.4 Other commercial auto liability												
21.1 Private passenger auto physical damage												
21.2 Commercial auto physical damage												
22. Aircraft (all perils)												
23. Fidelity												
24. Surety												
26. Burglary and theft												
27. Boiler and machinery												
28. Credit												
30. Warranty												
34. Aggregate write-ins for other lines of business												
35. TOTALS (a)												250
DETAILS OF WRITE-INS												
3401.												
3402.												
3403.												
3498. Summary of remaining write-ins for Line 34 from overflow page												
3499. Totals (Lines 3401 thru 3403 plus 3498)(Line 34 above)												

(a) Finance and service charges not included in Lines 1 to 35 \$

(b) For health business on indicated lines report: Number of persons insured under PPO managed care products and number of persons insured under indemnity only products

19.SD



ANNUAL STATEMENT FOR THE YEAR 2012 OF THE NATIONWIDE GENERAL INSURANCE COMPANY

EXHIBIT OF PREMIUMS AND LOSSES (Statutory Page 14)

NAIC Group Code 0140

Direct Business in the state of Tennessee

During the Year 2012

NAIC Company Code 23760

Line of Business	Gross Premiums, Including Policy and Membership Fees, Less Return Premiums and Premiums on Policies not Taken		3 Dividends Paid or Credited to Policyholders on Direct Business	4 Direct Unearned Premium Reserves	5 Direct Losses Paid (deducting salvage)	6 Direct Losses Incurred	7 Direct Losses Unpaid	8 Direct Defense and Cost Containment Expense Paid	9 Direct Defense and Cost Containment Expense Incurred	10 Direct Defense and Cost Containment Expense Unpaid	11 Commissions and Brokerage Expenses	12 Taxes, Licenses and Fees
	1 Direct Premiums Written	2 Direct Premiums Earned										
1. Fire												
2.1 Allied lines												
2.2 Multiple peril crop												
2.3 Federal flood												
3. Farmowners multiple peril												
4. Homeowners multiple peril												
5.1 Commercial multiple peril (non-liability portion)												
5.2 Commercial multiple peril (liability portion)												
6. Mortgage guaranty												
8. Ocean marine												
9. Inland marine												
10. Financial guaranty												
11. Medical professional liability												
12. Earthquake												
13. Group accident and health (b)												
14. Credit accident and health (group and individual)												
15.1 Collectively renewable accident and health (b)												
15.2 Non-cancelable accident and health(b)												
15.3 Guaranteed renewable accident and health(b)												
15.4 Non-renewable for stated reasons only (b)												
15.5 Other accident only												
15.6 Medicare Title XVIII exempt from state taxes or fees												
15.7 All other accident and health (b)												
15.8 Federal employees health benefits program premium (b)												
16. Workers' compensation												
17.1 Other Liability - occurrence	55	59		11		(3)	10				4	1
17.2 Other Liability - claims made												
17.3 Excess workers' compensation												
18. Products liability												
19.1 Private passenger auto no-fault (personal injury protection)												
19.2 Other private passenger auto liability	2,617,034	2,742,795		625,815	2,082,472	1,895,222	1,882,327	114,392	79,897	179,586	306,007	61,634
19.3 Commercial auto no-fault (personal injury protection)												
19.4 Other commercial auto liability												
21.1 Private passenger auto physical damage	2,204,604	2,305,370		527,519	1,503,929	1,480,678	39,950	674	99	3,570	257,627	51,955
21.2 Commercial auto physical damage												
22. Aircraft (all perils)												
23. Fidelity												
24. Surety												
26. Burglary and theft												
27. Boiler and machinery												
28. Credit												
30. Warranty												
34. Aggregate write-ins for other lines of business												
35. TOTALS (a)	4,821,693	5,048,224		1,153,345	3,586,401	3,375,897	1,922,287	115,066	79,996	183,156	563,638	113,590
DETAILS OF WRITE-INS												
3401.												
3402.												
3403.												
3498. Summary of remaining write-ins for Line 34 from overflow page												
3499. Totals (Lines 3401 thru 3403 plus 3498)(Line 34 above)												

(a) Finance and service charges not included in Lines 1 to 35 \$ 36,465

(b) For health business on indicated lines report: Number of persons insured under PPO managed care products and number of persons insured under indemnity only products

19.TN



ANNUAL STATEMENT FOR THE YEAR 2012 OF THE NATIONWIDE GENERAL INSURANCE COMPANY

EXHIBIT OF PREMIUMS AND LOSSES (Statutory Page 14)

NAIC Group Code 0140

Direct Business in the state of Texas

During the Year 2012

NAIC Company Code 23760

Line of Business	Gross Premiums, Including Policy and Membership Fees, Less Return Premiums and Premiums on Policies not Taken		3 Dividends Paid or Credited to Policyholders on Direct Business	4 Direct Unearned Premium Reserves	5 Direct Losses Paid (deducting salvage)	6 Direct Losses Incurred	7 Direct Losses Unpaid	8 Direct Defense and Cost Containment Expense Paid	9 Direct Defense and Cost Containment Expense Incurred	10 Direct Defense and Cost Containment Expense Unpaid	11 Commissions and Brokerage Expenses	12 Taxes, Licenses and Fees
	1 Direct Premiums Written	2 Direct Premiums Earned										
1. Fire												
2.1 Allied lines												
2.2 Multiple peril crop												
2.3 Federal flood												
3. Farmowners multiple peril												
4. Homeowners multiple peril	27,567,771	17,400,668		15,805,725	7,464,130	9,185,596	2,060,174	196,242	322,485	143,320	3,757,216	872,024
5.1 Commercial multiple peril (non-liability portion)												
5.2 Commercial multiple peril (liability portion)												
6. Mortgage guaranty												
8. Ocean marine												
9. Inland marine												
10. Financial guaranty												
11. Medical professional liability												
12. Earthquake												
13. Group accident and health (b)												
14. Credit accident and health (group and individual)												
15.1 Collectively renewable accident and health (b)												
15.2 Non-cancelable accident and health(b)												
15.3 Guaranteed renewable accident and health(b)												
15.4 Non-renewable for stated reasons only (b)												
15.5 Other accident only												
15.6 Medicare Title XVIII exempt from state taxes or fees												
15.7 All other accident and health (b)												
15.8 Federal employees health benefits program premium (b)												
16. Workers' compensation												
17.1 Other Liability - occurrence												
17.2 Other Liability - claims made												
17.3 Excess workers' compensation												
18. Products liability												
19.1 Private passenger auto no-fault (personal injury protection)						(297)			(10)			
19.2 Other private passenger auto liability					(1,717)	(2,633)	1,857		(1,779)	742		
19.3 Commercial auto no-fault (personal injury protection)												
19.4 Other commercial auto liability												
21.1 Private passenger auto physical damage					(3,115)	(900)	(8,155)	625	624	4		
21.2 Commercial auto physical damage												
22. Aircraft (all perils)												
23. Fidelity												
24. Surety												
26. Burglary and theft												
27. Boiler and machinery												
28. Credit												
30. Warranty												
34. Aggregate write-ins for other lines of business												
35. TOTALS (a)	27,567,771	17,400,668		15,805,725	7,459,298	9,181,766	2,053,876	196,867	321,320	144,066	3,757,216	872,024
DETAILS OF WRITE-INS												
3401.												
3402.												
3403.												
3498. Summary of remaining write-ins for Line 34 from overflow page												
3499. Totals (Lines 3401 thru 3403 plus 3498)(Line 34 above)												

(a) Finance and service charges not included in Lines 1 to 35 \$ 101,570

(b) For health business on indicated lines report: Number of persons insured under PPO managed care products and number of persons insured under indemnity only products

19.TX



ANNUAL STATEMENT FOR THE YEAR 2012 OF THE NATIONWIDE GENERAL INSURANCE COMPANY

EXHIBIT OF PREMIUMS AND LOSSES (Statutory Page 14)

NAIC Group Code 0140

Direct Business in the state of Utah

During the Year 2012

NAIC Company Code 23760

Line of Business	Gross Premiums, Including Policy and Membership Fees, Less Return Premiums and Premiums on Policies not Taken		3 Dividends Paid or Credited to Policyholders on Direct Business	4 Direct Unearned Premium Reserves	5 Direct Losses Paid (deducting salvage)	6 Direct Losses Incurred	7 Direct Losses Unpaid	8 Direct Defense and Cost Containment Expense Paid	9 Direct Defense and Cost Containment Expense Incurred	10 Direct Defense and Cost Containment Expense Unpaid	11 Commissions and Brokerage Expenses	12 Taxes, Licenses and Fees
	1 Direct Premiums Written	2 Direct Premiums Earned										
1. Fire												
2.1 Allied lines												
2.2 Multiple peril crop												
2.3 Federal flood												
3. Farmowners multiple peril												
4. Homeowners multiple peril												
5.1 Commercial multiple peril (non-liability portion)												
5.2 Commercial multiple peril (liability portion)												
6. Mortgage guaranty												
8. Ocean marine												
9. Inland marine												
10. Financial guaranty												
11. Medical professional liability												
12. Earthquake												
13. Group accident and health (b)												
14. Credit accident and health (group and individual)												
15.1 Collectively renewable accident and health (b)												
15.2 Non-cancelable accident and health(b)												
15.3 Guaranteed renewable accident and health(b)												
15.4 Non-renewable for stated reasons only (b)												
15.5 Other accident only												
15.6 Medicare Title XVIII exempt from state taxes or fees												
15.7 All other accident and health (b)												
15.8 Federal employees health benefits program premium (b)												
16. Workers' compensation												
17.1 Other Liability - occurrence												
17.2 Other Liability - claims made												
17.3 Excess workers' compensation												
18. Products liability												
19.1 Private passenger auto no-fault (personal injury protection)												
19.2 Other private passenger auto liability												575
19.3 Commercial auto no-fault (personal injury protection)												
19.4 Other commercial auto liability												
21.1 Private passenger auto physical damage												
21.2 Commercial auto physical damage												
22. Aircraft (all perils)												
23. Fidelity												
24. Surety												
26. Burglary and theft												
27. Boiler and machinery												
28. Credit												
30. Warranty												
34. Aggregate write-ins for other lines of business												
35. TOTALS (a)												575
DETAILS OF WRITE-INS												
3401.												
3402.												
3403.												
3498. Summary of remaining write-ins for Line 34 from overflow page												
3499. Totals (Lines 3401 thru 3403 plus 3498)(Line 34 above)												

(a) Finance and service charges not included in Lines 1 to 35 \$

(b) For health business on indicated lines report: Number of persons insured under PPO managed care products and number of persons insured under indemnity only products

19 UT



ANNUAL STATEMENT FOR THE YEAR 2012 OF THE NATIONWIDE GENERAL INSURANCE COMPANY

EXHIBIT OF PREMIUMS AND LOSSES (Statutory Page 14)

NAIC Group Code 0140

Direct Business in the state of Vermont

During the Year 2012

NAIC Company Code 23760

Line of Business	Gross Premiums, Including Policy and Membership Fees, Less Return Premiums and Premiums on Policies not Taken		3 Dividends Paid or Credited to Policyholders on Direct Business	4 Direct Unearned Premium Reserves	5 Direct Losses Paid (deducting salvage)	6 Direct Losses Incurred	7 Direct Losses Unpaid	8 Direct Defense and Cost Containment Expense Paid	9 Direct Defense and Cost Containment Expense Incurred	10 Direct Defense and Cost Containment Expense Unpaid	11 Commissions and Brokerage Expenses	12 Taxes, Licenses and Fees
	1 Direct Premiums Written	2 Direct Premiums Earned										
1. Fire												
2.1 Allied lines												
2.2 Multiple peril crop												
2.3 Federal flood												
3. Farmowners multiple peril												
4. Homeowners multiple peril												
5.1 Commercial multiple peril (non-liability portion)												
5.2 Commercial multiple peril (liability portion)												
6. Mortgage guaranty												
8. Ocean marine												
9. Inland marine												
10. Financial guaranty												
11. Medical professional liability												
12. Earthquake												
13. Group accident and health (b)												
14. Credit accident and health (group and individual)												
15.1 Collectively renewable accident and health (b)												
15.2 Non-cancelable accident and health(b)												
15.3 Guaranteed renewable accident and health(b)												
15.4 Non-renewable for stated reasons only (b)												
15.5 Other accident only												
15.6 Medicare Title XVIII exempt from state taxes or fees												
15.7 All other accident and health (b)												
15.8 Federal employees health benefits program premium (b)												
16. Workers' compensation												
17.1 Other Liability - occurrence												
17.2 Other Liability - claims made												
17.3 Excess workers' compensation												
18. Products liability												
19.1 Private passenger auto no-fault (personal injury protection)												
19.2 Other private passenger auto liability												400
19.3 Commercial auto no-fault (personal injury protection)												
19.4 Other commercial auto liability												
21.1 Private passenger auto physical damage												
21.2 Commercial auto physical damage												
22. Aircraft (all perils)												
23. Fidelity												
24. Surety												
26. Burglary and theft												
27. Boiler and machinery												
28. Credit												
30. Warranty												
34. Aggregate write-ins for other lines of business												
35. TOTALS (a)												400
DETAILS OF WRITE-INS												
3401.												
3402.												
3403.												
3498. Summary of remaining write-ins for Line 34 from overflow page												
3499. Totals (Lines 3401 thru 3403 plus 3498)(Line 34 above)												

(a) Finance and service charges not included in Lines 1 to 35 \$

(b) For health business on indicated lines report: Number of persons insured under PPO managed care products and number of persons insured under indemnity only products

19 VT



ANNUAL STATEMENT FOR THE YEAR 2012 OF THE NATIONWIDE GENERAL INSURANCE COMPANY

EXHIBIT OF PREMIUMS AND LOSSES (Statutory Page 14)

NAIC Group Code 0140

Direct Business in the state of Virginia

During the Year 2012

NAIC Company Code 23760

Line of Business	Gross Premiums, Including Policy and Membership Fees, Less Return Premiums and Premiums on Policies not Taken		3 Dividends Paid or Credited to Policyholders on Direct Business	4 Direct Unearned Premium Reserves	5 Direct Losses Paid (deducting salvage)	6 Direct Losses Incurred	7 Direct Losses Unpaid	8 Direct Defense and Cost Containment Expense Paid	9 Direct Defense and Cost Containment Expense Incurred	10 Direct Defense and Cost Containment Expense Unpaid	11 Commissions and Brokerage Expenses	12 Taxes, Licenses and Fees
	1 Direct Premiums Written	2 Direct Premiums Earned										
1. Fire												
2.1 Allied lines												
2.2 Multiple peril crop												
2.3 Federal flood												
3. Farmowners multiple peril												
4. Homeowners multiple peril	6,179,651	1,638,341		4,541,310	534,850	921,383	386,533	6,037	17,519	11,482	939,828	161,854
5.1 Commercial multiple peril (non-liability portion)												
5.2 Commercial multiple peril (liability portion)												
6. Mortgage guaranty												
8. Ocean marine												
9. Inland marine	36,550	10,099		26,451		608	608	1,570	1,593	22	5,072	955
10. Financial guaranty												
11. Medical professional liability												
12. Earthquake	63,427	17,102		46,325	21	1,544	1,523		121	121	8,872	1,617
13. Group accident and health (b)												
14. Credit accident and health (group and individual)												
15.1 Collectively renewable accident and health (b)												
15.2 Non-cancelable accident and health(b)												
15.3 Guaranteed renewable accident and health(b)												
15.4 Non-renewable for stated reasons only (b)												
15.5 Other accident only												
15.6 Medicare Title XVIII exempt from state taxes or fees												
15.7 All other accident and health (b)												
15.8 Federal employees health benefits program premium (b)												
16. Workers' compensation												
17.1 Other Liability - occurrence	1,255	1,397		566		(182)	380		(29)	(19)	151	29
17.2 Other Liability - claims made												
17.3 Excess workers' compensation												
18. Products liability												
19.1 Private passenger auto no-fault (personal injury protection)												
19.2 Other private passenger auto liability	59,325,743	61,820,347		14,016,661	45,013,251	39,987,427	39,286,160	1,653,937	1,537,550	3,594,346	7,256,127	1,324,191
19.3 Commercial auto no-fault (personal injury protection)												
19.4 Other commercial auto liability												
21.1 Private passenger auto physical damage	38,595,861	39,799,050		9,225,246	28,514,008	28,126,920	1,083,730	78,447	73,619	58,131	4,678,825	864,313
21.2 Commercial auto physical damage												
22. Aircraft (all perils)												
23. Fidelity												
24. Surety												
26. Burglary and theft												
27. Boiler and machinery												
28. Credit												
30. Warranty												
34. Aggregate write-ins for other lines of business												
35. TOTALS (a)	104,202,487	103,286,336		27,856,559	74,062,130	69,037,700	40,758,934	1,739,991	1,630,373	3,664,083	12,888,875	2,352,959
DETAILS OF WRITE-INS												
3401.												
3402.												
3403.												
3498. Summary of remaining write-ins for Line 34 from overflow page												
3499. Totals (Lines 3401 thru 3403 plus 3498)(Line 34 above)												

(a) Finance and service charges not included in Lines 1 to 35 \$ 1,689,834

(b) For health business on indicated lines report: Number of persons insured under PPO managed care products and number of persons insured under indemnity only products

19 VA



ANNUAL STATEMENT FOR THE YEAR 2012 OF THE NATIONWIDE GENERAL INSURANCE COMPANY

EXHIBIT OF PREMIUMS AND LOSSES (Statutory Page 14)

NAIC Group Code 0140

Direct Business in the state of Washington

During the Year 2012

NAIC Company Code 23760

Line of Business	Gross Premiums, Including Policy and Membership Fees, Less Return Premiums and Premiums on Policies not Taken		3 Dividends Paid or Credited to Policyholders on Direct Business	4 Direct Unearned Premium Reserves	5 Direct Losses Paid (deducting salvage)	6 Direct Losses Incurred	7 Direct Losses Unpaid	8 Direct Defense and Cost Containment Expense Paid	9 Direct Defense and Cost Containment Expense Incurred	10 Direct Defense and Cost Containment Expense Unpaid	11 Commissions and Brokerage Expenses	12 Taxes, Licenses and Fees
	1 Direct Premiums Written	2 Direct Premiums Earned										
1. Fire												
2.1 Allied lines												
2.2 Multiple peril crop												
2.3 Federal flood												
3. Farmowners multiple peril												
4. Homeowners multiple peril												
5.1 Commercial multiple peril (non-liability portion)												
5.2 Commercial multiple peril (liability portion)												
6. Mortgage guaranty												
8. Ocean marine												
9. Inland marine												
10. Financial guaranty												
11. Medical professional liability												
12. Earthquake												
13. Group accident and health (b)												
14. Credit accident and health (group and individual)												
15.1 Collectively renewable accident and health (b)												
15.2 Non-cancelable accident and health(b)												
15.3 Guaranteed renewable accident and health(b)												
15.4 Non-renewable for stated reasons only (b)												
15.5 Other accident only												
15.6 Medicare Title XVIII exempt from state taxes or fees												
15.7 All other accident and health (b)												
15.8 Federal employees health benefits program premium (b)												
16. Workers' compensation												
17.1 Other Liability - occurrence												
17.2 Other Liability - claims made												
17.3 Excess workers' compensation												
18. Products liability												
19.1 Private passenger auto no-fault (personal injury protection)												
19.2 Other private passenger auto liability												1,000
19.3 Commercial auto no-fault (personal injury protection)												
19.4 Other commercial auto liability												
21.1 Private passenger auto physical damage												
21.2 Commercial auto physical damage												
22. Aircraft (all perils)												
23. Fidelity												
24. Surety												
26. Burglary and theft												
27. Boiler and machinery												
28. Credit												
30. Warranty												
34. Aggregate write-ins for other lines of business												
35. TOTALS (a)												1,000
DETAILS OF WRITE-INS												
3401.												
3402.												
3403.												
3498. Summary of remaining write-ins for Line 34 from overflow page												
3499. Totals (Lines 3401 thru 3403 plus 3498)(Line 34 above)												

(a) Finance and service charges not included in Lines 1 to 35 \$

(b) For health business on indicated lines report: Number of persons insured under PPO managed care products and number of persons insured under indemnity only products

19.WA



ANNUAL STATEMENT FOR THE YEAR 2012 OF THE NATIONWIDE GENERAL INSURANCE COMPANY

EXHIBIT OF PREMIUMS AND LOSSES (Statutory Page 14)

NAIC Group Code 0140

Direct Business in the state of West Virginia

During the Year 2012

NAIC Company Code 23760

Line of Business	Gross Premiums, Including Policy and Membership Fees, Less Return Premiums and Premiums on Policies not Taken		3 Dividends Paid or Credited to Policyholders on Direct Business	4 Direct Unearned Premium Reserves	5 Direct Losses Paid (deducting salvage)	6 Direct Losses Incurred	7 Direct Losses Unpaid	8 Direct Defense and Cost Containment Expense Paid	9 Direct Defense and Cost Containment Expense Incurred	10 Direct Defense and Cost Containment Expense Unpaid	11 Commissions and Brokerage Expenses	12 Taxes, Licenses and Fees
	1 Direct Premiums Written	2 Direct Premiums Earned										
1. Fire												
2.1 Allied lines												
2.2 Multiple peril crop												
2.3 Federal flood												
3. Farmowners multiple peril												
4. Homeowners multiple peril												
5.1 Commercial multiple peril (non-liability portion)												
5.2 Commercial multiple peril (liability portion)												
6. Mortgage guaranty												
8. Ocean marine												
9. Inland marine												
10. Financial guaranty												
11. Medical professional liability												
12. Earthquake												
13. Group accident and health (b)												
14. Credit accident and health (group and individual)												
15.1 Collectively renewable accident and health (b)												
15.2 Non-cancelable accident and health(b)												
15.3 Guaranteed renewable accident and health(b)												
15.4 Non-renewable for stated reasons only (b)												
15.5 Other accident only												
15.6 Medicare Title XVIII exempt from state taxes or fees												
15.7 All other accident and health (b)												
15.8 Federal employees health benefits program premium (b)												
16. Workers' compensation												
17.1 Other Liability - occurrence												
17.2 Other Liability - claims made												
17.3 Excess workers' compensation												
18. Products liability												
19.1 Private passenger auto no-fault (personal injury protection)												
19.2 Other private passenger auto liability												
19.3 Commercial auto no-fault (personal injury protection)												
19.4 Other commercial auto liability												
21.1 Private passenger auto physical damage												
21.2 Commercial auto physical damage												
22. Aircraft (all perils)												
23. Fidelity												
24. Surety												
26. Burglary and theft												
27. Boiler and machinery												
28. Credit												
30. Warranty												
34. Aggregate write-ins for other lines of business												
35. TOTALS (a)												
DETAILS OF WRITE-INS												
3401.												
3402.												
3403.												
3498. Summary of remaining write-ins for Line 34 from overflow page												
3499. Totals (Lines 3401 thru 3403 plus 3498)(Line 34 above)												

NONE

19.WV

(a) Finance and service charges not included in Lines 1 to 35 \$
 (b) For health business on indicated lines report: Number of persons insured under PPO managed care products and number of persons insured under indemnity only products



ANNUAL STATEMENT FOR THE YEAR 2012 OF THE NATIONWIDE GENERAL INSURANCE COMPANY

EXHIBIT OF PREMIUMS AND LOSSES (Statutory Page 14)

NAIC Group Code 0140

Direct Business in the state of Wisconsin

During the Year 2012

NAIC Company Code 23760

Line of Business	Gross Premiums, Including Policy and Membership Fees, Less Return Premiums and Premiums on Policies not Taken		3 Dividends Paid or Credited to Policyholders on Direct Business	4 Direct Unearned Premium Reserves	5 Direct Losses Paid (deducting salvage)	6 Direct Losses Incurred	7 Direct Losses Unpaid	8 Direct Defense and Cost Containment Expense Paid	9 Direct Defense and Cost Containment Expense Incurred	10 Direct Defense and Cost Containment Expense Unpaid	11 Commissions and Brokerage Expenses	12 Taxes, Licenses and Fees
	1 Direct Premiums Written	2 Direct Premiums Earned										
1. Fire												
2.1 Allied lines												
2.2 Multiple peril crop												
2.3 Federal flood												
3. Farmowners multiple peril												
4. Homeowners multiple peril												
5.1 Commercial multiple peril (non-liability portion)												
5.2 Commercial multiple peril (liability portion)												
6. Mortgage guaranty												
8. Ocean marine												
9. Inland marine												
10. Financial guaranty												
11. Medical professional liability												
12. Earthquake												
13. Group accident and health (b)												
14. Credit accident and health (group and individual)												
15.1 Collectively renewable accident and health (b)												
15.2 Non-cancelable accident and health(b)												
15.3 Guaranteed renewable accident and health(b)												
15.4 Non-renewable for stated reasons only (b)												
15.5 Other accident only												
15.6 Medicare Title XVIII exempt from state taxes or fees												
15.7 All other accident and health (b)												
15.8 Federal employees health benefits program premium (b)												
16. Workers' compensation												
17.1 Other Liability - occurrence												
17.2 Other Liability - claims made												
17.3 Excess workers' compensation												
18. Products liability												
19.1 Private passenger auto no-fault (personal injury protection)												
19.2 Other private passenger auto liability												
19.3 Commercial auto no-fault (personal injury protection)												
19.4 Other commercial auto liability												
21.1 Private passenger auto physical damage												
21.2 Commercial auto physical damage												
22. Aircraft (all perils)												
23. Fidelity												
24. Surety												
26. Burglary and theft												
27. Boiler and machinery												
28. Credit												
30. Warranty												
34. Aggregate write-ins for other lines of business												
35. TOTALS (a)												
3401. DETAILS OF WRITE-INS												
3402.												
3403.												
3498. Summary of remaining write-ins for Line 34 from overflow page												
3499. Totals (Lines 3401 thru 3403 plus 3498)(Line 34 above)												

NONE

(a) Finance and service charges not included in Lines 1 to 35 \$
(b) For health business on indicated lines report: Number of persons insured under PPO managed care products and number of persons insured under indemnity only products

19.WI



ANNUAL STATEMENT FOR THE YEAR 2012 OF THE NATIONWIDE GENERAL INSURANCE COMPANY

EXHIBIT OF PREMIUMS AND LOSSES (Statutory Page 14)

NAIC Group Code 0140

Direct Business in the state of Grand Total

During the Year 2012

NAIC Company Code 23760

Line of Business	Gross Premiums, Including Policy and Membership Fees, Less Return Premiums and Premiums on Policies not Taken		3 Dividends Paid or Credited to Policyholders on Direct Business	4 Direct Unearned Premium Reserves	5 Direct Losses Paid (deducting salvage)	6 Direct Losses Incurred	7 Direct Losses Unpaid	8 Direct Defense and Cost Containment Expense Paid	9 Direct Defense and Cost Containment Expense Incurred	10 Direct Defense and Cost Containment Expense Unpaid	11 Commissions and Brokerage Expenses	12 Taxes, Licenses and Fees
	1 Direct Premiums Written	2 Direct Premiums Earned										
1. Fire												
2.1 Allied lines												
2.2 Multiple peril crop												
2.3 Federal flood												
3. Farmowners multiple peril												
4. Homeowners multiple peril	56,960,207	32,540,927		34,701,018	16,032,752	21,672,100	6,556,860	333,999	583,237	289,948	7,950,155	1,744,465
5.1 Commercial multiple peril (non-liability portion)												
5.2 Commercial multiple peril (liability portion)												
6. Mortgage guaranty												
8. Ocean marine												
9. Inland marine	167,646	78,379		109,938	4,717	7,172	3,139	1,620	1,720	141	23,307	4,816
10. Financial guaranty												
11. Medical professional liability												
12. Earthquake	131,784	55,755		89,527	49	3,541	4,064		393	475	17,794	3,777
13. Group accident and health (b)												
14. Credit accident and health (group and individual)												
15.1 Collectively renewable accident and health (b)												
15.2 Non-cancelable accident and health(b)												
15.3 Guaranteed renewable accident and health(b)												
15.4 Non-renewable for stated reasons only (b)												
15.5 Other accident only												
15.6 Medicare Title XVIII exempt from state taxes or fees												
15.7 All other accident and health (b)												
15.8 Federal employees health benefits program premium (b)												
16. Workers' compensation											(69)	250
17.1 Other Liability - occurrence	2,681	2,914		871		(366)	788		(60)	(106)	317	79
17.2 Other Liability - claims made												
17.3 Excess workers' compensation												
18. Products liability												
19.1 Private passenger auto no-fault (personal injury protection)	19,760,463	21,161,579		4,451,956	18,445,086	14,899,172	8,516,976	2,171,219	1,914,967	1,355,768	2,504,064	530,008
19.2 Other private passenger auto liability	191,252,764	198,988,987		44,710,346	150,435,086	132,332,345	151,773,577	5,746,718	5,144,383	13,340,754	23,715,745	4,507,398
19.3 Commercial auto no-fault (personal injury protection)												
19.4 Other commercial auto liability												
21.1 Private passenger auto physical damage	124,386,934	129,036,623		29,072,978	91,165,388	89,792,078	3,046,301	323,012	261,140	251,132	15,144,685	3,026,875
21.2 Commercial auto physical damage												
22. Aircraft (all perils)												
23. Fidelity												
24. Surety												
26. Burglary and theft	3,902	3,993		957	3	3					465	64
27. Boiler and machinery												
28. Credit												
30. Warranty												
34. Aggregate write-ins for other lines of business												
35. TOTALS (a)	392,666,381	381,869,157		113,137,591	276,083,081	258,706,045	169,901,705	8,576,568	7,905,780	15,238,112	49,356,463	9,817,732
DETAILS OF WRITE-INS												
3401.												
3402.												
3403.												
3498. Summary of remaining write-ins for Line 34 from overflow page												
3499. Totals (Lines 3401 thru 3403 plus 3498)(Line 34 above)												

(a) Finance and service charges not included in Lines 1 to 35 \$ 4,776,073

(b) For health business on indicated lines report: Number of persons insured under PPO managed care products and number of persons insured under indemnity only products

19 GT

ANNUAL STATEMENT FOR THE YEAR 2012 OF THE NATIONWIDE GENERAL INSURANCE COMPANY

SCHEDULE F - PART 1

Assumed Reinsurance as of December 31, Current Year (000 OMITTED)

1 Federal ID Number	2 NAIC Company Code	3 Name of Reinsured	4 Domiciliary Jurisdiction	5 Assumed Premium	Reinsurance On		8 Cols. 6 + 7	9 Contingent Commissions Payable	10 Assumed Premiums Receivable	11 Unearned Premium	12 Funds Held By or Deposited With Reinsured Companies	13 Letters of Credit Posted	14 Amount of Assets Pledged or Compensating Balances to Secure Letters of Credit	15 Amount of Assets Pledged or Collateral Held in Trust
					6 Paid Losses and Loss Adjustment Expenses	7 Known Case Losses and LAE								
0499999. Total - Affiliates														
0599998. Other U.S. Unaffiliated Insurers Reinsurance for which the total of Column 8 is less than \$100,000														
0599999. Total Other U.S. Unaffiliated Insurers														
0699998. Pools and Associations - Reinsurance for which the total of Column 8 is less than \$100,000 - Mandatory Pools														
0699999. Total Pools, Associations or Other Similar Facilities - Mandatory Pools														
0799998. Pools and Associations - Reinsurance for which the total of Column 8 is less than \$100,000 - Voluntary Pools														
0799999. Total Pools, Associations or Other Similar Facilities - Voluntary Pools														
0899999. Total - Pools and Associations														
AA-0000000	000000	M.E Ratty Underwriters	GBR	1	7,448	7,448								
0999998. Other Non-U.S. Insurers - Reinsurance for which the total of Column 8 is less than \$100,000														
0999999. Total Other Non-U.S. Insurers														
9999999 Totals														

SCHEDULE F - PART 2

Premium Portfolio Reinsurance Effected or (Canceled) during Current Year

1 Federal ID Number	2 NAIC Com- pany Code	3 Name of Company	4 Date of Contract	5 Original Premium	6 Reinsurance Premium
NONE					

ANNUAL STATEMENT FOR THE YEAR 2012 OF THE NATIONWIDE GENERAL INSURANCE COMPANY

SCHEDULE F - PART 3

Ceded Reinsurance as of December 31, Current Year (000 OMITTED)

1 Federal ID Number	2 NAIC Company Code	3 Name of Reinsurer	4 Domiciliary Jurisdiction	5 Reinsurance Contracts Ceding 75% or More of Direct Premiums Written	6 Reinsurance Premiums Ceded	Reinsurance Recoverable On										Reinsurance Payable		18 Net Amount Recoverable From Reinsurers Cols. 15 - [16 + 17]	19 Funds Held By Company Under Reinsurance Treaties
						7 Paid Losses	8 Paid LAE	9 Known Case Loss Reserves	10 Known Case LAE Reserves	11 IBNR Loss Reserves	12 IBNR LAE Reserves	13 Unearned Premiums	14 Contingent Commis-sions	15 Columns 7 thru 14 Totals	16 Ceded Balances Payable	17 Other Amounts Due to Reinsurers			
31-4177100	23787	Nationwide Mutual Insurance Company	OH		392,666	23,401	787	138,269	43	31,633	22,395	113,138	804	330,470	132,304	(1,524)	199,690		
0199999. Total Authorized - Affiliates - U.S. Intercompany Pooling					392,666	23,401	787	138,269	43	31,633	22,395	113,138	804	330,470	132,304	(1,524)	199,690		
31-1399201	10070	Nationwide Ind Co	OH		1		7,448			39,355				46,803			46,803		
0299999. Total Authorized - Affiliates - U.S. Non-Pool					1		7,448			39,355				46,803			46,803		
0499999. Total Authorized - Affiliates					392,667	23,401	787	145,717	43	70,988	22,395	113,138	804	377,273	132,304	(1,524)	246,493		
0599998. Total Authorized - Other U.S. Unaffiliated Insurers (Under \$100,000)																			
0599999. Total Authorized - Other U.S. Unaffiliated Insurers																			
0899998. Total Authorized - Other Non-U.S. Insurers (Under \$100,000)																			
0899999. Total Authorized - Other Non-U.S. Insurers																			
0999999. Total Authorized					392,667	23,401	787	145,717	43	70,988	22,395	113,138	804	377,273	132,304	(1,524)	246,493		
1399999. Total Unauthorized - Affiliates																			
1499998. Total Unauthorized - Other U.S. Unaffiliated Insurers (Under \$100,000)																			
1499999. Total Unauthorized - Other U.S. Unaffiliated Insurers																			
1799998. Total Unauthorized - Other Non-U.S. Insurers (Under \$100,000)																			
1799999. Total Unauthorized - Other Non-U.S. Insurers																			
1899999. Total Unauthorized																			
2299999. Total Certified - Affiliates																			
2399998. Total Certified - Other U.S. Unaffiliated Insurers (Under \$100,000)																			
2399999. Total Certified - Other U.S. Unaffiliated Insurers																			
2699998. Total Certified - Other Non-U.S. Insurers (Under \$100,000)																			
2699999. Total Certified - Other Non-U.S. Insurers																			
2799999. Total Certified																			
2899999. Total Authorized, Unauthorized and Certified					392,667	23,401	787	145,717	43	70,988	22,395	113,138	804	377,273	132,304	(1,524)	246,493		
2999999. Total Protected Cells																			
9999999 Totals					392,667	23,401	787	145,717	43	70,988	22,395	113,138	804	377,273	132,304	(1,524)	246,493		

NOTE: A. Report the five largest provisional commission rates included in the cedant's reinsurance treaties. The commission rate to be reported is by contract with ceded premium in excess of \$50,000:

	1 Name of Reinsurer	2 Commission Rate	3 Ceded Premium
1.
2.
3.
4.
5.

B. Report the five largest reinsurance recoverables reported in Column 15, due from any one reinsurer (based on the total recoverables, Line 9999999, Column 15), the amount of ceded premium, and indicate whether the recoverables are due from an affiliated insurer.

	1 Name of Reinsurer	2 Total Recoverables	3 Ceded Premiums	4 Affiliated
1.	Nationwide Mutual Insurance Company	330,470	392,666	Yes [X] No []
2.	Nationwide Ind Co	46,803		Yes [X] No []
3.			Yes [] No []
4.			Yes [] No []
5.			Yes [] No []

ANNUAL STATEMENT FOR THE YEAR 2012 OF THE NATIONWIDE GENERAL INSURANCE COMPANY

SCHEDULE F - PART 4

Aging of Ceded Reinsurance as of December 31, Current Year (000 OMITTED)

1 Federal ID Number	2 NAIC Com- pany Code	3 Name of Reinsurer	4 Domiciliary Jurisdiction	Reinsurance Recoverable on Paid Losses and Paid Loss Adjustment Expenses							12 Percentage Overdue Col. 10/Col. 11	13 Percentage More Than 120 Days Overdue Col. 9/Col. 11
				5 Current	Overdue				11 Total Due Cols. 5 + 10			
					6 1 to 29 Days	7 30 to 90 Days	8 91 to 120 Days	9 Over 120 Days		10 Total Overdue Cols. 6 + 7 + 8 + 9		
31-4177100	23787	Nationwide Mutual Insurance Company	OH	24,187						24,187		
0299999. Total Authorized - Affiliates - U.S. Non-Pool				24,187						24,187		
0499999. Total Authorized - Affiliates				24,187						24,187		
0999999. Total Authorized				24,187						24,187		
1399999. Total Unauthorized - Affiliates												
1899999. Total Unauthorized												
2299999. Total Certified - Affiliates												
2799999. Total Certified												
2899999. Total Authorized, Unauthorized and Certified				24,187						24,187		
2999999. Total Protected Cells												
9999999 Totals				24,187						24,187		

Schedule F - Part 5

N O N E

Schedule F - Part 5 - Bank Footnote

N O N E

Schedule F - Part 6 - Section 1 - Provision for Reinsurance Ceded to Certified Reinsurers

N O N E

Schedule F - Part 6 - Section 1 - Bank Footnote

N O N E

Schedule F - Part 6 - Section 2 - Provision for Overdue Reinsurance Ceded to Certified Reinsurers

N O N E

Schedule F - Part 7 - Provision for Overdue Authorized Reinsurance

N O N E

Schedule F - Part 8 - Provision for Overdue Reinsurance

N O N E

ANNUAL STATEMENT FOR THE YEAR 2012 OF THE NATIONWIDE GENERAL INSURANCE COMPANY

SCHEDULE F - PART 9

Restatement of Balance Sheet to Identify Net Credit for Reinsurance

	1 As Reported (Net of Ceded)	2 Restatement Adjustments	3 Restated (Gross of Ceded)
ASSETS (Page 2, Col. 3)			
1. Cash and invested assets (Line 12)	21,630,590		21,630,590
2. Premiums and considerations (Line 15)	105,252,880		105,252,880
3. Reinsurance recoverable on loss and loss adjustment expense payments (Line 16.1)	24,187,270	(24,187,270)	
4. Funds held by or deposited with reinsured companies (Line 16.2)			
5. Other assets	8,245,817		8,245,817
6. Net amount recoverable from reinsurers		246,492,893	246,492,893
7. Protected cell assets (Line 27)			
8. Totals (Line 28)	159,316,557	222,305,623	381,622,180
LIABILITIES (Page 3)			
9. Losses and loss adjustment expenses (Lines 1 through 3)		239,143,221	239,143,221
10. Taxes, expenses, and other obligations (Lines 4 through 8)	105,883	2,328,648	2,434,531
11. Unearned premiums (Line 9)		113,137,591	113,137,591
12. Advance premiums (Line 10)			
13. Dividends declared and unpaid (Line 11.1 and 11.2)			
14. Ceded reinsurance premiums payable (net of ceding commissions (Line 12)	132,303,837	(132,303,837)	
15. Funds held by company under reinsurance treaties (Line 13)			
16. Amounts withheld or retained by company for account of others (Line 14)			
17. Provision for reinsurance (Line 16)			
18. Other liabilities	5,273,718		5,273,718
19. Total liabilities excluding protected cell business (Line 26)	137,683,438	222,305,623	359,989,061
20. Protected cell liabilities (Line 27)			
21. Surplus as regards policyholders (Line 37)	21,633,119	XXX	21,633,119
22. Totals (Line 38)	159,316,557	222,305,623	381,622,180

NOTE: Is the restatement of this exhibit the result of grossing up balances ceded to affiliates under 100 percent reinsurance or pooling arrangements? Yes [X] No []

If yes, give full explanation: See Notes to the Financial Statement #26

Schedule H - Part 1

N O N E

Schedule H - Part 2 - Reserves and Liabilities

N O N E

Schedule H - Part 3 - Prior Year's Claim Reserves and Liabilities

N O N E

Schedule H - Part 4 - Reinsurance

N O N E

Schedule H - Part 5 - Health Claims

N O N E

ANNUAL STATEMENT FOR THE YEAR 2012 OF THE NATIONWIDE GENERAL INSURANCE COMPANY
SCHEDULE P - PART 1A - HOMEOWNERS/FAROWNERS
(\$000 OMITTED)

Years in Which Premiums Were Earned and Losses Were Incurred	Premiums Earned			Loss and Loss Expense Payments						10 Salvage and Subrogation Received	11 Total Net Paid Cols (4 - 5 + 6 - 7 + 8 - 9)	12 Number of Claims Reported Direct and Assumed
	1	2	3	Loss Payments		Defense and Cost Containment Payments		Adjusting and Other Payments				
	Direct and Assumed	Ceded	Net (1 - 2)	4 Direct and Assumed	5 Ceded	6 Direct and Assumed	7 Ceded	8 Direct and Assumed	9 Ceded			
1. Prior.....	XXX	XXX	XXX									XXX
2. 2003.....												
3. 2004.....												
4. 2005.....												
5. 2006.....												
6. 2007.....												
7. 2008.....												
8. 2009.....												
9. 2010.....												
10. 2011.....												
11. 2012.....												
12. Totals	XXX	XXX	XXX									XXX

NONE

	Losses Unpaid				Defense and Cost Containment Unpaid				Adjusting and Other Unpaid		23 Salvage and Subrogation Anticipated	24 Total Net Losses and Expenses Unpaid	25 Number of Claims Outstanding Direct and Assumed
	Case Basis		Bulk + IBNR		Case Basis		Bulk + IBNR		Adjusting and Other Unpaid				
	13 Direct and Assumed	14 Ceded	15 Direct and Assumed	16 Ceded	17 Direct and Assumed	18 Ceded	19 Direct and Assumed	20 Ceded	21 Direct and Assumed	22 Ceded			
1. Prior.....													
2. 2003.....													
3. 2004.....													
4. 2005.....													
5. 2006.....													
6. 2007.....													
7. 2008.....													
8. 2009.....													
9. 2010.....													
10. 2011.....													
11. 2012.....													
12. Totals													

NONE

	Total Losses and Loss Expenses Incurred			Loss and Loss Expense Percentage (Incurred / Premiums Earned)			Nontabular Discount		34 Inter-Company Pooling Participation Percentage	Net Balance Sheet Reserves After Discount	
	26	27	28	29	30	31	32	33		35	36
	Direct and Assumed	Ceded	Net	Direct and Assumed	Ceded	Net	Loss	Loss Expense		Losses Unpaid	Loss Expenses Unpaid
1. Prior.....	XXX	XXX	XXX	XXX	XXX	XXX			XXX		
2. 2003.....											
3. 2004.....											
4. 2005.....											
5. 2006.....											
6. 2007.....											
7. 2008.....											
8. 2009.....											
9. 2010.....											
10. 2011.....											
11. 2012.....											
12. Totals	XXX	XXX	XXX	XXX	XXX	XXX			XXX		

NONE

ANNUAL STATEMENT FOR THE YEAR 2012 OF THE NATIONWIDE GENERAL INSURANCE COMPANY
SCHEDULE P - PART 1B - PRIVATE PASSENGER AUTO LIABILITY/MEDICAL
(\$000 OMITTED)

Years in Which Premiums Were Earned and Losses Were Incurred	Premiums Earned			Loss and Loss Expense Payments						10 Salvage and Subrogation Received	11 Total Net Paid Cols (4 - 5 + 6 - 7 + 8 - 9)	12 Number of Claims Reported Direct and Assumed
	1 Direct and Assumed	2 Ceded	3 Net (1 - 2)	Loss Payments		Defense and Cost Containment Payments		Adjusting and Other Payments				
				4 Direct and Assumed	5 Ceded	6 Direct and Assumed	7 Ceded	8 Direct and Assumed	9 Ceded			
1. Prior.....	XXX	XXX	XXX									XXX
2. 2003.....	79,798	79,798		50,497	50,497	2,405	2,405	350	350			22,624
3. 2004.....	73,888	73,888		48,499	48,499	2,637	2,637	768	768			19,290
4. 2005.....	76,559	76,559		46,245	46,245	2,177	2,177	2,544	2,544			15,144
5. 2006.....	136,413	136,413		83,424	83,424	4,155	4,155	18,284	18,284			19,794
6. 2007.....	222,989	222,989		150,348	150,348	4,953	4,953	18,601	18,601			37,177
7. 2008.....	277,013	277,013		179,126	179,126	5,179	5,179	26,588	26,588			45,872
8. 2009.....	252,029	252,029		152,812	152,812	2,453	2,453	27,272	27,272			45,970
9. 2010.....	260,802	260,802		92,900	92,900	609	609	21,821	21,821			37,739
10. 2011.....												
11. 2012.....												
12. Totals	XXX	XXX	XXX	803,851	803,851	24,568	24,568	116,228	116,228			XXX

	Losses Unpaid				Defense and Cost Containment Unpaid				Adjusting and Other Unpaid		23 Salvage and Subrogation Anticipated	24 Total Net Losses and Expenses Unpaid	25 Number of Claims Outstanding Direct and Assumed
	Case Basis		Bulk + IBNR		Case Basis		Bulk + IBNR						
	13 Direct and Assumed	14 Ceded	15 Direct and Assumed	16 Ceded	17 Direct and Assumed	18 Ceded	19 Direct and Assumed	20 Ceded	21 Direct and Assumed	22 Ceded			
1. Prior.....													
2. 2003.....													
3. 2004.....													
4. 2005.....													
5. 2006.....													
6. 2007.....													
7. 2008.....													
8. 2009.....													
9. 2010.....													
10. 2011.....													
11. 2012.....													
12. Totals													

	Total Losses and Loss Expenses Incurred			Loss and Loss Expense Percentage (Incurred / Premiums Earned)			Nontabular Discount		34 Inter-Company Pooling Participation Percentage	Net Balance Sheet Reserves After Discount	
	26 Direct and Assumed	27 Ceded	28 Net	29 Direct and Assumed	30 Ceded	31 Net	32 Loss	33 Loss Expense		35 Losses Unpaid	36 Loss Expenses Unpaid
	1. Prior.....	XXX	XXX	XXX	XXX	XXX	XXX				XXX
2. 2003.....	53,252	53,252		66.7	66.7						
3. 2004.....	51,904	51,904		70.2	70.2						
4. 2005.....	50,966	50,966		66.6	66.6						
5. 2006.....	105,863	105,863		77.6	77.6						
6. 2007.....	173,902	173,902		78.0	78.0						
7. 2008.....	210,893	210,893		76.1	76.1						
8. 2009.....	182,537	182,537		72.4	72.4						
9. 2010.....	115,330	115,330		44.2	44.2						
10. 2011.....											
11. 2012.....											
12. Totals	XXX	XXX	XXX	XXX	XXX	XXX			XXX		

Schedule P - Part 1C - Commercial Auto/Truck Liability/Medical

N O N E

Schedule P - Part 1D - Workers' Compensation (Excluding Excess Workers' Compensation)

N O N E

Schedule P - Part 1E - Commercial Multiple Peril

N O N E

Schedule P - Part 1F - Section 1 - Medical Professional Liability - Occurrence

N O N E

Schedule P - Part 1F - Section 2 - Medical Professional Liability - Claims-Made

N O N E

Schedule P - Part 1G - Special Liability (Ocean Marine, Aircraft (all perils), Boiler and Machinery)

N O N E

ANNUAL STATEMENT FOR THE YEAR 2012 OF THE NATIONWIDE GENERAL INSURANCE COMPANY
SCHEDULE P - PART 1H - SECTION 1 - OTHER LIABILITY - OCCURRENCE
(\$000 OMITTED)

Years in Which Premiums Were Earned and Losses Were Incurred	Premiums Earned			Loss and Loss Expense Payments						10 Salvage and Subrogation Received	11 Total Net Paid Cols (4 - 5 + 6 - 7 + 8 - 9)	12 Number of Claims Reported Direct and Assumed
	1 Direct and Assumed	2 Ceded	3 Net (1 - 2)	Loss Payments		Defense and Cost Containment Payments		Adjusting and Other Payments				
				4 Direct and Assumed	5 Ceded	6 Direct and Assumed	7 Ceded	8 Direct and Assumed	9 Ceded			
1. Prior.....	XXX	XXX	XXX									XXX
2. 2003.....												
3. 2004.....												
4. 2005.....												
5. 2006.....												
6. 2007.....	10	10										
7. 2008.....	15	15						0	0			
8. 2009.....	5	5						0	0			
9. 2010.....	4	4						0	0			
10. 2011.....												
11. 2012.....												
12. Totals	XXX	XXX	XXX					0	0			XXX

	Losses Unpaid				Defense and Cost Containment Unpaid				Adjusting and Other Unpaid		23 Salvage and Subrogation Anticipated	24 Total Net Losses and Expenses Unpaid	25 Number of Claims Outstanding Direct and Assumed
	Case Basis		Bulk + IBNR		Case Basis		Bulk + IBNR		Adjusting and Other Unpaid				
	13 Direct and Assumed	14 Ceded	15 Direct and Assumed	16 Ceded	17 Direct and Assumed	18 Ceded	19 Direct and Assumed	20 Ceded	21 Direct and Assumed	22 Ceded			
1. Prior.....													
2. 2003.....													
3. 2004.....													
4. 2005.....													
5. 2006.....													
6. 2007.....													
7. 2008.....													
8. 2009.....													
9. 2010.....													
10. 2011.....													
11. 2012.....													
12. Totals													

	Total Losses and Loss Expenses Incurred			Loss and Loss Expense Percentage (Incurred / Premiums Earned)			Nontabular Discount		34 Inter-Company Pooling Participation Percentage	Net Balance Sheet Reserves After Discount	
	26 Direct and Assumed	27 Ceded	28 Net	29 Direct and Assumed	30 Ceded	31 Net	32 Loss	33 Loss Expense		35 Losses Unpaid	36 Loss Expenses Unpaid
	1. Prior.....	XXX	XXX	XXX	XXX	XXX	XXX				XXX
2. 2003.....											
3. 2004.....											
4. 2005.....											
5. 2006.....											
6. 2007.....											
7. 2008.....	0	0		0.3	0.3						
8. 2009.....	0	0		0.5	0.5						
9. 2010.....	0	0		5.7	5.7						
10. 2011.....											
11. 2012.....											
12. Totals	XXX	XXX	XXX	XXX	XXX	XXX			XXX		

ANNUAL STATEMENT FOR THE YEAR 2012 OF THE NATIONWIDE GENERAL INSURANCE COMPANY
SCHEDULE P - PART 1H - SECTION 2 - OTHER LIABILITY - CLAIMS-MADE
(\$000 OMITTED)

Years in Which Premiums Were Earned and Losses Were Incurred	Premiums Earned			Loss and Loss Expense Payments						10 Salvage and Subrogation Received	11 Total Net Paid Cols (4 - 5 + 6 - 7 + 8 - 9)	12 Number of Claims Reported Direct and Assumed
	1 Direct and Assumed	2 Ceded	3 Net (1 - 2)	Loss Payments		Defense and Cost Containment Payments		Adjusting and Other Payments				
				4 Direct and Assumed	5 Ceded	6 Direct and Assumed	7 Ceded	8 Direct and Assumed	9 Ceded			
1. Prior.....	XXX	XXX	XXX									XXX
2. 2003.....												
3. 2004.....												
4. 2005.....												
5. 2006.....												
6. 2007.....												
7. 2008.....												
8. 2009.....												
9. 2010.....												
10. 2011.....												
11. 2012.....												
12. Totals	XXX	XXX	XXX									XXX

NONE

	Losses Unpaid				Defense and Cost Containment Unpaid				Adjusting and Other Unpaid		23 Salvage and Subrogation Anticipated	24 Total Net Losses and Expenses Unpaid	25 Number of Claims Outstanding Direct and Assumed
	Case Basis		Bulk + IBNR		Case Basis		Bulk + IBNR		Adjusting and Other Unpaid				
	13 Direct and Assumed	14 Ceded	15 Direct and Assumed	16 Ceded	17 Direct and Assumed	18 Ceded	19 Direct and Assumed	20 Ceded	21 Direct and Assumed	22 Ceded			
1. Prior.....													
2. 2003.....													
3. 2004.....													
4. 2005.....													
5. 2006.....													
6. 2007.....													
7. 2008.....													
8. 2009.....													
9. 2010.....													
10. 2011.....													
11. 2012.....													
12. Totals													

NONE

	Total Losses and Loss Expenses Incurred			Loss and Loss Expense Percentage (Incurred / Premiums Earned)			Nontabular Discount		34 Inter-Company Pooling Participation Percentage	Net Balance Sheet Reserves After Discount	
	26 Direct and Assumed	27 Ceded	28 Net	29 Direct and Assumed	30 Ceded	31 Net	32 Loss	33 Loss Expense		35 Losses Unpaid	36 Loss Expenses Unpaid
	1. Prior.....	XXX	XXX	XXX	XXX	XXX	XXX				XXX
2. 2003.....											
3. 2004.....											
4. 2005.....											
5. 2006.....											
6. 2007.....											
7. 2008.....											
8. 2009.....											
9. 2010.....											
10. 2011.....											
11. 2012.....											
12. Totals	XXX	XXX	XXX	XXX	XXX	XXX			XXX		

NONE

ANNUAL STATEMENT FOR THE YEAR 2012 OF THE NATIONWIDE GENERAL INSURANCE COMPANY
SCHEDULE P - PART 11 - SPECIAL PROPERTY (FIRE, ALLIED LINES, INLAND MARINE,
EARTHQUAKE, BURGLARY AND THEFT)
(\$000 OMITTED)

Years in Which Premiums Were Earned and Losses Were Incurred	Premiums Earned			Loss and Loss Expense Payments						12 Number of Claims Reported Direct and Assumed		
	1 Direct and Assumed	2 Ceded	3 Net (1 - 2)	Loss Payments		Defense and Cost Containment Payments		Adjusting and Other Payments			10 Salvage and Subrogation Received	11 Total Net Paid Cols (4 - 5 + 6 - 7 + 8 - 9)
				4 Direct and Assumed	5 Ceded	6 Direct and Assumed	7 Ceded	8 Direct and Assumed	9 Ceded			
1. Prior	XXX	XXX	XXX									XXX
2. 2011												XXX
3. 2012												XXX
4. Totals	XXX	XXX	XXX									XXX

	Losses Unpaid				Defense and Cost Containment Unpaid				Adjusting and Other Unpaid		23 Salvage and Subrogation Anticipated	24 Total Net Losses and Expenses Unpaid	25 Number of Claims Outstanding Direct and Assumed
	Case Basis		Bulk + IBNR		Case Basis		Bulk + IBNR		Adjusting and Other Unpaid				
	13 Direct and Assumed	14 Ceded	15 Direct and Assumed	16 Ceded	17 Direct and Assumed	18 Ceded	19 Direct and Assumed	20 Ceded	21 Direct and Assumed	22 Ceded			
1. Prior													
2. 2011													
3. 2012													
4. Totals													

	Total Losses and Loss Expenses Incurred			Loss and Loss Expense Percentage (Incurred /Premiums Earned)			Nontabular Discount		34 Inter-Company Pooling Participation Percentage	Net Balance Sheet Reserves After Discount	
	26 Direct and Assumed	27 Ceded	28 Net	29 Direct and Assumed	30 Ceded	31 Net	32 Loss	33 Loss Expense		35 Losses Unpaid	36 Loss Expenses Unpaid
	1. Prior	XXX	XXX	XXX	XXX	XXX	XXX				XXX
2. 2011											
3. 2012											
4. Totals	XXX	XXX	XXX	XXX	XXX	XXX			XXX		

ANNUAL STATEMENT FOR THE YEAR 2012 OF THE NATIONWIDE GENERAL INSURANCE COMPANY
SCHEDULE P - PART 1J - AUTO PHYSICAL DAMAGE
(\$000 OMITTED)

Years in Which Premiums Were Earned and Losses Were Incurred	Premiums Earned			Loss and Loss Expense Payments							12 Number of Claims Reported Direct and Assumed	
	1 Direct and Assumed	2 Ceded	3 Net (1 - 2)	Loss Payments		Defense and Cost Containment Payments		Adjusting and Other Payments		10 Salvage and Subrogation Received		11 Total Net Paid Cols (4 - 5 + 6 - 7 + 8 - 9)
				4 Direct and Assumed	5 Ceded	6 Direct and Assumed	7 Ceded	8 Direct and Assumed	9 Ceded			
1. Prior.....	XXX	XXX	XXX									XXX
2. 2011.....												
3. 2012.....												
4. Totals	XXX	XXX	XXX									XXX

	Losses Unpaid				Defense and Cost Containment Unpaid				Adjusting and Other Unpaid		23 Salvage and Subrogation Anticipated	24 Total Net Losses and Expenses Unpaid	25 Number of Claims Outstanding Direct and Assumed
	Case Basis		Bulk + IBNR		Case Basis		Bulk + IBNR		Adjusting and Other Unpaid				
	13 Direct and Assumed	14 Ceded	15 Direct and Assumed	16 Ceded	17 Direct and Assumed	18 Ceded	19 Direct and Assumed	20 Ceded	21 Direct and Assumed	22 Ceded			
1. Prior.....													
2. 2011.....													
3. 2012.....													
4. Totals													

	Total Losses and Loss Expenses Incurred			Loss and Loss Expense Percentage (Incurred / Premiums Earned)			Nontabular Discount		34 Inter-Company Pooling Participation Percentage	Net Balance Sheet Reserves After Discount	
	26 Direct and Assumed	27 Ceded	28 Net	29 Direct and Assumed	30 Ceded	31 Net	32 Loss	33 Loss Expense		35 Losses Unpaid	36 Loss Expenses Unpaid
	1. Prior.....	XXX	XXX	XXX	XXX	XXX	XXX				XXX
2. 2011.....											
3. 2012.....											
4. Totals	XXX	XXX	XXX	XXX	XXX	XXX			XXX		

Schedule P - Part 1K - Fidelity/Surety

N O N E

Schedule P - Part 1L - Other (Including Credit, Accident and Health)

N O N E

Schedule P - Part 1M - International

N O N E

Schedule P - Part 1N - Reinsurance - Nonproportional Assumed Property

N O N E

Schedule P - Part 1O - Reinsurance - Nonproportional Assumed Liability

N O N E

Schedule P - Part 1P - Reinsurance - Nonproportional Assumed Financial Lines

N O N E

Schedule P - Part 1R - Section 1 - Products Liability - Occurrence

N O N E

Schedule P - Part 1R - Section 2 - Products Liability - Claims-Made

N O N E

Schedule P - Part 1S - Financial Guaranty/Mortgage Guaranty

N O N E

Schedule P - Part 1T - Warranty

N O N E

ANNUAL STATEMENT FOR THE YEAR 2012 OF THE NATIONWIDE GENERAL INSURANCE COMPANY

SCHEDULE P - PART 2A - HOMEOWNERS/FAROWNERS

Years in Which Losses Were Incurred	INCURRED NET LOSSES AND DEFENSE AND COST CONTAINMENT EXPENSES REPORTED AT YEAR END (\$000 OMITTED)										DEVELOPMENT	
	1 2003	2 2004	3 2005	4 2006	5 2007	6 2008	7 2009	8 2010	9 2011	10 2012	11 One Year	12 Two Year
1. Prior.....												
2. 2003.....												
3. 2004.....	XXX											
4. 2005.....	XXX	XXX										
5. 2006.....	XXX	XXX	XXX									
6. 2007.....	XXX	XXX	XXX	XXX								
7. 2008.....	XXX	XXX	XXX	XXX	XXX							
8. 2009.....	XXX	XXX	XXX	XXX	XXX	XXX						
9. 2010.....	XXX	XXX	XXX	XXX	XXX	XXX	XXX					
10. 2011.....	XXX	XXX	XXX	XXX	XXX	XXX	XXX	XXX				XXX
11. 2012.....	XXX	XXX	XXX	XXX	XXX	XXX	XXX	XXX	XXX		XXX	XXX
12. Totals												

SCHEDULE P - PART 2B - PRIVATE PASSENGER AUTO LIABILITY/MEDICAL

1. Prior.....			2	2	2	2	2	2	2	2		
2. 2003.....												
3. 2004.....	XXX											
4. 2005.....	XXX	XXX										
5. 2006.....	XXX	XXX	XXX									
6. 2007.....	XXX	XXX	XXX	XXX								
7. 2008.....	XXX	XXX	XXX	XXX	XXX							
8. 2009.....	XXX	XXX	XXX	XXX	XXX	XXX						
9. 2010.....	XXX	XXX	XXX	XXX	XXX	XXX	XXX					
10. 2011.....	XXX	XXX	XXX	XXX	XXX	XXX	XXX	XXX				XXX
11. 2012.....	XXX	XXX	XXX	XXX	XXX	XXX	XXX	XXX	XXX		XXX	XXX
12. Totals												

SCHEDULE P - PART 2C - COMMERCIAL AUTO/TRUCK LIABILITY/MEDICAL

1. Prior.....												
2. 2003.....												
3. 2004.....	XXX											
4. 2005.....	XXX	XXX										
5. 2006.....	XXX	XXX	XXX									
6. 2007.....	XXX	XXX	XXX	XXX								
7. 2008.....	XXX	XXX	XXX	XXX	XXX							
8. 2009.....	XXX	XXX	XXX	XXX	XXX	XXX						
9. 2010.....	XXX	XXX	XXX	XXX	XXX	XXX	XXX					
10. 2011.....	XXX	XXX	XXX	XXX	XXX	XXX	XXX	XXX				XXX
11. 2012.....	XXX	XXX	XXX	XXX	XXX	XXX	XXX	XXX	XXX		XXX	XXX
12. Totals												

**SCHEDULE P - PART 2D - WORKERS' COMPENSATION
(EXCLUDING EXCESS WORKERS' COMPENSATION)**

1. Prior.....												
2. 2003.....												
3. 2004.....	XXX											
4. 2005.....	XXX	XXX										
5. 2006.....	XXX	XXX	XXX									
6. 2007.....	XXX	XXX	XXX	XXX								
7. 2008.....	XXX	XXX	XXX	XXX	XXX							
8. 2009.....	XXX	XXX	XXX	XXX	XXX	XXX						
9. 2010.....	XXX	XXX	XXX	XXX	XXX	XXX	XXX					
10. 2011.....	XXX	XXX	XXX	XXX	XXX	XXX	XXX	XXX				XXX
11. 2012.....	XXX	XXX	XXX	XXX	XXX	XXX	XXX	XXX	XXX		XXX	XXX
12. Totals												

SCHEDULE P - PART 2E - COMMERCIAL MULTIPLE PERIL

1. Prior.....												
2. 2003.....												
3. 2004.....	XXX											
4. 2005.....	XXX	XXX										
5. 2006.....	XXX	XXX	XXX									
6. 2007.....	XXX	XXX	XXX	XXX								
7. 2008.....	XXX	XXX	XXX	XXX	XXX							
8. 2009.....	XXX	XXX	XXX	XXX	XXX	XXX						
9. 2010.....	XXX	XXX	XXX	XXX	XXX	XXX	XXX					
10. 2011.....	XXX	XXX	XXX	XXX	XXX	XXX	XXX	XXX				XXX
11. 2012.....	XXX	XXX	XXX	XXX	XXX	XXX	XXX	XXX	XXX		XXX	XXX
12. Totals												

Schedule P - Part 2F - Section 1 - Medical Professional Liability - Occurrence

N O N E

Schedule P - Part 2F - Section 2 - Medical Professional Liability - Claims-Made

N O N E

Schedule P - Part 2G - Special Liability (Ocean Marine, Aircraft (all perils), Boiler and Machinery)

N O N E

Schedule P - Part 2H - Section 1 - Other Liability - Occurrence

N O N E

Schedule P - Part 2H - Section 2- Other Liability - Claims-Made

N O N E

Schedule P - Part 2I - Special Property

N O N E

Schedule P - Part 2J - Auto Physical Damage

N O N E

Schedule P - Part 2K - Fidelity/Surety

N O N E

Schedule P - Part 2L - Other (Including Credit, Accident and Health)

N O N E

Schedule P - Part 2M - International

N O N E

Schedule P - Part 2N - Reinsurance - Nonproportional Assumed Property

N O N E

Schedule P - Part 2O - Reinsurance - Nonproportional Assumed Liability

N O N E

Schedule P - Part 2P - Reinsurance - Nonproportional Assumed Financial Lines

N O N E

ANNUAL STATEMENT FOR THE YEAR 2012 OF THE NATIONWIDE GENERAL INSURANCE COMPANY

SCHEDULE P - PART 2R - SECTION 1 - PRODUCTS LIABILITY - OCCURENCE

Years in Which Losses Were Incurred	INCURRED NET LOSSES AND DEFENSE AND COST CONTAINMENT EXPENSES REPORTED AT YEAR END (\$000 OMITTED)										DEVELOPMENT	
	1 2003	2 2004	3 2005	4 2006	5 2007	6 2008	7 2009	8 2010	9 2011	10 2012	11 One Year	12 Two Year
1. Prior		(1)	(1)	(1)	(1)	(1)	(1)	(1)	(1)	(1)		
2. 2003												
3. 2004	XXX											
4. 2005	XXX	XXX										
5. 2006	XXX	XXX	XXX									
6. 2007	XXX	XXX	XXX	XXX								
7. 2008	XXX	XXX	XXX	XXX	XXX							
8. 2009	XXX	XXX	XXX	XXX	XXX	XXX						
9. 2010	XXX	XXX	XXX	XXX	XXX	XXX	XXX					
10. 2011	XXX	XXX	XXX	XXX	XXX	XXX	XXX	XXX				XXX
11. 2012	XXX	XXX	XXX	XXX	XXX	XXX	XXX	XXX	XXX		XXX	XXX
12. Totals												

SCHEDULE P - PART 2R - SECTION 2 - PRODUCTS LIABILITY - CLAIMS-MADE

1. Prior												
2. 2003												
3. 2004	XXX											
4. 2005	XXX	XXX										
5. 2006	XXX	XXX	XXX									
6. 2007	XXX	XXX	XXX	XXX								
7. 2008	XXX	XXX	XXX	XXX	XXX							
8. 2009	XXX	XXX	XXX	XXX	XXX	XXX						
9. 2010	XXX	XXX	XXX	XXX	XXX	XXX	XXX					
10. 2011	XXX	XXX	XXX	XXX	XXX	XXX	XXX	XXX				XXX
11. 2012	XXX	XXX	XXX	XXX	XXX	XXX	XXX	XXX	XXX		XXX	XXX
12. Totals												

SCHEDULE P - PART 2S - FINANCIAL GUARANTY/MORTGAGE GUARANTY

1. Prior	XXX	XXX	XXX	XXX	XXX	XXX	XXX					
2. 2011	XXX	XXX	XXX	XXX	XXX	XXX	XXX	XXX				XXX
3. 2012	XXX	XXX	XXX	XXX	XXX	XXX	XXX	XXX	XXX		XXX	XXX
4. Totals												

SCHEDULE P - PART 2T - WARRANTY

1. Prior	XXX	XXX	XXX	XXX	XXX	XXX	XXX					
2. 2011	XXX	XXX	XXX	XXX	XXX	XXX	XXX	XXX				XXX
3. 2012	XXX	XXX	XXX	XXX	XXX	XXX	XXX	XXX	XXX		XXX	XXX
4. Totals												

ANNUAL STATEMENT FOR THE YEAR 2012 OF THE NATIONWIDE GENERAL INSURANCE COMPANY

SCHEDULE P - PART 3A - HOMEOWNERS/FAROWNERS

Years in Which Losses Were Incurred	CUMULATIVE PAID NET LOSSES AND DEFENSE AND COST CONTAINMENT EXPENSES REPORTED AT YEAR END (\$000 OMITTED)										11 Number of Claims Closed With Loss Payment	12 Number of Claims Closed Without Loss Payment	
	1	2	3	4	5	6	7	8	9	10			
	2003	2004	2005	2006	2007	2008	2009	2010	2011	2012			
1. Prior	.000												
2. 2003													
3. 2004	XXX												
4. 2005	XXX	XXX											
5. 2006	XXX	XXX	XXX										
6. 2007	XXX	XXX	XXX	XXX									
7. 2008	XXX	XXX	XXX	XXX	XXX								
8. 2009	XXX	XXX	XXX	XXX	XXX	XXX							
9. 2010	XXX	XXX	XXX	XXX	XXX	XXX	XXX						
10. 2011	XXX	XXX	XXX	XXX	XXX	XXX	XXX	XXX					
11. 2012	XXX	XXX	XXX	XXX	XXX	XXX	XXX	XXX	XXX				

NONE

SCHEDULE P - PART 3B - PRIVATE PASSENGER AUTO LIABILITY/MEDICAL

1. Prior	.000		2	2	2	2	2	2	2	2	2	1,939	
2. 2003												18,954	3,670
3. 2004	XXX											16,355	2,935
4. 2005	XXX	XXX										12,407	2,737
5. 2006	XXX	XXX	XXX									14,915	4,879
6. 2007	XXX	XXX	XXX	XXX								27,990	9,187
7. 2008	XXX	XXX	XXX	XXX	XXX							34,495	11,377
8. 2009	XXX	XXX	XXX	XXX	XXX	XXX						34,891	11,079
9. 2010	XXX	XXX	XXX	XXX	XXX	XXX	XXX					28,357	9,382
10. 2011	XXX	XXX	XXX	XXX	XXX	XXX	XXX	XXX					
11. 2012	XXX	XXX	XXX	XXX	XXX	XXX	XXX	XXX	XXX				

SCHEDULE P - PART 3C - COMMERCIAL AUTO/TRUCK LIABILITY/MEDICAL

1. Prior	.000												
2. 2003													
3. 2004	XXX												
4. 2005	XXX	XXX											
5. 2006	XXX	XXX	XXX										
6. 2007	XXX	XXX	XXX	XXX									
7. 2008	XXX	XXX	XXX	XXX	XXX								
8. 2009	XXX	XXX	XXX	XXX	XXX	XXX							
9. 2010	XXX	XXX	XXX	XXX	XXX	XXX	XXX						
10. 2011	XXX	XXX	XXX	XXX	XXX	XXX	XXX	XXX					
11. 2012	XXX	XXX	XXX	XXX	XXX	XXX	XXX	XXX	XXX	XXX			

NONE

**SCHEDULE P - PART 3D - WORKERS' COMPENSATION
(EXCLUDING EXCESS WORKERS' COMPENSATION)**

1. Prior	.000												
2. 2003													
3. 2004	XXX												
4. 2005	XXX	XXX											
5. 2006	XXX	XXX	XXX										
6. 2007	XXX	XXX	XXX	XXX									
7. 2008	XXX	XXX	XXX	XXX	XXX								
8. 2009	XXX	XXX	XXX	XXX	XXX	XXX							
9. 2010	XXX	XXX	XXX	XXX	XXX	XXX	XXX						
10. 2011	XXX	XXX	XXX	XXX	XXX	XXX	XXX	XXX					
11. 2012	XXX	XXX	XXX	XXX	XXX	XXX	XXX	XXX	XXX	XXX			

NONE

SCHEDULE P - PART 3E - COMMERCIAL MULTIPLE PERIL

1. Prior	.000												
2. 2003													
3. 2004	XXX												
4. 2005	XXX	XXX											
5. 2006	XXX	XXX	XXX										
6. 2007	XXX	XXX	XXX	XXX									
7. 2008	XXX	XXX	XXX	XXX	XXX								
8. 2009	XXX	XXX	XXX	XXX	XXX	XXX							
9. 2010	XXX	XXX	XXX	XXX	XXX	XXX	XXX						
10. 2011	XXX	XXX	XXX	XXX	XXX	XXX	XXX	XXX					
11. 2012	XXX	XXX	XXX	XXX	XXX	XXX	XXX	XXX	XXX	XXX			

NONE

Schedule P - Part 3F - Section 1 - Medical Professional Liability - Occurrence

N O N E

Schedule P - Part 3F - Section 2 - Medical Professional Liability - Claims-Made

N O N E

Schedule P - Part 3G - Special Liability

N O N E

Schedule P - Part 3H - Section 1 - Other Liability - Occurrence

N O N E

Schedule P - Part 3H - Section 2 - Other Liability - Claims-Made

N O N E

Schedule P - Part 3I - Special Property

N O N E

Schedule P - Part 3J - Auto Physical Damage

N O N E

Schedule P - Part 3K - Fidelity/Surety

N O N E

Schedule P - Part 3L - Other (Including Credit, Accident and Health)

N O N E

Schedule P - Part 3M - International

N O N E

Schedule P - Part 3N - Reinsurance - Nonproportional Assumed Property

N O N E

Schedule P - Part 3O - Reinsurance - Nonproportional Assumed Liability

N O N E

Schedule P - Part 3P - Reinsurance - Nonproportional Assumed Financial Lines

N O N E

ANNUAL STATEMENT FOR THE YEAR 2012 OF THE NATIONWIDE GENERAL INSURANCE COMPANY
SCHEDULE P - PART 3R - SECTION 1 - PRODUCTS LIABILITY - OCCURENCE

Years in Which Losses Were Incurred	CUMULATIVE PAID NET LOSSES AND DEFENSE AND COST CONTAINMENT EXPENSES REPORTED AT YEAR END (\$000 OMITTED)										11 Number of Claims Closed With Loss Payment	12 Number of Claims Closed Without Loss Payment
	1	2	3	4	5	6	7	8	9	10		
	2003	2004	2005	2006	2007	2008	2009	2010	2011	2012		
1. Prior	.000	(1)	(1)	(1)	(1)	(1)	(1)	(1)	(1)	(1)		
2. 2003												
3. 2004	XXX											
4. 2005	XXX	XXX										
5. 2006	XXX	XXX	XXX									
6. 2007	XXX	XXX	XXX	XXX								
7. 2008	XXX	XXX	XXX	XXX	XXX							
8. 2009	XXX	XXX	XXX	XXX	XXX	XXX						
9. 2010	XXX	XXX	XXX	XXX	XXX	XXX	XXX					
10. 2011	XXX	XXX	XXX	XXX	XXX	XXX	XXX	XXX				
11. 2012	XXX	XXX	XXX	XXX	XXX	XXX	XXX	XXX	XXX			

SCHEDULE P - PART 3R - SECTION 2 - PRODUCTS LIABILITY - CLAIMS-MADE

1. Prior	.000												
2. 2003													
3. 2004	XXX												
4. 2005	XXX	XXX											
5. 2006	XXX	XXX	XXX										
6. 2007	XXX	XXX	XXX	XXX									
7. 2008	XXX	XXX	XXX	XXX	XXX								
8. 2009	XXX	XXX	XXX	XXX	XXX	XXX							
9. 2010	XXX	XXX	XXX	XXX	XXX	XXX	XXX						
10. 2011	XXX	XXX	XXX	XXX	XXX	XXX	XXX	XXX					
11. 2012	XXX	XXX	XXX	XXX	XXX	XXX	XXX	XXX	XXX				

NONE

SCHEDULE P - PART 3S - FINANCIAL GUARANTY/MORTGAGE GUARANTY

1. Prior	XXX	XXX	XXX	XXX	XXX	XXX	XXX	XXX	XXX	XXX	XXX	XXX	XXX
2. 2011	XXX	XXX	XXX	XXX	XXX	XXX	XXX	XXX	XXX	XXX	XXX	XXX	XXX
3. 2012	XXX	XXX	XXX	XXX	XXX	XXX	XXX	XXX	XXX	XXX	XXX	XXX	XXX

NONE

SCHEDULE P - PART 3T - WARRANTY

1. Prior	XXX	XXX	XXX	XXX	XXX	XXX	XXX	XXX	XXX	XXX	XXX	XXX	XXX
2. 2011	XXX	XXX	XXX	XXX	XXX	XXX	XXX	XXX	XXX	XXX	XXX	XXX	XXX
3. 2012	XXX	XXX	XXX	XXX	XXX	XXX	XXX	XXX	XXX	XXX	XXX	XXX	XXX

NONE

Schedule P - Part 4A - Homeowners/Farmowners

N O N E

Schedule P - Part 4B - Private Passenger Auto Liability/Medical

N O N E

Schedule P - Part 4C - Commercial Auto/Truck Liability/Medical

N O N E

Schedule P - Part 4D - Workers' Compensation (Excluding Excess Workers' Compensation)

N O N E

Schedule P - Part 4E - Commercial Multiple Peril

N O N E

Schedule P - Part 4F - Section 1 - Medical Professional Liability - Occurrence

N O N E

Schedule P - Part 4F - Section 2 - Medical Professional Liability - Claims-Made

N O N E

Schedule P - Part 4G - Special Liability

N O N E

Schedule P - Part 4H - Section 1 - Other Liability - Occurrence

N O N E

Schedule P - Part 4H - Section 2 - Other Liability - Claims-Made

N O N E

Schedule P - Part 4I - Special Property

N O N E

Schedule P - Part 4J - Auto Physical Damage

N O N E

Schedule P - Part 4K - Fidelity/Surety

N O N E

Schedule P - Part 4L - Other (Including Credit, Accident and Health)

N O N E

Schedule P - Part 4M - International

N O N E

Schedule P - Part 4N - Reinsurance - Nonproportional Assumed Property

N O N E

Schedule P - Part 4O - Reinsurance - Nonproportional Assumed Liability

N O N E

Schedule P - Part 4P - Reinsurance - Nonproportional Assumed Financial Lines

N O N E

Schedule P - Part 4R - Section 1 - Products Liability - Occurrence

N O N E

Schedule P - Part 4R - Section 2 - Products Liability - Claims-Made

N O N E

Schedule P - Part 4S - Financial Guaranty/Mortgage Guaranty

N O N E

Schedule P - Part 4T - Warranty

N O N E

Schedule P - Part 5A - Homeowners/Farmowners - Section 1

N O N E

Schedule P - Part 5A - Homeowners/Farmowners - Section 2

N O N E

Schedule P - Part 5A - Homeowners/Farmowners - Section 3

N O N E

ANNUAL STATEMENT FOR THE YEAR 2012 OF THE NATIONWIDE GENERAL INSURANCE COMPANY
SCHEDULE P - PART 5B - PRIVATE PASSENGER AUTO LIABILITY/MEDICAL
SECTION 1

Years in Which Premiums Were Earned and Losses Were Incurred	CUMULATIVE NUMBER OF CLAIMS CLOSED WITH LOSS PAYMENT DIRECT AND ASSUMED AT YEAR END									
	1	2	3	4	5	6	7	8	9	10
	2003	2004	2005	2006	2007	2008	2009	2010	2011	2012
1. Prior	6,175	1,257	408	139	102	19	11	3		
2. 2003	13,577	17,999	18,707	18,856	18,924	18,942	18,950	18,954	18,954	18,954
3. 2004	XXX	12,045	15,720	16,112	16,261	16,329	16,345	16,355	16,355	16,355
4. 2005	XXX	XXX	9,531	11,812	12,179	12,338	12,382	12,407	12,407	12,407
5. 2006	XXX	XXX	XXX	9,612	13,957	14,565	14,816	14,915	14,915	14,915
6. 2007	XXX	XXX	XXX	XXX	19,521	26,624	27,629	27,990	27,990	27,990
7. 2008	XXX	XXX	XXX	XXX	XXX	24,864	33,382	34,495	34,495	34,495
8. 2009	XXX	XXX	XXX	XXX	XXX	XXX	26,947	34,891	34,891	34,891
9. 2010	XXX	XXX	XXX	XXX	XXX	XXX	XXX	28,357	28,357	28,357
10. 2011	XXX	XXX	XXX	XXX	XXX	XXX	XXX	XXX		
11. 2012	XXX	XXX	XXX	XXX	XXX	XXX	XXX	XXX	XXX	

SECTION 2

Years in Which Premiums Were Earned and Losses Were Incurred	NUMBER OF CLAIMS OUTSTANDING DIRECT AND ASSUMED AT YEAR END									
	1	2	3	4	5	6	7	8	9	10
	2003	2004	2005	2006	2007	2008	2009	2010	2011	2012
1. Prior	1,227	495	246	81	2,186	32	24	22		
2. 2003	2,376	644	267	90	2,302	17	9	6		
3. 2004	XXX	2,076	620	230	5,914	26	12	4		
4. 2005	XXX	XXX	2,141	541	16,258	79	37	15		
5. 2006	XXX	XXX	XXX	3,931	47,511	360	148	61		
6. 2007	XXX	XXX	XXX	XXX	47,989	1,460	545	224		
7. 2008	XXX	XXX	XXX	XXX	XXX	7,801	1,551	566		
8. 2009	XXX	XXX	XXX	XXX	XXX	XXX	7,360	1,484		
9. 2010	XXX	XXX	XXX	XXX	XXX	XXX	XXX	7,428		
10. 2011	XXX	XXX	XXX	XXX	XXX	XXX	XXX	XXX		
11. 2012	XXX	XXX	XXX	XXX	XXX	XXX	XXX	XXX	XXX	

SECTION 3

Years in Which Premiums Were Earned and Losses Were Incurred	CUMULATIVE NUMBER OF CLAIMS REPORTED DIRECT AND ASSUMED AT YEAR END									
	1	2	3	4	5	6	7	8	9	10
	2003	2004	2005	2006	2007	2008	2009	2010	2011	2012
1. Prior	4,447	773	247	(2)	2,225	(2,128)	5	1	(22)	
2. 2003	18,849	22,129	22,583	22,593	24,888	22,626	22,628	22,630	22,624	22,624
3. 2004	XXX	16,457	19,170	19,223	25,088	19,283	19,289	19,294	19,290	19,290
4. 2005	XXX	XXX	13,729	14,955	31,129	15,138	15,153	15,159	15,144	15,144
5. 2006	XXX	XXX	XXX	17,143	66,169	19,728	19,817	19,855	19,794	19,794
6. 2007	XXX	XXX	XXX	XXX	74,732	36,972	37,275	37,401	37,177	37,177
7. 2008	XXX	XXX	XXX	XXX	XXX	41,790	46,039	46,438	45,872	45,872
8. 2009	XXX	XXX	XXX	XXX	XXX	XXX	43,426	47,454	45,970	45,970
9. 2010	XXX	XXX	XXX	XXX	XXX	XXX	XXX	45,167	37,739	37,739
10. 2011	XXX	XXX	XXX	XXX	XXX	XXX	XXX	XXX		
11. 2012	XXX	XXX	XXX	XXX	XXX	XXX	XXX	XXX	XXX	

Schedule P - Part 5C - Commercial Auto/Truck Liability/Medical - Section 1

N O N E

Schedule P - Part 5C - Commercial Auto/Truck Liability/Medical - Section 2

N O N E

Schedule P - Part 5C - Commercial Auto/Truck Liability/Medical - Section 3

N O N E

Schedule P - Part 5D - Workers' Compensation (Excluding Excess Workers' Compensation) - Section

1

N O N E

Schedule P - Part 5D - Workers' Compensation (Excluding Excess Workers' Compensation) - Section

2

N O N E

Schedule P - Part 5D - Workers' Compensation (Excluding Excess Workers' Compensation) - Section

3

N O N E

Schedule P - Part 5E - Commercial Multiple Peril - Section 1

N O N E

Schedule P - Part 5E - Commercial Multiple Peril - Section 2

N O N E

Schedule P - Part 5E - Commercial Multiple Peril - Section 3

N O N E

Schedule P - Part 5F - Medical Professional Liability - Occurrence - Section 1A

N O N E

Schedule P - Part 5F - Medical Professional Liability - Occurrence - Section 2A

N O N E

Schedule P - Part 5F - Medical Professional Liability - Occurrence - Section 3A

N O N E

Schedule P - Part 5F - Medical Professional Liability - Claims-Made - Section 1B

N O N E

Schedule P - Part 5F - Medical Professional Liability - Claims-Made - Section 2B

N O N E

Schedule P - Part 5F - Medical Professional Liability - Claims-Made - Section 3B

N O N E

Schedule P - Part 5H - Other Liability - Occurrence - Section 1A

N O N E

Schedule P - Part 5H - Other Liability - Occurrence - Section 2A

N O N E

Schedule P - Part 5H - Other Liability - Occurrence - Section 3A

N O N E

Schedule P - Part 5H - Other Liability - Claims-Made - Section 1B

N O N E

Schedule P - Part 5H - Other Liability - Claims-Made - Section 2B

N O N E

Schedule P - Part 5H - Other Liability - Claims-Made - Section 3B

N O N E

Schedule P - Part 5R - Products Liability - Occurrence - Section 1A

N O N E

Schedule P - Part 5R - Products Liability - Occurrence - Section 2A

N O N E

Schedule P - Part 5R - Products Liability - Occurrence - Section 3A

N O N E

Schedule P - Part 5R - Products Liability - Claims-Made - Section 1B

N O N E

Schedule P - Part 5R - Products Liability - Claims-Made - Section 2B

N O N E

Schedule P - Part 5R - Products Liability - Claims-Made - Section 3B

N O N E

Schedule P - Part 5T - Warranty - Section 1

N O N E

Schedule P - Part 5T - Warranty - Section 2

N O N E

Schedule P - Part 5T - Warranty - Section 3

N O N E

Schedule P - Part 6C - Commercial Auto/Truck Liability/Medical - Section 1

N O N E

Schedule P - Part 6C - Commercial Auto/Truck Liability/Medical - Section 2

N O N E

Schedule P - Part 6D - Workers' Compensation (Excluding Excess Workers' Compensation) - Section

1

N O N E

Schedule P - Part 6D - Workers' Compensation (Excluding Excess Workers' Compensation) - Section

2

N O N E

ANNUAL STATEMENT FOR THE YEAR 2012 OF THE NATIONWIDE GENERAL INSURANCE COMPANY
SCHEDULE P - PART 6E - COMMERCIAL MULTIPLE PERIL
SECTION 1

Years in Which Premiums Were Earned and Losses Were Incurred	CUMULATIVE PREMIUMS EARNED DIRECT AND ASSUMED AT YEAR END (\$000 OMITTED)										11 Current Year Premiums Earned
	1 2003	2 2004	3 2005	4 2006	5 2007	6 2008	7 2009	8 2010	9 2011	10 2012	
1. Prior.....											
2. 2003.....											
3. 2004.....	XXX										
4. 2005.....	XXX	XXX									
5. 2006.....	XXX	XXX	XXX								
6. 2007.....	XXX	XXX	XXX	XXX							
7. 2008.....	XXX	XXX	XXX	XXX	XXX						
8. 2009.....	XXX	XXX	XXX	XXX	XXX	XXX					
9. 2010.....	XXX	XXX	XXX	XXX	XXX	XXX	XXX				
10. 2011.....	XXX	XXX	XXX	XXX	XXX	XXX	XXX	XXX			
11. 2012.....	XXX	XXX	XXX	XXX	XXX	XXX	XXX	XXX	XXX		
12. Totals.....	XXX	XXX	XXX	XXX	XXX	XXX	XXX	XXX	XXX	XXX	
13. Earned Premiums (Sch P-Pt. 1)											XXX

SECTION 2

Years in Which Premiums Were Earned and Losses Were Incurred	CUMULATIVE PREMIUMS EARNED CEDED AT YEAR END (\$000 OMITTED)										11 Current Year Premiums Earned
	1 2003	2 2004	3 2005	4 2006	5 2007	6 2008	7 2009	8 2010	9 2011	10 2012	
1. Prior.....											
2. 2003.....											
3. 2004.....	XXX										
4. 2005.....	XXX	XXX									
5. 2006.....	XXX	XXX	XXX								
6. 2007.....	XXX	XXX	XXX	XXX							
7. 2008.....	XXX	XXX	XXX	XXX	XXX						
8. 2009.....	XXX	XXX	XXX	XXX	XXX	XXX					
9. 2010.....	XXX	XXX	XXX	XXX	XXX	XXX	XXX				
10. 2011.....	XXX	XXX	XXX	XXX	XXX	XXX	XXX	XXX			
11. 2012.....	XXX	XXX	XXX	XXX	XXX	XXX	XXX	XXX	XXX		
12. Totals.....	XXX	XXX	XXX	XXX	XXX	XXX	XXX	XXX	XXX	XXX	
13. Earned Premiums (Sch P-Pt. 1)											XXX

SCHEDULE P - PART 6H - OTHER LIABILITY - OCCURRENCE
SECTION 1A

Years in Which Premiums Were Earned and Losses Were Incurred	CUMULATIVE PREMIUMS EARNED DIRECT AND ASSUMED AT YEAR END (\$000 OMITTED)										11 Current Year Premiums Earned
	1 2003	2 2004	3 2005	4 2006	5 2007	6 2008	7 2009	8 2010	9 2011	10 2012	
1. Prior.....											
2. 2003.....											
3. 2004.....	XXX										
4. 2005.....	XXX	XXX									
5. 2006.....	XXX	XXX	XXX								
6. 2007.....	XXX	XXX	XXX	XXX	10	10	10	10	10	10	
7. 2008.....	XXX	XXX	XXX	XXX	XXX	15	15	15	15	15	
8. 2009.....	XXX	XXX	XXX	XXX	XXX	XXX	5	5	5	5	
9. 2010.....	XXX	XXX	XXX	XXX	XXX	XXX	XXX	4	4	4	
10. 2011.....	XXX	XXX	XXX	XXX	XXX	XXX	XXX	XXX			
11. 2012.....	XXX	XXX	XXX	XXX	XXX	XXX	XXX	XXX	XXX		
12. Totals.....	XXX	XXX	XXX	XXX	XXX	XXX	XXX	XXX	XXX	XXX	
13. Earned Premiums (Sch P-Pt. 1)					10	15	5	4			XXX

SECTION 2A

Years in Which Premiums Were Earned and Losses Were Incurred	CUMULATIVE PREMIUMS EARNED CEDED AT YEAR END (\$000 OMITTED)										11 Current Year Premiums Earned
	1 2003	2 2004	3 2005	4 2006	5 2007	6 2008	7 2009	8 2010	9 2011	10 2012	
1. Prior.....											
2. 2003.....											
3. 2004.....	XXX										
4. 2005.....	XXX	XXX									
5. 2006.....	XXX	XXX	XXX								
6. 2007.....	XXX	XXX	XXX	XXX	10	10	10	10	10	10	
7. 2008.....	XXX	XXX	XXX	XXX	XXX	15	15	15	15	15	
8. 2009.....	XXX	XXX	XXX	XXX	XXX	XXX	5	5	5	5	
9. 2010.....	XXX	XXX	XXX	XXX	XXX	XXX	XXX	4	4	4	
10. 2011.....	XXX	XXX	XXX	XXX	XXX	XXX	XXX	XXX			
11. 2012.....	XXX	XXX	XXX	XXX	XXX	XXX	XXX	XXX	XXX		
12. Totals.....	XXX	XXX	XXX	XXX	XXX	XXX	XXX	XXX	XXX	XXX	
13. Earned Premiums (Sch P-Pt. 1)					10	15	5	4			XXX

Schedule P - Part 6H - Other Liability - Claims-Made - Section 1B

N O N E

Schedule P - Part 6H - Other Liability - Claims-Made - Section 2B

N O N E

Schedule P - Part 6M - International - Section 1

N O N E

Schedule P - Part 6M - International - Section 2

N O N E

Schedule P - Part 6N- Reinsurance A - Nonproportional Assumed Property - Section 1

N O N E

Schedule P - Part 6N- Reinsurance A - Nonproportional Assumed Property - Section 2

N O N E

Schedule P - Part 6O - Reinsurance B - Nonproportional Liability - Section 1

N O N E

Schedule P - Part 6O - Reinsurance B - Nonproportional Assumed Liability - Section 2

N O N E

Schedule P - Part 6R - Products Liability - Occurrence - Section 1A

N O N E

Schedule P - Part 6R - Products Liability - Occurrence - Section 2A

N O N E

Schedule P - Part 6R - Products Liability - Claims-Made - Section 1B

N O N E

Schedule P - Part 6R - Products Liability - Claims-Made - Section 2B

N O N E

Schedule P - Part 7A - Section 1 - Primary Loss Sensitive Contracts

N O N E

Schedule P - Part 7A - Section 2 - Primary Loss Sensitive Contracts

N O N E

Schedule P - Part 7A - Section 3 - Primary Loss Sensitive Contracts

N O N E

Schedule P - Part 7A - Section 4 - Primary Loss Sensitive Contracts

N O N E

Schedule P - Part 7A - Section 5 - Primary Loss Sensitive Contracts

N O N E

Schedule P - Part 7B - Section 1 - Reinsurance Loss Sensitive Contracts

N O N E

Schedule P - Part 7B - Section 2 - Reinsurance Loss Sensitive Contracts

N O N E

Schedule P - Part 7B - Section 3 - Reinsurance Loss Sensitive Contracts

N O N E

Schedule P - Part 7B - Section 4 - Reinsurance Loss Sensitive Contracts

N O N E

Schedule P - Part 7B - Section 5 - Reinsurance Loss Sensitive Contracts

N O N E

Schedule P - Part 7B - Section 6 - Reinsurance Loss Sensitive Contracts

N O N E

Schedule P - Part 7B - Section 7 - Reinsurance Loss Sensitive Contracts

N O N E

SCHEDULE P INTERROGATORIES

- 1. The following questions relate to yet-to-be-issued Extended Reporting Endorsements (EREs) arising from Death, Disability, or Retirement (DDR) provisions in Medical Professional Liability Claims Made insurance policies. EREs provided for reasons other than DDR are not to be included.
- 1.1 Does the company issue Medical Professional Liability Claims Made insurance policies that provide tail (also known as an extended reporting endorsement, or "ERE") benefits in the event of Death, Disability, or Retirement (DDR) at a reduced charge or at no additional cost? Yes [] No [X]
If the answer to question 1.1 is "no", leave the following questions blank. If the answer to question 1.1 is "yes", please answer the following questions:
- 1.2 What is the total amount of the reserve for that provision (DDR Reserve), as reported, explicitly or not, elsewhere in this statement (in dollars)? \$
- 1.3 Does the company report any DDR reserve as Unearned Premium Reserve per SSAP #65? Yes [] No []
- 1.4 Does the company report any DDR reserve as loss or loss adjustment expense reserve? Yes [] No []
- 1.5 If the company reports DDR reserve as Unearned Premium Reserve, does that amount match the figure on the Underwriting and Investment Exhibit, Part 1A – Recapitulation of all Premiums (Page 7) Column 2, Lines 11.1 plus 11.2? Yes [] No [] N/A []
- 1.6 If the company reports DDR reserve as loss or loss adjustment expense reserve, please complete the following table corresponding to where these reserves are reported in Schedule P:

Years in Which Premiums Were Earned and Losses Were Incurred		DDR Reserve Included in Schedule P, Part 1F, Medical Professional Liability Column 24: Total Net Losses and Expenses Unpaid	
		1 Section 1: Occurrence	2 Section 2: Claims-Made
1.601	Prior		
1.602	2003		
1.603	2004		
1.604	2005		
1.605	2006		
1.606	2007		
1.607	2008		
1.608	2009		
1.609	2010		
1.610	2011		
1.611	2012		
1.612	Totals		

- 2. The definition of allocated loss adjustment expenses (ALAE) and, therefore, unallocated loss adjustment expenses (ULAE) was changed effective January 1, 1998. This change in definition applies to both paid and unpaid expenses. Are these expenses (now reported as "Defense and Cost Containment" and "Adjusting and Other") reported in compliance with these definitions in this statement? Yes [X] No []
- 3. The Adjusting and Other expense payments and reserves should be allocated to the years in which the losses were incurred based on the number of claims reported, closed and outstanding in those years. When allocating Adjusting and Other expense between companies in a group or a pool, the Adjusting and Other expense should be allocated in the same percentage used for the loss amounts and the claim counts. For reinsurers, Adjusting and Other expense assumed should be reported according to the reinsurance contract. For Adjusting and Other expense incurred by reinsurers, or in those situations where suitable claim count information is not available, Adjusting and Other expense should be allocated by a reasonable method determined by the company and described in Interrogatory 7, below. Are they so reported in this Statement? Yes [X] No []
- 4. Do any lines in Schedule P include reserves that are reported gross of any discount to present value of future payments, and that are reported net of such discounts on Page 10? Yes [] No [X]

If yes, proper disclosure must be made in the Notes to Financial Statements, as specified in the Instructions. Also, the discounts must be reported in Schedule P - Part 1, Columns 32 and 33. Schedule P must be completed gross of non-tabular discounting. Work papers relating to discount calculations must be available for examination upon request.
Discounting is allowed only if expressly permitted by the state insurance department to which this Annual Statement is being filed.

- 5. What were the net premiums in force at the end of the year for:
(in thousands of dollars)
 - 5.1 Fidelity
 - 5.2 Surety

- 6. Claim count information is reported per claim or per claimant (Indicate which) per claim.....
If not the same in all years, explain in Interrogatory 7.
- 7.1 The information provided in Schedule P will be used by many persons to estimate the adequacy of the current loss and expense reserves, among other things. Are there any especially significant events, coverage, retention or accounting changes that have occurred that must be considered when making such analyses? Yes [X] No []

7.2 (An extended statement may be attached.)
Effective January 1, 2011, the Nationwide Mutual Pooling agreement was amended to include fourteen additional affiliates who receive a 0% retrocession from the Pool (see Notes to the Financial Statement #26). The Company's Schedule P does not reflect any external reinsurance from these 0% retrocession affiliates in the direct/assumed and ceded balances and there is no impact to the net presentation for the schedule. The effects of these external reinsurance agreements are presented on the Schedule P of the Company's ultimate parent and affiliates, Nationwide Mutual Insurance Company, Nationwide Mutual Fire Insurance Company, Farmland Mutual Insurance Company and Scottsdale Insurance Company.

SCHEDULE T - PART 2
INTERSTATE COMPACT - EXHIBIT OF PREMIUMS WRITTEN

Allocated by States and Territories

States, Etc.	Direct Business Only					Totals
	1 Life (Group and Individual)	2 Annuities (Group and Individual)	3 Disability Income (Group and Individual)	4 Long-Term Care (Group and Individual)	5 Deposit-Type Contracts	
1. Alabama	AL					
2. Alaska	AK					
3. Arizona	AZ					
4. Arkansas	AR					
5. California	CA					
6. Colorado	CO					
7. Connecticut	CT					
8. Delaware	DE					
9. District of Columbia	DC					
10. Florida	FL					
11. Georgia	GA					
12. Hawaii	HI					
13. Idaho	ID					
14. Illinois	IL					
15. Indiana	IN					
16. Iowa	IA					
17. Kansas	KS					
18. Kentucky	KY					
19. Louisiana	LA					
20. Maine	ME					
21. Maryland	MD					
22. Massachusetts	MA					
23. Michigan	MI					
24. Minnesota	MN					
25. Mississippi	MS					
26. Missouri	MO					
27. Montana	MT					
28. Nebraska	NE					
29. Nevada	NV					
30. New Hampshire	NH					
31. New Jersey	NJ					
32. New Mexico	NM					
33. New York	NY					
34. North Carolina	NC					
35. North Dakota	ND					
36. Ohio	OH					
37. Oklahoma	OK					
38. Oregon	OR					
39. Pennsylvania	PA					
40. Rhode Island	RI					
41. South Carolina	SC					
42. South Dakota	SD					
43. Tennessee	TN					
44. Texas	TX					
45. Utah	UT					
46. Vermont	VT					
47. Virginia	VA					
48. Washington	WA					
49. West Virginia	WV					
50. Wisconsin	WI					
51. Wyoming	WY					
52. American Samoa	AS					
53. Guam	GU					
54. Puerto Rico	PR					
55. U.S. Virgin Islands	VI					
56. Northern Mariana Islands	MP					
57. Canada	CAN					
58. Aggregate Other Alien	OT					
59. Total						

NONE

ANNUAL STATEMENT FOR THE YEAR 2012 OF THE NATIONWIDE GENERAL INSURANCE COMPANY

SCHEDULE Y

PART 1A - DETAIL OF INSURANCE HOLDING COMPANY SYSTEM

1	2	3	4	5	6	7	8	9	10	11	12	13	14	15
Group Code	Group Name	NAIC Company Code	Federal ID Number	Federal RSSD	CIK	Name of Securities Exchange if Publicly Traded (U.S. or International)	Names of Parent, Subsidiaries Or Affiliates	Domiciliary Location	Relationship to Reporting Entity	Directly Controlled by (Name of Entity/Person)	Type of Control (Ownership, Board, Management, Attorney-in-Fact, Influence, Other)	If Control is Ownership Provide Percentage	Ultimate Controlling Entity(ies)/Person(s)	*
0140	Nationwide		31-1486309	2059226			10 W. Nationwide, LLC	OH	NIA	Nationwide Realty Investors, Ltd.	Ownership	100.000	Nationwide Mutual Insurance Company	
0140	Nationwide		31-1486309	1992319			101 N. Twentieth St, LLC	OH	NIA	Nationwide Realty Investors, Ltd.	Ownership	100.000	Nationwide Mutual Insurance Company	
0140	Nationwide		31-1733036	3298210			120 Acre Partners, LLC	DE	NIA	Nationwide Realty Investors, Ltd.	Ownership	95.000	Nationwide Mutual Insurance Company	
0140	Nationwide		26-2451988	1774032			1492 Capital, LLC	OH	NIA	Nationwide Mutual Insurance Company	Ownership	100.000	Nationwide Mutual Insurance Company	
0140	Nationwide		20-1347603	1467890			180 E. Broad Partners, LLC	OH	NIA	Nationwide Realty Investors, Ltd.	Ownership	33.330	Nationwide Mutual Insurance Company	1
0140	Nationwide			4186374			3Stone Inflection Fund, LLC	DE	OTH	Other non-Nationwide	n/a		Other non-Nationwide	
0140	Nationwide		31-1580283	2030884			400 West Nationwide Boulevard, LLC	OH	NIA	NWD Investments, LLC	Ownership	100.000	Nationwide Mutual Insurance Company	
0140	Nationwide		31-1580283	2012588			425 West Nationwide Boulevard, LLC	OH	NIA	NWD Investments, LLC	Ownership	100.000	Nationwide Mutual Insurance Company	
0140	Nationwide		31-1486309	2052244			44 Chestnut, LLC	OH	NIA	Nationwide Realty Investors, Ltd.	Ownership	100.000	Nationwide Mutual Insurance Company	
0140	Nationwide		20-4939866	1953275			775 Yard Street Restaurant, LLC	OH	NIA	NRI Equity Land Investments, LLC	Ownership	100.000	Nationwide Mutual Insurance Company	
0140	Nationwide		20-4939866	1881987			775 Yard Street, LLC	OH	NIA	NRI Equity Land Investments, LLC	Ownership	100.000	Nationwide Mutual Insurance Company	
0140	Nationwide		20-4939866	1880839			800 Bobcat Avenue, LLC	OH	NIA	NRI Equity Land Investments, LLC	Ownership	100.000	Nationwide Mutual Insurance Company	
0140	Nationwide		20-4939866	2051266			805 Bobcat Avenue, LLC	OH	NIA	NRI Equity Land Investments, LLC	Ownership	100.000	Nationwide Mutual Insurance Company	
0140	Nationwide		20-4939866	1881988			850 Goodale Blvd., LLC	OH	NIA	NRI Equity Land Investments, LLC	Ownership	100.000	Nationwide Mutual Insurance Company	
0140	Nationwide		20-4939866	2116496			925 Burrell Avenue Acquisitions, LLC	OH	NIA	NRI Equity Land Investments, LLC	Ownership	100.000	Nationwide Mutual Insurance Company	
0140	Nationwide		31-1680808	1107195			AD Investments, LLC	OH	NIA	Nationwide Realty Investors, Ltd.	Ownership	60.000	Nationwide Mutual Insurance Company	
0140	Nationwide		31-1580283	1203104			ADTV, LLC	OH	NIA	NWD Investments, LLC	Ownership	100.000	Nationwide Mutual Insurance Company	
0140	Nationwide		52-2227314				AGMC Reinsurance, Ltd.	TCA	IA	Nationwide Advantage Mortgage Company	Ownership	100.000	Nationwide Mutual Insurance Company	
0140	Nationwide		42-1011300	1573			ALLIED General Agency Company	IA	IA	AMCO Insurance Company	Ownership	100.000	Nationwide Mutual Insurance Company	
0140	Nationwide		42-0958655	1575			ALLIED Group, Inc.	IA	NIA	Nationwide Mutual Insurance Company	Ownership	100.000	Nationwide Mutual Insurance Company	
0140	Nationwide	10127	27-0114983	1519361			ALLIED Insurance Company of America (fka Atlantic Floridian Insurance Company)	OH	IA	Nationwide Mutual Insurance Company	Ownership	100.000	Nationwide Mutual Insurance Company	
0140	Nationwide	45279	42-1201931	89532			ALLIED Property and Casualty Insurance Company	IA	IA	ALLIED Group, Inc.	Ownership	100.000	Nationwide Mutual Insurance Company	
0140	Nationwide		42-1527863				ALLIED Texas Agency, Inc.	TX	IA	AMCO Insurance Company	Ownership	100.000	Nationwide Mutual Insurance Company	
0140	Nationwide	19100	42-6054959	69720			AMCO Insurance Company	IA	IA	ALLIED Group, Inc.	Ownership	100.000	Nationwide Mutual Insurance Company	
0140	Nationwide		59-1031596	248504			American Marine Underwriters, Inc.	FL	IA	Nationwide Mutual Insurance Company	Ownership	100.000	Nationwide Mutual Insurance Company	
0140	Nationwide		31-1486309	2135351			Anderson Meadows, LLC	OH	NIA	Nationwide Realty Investors, Ltd.	Ownership	100.000	Nationwide Mutual Insurance Company	
0140	Nationwide		31-1580283	1419007			Arena District CA I, LLC	OH	NIA	NWD Investments, LLC	Ownership	100.000	Nationwide Mutual Insurance Company	
0140	Nationwide		90-0280710	1424858			Arena District Owners Association	OH	OTH	Other non-Nationwide	n/a		Other non-Nationwide	
0140	Nationwide		31-1580283	1144891			Arena Theatres, LLC	OH	NIA	NWD Investments, LLC	Ownership	100.000	Nationwide Mutual Insurance Company	
0140	Nationwide			4508087			Artesa at Quarry Village, LLC	TX	OTH	Other non-Nationwide	n/a		Other non-Nationwide	
0140	Nationwide			4508087			BCCS Investment Fund LLC	DE	OTH	Nationwide Mutual Insurance Company	Ownership	100.000	Nationwide Mutual Insurance Company	
0140	Nationwide		31-1184438	1007292			Boulevard Inn Limited Liability Company	OH	NIA	Nationwide Realty Investors, Ltd.	Ownership	94.800	Nationwide Mutual Insurance Company	
0140	Nationwide		31-1555487	2782835			Broad Street Retail, LLC	DE	NIA	Nationwide Realty Investors, Ltd.	Ownership	60.000	Nationwide Mutual Insurance Company	
0140	Nationwide			4061319			Brooke School Investment Fund, LLC	DE	OTH	Nationwide Mutual Insurance Company	Ownership	100.000	Nationwide Mutual Insurance Company	
0140	Nationwide			1724975			CHP New Markets Investment Fund, LLC	OH	OTH	Nationwide Mutual Insurance Company	Limited partner /no control	50.000	Other non-Nationwide	
0140	Nationwide		20-1618232	1619986			CNRI-Cannonsport Condominium, LLC	OH	NIA	CNRI-Cannonsport, LLC	Ownership	100.000	Nationwide Mutual Insurance Company	
0140	Nationwide		20-1618232	1486898			CNRI-Cannonsport, LLC	OH	NIA	Nationwide Realty Investors, Ltd.	Ownership	100.000	Nationwide Mutual Insurance Company	
0140	Nationwide			3218126			Co-Investment Fund, L.P.	DE	OTH	Other non-Nationwide	n/a		Other non-Nationwide	
0140	Nationwide						COLHOC Limited Partnership	OH	NIA	Nationwide Realty Investors, Ltd.	Ownership	30.760	Other non-Nationwide	
0140	Nationwide	29262	74-1061659	36000			Colonial County Mutual Insurance Company	TX	OTH	Other non-Nationwide	contract		Other non-Nationwide	
0140	Nationwide		04-3750770	1379969			Continental/North Shore I, L.P.	OH	NIA	Continental/NRI North Shore Investments, LLC	Ownership	100.000	Nationwide Mutual Insurance Company	1
0140	Nationwide		20-0366090	1421903			Continental/North Shore II, L.P.	OH	NIA	Continental/NRI North Shore Investments, LLC	Ownership	100.000	Nationwide Mutual Insurance Company	1
0140	Nationwide		20-0142724	1405651			Continental/NRI North Shore Investments, LLC	OH	NIA	Nationwide Realty Investors, Ltd.	Ownership	50.500	Nationwide Mutual Insurance Company	1
0140	Nationwide						Cotton Mill Partners, LLC	VA	OTH	Nationwide Mutual Insurance Company	Limited partner /no control	2.000	Other non-Nationwide	
0140	Nationwide	18961	68-0066866	1425788			Crestbrook Insurance Company	OH	IA	Nationwide Mutual Insurance Company	Ownership	100.000	Nationwide Mutual Insurance Company	
0140	Nationwide		31-1486309	1080734			Crewville, Ltd.	OH	NIA	Nationwide Realty Investors, Ltd.	Ownership	100.000	Nationwide Mutual Insurance Company	

ANNUAL STATEMENT FOR THE YEAR 2012 OF THE NATIONWIDE GENERAL INSURANCE COMPANY

SCHEDULE Y

PART 1A - DETAIL OF INSURANCE HOLDING COMPANY SYSTEM

1	2	3	4	5	6	7	8	9	10	11	12	13	14	15
Group Code	Group Name	NAIC Company Code	Federal ID Number	Federal RSSD	CIK	Name of Securities Exchange if Publicly Traded (U.S. or International)	Names of Parent, Subsidiaries Or Affiliates	Domiciliary Location	Relationship to Reporting Entity	Directly Controlled by (Name of Entity/Person)	Type of Control (Ownership, Board, Management, Attorney-in-Fact, Influence, Other)	If Control is Ownership Provide Percentage	Ultimate Controlling Entity(ies)/Person(s)	*
0140	Nationwide	42587	42-1207150	89535			Depositors Insurance Company	IA	IA	ALLIED Group, Inc.	Ownership	100.000	Nationwide Mutual Insurance Company	
0140	Nationwide		33-0096671				DVM Insurance Agency, Inc.	CA	NIA	Veterinary Pet Insurance Company	Ownership	100.000	Nationwide Mutual Insurance Company	
0140	Nationwide		20-1945276	3869407			East of Madison, LLC	DE	NIA	120 Acre Partners, Ltd.	Ownership	24.910	Nationwide Mutual Insurance Company	1
0140	Nationwide						ELH Investment LLC	DE	OTH	Nationwide Mutual Insurance Company	Other		Nationwide Mutual Insurance Company	2
0140	Nationwide	13838	42-0618271	69573			Farmland Mutual Insurance Company	IA	OTH	Other non-Nationwide	debt		Other non-Nationwide	
0140	Nationwide	22209	75-6013587	1874832			Freedom Specialty Insurance Company (fka Atlantic Insurance Company)	OH	IA	Scottsdale Insurance Company	Ownership	100.000	Nationwide Mutual Insurance Company	
0140	Nationwide		31-4187660	144612			Gates McDonald of Ohio, LLC	OH	NIA	Nationwide Better Health Holding Company, LLC	Ownership	100.000	Nationwide Mutual Insurance Company	
0140	Nationwide		13-4933584				Gates, McDonald & Company of New York, Inc.	NY	NIA	Gates McDonald of Ohio, LLC	Ownership	100.000	Nationwide Mutual Insurance Company	
0140	Nationwide		76-0810957	1588883			GatesMcDonald DTAO, LLC	OH	NIA	Gates McDonald of Ohio, LLC	Ownership	100.000	Nationwide Mutual Insurance Company	
0140	Nationwide		76-0810958	1588884			GatesMcDonald DTC, LLC	OH	NIA	Gates McDonald of Ohio, LLC	Ownership	100.000	Nationwide Mutual Insurance Company	
0140	Nationwide		31-1478706	950745			GatesMcDonald Health Plus, LLC	OH	NIA	Gates McDonald of Ohio, LLC	Ownership	100.000	Nationwide Mutual Insurance Company	
0140	Nationwide		20-4939866	1809307			Grandview Yard Hotel Holdings, LLC	OH	NIA	NRI Equity Land Investments, LLC	Ownership	100.000	Nationwide Mutual Insurance Company	
0140	Nationwide		20-4939866	1808094			Grandview Yard Hotel, LLC	OH	NIA	Grandview Yard Hotel Holdings, LLC	Ownership	100.000	Nationwide Mutual Insurance Company	
0140	Nationwide		51-0241172	876834			Harleysville Group, Inc.	DE	NIA	Nationwide Mutual Insurance Company	Ownership	100.000	Nationwide Mutual Insurance Company	
0140	Nationwide	23582	41-0417250	3691381			Harleysville Insurance Company	PA	IA	Nationwide Mutual Insurance Company	Ownership	100.000	Nationwide Mutual Insurance Company	
0140	Nationwide	33235	16-1075588				Harleysville Insurance Company of New Jersey	NJ	IA	Harleysville Group, Inc.	Ownership	100.000	Nationwide Mutual Insurance Company	
0140	Nationwide	10674	23-2864924	2719450			Harleysville Insurance Company of New York	PA	IA	Harleysville Group, Inc.	Ownership	100.000	Nationwide Mutual Insurance Company	
0140	Nationwide	14516	38-3198542				Harleysville Lake States Insurance Company	MI	IA	Harleysville Group, Inc.	Ownership	100.000	Nationwide Mutual Insurance Company	
0140	Nationwide	64327	23-1580983	153756			Harleysville Life Insurance Company	PA	IA	Nationwide Mutual Insurance Company	Ownership	100.000	Nationwide Mutual Insurance Company	
0140	Nationwide	40983	23-2612951	1596290			Harleysville Pennland Insurance Company	PA	IA	Nationwide Mutual Insurance Company	Ownership	100.000	Nationwide Mutual Insurance Company	
0140	Nationwide	35896	23-2384978	890691			Harleysville Preferred Insurance Company	PA	IA	Harleysville Group, Inc.	Ownership	100.000	Nationwide Mutual Insurance Company	
0140	Nationwide		51-0259283	90768			Harleysville Services, Inc.	DE	NIA	Nationwide Mutual Insurance Company	Ownership	100.000	Nationwide Mutual Insurance Company	
0140	Nationwide	26182	04-1989660	3696747			Harleysville Worcester Insurance Company	PA	IA	Harleysville Group, Inc.	Ownership	100.000	Nationwide Mutual Insurance Company	
0140	Nationwide		23-2403000	887472			Harleysville, Ltd.	PA	NIA	Harleysville Preferred Insurance Company	Ownership	49.500	Nationwide Mutual Insurance Company	
0140	Nationwide		23-2403000	887472			Harleysville, Ltd.	PA	NIA	Harleysville Worcester Insurance Company	Ownership	49.500	Nationwide Mutual Insurance Company	
0140	Nationwide		23-2403000	887472			Harleysville, Ltd.	PA	NIA	Harleysville Group, Inc.	Ownership	1.000	Nationwide Mutual Insurance Company	
0140	Nationwide		32-0051216				Hideaway Properties Corp.	CA	OTH	Nationwide Realty Investors, Ltd.	Ownership	50.000	Nationwide Mutual Insurance Company	1
0140	Nationwide		31-0871532	474143			Insurance Intermediaries, Inc.	OH	IA	Nationwide Mutual Insurance Company	Ownership	100.000	Nationwide Mutual Insurance Company	
0140	Nationwide		23-2882311	2738642			Insurance Management Resources, L.P.	PA	NIA	Harleysville Insurance Company	Ownership	1.000	Nationwide Mutual Insurance Company	
0140	Nationwide		23-2882311	2738642			Insurance Management Resources, L.P.	PA	NIA	Harleysville Preferred Insurance Company	Ownership	99.000	Nationwide Mutual Insurance Company	
0140	Nationwide		31-1486309	1592475			Jerome Village Company, LLC	OH	NIA	Nationwide Realty Investors, Ltd.	Ownership	100.000	Nationwide Mutual Insurance Company	
0140	Nationwide			2004939			Jerome Village Master Property Owners Association	OH	OTH	Other non-Nationwide	Ownership		Other non-Nationwide	2
0140	Nationwide			2004980			Jerome Village Residential Property Owners Association, Inc.	OH	OTH	Other non-Nationwide	Ownership		Other non-Nationwide	2
0140	Nationwide			4475300			Leaguers Investment Fund LLC	DE	OTH	Nationwide Mutual Insurance Company	Other		Nationwide Mutual Insurance Company	2
0140	Nationwide		56-3789189	1500255			Life REO Holdings, LLC	OH	NIA	Nationwide Life Insurance Company	Ownership	100.000	Nationwide Mutual Insurance Company	
0140	Nationwide		56-3789187	1500255			Life REO Holdings, LLC	OH	NIA	Nationwide Life Insurance Company	Ownership	100.000	Nationwide Mutual Insurance Company	
0140	Nationwide		74-1395229	17243100			Lone Star General Agency, Inc.	TX	IA	Nationwide Mutual Insurance Company	Ownership	100.000	Nationwide Mutual Insurance Company	
0140	Nationwide			4006322			Match School Investment Fund, LLC	DE	OTH	Nationwide Mutual Insurance Company	Ownership	100.000	Nationwide Mutual Insurance Company	
0140	Nationwide	11991	38-0865250				National Casualty Company	WI	IA	Nationwide Mutual Insurance Company	Ownership	100.000	Nationwide Mutual Insurance Company	

ANNUAL STATEMENT FOR THE YEAR 2012 OF THE NATIONWIDE GENERAL INSURANCE COMPANY

SCHEDULE Y

PART 1A - DETAIL OF INSURANCE HOLDING COMPANY SYSTEM

1	2	3	4	5	6	7	8	9	10	11	12	13	14	15
Group Code	Group Name	NAIC Company Code	Federal ID Number	Federal RSSD	CIK	Name of Securities Exchange if Publicly Traded (U.S. or International)	Names of Parent, Subsidiaries Or Affiliates	Domiciliary Location	Relationship to Reporting Entity	Directly Controlled by (Name of Entity/Person)	Type of Control (Ownership, Board, Management, Attorney-in-Fact, Influence, Other)	If Control is Ownership Provide Percentage	Ultimate Controlling Entity(ies)/Person(s)	*
.....0140	837003	National Casualty Company of America, Ltd.	..GBRIA	National Casualty Company	Ownership	..100.000	Nationwide Mutual Insurance Company
.....0140	Nationwide	42-1154244	1577	Nationwide Advantage Mortgage Company	..IANIA	AMCO Insurance Company	Ownership	..87.300	Nationwide Mutual Insurance Company
.....0140	Nationwide	42-1154244	1577	Nationwide Advantage Mortgage Company	..IANIA	ALLIED Property & Casualty Insurance Company	Ownership	..8.470	Nationwide Mutual Insurance Company
.....0140	Nationwide	42-1154244	1577	Nationwide Advantage Mortgage Company	..IANIA	Depositors Insurance Company	Ownership	..4.230	Nationwide Mutual Insurance Company
.....0140	Nationwide	26093	48-0470690	1590224	Nationwide Affinity Insurance Company of America	..OHIA	Nationwide Mutual Insurance Company	Ownership	..100.000	Nationwide Mutual Insurance Company
.....0140	Nationwide	28223	42-1015537	69693	Nationwide Agribusiness Insurance Company	..IAIA	Nationwide Mutual Insurance Company	Ownership	..100.000	Nationwide Mutual Insurance Company
.....0140	Nationwide	20-5976272	1662083	Nationwide Alternative Investments, LLC	..OHNIA	Nationwide Mutual Insurance Company	Ownership	..100.000	Nationwide Mutual Insurance Company
.....0140	Nationwide	31-1578869	993794	Nationwide Arena, LLC	..OHNIA	NRI Arena, LLC	Ownership	..90.000	Nationwide Mutual Insurance Company
.....0140	Nationwide	31-1578869	993794	Nationwide Arena, LLC	..OHNIA	Nationwide Realty Investors, LLC	Ownership	..90.000	Nationwide Mutual Insurance Company
.....0140	Nationwide	20-8670712	1685468	Nationwide Asset Management, LLC	..OHNIA	Nationwide Mutual Insurance Company	Ownership	..100.000	Nationwide Mutual Insurance Company
.....0140	Nationwide	20-8670712	1685468	Nationwide Asset Management, LLC	..OHDS	Nationwide Mutual Insurance Company	Ownership	..100.000	Nationwide Mutual Insurance Company
.....0140	Nationwide	10723	95-0639970	Nationwide Assurance Company	..WIIA	Nationwide Mutual Insurance Company	Ownership	..100.000	Nationwide Mutual Insurance Company
.....0140	Nationwide	31-1592130	2729677	Nationwide BankOTH	Nationwide Financial Services, Inc.	Ownership	..100.000	Nationwide Mutual Insurance Company
.....0140	Nationwide	52-1776258	1994715	Nationwide Better Health (Ohio), LLC	..OHNIA	Nationwide Better Health Holding Company, LLC	Ownership	..100.000	Nationwide Mutual Insurance Company
.....0140	Nationwide	11-3766032	1573772	Nationwide Better Health Holding Company, LLC	..OHNIA	Nationwide Corporation	Ownership	..75.000	Nationwide Mutual Insurance Company
.....0140	Nationwide	11-3766032	1573772	Nationwide Better Health Holding Company, LLC	..OHNIA	Nationwide Mutual Fire Insurance Company	Ownership	..25.000	Nationwide Mutual Insurance Company
.....0140	Nationwide	31-1036287	594869	Nationwide Cash Management Company	..OHNIA	Nationwide Mutual Insurance Company	Ownership	..100.000	Nationwide Mutual Insurance Company
.....0140	Nationwide	31-4416546	199852	Nationwide Corporation	..OHNIA	Nationwide Mutual Insurance Company	Ownership	..95.200	Nationwide Mutual Insurance Company
.....0140	Nationwide	31-4416546	199852	Nationwide Corporation	..OHNIA	Nationwide Mutual Fire Insurance Company	Ownership	..4.800	Nationwide Mutual Insurance Company
.....0140	Nationwide	04-3679407	3526499	Nationwide Emerging Managers, LLC	..DENIA	NWD Investment Management, Inc.	Ownership	..100.000	Nationwide Mutual Insurance Company
.....0140	Nationwide	05-0630007	1586317	Nationwide Exclusive Agent Risk Purchasing Group, LLC	..OHNIA	Insurance Intermediaries, Inc.	Ownership	..100.000	Nationwide Mutual Insurance Company
.....0140	Nationwide	31-1667326	1096699	Nationwide Financial Assignment Company	..OHNIA	Nationwide Life Insurance Company	Ownership	..100.000	Nationwide Mutual Insurance Company
.....0140	Nationwide	23-2412039	917471	Nationwide Financial General Agency, Inc.	..PANIA	NFS Distributors, Inc.	Ownership	..100.000	Nationwide Mutual Insurance Company
.....0140	Nationwide	31-1316276	2248294	Nationwide Financial Institution Distributors Agency, Inc.	..DENIA	NFS Distributors, Inc.	Ownership	..100.000	Nationwide Mutual Insurance Company
.....0140	Nationwide	31-6554353	2697294	Nationwide Financial Services Capital Trust	..DENIA	Nationwide Financial Services, Inc.	Ownership	..100.000	Nationwide Mutual Insurance Company
.....0140	Nationwide	31-1486870	2685530	Nationwide Financial Services, Inc.	..DENIA	Nationwide Corporation	Ownership	..100.000	Nationwide Mutual Insurance Company
.....0140	Nationwide	52-6969857	2999617	Nationwide Fund Advisors	..DENIA	Nationwide Financial Services, Inc.	Ownership	..100.000	Nationwide Mutual Insurance Company
.....0140	Nationwide	31-1748721	3314331	Nationwide Fund Distributors LLC	..DENIA	NFS Distributors, Inc.	Ownership	..100.000	Nationwide Mutual Insurance Company
.....0140	Nationwide	31-0900518	4334484	Nationwide Fund Management LLC	..DENIA	NFS Distributors, Inc.	Ownership	..100.000	Nationwide Mutual Insurance Company
.....0140	Nationwide	23760	31-4425763	265684	Nationwide General Insurance Company	..OHNIA	Nationwide Mutual Insurance Company	Ownership	..100.000	Nationwide Mutual Insurance Company
.....0140	Nationwide	31-1570938	985417	Nationwide Global Holdings, Inc.	..OHNIA	Nationwide Corporation	Ownership	..100.000	Nationwide Mutual Insurance Company
.....0140	Nationwide	04-3732385	3608565	Nationwide Global Ventures, Inc.	..DENIA	Nationwide Corporation	Ownership	..100.000	Nationwide Mutual Insurance Company
.....0140	Nationwide	31-1399201	864164	Nationwide Indemnity Company	..OHIA	Nationwide Mutual Insurance Company	Ownership	..100.000	Nationwide Mutual Insurance Company
.....0140	Nationwide	25453	95-2130882	Nationwide Insurance Company of America	..WIIA	ALLIED Group, Inc.	Ownership	..100.000	Nationwide Mutual Insurance Company
.....0140	Nationwide	10948	31-1613686	1024751	Nationwide Insurance Company of Florida	..OHIA	Nationwide Mutual Insurance Company	Ownership	..100.000	Nationwide Mutual Insurance Company
.....0140	Nationwide	31-6022301	281027	Nationwide Insurance Foundation	..OHOTH	Other non-Nationwide	n/a	Other non-Nationwide
.....0140	Nationwide	41-2206199	162578	Nationwide Investment Advisors, LLC	..OHNIA	Nationwide Life Insurance Company	Ownership	..100.000	Nationwide Mutual Insurance Company
.....0140	Nationwide	73-0988442	Nationwide Investment Services Corporation	..OKNIA	Nationwide Life Insurance Company	Ownership	..100.000	Nationwide Mutual Insurance Company

ANNUAL STATEMENT FOR THE YEAR 2012 OF THE NATIONWIDE GENERAL INSURANCE COMPANY

SCHEDULE Y

PART 1A - DETAIL OF INSURANCE HOLDING COMPANY SYSTEM

1	2	3	4	5	6	7	8	9	10	11	12	13	14	15
Group Code	Group Name	NAIC Company Code	Federal ID Number	Federal RSSD	CIK	Name of Securities Exchange if Publicly Traded (U.S. or International)	Names of Parent, Subsidiaries Or Affiliates	Domiciliary Location	Relationship to Reporting Entity	Directly Controlled by (Name of Entity/Person)	Type of Control (Ownership, Board, Management, Attorney-in-Fact, Influence, Other)	If Control is Ownership Provide Percentage	Ultimate Controlling Entity(ies)/Person(s)	*
...0140	Nationwide	92657	31-1000740	569000			Nationwide Life and Annuity Insurance Company	..OH	..IA	Nationwide Life Insurance Company	Ownership	..100.000	Nationwide Mutual Insurance Company	
...0140	Nationwide	66869	31-4156830	135635			Nationwide Life Insurance Company	..OH	..IA	Nationwide Financial Services, Inc.	Ownership	..100.000	Nationwide Mutual Insurance Company	
...0140	Nationwide		13-4212969	1341354			Nationwide Life Tax Credit Partners 2002-A, LLC	..OH	..NIA	Nationwide Life Insurance Company	Other		Nationwide Mutual Insurance Company	
...0140	Nationwide		01-0749754	1348020			Nationwide Life Tax Credit Partners 2002-B, LLC	..OH	..NIA	Nationwide Life Insurance Company	Other		Nationwide Mutual Insurance Company	
...0140	Nationwide		03-0498148	1358198			Nationwide Life Tax Credit Partners 2002-C, LLC	..OH	..NIA	Nationwide Life Insurance Company	Other		Nationwide Mutual Insurance Company	
...0140	Nationwide		54-2113175	1392627			Nationwide Life Tax Credit Partners 2003-A, LLC	..OH	..NIA	Nationwide Life Insurance Company	Other		Nationwide Mutual Insurance Company	
...0140	Nationwide		58-2672725	1392628			Nationwide Life Tax Credit Partners 2003-B, LLC	..OH	..NIA	Nationwide Life Insurance Company	Other		Nationwide Mutual Insurance Company	
...0140	Nationwide		20-0357951	1420220			Nationwide Life Tax Credit Partners 2003-C, LLC	..OH	..NIA	Nationwide Life Insurance Company	Other		Nationwide Mutual Insurance Company	
...0140	Nationwide		20-0382144	1421592			Nationwide Life Tax Credit Partners 2004-A, LLC	..OH	..NIA	Nationwide Life Insurance Company	Other		Nationwide Mutual Insurance Company	
...0140	Nationwide		20-0745944	1440822			Nationwide Life Tax Credit Partners 2004-B, LLC	..OH	..NIA	Nationwide Life Insurance Company	Other		Nationwide Mutual Insurance Company	
...0140	Nationwide		20-0745965	1440823			Nationwide Life Tax Credit Partners 2004-C, LLC	..OH	..NIA	Nationwide Life Insurance Company	Other		Nationwide Mutual Insurance Company	
...0140	Nationwide		20-1128408	1457085			Nationwide Life Tax Credit Partners 2004-D, LLC	..OH	..NIA	Nationwide Life Insurance Company	Other		Nationwide Mutual Insurance Company	
...0140	Nationwide		20-1128472	1457086			Nationwide Life Tax Credit Partners 2004-E, LLC	..OH	..NIA	Nationwide Life Insurance Company	Other		Nationwide Mutual Insurance Company	
...0140	Nationwide		20-1918935	1502552			Nationwide Life Tax Credit Partners 2004-F, LLC	..OH	..NIA	Nationwide Life Insurance Company	Other		Nationwide Mutual Insurance Company	
...0140	Nationwide		20-2303694	1516155			Nationwide Life Tax Credit Partners 2005-A, LLC	..OH	..NIA	Nationwide Life Insurance Company	Other		Nationwide Mutual Insurance Company	
...0140	Nationwide		20-2303602	1516156			Nationwide Life Tax Credit Partners 2005-B, LLC	..OH	..NIA	Nationwide Life Insurance Company	Other		Nationwide Mutual Insurance Company	
...0140	Nationwide		20-2450960	1523496			Nationwide Life Tax Credit Partners 2005-C, LLC	..OH	..NIA	Nationwide Life Insurance Company	Other		Nationwide Mutual Insurance Company	
...0140	Nationwide		20-2451052	1523497			Nationwide Life Tax Credit Partners 2005-D, LLC	..OH	..NIA	Nationwide Life Insurance Company	Other		Nationwide Mutual Insurance Company	
...0140	Nationwide		20-2774223	1531819			Nationwide Life Tax Credit Partners 2005-E, LLC	..OH	..NIA	Nationwide Life Insurance Company	Other		Nationwide Mutual Insurance Company	
...0140	Nationwide		21-1288836	1735030			Nationwide Life Tax Credit Partners 2007-A, LLC	..OH	..NIA	Nationwide Life Insurance Company	Other		Nationwide Mutual Insurance Company	
...0140	Nationwide		26-3427373	1807374			Nationwide Life Tax Credit Partners 2009-A, LLC	..OH	..NIA	Nationwide Life Insurance Company	Other		Nationwide Mutual Insurance Company	
...0140	Nationwide		26-3427435	1807375			Nationwide Life Tax Credit Partners 2009-B, LLC	..OH	..NIA	Nationwide Life Insurance Company	Other		Nationwide Mutual Insurance Company	
...0140	Nationwide		26-3427479	1807376			Nationwide Life Tax Credit Partners 2009-C, LLC	..OH	..NIA	Nationwide Life Insurance Company	Other		Nationwide Mutual Insurance Company	
...0140	Nationwide		26-3427525	1807377			Nationwide Life Tax Credit Partners 2009-D, LLC	..OH	..NIA	Nationwide Life Insurance Company	Other		Nationwide Mutual Insurance Company	
...0140	Nationwide		26-4737055	1852582			Nationwide Life Tax Credit Partners 2009-E, LLC	..OH	..NIA	Nationwide Life Insurance Company	Other		Nationwide Mutual Insurance Company	
...0140	Nationwide		26-4737157	1852583			Nationwide Life Tax Credit Partners 2009-F, LLC	..OH	..NIA	Nationwide Life Insurance Company	Other		Nationwide Mutual Insurance Company	

383

ANNUAL STATEMENT FOR THE YEAR 2012 OF THE NATIONWIDE GENERAL INSURANCE COMPANY

SCHEDULE Y

PART 1A - DETAIL OF INSURANCE HOLDING COMPANY SYSTEM

1	2	3	4	5	6	7	8	9	10	11	12	13	14	15
Group Code	Group Name	NAIC Company Code	Federal ID Number	Federal RSSD	CIK	Name of Securities Exchange if Publicly Traded (U.S. or International)	Names of Parent, Subsidiaries Or Affiliates	Domiciliary Location	Relationship to Reporting Entity	Directly Controlled by (Name of Entity/Person)	Type of Control (Ownership, Board, Management, Attorney-in-Fact, Influence, Other)	If Control is Ownership Provide Percentage	Ultimate Controlling Entity(ies)/Person(s)	*
...0140	Nationwide		27-1362364	1896597			Nationwide Life Tax Credit Partners 2009-I, LLC	..OH.	..NIA	Nationwide Life Insurance Company	Other.....		Nationwide Mutual Insurance Company	
...0140	Nationwide			1302988			Nationwide Life Tax Credit Partners No. 1, LLC	..OH.	..NIA	Nationwide Life Insurance Company	Other.....		Nationwide Mutual Insurance Company	
...0140	Nationwide	..42110	75-1780981	93707			Nationwide Lloyds	..TX.	..IA	n/a	contract		Nationwide Mutual Insurance Company	
...0140	Nationwide			3943056			Nationwide Mutual Capital I, LLC	..DE.	..NIA	Nationwide Mutual Capital, LLC	Ownership.....	..100.000	Nationwide Mutual Insurance Company	
...0140	Nationwide		75-3191025	1319580			Nationwide Mutual Capital, LLC	..OH.	..NIA	Nationwide Mutual Insurance Company	Ownership.....	..100.000	Nationwide Mutual Insurance Company	
...0140	Nationwide	..23779	82-0549218	157635			Nationwide Mutual Fire Insurance Company	..OH.	..OTH	Other non-Nationwide	n/a		Other non-Nationwide	
...0140	Nationwide	..23787	31-4177100	119343			Nationwide Mutual Insurance Company	..OH.	..UDP	Other non-Nationwide	n/a		Other non-Nationwide	
...0140	Nationwide		34-2012765	1484247			Nationwide Private Equity Fund, LLC	..OH.	..NIA	Nationwide Mutual Insurance Company	Ownership.....	..100.000	Nationwide Mutual Insurance Company	
...0140	Nationwide		34-2012765	1484247			Nationwide Private Equity Fund, LLC	..OH.	..NIA	Nationwide Mutual Insurance Company	Ownership.....	..100.000	Nationwide Mutual Insurance Company	
...0140	Nationwide	..37877	31-0970750	544821			Nationwide Property and Casualty Insurance Company	..OH.	..IA	Nationwide Mutual Insurance Company	Ownership.....	..100.000	Nationwide Mutual Insurance Company	
...0140	Nationwide		01-0852763	1580214			Nationwide Property Protection Services, LLC	..OH.	..NIA	Nationwide Services Company, LLC	Ownership.....	..100.000	Nationwide Mutual Insurance Company	
...0140	Nationwide		31-1486309	961715			Nationwide Realty Investors, Ltd.	..OH.	..NIA	Nationwide Mutual Insurance Company	Ownership.....	..96.750	Nationwide Mutual Insurance Company	
...0140	Nationwide		31-1486309	961715			Nationwide Realty Investors, Ltd.	..OH.	..NIA	Nationwide Indemnity Company	Ownership.....	..3.250	Nationwide Mutual Insurance Company	
...0140	Nationwide		31-1486309	1172972			Nationwide Realty Management, LLC	..OH.	..NIA	Nationwide Realty Investors, Ltd.	Ownership.....	..100.000	Nationwide Mutual Insurance Company	
...0140	Nationwide		04-3833929	1172972			Nationwide Realty Management, LLC	..OH.	..NIA	Nationwide Realty Investors, Ltd.	Ownership.....	..100.000	Nationwide Mutual Insurance Company	
...0140	Nationwide						Nationwide Realty Services, Ltd.	..OH.	..NIA	Nationwide Mutual Insurance Company	Ownership.....	..100.000	Nationwide Mutual Insurance Company	
...0140	Nationwide		06-0987812	60987812			Nationwide Retirement Solutions Insurance Agency, Inc.	..MA.	..IA	Nationwide Retirement Solutions, Inc.	Ownership.....	..100.000	Nationwide Mutual Insurance Company	
...0140	Nationwide		73-0948330	789729			Nationwide Retirement Solutions, Inc.	..DE.	..NIA	NFS Distributors, Inc.	Ownership.....	..100.000	Nationwide Mutual Insurance Company	
...0140	Nationwide		86-0924069				Nationwide Retirement Solutions, Inc. of Arizona	..AZ.	..NIA	Nationwide Retirement Solutions, Inc.	Ownership.....	..100.000	Nationwide Mutual Insurance Company	
...0140	Nationwide		31-1331479	800935			Nationwide Retirement Solutions, Inc. of Ohio	..OH.	..NIA	Nationwide Retirement Solutions, Inc.	contract		Nationwide Mutual Insurance Company	
...0140	Nationwide		74-2200854	58122300			Nationwide Retirement Solutions, Inc. of Texas	..TX.	..NIA	Nationwide Retirement Solutions, Inc.	contract		Nationwide Mutual Insurance Company	
...0140	Nationwide		42-1373380	152408			Nationwide Sales Solutions, Inc.	..IA.	..NIA	ALLIED Group, Inc.	Ownership.....	..100.000	Nationwide Mutual Insurance Company	
...0140	Nationwide		36-2434406	4436858			Nationwide Securities, LLC	..OH.	..NIA	NFS Distributors, Inc.	Ownership.....	..100.000	Nationwide Mutual Insurance Company	
...0140	Nationwide		31-4177100				Nationwide Services Company, LLC	..OH.	..NIA	Nationwide Mutual Insurance Company	Ownership.....	..100.000	Nationwide Mutual Insurance Company	
...0140	Nationwide		27-0743545	1876581			Nationwide Tax Credit Partners 2009-G, LLC	..OH.	..NIA	Nationwide Mutual Insurance Company	Other.....		Nationwide Mutual Insurance Company	
...0140	Nationwide		27-0743545	1876581			Nationwide Tax Credit Partners 2009-H, LLC	..OH.	..NIA	Nationwide Mutual Insurance Company	Other.....		Nationwide Mutual Insurance Company	
...0140	Nationwide		27-0768791	1876582			ND La Quinta Partners, LLC	..DE.	..NIA	Nationwide Realty Investors, Ltd.	Ownership.....	..94.500	Nationwide Mutual Insurance Company	
...0140	Nationwide		11-3651828	3546936			Newhouse Capital Partners II, LLC	..DE.	..NIA	Nationwide Global Ventures, Inc.	Ownership.....	..80.000	Nationwide Mutual Insurance Company	
...0140	Nationwide			3726748			Newhouse Capital Partners II, LLC	..DE.	..NIA	Nationwide Global Ventures, Inc.	Ownership.....	..99.000	Nationwide Mutual Insurance Company	
...0140	Nationwide			3726748			Newhouse Capital Partners, LLC	..DE.	..NIA	NWD Investment Management, Inc.	Ownership.....	..19.000	Nationwide Mutual Insurance Company	
...0140	Nationwide			3183115			Newhouse Capital Partners, LLC	..DE.	..NIA	Nationwide Mutual Insurance Company	Ownership.....	..70.000	Nationwide Mutual Insurance Company	
...0140	Nationwide			3183115			Newhouse Capital Partners, LLC	..DE.	..NIA	Nationwide Mutual Fire Insurance Company	Ownership.....	..10.000	Nationwide Mutual Insurance Company	
...0140	Nationwide		31-1630871	2985416			NFS Distributors, Inc.	..DE.	..NIA	Nationwide Financial Services, Inc.	Ownership.....	..100.000	Nationwide Mutual Insurance Company	
...0140	Nationwide		14-1892640				NHT XII Tax Credit Fund, LLC	..DC.	..NIA	Nationwide Life Insurance Company	Ownership.....	..49.990	Nationwide Mutual Insurance Company	..1
...0140	Nationwide		14-1892640				NHT XII Tax Credit Fund, LLC	..DC.	..NIA	Nationwide Assurance Company	Ownership.....	..25.000	Nationwide Mutual Insurance Company	..1
...0140	Nationwide		14-1892640				NHT XII Tax Credit Fund, LLC	..DC.	..NIA	Nationwide Mutual Insurance Company	Ownership.....	..25.000	Nationwide Mutual Insurance Company	..1
...0140	Nationwide		26-0351004	1706020			North Bank Condominium Home Owners Association	..OH.	..OTH	Other non-Nationwide	n/a		Other non-Nationwide	
...0140	Nationwide		20-4939866	2055239			North of Third, LLC	..OH.	..NIA	NRI Equity Land Investments, LLC	Ownership.....	..100.000	Nationwide Mutual Insurance Company	
...0140	Nationwide		26-4083207	1830221			Northstar Commercial Development, LLC	..OH.	..NIA	Nationwide Realty Investors, Ltd.	Ownership.....	..50.000	Nationwide Mutual Insurance Company	..1

ANNUAL STATEMENT FOR THE YEAR 2012 OF THE NATIONWIDE GENERAL INSURANCE COMPANY

SCHEDULE Y
PART 1A - DETAIL OF INSURANCE HOLDING COMPANY SYSTEM

1	2	3	4	5	6	7	8	9	10	11	12	13	14	15
Group Code	Group Name	NAIC Company Code	Federal ID Number	Federal RSSD	CIK	Name of Securities Exchange if Publicly Traded (U.S. or International)	Names of Parent, Subsidiaries Or Affiliates	Domiciliary Location	Relationship to Reporting Entity	Directly Controlled by (Name of Entity/Person)	Type of Control (Ownership, Board, Management, Attorney-in-Fact, Influence, Other)	If Control is Ownership Provide Percentage	Ultimate Controlling Entity(ies)/Person(s)	*
0140	Nationwide		26-4083354	1830220			Northstar Residential Development, LLC	OH	NIA	Nationwide Realty Investors, Ltd.	Ownership	50.000	Nationwide Mutual Insurance Company	1
0140	Nationwide		31-1486309	1858630			NRI 12325 Copper Way, LLC	OH	NIA	Nationwide Realty Investors, Ltd.	Ownership	100.000	Nationwide Mutual Insurance Company	
0140	Nationwide		31-1486309	1597892			NRI 220 Schrock, LLC	OH	NIA	Nationwide Realty Investors, Ltd.	Ownership	100.000	Nationwide Mutual Insurance Company	
0140	Nationwide		31-1486309	2055238			NRI Arena, LLC	OH	NIA	Nationwide Realty Investors, Ltd.	Ownership	100.000	Nationwide Mutual Insurance Company	
0140	Nationwide		31-1486309	1592013			NRI Brookside, LLC	OH	NIA	Nationwide Realty Investors, Ltd.	Ownership	100.000	Nationwide Mutual Insurance Company	
0140	Nationwide		31-1486309	1867758			NRI Builders, LLC	OH	NIA	Nationwide Realty Investors, Ltd.	Ownership	100.000	Nationwide Mutual Insurance Company	
0140	Nationwide		31-1486309	1238758			NRI Communities/Charlotte, LLC	OH	NIA	Nationwide Realty Investors, Ltd.	Ownership	100.000	Nationwide Mutual Insurance Company	
0140	Nationwide		31-1486309	1352285			NRI Communities/Harris Blvd., LLC	OH	NIA	Nationwide Realty Investors, Ltd.	Ownership	100.000	Nationwide Mutual Insurance Company	
0140	Nationwide		31-1486309	1593046			NRI Cramer Creek, LLC	OH	NIA	Nationwide Realty Investors, Ltd.	Ownership	100.000	Nationwide Mutual Insurance Company	
0140	Nationwide		20-4939866	1625434			NRI Equity Land Investments, LLC	OH	NIA	Nationwide Realty Investors, Ltd.	Ownership	80.000	Nationwide Mutual Insurance Company	
0140	Nationwide			1694382			NRI Equity Tampa, LLC	OH	OTH	Nationwide Realty Investors, Ltd.	Ownership	50.000	Nationwide Mutual Insurance Company	
0140	Nationwide		31-1486309	2089836			NRI Maxtown, LLC	OH	OTH	Nationwide Realty Investors, Ltd.	Ownership	100.000	Nationwide Mutual Insurance Company	
0140	Nationwide		30-4939866	1019147			NRI Office Ventures, Ltd	OH	NIA	Nationwide Realty Investors, Ltd.	Ownership	100.000	Nationwide Mutual Insurance Company	
0140	Nationwide		31-1486309	2159819			NRI- Rivulon, LLC	OH	NIA	Nationwide Realty Investors, Ltd.	Ownership	100.000	Nationwide Mutual Insurance Company	
0140	Nationwide		31-1486309	1073212			NRI Telecom, LLC	OH	NIA	NWD Investments, LLC	Ownership	100.000	Nationwide Mutual Insurance Company	
0140	Nationwide									Nationwide Property and Casualty Company				
0140	Nationwide		45-3123274	2044085			NTCIF-2011 Georgia State Investor, LLC	OH	NIA		Ownership	100.000	Nationwide Mutual Insurance Company	
0140	Nationwide		90-0729552	2023000			NTCIF-2011, LLC	OH	NIA	Nationwide Life Insurance Company	Ownership	100.000	Nationwide Mutual Insurance Company	
0140	Nationwide		27-4700627	1984016			NTCP 2011-A, LLC	OH	NIA	Nationwide Life Insurance Company	Ownership	100.000	Nationwide Mutual Insurance Company	
0140	Nationwide		46-0747898	1984016			NTCP 2011-B, LLC	OH	NIA	Nationwide Life Insurance Company	Ownership	100.000	Nationwide Mutual Insurance Company	
0140	Nationwide		46-0741029	1984016			NTCP 2012-A, LLC	OH	NIA	Nationwide Life Insurance Company	Ownership	100.000	Nationwide Mutual Insurance Company	
0140	Nationwide		45-2724980	2033323			NW - Cameron, LLC	OH	NIA	NW-REI, LLC	Ownership	100.000	Nationwide Mutual Insurance Company	
0140	Nationwide		36-4702264	2021396			NW-Arvida, LLC	OH	NIA	NW-REI, LLC	Ownership	100.000	Nationwide Mutual Insurance Company	
0140	Nationwide		45-5159092	2099231			NW-Bayshore, LLC	OH	NIA	NW-REI, LLC	Ownership	100.000	Nationwide Mutual Insurance Company	
0140	Nationwide		46-0999932	2135293			NW-Bencap, LLC	OH	NIA	NW-REI, LLC	Ownership	100.000	Nationwide Mutual Insurance Company	
0140	Nationwide		26-0901660	4421180			NW-CNC Coppell, LLC	DE	NIA	Nationwide Mutual Insurance Company	Ownership	100.000	Nationwide Mutual Insurance Company	
0140	Nationwide		27-2764819	4831231			NW-Commerce Center, LLC	DE	NIA	NW REI, LLC	Ownership	100.000	Nationwide Mutual Insurance Company	
0140	Nationwide			2057662			NW-Corvallis, LLC	OH	NIA	NW-REI, LLC	Ownership	100.000	Nationwide Mutual Insurance Company	
0140	Nationwide		31-1580283	1891773			NWD 205 Vine, LLC	OH	NIA	NWD Investments, LLC	Ownership	100.000	Nationwide Mutual Insurance Company	
0140	Nationwide		31-1580283	1405488			NWD 225 Nationwide, LLC	OH	NIA	NWD Investments, LLC	Ownership	100.000	Nationwide Mutual Insurance Company	
0140	Nationwide		31-1580283	1681262			NWD 230 West, LLC	OH	NIA	NWD Investments, LLC	Ownership	100.000	Nationwide Mutual Insurance Company	
0140	Nationwide		31-1580283	1694896			NWD 265 Neil, LLC	OH	NIA	NWD Investments, LLC	Ownership	100.000	Nationwide Mutual Insurance Company	
0140	Nationwide		31-1580283	1563474			NWD 275 Marconi, LLC	OH	NIA	NWD Investments, LLC	Ownership	100.000	Nationwide Mutual Insurance Company	
0140	Nationwide		31-1580283	1459199			NWD 295 McConnell, LLC	OH	NIA	NWD Investments, LLC	Ownership	100.000	Nationwide Mutual Insurance Company	
0140	Nationwide		31-1580283	1407725			NWD 300 Neil, LLC	OH	NIA	NWD Investments, LLC	Ownership	100.000	Nationwide Mutual Insurance Company	
0140	Nationwide		31-1580283	1557704			NWD 300 Spring, LLC	OH	NIA	NWD Investments, LLC	Ownership	100.000	Nationwide Mutual Insurance Company	
0140	Nationwide		31-1580283	2061126			NWD 355 McConnell, LLC	OH	NIA	NWD Investments, LLC	Ownership	100.000	Nationwide Mutual Insurance Company	
0140	Nationwide		31-1580283	2044467			NWD 425 Nationwide, LLC	OH	NIA	NWD Investments, LLC	Ownership	100.000	Nationwide Mutual Insurance Company	
0140	Nationwide		31-1580283	2041938			NWD 500 Nationwide, LLC	OH	NIA	NWD Investments, LLC	Ownership	100.000	Nationwide Mutual Insurance Company	
0140	Nationwide		31-1580283	1340700			NWD Arena Crossing, LLC	OH	NIA	NWD Investments, LLC	Ownership	100.000	Nationwide Mutual Insurance Company	
0140	Nationwide		31-1580283	1146303			NWD Arena District I, LLC	OH	NIA	NWD Investments, LLC	Ownership	100.000	Nationwide Mutual Insurance Company	
0140	Nationwide		31-1580283	1172974			NWD Arena District II, LLC	OH	NIA	NWD Investments, LLC	Ownership	100.000	Nationwide Mutual Insurance Company	
0140	Nationwide		31-1580283	1278786			NWD Arena District III, LLC	OH	NIA	NWD Investments, LLC	Ownership	100.000	Nationwide Mutual Insurance Company	
0140	Nationwide		31-1580283	1278788			NWD Arena District IV, LLC	OH	NIA	NWD Investments, LLC	Ownership	100.000	Nationwide Mutual Insurance Company	
0140	Nationwide		31-1580283	1195624			NWD Arena District V, LLC	OH	NIA	NWD Investments, LLC	Ownership	100.000	Nationwide Mutual Insurance Company	
0140	Nationwide		04-3679396	3531320			NWD Asset Management Holdings, Inc.	DE	NIA	NWD Investment Management, Inc.	Ownership	100.000	Nationwide Mutual Insurance Company	
0140	Nationwide		31-1580283	1448370			NWD Athletic Club, LLC	OH	NIA	NWD Investments, LLC	Ownership	100.000	Nationwide Mutual Insurance Company	
0140	Nationwide		31-1636299	3003214			NWD Investment Management, Inc.	DE	NIA	Nationwide Corporation	Ownership	100.000	Nationwide Mutual Insurance Company	
0140	Nationwide		31-1580283	994899			NWD Investments, LLC	OH	NIA	Nationwide Realty Investors, Ltd.	Ownership	80.000	Nationwide Mutual Insurance Company	
0140	Nationwide		90-0732898	2021397			NW-Dulles, LLC	OH	NIA	NW-REI, LLC	Ownership	100.000	Nationwide Mutual Insurance Company	
0140	Nationwide			2117501			NW-Eastpark, LLC	OH	NIA	NW-REI, LLC	Ownership	100.000	Nationwide Mutual Insurance Company	

ANNUAL STATEMENT FOR THE YEAR 2012 OF THE NATIONWIDE GENERAL INSURANCE COMPANY

SCHEDULE Y

PART 1A - DETAIL OF INSURANCE HOLDING COMPANY SYSTEM

1	2	3	4	5	6	7	8	9	10	11	12	13	14	15
Group Code	Group Name	NAIC Company Code	Federal ID Number	Federal RSSD	CIK	Name of Securities Exchange if Publicly Traded (U.S. or International)	Names of Parent, Subsidiaries Or Affiliates	Domiciliary Location	Relationship to Reporting Entity	Directly Controlled by (Name of Entity/Person)	Type of Control (Ownership, Board, Management, Attorney-in-Fact, Influence, Other)	If Control is Ownership Provide Percentage	Ultimate Controlling Entity(ies)/Person(s)	*
0140	Nationwide		45-2647960	2029200			NW-Grapevine, LLC	OH	NIA	NW-REI, LLC	Ownership	100.000	Nationwide Mutual Insurance Company	
0140	Nationwide		45-5408178	2110605			NW-Kentwood Towne Center, LLC	OH	NIA	NW-REI, LLC	Ownership	100.000	Nationwide Mutual Insurance Company	
0140	Nationwide		27-4749640	1990535			NW-Kohls Market, LLC	OH	NIA	NW-REI, LLC	Ownership	100.000	Nationwide Mutual Insurance Company	
0140	Nationwide		45-5314607	2106446			NW-Lovers Lane, LLC	OH	NIA	NW-REI, LLC	Ownership	100.000	Nationwide Mutual Insurance Company	
0140	Nationwide		45-4630497	2084158			NW-Mueller II, LLC	OH	NIA	NW-REI, LLC	Ownership	100.000	Nationwide Mutual Insurance Company	
0140	Nationwide		27-4749848	1994254			NW-Northridge, LLC	OH	NIA	NW-REI, LLC	Ownership	100.000	Nationwide Mutual Insurance Company	
0140	Nationwide		46-1089165	2135896			NW-Oakley Station, LLC	OH	NIA	NW-REI, LLC	Ownership	100.000	Nationwide Mutual Insurance Company	
0140	Nationwide		45-5388656	1990540			NW-Park Memorial, LLC	OH	NIA	NW-REI, LLC	Ownership	100.000	Nationwide Mutual Insurance Company	
0140	Nationwide		27-4749937	1990540			NW-Park Village, LLC	OH	NIA	NW-REI, LLC	Ownership	100.000	Nationwide Mutual Insurance Company	
0140	Nationwide		26-1903919	4500117			NW-REI, LLC	DE	NIA	Nationwide Mutual Insurance Company	Ownership	100.000	Nationwide Mutual Insurance Company	
0140	Nationwide		27-4387647	4918706			NW-Ross Hall, LLC	DE	NIA	NW-REI, LLC	Ownership	100.000	Nationwide Mutual Insurance Company	
0140	Nationwide		45-5159117	2099232			NW-South Park, LLC	OH	NIA	NW-REI, LLC	Ownership	100.000	Nationwide Mutual Insurance Company	
0140	Nationwide			2057663			NW-Southline, LLC	OH	NIA	NW-REI, LLC	Ownership	100.000	Nationwide Mutual Insurance Company	
0140	Nationwide		27-4749587	1990537			NW-Taylor Farmer Jack, LLC	OH	NIA	NW-REI, LLC	Ownership	100.000	Nationwide Mutual Insurance Company	
0140	Nationwide		46-1100378	2139730			NW-Triangle, LLC	OH	NIA	NW-REI, LLC	Ownership	100.000	Nationwide Mutual Insurance Company	
0140	Nationwide		46-1077615	2135895			NW-West Ave., LLC	OH	NIA	NW-REI, LLC	Ownership	100.000	Nationwide Mutual Insurance Company	
0140	Nationwide		31-0947092				OCH Company, LLC	OH	NIA	Nationwide Realty Investors, Ltd.	Ownership	100.000	Nationwide Mutual Insurance Company	
0140	Nationwide		31-0947092	908127			Ohio Center Hotel Company, Ltd.	OH	NIA	Nationwide Realty Investors, Ltd.	Ownership	56.250	Nationwide Mutual Insurance Company	
0140	Nationwide		26-0263012	1702560			Old Track Street Owners Association	OH	OTH	Other non-Nationwide	n/a		Other non-Nationwide	
0140	Nationwide	13999	27-1712056				Olentangy Reinsurance, LLC	VT	IA	Nationwide Life and Annuity Insurance Company	Ownership	100.000	Nationwide Mutual Insurance Company	
0140	Nationwide			3971381			OYS Fund, LLC	DE	OTH	Nationwide Mutual Insurance Company	Ownership	100.000	Nationwide Mutual Insurance Company	
0140	Nationwide						Park 288 Industrial, LLC	TX	OTH	Nationwide Mutual Insurance Company	Investor member / no control	95.000	Other non-Nationwide	
0140	Nationwide		31-1486309	1030050			Perimeter A, Ltd	OH	NIA	Nationwide Realty Investors, Ltd.	Ownership	100.000	Nationwide Mutual Insurance Company	
0140	Nationwide		31-1677602	1113742			Pizzuti Properties, LLC	OH	NIA	Nationwide Realty Investors, Ltd.	Ownership	65.000	Nationwide Mutual Insurance Company	
0140	Nationwide		31-1486309	1069902			Polaris A, Ltd.	OH	NIA	Nationwide Realty Investors, Ltd.	Ownership	100.000	Nationwide Mutual Insurance Company	
0140	Nationwide		39-1907217	209310			Premier Agency, Inc.	IA	NIA	ALLIED Group, Inc.	Ownership	100.000	Nationwide Mutual Insurance Company	
4664	Pure	12873	20-8287105	12873			Privilege Underwriters Reciprocal Exchange	FL	IA	Other non-Nationwide	n/a		Other non-Nationwide	
0140	Pure			4089944			Privilege Underwriters, Inc.	FL	IA	Other non-Nationwide	n/a		Other non-Nationwide	
4664	Pure	13204	26-3109178				Pure Insurance Company	FL	IA	Other non-Nationwide	n/a		Other non-Nationwide	
4664	Pure						Pure Risk Management, LLC	FL	IA	Other non-Nationwide	n/a		Other non-Nationwide	
4664	Nationwide		75-2938844	159615800			Registered Investment Advisors Services, Inc.	TX	NIA	Nationwide Financial Services, Inc.	Ownership	100.000	Nationwide Mutual Insurance Company	
0140	Nationwide		82-0549218	32219			Retention Alternatives, Ltd.	BMU	IA	Nationwide Mutual Fire Insurance Company	Ownership	100.000	Nationwide Mutual Insurance Company	
0140	Nationwide			3922674			Riverview Diversified Opportunities Fund, LLC	DE	OTH	Nationwide Mutual Insurance Company	Ownership		Nationwide Mutual Insurance Company	1
0140	Nationwide			3922674			Riverview Diversified Opportunities Fund, LLC	DE	OTH	Nationwide Mutual Fire Insurance Company	Ownership		Nationwide Mutual Insurance Company	1
0140	Nationwide			3922674			Riverview Diversified Opportunities Fund, LLC	DE	OTH	Nationwide Life Insurance Company	Ownership		Nationwide Mutual Insurance Company	1
0140	Nationwide		22-3655264	3043824			Riverview International Group, Inc.	DE	NIA	NWD Investment Management, Inc.	Ownership	100.000	Nationwide Mutual Insurance Company	
0140	Nationwide			3394557			Riverview Multi Series Fund, LL - Class Event	DE	OTH	Nationwide Mutual Insurance Company	Ownership	100.000	Nationwide Mutual Insurance Company	
0140	Nationwide			3394557			Riverview Multi Series Fund, LL - Class N	DE	OTH	Nationwide Mutual Insurance Company	Ownership	100.000	Nationwide Mutual Insurance Company	
0140	Nationwide			3394557			Riverview Polyphony Fund, LLC	DE	OTH	Nationwide Mutual Insurance Company	Ownership	100.000	Nationwide Mutual Insurance Company	
0140	Nationwide	15580	31-1117969	643981			Scottsdale Indemnity Company	OH	IA	Nationwide Mutual Insurance Company	Ownership	100.000	Nationwide Mutual Insurance Company	
0140	Nationwide	41297	31-1024978	704061			Scottsdale Insurance Company	OH	IA	Nationwide Mutual Insurance Company	Ownership	100.000	Nationwide Mutual Insurance Company	
0140	Nationwide	10672	86-0835870				Scottsdale Surplus Lines Insurance Company	AZ	IA	Scottsdale Insurance Company	Ownership	100.000	Nationwide Mutual Insurance Company	

ANNUAL STATEMENT FOR THE YEAR 2012 OF THE NATIONWIDE GENERAL INSURANCE COMPANY

SCHEDULE Y

PART 1A - DETAIL OF INSURANCE HOLDING COMPANY SYSTEM

1	2	3	4	5	6	7	8	9	10	11	12	13	14	15
Group Code	Group Name	NAIC Company Code	Federal ID Number	Federal RSSD	CIK	Name of Securities Exchange if Publicly Traded (U.S. or International)	Names of Parent, Subsidiaries Or Affiliates	Domiciliary Location	Relationship to Reporting Entity	Directly Controlled by (Name of Entity/Person)	Type of Control (Ownership, Board, Management, Attorney-in-Fact, Influence, Other)	If Control is Ownership Provide Percentage	Ultimate Controlling Entity(ies)/Person(s)	*
..0140	Nationwide		31-1486309	1822953			Streets of Toringdon, LLC	..OH	..NIA	Nationwide Realty Investors, Ltd.	Ownership	..100.000	Nationwide Mutual Insurance Company	
..0140	Nationwide		91-2158214				The Association for Theater Based Community Development, LLC	..CA	..OTH	Nationwide Mutual Insurance Company	Limited partner /no control	..50.000	other non-Nationwide	
..0140	Nationwide		86-1094799				The Hideaway Club	..CA	..OTH	Other non-Nationwide	n/a		Other non-Nationwide	
..0140	Nationwide		20-3541511				The Hideaway Owners Association	..CA	..OTH	Other non-Nationwide	n/a		Other non-Nationwide	
..0140	Nationwide		20-3541511				The Madison Club	..CA	..OTH	Other non-Nationwide	n/a		Other non-Nationwide	
..0140	Nationwide		20-3541507				The Madison Club Owners Association	..CA	..OTH	Other non-Nationwide	n/a		Other non-Nationwide	
..0140	Nationwide		31-1610040	1017852			The Waterfront Partners, LLC	..OH	..NIA	Nationwide Realty Investors, Ltd.	Ownership	..50.000	Nationwide Mutual Insurance Company	..1
..0140	Nationwide		52-2031677	2735015			THI Holdings (Delaware), Inc.	..DE	..NIA	Nationwide Mutual Insurance Company	Ownership	..100.000	Nationwide Mutual Insurance Company	
..0140	Nationwide		74-2825853	1855329			Titan Auto Insurance of New Mexico, Inc.	..NM	..IA	Whitehall Holdings, Inc.	Ownership	..100.000	Nationwide Mutual Insurance Company	
..0140	Nationwide	..13242	74-2286759				Titan Indemnity Company	..TX	..IA	THI Holdings (Delaware), Inc.	Ownership	..100.000	Nationwide Mutual Insurance Company	
..0140	Nationwide	..36269	86-0619597				Titan Insurance Company	..MI	..IA	Titan Indemnity Company	Ownership	..100.000	Nationwide Mutual Insurance Company	
..0140	Nationwide		75-1284530	23586800			Titan Insurance Services, Inc.	..TX	..NIA	Whitehall Holdings, Inc.	Ownership	..100.000	Nationwide Mutual Insurance Company	
..0140	Nationwide		33-0160222				V.P.I. Services, Inc.	..CA	..NIA	Veterinary Pet Insurance Company	Ownership	..100.000	Nationwide Mutual Insurance Company	
..0140	Nationwide	..42285	95-3750113				Veterinary Pet Insurance Company	..CA	..IA	Scottsdale Insurance Company	Ownership	..100.000	Nationwide Mutual Insurance Company	
..0140	Nationwide	..10644	34-1785903				Victoria Automobile Insurance Company	..IN	..IA	Victoria Fire & Casualty Insurance Company	Ownership	..100.000	Nationwide Mutual Insurance Company	
..0140	Nationwide	..42889	34-1394913	616574			Victoria Fire & Casualty Company	..OH	..IA	THI Holdings (Delaware), Inc.	Ownership	..100.000	Nationwide Mutual Insurance Company	
..0140	Nationwide	..10778	34-1842604	930061			Victoria National Insurance Company	..OH	..IA	Victoria Fire & Casualty Insurance Company	Ownership	..100.000	Nationwide Mutual Insurance Company	
..0140	Nationwide	..10105	34-1777972	872957			Victoria Select Insurance Company	..OH	..IA	Victoria Fire & Casualty Insurance Company	Ownership	..100.000	Nationwide Mutual Insurance Company	
..0140	Nationwide	..10777	34-1842602	937963			Victoria Specialty Insurance Company	..OH	..IA	Victoria Fire & Casualty Insurance Company	Ownership	..100.000	Nationwide Mutual Insurance Company	
..0140	Nationwide	..37150	86-0561941				Western Heritage Insurance Company	..AZ	..IA	Scottsdale Insurance Company	Ownership	..100.000	Nationwide Mutual Insurance Company	
..0140	Nationwide						Westport Capital Partners II	..CT	..OTH	Nationwide Mutual Insurance Company	Investor member / no control	..71.000	other non-Nationwide	
..0140	Nationwide		74-2767942	138315500			Whitehall Holdings, Inc.	..TX	..NIA	Nationwide Defined Benefit Master Trust	Ownership	..100.000	Nationwide Mutual Insurance Company	
..0140	Nationwide		59-3471667				WI of Florida, Inc.	..FL	..NIA	Whitehall Holdings, Inc.	Ownership	..100.000	Nationwide Mutual Insurance Company	
..0140	Nationwide		31-1486309	2115076			Wilson Road Developers, LLC	..OH	..NIA	Nationwide Realty Investors, Ltd.	Ownership	..100.000	Nationwide Mutual Insurance Company	
..0140	Nationwide			4410206			Zais Zephyr A-4, LLC	..DE	..OTH	Nationwide Life Insurance Company	Limited member / no control	..60.000	other non-Nationwide	

Asterisk	Explanation
1	For the purposes of this schedule, Nationwide presumed control of these entities because they are owned by at least 10% and are not wholly-owned by a Nationwide entity.
2	Other ownership indicates a non-ownership circumstance by a nationwide entity.

ANNUAL STATEMENT FOR THE YEAR 2012 OF THE NATIONWIDE GENERAL INSURANCE COMPANY

SCHEDULE Y

PART 2 - SUMMARY OF INSURER'S TRANSACTIONS WITH ANY AFFILIATES

1	2	3	4	5	6	7	8	9	10	11	12	13
NAIC Company Code	Federal ID Number	Names of Insurers and Parent, Subsidiaries or Affiliates	Shareholder Dividends	Capital Contributions	Purchases, Sales or Exchanges of Loans, Securities, Real Estate, Mortgage Loans or Other Investments	Income/ (Disbursements) Incurred in Connection with Guarantees or Undertakings for the Benefit of any Affiliate(s)	Management Agreements and Service Contracts	Income/ (Disbursements) Incurred Under Reinsurance Agreements	*	Any Other Material Activity Not in the Ordinary Course of the Insurer's Business	Totals	Reinsurance Recoverable/ (Payable) on Losses and/or Reserve Credit Taken/(Liability)
00000	42-0958655	ALLIED GROUP, INC	(51,000,000)	35,000,000							(16,000,000)	
42579	42-1201931	ALLIED PROP & CAS INS CO	(6,000,000)						*		(6,000,000)	895,670,196
19100	42-6054959	AMCO INSURANCE COMPANY	(45,000,000)						*		(45,000,000)	1,541,937,544
29262	74-1061659	COLONIAL COUNTY MUTUAL INSURANCE CO										153,094,780
18961	68-0066866	CRESTBROOK INSURANCE COMPANY	(10,000,000)						*		(10,000,000)	2,258,711
42587	42-1207150	DEPOSITORS INSURANCE COMPANY							*			559,390,049
13838	42-0618271	FARMLAND MUTUAL INSURANCE COMPANY							*			(11,703,765)
22209	75-6013587	FREEDOM SPECIALTY INSURANCE COMPANY										56,359,740
10674	23-2864924	HARLEYSVILLE INSURANCE COMPANY OF NEW YORK										
									*			261,741,000
00000	51-0241172	HARLEYSVILLE GROUP INC.	43,123,027	989,753,217							1,032,876,244	
23582	41-0417250	HARLEYSVILLE INSURANCE COMPANY	(1,153,050)						*		(1,153,050)	84,563,000
42900	23-2253669	HARLEYSVILLE INSURANCE COMPANY OF NEW JERSEY	(16,300,000)						*		(16,300,000)	(319,417,000)
14516	38-3198542	HARLEYSVILLE LAKE STATES INSURANCE COMPANY										
			(6,600,000)						*		(6,600,000)	(68,514,000)
64327	23-1580983	HARLEYSVILLE LIFE INSURANCE COMPANY		32,074,012							32,074,012	
00000	23-2403000	HARLEYSVILLE LIMITED	(12,302,717)	(16,371,650)							(28,674,367)	
40983	23-2612951	HARLEYSVILLE PENNLAND INSURANCE COMPANY		29,925,081					*		29,925,081	(350,207,000)
35696	23-2384978	HARLEYSVILLE PREFERRED INSURANCE COMPANY	3,337,895	8,103,967					*		11,441,862	(194,280,000)
00000	51-0259283	HARLEYSVILLE SERVICES INC.		5,433,150							5,433,150	
26182	04-1989660	HARLEYSVILLE WORCESTER INSURANCE COMPANY	(5,410,155)	28,103,967					*		22,693,812	(133,945,000)
00000	23-2882311	INSURANCE MANAGEMENT RESOURCES L.P.	(4,695,000)								(4,695,000)	
11991	38-0865250	NATIONAL CASUALTY COMPANY										1,050,348,713
00000	42-1154244	NATIONWIDE ADVANTAGE MORTGAGE COMPANY										
26093	48-0470690	NATIONWIDE AFFINITY INSURANCE COMPANY OF AMERICA							*			631,903,731
28223	42-1015537	NATIONWIDE AGRIBUSINESS INSURANCE COMPANY										
			(6,000,000)						*		(6,000,000)	784,304,811
10723	95-0639970	NATIONWIDE ASSURANCE COMPANY	(2,500,000)						*		(2,500,000)	26,173,316
00000	31-1177951	NATIONWIDE CASH MANAGEMENT COMPANY		(12,000,000)							(12,000,000)	
00000	31-4416546	NATIONWIDE CORPORATION	(238,000,000)	259,609,330							21,609,330	
00000	31-1486870	NATIONWIDE FINANCIAL SERVICES, INC.	40,000,000	(184,300,000)							(144,300,000)	
23760	31-4425763	NATIONWIDE GENERAL INSURANCE COMPANY							*			376,468,082
10070	31-1399201	NATIONWIDE INDEMNITY COMPANY		(110,000,000)							(110,000,000)	(527,778,033)
25453	95-2130882	NATIONWIDE INSURANCE COMPANY OF AMERICA		35,000,000							35,000,000	871,699,720
10948	31-1613686	NATIONWIDE INSURANCE COMPANY OF FLORIDA		(25,000,000)							(25,000,000)	546,250
92657	31-1000740	NATIONWIDE LIFE AND ANNUITY INSURANCE COMPANY		50,000,000							50,000,000	720,550,363
66869	31-4156830	NATIONWIDE LIFE INSURANCE COMPANY	(40,000,000)	(103,700,000)	496,900,000		(670,080,352)				(316,880,352)	(146,885,574)
42110	75-1780981	NATIONWIDE LLOYDS										53,843,642
23779	31-4177110	NATIONWIDE MUTUAL FIRE INS COMPANY							*			166,058,366
23787	31-4177100	NATIONWIDE MUTUAL INS COMPANY	409,500,000	(1,073,021,744)	(496,900,000)		670,080,352		*		(490,341,392)	(9,754,247,723)

ANNUAL STATEMENT FOR THE YEAR 2012 OF THE NATIONWIDE GENERAL INSURANCE COMPANY

SCHEDULE Y

PART 2 - SUMMARY OF INSURER'S TRANSACTIONS WITH ANY AFFILIATES

1	2	3	4	5	6	7	8	9	10	11	12	13
NAIC Company Code	Federal ID Number	Names of Insurers and Parent, Subsidiaries or Affiliates	Shareholder Dividends	Capital Contributions	Purchases, Sales or Exchanges of Loans, Securities, Real Estate, Mortgage Loans or Other Investments	Income/ (Disbursements) Incurred in Connection with Guarantees or Undertakings for the Benefit of any Affiliate(s)	Management Agreements and Service Contracts	Income/ (Disbursements) Incurred Under Reinsurance Agreements	*	Any Other Material Activity Not in the Ordinary Course of the Insurer's Business	Totals	Reinsurance Recoverable/ (Payable) on Losses and/or Reserve Credit Taken/(Liability)
37877	31-0970750	NATIONWIDE PROPERTY AND CASUALTY INS COMPANY							*			1,302,076,640
00000	31-1486309	NATIONWIDE REALTY INVESTORS, LTD		61,000,000							61,000,000	
13999	27-1712056	OLENTANGY REINSURANCE, LLC		(9,609,330)							(9,609,330)	(573,664,789)
15580	31-1117969	SCOTTSDALE INDEMNITY COMPANY										354,824,979
41297	31-1024978	SCOTTSDALE INSURANCE COMPANY	(45,000,000)						*		(45,000,000)	1,309,236,421
10672	86-0835870	SCOTTSDALE SURPLUS LINES INSURANCE COMPANY										
13242	74-2286759	TITAN INDEMNITY INSURANCE COMPANY										17,855,514
36269	86-0619597	TITAN INSURANCE COMPANY										166,361,636
42285	95-3750113	VETERINARY PET INS CO		(2,781,282)							(2,781,282)	45,238,359
10778	34-1842604	VICTORIA NATIONAL INSURANCE COMPANY							*			18,374
10644	34-1785903	VICTORIA AUTO INSURANCE COMPANY							*			30,088,236
42889	34-1394913	VICTORIA FIRE & CASUALTY INSURANCE COMPANY	(6,000,000)						*		(6,000,000)	194,653,194
10108	34-1777972	VICTORIA SELECT INSURANCE COMPANY							*			73,996,376
10777	34-1842602	VICTORIA SPECIALTY INSURANCE COMPANY							*			44,446,028
00000	33-0160222	V.P.I. SERVICES, INC.		2,781,282					*		2,781,282	
37150	86-0561941	WESTERN HERITAGE INSURANCE COMPANY										304,935,113
9999999	Control Totals								XXX			

See Notes to the Financial Statement #26.

**ANNUAL STATEMENT FOR THE YEAR 2012 OF THE NATIONWIDE GENERAL INSURANCE COMPANY
SUPPLEMENTAL EXHIBITS AND SCHEDULES INTERROGATORIES**

The following supplemental reports are required to be filed as part of your statement filing unless specifically waived by the domiciliary state. However, in the event that your domiciliary state waives the filing requirement, your response of **WAIVED** to the specific interrogatory will be accepted in lieu of filing a "NONE" report and a bar code will be printed below. If the supplement is required of your company but is not being filed for whatever reason enter **SEE EXPLANATION** and provide an explanation following the interrogatory questions.












	Responses
MARCH FILING	
1. Will an actuarial opinion be filed by March 1?	YES
2. Will the Supplemental Compensation Exhibit be filed with the state of domicile by March 1?	YES
3. Will the confidential Risk-based Capital Report be filed with the NAIC by March 1?	YES
4. Will the confidential Risk-based Capital Report be filed with the state of domicile, if required by March 1?	YES
APRIL FILING	
5. Will the Insurance Expense Exhibit be filed with the state of domicile and the NAIC by April 1?	YES
6. Will Management's Discussion and Analysis be filed by April 1?	YES
7. Will the Supplemental Investment Risk Interrogatories be filed by April 1?	YES
MAY FILING	
8. Will this company be included in a combined annual statement which is filed with the NAIC by May 1?	YES
JUNE FILING	
9. Will an audited financial report be filed by June 1?	YES
10. Will Accountant's Letter of Qualifications be filed with the state of domicile and electronically with the NAIC by June 1?	YES
AUGUST FILING	
11. Will Communication of Internal Control Related Matters Noted in Audit be filed with the state of domicile by August 1?	YES

The following supplemental reports are required to be filed as part of your annual statement filing. However, in the event that your company does not transact the type of business for which the special report must be filed, your response of **NO** to the specific interrogatory will be accepted in lieu of filing a "NONE" report and a bar code will be printed below. If the supplemental is required of your company but is not being filed for whatever reason enter **SEE EXPLANATION** and provide an explanation following the interrogatory questions.

MARCH FILING	
12. Will Schedule SIS (Stockholder Information Supplement) be filed with the state of domicile by March 1?	NO
13. Will the Financial Guaranty Insurance Exhibit be filed by March 1?	NO
14. Will the Medicare Supplement Insurance Experience Exhibit be filed with the state of domicile and the NAIC by March 1?	NO
15. Will Supplement A to Schedule T (Medical Professional Liability Supplement) be filed by March 1?	YES
16. Will the Trusteed Surplus Statement be filed with the state of domicile and the NAIC by March 1?	NO
17. Will the Premiums Attributed to Protected Cells Exhibit be filed by March 1?	NO
18. Will the Reinsurance Summary Supplemental Filing for General Interrogatory 9 be filed with the state of domicile and the NAIC by March 1?	NO
19. Will the Medicare Part D Coverage Supplement be filed with the state of domicile and the NAIC by March 1?	NO
20. Will the confidential Actuarial Opinion Summary be filed with the state of domicile, if required, by March 15 (or the date otherwise specified)?	YES
21. Will the Reinsurance Attestation Supplement be filed with the state of domicile and the NAIC by March 1?	YES
22. Will the Exceptions to the Reinsurance Attestation Supplement be filed with the state of domicile by March 1?	NO
23. Will the Bail Bond Supplement be filed with the state of domicile and the NAIC by March 1?	NO
24. Will the Director and Officer Insurance Coverage Supplement be filed with the state of domicile and the NAIC by March 1?	NO
25. Will an approval from the reporting entity's state of domicile for relief related to the five-year rotation requirement for lead audit partner be filed electronically with the NAIC by March 1?	NO
26. Will an approval from the reporting entity's state of domicile for relief related to the one-year cooling off period for independent CPA be filed electronically with the NAIC by March 1?	NO
27. Will an approval from the reporting entity's state of domicile for relief related to the Requirements for Audit Committees be filed electronically with the NAIC by March 1?	NO
APRIL FILING	
28. Will the Credit Insurance Experience Exhibit be filed with the state of domicile and the NAIC by April 1?	NO
29. Will the Long-term Care Experience Reporting Forms be filed with the state of domicile and the NAIC by April 1?	NO
30. Will the Accident and Health Policy Experience Exhibit be filed by April 1?	NO
31. Will the Supplemental Health Care Exhibit (Parts 1, 2 and 3) be filed with the state of domicile and the NAIC by April 1?	NO
32. Will the regulator only (non-public) Supplemental Health Care Exhibit's Expense Allocation Report be filed with the state of domicile and the NAIC by April 1?	NO
AUGUST FILING	
33. Will Management's Report of Internal Control Over Financial Reporting be filed with the state of domicile by August 1?	YES

Explanations:

12.
13.
14.
16.
17.
18.
19.
22.
23.
24.
25.
26.
27.
28.
29.
30.
31.
32.

12. SIS Stockholder Information Supplement [Document Identifier 420]	
13. Financial Guaranty Insurance Exhibit [Document Identifier 240]	
14. Medicare Supplement Insurance Experience Exhibit [Document Identifier 360]	
16. Trusteed Surplus Statement [Document Identifier 490]	
17. Premiums Attributed to Protected Cells [Document Identifier 385]	
18. Reinsurance Summary Supplemental Filing [Document Identifier 401]	
19. Medicare Part D Coverage Supplement [Document Identifier 365]	
22. Exceptions to the Reinsurance Attestation Supplement [Document Identifier 400]	
23. Bail Bond Supplement [Document Identifier 500]	
24. Director and Officer Insurance Coverage Supplement [Document Identifier 505]	
25. Relief from the five-year rotation requirement for lead audit partner [Document Identifier 224]	

SUPPLEMENTAL EXHIBITS AND SCHEDULES INTERROGATORIES

26. Relief from the one-year cooling off period for independent CPA
[Document Identifier 225]



27. Relief from the Requirements for Audit Committees [Document Identifier 226]



28. Credit Insurance Experience Exhibit [Document Identifier 230]



29. Long-Term Care Experience Reporting Forms [Document Identifier 306]



30. Accident and Health Policy Experience Exhibit [Document Identifier 210]



31. Supplemental Health Care Exhibit (Parts 1, 2 and 3) [Document Identifier 216]



32. Supplemental Health Care Exhibit's Expense Allocation Report
[Document Identifier 217]



NONE



SUPPLEMENT FOR THE YEAR 2012 OF THE NATIONWIDE GENERAL INSURANCE COMPANY

Designate the type of health care providers reported on this page:
Physicians, including surgeons and osteopaths

**SUPPLEMENT "A" TO SCHEDULE T
EXHIBIT OF MEDICAL PROFESSIONAL LIABILITY PREMIUMS WRITTEN
ALLOCATED BY STATES AND TERRITORIES**

States, etc.	1 Direct Premiums Written	2 Direct Premiums Earned	Direct Losses Paid		5 Direct Losses Incurred	Direct Losses Unpaid		8 Direct Losses Incurred But Not Reported
			3 Amount	4 Number of Claims		6 Amount Reported	7 Number of Claims	
1. AlabamaAL								
2. AlaskaAK								
3. ArizonaAZ								
4. ArkansasAR								
5. CaliforniaCA								
6. ColoradoCO								
7. ConnecticutCT								
8. DelawareDE								
9. District of ColumbiaDC								
10. FloridaFL								
11. GeorgiaGA								
12. HawaiiHI								
13. IdahoID								
14. IllinoisIL								
15. IndianaIN								
16. IowaIA								
17. KansasKS								
18. KentuckyKY								
19. LouisianaLA								
20. MaineME								
21. MarylandMD								
22. MassachusettsMA								
23. MichiganMI								
24. MinnesotaMN								
25. MississippiMS								
26. MissouriMO								
27. MontanaMT								
28. NebraskaNE								
29. NevadaNV								
30. New HampshireNH								
31. New JerseyNJ								
32. New MexicoNM								
33. New YorkNY								
34. North CarolinaNC								
35. North DakotaND								
36. OhioOH								
37. OklahomaOK								
38. OregonOR								
39. PennsylvaniaPA								
40. Rhode IslandRI								
41. South CarolinaSC								
42. South DakotaSD								
43. TennesseeTN								
44. TexasTX								
45. UtahUT								
46. VermontVT								
47. VirginiaVA								
48. WashingtonWA								
49. West VirginiaWV								
50. WisconsinWI								
51. WyomingWY								
52. American SamoaAS								
53. GuamGU								
54. Puerto RicoPR								
55. U.S. Virgin IslandsVI								
56. Northern Mariana IslandsMP								
57. CanadaCAN								
58. Aggregate other alienOT								
59. Total								
DETAILS OF WRITE-INS								
58001.								
58002.								
58003.								
58998. Summary of remaining write-ins for Line 58 from overflow page								
58999. Totals (Lines 58001 thru 58003 plus 58998)(Line 58 above)								

NONE



SUPPLEMENT FOR THE YEAR 2012 OF THE NATIONWIDE GENERAL INSURANCE COMPANY

Designate the type of health care providers reported on this page: Hospitals

SUPPLEMENT "A" TO SCHEDULE T EXHIBIT OF MEDICAL PROFESSIONAL LIABILITY PREMIUMS WRITTEN ALLOCATED BY STATES AND TERRITORIES

Table with 8 columns: States, etc.; 1 Direct Premiums Written; 2 Direct Premiums Earned; 3 Direct Losses Paid Amount; 4 Direct Losses Paid Number of Claims; 5 Direct Losses Incurred; 6 Direct Losses Unpaid Amount Reported; 7 Direct Losses Unpaid Number of Claims; 8 Direct Losses Incurred But Not Reported. The table contains the word 'NONE' in large letters across the center.



SUPPLEMENT FOR THE YEAR 2012 OF THE NATIONWIDE GENERAL INSURANCE COMPANY

Designate the type of health care providers reported on this page: Other health care professionals, including dentists, chiropractors, and podiatrists

SUPPLEMENT "A" TO SCHEDULE T EXHIBIT OF MEDICAL PROFESSIONAL LIABILITY PREMIUMS WRITTEN ALLOCATED BY STATES AND TERRITORIES

Table with 8 columns: States, etc.; Direct Premiums Written; Direct Premiums Earned; Direct Losses Paid (Amount, Number of Claims); Direct Losses Incurred; Direct Losses Unpaid (Amount Reported, Number of Claims); Direct Losses Incurred But Not Reported. The table contains a large 'NONE' watermark across the center.



SUPPLEMENT FOR THE YEAR 2012 OF THE NATIONWIDE GENERAL INSURANCE COMPANY

Designate the type of health care providers reported on this page: Other health care facilities

SUPPLEMENT "A" TO SCHEDULE T EXHIBIT OF MEDICAL PROFESSIONAL LIABILITY PREMIUMS WRITTEN ALLOCATED BY STATES AND TERRITORIES

Table with 8 columns: States, etc.; Direct Premiums Written; Direct Premiums Earned; Direct Losses Paid (Amount, Number of Claims); Direct Losses Incurred; Direct Losses Unpaid (Amount Reported, Number of Claims); Direct Losses Incurred But Not Reported. The table is mostly empty with a large 'NONE' watermark across the center.

ALPHABETICAL INDEX

ANNUAL STATEMENT BLANK

Assets	2
Cash Flow	5
Exhibit of Capital Gains (Losses)	12
Exhibit of Net Investment Income	12
Exhibit of Nonadmitted Assets	13
Exhibit of Premiums and Losses (State Page)	19
Five-Year Historical Data	17
General Interrogatories	15
Jurat Page	1
Liabilities, Surplus and Other Funds	3
Notes To Financial Statements	14
Overflow Page For Write-ins	101
Schedule A - Part 1	E01
Schedule A - Part 2	E02
Schedule A - Part 3	E03
Schedule A - Verification Between Years	SI02
Schedule B - Part 1	E04
Schedule B - Part 2	E05
Schedule B - Part 3	E06
Schedule B - Verification Between Years	SI02
Schedule BA - Part 1	E07
Schedule BA - Part 2	E08
Schedule BA - Part 3	E09
Schedule BA - Verification Between Years	SI03
Schedule D - Part 1	E10
Schedule D - Part 1A - Section 1	SI05
Schedule D - Part 1A - Section 2	SI08
Schedule D - Part 2 - Section 1	E11
Schedule D - Part 2 - Section 2	E12
Schedule D - Part 3	E13
Schedule D - Part 4	E14
Schedule D - Part 5	E15
Schedule D - Part 6 - Section 1	E16
Schedule D - Part 6 - Section 2	E16
Schedule D - Summary By Country	SI04
Schedule D - Verification Between Years	SI03
Schedule DA - Part 1	E17
Schedule DA - Verification Between Years	SI10
Schedule DB - Part A - Section 1	E18
Schedule DB - Part A - Section 2	E19
Schedule DB - Part A - Verification Between Years	SI11
Schedule DB - Part B - Section 1	E20
Schedule DB - Part B - Section 2	E21
Schedule DB - Part B - Verification Between Years	SI11
Schedule DB - Part C - Section 1	SI12
Schedule DB - Part C - Section 2	SI13
Schedule DB - Part D	E22
Schedule DB - Verification	SI14
Schedule DL - Part 1	E23
Schedule DL - Part 2	E24
Schedule E - Part 1 - Cash	E25
Schedule E - Part 2 - Cash Equivalents	E26
Schedule E - Part 3 - Special Deposits	E27
Schedule E - Verification Between Years	SI15
Schedule F - Part 1	20
Schedule F - Part 2	21
Schedule F - Part 3	22
Schedule F - Part 4	23
Schedule F - Part 5	24
Schedule F - Part 6 - Section 1	25
Schedule F - Part 6 - Section 2	27
Schedule F - Part 7	28
Schedule F - Part 8	29
Schedule F - Part 9	30

ANNUAL STATEMENT BLANK (Continued)

Schedule H - Accident and Health Exhibit - Part 1	31
Schedule H - Part 2, Part 3 and 4	32
Schedule H - Part 5 - Health Claims	33
Schedule P - Part 1 - Summary	34
Schedule P - Part 1A - Homeowners/Farmowners	36
Schedule P - Part 1B - Private Passenger Auto Liability/Medical	37
Schedule P - Part 1C - Commercial Auto/Truck Liability/Medical	38
Schedule P - Part 1D - Workers' Compensation (Excluding Excess Workers' Compensation)	39
Schedule P - Part 1E - Commercial Multiple Peril	40
Schedule P - Part 1F - Section 1 - Medical Professional Liability - Occurrence	41
Schedule P - Part 1F - Section 2 - Medical Professional Liability - Claims-Made	42
Schedule P - Part 1G - Special Liability (Ocean, Marine, Aircraft (All Perils), Boiler and Machinery)	43
Schedule P - Part 1H - Section 1 - Other Liability - Occurrence	44
Schedule P - Part 1H - Section 2 - Other Liability - Claims-Made	45
Schedule P - Part 1I - Special Property (Fire, Allied Lines, Inland Marine, Earthquake, Burglary & Theft)	46
Schedule P - Part 1J - Auto Physical Damage	47
Schedule P - Part 1K - Fidelity/Surety	48
Schedule P - Part 1L - Other (Including Credit, Accident and Health)	49
Schedule P - Part 1M - International	50
Schedule P - Part 1N - Reinsurance - Nonproportional Assumed Property	51
Schedule P - Part 1O - Reinsurance - Nonproportional Assumed Liability	52
Schedule P - Part 1P - Reinsurance - Nonproportional Assumed Financial Lines	53
Schedule P - Part 1R - Section 1 - Products Liability - Occurrence	54
Schedule P - Part 1R - Section 2 - Products Liability - Claims-Made	55
Schedule P - Part 1S - Financial Guaranty/Mortgage Guaranty	56
Schedule P - Part 1T - Warranty	57
Schedule P - Part 2, Part 3 and Part 4 - Summary	35
Schedule P - Part 2A - Homeowners/Farmowners	58
Schedule P - Part 2B - Private Passenger Auto Liability/Medical	58
Schedule P - Part 2C - Commercial Auto/Truck Liability/Medical	58
Schedule P - Part 2D - Workers' Compensation (Excluding Excess Workers' Compensation)	58
Schedule P - Part 2E - Commercial Multiple Peril	58
Schedule P - Part 2F - Section 1 - Medical Professional Liability - Occurrence	59
Schedule P - Part 2F - Section 2 - Medical Professional Liability - Claims-Made	59
Schedule P - Part 2G - Special Liability (Ocean Marine, Aircraft (All Perils), Boiler and Machinery)	59
Schedule P - Part 2H - Section 1 - Other Liability - Occurrence	59
Schedule P - Part 2H - Section 2 - Other Liability - Claims-Made	59
Schedule P - Part 2I - Special Property (Fire, Allied Lines, Inland Marine, Earthquake, Burglary, and Theft)	60
Schedule P - Part 2J - Auto Physical Damage	60
Schedule P - Part 2K - Fidelity, Surety	60
Schedule P - Part 2L - Other (Including Credit, Accident and Health)	60
Schedule P - Part 2M - International	60
Schedule P - Part 2N - Reinsurance - Nonproportional Assumed Property	61
Schedule P - Part 2O - Reinsurance - Nonproportional Assumed Liability	61
Schedule P - Part 2P - Reinsurance - Nonproportional Assumed Financial Lines	61
Schedule P - Part 2R - Section 1 - Products Liability - Occurrence	62
Schedule P - Part 2R - Section 2 - Products Liability - Claims-Made	62
Schedule P - Part 2S - Financial Guaranty/Mortgage Guaranty	62
Schedule P - Part 2T - Warranty	62
Schedule P - Part 3A - Homeowners/Farmowners	63
Schedule P - Part 3B - Private Passenger Auto Liability/Medical	63
Schedule P - Part 3C - Commercial Auto/Truck Liability/Medical	63
Schedule P - Part 3D - Workers' Compensation (Excluding Excess Workers' Compensation)	63
Schedule P - Part 3E - Commercial Multiple Peril	63
Schedule P - Part 3F - Section 1 - Medical Professional Liability - Occurrence	64
Schedule P - Part 3F - Section 2 - Medical Professional Liability - Claims-Made	64
Schedule P - Part 3G - Special Liability (Ocean Marine, Aircraft (All Perils), Boiler and Machinery)	64
Schedule P - Part 3H - Section 1 - Other Liability - Occurrence	64
Schedule P - Part 3H - Section 2 - Other Liability - Claims-Made	64
Schedule P - Part 3I - Special Property (Fire, Allied Lines, Inland Marine, Earthquake, Burglary, and Theft)	65
Schedule P - Part 3J - Auto Physical Damage	65
Schedule P - Part 3K - Fidelity/Surety	65
Schedule P - Part 3L - Other (Including Credit, Accident and Health)	65
Schedule P - Part 3M - International	65
Schedule P - Part 3N - Reinsurance - Nonproportional Assumed Property	66
Schedule P - Part 3O - Reinsurance - Nonproportional Assumed Liability	66
Schedule P - Part 3P - Reinsurance - Nonproportional Assumed Financial Lines	66
Schedule P - Part 3R - Section 1 - Products Liability - Occurrence	67
Schedule P - Part 3R - Section 2 - Products Liability - Claims-Made	67
Schedule P - Part 3S - Financial Guaranty/Mortgage Guaranty	67
Schedule P - Part 3T - Warranty	67

ANNUAL STATEMENT BLANK (Continued)

Schedule P - Part 4A - Homeowners/Farmowners	68
Schedule P - Part 4B - Private Passenger Auto Liability/Medical	68
Schedule P - Part 4C - Commercial Auto/Truck Liability/Medical	68
Schedule P - Part 4D - Workers' Compensation (Excluding Excess Workers' Compensation)	68
Schedule P - Part 4E - Commercial Multiple Peril	68
Schedule P - Part 4F - Section 1 - Medical Professional Liability - Occurrence	69
Schedule P - Part 4F - Section 2 - Medical Professional Liability - Claims-Made	69
Schedule P - Part 4G - Special Liability (Ocean Marine, Aircraft (All Perils), Boiler and Machinery)	69
Schedule P - Part 4H - Section 1 - Other Liability - Occurrence	69
Schedule P - Part 4H - Section 2 - Other Liability - Claims-Made	69
Schedule P - Part 4I - Special Property (Fire, Allied Lines, Inland Marine, Earthquake, Burglary and Theft)	70
Schedule P - Part 4J - Auto Physical Damage	70
Schedule P - Part 4K - Fidelity/Surety	70
Schedule P - Part 4L - Other (Including Credit, Accident and Health)	70
Schedule P - Part 4M - International	70
Schedule P - Part 4N - Reinsurance - Nonproportional Assumed Property	71
Schedule P - Part 4O - Reinsurance - Nonproportional Assumed Liability	71
Schedule P - Part 4P - Reinsurance - Nonproportional Assumed Financial Lines	71
Schedule P - Part 4R - Section 1 - Products Liability - Occurrence	72
Schedule P - Part 4R - Section 2 - Products Liability - Claims-Made	72
Schedule P - Part 4S - Financial Guaranty/Mortgage Guaranty	72
Schedule P - Part 4T - Warranty	72
Schedule P - Part 5A - Homeowners/Farmowners	73
Schedule P - Part 5B - Private Passenger Auto Liability/Medical	74
Schedule P - Part 5C - Commercial Auto/Truck Liability/Medical	75
Schedule P - Part 5D - Workers' Compensation (Excluding Excess Workers' Compensation)	76
Schedule P - Part 5E - Commercial Multiple Peril	77
Schedule P - Part 5F - Medical Professional Liability - Claims-Made	79
Schedule P - Part 5F - Medical Professional Liability - Occurrence	78
Schedule P - Part 5H - Other Liability - Claims-Made	81
Schedule P - Part 5H - Other Liability - Occurrence	80
Schedule P - Part 5R - Products Liability - Claims-Made	83
Schedule P - Part 5R - Products Liability - Occurrence	82
Schedule P - Part 5T - Warranty	84
Schedule P - Part 6C - Commercial Auto/Truck Liability/Medical	85
Schedule P - Part 6D - Workers' Compensation (Excluding Excess Workers' Compensation)	85
Schedule P - Part 6E - Commercial Multiple Peril	86
Schedule P - Part 6H - Other Liability - Claims-Made	87
Schedule P - Part 6H - Other Liability - Occurrence	86
Schedule P - Part 6M - International	87
Schedule P - Part 6N - Reinsurance - Nonproportional Assumed Property	88
Schedule P - Part 6O - Reinsurance - Nonproportional Assumed Liability	88
Schedule P - Part 6R - Products Liability - Claims-Made	89
Schedule P - Part 6R - Products Liability - Occurrence	89
Schedule P - Part 7A - Primary Loss Sensitive Contracts	90
Schedule P - Part 7B - Reinsurance Loss Sensitive Contracts	92
Schedule P Interrogatories	94
Schedule T - Exhibit of Premiums Written	95
Schedule T - Part 2 - Interstate Compact	96
Schedule Y - Information Concerning Activities of Insurer Members of a Holding Company Group	97
Schedule Y - Part 1A - Detail of Insurance Holding Company System	98
Schedule Y - Part 2 - Summary of Insurer's Transactions With Any Affiliates	99
Statement of Income	4
Summary Investment Schedule	SI01
Supplemental Exhibits and Schedules Interrogatories	100
Underwriting and Investment Exhibit Part 1	6
Underwriting and Investment Exhibit Part 1A	7
Underwriting and Investment Exhibit Part 1B	8
Underwriting and Investment Exhibit Part 2	9
Underwriting and Investment Exhibit Part 2A	10
Underwriting and Investment Exhibit Part 3	11