



PROPERTY AND CASUALTY COMPANIES - ASSOCIATION EDITION

ANNUAL STATEMENT

FOR THE YEAR ENDED DECEMBER 31, 2012
OF THE CONDITION AND AFFAIRS OF THE

American Modern Home Insurance Company

NAIC Group Code 0361 0361 NAIC Company Code 23469 Employer's ID Number 31-0715697
(Current) (Prior)

Organized under the Laws of Ohio, State of Domicile or Port of Entry Ohio
Country of Domicile United States of America

Incorporated/Organized 01/25/1965 Commenced Business 09/01/1965

Statutory Home Office 7000 Midland Blvd., Amelia, OH, US 45102-2607
(Street and Number) (City or Town, State, Country and Zip Code)

Main Administrative Office 7000 Midland Blvd.
(Street and Number)
Amelia, OH, US 45102-2607 800-543-2644-5478
(City or Town, State, Country and Zip Code) (Area Code) (Telephone Number)

Mail Address P.O. Box 5323, Cincinnati, OH, US 45201-5323
(Street and Number or P.O. Box) (City or Town, State, Country and Zip Code)

Primary Location of Books and Records 7000 Midland Blvd.
(Street and Number)
Amelia, OH, US 45102-2607 800-543-2644-5478
(City or Town, State, Country and Zip Code) (Area Code) (Telephone Number)

Internet Website Address www.amig.com

Statutory Statement Contact Kenneth L. Kuhn, 800-543-2644-5478
(Name) (Area Code) (Telephone Number)
kkuhn@amig.com 513-947-4111
(E-mail Address) (FAX Number)

OFFICERS

Chairman of the Board Anthony Joseph Kuczinski SVP James Paul Tierney
President / CEO Manuel Zuniga Rios SVP Juergen Erwin Kammerlohr

OTHER

James Edward Hinkle III # SVP / Treasurer Charles Schuster Griffith III # Secretary Craig Richard Smiddy Vice President

DIRECTORS OR TRUSTEES

Anthony Joseph Kuczinski Chairman Murray Steven Levy Charles Arthur Bryan
James Joseph Butler George Terrence Van Gilder Juergen Erwin Kammerlohr
Craig Richard Smiddy Robin Harriet Wilcox Manuel Zuniga Rios

State of Ohio SS:
County of Clermont

The officers of this reporting entity being duly sworn, each depose and say that they are the described officers of said reporting entity, and that on the reporting period stated above, all of the herein described assets were the absolute property of the said reporting entity, free and clear from any liens or claims thereon, except as herein stated, and that this statement, together with related exhibits, schedules and explanations therein contained, annexed or referred to, is a full and true statement of all the assets and liabilities and of the condition and affairs of the said reporting entity as of the reporting period stated above, and of its income and deductions therefrom for the period ended, and have been completed in accordance with the NAIC Annual Statement Instructions and Accounting Practices and Procedures manual except to the extent that: (1) state law may differ; or, (2) that state rules or regulations require differences in reporting not related to accounting practices and procedures, according to the best of their information, knowledge and belief, respectively. Furthermore, the scope of this attestation by the described officers also includes the related corresponding electronic filing with the NAIC, when required, that is an exact copy (except for formatting differences due to electronic filing) of the enclosed statement. The electronic filing may be requested by various regulators in lieu of or in addition to the enclosed statement.

Manuel Zuniga Rios
President / CEO

Charles Schuster Griffith III
Secretary

Kenneth Leo Kuhn
Vice President / Controller

Subscribed and sworn to before me this _____ day of _____

- a. Is this an original filing? Yes [X] No []
b. If no,
1. State the amendment number.....
2. Date filed
3. Number of pages attached.....



ANNUAL STATEMENT FOR THE YEAR 2012 OF THE American Modern Home Insurance Co.

EXHIBIT OF PREMIUMS AND LOSSES (Statutory Page 14)

NAIC Group Code 0361

Direct Business in the state of Alabama

During the Year 2012

NAIC Company Code 23469

Line of Business	Gross Premiums, Including Policy and Membership Fees, Less Return Premiums and Premiums on Policies not Taken		3 Dividends Paid or Credited to Policyholders on Direct Business	4 Direct Unearned Premium Reserves	5 Direct Losses Paid (deducting salvage)	6 Direct Losses Incurred	7 Direct Losses Unpaid	8 Direct Defense and Cost Containment Expense Paid	9 Direct Defense and Cost Containment Expense Incurred	10 Direct Defense and Cost Containment Expense Unpaid	11 Commissions and Brokerage Expenses	12 Taxes, Licenses and Fees
	1 Direct Premiums Written	2 Direct Premiums Earned										
1. Fire	3,288,424	3,454,543	.0	1,030,885	880,038	553,728	223,368	469	388	457	1,060,846	93,720
2.1 Allied lines	1,829,130	2,028,760	.0	573,121	948,904	731,539	164,441	1,041	2,080	1,080	550,934	52,130
2.2 Multiple peril crop0	.0	.0	.0	.0	.0	.0	.0	.0	.0	.0	.0
2.3 Federal flood0	.0	.0	.0	.0	.0	.0	.0	.0	.0	.0	.0
3. Farmowners multiple peril0	.0	.0	.0	.0	.0	.0	.0	.0	.0	.0	.0
4. Homeowners multiple peril	3,377,289	3,560,427	.0	1,696,388	1,013,017	1,102,217	546,145	25,923	48,306	40,657	1,072,627	96,253
5.1 Commercial multiple peril (non-liability portion)	453,119	405,805	.0	237,729	331,639	391,018	59,379	205	2,102	1,897	82,060	12,914
5.2 Commercial multiple peril (liability portion)	106,717	104,737	.0	55,756	.0	.0	.0	.0	139	139	20,041	3,041
6. Mortgage guaranty0	.0	.0	.0	.0	.0	.0	.0	.0	.0	.0	.0
8. Ocean marine	559,103	553,721	.0	270,235	177,290	61,168	41,867	7,070	7,090	20	142,292	15,934
9. Inland marine	394,405	369,660	.0	173,911	77,405	148,409	79,891	400	558	167	134,255	11,241
10. Financial guaranty0	.0	.0	.0	.0	.0	.0	.0	.0	.0	.0	.0
11. Medical professional liability0	.0	.0	.0	.0	.0	.0	.0	.0	.0	.0	.0
12. Earthquake0	.0	.0	.0	.0	.0	.0	.0	.0	.0	.0	.0
13. Group accident and health (b)0	.0	.0	.0	.0	.0	.0	.0	.0	.0	.0	.0
14. Credit accident and health (group and individual)0	.0	.0	.0	.0	.0	.0	.0	.0	.0	.0	.0
15.1 Collectively renewable accident and health (b)0	.0	.0	.0	.0	.0	.0	.0	.0	.0	.0	.0
15.2 Non-cancelable accident and health(b)0	.0	.0	.0	.0	.0	.0	.0	.0	.0	.0	.0
15.3 Guaranteed renewable accident and health(b)0	.0	.0	.0	.0	.0	.0	.0	.0	.0	.0	.0
15.4 Non-renewable for stated reasons only (b)0	.0	.0	.0	.0	.0	.0	.0	.0	.0	.0	.0
15.5 Other accident only0	.0	.0	.0	.0	.0	.0	.0	.0	.0	.0	.0
15.6 Medicare Title XVIII exempt from state taxes or fees0	.0	.0	.0	.0	.0	.0	.0	.0	.0	.0	.0
15.7 All other accident and health (b)0	.0	.0	.0	.0	.0	.0	.0	.0	.0	.0	.0
15.8 Federal employees health benefits program premium (b)0	.0	.0	.0	.0	.0	.0	.0	.0	.0	.0	.0
16. Workers' compensation0	.0	.0	.0	.0	.0	.0	.0	.0	.0	.0	.0
17.1 Other Liability - occurrence	1,133,400	1,160,182	.0	57,095	427,036	596,475	601,394	3,976	(2,415)	23,773	338,093	32,302
17.2 Other Liability - claims made0	.0	.0	.0	.0	.0	.0	.0	.0	.0	.0	.0
17.3 Excess workers' compensation0	.0	.0	.0	.0	.0	.0	.0	.0	.0	.0	.0
18. Products liability0	.0	.0	.0	.0	.0	.0	.0	.0	.0	.0	.0
19.1 Private passenger auto no-fault (personal injury protection)0	.0	.0	.0	.0	.0	.0	.0	.0	.0	.0	.0
19.2 Other private passenger auto liability	93,566	96,664	.0	43,208	278,366	355,212	139,050	1,532	18,409	17,201	29,380	2,667
19.3 Commercial auto no-fault (personal injury protection)0	.0	.0	.0	.0	.0	.0	.0	.0	.0	.0	.0
19.4 Other commercial auto liability	30,275	30,275	.0	.0	2,843	1,825	351	.0	(100)	.0	9,979	863
21.1 Private passenger auto physical damage	326,855	378,543	.0	156,276	275,234	161,215	28,459	5	1,153	45	97,762	9,315
21.2 Commercial auto physical damage	44,845	44,845	.0	.0	8,167	(8,299)	232	.0	.0	.0	12,193	1,278
22. Aircraft (all perils)0	.0	.0	.0	.0	.0	.0	.0	.0	.0	.0	.0
23. Fidelity0	.0	.0	.0	.0	.0	.0	.0	.0	.0	.0	.0
24. Surety0	.0	.0	.0	.0	.0	.0	.0	.0	.0	.0	.0
26. Burglary and theft0	.0	.0	.0	.0	.0	.0	.0	.0	.0	.0	.0
27. Boiler and machinery0	.0	.0	.0	.0	.0	.0	.0	.0	.0	.0	.0
28. Credit0	.0	.0	.0	.0	.0	.0	.0	.0	.0	.0	.0
30. Warranty0	.0	.0	.0	.0	.0	.0	.0	.0	.0	.0	.0
34. Aggregate write-ins for other lines of business0	.0	.0	.0	.0	.0	.0	.0	.0	.0	.0	.0
35. TOTALS (a)	11,637,128	12,188,163	0	4,294,604	4,419,937	4,094,507	1,884,576	40,619	77,709	85,435	3,550,462	331,658
DETAILS OF WRITE-INS												
3401.												
3402.												
3403.												
3498. Summary of remaining write-ins for Line 34 from overflow page0	.0	.0	.0	.0	.0	.0	.0	.0	.0	.0	.0
3499. Totals (Lines 3401 thru 3403 plus 3498)(Line 34 above)0	.0	.0	.0	.0	.0	.0	.0	.0	.0	.0	.0

(a) Finance and service charges not included in Lines 1 to 35 \$ 176,290

(b) For health business on indicated lines report: Number of persons insured under PPO managed care products 0 and number of persons insured under indemnity only products 0

19.AL



ANNUAL STATEMENT FOR THE YEAR 2012 OF THE American Modern Home Insurance Co.

EXHIBIT OF PREMIUMS AND LOSSES (Statutory Page 14)

NAIC Group Code 0361

Direct Business in the state of Alaska

During the Year 2012

NAIC Company Code 23469

Line of Business	Gross Premiums, Including Policy and Membership Fees, Less Return Premiums and Premiums on Policies not Taken		3 Dividends Paid or Credited to Policyholders on Direct Business	4 Direct Unearned Premium Reserves	5 Direct Losses Paid (deducting salvage)	6 Direct Losses Incurred	7 Direct Losses Unpaid	8 Direct Defense and Cost Containment Expense Paid	9 Direct Defense and Cost Containment Expense Incurred	10 Direct Defense and Cost Containment Expense Unpaid	11 Commissions and Brokerage Expenses	12 Taxes, Licenses and Fees
	1 Direct Premiums Written	2 Direct Premiums Earned										
1. Fire	133,494	166,641	.0	55,903	57,000	11,843	5,843	.0	(225)	.0	45,401	4,712
2.1 Allied lines	86,527	108,442	.0	35,712	28,461	26,875	4,443	.0	.0	.0	30,051	3,054
2.2 Multiple peril crop0	.0	.0	.0	.0	.0	.0	.0	.0	.0	.0	.0
2.3 Federal flood0	.0	.0	.0	.0	.0	.0	.0	.0	.0	.0	.0
3. Farmowners multiple peril0	.0	.0	.0	.0	.0	.0	.0	.0	.0	.0	.0
4. Homeowners multiple peril	141,799	145,577	.0	80,595	59,698	59,668	12,739	.2	.1	.0	42,724	5,006
5.1 Commercial multiple peril (non-liability portion)0	.0	.0	.0	.0	.0	.0	.0	.0	.0	.0	.0
5.2 Commercial multiple peril (liability portion)0	.0	.0	.0	.0	.0	.0	.0	.0	.0	.0	.0
6. Mortgage guaranty0	.0	.0	.0	.0	.0	.0	.0	.0	.0	.0	.0
8. Ocean marine	21,177	24,437	.0	9,660	13,677	(1,186)	.73	.0	.0	.0	8,022	748
9. Inland marine	186,640	156,434	.0	52,592	56,589	75,850	21,789	.0	.4	.4	66,892	6,588
10. Financial guaranty0	.0	.0	.0	.0	.0	.0	.0	.0	.0	.0	.0
11. Medical professional liability0	.0	.0	.0	.0	.0	.0	.0	.0	.0	.0	.0
12. Earthquake0	.0	.0	.0	.0	.0	.0	.0	.0	.0	.0	.0
13. Group accident and health (b)0	.0	.0	.0	.0	.0	.0	.0	.0	.0	.0	.0
14. Credit accident and health (group and individual)0	.0	.0	.0	.0	.0	.0	.0	.0	.0	.0	.0
15.1 Collectively renewable accident and health (b)0	.0	.0	.0	.0	.0	.0	.0	.0	.0	.0	.0
15.2 Non-cancelable accident and health(b)0	.0	.0	.0	.0	.0	.0	.0	.0	.0	.0	.0
15.3 Guaranteed renewable accident and health(b)0	.0	.0	.0	.0	.0	.0	.0	.0	.0	.0	.0
15.4 Non-renewable for stated reasons only (b)0	.0	.0	.0	.0	.0	.0	.0	.0	.0	.0	.0
15.5 Other accident only0	.0	.0	.0	.0	.0	.0	.0	.0	.0	.0	.0
15.6 Medicare Title XVIII exempt from state taxes or fees0	.0	.0	.0	.0	.0	.0	.0	.0	.0	.0	.0
15.7 All other accident and health (b)0	.0	.0	.0	.0	.0	.0	.0	.0	.0	.0	.0
15.8 Federal employees health benefits program premium (b)0	.0	.0	.0	.0	.0	.0	.0	.0	.0	.0	.0
16. Workers' compensation0	.0	.0	.0	.0	.0	.0	.0	.0	.0	.0	.0
17.1 Other Liability - occurrence	21,528	23,420	.0	10,611	89,000	(4,100)	67,296	3,813	2,921	608	7,434	760
17.2 Other Liability - claims made0	.0	.0	.0	.0	.0	.0	.0	.0	.0	.0	.0
17.3 Excess workers' compensation0	.0	.0	.0	.0	.0	.0	.0	.0	.0	.0	.0
18. Products liability0	.0	.0	.0	.0	.0	.0	.0	.0	.0	.0	.0
19.1 Private passenger auto no-fault (personal injury protection)0	.0	.0	.0	.0	.0	.0	.0	.0	.0	.0	.0
19.2 Other private passenger auto liability0	.0	.0	.0	.0	.0	.0	.0	.0	.0	.0	.0
19.3 Commercial auto no-fault (personal injury protection)0	.0	.0	.0	.0	.0	.0	.0	.0	.0	.0	.0
19.4 Other commercial auto liability	59,380	59,380	.0	.0	5,306	5,569	655	.0	.0	.0	21,466	2,096
21.1 Private passenger auto physical damage0	.0	.0	.0	.0	.0	.0	.0	.0	.0	.0	.0
21.2 Commercial auto physical damage	113,416	113,416	.0	.0	69,637	64,690	1,998	.0	.0	.0	37,473	4,004
22. Aircraft (all perils)0	.0	.0	.0	.0	.0	.0	.0	.0	.0	.0	.0
23. Fidelity0	.0	.0	.0	.0	.0	.0	.0	.0	.0	.0	.0
24. Surety0	.0	.0	.0	.0	.0	.0	.0	.0	.0	.0	.0
26. Burglary and theft0	.0	.0	.0	.0	.0	.0	.0	.0	.0	.0	.0
27. Boiler and machinery0	.0	.0	.0	.0	.0	.0	.0	.0	.0	.0	.0
28. Credit0	.0	.0	.0	.0	.0	.0	.0	.0	.0	.0	.0
30. Warranty0	45	.0	180	.0	.0	.0	.0	.0	.0	.0	.0
34. Aggregate write-ins for other lines of business0	.0	.0	.0	.0	.0	.0	.0	.0	.0	.0	.0
35. TOTALS (a)	763,962	797,792	0	245,252	379,368	239,209	114,838	3,815	2,701	613	259,462	26,968
DETAILS OF WRITE-INS												
3401.												
3402.												
3403.												
3498. Summary of remaining write-ins for Line 34 from overflow page0	.0	.0	.0	.0	.0	.0	.0	.0	.0	.0	.0
3499. Totals (Lines 3401 thru 3403 plus 3498)(Line 34 above)0	.0	.0	.0	.0	.0	.0	.0	.0	.0	.0	.0

(a) Finance and service charges not included in Lines 1 to 35 \$ 4,190

(b) For health business on indicated lines report: Number of persons insured under PPO managed care products 0 and number of persons insured under indemnity only products 0

19.AK



ANNUAL STATEMENT FOR THE YEAR 2012 OF THE American Modern Home Insurance Co.

EXHIBIT OF PREMIUMS AND LOSSES (Statutory Page 14)

NAIC Group Code 0361

Direct Business in the state of Arizona

During the Year 2012

NAIC Company Code 23469

Line of Business	Gross Premiums, Including Policy and Membership Fees, Less Return Premiums and Premiums on Policies not Taken		3 Dividends Paid or Credited to Policyholders on Direct Business	4 Direct Unearned Premium Reserves	5 Direct Losses Paid (deducting salvage)	6 Direct Losses Incurred	7 Direct Losses Unpaid	8 Direct Defense and Cost Containment Expense Paid	9 Direct Defense and Cost Containment Expense Incurred	10 Direct Defense and Cost Containment Expense Unpaid	11 Commissions and Brokerage Expenses	12 Taxes, Licenses and Fees
	1 Direct Premiums Written	2 Direct Premiums Earned										
1. Fire	763,830	867,955	.0	214,793	310,046	121,748	31,784	13	(34)	6	233,885	22,227
2.1 Allied lines	439,106	498,618	.0	149,281	290,229	113,360	45,310	195	380	202	142,797	12,778
2.2 Multiple peril crop0	.0	.0	.0	.0	.0	.0	.0	.0	.0	.0	.0
2.3 Federal flood0	.0	.0	.0	.0	.0	.0	.0	.0	.0	.0	.0
3. Farmowners multiple peril0	.0	.0	.0	.0	.0	.0	.0	.0	.0	.0	.0
4. Homeowners multiple peril	3,294,378	3,213,051	.0	1,692,881	1,736,018	1,243,383	624,221	36,269	10,650	16,055	920,449	95,866
5.1 Commercial multiple peril (non-liability portion)	405,700	170,658	.0	235,043	35,536	45,573	10,037	.0	6	6	77,773	11,806
5.2 Commercial multiple peril (liability portion)	93,220	45,173	.0	48,047	.0	.0	.0	.0	.0	.0	17,516	2,713
6. Mortgage guaranty0	.0	.0	.0	.0	.0	.0	.0	.0	.0	.0	.0
8. Ocean marine	113,270	108,743	.0	49,569	43,341	41,298	232	16	16	.0	35,408	3,296
9. Inland marine	121,715	63,119	.0	77,270	47,679	81,938	34,259	5,565	30,116	24,819	43,464	3,542
10. Financial guaranty0	.0	.0	.0	.0	.0	.0	.0	.0	.0	.0	.0
11. Medical professional liability0	.0	.0	.0	.0	.0	.0	.0	.0	.0	.0	.0
12. Earthquake0	.0	.0	.0	.0	.0	.0	.0	.0	.0	.0	.0
13. Group accident and health (b)0	.0	.0	.0	.0	.0	.0	.0	.0	.0	.0	.0
14. Credit accident and health (group and individual)0	.0	.0	.0	.0	.0	.0	.0	.0	.0	.0	.0
15.1 Collectively renewable accident and health (b)0	.0	.0	.0	.0	.0	.0	.0	.0	.0	.0	.0
15.2 Non-cancelable accident and health(b)0	.0	.0	.0	.0	.0	.0	.0	.0	.0	.0	.0
15.3 Guaranteed renewable accident and health(b)0	.0	.0	.0	.0	.0	.0	.0	.0	.0	.0	.0
15.4 Non-renewable for stated reasons only (b)0	.0	.0	.0	.0	.0	.0	.0	.0	.0	.0	.0
15.5 Other accident only0	.0	.0	.0	.0	.0	.0	.0	.0	.0	.0	.0
15.6 Medicare Title XVIII exempt from state taxes or fees0	.0	.0	.0	.0	.0	.0	.0	.0	.0	.0	.0
15.7 All other accident and health (b)0	.0	.0	.0	.0	.0	.0	.0	.0	.0	.0	.0
15.8 Federal employees health benefits program premium (b)0	.0	.0	.0	.0	.0	.0	.0	.0	.0	.0	.0
16. Workers' compensation0	.0	.0	.0	.0	.0	.0	.0	.0	.0	.0	.0
17.1 Other Liability - occurrence	208,377	317,248	.0	40,610	333,814	248,399	339,495	303	(8,049)	44	57,929	6,064
17.2 Other Liability - claims made0	.0	.0	.0	.0	.0	.0	.0	.0	.0	.0	.0
17.3 Excess workers' compensation0	.0	.0	.0	.0	.0	.0	.0	.0	.0	.0	.0
18. Products liability0	.0	.0	.0	.0	.0	.0	.0	.0	.0	.0	.0
19.1 Private passenger auto no-fault (personal injury protection)0	.0	.0	.0	.0	.0	.0	.0	.0	.0	.0	.0
19.2 Other private passenger auto liability	290,888	292,075	.0	147,440	326,089	460,802	439,159	3,651	7,093	4,127	89,012	8,465
19.3 Commercial auto no-fault (personal injury protection)0	.0	.0	.0	.0	.0	.0	.0	.0	.0	.0	.0
19.4 Other commercial auto liability	362,957	362,957	.0	.0	19,861	2,232	28,453	28,687	(27,368)	25,956	111,246	10,562
21.1 Private passenger auto physical damage	811,123	801,972	.0	402,518	677,739	466,749	61,718	2,457	2,973	329	241,228	23,604
21.2 Commercial auto physical damage	278,973	278,973	.0	.0	133,755	128,875	11,268	.0	13	.0	90,415	8,118
22. Aircraft (all perils)0	.0	.0	.0	.0	.0	.0	.0	.0	.0	.0	.0
23. Fidelity0	.0	.0	.0	.0	.0	.0	.0	.0	.0	.0	.0
24. Surety0	.0	.0	.0	.0	.0	.0	.0	.0	.0	.0	.0
26. Burglary and theft0	.0	.0	.0	.0	.0	.0	.0	.0	.0	.0	.0
27. Boiler and machinery0	.0	.0	.0	.0	.0	.0	.0	.0	.0	.0	.0
28. Credit0	.0	.0	.0	.0	.0	.0	.0	.0	.0	.0	.0
30. Warranty0	.0	.0	.0	.0	.0	.0	.0	.0	.0	.0	.0
34. Aggregate write-ins for other lines of business0	.0	.0	.0	.0	.0	.0	.0	.0	.0	.0	.0
35. TOTALS (a)	7,183,538	7,020,541	0	3,057,453	3,954,108	2,954,358	1,625,935	77,157	15,795	71,544	2,061,123	209,041
DETAILS OF WRITE-INS												
3401.												
3402.												
3403.												
3498. Summary of remaining write-ins for Line 34 from overflow page0	.0	.0	.0	.0	.0	.0	.0	.0	.0	.0	.0
3499. Totals (Lines 3401 thru 3403 plus 3498)(Line 34 above)0	.0	.0	.0	.0	.0	.0	.0	.0	.0	.0	.0

(a) Finance and service charges not included in Lines 1 to 35 \$ 43,568

(b) For health business on indicated lines report: Number of persons insured under PPO managed care products 0 and number of persons insured under indemnity only products 0

19.AZ



ANNUAL STATEMENT FOR THE YEAR 2012 OF THE American Modern Home Insurance Co.

EXHIBIT OF PREMIUMS AND LOSSES (Statutory Page 14)

NAIC Group Code 0361

Direct Business in the state of Arkansas

During the Year 2012

NAIC Company Code 23469

Line of Business	Gross Premiums, Including Policy and Membership Fees, Less Return Premiums and Premiums on Policies not Taken		3 Dividends Paid or Credited to Policyholders on Direct Business	4 Direct Unearned Premium Reserves	5 Direct Losses Paid (deducting salvage)	6 Direct Losses Incurred	7 Direct Losses Unpaid	8 Direct Defense and Cost Containment Expense Paid	9 Direct Defense and Cost Containment Expense Incurred	10 Direct Defense and Cost Containment Expense Unpaid	11 Commissions and Brokerage Expenses	12 Taxes, Licenses and Fees
	1 Direct Premiums Written	2 Direct Premiums Earned										
1. Fire	2,187,232	2,193,203	.0	871,374	866,522	184,268	224,188	497	(216)	401	716,537	66,273
2.1 Allied lines	1,340,060	1,375,263	.0	532,436	496,781	208,496	180,017	150	356	214	439,272	40,604
2.2 Multiple peril crop0	.0	.0	.0	.0	.0	.0	.0	.0	.0	.0	.0
2.3 Federal flood0	.0	.0	.0	.0	.0	.0	.0	.0	.0	.0	.0
3. Farmowners multiple peril0	.0	.0	.0	.0	.0	.0	.0	.0	.0	.0	.0
4. Homeowners multiple peril	8,751,785	9,059,355	.0	4,231,304	4,233,548	3,022,630	5,570,639	274,736	105,561	668,385	2,536,267	265,179
5.1 Commercial multiple peril (non-liability portion)	207,223	199,026	.0	145,985	320,282	352,767	42,376	55	569	514	48,697	6,279
5.2 Commercial multiple peril (liability portion)	16,166	17,470	.0	9,935	3,408	9,225	5,817	.0	.0	.0	3,809	490
6. Mortgage guaranty0	.0	.0	.0	.0	.0	.0	.0	.0	.0	.0	.0
8. Ocean marine	326,931	319,212	.0	150,522	209,912	110,807	19,148	7,282	7,303	21	96,575	9,906
9. Inland marine	1,440,756	1,242,802	.0	749,790	462,037	557,500	246,365	17,887	24,933	7,637	520,833	43,655
10. Financial guaranty0	.0	.0	.0	.0	.0	.0	.0	.0	.0	.0	.0
11. Medical professional liability0	.0	.0	.0	.0	.0	.0	.0	.0	.0	.0	.0
12. Earthquake	149,301	144,551	.0	65,324	2,752	2,752	.0	.0	.0	.0	50,852	4,524
13. Group accident and health (b)0	.0	.0	.0	.0	.0	.0	.0	.0	.0	.0	.0
14. Credit accident and health (group and individual)0	.0	.0	.0	.0	.0	.0	.0	.0	.0	.0	.0
15.1 Collectively renewable accident and health (b)0	.0	.0	.0	.0	.0	.0	.0	.0	.0	.0	.0
15.2 Non-cancelable accident and health(b)0	.0	.0	.0	.0	.0	.0	.0	.0	.0	.0	.0
15.3 Guaranteed renewable accident and health(b)0	.0	.0	.0	.0	.0	.0	.0	.0	.0	.0	.0
15.4 Non-renewable for stated reasons only (b)0	.0	.0	.0	.0	.0	.0	.0	.0	.0	.0	.0
15.5 Other accident only0	.0	.0	.0	.0	.0	.0	.0	.0	.0	.0	.0
15.6 Medicare Title XVIII exempt from state taxes or fees0	.0	.0	.0	.0	.0	.0	.0	.0	.0	.0	.0
15.7 All other accident and health (b)0	.0	.0	.0	.0	.0	.0	.0	.0	.0	.0	.0
15.8 Federal employees health benefits program premium (b)0	.0	.0	.0	.0	.0	.0	.0	.0	.0	.0	.0
16. Workers' compensation0	.0	.0	.0	.0	.0	.0	.0	.0	.0	.0	.0
17.1 Other Liability - occurrence	134,629	191,663	.0	77,067	18,554	21,456	14,026	201	(8)	29	41,317	4,079
17.2 Other Liability - claims made0	.0	.0	.0	.0	.0	.0	.0	.0	.0	.0	.0
17.3 Excess workers' compensation0	.0	.0	.0	.0	.0	.0	.0	.0	.0	.0	.0
18. Products liability0	.0	.0	.0	.0	.0	.0	.0	.0	.0	.0	.0
19.1 Private passenger auto no-fault (personal injury protection)	5,708	5,963	.0	2,684	1,627	(458)	921	.0	(32)	.0	1,432	173
19.2 Other private passenger auto liability	53,166	52,045	.0	24,154	20,576	12,881	2,780	47	(17)	.0	16,572	1,611
19.3 Commercial auto no-fault (personal injury protection)	71	71	.0	.0	.0	.0	.0	.0	.0	.0	22	2
19.4 Other commercial auto liability	32,437	32,437	.0	.0	25,000	805	3,088	.0	(475)	.0	10,834	983
21.1 Private passenger auto physical damage	153,647	145,898	.0	72,324	58,092	77,051	25,080	160	7,804	28	47,200	4,656
21.2 Commercial auto physical damage	59,009	59,009	.0	.0	16,340	15,716	464	.0	.0	.0	19,461	1,788
22. Aircraft (all perils)0	.0	.0	.0	.0	.0	.0	.0	.0	.0	.0	.0
23. Fidelity0	.0	.0	.0	.0	.0	.0	.0	.0	.0	.0	.0
24. Surety0	.0	.0	.0	.0	.0	.0	.0	.0	.0	.0	.0
26. Burglary and theft0	.0	.0	.0	.0	.0	.0	.0	.0	.0	.0	.0
27. Boiler and machinery0	.0	.0	.0	.0	.0	.0	.0	.0	.0	.0	.0
28. Credit0	.0	.0	.0	.0	.0	.0	.0	.0	.0	.0	.0
30. Warranty0	.0	.0	.0	.0	.0	.0	.0	.0	.0	.0	.0
34. Aggregate write-ins for other lines of business0	.0	.0	.0	.0	.0	.0	.0	.0	.0	.0	.0
35. TOTALS (a)	14,858,121	15,037,967	0	6,932,900	6,735,430	4,575,897	6,334,910	301,014	145,778	677,229	4,549,682	450,201
DETAILS OF WRITE-INS												
3401.												
3402.												
3403.												
3498. Summary of remaining write-ins for Line 34 from overflow page0	.0	.0	.0	.0	.0	.0	.0	.0	.0	.0	.0
3499. Totals (Lines 3401 thru 3403 plus 3498)(Line 34 above)0	.0	.0	.0	.0	.0	.0	.0	.0	.0	.0	.0

(a) Finance and service charges not included in Lines 1 to 35 \$ 253,888

(b) For health business on indicated lines report: Number of persons insured under PPO managed care products 0 and number of persons insured under indemnity only products 0

19 AR



ANNUAL STATEMENT FOR THE YEAR 2012 OF THE American Modern Home Insurance Co.

EXHIBIT OF PREMIUMS AND LOSSES (Statutory Page 14)

NAIC Group Code 0361

Direct Business in the state of California

During the Year 2012

NAIC Company Code 23469

Line of Business	Gross Premiums, Including Policy and Membership Fees, Less Return Premiums and Premiums on Policies not Taken		3 Dividends Paid or Credited to Policyholders on Direct Business	4 Direct Unearned Premium Reserves	5 Direct Losses Paid (deducting salvage)	6 Direct Losses Incurred	7 Direct Losses Unpaid	8 Direct Defense and Cost Containment Expense Paid	9 Direct Defense and Cost Containment Expense Incurred	10 Direct Defense and Cost Containment Expense Unpaid	11 Commissions and Brokerage Expenses	12 Taxes, Licenses and Fees
	1 Direct Premiums Written	2 Direct Premiums Earned										
1. Fire	14,025,791	13,860,632	.0	6,197,560	3,334,383	3,335,908	1,981,692	27,067	29,731	12,436	3,601,823	503,526
2.1 Allied lines	10,183,769	9,675,481	.0	4,691,777	3,115,402	3,619,528	1,215,148	57,809	117,958	60,190	3,422,765	365,597
2.2 Multiple peril crop0	.0	.0	.0	.0	.0	.0	.0	.0	.0	.0	.0
2.3 Federal flood0	.0	.0	.0	.0	.0	.0	.0	.0	.0	.0	.0
3. Farmowners multiple peril0	.0	.0	.0	.0	.0	.0	.0	.0	.0	.0	.0
4. Homeowners multiple peril	37,311,945	35,077,030	.0	20,595,465	13,354,844	14,289,511	5,086,279	273,073	92,884	264,493	11,130,153	1,357,703
5.1 Commercial multiple peril (non-liability portion)0	.0	.0	.0	.0	.0	.0	.0	.0	.0	.0	.0
5.2 Commercial multiple peril (liability portion)0	.0	.0	.0	.0	.0	.0	.0	.0	.0	.0	.0
6. Mortgage guaranty0	.0	.0	.0	.0	.0	.0	.0	.0	.0	.0	.0
8. Ocean marine (3,724)	(3,724)	36,777	.0	.0	100,000	(11)	535	137,568	121,209	395	(667)	.0
9. Inland marine	3,833,142	3,264,782	.0	1,755,236	1,151,775	1,598,018	833,864	49,009	6,558	20,474	1,365,748	137,610
10. Financial guaranty0	.0	.0	.0	.0	.0	.0	.0	.0	.0	.0	.0
11. Medical professional liability0	.0	.0	.0	.0	.0	.0	.0	.0	.0	.0	.0
12. Earthquake0	.0	.0	.0	.0	.0	.0	.0	.0	.0	.0	.0
13. Group accident and health (b)0	.0	.0	.0	.0	.0	.0	.0	.0	.0	.0	.0
14. Credit accident and health (group and individual)0	.0	.0	.0	.0	.0	.0	.0	.0	.0	.0	.0
15.1 Collectively renewable accident and health (b)0	.0	.0	.0	.0	.0	.0	.0	.0	.0	.0	.0
15.2 Non-cancelable accident and health(b)0	.0	.0	.0	.0	.0	.0	.0	.0	.0	.0	.0
15.3 Guaranteed renewable accident and health(b)0	.0	.0	.0	.0	.0	.0	.0	.0	.0	.0	.0
15.4 Non-renewable for stated reasons only (b)0	.0	.0	.0	.0	.0	.0	.0	.0	.0	.0	.0
15.5 Other accident only0	.0	.0	.0	.0	.0	.0	.0	.0	.0	.0	.0
15.6 Medicare Title XVIII exempt from state taxes or fees0	.0	.0	.0	.0	.0	.0	.0	.0	.0	.0	.0
15.7 All other accident and health (b)0	.0	.0	.0	.0	.0	.0	.0	.0	.0	.0	.0
15.8 Federal employees health benefits program premium (b)0	.0	.0	.0	.0	.0	.0	.0	.0	.0	.0	.0
16. Workers' compensation0	.0	.0	.0	.0	.0	.0	.0	.0	.0	.0	.0
17.1 Other Liability - occurrence	4,343,246	4,322,620	.0	1,579,406	1,385,956	1,581,296	2,171,551	199,882	149,009	107,605	1,219,584	155,923
17.2 Other Liability - claims made0	.0	.0	.0	.0	.0	.0	.0	.0	.0	.0	.0
17.3 Excess workers' compensation0	.0	.0	.0	.0	.0	.0	.0	.0	.0	.0	.0
18. Products liability0	.0	.0	.0	.0	.0	.0	.0	.0	.0	.0	.0
19.1 Private passenger auto no-fault (personal injury protection)0	.0	.0	.0	.0	.0	.0	.0	.0	.0	.0	.0
19.2 Other private passenger auto liability	835,298	1,086,556	.0	347,745	675,542	422,297	524,200	33,626	41,564	25,515	249,086	29,987
19.3 Commercial auto no-fault (personal injury protection)0	.0	.0	.0	.0	.0	.0	.0	.0	.0	.0	.0
19.4 Other commercial auto liability	1,362,051	1,362,051	.0	209	406,597	496,080	290,938	3,390	(25)	395	446,344	48,898
21.1 Private passenger auto physical damage	3,207,372	4,880,375	.0	1,246,240	2,520,506	2,423,189	402,154	25,593	29,975	5,219	928,855	115,145
21.2 Commercial auto physical damage	1,100,297	1,100,297	.0	.0	794,762	782,943	68,663	1,036	655	(432)	418,993	39,501
22. Aircraft (all perils)0	.0	.0	.0	.0	.0	.0	.0	.0	.0	.0	.0
23. Fidelity0	.0	.0	.0	.0	.0	.0	.0	.0	.0	.0	.0
24. Surety0	.0	.0	.0	.0	.0	.0	.0	.0	.0	.0	.0
26. Burglary and theft0	.0	.0	.0	.0	.0	.0	.0	.0	.0	.0	.0
27. Boiler and machinery0	.0	.0	.0	.0	.0	.0	.0	.0	.0	.0	.0
28. Credit0	.0	.0	.0	.0	.0	.0	.0	.0	.0	.0	.0
30. Warranty	4,580	21,604	.0	58,687	63,899	47,763	(14,603)	.0	(493)	(525)	1,573	164
34. Aggregate write-ins for other lines of business0	.0	.0	.0	.0	.0	.0	.0	.0	.0	.0	.0
35. TOTALS (a)	76,203,767	74,688,205	0	36,472,325	26,903,665	28,596,520	12,560,420	807,854	589,022	495,764	22,784,258	2,754,054
DETAILS OF WRITE-INS												
3401.												
3402.												
3403.												
3498. Summary of remaining write-ins for Line 34 from overflow page0	.0	.0	.0	.0	.0	.0	.0	.0	.0	.0	.0
3499. Totals (Lines 3401 thru 3403 plus 3498)(Line 34 above)0	.0	.0	.0	.0	.0	.0	.0	.0	.0	.0	.0

(a) Finance and service charges not included in Lines 1 to 35 \$667,187

(b) For health business on indicated lines report: Number of persons insured under PPO managed care products0 and number of persons insured under indemnity only products0 .

19, CA



ANNUAL STATEMENT FOR THE YEAR 2012 OF THE American Modern Home Insurance Co.

EXHIBIT OF PREMIUMS AND LOSSES (Statutory Page 14)

NAIC Group Code 0361

Direct Business in the state of Colorado

During the Year 2012

NAIC Company Code 23469

Line of Business	Gross Premiums, Including Policy and Membership Fees, Less Return Premiums and Premiums on Policies not Taken		3 Dividends Paid or Credited to Policyholders on Direct Business	4 Direct Unearned Premium Reserves	5 Direct Losses Paid (deducting salvage)	6 Direct Losses Incurred	7 Direct Losses Unpaid	8 Direct Defense and Cost Containment Expense Paid	9 Direct Defense and Cost Containment Expense Incurred	10 Direct Defense and Cost Containment Expense Unpaid	11 Commissions and Brokerage Expenses	12 Taxes, Licenses and Fees
	1 Direct Premiums Written	2 Direct Premiums Earned										
1. Fire	837,857	889,160	.0	263,366	158,800	225,739	152,550	1,935	3,032	1,482	227,897	22,287
2.1 Allied lines	604,361	689,818	.0	174,995	580,158	514,208	2,513,318	105,731	215,772	110,183	171,215	16,076
2.2 Multiple peril crop0	.0	.0	.0	.0	.0	.0	.0	.0	.0	.0	.0
2.3 Federal flood0	.0	.0	.0	.0	.0	.0	.0	.0	.0	.0	.0
3. Farmowners multiple peril0	.0	.0	.0	.0	.0	.0	.0	.0	.0	.0	.0
4. Homeowners multiple peril	4,434,982	4,085,260	.0	2,355,804	2,548,735	2,563,093	546,995	50,021	59,315	11,353	1,536,278	117,971
5.1 Commercial multiple peril (non-liability portion)	317,122	261,196	.0	178,984	356,342	448,631	97,847	846	8,700	7,854	43,033	8,435
5.2 Commercial multiple peril (liability portion)	68,552	57,564	.0	37,018	5,000	13,533	8,533	5,010	6,216	1,206	9,303	1,823
6. Mortgage guaranty0	.0	.0	.0	.0	.0	.0	.0	.0	.0	.0	.0
8. Ocean marine	25,703	24,873	.0	11,459	100,979	96,308	640	18	18	.0	6,657	684
9. Inland marine	308,794	155,030	.0	160,393	24,396	35,171	11,156	.0	(12)	.0	89,272	8,214
10. Financial guaranty0	.0	.0	.0	.0	.0	.0	.0	.0	.0	.0	.0
11. Medical professional liability0	.0	.0	.0	.0	.0	.0	.0	.0	.0	.0	.0
12. Earthquake0	.0	.0	.0	.0	.0	.0	.0	.0	.0	.0	.0
13. Group accident and health (b)0	.0	.0	.0	.0	.0	.0	.0	.0	.0	.0	.0
14. Credit accident and health (group and individual)0	.0	.0	.0	.0	.0	.0	.0	.0	.0	.0	.0
15.1 Collectively renewable accident and health (b)0	.0	.0	.0	.0	.0	.0	.0	.0	.0	.0	.0
15.2 Non-cancelable accident and health(b)0	.0	.0	.0	.0	.0	.0	.0	.0	.0	.0	.0
15.3 Guaranteed renewable accident and health(b)0	.0	.0	.0	.0	.0	.0	.0	.0	.0	.0	.0
15.4 Non-renewable for stated reasons only (b)0	.0	.0	.0	.0	.0	.0	.0	.0	.0	.0	.0
15.5 Other accident only0	.0	.0	.0	.0	.0	.0	.0	.0	.0	.0	.0
15.6 Medicare Title XVIII exempt from state taxes or fees0	.0	.0	.0	.0	.0	.0	.0	.0	.0	.0	.0
15.7 All other accident and health (b)	12,166	10,628	.0	1,538	201	257	56	.0	.0	.0	4,055	324
15.8 Federal employees health benefits program premium (b)0	.0	.0	.0	.0	.0	.0	.0	.0	.0	.0	.0
16. Workers' compensation0	.0	.0	.0	.0	.0	.0	.0	.0	.0	.0	.0
17.1 Other Liability - occurrence	85,407	114,913	.0	25,199	259	(14,709)	88	.0	(2,398)	.0	24,110	2,272
17.2 Other Liability - claims made0	.0	.0	.0	.0	.0	.0	.0	.0	.0	.0	.0
17.3 Excess workers' compensation0	.0	.0	.0	.0	.0	.0	.0	.0	.0	.0	.0
18. Products liability0	.0	.0	.0	.0	.0	.0	.0	.0	.0	.0	.0
19.1 Private passenger auto no-fault (personal injury protection)0	.0	.0	.0	.0	.0	.0	.0	.0	.0	.0	.0
19.2 Other private passenger auto liability	177,342	164,259	.0	86,716	100,099	618,303	663,546	3,932	3,646	864	54,054	4,717
19.3 Commercial auto no-fault (personal injury protection)0	.0	.0	.0	.0	.0	.0	.0	.0	.0	.0	.0
19.4 Other commercial auto liability	319,850	319,850	.0	.0	12,122	(22,081)	1,997	.5	(8,724)	.97	102,960	8,508
21.1 Private passenger auto physical damage	609,694	695,931	.0	296,286	169,256	251,745	107,140	203	246	27	183,518	16,218
21.2 Commercial auto physical damage	277,485	277,485	.0	.0	202,535	148,081	12,814	1,378	804	(575)	89,239	7,381
22. Aircraft (all perils)0	.0	.0	.0	.0	.0	.0	.0	.0	.0	.0	.0
23. Fidelity0	.0	.0	.0	.0	.0	.0	.0	.0	.0	.0	.0
24. Surety0	.0	.0	.0	.0	.0	.0	.0	.0	.0	.0	.0
26. Burglary and theft0	.0	.0	.0	.0	.0	.0	.0	.0	.0	.0	.0
27. Boiler and machinery0	.0	.0	.0	.0	.0	.0	.0	.0	.0	.0	.0
28. Credit0	.0	.0	.0	.0	.0	.0	.0	.0	.0	.0	.0
30. Warranty0	.0	.0	.0	.0	.0	.0	.0	.0	.0	.0	.0
34. Aggregate write-ins for other lines of business0	.0	.0	.0	.0	.0	.0	.0	.0	.0	.0	.0
35. TOTALS (a)	8,079,315	7,745,968	0	3,591,758	4,258,882	4,878,278	4,116,678	169,080	286,615	132,490	2,541,592	214,910
DETAILS OF WRITE-INS												
3401.												
3402.												
3403.												
3498. Summary of remaining write-ins for Line 34 from overflow page0	.0	.0	.0	.0	.0	.0	.0	.0	.0	.0	.0
3499. Totals (Lines 3401 thru 3403 plus 3498)(Line 34 above)0	.0	.0	.0	.0	.0	.0	.0	.0	.0	.0	.0

(a) Finance and service charges not included in Lines 1 to 35 \$ 47,416

(b) For health business on indicated lines report: Number of persons insured under PPO managed care products 0 and number of persons insured under indemnity only products 0

19 CO



ANNUAL STATEMENT FOR THE YEAR 2012 OF THE American Modern Home Insurance Co.

EXHIBIT OF PREMIUMS AND LOSSES (Statutory Page 14)

NAIC Group Code 0361

Direct Business in the state of Connecticut

During the Year 2012

NAIC Company Code 23469

Line of Business	Gross Premiums, Including Policy and Membership Fees, Less Return Premiums and Premiums on Policies not Taken		3 Dividends Paid or Credited to Policyholders on Direct Business	4 Direct Unearned Premium Reserves	5 Direct Losses Paid (deducting salvage)	6 Direct Losses Incurred	7 Direct Losses Unpaid	8 Direct Defense and Cost Containment Expense Paid	9 Direct Defense and Cost Containment Expense Incurred	10 Direct Defense and Cost Containment Expense Unpaid	11 Commissions and Brokerage Expenses	12 Taxes, Licenses and Fees
	1 Direct Premiums Written	2 Direct Premiums Earned										
1. Fire	7,784,748	7,197,745	.0	3,688,205	3,351,249	3,862,152	1,203,754	8,590	11,986	4,233	2,237,337	193,062
2.1 Allied lines	5,304,315	4,820,829	.0	2,491,169	3,330,430	4,379,341	1,487,220	31,639	81,995	50,480	1,793,389	131,547
2.2 Multiple peril crop0	.0	.0	.0	.0	.0	.0	.0	.0	.0	.0	.0
2.3 Federal flood0	.0	.0	.0	.0	.0	.0	.0	.0	.0	.0	.0
3. Farmowners multiple peril0	.0	.0	.0	.0	.0	.0	.0	.0	.0	.0	.0
4. Homeowners multiple peril	1,049,955	1,022,542	.0	576,853	475,992	415,599	111,164	5,526	(2,285)	1,879	369,479	26,039
5.1 Commercial multiple peril (non-liability portion)0	.0	.0	.0	.0	.0	.0	.0	.0	.0	.0	.0
5.2 Commercial multiple peril (liability portion)0	.0	.0	.0	.0	.0	.0	.0	.0	.0	.0	.0
6. Mortgage guaranty0	.0	.0	.0	.0	.0	.0	.0	.0	.0	.0	.0
8. Ocean marine0	.0	.0	.0	.0	.0	.0	.0	.0	.0	.0	.0
9. Inland marine	695,335	579,773	.0	301,543	340,502	444,998	177,448	18,423	25,425	7,700	252,615	17,244
10. Financial guaranty0	.0	.0	.0	.0	.0	.0	.0	.0	.0	.0	.0
11. Medical professional liability0	.0	.0	.0	.0	.0	.0	.0	.0	.0	.0	.0
12. Earthquake0	.0	.0	.0	.0	.0	.0	.0	.0	.0	.0	.0
13. Group accident and health (b)0	.0	.0	.0	.0	.0	.0	.0	.0	.0	.0	.0
14. Credit accident and health (group and individual)0	.0	.0	.0	.0	.0	.0	.0	.0	.0	.0	.0
15.1 Collectively renewable accident and health (b)0	.0	.0	.0	.0	.0	.0	.0	.0	.0	.0	.0
15.2 Non-cancelable accident and health(b)0	.0	.0	.0	.0	.0	.0	.0	.0	.0	.0	.0
15.3 Guaranteed renewable accident and health(b)0	.0	.0	.0	.0	.0	.0	.0	.0	.0	.0	.0
15.4 Non-renewable for stated reasons only (b)0	.0	.0	.0	.0	.0	.0	.0	.0	.0	.0	.0
15.5 Other accident only0	.0	.0	.0	.0	.0	.0	.0	.0	.0	.0	.0
15.6 Medicare Title XVIII exempt from state taxes or fees0	.0	.0	.0	.0	.0	.0	.0	.0	.0	.0	.0
15.7 All other accident and health (b)0	.0	.0	.0	.0	.0	.0	.0	.0	.0	.0	.0
15.8 Federal employees health benefits program premium (b)0	.0	.0	.0	.0	.0	.0	.0	.0	.0	.0	.0
16. Workers' compensation0	.0	.0	.0	.0	.0	.0	.0	.0	.0	.0	.0
17.1 Other Liability - occurrence	1,352,763	1,267,250	.0	674,897	620,117	1,893,375	3,592,893	117,854	314,761	472,554	422,468	33,549
17.2 Other Liability - claims made0	.0	.0	.0	.0	.0	.0	.0	.0	.0	.0	.0
17.3 Excess workers' compensation0	.0	.0	.0	.0	.0	.0	.0	.0	.0	.0	.0
18. Products liability0	.0	.0	.0	.0	.0	.0	.0	.0	.0	.0	.0
19.1 Private passenger auto no-fault (personal injury protection)0	.0	.0	.0	.0	.0	.0	.0	.0	.0	.0	.0
19.2 Other private passenger auto liability	238,097	223,371	.0	114,567	155,972	111,307	37,097	(29,572)	(38,743)	10,962	83,215	5,905
19.3 Commercial auto no-fault (personal injury protection)0	.0	.0	.0	.0	.0	.0	.0	.0	.0	.0	.0
19.4 Other commercial auto liability	7,592	7,592	.0	.0	.0	.0	.0	.0	.0	.0	2,571	188
21.1 Private passenger auto physical damage	864,753	912,782	.0	434,561	470,660	511,092	110,458	678	811	90	283,985	21,446
21.2 Commercial auto physical damage	20,660	20,660	.0	.0	14,965	14,576	425	.0	.0	.0	8,314	512
22. Aircraft (all perils)0	.0	.0	.0	.0	.0	.0	.0	.0	.0	.0	.0
23. Fidelity0	.0	.0	.0	.0	.0	.0	.0	.0	.0	.0	.0
24. Surety0	.0	.0	.0	.0	.0	.0	.0	.0	.0	.0	.0
26. Burglary and theft0	.0	.0	.0	.0	.0	.0	.0	.0	.0	.0	.0
27. Boiler and machinery0	.0	.0	.0	.0	.0	.0	.0	.0	.0	.0	.0
28. Credit0	.0	.0	.0	.0	.0	.0	.0	.0	.0	.0	.0
30. Warranty0	.0	.0	.0	.0	.0	.0	.0	.0	.0	.0	.0
34. Aggregate write-ins for other lines of business0	.0	.0	.0	.0	.0	.0	.0	.0	.0	.0	.0
35. TOTALS (a)	17,318,218	16,052,543	0	8,281,796	8,759,886	11,632,441	6,720,459	153,139	393,950	547,898	5,453,372	429,492
DETAILS OF WRITE-INS												
3401.												
3402.												
3403.												
3498. Summary of remaining write-ins for Line 34 from overflow page0	.0	.0	.0	.0	.0	.0	.0	.0	.0	.0	.0
3499. Totals (Lines 3401 thru 3403 plus 3498)(Line 34 above)0	.0	.0	.0	.0	.0	.0	.0	.0	.0	.0	.0

(a) Finance and service charges not included in Lines 1 to 35 \$ 162,349

(b) For health business on indicated lines report: Number of persons insured under PPO managed care products 0 and number of persons insured under indemnity only products 0

19 CT



ANNUAL STATEMENT FOR THE YEAR 2012 OF THE American Modern Home Insurance Co.

EXHIBIT OF PREMIUMS AND LOSSES (Statutory Page 14)

NAIC Group Code 0361

Direct Business in the state of Delaware

During the Year 2012

NAIC Company Code 23469

Line of Business	Gross Premiums, Including Policy and Membership Fees, Less Return Premiums and Premiums on Policies not Taken		3 Dividends Paid or Credited to Policyholders on Direct Business	4 Direct Unearned Premium Reserves	5 Direct Losses Paid (deducting salvage)	6 Direct Losses Incurred	7 Direct Losses Unpaid	8 Direct Defense and Cost Containment Expense Paid	9 Direct Defense and Cost Containment Expense Incurred	10 Direct Defense and Cost Containment Expense Unpaid	11 Commissions and Brokerage Expenses	12 Taxes, Licenses and Fees
	1 Direct Premiums Written	2 Direct Premiums Earned										
1. Fire	519,586	537,053	.0	64,026	308,454	203,902	31,621	.0	(71)	.0	187,778	13,769
2.1 Allied lines	172,408	153,063	.0	53,218	20,107	(21,943)	3,139	.0	(2)	.0	59,343	4,569
2.2 Multiple peril crop0	.0	.0	.0	.0	.0	.0	.0	.0	.0	.0	.0
2.3 Federal flood0	.0	.0	.0	.0	.0	.0	.0	.0	.0	.0	.0
3. Farmowners multiple peril0	.0	.0	.0	.0	.0	.0	.0	.0	.0	.0	.0
4. Homeowners multiple peril	2,677,921	2,699,696	.0	1,561,893	1,767,667	2,039,349	621,296	7,512	1,344	4,312	813,285	70,965
5.1 Commercial multiple peril (non-liability portion)0	.0	.0	.0	.0	.0	.0	.0	.0	.0	.0	.0
5.2 Commercial multiple peril (liability portion)0	.0	.0	.0	.0	.0	.0	.0	.0	.0	.0	.0
6. Mortgage guaranty0	.0	.0	.0	.0	.0	.0	.0	.0	.0	.0	.0
8. Ocean marine0	461	.0	.0	.0	.0	.0	.0	.0	.0	.0	.0
9. Inland marine	55,397	44,053	.0	29,109	3,077	32,207	43,747	.0	(18)	.0	17,915	1,468
10. Financial guaranty0	.0	.0	.0	.0	.0	.0	.0	.0	.0	.0	.0
11. Medical professional liability0	.0	.0	.0	.0	.0	.0	.0	.0	.0	.0	.0
12. Earthquake0	.0	.0	.0	.0	.0	.0	.0	.0	.0	.0	.0
13. Group accident and health (b)0	.0	.0	.0	.0	.0	.0	.0	.0	.0	.0	.0
14. Credit accident and health (group and individual)0	.0	.0	.0	.0	.0	.0	.0	.0	.0	.0	.0
15.1 Collectively renewable accident and health (b)0	.0	.0	.0	.0	.0	.0	.0	.0	.0	.0	.0
15.2 Non-cancelable accident and health(b)0	.0	.0	.0	.0	.0	.0	.0	.0	.0	.0	.0
15.3 Guaranteed renewable accident and health(b)0	.0	.0	.0	.0	.0	.0	.0	.0	.0	.0	.0
15.4 Non-renewable for stated reasons only (b)0	.0	.0	.0	.0	.0	.0	.0	.0	.0	.0	.0
15.5 Other accident only0	.0	.0	.0	.0	.0	.0	.0	.0	.0	.0	.0
15.6 Medicare Title XVIII exempt from state taxes or fees0	.0	.0	.0	.0	.0	.0	.0	.0	.0	.0	.0
15.7 All other accident and health (b)0	.0	.0	.0	.0	.0	.0	.0	.0	.0	.0	.0
15.8 Federal employees health benefits program premium (b)0	.0	.0	.0	.0	.0	.0	.0	.0	.0	.0	.0
16. Workers' compensation0	.0	.0	.0	.0	.0	.0	.0	.0	.0	.0	.0
17.1 Other Liability - occurrence	39,719	41,661	.0	18,679	685	(4,482)	102,201	16,477	(3,185)	13,039	13,357	1,053
17.2 Other Liability - claims made0	.0	.0	.0	.0	.0	.0	.0	.0	.0	.0	.0
17.3 Excess workers' compensation0	.0	.0	.0	.0	.0	.0	.0	.0	.0	.0	.0
18. Products liability0	.0	.0	.0	.0	.0	.0	.0	.0	.0	.0	.0
19.1 Private passenger auto no-fault (personal injury protection)	3,037	3,074	.0	1,516	.0	.0	.0	.0	.0	.0	890	80
19.2 Other private passenger auto liability	31,883	34,017	.0	14,655	523	(822)	500,071	2,000	2,087	374	8,187	845
19.3 Commercial auto no-fault (personal injury protection)	458	458	.0	.0	15,000	(3,514)	(35)	99	(397)	(57)	153	12
19.4 Other commercial auto liability	8,848	8,848	.0	.0	.0	(17,660)	.0	.0	(114)	.0	2,955	234
21.1 Private passenger auto physical damage	132,616	176,616	.0	76,358	20,329	19,965	8,039	11	13	1	40,276	3,514
21.2 Commercial auto physical damage	19,182	19,182	.0	.0	3,807	733	108	.0	.0	.0	5,323	508
22. Aircraft (all perils)0	.0	.0	.0	.0	.0	.0	.0	.0	.0	.0	.0
23. Fidelity0	.0	.0	.0	.0	.0	.0	.0	.0	.0	.0	.0
24. Surety0	.0	.0	.0	.0	.0	.0	.0	.0	.0	.0	.0
26. Burglary and theft0	.0	.0	.0	.0	.0	.0	.0	.0	.0	.0	.0
27. Boiler and machinery0	.0	.0	.0	.0	.0	.0	.0	.0	.0	.0	.0
28. Credit0	.0	.0	.0	.0	.0	.0	.0	.0	.0	.0	.0
30. Warranty0	.0	.0	.0	.0	.0	.0	.0	.0	.0	.0	.0
34. Aggregate write-ins for other lines of business0	.0	.0	.0	.0	.0	.0	.0	.0	.0	.0	.0
35. TOTALS (a)	3,661,054	3,718,182	0	1,819,453	2,139,649	2,247,735	1,310,187	26,098	(343)	17,670	1,149,463	97,018
DETAILS OF WRITE-INS												
3401.												
3402.												
3403.												
3498. Summary of remaining write-ins for Line 34 from overflow page0	.0	.0	.0	.0	.0	.0	.0	.0	.0	.0	.0
3499. Totals (Lines 3401 thru 3403 plus 3498)(Line 34 above)0	.0	.0	.0	.0	.0	.0	.0	.0	.0	.0	.0

(a) Finance and service charges not included in Lines 1 to 35 \$ 62,776

(b) For health business on indicated lines report: Number of persons insured under PPO managed care products 0 and number of persons insured under indemnity only products 0

19.DE



ANNUAL STATEMENT FOR THE YEAR 2012 OF THE American Modern Home Insurance Co.

EXHIBIT OF PREMIUMS AND LOSSES (Statutory Page 14)

NAIC Group Code 0361

Direct Business in the state of District of Columbia

During the Year 2012

NAIC Company Code 23469

Line of Business	Gross Premiums, Including Policy and Membership Fees, Less Return Premiums and Premiums on Policies not Taken		3 Dividends Paid or Credited to Policyholders on Direct Business	4 Direct Unearned Premium Reserves	5 Direct Losses Paid (deducting salvage)	6 Direct Losses Incurred	7 Direct Losses Unpaid	8 Direct Defense and Cost Containment Expense Paid	9 Direct Defense and Cost Containment Expense Incurred	10 Direct Defense and Cost Containment Expense Unpaid	11 Commissions and Brokerage Expenses	12 Taxes, Licenses and Fees
	1 Direct Premiums Written	2 Direct Premiums Earned										
1. Fire	27,934	50,206	.0	27,168	57,853	19,299	5,931	.0	.0	.0	9,017	1,648
2.1 Allied lines	21,624	33,908	.0	20,567	.0	(6,540)	.0	.0	.0	.0	6,922	1,276
2.2 Multiple peril crop0	.0	.0	.0	.0	.0	.0	.0	.0	.0	.0	.0
2.3 Federal flood0	.0	.0	.0	.0	.0	.0	.0	.0	.0	.0	.0
3. Farmowners multiple peril0	.0	.0	.0	.0	.0	.0	.0	.0	.0	.0	.0
4. Homeowners multiple peril	390,375	349,332	.0	216,552	23,652	16,976	3,145	.1	(2)	.0	150,490	23,032
5.1 Commercial multiple peril (non-liability portion)0	.0	.0	.0	.0	.0	.0	.0	.0	.0	.0	.0
5.2 Commercial multiple peril (liability portion)0	.0	.0	.0	.0	.0	.0	.0	.0	.0	.0	.0
6. Mortgage guaranty0	.0	.0	.0	.0	.0	.0	.0	.0	.0	.0	.0
8. Ocean marine	4,664	4,570	.0	2,403	656	638	4	.0	.0	.0	1,387	275
9. Inland marine	90,357	53,290	.0	37,091	10,764	11,289	4,392	2,135	2,937	890	23,854	5,331
10. Financial guaranty0	.0	.0	.0	.0	.0	.0	.0	.0	.0	.0	.0
11. Medical professional liability0	.0	.0	.0	.0	.0	.0	.0	.0	.0	.0	.0
12. Earthquake0	.0	.0	.0	.0	.0	.0	.0	.0	.0	.0	.0
13. Group accident and health (b)0	.0	.0	.0	.0	.0	.0	.0	.0	.0	.0	.0
14. Credit accident and health (group and individual)0	.0	.0	.0	.0	.0	.0	.0	.0	.0	.0	.0
15.1 Collectively renewable accident and health (b)0	.0	.0	.0	.0	.0	.0	.0	.0	.0	.0	.0
15.2 Non-cancelable accident and health(b)0	.0	.0	.0	.0	.0	.0	.0	.0	.0	.0	.0
15.3 Guaranteed renewable accident and health(b)0	.0	.0	.0	.0	.0	.0	.0	.0	.0	.0	.0
15.4 Non-renewable for stated reasons only (b)0	.0	.0	.0	.0	.0	.0	.0	.0	.0	.0	.0
15.5 Other accident only0	.0	.0	.0	.0	.0	.0	.0	.0	.0	.0	.0
15.6 Medicare Title XVIII exempt from state taxes or fees0	.0	.0	.0	.0	.0	.0	.0	.0	.0	.0	.0
15.7 All other accident and health (b)	1,994	1,823	.0	171	.0	.0	.0	.0	.0	.0	665	118
15.8 Federal employees health benefits program premium (b)0	.0	.0	.0	.0	.0	.0	.0	.0	.0	.0	.0
16. Workers' compensation0	.0	.0	.0	.0	.0	.0	.0	.0	.0	.0	.0
17.1 Other Liability - occurrence	487	2,571	.0	.0	(51)	(229)	.0	.0	.0	.0	142	29
17.2 Other Liability - claims made0	.0	.0	.0	.0	.0	.0	.0	.0	.0	.0	.0
17.3 Excess workers' compensation0	.0	.0	.0	.0	.0	.0	.0	.0	.0	.0	.0
18. Products liability0	.0	.0	.0	.0	.0	.0	.0	.0	.0	.0	.0
19.1 Private passenger auto no-fault (personal injury protection)0	.0	.0	.0	.0	.0	.0	.0	.0	.0	.0	.0
19.2 Other private passenger auto liability	133	94	.0	39	.0	.0	.0	.0	.0	.0	36	8
19.3 Commercial auto no-fault (personal injury protection)0	.0	.0	.0	.0	.0	.0	.0	.0	.0	.0	.0
19.4 Other commercial auto liability0	.0	.0	.0	.0	.0	.0	.0	.0	.0	.0	.0
21.1 Private passenger auto physical damage	417	295	.0	122	.0	.0	.0	.0	.0	.0	112	25
21.2 Commercial auto physical damage0	.0	.0	.0	.0	.0	.0	.0	.0	.0	.0	.0
22. Aircraft (all perils)0	.0	.0	.0	.0	.0	.0	.0	.0	.0	.0	.0
23. Fidelity0	.0	.0	.0	.0	.0	.0	.0	.0	.0	.0	.0
24. Surety0	.0	.0	.0	.0	.0	.0	.0	.0	.0	.0	.0
26. Burglary and theft0	.0	.0	.0	.0	.0	.0	.0	.0	.0	.0	.0
27. Boiler and machinery0	.0	.0	.0	.0	.0	.0	.0	.0	.0	.0	.0
28. Credit0	.0	.0	.0	.0	.0	.0	.0	.0	.0	.0	.0
30. Warranty0	.0	.0	.0	.0	.0	.0	.0	.0	.0	.0	.0
34. Aggregate write-ins for other lines of business0	.0	.0	.0	.0	.0	.0	.0	.0	.0	.0	.0
35. TOTALS (a)	537,986	496,089	0	304,112	92,874	41,435	13,472	2,136	2,935	890	192,625	31,741
DETAILS OF WRITE-INS												
3401.												
3402.												
3403.												
3498. Summary of remaining write-ins for Line 34 from overflow page0	.0	.0	.0	.0	.0	.0	.0	.0	.0	.0	.0
3499. Totals (Lines 3401 thru 3403 plus 3498)(Line 34 above)	0	0	0	0	0	0	0	0	0	0	0	0

(a) Finance and service charges not included in Lines 1 to 35 \$ 386

(b) For health business on indicated lines report: Number of persons insured under PPO managed care products 0 and number of persons insured under indemnity only products 0

19.DC



ANNUAL STATEMENT FOR THE YEAR 2012 OF THE American Modern Home Insurance Co.

EXHIBIT OF PREMIUMS AND LOSSES (Statutory Page 14)

NAIC Group Code 0361

Direct Business in the state of Florida

During the Year 2012

NAIC Company Code 23469

Line of Business	Gross Premiums, Including Policy and Membership Fees, Less Return Premiums and Premiums on Policies not Taken		3 Dividends Paid or Credited to Policyholders on Direct Business	4 Direct Unearned Premium Reserves	5 Direct Losses Paid (deducting salvage)	6 Direct Losses Incurred	7 Direct Losses Unpaid	8 Direct Defense and Cost Containment Expense Paid	9 Direct Defense and Cost Containment Expense Incurred	10 Direct Defense and Cost Containment Expense Unpaid	11 Commissions and Brokerage Expenses	12 Taxes, Licenses and Fees
	1 Direct Premiums Written	2 Direct Premiums Earned										
1. Fire	508,834	695,365	.0	120,960	.0	(54,772)	.0	.0	(242)	.0	177,939	28,240
2.1 Allied lines	338,798	463,034	.0	80,551	45,775	(9,725)	7,146	.0	.0	.0	117,902	18,803
2.2 Multiple peril crop0	.0	.0	.0	.0	.0	.0	.0	.0	.0	.0	.0
2.3 Federal flood0	.0	.0	.0	.0	.0	.0	.0	.0	.0	.0	.0
3. Farmowners multiple peril0	.0	.0	.0	.0	.0	.0	.0	.0	.0	.0	.0
4. Homeowners multiple peril0	.0	.0	.0	.0	.0	.0	.0	.0	.0	.0	.0
5.1 Commercial multiple peril (non-liability portion)0	.0	.0	.0	.0	.0	.0	.0	.0	.0	.0	.0
5.2 Commercial multiple peril (liability portion)0	.0	.0	.0	.0	.0	.0	.0	.0	.0	.0	.0
6. Mortgage guaranty0	.0	.0	.0	.0	.0	.0	.0	.0	.0	.0	.0
8. Ocean marine	43,371	140,779	.0	29,770	455,238	119,731	2,434	82,282	74,796	236	12,538	2,407
9. Inland marine	2,793,188	2,685,760	.0	1,045,745	833,802	873,159	323,646	126,677	24,320	62,344	1,085,153	155,022
10. Financial guaranty0	.0	.0	.0	.0	.0	.0	.0	.0	.0	.0	.0
11. Medical professional liability0	.0	.0	.0	.0	.0	.0	.0	.0	.0	.0	.0
12. Earthquake0	.0	.0	.0	.0	.0	.0	.0	.0	.0	.0	.0
13. Group accident and health (b)0	.0	.0	.0	.0	.0	.0	.0	.0	.0	.0	.0
14. Credit accident and health (group and individual)0	.0	.0	.0	.0	.0	.0	.0	.0	.0	.0	.0
15.1 Collectively renewable accident and health (b)0	.0	.0	.0	.0	.0	.0	.0	.0	.0	.0	.0
15.2 Non-cancelable accident and health(b)0	.0	.0	.0	.0	.0	.0	.0	.0	.0	.0	.0
15.3 Guaranteed renewable accident and health(b)0	.0	.0	.0	.0	.0	.0	.0	.0	.0	.0	.0
15.4 Non-renewable for stated reasons only (b)0	.0	.0	.0	.0	.0	.0	.0	.0	.0	.0	.0
15.5 Other accident only0	.0	.0	.0	.0	.0	.0	.0	.0	.0	.0	.0
15.6 Medicare Title XVIII exempt from state taxes or fees0	.0	.0	.0	.0	.0	.0	.0	.0	.0	.0	.0
15.7 All other accident and health (b)0	.0	.0	.0	.0	.0	.0	.0	.0	.0	.0	.0
15.8 Federal employees health benefits program premium (b)0	.0	.0	.0	.0	.0	.0	.0	.0	.0	.0	.0
16. Workers' compensation0	.0	.0	.0	.0	.0	.0	.0	.0	.0	.0	.0
17.1 Other Liability - occurrence	29,544	107,926	.0	6,268	(6,358)	(21,483)	34,286	32,282	(28,873)	7,009	10,878	1,640
17.2 Other Liability - claims made0	.0	.0	.0	.0	.0	.0	.0	.0	.0	.0	.0
17.3 Excess workers' compensation0	.0	.0	.0	.0	.0	.0	.0	.0	.0	.0	.0
18. Products liability0	.0	.0	.0	.0	.0	.0	.0	.0	.0	.0	.0
19.1 Private passenger auto no-fault (personal injury protection)0	.0	.0	.0	.0	.0	.0	.0	.0	.0	.0	.0
19.2 Other private passenger auto liability	170	178	.0	82	.0	.0	.0	.0	.0	.0	54	9
19.3 Commercial auto no-fault (personal injury protection)0	.0	.0	.0	.0	.0	.0	.0	.0	.0	.0	.0
19.4 Other commercial auto liability	230	230	.0	.0	.0	.0	.0	.0	.0	.0	77	13
21.1 Private passenger auto physical damage	221	273	.0	113	.0	.0	850	.0	.0	4	72	12
21.2 Commercial auto physical damage	774	774	.0	.0	.0	.0	.0	.0	.0	.0	258	43
22. Aircraft (all perils)0	.0	.0	.0	.0	.0	.0	.0	.0	.0	.0	.0
23. Fidelity0	.0	.0	.0	.0	.0	.0	.0	.0	.0	.0	.0
24. Surety0	.0	.0	.0	.0	.0	.0	.0	.0	.0	.0	.0
26. Burglary and theft0	.0	.0	.0	.0	.0	.0	.0	.0	.0	.0	.0
27. Boiler and machinery0	.0	.0	.0	.0	.0	.0	.0	.0	.0	.0	.0
28. Credit0	.0	.0	.0	.0	.0	.0	.0	.0	.0	.0	.0
30. Warranty0	.0	.0	.0	.0	.0	.0	.0	.0	.0	.0	.0
34. Aggregate write-ins for other lines of business	222,585	191,175	.0	31,410	13,686	19,182	5,497	.0	.0	.0	74,188	12,353
35. TOTALS (a)	3,937,715	4,285,494	0	1,314,899	1,342,143	926,091	373,859	241,242	70,002	69,593	1,479,060	218,543
DETAILS OF WRITE-INS												
3401. Travel Insurance	222,585	191,175	.0	31,410	13,686	19,182	5,497	.0	.0	.0	74,188	12,353
3402.0	.0	.0	.0	.0	.0	.0	.0	.0	.0	.0	.0
3403.0	.0	.0	.0	.0	.0	.0	.0	.0	.0	.0	.0
3498. Summary of remaining write-ins for Line 34 from overflow page0	.0	.0	.0	.0	.0	.0	.0	.0	.0	.0	.0
3499. Totals (Lines 3401 thru 3403 plus 3498)(Line 34 above)	222,585	191,175	0	31,410	13,686	19,182	5,497	0	0	0	74,188	12,353

(a) Finance and service charges not included in Lines 1 to 35 \$ 293

(b) For health business on indicated lines report: Number of persons insured under PPO managed care products 0 and number of persons insured under indemnity only products 0

19 FL



ANNUAL STATEMENT FOR THE YEAR 2012 OF THE American Modern Home Insurance Co.

EXHIBIT OF PREMIUMS AND LOSSES (Statutory Page 14)

NAIC Group Code 0361

Direct Business in the state of Georgia

During the Year 2012

NAIC Company Code 23469

Line of Business	Gross Premiums, Including Policy and Membership Fees, Less Return Premiums and Premiums on Policies not Taken		3 Dividends Paid or Credited to Policyholders on Direct Business	4 Direct Unearned Premium Reserves	5 Direct Losses Paid (deducting salvage)	6 Direct Losses Incurred	7 Direct Losses Unpaid	8 Direct Defense and Cost Containment Expense Paid	9 Direct Defense and Cost Containment Expense Incurred	10 Direct Defense and Cost Containment Expense Unpaid	11 Commissions and Brokerage Expenses	12 Taxes, Licenses and Fees
	1 Direct Premiums Written	2 Direct Premiums Earned										
1. Fire	3,581,692	3,848,393	.0	1,366,362	404,197	128,574	190,746	16,727	16,296	7,851	1,080,955	121,419
2.1 Allied lines	1,968,250	2,148,001	.0	731,413	940,631	1,176,653	645,435	44	52	46	659,757	66,724
2.2 Multiple peril crop0	.0	.0	.0	.0	.0	.0	.0	.0	.0	.0	.0
2.3 Federal flood0	.0	.0	.0	.0	.0	.0	.0	.0	.0	.0	.0
3. Farmowners multiple peril0	.0	.0	.0	.0	.0	.0	.0	.0	.0	.0	.0
4. Homeowners multiple peril	11,695,886	12,367,278	.0	6,121,831	5,346,711	4,618,344	1,519,382	65,003	13,091	29,582	3,733,327	396,491
5.1 Commercial multiple peril (non-liability portion)0	.0	.0	.0	.0	.0	.0	.0	.0	.0	.0	.0
5.2 Commercial multiple peril (liability portion)0	.0	.0	.0	.0	.0	.0	.0	.0	.0	.0	.0
6. Mortgage guaranty0	.0	.0	.0	.0	.0	.0	.0	.0	.0	.0	.0
8. Ocean marine	181,693	110,675	.0	91,106	58,305	58,637	332	378	379	1	54,344	6,159
9. Inland marine	2,935,492	2,951,261	.0	557,759	1,022,705	1,178,691	454,642	24,796	33,782	10,353	1,101,690	99,513
10. Financial guaranty0	.0	.0	.0	.0	.0	.0	.0	.0	.0	.0	.0
11. Medical professional liability0	.0	.0	.0	.0	.0	.0	.0	.0	.0	.0	.0
12. Earthquake0	.0	.0	.0	.0	.0	.0	.0	.0	.0	.0	.0
13. Group accident and health (b)0	.0	.0	.0	.0	.0	.0	.0	.0	.0	.0	.0
14. Credit accident and health (group and individual)0	.0	.0	.0	.0	.0	.0	.0	.0	.0	.0	.0
15.1 Collectively renewable accident and health (b)0	.0	.0	.0	.0	.0	.0	.0	.0	.0	.0	.0
15.2 Non-cancelable accident and health(b)0	.0	.0	.0	.0	.0	.0	.0	.0	.0	.0	.0
15.3 Guaranteed renewable accident and health(b)0	.0	.0	.0	.0	.0	.0	.0	.0	.0	.0	.0
15.4 Non-renewable for stated reasons only (b)0	.0	.0	.0	.0	.0	.0	.0	.0	.0	.0	.0
15.5 Other accident only0	.0	.0	.0	.0	.0	.0	.0	.0	.0	.0	.0
15.6 Medicare Title XVIII exempt from state taxes or fees0	.0	.0	.0	.0	.0	.0	.0	.0	.0	.0	.0
15.7 All other accident and health (b)0	.0	.0	.0	.0	.0	.0	.0	.0	.0	.0	.0
15.8 Federal employees health benefits program premium (b)0	.0	.0	.0	.0	.0	.0	.0	.0	.0	.0	.0
16. Workers' compensation0	.0	.0	.0	.0	.0	.0	.0	.0	.0	.0	.0
17.1 Other Liability - occurrence	1,217,195	1,233,524	.0	51,747	638,292	834,415	633,929	.0	(62)	2	391,937	41,263
17.2 Other Liability - claims made0	.0	.0	.0	.0	.0	.0	.0	.0	.0	.0	.0
17.3 Excess workers' compensation0	.0	.0	.0	.0	.0	.0	.0	.0	.0	.0	.0
18. Products liability0	.0	.0	.0	.0	.0	.0	.0	.0	.0	.0	.0
19.1 Private passenger auto no-fault (personal injury protection)0	.0	.0	.0	.0	.0	.0	.0	.0	.0	.0	.0
19.2 Other private passenger auto liability	310,968	291,751	.0	154,361	36,136	1,068	56,578	9,108	12,269	13,289	93,726	10,542
19.3 Commercial auto no-fault (personal injury protection)0	.0	.0	.0	.0	.0	.0	.0	.0	.0	.0	.0
19.4 Other commercial auto liability	84,043	84,043	.0	.0	4,057	(12,620)	501	165	(97)	(107)	27,986	2,849
21.1 Private passenger auto physical damage	819,649	836,756	.0	407,645	252,836	376,088	205,676	17,677	20,273	2,353	280,812	27,786
21.2 Commercial auto physical damage	122,608	122,608	.0	.0	67,257	37,607	5,971	.0	17	.0	40,927	4,156
22. Aircraft (all perils)0	.0	.0	.0	.0	.0	.0	.0	.0	.0	.0	.0
23. Fidelity0	.0	.0	.0	.0	.0	.0	.0	.0	.0	.0	.0
24. Surety0	.0	.0	.0	.0	.0	.0	.0	.0	.0	.0	.0
26. Burglary and theft0	.0	.0	.0	.0	.0	.0	.0	.0	.0	.0	.0
27. Boiler and machinery0	.0	.0	.0	.0	.0	.0	.0	.0	.0	.0	.0
28. Credit0	.0	.0	.0	.0	.0	.0	.0	.0	.0	.0	.0
30. Warranty0	.0	.0	.0	.0	.0	.0	.0	.0	.0	.0	.0
34. Aggregate write-ins for other lines of business0	.0	.0	.0	.0	.0	.0	.0	.0	.0	.0	.0
35. TOTALS (a)	22,917,477	23,994,290	0	9,482,224	8,771,126	8,397,456	3,713,191	133,897	95,999	63,369	7,465,461	776,902
DETAILS OF WRITE-INS												
3401.												
3402.												
3403.												
3498. Summary of remaining write-ins for Line 34 from overflow page0	.0	.0	.0	.0	.0	.0	.0	.0	.0	.0	.0
3499. Totals (Lines 3401 thru 3403 plus 3498)(Line 34 above)0	.0	.0	.0	.0	.0	.0	.0	.0	.0	.0	.0

(a) Finance and service charges not included in Lines 1 to 35 \$ 136,682

(b) For health business on indicated lines report: Number of persons insured under PPO managed care products 0 and number of persons insured under indemnity only products 0

19.GA



ANNUAL STATEMENT FOR THE YEAR 2012 OF THE American Modern Home Insurance Co.

EXHIBIT OF PREMIUMS AND LOSSES (Statutory Page 14)

NAIC Group Code 0361

Direct Business in the state of Hawaii

During the Year 2012

NAIC Company Code 23469

Line of Business	Gross Premiums, Including Policy and Membership Fees, Less Return Premiums and Premiums on Policies not Taken		3 Dividends Paid or Credited to Policyholders on Direct Business	4 Direct Unearned Premium Reserves	5 Direct Losses Paid (deducting salvage)	6 Direct Losses Incurred	7 Direct Losses Unpaid	8 Direct Defense and Cost Containment Expense Paid	9 Direct Defense and Cost Containment Expense Incurred	10 Direct Defense and Cost Containment Expense Unpaid	11 Commissions and Brokerage Expenses	12 Taxes, Licenses and Fees
	1 Direct Premiums Written	2 Direct Premiums Earned										
1. Fire	146,517	132,155	.0	57,654	38,614	(8,427)	3,959	.0	(225)	.0	42,080	6,373
2.1 Allied lines	106,913	93,937	.0	42,063	.0	(517)	.0	.0	.0	.0	31,240	4,651
2.2 Multiple peril crop0	.0	.0	.0	.0	.0	.0	.0	.0	.0	.0	.0
2.3 Federal flood0	.0	.0	.0	.0	.0	.0	.0	.0	.0	.0	.0
3. Farmowners multiple peril0	.0	.0	.0	.0	.0	.0	.0	.0	.0	.0	.0
4. Homeowners multiple peril0	.0	.0	.0	.0	.0	.0	.0	.0	.0	.0	.0
5.1 Commercial multiple peril (non-liability portion)0	.0	.0	.0	.0	.0	.0	.0	.0	.0	.0	.0
5.2 Commercial multiple peril (liability portion)0	.0	.0	.0	.0	.0	.0	.0	.0	.0	.0	.0
6. Mortgage guaranty0	.0	.0	.0	.0	.0	.0	.0	.0	.0	.0	.0
8. Ocean marine0	.0	.0	.0	.0	.0	.0	.0	.0	.0	.0	.0
9. Inland marine	15,849	123,240	.0	18,145	40,324	4,248	15,367	165	173	69	5,221	689
10. Financial guaranty0	.0	.0	.0	.0	.0	.0	.0	.0	.0	.0	.0
11. Medical professional liability0	.0	.0	.0	.0	.0	.0	.0	.0	.0	.0	.0
12. Earthquake0	.0	.0	.0	.0	.0	.0	.0	.0	.0	.0	.0
13. Group accident and health (b)0	.0	.0	.0	.0	.0	.0	.0	.0	.0	.0	.0
14. Credit accident and health (group and individual)0	.0	.0	.0	.0	.0	.0	.0	.0	.0	.0	.0
15.1 Collectively renewable accident and health (b)0	.0	.0	.0	.0	.0	.0	.0	.0	.0	.0	.0
15.2 Non-cancelable accident and health(b)0	.0	.0	.0	.0	.0	.0	.0	.0	.0	.0	.0
15.3 Guaranteed renewable accident and health(b)0	.0	.0	.0	.0	.0	.0	.0	.0	.0	.0	.0
15.4 Non-renewable for stated reasons only (b)0	.0	.0	.0	.0	.0	.0	.0	.0	.0	.0	.0
15.5 Other accident only0	.0	.0	.0	.0	.0	.0	.0	.0	.0	.0	.0
15.6 Medicare Title XVIII exempt from state taxes or fees0	.0	.0	.0	.0	.0	.0	.0	.0	.0	.0	.0
15.7 All other accident and health (b)0	.0	.0	.0	.0	.0	.0	.0	.0	.0	.0	.0
15.8 Federal employees health benefits program premium (b)0	.0	.0	.0	.0	.0	.0	.0	.0	.0	.0	.0
16. Workers' compensation0	.0	.0	.0	.0	.0	.0	.0	.0	.0	.0	.0
17.1 Other Liability - occurrence	154,045	153,343	.0	4,257	49,406	71,186	66,456	.0	.0	.0	47,107	6,701
17.2 Other Liability - claims made0	.0	.0	.0	.0	.0	.0	.0	.0	.0	.0	.0
17.3 Excess workers' compensation0	.0	.0	.0	.0	.0	.0	.0	.0	.0	.0	.0
18. Products liability0	.0	.0	.0	.0	.0	.0	.0	.0	.0	.0	.0
19.1 Private passenger auto no-fault (personal injury protection)0	.0	.0	.0	.0	.0	.0	.0	.0	.0	.0	.0
19.2 Other private passenger auto liability0	28	.0	.0	.0	3,277	3,277	.0	14	14	.0	.0
19.3 Commercial auto no-fault (personal injury protection)0	.0	.0	.0	.0	.0	.0	.0	.0	.0	.0	.0
19.4 Other commercial auto liability0	.0	.0	.0	.0	.0	.0	.0	.0	.0	.0	.0
21.1 Private passenger auto physical damage0	139	.0	.0	.0	.0	.0	.0	.0	.0	.0	.0
21.2 Commercial auto physical damage0	.0	.0	.0	.0	.0	.0	.0	.0	.0	.0	.0
22. Aircraft (all perils)0	.0	.0	.0	.0	.0	.0	.0	.0	.0	.0	.0
23. Fidelity0	.0	.0	.0	.0	.0	.0	.0	.0	.0	.0	.0
24. Surety0	.0	.0	.0	.0	.0	.0	.0	.0	.0	.0	.0
26. Burglary and theft0	.0	.0	.0	.0	.0	.0	.0	.0	.0	.0	.0
27. Boiler and machinery0	.0	.0	.0	.0	.0	.0	.0	.0	.0	.0	.0
28. Credit0	.0	.0	.0	.0	.0	.0	.0	.0	.0	.0	.0
30. Warranty0	.0	.0	.0	.0	.0	.0	.0	.0	.0	.0	.0
34. Aggregate write-ins for other lines of business0	.0	.0	.0	.0	.0	.0	.0	.0	.0	.0	.0
35. TOTALS (a)	423,324	502,842	0	122,119	128,345	69,767	89,058	165	(37)	83	125,647	18,415
DETAILS OF WRITE-INS												
3401.												
3402.												
3403.												
3498. Summary of remaining write-ins for Line 34 from overflow page0	.0	.0	.0	.0	.0	.0	.0	.0	.0	.0	.0
3499. Totals (Lines 3401 thru 3403 plus 3498)(Line 34 above)0	.0	.0	.0	.0	.0	.0	.0	.0	.0	.0	.0

(a) Finance and service charges not included in Lines 1 to 35 \$ 409

(b) For health business on indicated lines report: Number of persons insured under PPO managed care products 0 and number of persons insured under indemnity only products 0

19.HI



ANNUAL STATEMENT FOR THE YEAR 2012 OF THE American Modern Home Insurance Co.

EXHIBIT OF PREMIUMS AND LOSSES (Statutory Page 14)

NAIC Group Code 0361

Direct Business in the state of Idaho

During the Year 2012

NAIC Company Code 23469

Line of Business	Gross Premiums, Including Policy and Membership Fees, Less Return Premiums and Premiums on Policies not Taken		3 Dividends Paid or Credited to Policyholders on Direct Business	4 Direct Unearned Premium Reserves	5 Direct Losses Paid (deducting salvage)	6 Direct Losses Incurred	7 Direct Losses Unpaid	8 Direct Defense and Cost Containment Expense Paid	9 Direct Defense and Cost Containment Expense Incurred	10 Direct Defense and Cost Containment Expense Unpaid	11 Commissions and Brokerage Expenses	12 Taxes, Licenses and Fees
	1 Direct Premiums Written	2 Direct Premiums Earned										
1. Fire	254,944	272,722	.0	99,831	.0	(8,764)	9,180	.0	(35)	.41	91,754	9,841
2.1 Allied lines	175,602	182,614	.0	69,582	19,350	(121)	18,021	.0	.0	.0	61,303	6,778
2.2 Multiple peril crop0	.0	.0	.0	.0	.0	.0	.0	.0	.0	.0	.0
2.3 Federal flood0	.0	.0	.0	.0	.0	.0	.0	.0	.0	.0	.0
3. Farmowners multiple peril0	.0	.0	.0	.0	.0	.0	.0	.0	.0	.0	.0
4. Homeowners multiple peril	285,503	277,646	.0	152,338	121,508	103,159	37,459	5	(29)	1	97,728	11,020
5.1 Commercial multiple peril (non-liability portion)0	.0	.0	.0	.0	.0	.0	.0	.0	.0	.0	.0
5.2 Commercial multiple peril (liability portion)0	.0	.0	.0	.0	.0	.0	.0	.0	.0	.0	.0
6. Mortgage guaranty0	.0	.0	.0	.0	.0	.0	.0	.0	.0	.0	.0
8. Ocean marine (623)0	10,831	.0	.0	.0	(10,218)	.0	.0	(128)	.0	(107)	.0
9. Inland marine	43,785	49,133	.0	16,016	69,223	88,601	25,652	.0	(9)	.0	14,309	1,690
10. Financial guaranty0	.0	.0	.0	.0	.0	.0	.0	.0	.0	.0	.0
11. Medical professional liability0	.0	.0	.0	.0	.0	.0	.0	.0	.0	.0	.0
12. Earthquake0	.0	.0	.0	.0	.0	.0	.0	.0	.0	.0	.0
13. Group accident and health (b)0	.0	.0	.0	.0	.0	.0	.0	.0	.0	.0	.0
14. Credit accident and health (group and individual)0	.0	.0	.0	.0	.0	.0	.0	.0	.0	.0	.0
15.1 Collectively renewable accident and health (b)0	.0	.0	.0	.0	.0	.0	.0	.0	.0	.0	.0
15.2 Non-cancelable accident and health(b)0	.0	.0	.0	.0	.0	.0	.0	.0	.0	.0	.0
15.3 Guaranteed renewable accident and health(b)0	.0	.0	.0	.0	.0	.0	.0	.0	.0	.0	.0
15.4 Non-renewable for stated reasons only (b)0	.0	.0	.0	.0	.0	.0	.0	.0	.0	.0	.0
15.5 Other accident only0	.0	.0	.0	.0	.0	.0	.0	.0	.0	.0	.0
15.6 Medicare Title XVIII exempt from state taxes or fees0	.0	.0	.0	.0	.0	.0	.0	.0	.0	.0	.0
15.7 All other accident and health (b)0	.0	.0	.0	.0	.0	.0	.0	.0	.0	.0	.0
15.8 Federal employees health benefits program premium (b)0	.0	.0	.0	.0	.0	.0	.0	.0	.0	.0	.0
16. Workers' compensation0	.0	.0	.0	.0	.0	.0	.0	.0	.0	.0	.0
17.1 Other Liability - occurrence	23,879	31,889	.0	7,159	(24)	50	158	736	843	106	8,766	922
17.2 Other Liability - claims made0	.0	.0	.0	.0	.0	.0	.0	.0	.0	.0	.0
17.3 Excess workers' compensation0	.0	.0	.0	.0	.0	.0	.0	.0	.0	.0	.0
18. Products liability0	.0	.0	.0	.0	.0	.0	.0	.0	.0	.0	.0
19.1 Private passenger auto no-fault (personal injury protection)0	.0	.0	.0	.0	.0	.0	.0	.0	.0	.0	.0
19.2 Other private passenger auto liability	60,258	61,502	.0	28,943	13,881	4,256	1,876	.0	(120)	.0	21,217	2,326
19.3 Commercial auto no-fault (personal injury protection)0	.0	.0	.0	.0	.0	.0	.0	.0	.0	.0	.0
19.4 Other commercial auto liability	47,501	47,501	.0	.0	16,004	(8,883)	1,977	.0	(32)	.0	14,079	1,834
21.1 Private passenger auto physical damage	163,047	167,577	.0	73,995	140,113	146,730	8,302	5	6	1	55,811	6,294
21.2 Commercial auto physical damage	68,904	68,904	.0	.0	39,678	38,255	1,127	.0	.0	.0	21,326	2,660
22. Aircraft (all perils)0	.0	.0	.0	.0	.0	.0	.0	.0	.0	.0	.0
23. Fidelity0	.0	.0	.0	.0	.0	.0	.0	.0	.0	.0	.0
24. Surety0	.0	.0	.0	.0	.0	.0	.0	.0	.0	.0	.0
26. Burglary and theft0	.0	.0	.0	.0	.0	.0	.0	.0	.0	.0	.0
27. Boiler and machinery0	.0	.0	.0	.0	.0	.0	.0	.0	.0	.0	.0
28. Credit0	.0	.0	.0	.0	.0	.0	.0	.0	.0	.0	.0
30. Warranty0	.0	.0	.0	.0	.0	.0	.0	.0	.0	.0	.0
34. Aggregate write-ins for other lines of business0	.0	.0	.0	.0	.0	.0	.0	.0	.0	.0	.0
35. TOTALS (a)	1,122,801	1,170,319	0	447,864	419,732	353,064	103,751	746	496	148	386,186	43,364
DETAILS OF WRITE-INS												
3401.												
3402.												
3403.												
3498. Summary of remaining write-ins for Line 34 from overflow page0	.0	.0	.0	.0	.0	.0	.0	.0	.0	.0	.0
3499. Totals (Lines 3401 thru 3403 plus 3498)(Line 34 above)0	.0	.0	.0	.0	.0	.0	.0	.0	.0	.0	.0

(a) Finance and service charges not included in Lines 1 to 35 \$ 13,152

(b) For health business on indicated lines report: Number of persons insured under PPO managed care products 0 and number of persons insured under indemnity only products 0

191D



ANNUAL STATEMENT FOR THE YEAR 2012 OF THE American Modern Home Insurance Co.

EXHIBIT OF PREMIUMS AND LOSSES (Statutory Page 14)

NAIC Group Code 0361

Direct Business in the state of Illinois

During the Year 2012

NAIC Company Code 23469

Table with 12 columns: Line of Business, Direct Premiums Written, Direct Premiums Earned, Dividends Paid or Credited to Policyholders on Direct Business, Direct Unearned Premium Reserves, Direct Losses Paid (deducting salvage), Direct Losses Incurred, Direct Losses Unpaid, Direct Defense and Cost Containment Expense Paid, Direct Defense and Cost Containment Expense Incurred, Direct Defense and Cost Containment Expense Unpaid, Commissions and Brokerage Expenses, Taxes, Licenses and Fees. Rows include various insurance categories like Fire, Multiple peril crop, Federal flood, etc., and a 'TOTALS (a)' row.

(a) Finance and service charges not included in Lines 1 to 35 \$ 30,971

(b) For health business on indicated lines report: Number of persons insured under PPO managed care products 0 and number of persons insured under indemnity only products 0

19.1L



ANNUAL STATEMENT FOR THE YEAR 2012 OF THE American Modern Home Insurance Co.

EXHIBIT OF PREMIUMS AND LOSSES (Statutory Page 14)

NAIC Group Code 0361

Direct Business in the state of Indiana

During the Year 2012

NAIC Company Code 23469

Line of Business	Gross Premiums, Including Policy and Membership Fees, Less Return Premiums and Premiums on Policies not Taken		3 Dividends Paid or Credited to Policyholders on Direct Business	4 Direct Unearned Premium Reserves	5 Direct Losses Paid (deducting salvage)	6 Direct Losses Incurred	7 Direct Losses Unpaid	8 Direct Defense and Cost Containment Expense Paid	9 Direct Defense and Cost Containment Expense Incurred	10 Direct Defense and Cost Containment Expense Unpaid	11 Commissions and Brokerage Expenses	12 Taxes, Licenses and Fees
	1 Direct Premiums Written	2 Direct Premiums Earned										
1. Fire	2,476,400	2,631,059	.0	875,263	875,673	1,044,273	320,892	1,521	2,037	714,689	.0	68,844
2.1 Allied lines	1,489,646	1,563,882	.0	533,707	1,272,483	1,357,911	261,404	10,206	20,769	10,591	428,124	36,943
2.2 Multiple peril crop0	.0	.0	.0	.0	.0	.0	.0	.0	.0	.0	.0
2.3 Federal flood0	.0	.0	.0	.0	.0	.0	.0	.0	.0	.0	.0
3. Farmowners multiple peril0	.0	.0	.0	.0	.0	.0	.0	.0	.0	.0	.0
4. Homeowners multiple peril	2,481,384	2,429,308	.0	1,321,402	1,669,146	1,737,713	355,955	48,272	22,944	26,696	765,755	61,538
5.1 Commercial multiple peril (non-liability portion)	608,900	228,401	.0	380,499	151,540	251,558	100,018	32	329	297	140,656	15,101
5.2 Commercial multiple peril (liability portion)	171,929	68,065	.0	103,864	.0	.0	.0	18	22	4	39,011	4,264
6. Mortgage guaranty0	.0	.0	.0	.0	.0	.0	.0	.0	.0	.0	.0
8. Ocean marine	132,293	129,319	.0	61,569	13,998	1,635	75	.0	.0	.0	38,590	3,281
9. Inland marine	603,052	586,365	.0	112,893	173,318	242,185	93,704	5,730	7,877	2,433	219,089	14,956
10. Financial guaranty0	.0	.0	.0	.0	.0	.0	.0	.0	.0	.0	.0
11. Medical professional liability0	.0	.0	.0	.0	.0	.0	.0	.0	.0	.0	.0
12. Earthquake	175,742	152,956	.0	85,839	.0	.0	.0	.0	.0	.0	60,139	4,358
13. Group accident and health (b)0	.0	.0	.0	.0	.0	.0	.0	.0	.0	.0	.0
14. Credit accident and health (group and individual)0	.0	.0	.0	.0	.0	.0	.0	.0	.0	.0	.0
15.1 Collectively renewable accident and health (b)0	.0	.0	.0	.0	.0	.0	.0	.0	.0	.0	.0
15.2 Non-cancelable accident and health(b)0	.0	.0	.0	.0	.0	.0	.0	.0	.0	.0	.0
15.3 Guaranteed renewable accident and health(b)0	.0	.0	.0	.0	.0	.0	.0	.0	.0	.0	.0
15.4 Non-renewable for stated reasons only (b)0	.0	.0	.0	.0	.0	.0	.0	.0	.0	.0	.0
15.5 Other accident only0	.0	.0	.0	.0	.0	.0	.0	.0	.0	.0	.0
15.6 Medicare Title XVIII exempt from state taxes or fees0	.0	.0	.0	.0	.0	.0	.0	.0	.0	.0	.0
15.7 All other accident and health (b)	1,799	1,444	.0	355	4	9	4	.0	.0	.0	600	45
15.8 Federal employees health benefits program premium (b)0	.0	.0	.0	.0	.0	.0	.0	.0	.0	.0	.0
16. Workers' compensation0	.0	.0	.0	.0	.0	.0	.0	.0	.0	.0	.0
17.1 Other Liability - occurrence	231,602	310,357	.0	69,545	856	(13,052)	621	5	(4,134)	1	78,837	5,744
17.2 Other Liability - claims made0	.0	.0	.0	.0	.0	.0	.0	.0	.0	.0	.0
17.3 Excess workers' compensation0	.0	.0	.0	.0	.0	.0	.0	.0	.0	.0	.0
18. Products liability0	.0	.0	.0	.0	.0	.0	.0	.0	.0	.0	.0
19.1 Private passenger auto no-fault (personal injury protection)0	.0	.0	.0	.0	.0	.0	.0	.0	.0	.0	.0
19.2 Other private passenger auto liability	402,948	414,985	.0	186,103	59,365	13,694	202,952	1,563	48,323	48,607	134,625	9,993
19.3 Commercial auto no-fault (personal injury protection)0	.0	.0	.0	.0	.0	.0	.0	.0	.0	.0	.0
19.4 Other commercial auto liability	126,747	126,747	.0	.0	51,026	27,086	7,565	394	(92)	(177)	41,865	3,143
21.1 Private passenger auto physical damage	764,452	774,436	.0	352,781	289,453	336,354	86,674	1,255	1,511	166	230,253	18,958
21.2 Commercial auto physical damage	106,914	106,914	.0	.0	95,262	88,900	2,786	1,226	715	(511)	35,570	2,651
22. Aircraft (all perils)0	.0	.0	.0	.0	.0	.0	.0	.0	.0	.0	.0
23. Fidelity0	.0	.0	.0	.0	.0	.0	.0	.0	.0	.0	.0
24. Surety0	.0	.0	.0	.0	.0	.0	.0	.0	.0	.0	.0
26. Burglary and theft0	.0	.0	.0	.0	.0	.0	.0	.0	.0	.0	.0
27. Boiler and machinery0	.0	.0	.0	.0	.0	.0	.0	.0	.0	.0	.0
28. Credit0	.0	.0	.0	.0	.0	.0	.0	.0	.0	.0	.0
30. Warranty0	.0	.0	.0	.0	.0	.0	.0	.0	.0	.0	.0
34. Aggregate write-ins for other lines of business0	.0	.0	.0	.0	.0	.0	.0	.0	.0	.0	.0
35. TOTALS (a)	9,773,810	9,524,238	0	4,083,821	4,652,124	5,088,265	1,432,651	70,222	100,301	88,837	2,927,803	249,820
DETAILS OF WRITE-INS												
3401.												
3402.												
3403.												
3498. Summary of remaining write-ins for Line 34 from overflow page0	.0	.0	.0	.0	.0	.0	.0	.0	.0	.0	.0
3499. Totals (Lines 3401 thru 3403 plus 3498)(Line 34 above)0	.0	.0	.0	.0	.0	.0	.0	.0	.0	.0	.0

(a) Finance and service charges not included in Lines 1 to 35 \$ 76,753

(b) For health business on indicated lines report: Number of persons insured under PPO managed care products 0 and number of persons insured under indemnity only products 0

19 IN



ANNUAL STATEMENT FOR THE YEAR 2012 OF THE American Modern Home Insurance Co.

EXHIBIT OF PREMIUMS AND LOSSES (Statutory Page 14)

NAIC Group Code 0361

Direct Business in the state of Iowa

During the Year 2012

NAIC Company Code 23469

Line of Business	Gross Premiums, Including Policy and Membership Fees, Less Return Premiums and Premiums on Policies not Taken		3 Dividends Paid or Credited to Policyholders on Direct Business	4 Direct Unearned Premium Reserves	5 Direct Losses Paid (deducting salvage)	6 Direct Losses Incurred	7 Direct Losses Unpaid	8 Direct Defense and Cost Containment Expense Paid	9 Direct Defense and Cost Containment Expense Incurred	10 Direct Defense and Cost Containment Expense Unpaid	11 Commissions and Brokerage Expenses	12 Taxes, Licenses and Fees
	1 Direct Premiums Written	2 Direct Premiums Earned										
1. Fire	1,192,858	1,169,659	.0	487,239	460,609	490,751	145,215	301	(331)	137	342,827	27,794
2.1 Allied lines	689,646	684,737	.0	318,393	308,829	169,393	65,514	3	(49)	3	184,135	16,069
2.2 Multiple peril crop0	.0	.0	.0	.0	.0	.0	.0	.0	.0	.0	.0
2.3 Federal flood0	.0	.0	.0	.0	.0	.0	.0	.0	.0	.0	.0
3. Farmowners multiple peril0	.0	.0	.0	.0	.0	.0	.0	.0	.0	.0	.0
4. Homeowners multiple peril	293,381	307,574	.0	152,059	140,188	163,113	97,843	4,939	5,183	1,304	84,670	6,836
5.1 Commercial multiple peril (non-liability portion)	13,986	12,602	.0	15,955	.0	.0	.0	.0	.0	.0	4,412	326
5.2 Commercial multiple peril (liability portion)0	.0	.0	.0	.0	.0	.0	.0	.0	.0	.0	.0
6. Mortgage guaranty0	.0	.0	.0	.0	.0	.0	.0	.0	.0	.0	.0
8. Ocean marine0	574	.0	.0	.0	.0	.0	.0	.0	.0	.0	.0
9. Inland marine	354,120	326,032	.0	101,919	144,475	242,554	156,073	450	624	347	101,774	8,251
10. Financial guaranty0	.0	.0	.0	.0	.0	.0	.0	.0	.0	.0	.0
11. Medical professional liability0	.0	.0	.0	.0	.0	.0	.0	.0	.0	.0	.0
12. Earthquake0	.0	.0	.0	.0	.0	.0	.0	.0	.0	.0	.0
13. Group accident and health (b)0	.0	.0	.0	.0	.0	.0	.0	.0	.0	.0	.0
14. Credit accident and health (group and individual)0	.0	.0	.0	.0	.0	.0	.0	.0	.0	.0	.0
15.1 Collectively renewable accident and health (b)0	.0	.0	.0	.0	.0	.0	.0	.0	.0	.0	.0
15.2 Non-cancelable accident and health(b)0	.0	.0	.0	.0	.0	.0	.0	.0	.0	.0	.0
15.3 Guaranteed renewable accident and health(b)0	.0	.0	.0	.0	.0	.0	.0	.0	.0	.0	.0
15.4 Non-renewable for stated reasons only (b)0	.0	.0	.0	.0	.0	.0	.0	.0	.0	.0	.0
15.5 Other accident only0	.0	.0	.0	.0	.0	.0	.0	.0	.0	.0	.0
15.6 Medicare Title XVIII exempt from state taxes or fees0	.0	.0	.0	.0	.0	.0	.0	.0	.0	.0	.0
15.7 All other accident and health (b)0	.0	.0	.0	.0	.0	.0	.0	.0	.0	.0	.0
15.8 Federal employees health benefits program premium (b)0	.0	.0	.0	.0	.0	.0	.0	.0	.0	.0	.0
16. Workers' compensation0	.0	.0	.0	.0	.0	.0	.0	.0	.0	.0	.0
17.1 Other Liability - occurrence	137,480	142,729	.0	64,677	10,896	29,653	34,959	5	(15,014)	136	49,410	3,203
17.2 Other Liability - claims made0	.0	.0	.0	.0	.0	.0	.0	.0	.0	.0	.0
17.3 Excess workers' compensation0	.0	.0	.0	.0	.0	.0	.0	.0	.0	.0	.0
18. Products liability0	.0	.0	.0	.0	.0	.0	.0	.0	.0	.0	.0
19.1 Private passenger auto no-fault (personal injury protection)0	.0	.0	.0	.0	.0	.0	.0	.0	.0	.0	.0
19.2 Other private passenger auto liability	167,006	169,027	.0	80,501	13,588	39,133	34,836	47	209	288	42,603	3,891
19.3 Commercial auto no-fault (personal injury protection)0	.0	.0	.0	.0	.0	.0	.0	.0	.0	.0	.0
19.4 Other commercial auto liability	70,253	70,253	.0	.0	32,500	(19,396)	4,014	.0	(904)	.0	23,465	1,637
21.1 Private passenger auto physical damage	311,716	323,592	.0	150,156	163,132	65,814	22,698	145	355	52	89,961	7,263
21.2 Commercial auto physical damage	72,442	72,442	.0	.0	81,789	86,133	5,344	.0	.0	.0	19,313	1,688
22. Aircraft (all perils)0	.0	.0	.0	.0	.0	.0	.0	.0	.0	.0	.0
23. Fidelity0	.0	.0	.0	.0	.0	.0	.0	.0	.0	.0	.0
24. Surety0	.0	.0	.0	.0	.0	.0	.0	.0	.0	.0	.0
26. Burglary and theft0	.0	.0	.0	.0	.0	.0	.0	.0	.0	.0	.0
27. Boiler and machinery0	.0	.0	.0	.0	.0	.0	.0	.0	.0	.0	.0
28. Credit0	.0	.0	.0	.0	.0	.0	.0	.0	.0	.0	.0
30. Warranty	941	3,741	.0	7,527	3,759	2,723	(1,036)	.0	(31)	(31)	323	22
34. Aggregate write-ins for other lines of business0	.0	.0	.0	.0	.0	.0	.0	.0	.0	.0	.0
35. TOTALS (a)	3,303,830	3,282,962	0	1,378,426	1,359,766	1,269,872	565,459	5,890	(9,958)	2,237	942,895	76,979
DETAILS OF WRITE-INS												
3401.												
3402.												
3403.												
3498. Summary of remaining write-ins for Line 34 from overflow page0	.0	.0	.0	.0	.0	.0	.0	.0	.0	.0	.0
3499. Totals (Lines 3401 thru 3403 plus 3498)(Line 34 above)0	.0	.0	.0	.0	.0	.0	.0	.0	.0	.0	.0

(a) Finance and service charges not included in Lines 1 to 35 \$ 34,183

(b) For health business on indicated lines report: Number of persons insured under PPO managed care products 0 and number of persons insured under indemnity only products 0

191A



ANNUAL STATEMENT FOR THE YEAR 2012 OF THE American Modern Home Insurance Co.

EXHIBIT OF PREMIUMS AND LOSSES (Statutory Page 14)

NAIC Group Code 0361

Direct Business in the state of Kansas

During the Year 2012

NAIC Company Code 23469

Line of Business	Gross Premiums, Including Policy and Membership Fees, Less Return Premiums and Premiums on Policies not Taken		3 Dividends Paid or Credited to Policyholders on Direct Business	4 Direct Unearned Premium Reserves	5 Direct Losses Paid (deducting salvage)	6 Direct Losses Incurred	7 Direct Losses Unpaid	8 Direct Defense and Cost Containment Expense Paid	9 Direct Defense and Cost Containment Expense Incurred	10 Direct Defense and Cost Containment Expense Unpaid	11 Commissions and Brokerage Expenses	12 Taxes, Licenses and Fees
	1 Direct Premiums Written	2 Direct Premiums Earned										
1. Fire	612,536	576,820	.0	180,010	240,459	161,246	24,651	5,867	8,400	2,669	162,077	18,192
2.1 Allied lines	247,351	231,318	.0	93,170	210,229	204,985	32,821	667	1,357	692	65,795	7,346
2.2 Multiple peril crop0	.0	.0	.0	.0	.0	.0	.0	.0	.0	.0	.0
2.3 Federal flood0	.0	.0	.0	.0	.0	.0	.0	.0	.0	.0	.0
3. Farmowners multiple peril0	.0	.0	.0	.0	.0	.0	.0	.0	.0	.0	.0
4. Homeowners multiple peril	507,237	449,364	.0	265,812	293,917	229,350	82,503	34	(15,221)	139	142,280	15,065
5.1 Commercial multiple peril (non-liability portion)0	.0	.0	.0	.0	.0	.0	.0	.0	.0	.0	.0
5.2 Commercial multiple peril (liability portion)0	.0	.0	.0	.0	.0	.0	.0	.0	.0	.0	.0
6. Mortgage guaranty0	.0	.0	.0	.0	.0	.0	.0	.0	.0	.0	.0
8. Ocean marine	23,551	23,796	.0	10,132	36,152	84,088	51,161	.0	225	225	6,093	699
9. Inland marine	1,028,584	1,038,190	.0	353,555	239,471	288,952	98,930	3,030	4,206	1,302	358,564	30,549
10. Financial guaranty0	.0	.0	.0	.0	.0	.0	.0	.0	.0	.0	.0
11. Medical professional liability0	.0	.0	.0	.0	.0	.0	.0	.0	.0	.0	.0
12. Earthquake0	.0	.0	.0	.0	.0	.0	.0	.0	.0	.0	.0
13. Group accident and health (b)0	.0	.0	.0	.0	.0	.0	.0	.0	.0	.0	.0
14. Credit accident and health (group and individual)0	.0	.0	.0	.0	.0	.0	.0	.0	.0	.0	.0
15.1 Collectively renewable accident and health (b)0	.0	.0	.0	.0	.0	.0	.0	.0	.0	.0	.0
15.2 Non-cancelable accident and health(b)0	.0	.0	.0	.0	.0	.0	.0	.0	.0	.0	.0
15.3 Guaranteed renewable accident and health(b)0	.0	.0	.0	.0	.0	.0	.0	.0	.0	.0	.0
15.4 Non-renewable for stated reasons only (b)0	.0	.0	.0	.0	.0	.0	.0	.0	.0	.0	.0
15.5 Other accident only0	.0	.0	.0	.0	.0	.0	.0	.0	.0	.0	.0
15.6 Medicare Title XVIII exempt from state taxes or fees0	.0	.0	.0	.0	.0	.0	.0	.0	.0	.0	.0
15.7 All other accident and health (b)0	.0	.0	.0	.0	.0	.0	.0	.0	.0	.0	.0
15.8 Federal employees health benefits program premium (b)0	.0	.0	.0	.0	.0	.0	.0	.0	.0	.0	.0
16. Workers' compensation0	.0	.0	.0	.0	.0	.0	.0	.0	.0	.0	.0
17.1 Other Liability - occurrence	31,371	38,475	.0	10,757	.0	(164)	.0	.0	.0	.0	9,424	932
17.2 Other Liability - claims made0	.0	.0	.0	.0	.0	.0	.0	.0	.0	.0	.0
17.3 Excess workers' compensation0	.0	.0	.0	.0	.0	.0	.0	.0	.0	.0	.0
18. Products liability0	.0	.0	.0	.0	.0	.0	.0	.0	.0	.0	.0
19.1 Private passenger auto no-fault (personal injury protection)	8,315	8,940	.0	4,363	.0	(18,342)	.0	.0	(9)	.0	2,165	247
19.2 Other private passenger auto liability	61,442	57,966	.0	31,122	25,922	4,117	3,523	.0	(76)	.0	19,502	1,825
19.3 Commercial auto no-fault (personal injury protection)	683	683	.0	.0	.0	.0	.0	.0	.0	.0	228	20
19.4 Other commercial auto liability	20,724	20,724	.0	.0	.0	.0	.0	.0	.0	.0	8,163	616
21.1 Private passenger auto physical damage	203,548	237,318	.0	102,955	89,125	69,980	21,795	1,798	2,231	275	58,500	6,045
21.2 Commercial auto physical damage	86,370	86,370	.0	.0	89,539	77,203	2,544	.0	.0	.0	23,389	2,565
22. Aircraft (all perils)0	.0	.0	.0	.0	.0	.0	.0	.0	.0	.0	.0
23. Fidelity0	.0	.0	.0	.0	.0	.0	.0	.0	.0	.0	.0
24. Surety0	.0	.0	.0	.0	.0	.0	.0	.0	.0	.0	.0
26. Burglary and theft0	.0	.0	.0	.0	.0	.0	.0	.0	.0	.0	.0
27. Boiler and machinery0	.0	.0	.0	.0	.0	.0	.0	.0	.0	.0	.0
28. Credit0	.0	.0	.0	.0	.0	.0	.0	.0	.0	.0	.0
30. Warranty	852	4,381	.0	4,706	10,451	7,030	(2,881)	.0	(83)	(86)	293	25
34. Aggregate write-ins for other lines of business0	.0	.0	.0	.0	.0	.0	.0	.0	.0	.0	.0
35. TOTALS (a)	2,832,565	2,774,345	0	1,056,582	1,235,266	1,108,444	315,046	11,397	1,028	5,217	856,473	84,127
DETAILS OF WRITE-INS												
3401.												
3402.												
3403.												
3498. Summary of remaining write-ins for Line 34 from overflow page0	.0	.0	.0	.0	.0	.0	.0	.0	.0	.0	.0
3499. Totals (Lines 3401 thru 3403 plus 3498)(Line 34 above)0	.0	.0	.0	.0	.0	.0	.0	.0	.0	.0	.0

(a) Finance and service charges not included in Lines 1 to 35 \$ 14,468

(b) For health business on indicated lines report: Number of persons insured under PPO managed care products 0 and number of persons insured under indemnity only products 0

19 KS



ANNUAL STATEMENT FOR THE YEAR 2012 OF THE American Modern Home Insurance Co.

EXHIBIT OF PREMIUMS AND LOSSES (Statutory Page 14)

NAIC Group Code 0361

Direct Business in the state of Kentucky

During the Year 2012

NAIC Company Code 23469

Line of Business	Gross Premiums, Including Policy and Membership Fees, Less Return Premiums and Premiums on Policies not Taken		3 Dividends Paid or Credited to Policyholders on Direct Business	4 Direct Unearned Premium Reserves	5 Direct Losses Paid (deducting salvage)	6 Direct Losses Incurred	7 Direct Losses Unpaid	8 Direct Defense and Cost Containment Expense Paid	9 Direct Defense and Cost Containment Expense Incurred	10 Direct Defense and Cost Containment Expense Unpaid	11 Commissions and Brokerage Expenses	12 Taxes, Licenses and Fees
	1 Direct Premiums Written	2 Direct Premiums Earned										
1. Fire	1,700,851	1,807,392	.0	487,587	782,383	826,096	332,116	1,912	2,041	941	505,833	47,624
2.1 Allied lines	1,013,675	1,077,261	.0	327,255	1,323,476	1,498,312	240,468	3,658	7,441	3,796	287,073	28,383
2.2 Multiple peril crop	.0	.0	.0	.0	.0	.0	.0	.0	.0	.0	.0	.0
2.3 Federal flood	.0	.0	.0	.0	.0	.0	.0	.0	.0	.0	.0	.0
3. Farmowners multiple peril	.0	.0	.0	.0	.0	.0	.0	.0	.0	.0	.0	.0
4. Homeowners multiple peril	2,525,764	2,632,045	.0	1,320,379	2,151,522	2,136,853	531,041	11,081	6,941	2,907	871,092	70,721
5.1 Commercial multiple peril (non-liability portion)	568,565	354,055	.0	332,166	358,557	547,425	223,943	334	3,438	3,103	172,730	15,920
5.2 Commercial multiple peril (liability portion)	56,658	43,530	.0	27,296	.0	.0	.0	.0	.0	.0	14,425	1,586
6. Mortgage guaranty	.0	.0	.0	.0	.0	.0	.0	.0	.0	.0	.0	.0
8. Ocean marine	479,397	440,635	.0	234,952	270,133	272,329	22,004	.0	.0	.0	131,163	13,423
9. Inland marine	1,124,958	1,056,631	.0	425,697	303,550	404,900	173,682	9,185	12,689	3,940	434,684	31,499
10. Financial guaranty	.0	.0	.0	.0	.0	.0	.0	.0	.0	.0	.0	.0
11. Medical professional liability	.0	.0	.0	.0	.0	.0	.0	.0	.0	.0	.0	.0
12. Earthquake	.0	.0	.0	.0	.0	.0	.0	.0	.0	.0	.0	.0
13. Group accident and health (b)	.0	.0	.0	.0	.0	.0	.0	.0	.0	.0	.0	.0
14. Credit accident and health (group and individual)	.0	.0	.0	.0	.0	.0	.0	.0	.0	.0	.0	.0
15.1 Collectively renewable accident and health (b)	.0	.0	.0	.0	.0	.0	.0	.0	.0	.0	.0	.0
15.2 Non-cancelable accident and health(b)	.0	.0	.0	.0	.0	.0	.0	.0	.0	.0	.0	.0
15.3 Guaranteed renewable accident and health(b)	.0	.0	.0	.0	.0	.0	.0	.0	.0	.0	.0	.0
15.4 Non-renewable for stated reasons only (b)	.0	.0	.0	.0	.0	.0	.0	.0	.0	.0	.0	.0
15.5 Other accident only	.0	.0	.0	.0	.0	.0	.0	.0	.0	.0	.0	.0
15.6 Medicare Title XVIII exempt from state taxes or fees	.0	.0	.0	.0	.0	.0	.0	.0	.0	.0	.0	.0
15.7 All other accident and health (b)	.0	.0	.0	.0	.0	.0	.0	.0	.0	.0	.0	.0
15.8 Federal employees health benefits program premium (b)	.0	.0	.0	.0	.0	.0	.0	.0	.0	.0	.0	.0
16. Workers' compensation	.0	.0	.0	.0	.0	.0	.0	.0	.0	.0	.0	.0
17.1 Other Liability - occurrence	221,441	266,171	.0	84,764	89,929	(95,449)	68,556	.0	(24,747)	3	65,414	6,200
17.2 Other Liability - claims made	.0	.0	.0	.0	.0	.0	.0	.0	.0	.0	.0	.0
17.3 Excess workers' compensation	.0	.0	.0	.0	.0	.0	.0	.0	.0	.0	.0	.0
18. Products liability	.0	.0	.0	.0	.0	.0	.0	.0	.0	.0	.0	.0
19.1 Private passenger auto no-fault (personal injury protection)	24,255	25,103	.0	11,207	.0	.0	20,000	446	619	237	6,711	679
19.2 Other private passenger auto liability	237,239	241,643	.0	111,703	45,935	37,651	375,081	2,959	14,472	30,479	64,505	6,643
19.3 Commercial auto no-fault (personal injury protection)	743	743	.0	.0	.0	.0	.0	.0	.0	.0	289	21
19.4 Other commercial auto liability	7,060	7,060	.0	.0	5,428	5,070	670	.0	.0	.0	2,583	198
21.1 Private passenger auto physical damage	449,629	443,960	.0	217,044	109,959	93,084	16,387	67	130	36	135,698	12,590
21.2 Commercial auto physical damage	36,640	36,640	.0	.0	16,578	17,049	471	.0	.0	.0	12,212	1,026
22. Aircraft (all perils)	.0	.0	.0	.0	.0	.0	.0	.0	.0	.0	.0	.0
23. Fidelity	.0	.0	.0	.0	.0	.0	.0	.0	.0	.0	.0	.0
24. Surety	.0	.0	.0	.0	.0	.0	.0	.0	.0	.0	.0	.0
26. Burglary and theft	.0	.0	.0	.0	.0	.0	.0	.0	.0	.0	.0	.0
27. Boiler and machinery	.0	.0	.0	.0	.0	.0	.0	.0	.0	.0	.0	.0
28. Credit	.0	.0	.0	.0	.0	.0	.0	.0	.0	.0	.0	.0
30. Warranty	.0	.0	.0	.0	.0	.0	.0	.0	.0	.0	.0	.0
34. Aggregate write-ins for other lines of business	.0	.0	.0	.0	.0	.0	.0	.0	.0	.0	.0	.0
35. TOTALS (a)	8,446,876	8,432,870	0	3,580,049	5,457,450	5,743,320	2,004,419	29,642	23,024	45,442	2,704,413	236,513
DETAILS OF WRITE-INS												
3401.												
3402.												
3403.												
3498. Summary of remaining write-ins for Line 34 from overflow page	.0	.0	.0	.0	.0	.0	.0	.0	.0	.0	.0	.0
3499. Totals (Lines 3401 thru 3403 plus 3498)(Line 34 above)	.0	.0	.0	.0	.0	.0	.0	.0	.0	.0	.0	.0

(a) Finance and service charges not included in Lines 1 to 35 \$ 95,284

(b) For health business on indicated lines report: Number of persons insured under PPO managed care products 0 and number of persons insured under indemnity only products 0

19 KY



ANNUAL STATEMENT FOR THE YEAR 2012 OF THE American Modern Home Insurance Co.

EXHIBIT OF PREMIUMS AND LOSSES (Statutory Page 14)

NAIC Group Code 0361

Direct Business in the state of Louisiana

During the Year 2012

NAIC Company Code 23469

Line of Business	Gross Premiums, Including Policy and Membership Fees, Less Return Premiums and Premiums on Policies not Taken		3 Dividends Paid or Credited to Policyholders on Direct Business	4 Direct Unearned Premium Reserves	5 Direct Losses Paid (deducting salvage)	6 Direct Losses Incurred	7 Direct Losses Unpaid	8 Direct Defense and Cost Containment Expense Paid	9 Direct Defense and Cost Containment Expense Incurred	10 Direct Defense and Cost Containment Expense Unpaid	11 Commissions and Brokerage Expenses	12 Taxes, Licenses and Fees
	1 Direct Premiums Written	2 Direct Premiums Earned										
1. Fire	4,071,176	4,046,809	.0	1,919,524	1,109,050	1,278,199	397,092	8,388	11,893	3,865	1,124,866	246,306
2.1 Allied lines	2,710,727	2,685,937	.0	1,267,332	2,179,976	2,411,611	560,743	23,716	36,714	24,610	977,759	163,999
2.2 Multiple peril crop0	.0	.0	.0	.0	.0	.0	.0	.0	.0	.0	.0
2.3 Federal flood0	.0	.0	.0	.0	.0	.0	.0	.0	.0	.0	.0
3. Farmowners multiple peril0	.0	.0	.0	.0	.0	.0	.0	.0	.0	.0	.0
4. Homeowners multiple peril	573,070	435,531	.0	344,625	121,233	66,949	32,021	2,397	2,965	689	207,853	34,671
5.1 Commercial multiple peril (non-liability portion)0	.0	.0	.0	.0	.0	.0	.0	.0	.0	.0	.0
5.2 Commercial multiple peril (liability portion)0	.0	.0	.0	.0	.0	.0	.0	.0	.0	.0	.0
6. Mortgage guaranty0	.0	.0	.0	.0	.0	.0	.0	.0	.0	.0	.0
8. Ocean marine	476	6,039	.0	20	.0	.0	.0	.0	.0	.0	173	29
9. Inland marine	358,574	344,437	.0	54,560	308,994	418,227	155,003	900	1,143	396	130,055	21,694
10. Financial guaranty0	.0	.0	.0	.0	.0	.0	.0	.0	.0	.0	.0
11. Medical professional liability0	.0	.0	.0	.0	.0	.0	.0	.0	.0	.0	.0
12. Earthquake0	.0	.0	.0	.0	.0	.0	.0	.0	.0	.0	.0
13. Group accident and health (b)0	.0	.0	.0	.0	.0	.0	.0	.0	.0	.0	.0
14. Credit accident and health (group and individual)0	.0	.0	.0	.0	.0	.0	.0	.0	.0	.0	.0
15.1 Collectively renewable accident and health (b)0	.0	.0	.0	.0	.0	.0	.0	.0	.0	.0	.0
15.2 Non-cancelable accident and health(b)0	.0	.0	.0	.0	.0	.0	.0	.0	.0	.0	.0
15.3 Guaranteed renewable accident and health(b)0	.0	.0	.0	.0	.0	.0	.0	.0	.0	.0	.0
15.4 Non-renewable for stated reasons only (b)0	.0	.0	.0	.0	.0	.0	.0	.0	.0	.0	.0
15.5 Other accident only0	.0	.0	.0	.0	.0	.0	.0	.0	.0	.0	.0
15.6 Medicare Title XVIII exempt from state taxes or fees0	.0	.0	.0	.0	.0	.0	.0	.0	.0	.0	.0
15.7 All other accident and health (b)0	.0	.0	.0	.0	.0	.0	.0	.0	.0	.0	.0
15.8 Federal employees health benefits program premium (b)0	.0	.0	.0	.0	.0	.0	.0	.0	.0	.0	.0
16. Workers' compensation0	.0	.0	.0	.0	.0	.0	.0	.0	.0	.0	.0
17.1 Other Liability - occurrence	429,049	442,771	.0	203,494	22,666	(26,274)	154,550	8,251	(36,707)	23,902	171,362	25,957
17.2 Other Liability - claims made0	.0	.0	.0	.0	.0	.0	.0	.0	.0	.0	.0
17.3 Excess workers' compensation0	.0	.0	.0	.0	.0	.0	.0	.0	.0	.0	.0
18. Products liability0	.0	.0	.0	.0	.0	.0	.0	.0	.0	.0	.0
19.1 Private passenger auto no-fault (personal injury protection)0	.0	.0	.0	.0	.0	.0	.0	.0	.0	.0	.0
19.2 Other private passenger auto liability0	.0	.0	.0	.0	.0	.0	.0	.0	.0	.0	.0
19.3 Commercial auto no-fault (personal injury protection)0	.0	.0	.0	.0	.0	.0	.0	.0	.0	.0	.0
19.4 Other commercial auto liability0	.0	.0	.0	.0	.0	.0	.0	.0	.0	.0	.0
21.1 Private passenger auto physical damage0	.0	.0	.0	.0	(845)	4,106	.0	(4)	18	.0	.0
21.2 Commercial auto physical damage0	.0	.0	.0	.0	.0	.0	.0	.0	.0	.0	.0
22. Aircraft (all perils)0	.0	.0	.0	.0	.0	.0	.0	.0	.0	.0	.0
23. Fidelity0	.0	.0	.0	.0	.0	.0	.0	.0	.0	.0	.0
24. Surety0	.0	.0	.0	.0	.0	.0	.0	.0	.0	.0	.0
26. Burglary and theft0	.0	.0	.0	.0	.0	.0	.0	.0	.0	.0	.0
27. Boiler and machinery0	.0	.0	.0	.0	.0	.0	.0	.0	.0	.0	.0
28. Credit0	.0	.0	.0	.0	.0	.0	.0	.0	.0	.0	.0
30. Warranty0	.0	.0	.0	.0	.0	.0	.0	.0	.0	.0	.0
34. Aggregate write-ins for other lines of business0	.0	.0	.0	.0	.0	.0	.0	.0	.0	.0	.0
35. TOTALS (a)	8,143,074	7,961,523	0	3,789,556	3,741,919	4,147,868	1,303,514	43,651	16,003	53,481	2,612,068	492,656
DETAILS OF WRITE-INS												
3401.												
3402.												
3403.												
3498. Summary of remaining write-ins for Line 34 from overflow page0	.0	.0	.0	.0	.0	.0	.0	.0	.0	.0	.0
3499. Totals (Lines 3401 thru 3403 plus 3498)(Line 34 above)0	.0	.0	.0	.0	.0	.0	.0	.0	.0	.0	.0

(a) Finance and service charges not included in Lines 1 to 35 \$ 90,782

(b) For health business on indicated lines report: Number of persons insured under PPO managed care products 0 and number of persons insured under indemnity only products 0

19.LA



ANNUAL STATEMENT FOR THE YEAR 2012 OF THE American Modern Home Insurance Co.

EXHIBIT OF PREMIUMS AND LOSSES (Statutory Page 14)

NAIC Group Code 0361

Direct Business in the state of Maine

During the Year 2012

NAIC Company Code 23469

Line of Business	Gross Premiums, Including Policy and Membership Fees, Less Return Premiums and Premiums on Policies not Taken		3 Dividends Paid or Credited to Policyholders on Direct Business	4 Direct Unearned Premium Reserves	5 Direct Losses Paid (deducting salvage)	6 Direct Losses Incurred	7 Direct Losses Unpaid	8 Direct Defense and Cost Containment Expense Paid	9 Direct Defense and Cost Containment Expense Incurred	10 Direct Defense and Cost Containment Expense Unpaid	11 Commissions and Brokerage Expenses	12 Taxes, Licenses and Fees
	1 Direct Premiums Written	2 Direct Premiums Earned										
1. Fire	1,163,046	1,124,382	.0	386,832	128,033	97,884	24,703	4,888	7,118	2,231	423,930	48,732
2.1 Allied lines	669,464	637,730	.0	184,718	126,108	132,217	29,242	.0	139	139	237,727	28,051
2.2 Multiple peril crop	.0	.0	.0	.0	.0	.0	.0	.0	.0	.0	.0	.0
2.3 Federal flood	.0	.0	.0	.0	.0	.0	.0	.0	.0	.0	.0	.0
3. Farmowners multiple peril	.0	.0	.0	.0	.0	.0	.0	.0	.0	.0	.0	.0
4. Homeowners multiple peril	2,025,832	2,342,570	.0	1,039,475	790,688	692,632	273,902	24,031	(8,786)	5,482	628,210	84,882
5.1 Commercial multiple peril (non-liability portion)	22,225	22,216	.0	12,195	.0	.0	.0	.0	.0	.0	7,012	931
5.2 Commercial multiple peril (liability portion)	.0	.0	.0	.0	.0	.0	.0	.0	.0	.0	.0	.0
6. Mortgage guaranty	.0	.0	.0	.0	.0	.0	.0	.0	.0	.0	.0	.0
8. Ocean marine	.0	.0	.0	.0	.0	.0	.0	.0	.0	.0	.0	.0
9. Inland marine	378,097	365,792	.0	45,614	91,056	105,340	37,938	5,161	7,266	2,155	142,089	15,842
10. Financial guaranty	.0	.0	.0	.0	.0	.0	.0	.0	.0	.0	.0	.0
11. Medical professional liability	.0	.0	.0	.0	.0	.0	.0	.0	.0	.0	.0	.0
12. Earthquake	.0	.0	.0	.0	.0	.0	.0	.0	.0	.0	.0	.0
13. Group accident and health (b)	.0	.0	.0	.0	.0	.0	.0	.0	.0	.0	.0	.0
14. Credit accident and health (group and individual)	.0	.0	.0	.0	.0	.0	.0	.0	.0	.0	.0	.0
15.1 Collectively renewable accident and health (b)	.0	.0	.0	.0	.0	.0	.0	.0	.0	.0	.0	.0
15.2 Non-cancelable accident and health(b)	.0	.0	.0	.0	.0	.0	.0	.0	.0	.0	.0	.0
15.3 Guaranteed renewable accident and health(b)	.0	.0	.0	.0	.0	.0	.0	.0	.0	.0	.0	.0
15.4 Non-renewable for stated reasons only (b)	.0	.0	.0	.0	.0	.0	.0	.0	.0	.0	.0	.0
15.5 Other accident only	.0	.0	.0	.0	.0	.0	.0	.0	.0	.0	.0	.0
15.6 Medicare Title XVIII exempt from state taxes or fees	.0	.0	.0	.0	.0	.0	.0	.0	.0	.0	.0	.0
15.7 All other accident and health (b)	.0	.0	.0	.0	.0	.0	.0	.0	.0	.0	.0	.0
15.8 Federal employees health benefits program premium (b)	.0	.0	.0	.0	.0	.0	.0	.0	.0	.0	.0	.0
16. Workers' compensation	.0	.0	.0	.0	.0	.0	.0	.0	.0	.0	.0	.0
17.1 Other Liability - occurrence	159,467	164,782	.0	77,327	51,000	141,226	193,563	15,443	(139)	7,443	47,681	6,682
17.2 Other Liability - claims made	.0	.0	.0	.0	.0	.0	.0	.0	.0	.0	.0	.0
17.3 Excess workers' compensation	.0	.0	.0	.0	.0	.0	.0	.0	.0	.0	.0	.0
18. Products liability	.0	.0	.0	.0	.0	.0	.0	.0	.0	.0	.0	.0
19.1 Private passenger auto no-fault (personal injury protection)	.0	.0	.0	.0	.0	.0	.0	.0	.0	.0	.0	.0
19.2 Other private passenger auto liability	79,026	80,452	.0	36,247	5,081	5,642	687	.0	.0	.0	22,688	3,311
19.3 Commercial auto no-fault (personal injury protection)	.0	.0	.0	.0	.0	.0	.0	.0	.0	.0	.0	.0
19.4 Other commercial auto liability	23,901	23,901	.0	.0	553	622	68	.0	.0	.0	7,983	1,001
21.1 Private passenger auto physical damage	178,006	208,981	.0	80,298	90,828	84,273	10,396	20	28	3	52,262	7,458
21.2 Commercial auto physical damage	24,520	24,520	.0	.0	3,854	1,397	109	.0	.0	.0	7,773	1,027
22. Aircraft (all perils)	.0	.0	.0	.0	.0	.0	.0	.0	.0	.0	.0	.0
23. Fidelity	.0	.0	.0	.0	.0	.0	.0	.0	.0	.0	.0	.0
24. Surety	.0	.0	.0	.0	.0	.0	.0	.0	.0	.0	.0	.0
26. Burglary and theft	.0	.0	.0	.0	.0	.0	.0	.0	.0	.0	.0	.0
27. Boiler and machinery	.0	.0	.0	.0	.0	.0	.0	.0	.0	.0	.0	.0
28. Credit	.0	.0	.0	.0	.0	.0	.0	.0	.0	.0	.0	.0
30. Warranty	.0	56	.0	166	.0	.0	.0	.0	.0	.0	.0	.0
34. Aggregate write-ins for other lines of business	.0	.0	.0	.0	.0	.0	.0	.0	.0	.0	.0	.0
35. TOTALS (a)	4,723,582	4,995,384	0	1,862,871	1,287,201	1,261,232	570,607	49,543	5,627	17,451	1,577,355	197,918
DETAILS OF WRITE-INS												
3401.												
3402.												
3403.												
3498. Summary of remaining write-ins for Line 34 from overflow page	.0	.0	.0	.0	.0	.0	.0	.0	.0	.0	.0	.0
3499. Totals (Lines 3401 thru 3403 plus 3498)(Line 34 above)	.0	.0	.0	.0	.0	.0	.0	.0	.0	.0	.0	.0

(a) Finance and service charges not included in Lines 1 to 35 \$ 96,781

(b) For health business on indicated lines report: Number of persons insured under PPO managed care products 0 and number of persons insured under indemnity only products 0

19 ME



ANNUAL STATEMENT FOR THE YEAR 2012 OF THE American Modern Home Insurance Co.

EXHIBIT OF PREMIUMS AND LOSSES (Statutory Page 14)

NAIC Group Code 0361

Direct Business in the state of Maryland

During the Year 2012

NAIC Company Code 23469

Line of Business	Gross Premiums, Including Policy and Membership Fees, Less Return Premiums and Premiums on Policies not Taken		3 Dividends Paid or Credited to Policyholders on Direct Business	4 Direct Unearned Premium Reserves	5 Direct Losses Paid (deducting salvage)	6 Direct Losses Incurred	7 Direct Losses Unpaid	8 Direct Defense and Cost Containment Expense Paid	9 Direct Defense and Cost Containment Expense Incurred	10 Direct Defense and Cost Containment Expense Unpaid	11 Commissions and Brokerage Expenses	12 Taxes, Licenses and Fees
	1 Direct Premiums Written	2 Direct Premiums Earned										
1. Fire	778,089	679,998	.0	266,850	131,285	16,930	31,819	.0	.78	.81	248,677	37,037
2.1 Allied lines	581,123	489,738	.0	209,351	118,042	85,781	35,086	.0	(7)	1	183,054	27,661
2.2 Multiple peril crop0	.0	.0	.0	.0	.0	.0	.0	.0	.0	.0	.0
2.3 Federal flood0	.0	.0	.0	.0	.0	.0	.0	.0	.0	.0	.0
3. Farmowners multiple peril0	.0	.0	.0	.0	.0	.0	.0	.0	.0	.0	.0
4. Homeowners multiple peril	3,129,158	2,916,259	.0	1,716,137	1,483,883	1,417,490	490,965	12,919	(3,928)	3,584	1,161,543	148,948
5.1 Commercial multiple peril (non-liability portion)0	.0	.0	.0	.0	.0	.0	.0	.0	.0	.0	.0
5.2 Commercial multiple peril (liability portion)0	.0	.0	.0	.0	.0	.0	.0	.0	.0	.0	.0
6. Mortgage guaranty0	.0	.0	.0	.0	.0	.0	.0	.0	.0	.0	.0
8. Ocean marine	248,668	225,153	.0	120,970	322,611	311,346	8,495	623	625	2	67,091	11,837
9. Inland marine	1,365,014	1,108,564	.0	705,434	150,865	199,678	65,983	4,225	5,986	1,761	371,011	64,975
10. Financial guaranty0	.0	.0	.0	.0	.0	.0	.0	.0	.0	.0	.0
11. Medical professional liability0	.0	.0	.0	.0	.0	.0	.0	.0	.0	.0	.0
12. Earthquake0	.0	.0	.0	.0	.0	.0	.0	.0	.0	.0	.0
13. Group accident and health (b)0	.0	.0	.0	.0	.0	.0	.0	.0	.0	.0	.0
14. Credit accident and health (group and individual)0	.0	.0	.0	.0	.0	.0	.0	.0	.0	.0	.0
15.1 Collectively renewable accident and health (b)0	.0	.0	.0	.0	.0	.0	.0	.0	.0	.0	.0
15.2 Non-cancelable accident and health(b)0	.0	.0	.0	.0	.0	.0	.0	.0	.0	.0	.0
15.3 Guaranteed renewable accident and health(b)0	.0	.0	.0	.0	.0	.0	.0	.0	.0	.0	.0
15.4 Non-renewable for stated reasons only (b)0	.0	.0	.0	.0	.0	.0	.0	.0	.0	.0	.0
15.5 Other accident only0	.0	.0	.0	.0	.0	.0	.0	.0	.0	.0	.0
15.6 Medicare Title XVIII exempt from state taxes or fees0	.0	.0	.0	.0	.0	.0	.0	.0	.0	.0	.0
15.7 All other accident and health (b)0	.0	.0	.0	.0	.0	.0	.0	.0	.0	.0	.0
15.8 Federal employees health benefits program premium (b)0	.0	.0	.0	.0	.0	.0	.0	.0	.0	.0	.0
16. Workers' compensation0	.0	.0	.0	.0	.0	.0	.0	.0	.0	.0	.0
17.1 Other Liability - occurrence	106,987	144,235	.0	39,731	21,330	(78,402)	18,467	14,749	(23,227)	2,130	36,857	5,093
17.2 Other Liability - claims made0	.0	.0	.0	.0	.0	.0	.0	.0	.0	.0	.0
17.3 Excess workers' compensation0	.0	.0	.0	.0	.0	.0	.0	.0	.0	.0	.0
18. Products liability0	.0	.0	.0	.0	.0	.0	.0	.0	.0	.0	.0
19.1 Private passenger auto no-fault (personal injury protection)	20,250	22,734	.0	9,860	.0	(22,018)	.0	.0	(176)	.0	7,505	964
19.2 Other private passenger auto liability	139,664	136,401	.0	65,524	117,526	14,148	15,881	409	24,100	24,314	36,452	6,648
19.3 Commercial auto no-fault (personal injury protection)	971	971	.0	.0	.0	.0	.0	.0	.0	.0	324	46
19.4 Other commercial auto liability	9,542	9,542	.0	.0	1,813	2,036	224	.0	.0	.0	3,187	454
21.1 Private passenger auto physical damage	668,711	790,931	.0	313,910	396,381	424,252	63,170	160	192	24	183,427	31,831
21.2 Commercial auto physical damage	20,950	20,950	.0	.0	2,647	2,571	75	.0	.0	.0	6,997	997
22. Aircraft (all perils)0	.0	.0	.0	.0	.0	.0	.0	.0	.0	.0	.0
23. Fidelity0	.0	.0	.0	.0	.0	.0	.0	.0	.0	.0	.0
24. Surety0	.0	.0	.0	.0	.0	.0	.0	.0	.0	.0	.0
26. Burglary and theft0	.0	.0	.0	.0	.0	.0	.0	.0	.0	.0	.0
27. Boiler and machinery0	.0	.0	.0	.0	.0	.0	.0	.0	.0	.0	.0
28. Credit0	.0	.0	.0	.0	.0	.0	.0	.0	.0	.0	.0
30. Warranty0	430	.0	515	1,070	775	(295)	.0	(9)	(9)	.0	.0
34. Aggregate write-ins for other lines of business0	.0	.0	.0	.0	.0	.0	.0	.0	.0	.0	.0
35. TOTALS (a)	7,069,127	6,545,905	0	3,448,280	2,747,452	2,374,588	729,870	33,084	3,635	31,887	2,306,126	336,490
DETAILS OF WRITE-INS												
3401.												
3402.												
3403.												
3498. Summary of remaining write-ins for Line 34 from overflow page0	.0	.0	.0	.0	.0	.0	.0	.0	.0	.0	.0
3499. Totals (Lines 3401 thru 3403 plus 3498)(Line 34 above)0	.0	.0	.0	.0	.0	.0	.0	.0	.0	.0	.0

(a) Finance and service charges not included in Lines 1 to 35 \$ 25,854

(b) For health business on indicated lines report: Number of persons insured under PPO managed care products 0 and number of persons insured under indemnity only products 0

19 MD



ANNUAL STATEMENT FOR THE YEAR 2012 OF THE American Modern Home Insurance Co.

EXHIBIT OF PREMIUMS AND LOSSES (Statutory Page 14)

NAIC Group Code 0361

Direct Business in the state of Massachusetts

During the Year 2012

NAIC Company Code 23469

Line of Business	Gross Premiums, Including Policy and Membership Fees, Less Return Premiums and Premiums on Policies not Taken		3 Dividends Paid or Credited to Policyholders on Direct Business	4 Direct Unearned Premium Reserves	5 Direct Losses Paid (deducting salvage)	6 Direct Losses Incurred	7 Direct Losses Unpaid	8 Direct Defense and Cost Containment Expense Paid	9 Direct Defense and Cost Containment Expense Incurred	10 Direct Defense and Cost Containment Expense Unpaid	11 Commissions and Brokerage Expenses	12 Taxes, Licenses and Fees
	1 Direct Premiums Written	2 Direct Premiums Earned										
1. Fire	3,274,456	3,177,032	.0	1,035,247	728,111	812,163	264,467	.0	(149)	342	976,770	92,340
2.1 Allied lines	2,201,628	1,962,693	.0	720,569	636,013	514,930	148,985	3,871	8,739	4,872	708,484	62,086
2.2 Multiple peril crop0	.0	.0	.0	.0	.0	.0	.0	.0	.0	.0	.0
2.3 Federal flood0	.0	.0	.0	.0	.0	.0	.0	.0	.0	.0	.0
3. Farmowners multiple peril0	.0	.0	.0	.0	.0	.0	.0	.0	.0	.0	.0
4. Homeowners multiple peril	1,122,810	1,183,941	.0	585,086	379,443	376,875	215,567	23	(5,933)	326	380,296	31,663
5.1 Commercial multiple peril (non-liability portion)0	.0	.0	.0	.0	.0	.0	.0	.0	.0	.0	.0
5.2 Commercial multiple peril (liability portion)0	.0	.0	.0	.0	.0	.0	.0	.0	.0	.0	.0
6. Mortgage guaranty0	.0	.0	.0	.0	.0	.0	.0	.0	.0	.0	.0
8. Ocean marine0	.0	.0	.0	.0	.0	.0	.0	.0	.0	.0	.0
9. Inland marine	3,095,586	2,867,117	.0	767,684	1,261,374	1,589,488	605,127	45,663	63,528	19,057	1,028,044	87,296
10. Financial guaranty0	.0	.0	.0	.0	.0	.0	.0	.0	.0	.0	.0
11. Medical professional liability0	.0	.0	.0	.0	.0	.0	.0	.0	.0	.0	.0
12. Earthquake0	.0	.0	.0	.0	.0	.0	.0	.0	.0	.0	.0
13. Group accident and health (b)0	.0	.0	.0	.0	.0	.0	.0	.0	.0	.0	.0
14. Credit accident and health (group and individual)0	.0	.0	.0	.0	.0	.0	.0	.0	.0	.0	.0
15.1 Collectively renewable accident and health (b)0	.0	.0	.0	.0	.0	.0	.0	.0	.0	.0	.0
15.2 Non-cancelable accident and health(b)0	.0	.0	.0	.0	.0	.0	.0	.0	.0	.0	.0
15.3 Guaranteed renewable accident and health(b)0	.0	.0	.0	.0	.0	.0	.0	.0	.0	.0	.0
15.4 Non-renewable for stated reasons only (b)0	.0	.0	.0	.0	.0	.0	.0	.0	.0	.0	.0
15.5 Other accident only0	.0	.0	.0	.0	.0	.0	.0	.0	.0	.0	.0
15.6 Medicare Title XVIII exempt from state taxes or fees0	.0	.0	.0	.0	.0	.0	.0	.0	.0	.0	.0
15.7 All other accident and health (b)	23,764	20,806	.0	2,958	135	269	135	.0	.0	.0	7,921	670
15.8 Federal employees health benefits program premium (b)0	.0	.0	.0	.0	.0	.0	.0	.0	.0	.0	.0
16. Workers' compensation0	.0	.0	.0	.0	.0	.0	.0	.0	.0	.0	.0
17.1 Other Liability - occurrence	674,406	695,471	.0	307,655	246,701	113,652	436,948	49,621	10,111	22,653	215,742	19,018
17.2 Other Liability - claims made0	.0	.0	.0	.0	.0	.0	.0	.0	.0	.0	.0
17.3 Excess workers' compensation0	.0	.0	.0	.0	.0	.0	.0	.0	.0	.0	.0
18. Products liability0	.0	.0	.0	.0	.0	.0	.0	.0	.0	.0	.0
19.1 Private passenger auto no-fault (personal injury protection)0	.0	.0	.0	.0	.0	.0	.0	.0	.0	.0	.0
19.2 Other private passenger auto liability0	.0	.0	.0	.0	.0	.0	.0	.0	.0	.0	.0
19.3 Commercial auto no-fault (personal injury protection)0	.0	.0	.0	.0	.0	.0	.0	.0	.0	.0	.0
19.4 Other commercial auto liability0	.0	.0	.0	.0	.0	.0	.0	.0	.0	.0	.0
21.1 Private passenger auto physical damage0	.0	.0	.0	.0	.0	.0	.0	.0	.0	.0	.0
21.2 Commercial auto physical damage0	.0	.0	.0	.0	.0	.0	.0	.0	.0	.0	.0
22. Aircraft (all perils)0	.0	.0	.0	.0	.0	.0	.0	.0	.0	.0	.0
23. Fidelity0	.0	.0	.0	.0	.0	.0	.0	.0	.0	.0	.0
24. Surety0	.0	.0	.0	.0	.0	.0	.0	.0	.0	.0	.0
26. Burglary and theft0	.0	.0	.0	.0	.0	.0	.0	.0	.0	.0	.0
27. Boiler and machinery0	.0	.0	.0	.0	.0	.0	.0	.0	.0	.0	.0
28. Credit0	.0	.0	.0	.0	.0	.0	.0	.0	.0	.0	.0
30. Warranty0	.0	.0	.0	.0	.0	.0	.0	.0	.0	.0	.0
34. Aggregate write-ins for other lines of business0	.0	.0	.0	.0	.0	.0	.0	.0	.0	.0	.0
35. TOTALS (a)	10,392,651	9,907,061	0	3,419,199	3,251,777	3,407,377	1,671,228	99,178	76,295	47,251	3,317,257	293,073
DETAILS OF WRITE-INS												
3401.												
3402.												
3403.												
3498. Summary of remaining write-ins for Line 34 from overflow page0	.0	.0	.0	.0	.0	.0	.0	.0	.0	.0	.0
3499. Totals (Lines 3401 thru 3403 plus 3498)(Line 34 above)0	.0	.0	.0	.0	.0	.0	.0	.0	.0	.0	.0

(a) Finance and service charges not included in Lines 1 to 35 \$ 69,270

(b) For health business on indicated lines report: Number of persons insured under PPO managed care products 0 and number of persons insured under indemnity only products 0

19 MA



ANNUAL STATEMENT FOR THE YEAR 2012 OF THE American Modern Home Insurance Co.

EXHIBIT OF PREMIUMS AND LOSSES (Statutory Page 14)

NAIC Group Code 0361

Direct Business in the state of Michigan

During the Year 2012

NAIC Company Code 23469

Line of Business	Gross Premiums, Including Policy and Membership Fees, Less Return Premiums and Premiums on Policies not Taken		3 Dividends Paid or Credited to Policyholders on Direct Business	4 Direct Unearned Premium Reserves	5 Direct Losses Paid (deducting salvage)	6 Direct Losses Incurred	7 Direct Losses Unpaid	8 Direct Defense and Cost Containment Expense Paid	9 Direct Defense and Cost Containment Expense Incurred	10 Direct Defense and Cost Containment Expense Unpaid	11 Commissions and Brokerage Expenses	12 Taxes, Licenses and Fees
	1 Direct Premiums Written	2 Direct Premiums Earned										
1. Fire	2,935,646	3,127,070	.0	724,827	933,462	667,744	281,944	830	(208)	605	899,775	72,804
2.1 Allied lines	1,793,168	1,943,013	.0	435,072	1,329,759	669,040	346,776	6,025	12,538	6,556	574,531	44,471
2.2 Multiple peril crop0	.0	.0	.0	.0	.0	.0	.0	.0	.0	.0	.0
2.3 Federal flood0	.0	.0	.0	.0	.0	.0	.0	.0	.0	.0	.0
3. Farmowners multiple peril0	.0	.0	.0	.0	.0	.0	.0	.0	.0	.0	.0
4. Homeowners multiple peril	3,723,980	3,864,535	.0	1,909,435	1,894,379	1,706,461	666,304	19,942	(79,936)	8,653	943,656	92,355
5.1 Commercial multiple peril (non-liability portion)	480,733	218,158	.0	262,575	165,539	187,442	21,902	.0	.0	.0	82,638	11,922
5.2 Commercial multiple peril (liability portion)	143,702	62,155	.0	81,547	.0	35,000	35,000	.0	100	100	24,774	3,564
6. Mortgage guaranty0	.0	.0	.0	.0	.0	.0	.0	.0	.0	.0	.0
8. Ocean marine (543)	(543)	10,838	.0	.0	.0	.0	.0	.0	.0	.0	(83)	.0
9. Inland marine	2,382,108	2,034,363	.0	837,156	715,377	931,575	293,568	11,431	16,103	4,835	906,868	59,076
10. Financial guaranty0	.0	.0	.0	.0	.0	.0	.0	.0	.0	.0	.0
11. Medical professional liability0	.0	.0	.0	.0	.0	.0	.0	.0	.0	.0	.0
12. Earthquake	823	615	.0	345	.0	.0	.0	.0	.0	.0	274	20
13. Group accident and health (b)0	.0	.0	.0	.0	.0	.0	.0	.0	.0	.0	.0
14. Credit accident and health (group and individual)0	.0	.0	.0	.0	.0	.0	.0	.0	.0	.0	.0
15.1 Collectively renewable accident and health (b)0	.0	.0	.0	.0	.0	.0	.0	.0	.0	.0	.0
15.2 Non-cancelable accident and health(b)0	.0	.0	.0	.0	.0	.0	.0	.0	.0	.0	.0
15.3 Guaranteed renewable accident and health(b)0	.0	.0	.0	.0	.0	.0	.0	.0	.0	.0	.0
15.4 Non-renewable for stated reasons only (b)0	.0	.0	.0	.0	.0	.0	.0	.0	.0	.0	.0
15.5 Other accident only0	.0	.0	.0	.0	.0	.0	.0	.0	.0	.0	.0
15.6 Medicare Title XVIII exempt from state taxes or fees0	.0	.0	.0	.0	.0	.0	.0	.0	.0	.0	.0
15.7 All other accident and health (b)0	.0	.0	.0	.0	.0	.0	.0	.0	.0	.0	.0
15.8 Federal employees health benefits program premium (b)0	.0	.0	.0	.0	.0	.0	.0	.0	.0	.0	.0
16. Workers' compensation0	.0	.0	.0	.0	.0	.0	.0	.0	.0	.0	.0
17.1 Other Liability - occurrence	196,756	351,994	.0	80,729	61,456	54,507	125,921	4,673	(14,735)	2,076	52,239	4,880
17.2 Other Liability - claims made0	.0	.0	.0	.0	.0	.0	.0	.0	.0	.0	.0
17.3 Excess workers' compensation0	.0	.0	.0	.0	.0	.0	.0	.0	.0	.0	.0
18. Products liability0	.0	.0	.0	.0	.0	.0	.0	.0	.0	.0	.0
19.1 Private passenger auto no-fault (personal injury protection)	590,319	559,523	.0	273,177	1,669	(21,401)	945	986	(701)	(657)	230,756	14,640
19.2 Other private passenger auto liability	289,074	275,670	.0	131,221	15,610	(75,171)	150,503	12,026	(24,371)	6,313	86,780	7,169
19.3 Commercial auto no-fault (personal injury protection)	7,513	7,513	.0	.0	.0	.0	.0	.0	.0	.0	2,509	186
19.4 Other commercial auto liability	74,285	74,285	.0	.0	9,911	(98,266)	1,224	.0	(27,338)	19	24,180	1,842
21.1 Private passenger auto physical damage	792,755	805,297	.0	361,701	225,335	266,644	80,713	1,139	1,540	153	253,999	19,660
21.2 Commercial auto physical damage	134,925	134,925	.0	.0	57,658	67,321	12,138	.0	.0	.0	39,034	3,346
22. Aircraft (all perils)0	.0	.0	.0	.0	.0	.0	.0	.0	.0	.0	.0
23. Fidelity0	.0	.0	.0	.0	.0	.0	.0	.0	.0	.0	.0
24. Surety	900	1,138	.0	271	.0	.0	.0	.0	.0	.0	278	22
26. Burglary and theft0	.0	.0	.0	.0	.0	.0	.0	.0	.0	.0	.0
27. Boiler and machinery0	.0	.0	.0	.0	.0	.0	.0	.0	.0	.0	.0
28. Credit0	.0	.0	.0	.0	.0	.0	.0	.0	.0	.0	.0
30. Warranty0	.0	.0	.0	.0	.0	.0	.0	.0	.0	.0	.0
34. Aggregate write-ins for other lines of business0	.0	.0	.0	.0	.0	.0	.0	.0	.0	.0	.0
35. TOTALS (a)	13,546,143	13,471,092	0	5,098,058	5,410,156	4,390,896	2,016,939	57,052	(117,009)	28,653	4,122,208	335,958
DETAILS OF WRITE-INS												
3401.												
3402.												
3403.												
3498. Summary of remaining write-ins for Line 34 from overflow page0	.0	.0	.0	.0	.0	.0	.0	.0	.0	.0	.0
3499. Totals (Lines 3401 thru 3403 plus 3498)(Line 34 above)0	.0	.0	.0	.0	.0	.0	.0	.0	.0	.0	.0

(a) Finance and service charges not included in Lines 1 to 35 \$ 160,402

(b) For health business on indicated lines report: Number of persons insured under PPO managed care products 0 and number of persons insured under indemnity only products 0

19.MI



ANNUAL STATEMENT FOR THE YEAR 2012 OF THE American Modern Home Insurance Co.

EXHIBIT OF PREMIUMS AND LOSSES (Statutory Page 14)

NAIC Group Code 0361

Direct Business in the state of Minnesota

During the Year 2012

NAIC Company Code 23469

Line of Business	Gross Premiums, Including Policy and Membership Fees, Less Return Premiums and Premiums on Policies not Taken		3 Dividends Paid or Credited to Policyholders on Direct Business	4 Direct Unearned Premium Reserves	5 Direct Losses Paid (deducting salvage)	6 Direct Losses Incurred	7 Direct Losses Unpaid	8 Direct Defense and Cost Containment Expense Paid	9 Direct Defense and Cost Containment Expense Incurred	10 Direct Defense and Cost Containment Expense Unpaid	11 Commissions and Brokerage Expenses	12 Taxes, Licenses and Fees
	1 Direct Premiums Written	2 Direct Premiums Earned										
1. Fire	1,406,078	1,489,075	.0	517,564	352,179	26,623	36,104	2,792	3,828	1,270	447,976	39,933
2.1 Allied lines	808,690	971,300	.0	343,104	323,313	241,756	75,475	832	1,501	864	274,308	22,967
2.2 Multiple peril crop	.0	.0	.0	.0	.0	.0	.0	.0	.0	.0	.0	.0
2.3 Federal flood	.0	.0	.0	.0	.0	.0	.0	.0	.0	.0	.0	.0
3. Farmowners multiple peril	.0	.0	.0	.0	.0	.0	.0	.0	.0	.0	.0	.0
4. Homeowners multiple peril	450,895	382,341	.0	249,937	123,453	132,921	23,518	18	(7)	33	127,874	12,805
5.1 Commercial multiple peril (non-liability portion)	457,096	200,622	.0	256,474	5,991	156,333	150,343	20	205	185	80,357	12,982
5.2 Commercial multiple peril (liability portion)	66,244	33,339	.0	32,905	.0	.0	.0	.0	.0	.0	11,526	1,881
6. Mortgage guaranty	.0	.0	.0	.0	.0	.0	.0	.0	.0	.0	.0	.0
8. Ocean marine	4,612	13,675	.0	.0	.0	.0	.0	.0	.0	.0	1,335	131
9. Inland marine	895,146	878,942	.0	284,586	358,510	438,392	156,407	8,811	12,114	3,679	342,483	25,422
10. Financial guaranty	.0	.0	.0	.0	.0	.0	.0	.0	.0	.0	.0	.0
11. Medical professional liability	.0	.0	.0	.0	.0	.0	.0	.0	.0	.0	.0	.0
12. Earthquake	.0	.0	.0	.0	.0	.0	.0	.0	.0	.0	.0	.0
13. Group accident and health (b)	.0	.0	.0	.0	.0	.0	.0	.0	.0	.0	.0	.0
14. Credit accident and health (group and individual)	.0	.0	.0	.0	.0	.0	.0	.0	.0	.0	.0	.0
15.1 Collectively renewable accident and health (b)	.0	.0	.0	.0	.0	.0	.0	.0	.0	.0	.0	.0
15.2 Non-cancelable accident and health(b)	.0	.0	.0	.0	.0	.0	.0	.0	.0	.0	.0	.0
15.3 Guaranteed renewable accident and health(b)	.0	.0	.0	.0	.0	.0	.0	.0	.0	.0	.0	.0
15.4 Non-renewable for stated reasons only (b)	.0	.0	.0	.0	.0	.0	.0	.0	.0	.0	.0	.0
15.5 Other accident only	.0	.0	.0	.0	.0	.0	.0	.0	.0	.0	.0	.0
15.6 Medicare Title XVIII exempt from state taxes or fees	.0	.0	.0	.0	.0	.0	.0	.0	.0	.0	.0	.0
15.7 All other accident and health (b)	.0	.0	.0	.0	.0	.0	.0	.0	.0	.0	.0	.0
15.8 Federal employees health benefits program premium (b)	.0	.0	.0	.0	.0	.0	.0	.0	.0	.0	.0	.0
16. Workers' compensation	.0	.0	.0	.0	.0	.0	.0	.0	.0	.0	.0	.0
17.1 Other Liability - occurrence	2,316,152	2,378,369	.0	48,958	823,489	(425,655)	662,459	1,484	(22,828)	214	902,141	65,779
17.2 Other Liability - claims made	.0	.0	.0	.0	.0	.0	.0	.0	.0	.0	.0	.0
17.3 Excess workers' compensation	.0	.0	.0	.0	.0	.0	.0	.0	.0	.0	.0	.0
18. Products liability	.0	.0	.0	.0	.0	.0	.0	.0	.0	.0	.0	.0
19.1 Private passenger auto no-fault (personal injury protection)	12,044	11,727	.0	5,948	(728)	(1,420)	.0	.0	.0	.0	4,814	342
19.2 Other private passenger auto liability	164,584	154,730	.0	78,514	6,576	8,800	117,389	59	154	457	52,749	4,674
19.3 Commercial auto no-fault (personal injury protection)	6,135	6,135	.0	.0	.0	.0	.0	.0	.0	.0	2,049	174
19.4 Other commercial auto liability	69,347	69,347	.0	.0	.0	(153,320)	.0	7,785	7,388	9,667	23,141	1,969
21.1 Private passenger auto physical damage	412,829	457,577	.0	194,409	212,927	193,391	29,435	71	85	9	127,647	11,724
21.2 Commercial auto physical damage	182,148	182,148	.0	.0	93,093	6,820	2,665	80	47	(33)	60,819	5,173
22. Aircraft (all perils)	.0	.0	.0	.0	.0	.0	.0	.0	.0	.0	.0	.0
23. Fidelity	.0	.0	.0	.0	.0	.0	.0	.0	.0	.0	.0	.0
24. Surety	.0	.0	.0	.0	.0	.0	.0	.0	.0	.0	.0	.0
26. Burglary and theft	.0	.0	.0	.0	.0	.0	.0	.0	.0	.0	.0	.0
27. Boiler and machinery	.0	.0	.0	.0	.0	.0	.0	.0	.0	.0	.0	.0
28. Credit	.0	.0	.0	.0	.0	.0	.0	.0	.0	.0	.0	.0
30. Warranty	.0	.0	.0	.0	.0	.0	.0	.0	.0	.0	.0	.0
34. Aggregate write-ins for other lines of business	.0	.0	.0	.0	.0	.0	.0	.0	.0	.0	.0	.0
35. TOTALS (a)	7,251,999	7,229,329	0	2,012,398	2,298,801	624,641	1,253,794	21,953	2,487	16,346	2,459,220	205,957
DETAILS OF WRITE-INS												
3401.												
3402.												
3403.												
3498. Summary of remaining write-ins for Line 34 from overflow page	.0	.0	.0	.0	.0	.0	.0	.0	.0	.0	.0	.0
3499. Totals (Lines 3401 thru 3403 plus 3498)(Line 34 above)	.0	.0	.0	.0	.0	.0	.0	.0	.0	.0	.0	.0

(a) Finance and service charges not included in Lines 1 to 35 \$ 16,779

(b) For health business on indicated lines report: Number of persons insured under PPO managed care products 0 and number of persons insured under indemnity only products 0

19 MN



ANNUAL STATEMENT FOR THE YEAR 2012 OF THE American Modern Home Insurance Co.

EXHIBIT OF PREMIUMS AND LOSSES (Statutory Page 14)

NAIC Group Code 0361

Direct Business in the state of Mississippi

During the Year 2012

NAIC Company Code 23469

Line of Business	Gross Premiums, Including Policy and Membership Fees, Less Return Premiums and Premiums on Policies not Taken		3 Dividends Paid or Credited to Policyholders on Direct Business	4 Direct Unearned Premium Reserves	5 Direct Losses Paid (deducting salvage)	6 Direct Losses Incurred	7 Direct Losses Unpaid	8 Direct Defense and Cost Containment Expense Paid	9 Direct Defense and Cost Containment Expense Incurred	10 Direct Defense and Cost Containment Expense Unpaid	11 Commissions and Brokerage Expenses	12 Taxes, Licenses and Fees
	1 Direct Premiums Written	2 Direct Premiums Earned										
1. Fire	1,569,370	1,420,195	.0	635,694	461,781	384,727	90,308	1,792	2,433	815	473,165	72,976
2.1 Allied lines	858,478	712,787	.0	378,030	160,275	115,170	25,022	718	1,457	745	273,511	39,919
2.2 Multiple peril crop0	.0	.0	.0	.0	.0	.0	.0	.0	.0	.0	.0
2.3 Federal flood0	.0	.0	.0	.0	.0	.0	.0	.0	.0	.0	.0
3. Farmowners multiple peril0	.0	.0	.0	.0	.0	.0	.0	.0	.0	.0	.0
4. Homeowners multiple peril	1,467,909	1,464,307	.0	765,282	442,514	279,046	65,005	15,884	18,257	3,569	419,969	68,258
5.1 Commercial multiple peril (non-liability portion)0	.0	.0	.0	.0	.0	.0	.0	.0	.0	.0	.0
5.2 Commercial multiple peril (liability portion)0	.0	.0	.0	.0	.0	.0	.0	.0	.0	.0	.0
6. Mortgage guaranty0	.0	.0	.0	.0	.0	.0	.0	.0	.0	.0	.0
8. Ocean marine	320,940	312,265	.0	157,923	235,321	213,186	9,951	.11	11	.0	85,306	14,924
9. Inland marine	29,543	43,723	.0	22,760	11,452	16,062	4,868	.0	.0	.0	10,145	1,374
10. Financial guaranty0	.0	.0	.0	.0	.0	.0	.0	.0	.0	.0	.0
11. Medical professional liability0	.0	.0	.0	.0	.0	.0	.0	.0	.0	.0	.0
12. Earthquake0	.0	.0	.0	.0	.0	.0	.0	.0	.0	.0	.0
13. Group accident and health (b)0	.0	.0	.0	.0	.0	.0	.0	.0	.0	.0	.0
14. Credit accident and health (group and individual)0	.0	.0	.0	.0	.0	.0	.0	.0	.0	.0	.0
15.1 Collectively renewable accident and health (b)0	.0	.0	.0	.0	.0	.0	.0	.0	.0	.0	.0
15.2 Non-cancelable accident and health(b)0	.0	.0	.0	.0	.0	.0	.0	.0	.0	.0	.0
15.3 Guaranteed renewable accident and health(b)0	.0	.0	.0	.0	.0	.0	.0	.0	.0	.0	.0
15.4 Non-renewable for stated reasons only (b)0	.0	.0	.0	.0	.0	.0	.0	.0	.0	.0	.0
15.5 Other accident only0	.0	.0	.0	.0	.0	.0	.0	.0	.0	.0	.0
15.6 Medicare Title XVIII exempt from state taxes or fees0	.0	.0	.0	.0	.0	.0	.0	.0	.0	.0	.0
15.7 All other accident and health (b)0	.0	.0	.0	.0	.0	.0	.0	.0	.0	.0	.0
15.8 Federal employees health benefits program premium (b)0	.0	.0	.0	.0	.0	.0	.0	.0	.0	.0	.0
16. Workers' compensation0	.0	.0	.0	.0	.0	.0	.0	.0	.0	.0	.0
17.1 Other Liability - occurrence	159,370	159,313	.0	69,034	28,135	41,843	31,774	7,888	6,662	3,690	53,899	7,411
17.2 Other Liability - claims made0	.0	.0	.0	.0	.0	.0	.0	.0	.0	.0	.0
17.3 Excess workers' compensation0	.0	.0	.0	.0	.0	.0	.0	.0	.0	.0	.0
18. Products liability0	.0	.0	.0	.0	.0	.0	.0	.0	.0	.0	.0
19.1 Private passenger auto no-fault (personal injury protection)0	.0	.0	.0	.0	.0	.0	.0	.0	.0	.0	.0
19.2 Other private passenger auto liability	39,242	48,048	.0	18,963	15,680	(38,320)	30,619	12,398	13,316	1,231	14,264	1,825
19.3 Commercial auto no-fault (personal injury protection)0	.0	.0	.0	.0	.0	.0	.0	.0	.0	.0	.0
19.4 Other commercial auto liability	6,415	6,415	.0	.0	.0	5,000	5,000	.0	1,000	1,000	2,122	298
21.1 Private passenger auto physical damage	156,311	220,294	.0	69,728	124,898	131,605	17,520	89	192	36	44,720	7,268
21.2 Commercial auto physical damage	8,052	8,052	.0	.0	29,990	30,862	872	.0	.0	.0	2,251	374
22. Aircraft (all perils)0	.0	.0	.0	.0	.0	.0	.0	.0	.0	.0	.0
23. Fidelity0	.0	.0	.0	.0	.0	.0	.0	.0	.0	.0	.0
24. Surety0	.0	.0	.0	.0	.0	.0	.0	.0	.0	.0	.0
26. Burglary and theft0	.0	.0	.0	.0	.0	.0	.0	.0	.0	.0	.0
27. Boiler and machinery0	.0	.0	.0	.0	.0	.0	.0	.0	.0	.0	.0
28. Credit0	.0	.0	.0	.0	.0	.0	.0	.0	.0	.0	.0
30. Warranty	267	5,087	.0	15,606	5,867	2,519	(1,437)	.0	(55)	(48)	92	12
34. Aggregate write-ins for other lines of business0	.0	.0	.0	.0	.0	.0	.0	.0	.0	.0	.0
35. TOTALS (a)	4,615,897	4,400,487	0	2,133,020	1,515,914	1,181,701	279,503	38,779	43,273	11,038	1,379,445	214,639
DETAILS OF WRITE-INS												
3401.												
3402.												
3403.												
3498. Summary of remaining write-ins for Line 34 from overflow page0	.0	.0	.0	.0	.0	.0	.0	.0	.0	.0	.0
3499. Totals (Lines 3401 thru 3403 plus 3498)(Line 34 above)0	.0	.0	.0	.0	.0	.0	.0	.0	.0	.0	.0

(a) Finance and service charges not included in Lines 1 to 35 \$ 93,889

(b) For health business on indicated lines report: Number of persons insured under PPO managed care products 0 and number of persons insured under indemnity only products 0

19 MS



ANNUAL STATEMENT FOR THE YEAR 2012 OF THE American Modern Home Insurance Co.

EXHIBIT OF PREMIUMS AND LOSSES (Statutory Page 14)

NAIC Group Code 0361

Direct Business in the state of Missouri

During the Year 2012

NAIC Company Code 23469

Line of Business	Gross Premiums, Including Policy and Membership Fees, Less Return Premiums and Premiums on Policies not Taken		3 Dividends Paid or Credited to Policyholders on Direct Business	4 Direct Unearned Premium Reserves	5 Direct Losses Paid (deducting salvage)	6 Direct Losses Incurred	7 Direct Losses Unpaid	8 Direct Defense and Cost Containment Expense Paid	9 Direct Defense and Cost Containment Expense Incurred	10 Direct Defense and Cost Containment Expense Unpaid	11 Commissions and Brokerage Expenses	12 Taxes, Licenses and Fees
	1 Direct Premiums Written	2 Direct Premiums Earned										
1. Fire	2,909,279	2,919,890	.0	945,624	1,211,770	997,740	182,724	6,394	7,946	2,946	859,401	95,424
2.1 Allied lines	1,551,742	1,556,837	.0	549,988	1,003,936	1,079,034	264,782	3,252	6,595	3,375	480,885	50,897
2.2 Multiple peril crop0	.0	.0	.0	.0	.0	.0	.0	.0	.0	.0	.0
2.3 Federal flood0	.0	.0	.0	.0	.0	.0	.0	.0	.0	.0	.0
3. Farmowners multiple peril0	.0	.0	.0	.0	.0	.0	.0	.0	.0	.0	.0
4. Homeowners multiple peril	1,769,186	1,742,430	.0	920,274	760,803	696,925	223,187	10,455	(9,074)	2,591	610,369	58,029
5.1 Commercial multiple peril (non-liability portion)	217,411	198,669	.0	127,976	407,895	464,211	56,316	42	432	390	38,047	7,131
5.2 Commercial multiple peril (liability portion)	29,540	40,615	.0	15,640	12,028	10,081	170,526	9,908	2,453	10,553	4,889	969
6. Mortgage guaranty0	.0	.0	.0	.0	.0	.0	.0	.0	.0	.0	.0
8. Ocean marine	323,898	337,083	.0	153,031	192,897	249,496	73,241	1,497	1,554	57	100,570	10,624
9. Inland marine	1,825,288	1,924,837	.0	789,630	501,477	636,179	217,562	5,645	7,819	2,391	603,623	59,869
10. Financial guaranty0	.0	.0	.0	.0	.0	.0	.0	.0	.0	.0	.0
11. Medical professional liability0	.0	.0	.0	.0	.0	.0	.0	.0	.0	.0	.0
12. Earthquake	32,850	11,568	.0	21,283	.0	.0	.0	.0	.0	.0	5,778	1,077
13. Group accident and health (b)0	.0	.0	.0	.0	.0	.0	.0	.0	.0	.0	.0
14. Credit accident and health (group and individual)0	.0	.0	.0	.0	.0	.0	.0	.0	.0	.0	.0
15.1 Collectively renewable accident and health (b)0	.0	.0	.0	.0	.0	.0	.0	.0	.0	.0	.0
15.2 Non-cancelable accident and health(b)0	.0	.0	.0	.0	.0	.0	.0	.0	.0	.0	.0
15.3 Guaranteed renewable accident and health(b)0	.0	.0	.0	.0	.0	.0	.0	.0	.0	.0	.0
15.4 Non-renewable for stated reasons only (b)0	.0	.0	.0	.0	.0	.0	.0	.0	.0	.0	.0
15.5 Other accident only0	.0	.0	.0	.0	.0	.0	.0	.0	.0	.0	.0
15.6 Medicare Title XVIII exempt from state taxes or fees0	.0	.0	.0	.0	.0	.0	.0	.0	.0	.0	.0
15.7 All other accident and health (b)0	.0	.0	.0	.0	.0	.0	.0	.0	.0	.0	.0
15.8 Federal employees health benefits program premium (b)0	.0	.0	.0	.0	.0	.0	.0	.0	.0	.0	.0
16. Workers' compensation0	.0	.0	.0	.0	.0	.0	.0	.0	.0	.0	.0
17.1 Other Liability - occurrence	271,270	281,673	.0	112,946	578,520	1,032,124	486,831	10,625	32,610	23,036	72,592	8,898
17.2 Other Liability - claims made0	.0	.0	.0	.0	.0	.0	.0	.0	.0	.0	.0
17.3 Excess workers' compensation0	.0	.0	.0	.0	.0	.0	.0	.0	.0	.0	.0
18. Products liability0	.0	.0	.0	.0	.0	.0	.0	.0	.0	.0	.0
19.1 Private passenger auto no-fault (personal injury protection)0	.0	.0	.0	.0	.0	.0	.0	.0	.0	.0	.0
19.2 Other private passenger auto liability	119,693	113,529	.0	61,162	176,998	146,605	23,918	15,565	9,559	.0	34,328	3,926
19.3 Commercial auto no-fault (personal injury protection)0	.0	.0	.0	.0	.0	.0	.0	.0	.0	.0	.0
19.4 Other commercial auto liability	66,830	66,830	.0	.0	5,888	6,615	727	9	3	(6)	22,274	2,192
21.1 Private passenger auto physical damage	355,089	332,628	.0	179,246	78,893	95,534	121,290	13,459	16,383	1,778	95,413	11,647
21.2 Commercial auto physical damage	69,139	69,139	.0	.0	6,867	5,025	195	.0	.0	.0	23,086	2,268
22. Aircraft (all perils)0	.0	.0	.0	.0	.0	.0	.0	.0	.0	.0	.0
23. Fidelity0	.0	.0	.0	.0	.0	.0	.0	.0	.0	.0	.0
24. Surety0	.0	.0	.0	.0	.0	.0	.0	.0	.0	.0	.0
26. Burglary and theft0	.0	.0	.0	.0	.0	.0	.0	.0	.0	.0	.0
27. Boiler and machinery0	.0	.0	.0	.0	.0	.0	.0	.0	.0	.0	.0
28. Credit0	.0	.0	.0	.0	.0	.0	.0	.0	.0	.0	.0
30. Warranty0	.0	.0	.0	.0	.0	.0	.0	.0	.0	.0	.0
34. Aggregate write-ins for other lines of business0	.0	.0	.0	.0	.0	.0	.0	.0	.0	.0	.0
35. TOTALS (a)	9,541,215	9,595,729	0	3,876,799	4,937,973	5,419,569	1,821,300	76,851	76,280	47,111	2,951,254	312,952
DETAILS OF WRITE-INS												
3401.												
3402.												
3403.												
3498. Summary of remaining write-ins for Line 34 from overflow page0	.0	.0	.0	.0	.0	.0	.0	.0	.0	.0	.0
3499. Totals (Lines 3401 thru 3403 plus 3498)(Line 34 above)0	.0	.0	.0	.0	.0	.0	.0	.0	.0	.0	.0

(a) Finance and service charges not included in Lines 1 to 35 \$ 50,016

(b) For health business on indicated lines report: Number of persons insured under PPO managed care products 0 and number of persons insured under indemnity only products 0

19 MO



ANNUAL STATEMENT FOR THE YEAR 2012 OF THE American Modern Home Insurance Co.

EXHIBIT OF PREMIUMS AND LOSSES (Statutory Page 14)

NAIC Group Code 0361

Direct Business in the state of Montana

During the Year 2012

NAIC Company Code 23469

Line of Business	Gross Premiums, Including Policy and Membership Fees, Less Return Premiums and Premiums on Policies not Taken		3 Dividends Paid or Credited to Policyholders on Direct Business	4 Direct Unearned Premium Reserves	5 Direct Losses Paid (deducting salvage)	6 Direct Losses Incurred	7 Direct Losses Unpaid	8 Direct Defense and Cost Containment Expense Paid	9 Direct Defense and Cost Containment Expense Incurred	10 Direct Defense and Cost Containment Expense Unpaid	11 Commissions and Brokerage Expenses	12 Taxes, Licenses and Fees
	1 Direct Premiums Written	2 Direct Premiums Earned										
1. Fire	357,218	387,461	.0	124,074	32,644	82,337	50,346	.0	.0	.0	94,770	17,254
2.1 Allied lines	206,695	222,759	.0	76,135	115,516	12,387	18,034	.0	(2)	.0	65,502	9,983
2.2 Multiple peril crop0	.0	.0	.0	.0	.0	.0	.0	.0	.0	.0	.0
2.3 Federal flood0	.0	.0	.0	.0	.0	.0	.0	.0	.0	.0	.0
3. Farmowners multiple peril0	.0	.0	.0	.0	.0	.0	.0	.0	.0	.0	.0
4. Homeowners multiple peril	1,588,966	1,883,042	.0	787,461	1,005,219	1,001,911	297,159	5,984	(24,907)	19,398	468,109	76,747
5.1 Commercial multiple peril (non-liability portion)0	.0	.0	.0	.0	.0	.0	.0	.0	.0	.0	.0
5.2 Commercial multiple peril (liability portion)0	.0	.0	.0	.0	.0	.0	.0	.0	.0	.0	.0
6. Mortgage guaranty0	.0	.0	.0	.0	.0	.0	.0	.0	.0	.0	.0
8. Ocean marine0	.0	.0	.0	.0	.0	.0	.0	.0	.0	.0	.0
9. Inland marine	433,523	438,916	.0	101,544	96,703	124,446	52,120	.0	6	53	119,132	20,939
10. Financial guaranty0	.0	.0	.0	.0	.0	.0	.0	.0	.0	.0	.0
11. Medical professional liability0	.0	.0	.0	.0	.0	.0	.0	.0	.0	.0	.0
12. Earthquake0	.0	.0	.0	.0	.0	.0	.0	.0	.0	.0	.0
13. Group accident and health (b)0	.0	.0	.0	.0	.0	.0	.0	.0	.0	.0	.0
14. Credit accident and health (group and individual)0	.0	.0	.0	.0	.0	.0	.0	.0	.0	.0	.0
15.1 Collectively renewable accident and health (b)0	.0	.0	.0	.0	.0	.0	.0	.0	.0	.0	.0
15.2 Non-cancelable accident and health(b)0	.0	.0	.0	.0	.0	.0	.0	.0	.0	.0	.0
15.3 Guaranteed renewable accident and health(b)0	.0	.0	.0	.0	.0	.0	.0	.0	.0	.0	.0
15.4 Non-renewable for stated reasons only (b)0	.0	.0	.0	.0	.0	.0	.0	.0	.0	.0	.0
15.5 Other accident only0	.0	.0	.0	.0	.0	.0	.0	.0	.0	.0	.0
15.6 Medicare Title XVIII exempt from state taxes or fees0	.0	.0	.0	.0	.0	.0	.0	.0	.0	.0	.0
15.7 All other accident and health (b)0	.0	.0	.0	.0	.0	.0	.0	.0	.0	.0	.0
15.8 Federal employees health benefits program premium (b)0	.0	.0	.0	.0	.0	.0	.0	.0	.0	.0	.0
16. Workers' compensation0	.0	.0	.0	.0	.0	.0	.0	.0	.0	.0	.0
17.1 Other Liability - occurrence	39,311	53,920	.0	15,845	11,441	20,103	14,651	1,735	8,359	7,588	11,903	1,899
17.2 Other Liability - claims made0	.0	.0	.0	.0	.0	.0	.0	.0	.0	.0	.0
17.3 Excess workers' compensation0	.0	.0	.0	.0	.0	.0	.0	.0	.0	.0	.0
18. Products liability0	.0	.0	.0	.0	.0	.0	.0	.0	.0	.0	.0
19.1 Private passenger auto no-fault (personal injury protection)0	.0	.0	.0	.0	.0	.0	.0	.0	.0	.0	.0
19.2 Other private passenger auto liability	49,699	60,527	.0	24,044	1,529	(28,494)	11,707	1,306	(4,456)	152	13,881	2,400
19.3 Commercial auto no-fault (personal injury protection)0	.0	.0	.0	.0	.0	.0	.0	.0	.0	.0	.0
19.4 Other commercial auto liability	39,023	39,023	.0	.0	985	129,818	130,122	5,347	91,977	86,630	11,937	1,885
21.1 Private passenger auto physical damage	248,197	291,447	.0	131,509	79,974	69,734	4,796	38	1,831	5	77,462	11,988
21.2 Commercial auto physical damage	81,493	81,493	.0	.0	148,989	123,075	40,927	300	175	(125)	22,076	3,936
22. Aircraft (all perils)0	.0	.0	.0	.0	.0	.0	.0	.0	.0	.0	.0
23. Fidelity0	.0	.0	.0	.0	.0	.0	.0	.0	.0	.0	.0
24. Surety0	.0	.0	.0	.0	.0	.0	.0	.0	.0	.0	.0
26. Burglary and theft0	.0	.0	.0	.0	.0	.0	.0	.0	.0	.0	.0
27. Boiler and machinery0	.0	.0	.0	.0	.0	.0	.0	.0	.0	.0	.0
28. Credit0	.0	.0	.0	.0	.0	.0	.0	.0	.0	.0	.0
30. Warranty0	.0	.0	.0	.0	.0	.0	.0	.0	.0	.0	.0
34. Aggregate write-ins for other lines of business0	.0	.0	.0	.0	.0	.0	.0	.0	.0	.0	.0
35. TOTALS (a)	3,044,126	3,458,588	0	1,260,613	1,493,000	1,535,316	619,862	14,710	72,982	113,701	884,773	147,031
DETAILS OF WRITE-INS												
3401.												
3402.												
3403.												
3498. Summary of remaining write-ins for Line 34 from overflow page0	.0	.0	.0	.0	.0	.0	.0	.0	.0	.0	.0
3499. Totals (Lines 3401 thru 3403 plus 3498)(Line 34 above)	0	0	0	0	0	0	0	0	0	0	0	0

(a) Finance and service charges not included in Lines 1 to 35 \$ 49,147

(b) For health business on indicated lines report: Number of persons insured under PPO managed care products 0 and number of persons insured under indemnity only products 0

19 MT



ANNUAL STATEMENT FOR THE YEAR 2012 OF THE American Modern Home Insurance Co.

EXHIBIT OF PREMIUMS AND LOSSES (Statutory Page 14)

NAIC Group Code 0361

Direct Business in the state of Nebraska

During the Year 2012

NAIC Company Code 23469

Line of Business	Gross Premiums, Including Policy and Membership Fees, Less Return Premiums and Premiums on Policies not Taken		3 Dividends Paid or Credited to Policyholders on Direct Business	4 Direct Unearned Premium Reserves	5 Direct Losses Paid (deducting salvage)	6 Direct Losses Incurred	7 Direct Losses Unpaid	8 Direct Defense and Cost Containment Expense Paid	9 Direct Defense and Cost Containment Expense Incurred	10 Direct Defense and Cost Containment Expense Unpaid	11 Commissions and Brokerage Expenses	12 Taxes, Licenses and Fees
	1 Direct Premiums Written	2 Direct Premiums Earned										
1. Fire	427,068	396,796	.0	163,269	327,207	296,984	33,544	388	(625)	176	112,105	9,310
2.1 Allied lines	290,571	255,328	.0	140,902	464,403	515,239	88,002	.0	(14)	.0	89,728	6,334
2.2 Multiple peril crop0	.0	.0	.0	.0	.0	.0	.0	.0	.0	.0	.0
2.3 Federal flood0	.0	.0	.0	.0	.0	.0	.0	.0	.0	.0	.0
3. Farmowners multiple peril0	.0	.0	.0	.0	.0	.0	.0	.0	.0	.0	.0
4. Homeowners multiple peril	763,851	714,743	.0	396,496	433,709	565,295	181,878	2,905	3,585	881	257,723	16,652
5.1 Commercial multiple peril (non-liability portion)0	.0	.0	.0	.0	.0	.0	.0	.0	.0	.0	.0
5.2 Commercial multiple peril (liability portion)0	.0	.0	.0	.0	.0	.0	.0	.0	.0	.0	.0
6. Mortgage guaranty0	.0	.0	.0	.0	.0	.0	.0	.0	.0	.0	.0
8. Ocean marine0	.0	.0	.0	.0	.0	.0	.0	.0	.0	.0	.0
9. Inland marine	486,675	533,102	.0	183,890	154,713	213,450	78,506	2,305	3,196	1,009	178,512	10,610
10. Financial guaranty0	.0	.0	.0	.0	.0	.0	.0	.0	.0	.0	.0
11. Medical professional liability0	.0	.0	.0	.0	.0	.0	.0	.0	.0	.0	.0
12. Earthquake0	.0	.0	.0	.0	.0	.0	.0	.0	.0	.0	.0
13. Group accident and health (b)0	.0	.0	.0	.0	.0	.0	.0	.0	.0	.0	.0
14. Credit accident and health (group and individual)0	.0	.0	.0	.0	.0	.0	.0	.0	.0	.0	.0
15.1 Collectively renewable accident and health (b)0	.0	.0	.0	.0	.0	.0	.0	.0	.0	.0	.0
15.2 Non-cancelable accident and health(b)0	.0	.0	.0	.0	.0	.0	.0	.0	.0	.0	.0
15.3 Guaranteed renewable accident and health(b)0	.0	.0	.0	.0	.0	.0	.0	.0	.0	.0	.0
15.4 Non-renewable for stated reasons only (b)0	.0	.0	.0	.0	.0	.0	.0	.0	.0	.0	.0
15.5 Other accident only0	.0	.0	.0	.0	.0	.0	.0	.0	.0	.0	.0
15.6 Medicare Title XVIII exempt from state taxes or fees0	.0	.0	.0	.0	.0	.0	.0	.0	.0	.0	.0
15.7 All other accident and health (b)0	.0	.0	.0	.0	.0	.0	.0	.0	.0	.0	.0
15.8 Federal employees health benefits program premium (b)0	.0	.0	.0	.0	.0	.0	.0	.0	.0	.0	.0
16. Workers' compensation0	.0	.0	.0	.0	.0	.0	.0	.0	.0	.0	.0
17.1 Other Liability - occurrence	51,075	52,629	.0	21,893	3,921	25,624	22,965	31	(6)	79	17,697	1,113
17.2 Other Liability - claims made0	.0	.0	.0	.0	.0	.0	.0	.0	.0	.0	.0
17.3 Excess workers' compensation0	.0	.0	.0	.0	.0	.0	.0	.0	.0	.0	.0
18. Products liability0	.0	.0	.0	.0	.0	.0	.0	.0	.0	.0	.0
19.1 Private passenger auto no-fault (personal injury protection)0	.0	.0	.0	.0	.0	.0	.0	.0	.0	.0	.0
19.2 Other private passenger auto liability	47,719	43,425	.0	22,178	.0	2,030	2,220	80	88	8	16,711	1,040
19.3 Commercial auto no-fault (personal injury protection)0	.0	.0	.0	.0	.0	.0	.0	.0	.0	.0	.0
19.4 Other commercial auto liability	6,664	6,664	.0	.0	1,615	(185)	200	.0	(100)	.0	2,291	145
21.1 Private passenger auto physical damage	120,640	156,657	.0	54,567	65,600	77,566	15,344	5	6	1	30,643	2,630
21.2 Commercial auto physical damage	35,254	35,254	.0	.0	10,603	10,850	321	.0	2	.0	10,953	769
22. Aircraft (all perils)0	.0	.0	.0	.0	.0	.0	.0	.0	.0	.0	.0
23. Fidelity0	.0	.0	.0	.0	.0	.0	.0	.0	.0	.0	.0
24. Surety0	.0	.0	.0	.0	.0	.0	.0	.0	.0	.0	.0
26. Burglary and theft0	.0	.0	.0	.0	.0	.0	.0	.0	.0	.0	.0
27. Boiler and machinery0	.0	.0	.0	.0	.0	.0	.0	.0	.0	.0	.0
28. Credit0	.0	.0	.0	.0	.0	.0	.0	.0	.0	.0	.0
30. Warranty0	.0	.0	.0	.0	.0	.0	.0	.0	.0	.0	.0
34. Aggregate write-ins for other lines of business0	.0	.0	.0	.0	.0	.0	.0	.0	.0	.0	.0
35. TOTALS (a)	2,229,516	2,194,598	0	983,196	1,461,771	1,706,853	422,979	5,713	6,131	2,154	716,365	48,603
DETAILS OF WRITE-INS												
3401.												
3402.												
3403.												
3498. Summary of remaining write-ins for Line 34 from overflow page0	.0	.0	.0	.0	.0	.0	.0	.0	.0	.0	.0
3499. Totals (Lines 3401 thru 3403 plus 3498)(Line 34 above)0	.0	.0	.0	.0	.0	.0	.0	.0	.0	.0	.0

(a) Finance and service charges not included in Lines 1 to 35 \$ 14,150

(b) For health business on indicated lines report: Number of persons insured under PPO managed care products 0 and number of persons insured under indemnity only products 0

19 NIE



ANNUAL STATEMENT FOR THE YEAR 2012 OF THE American Modern Home Insurance Co.

EXHIBIT OF PREMIUMS AND LOSSES (Statutory Page 14)

NAIC Group Code 0361

Direct Business in the state of Nevada

During the Year 2012

NAIC Company Code 23469

Line of Business	Gross Premiums, Including Policy and Membership Fees, Less Return Premiums and Premiums on Policies not Taken		3 Dividends Paid or Credited to Policyholders on Direct Business	4 Direct Unearned Premium Reserves	5 Direct Losses Paid (deducting salvage)	6 Direct Losses Incurred	7 Direct Losses Unpaid	8 Direct Defense and Cost Containment Expense Paid	9 Direct Defense and Cost Containment Expense Incurred	10 Direct Defense and Cost Containment Expense Unpaid	11 Commissions and Brokerage Expenses	12 Taxes, Licenses and Fees
	1 Direct Premiums Written	2 Direct Premiums Earned										
1. Fire	558,233	541,159	.0	188,903	94,354	253,149	209,673	436	634	198	146,592	22,888
2.1 Allied lines	389,357	322,607	.0	172,588	364,281	406,024	94,018	3,314	6,753	3,439	133,510	15,964
2.2 Multiple peril crop0	.0	.0	.0	.0	.0	.0	.0	.0	.0	.0	.0
2.3 Federal flood0	.0	.0	.0	.0	.0	.0	.0	.0	.0	.0	.0
3. Farmowners multiple peril0	.0	.0	.0	.0	.0	.0	.0	.0	.0	.0	.0
4. Homeowners multiple peril	1,692,974	1,589,642	.0	920,645	855,529	958,890	296,568	6,007	12,433	7,566	563,252	69,412
5.1 Commercial multiple peril (non-liability portion)0	.0	.0	.0	.0	.0	.0	.0	.0	.0	.0	.0
5.2 Commercial multiple peril (liability portion)0	.0	.0	.0	.0	.0	.0	.0	(208)	.0	.0	.0
6. Mortgage guaranty0	.0	.0	.0	.0	.0	.0	.0	.0	.0	.0	.0
8. Ocean marine	194,589	151,516	.0	86,339	42,092	76,416	50,325	.0	.0	.0	63,125	7,978
9. Inland marine	54,899	16,402	.0	45,330	17,554	24,889	7,335	.0	.0	.0	18,045	2,251
10. Financial guaranty0	.0	.0	.0	.0	.0	.0	.0	.0	.0	.0	.0
11. Medical professional liability0	.0	.0	.0	.0	.0	.0	.0	.0	.0	.0	.0
12. Earthquake0	.0	.0	.0	.0	.0	.0	.0	.0	.0	.0	.0
13. Group accident and health (b)0	.0	.0	.0	.0	.0	.0	.0	.0	.0	.0	.0
14. Credit accident and health (group and individual)0	.0	.0	.0	.0	.0	.0	.0	.0	.0	.0	.0
15.1 Collectively renewable accident and health (b)0	.0	.0	.0	.0	.0	.0	.0	.0	.0	.0	.0
15.2 Non-cancelable accident and health(b)0	.0	.0	.0	.0	.0	.0	.0	.0	.0	.0	.0
15.3 Guaranteed renewable accident and health(b)0	.0	.0	.0	.0	.0	.0	.0	.0	.0	.0	.0
15.4 Non-renewable for stated reasons only (b)0	.0	.0	.0	.0	.0	.0	.0	.0	.0	.0	.0
15.5 Other accident only0	.0	.0	.0	.0	.0	.0	.0	.0	.0	.0	.0
15.6 Medicare Title XVIII exempt from state taxes or fees0	.0	.0	.0	.0	.0	.0	.0	.0	.0	.0	.0
15.7 All other accident and health (b)0	.0	.0	.0	.0	.0	.0	.0	.0	.0	.0	.0
15.8 Federal employees health benefits program premium (b)0	.0	.0	.0	.0	.0	.0	.0	.0	.0	.0	.0
16. Workers' compensation0	.0	.0	.0	.0	.0	.0	.0	.0	.0	.0	.0
17.1 Other Liability - occurrence	325,694	262,675	.0	135,364	14,429	(22,556)	30,388	2,340	(4,722)	538	84,974	13,353
17.2 Other Liability - claims made0	.0	.0	.0	.0	.0	.0	.0	.0	.0	.0	.0
17.3 Excess workers' compensation0	.0	.0	.0	.0	.0	.0	.0	.0	.0	.0	.0
18. Products liability0	.0	.0	.0	.0	.0	.0	.0	.0	.0	.0	.0
19.1 Private passenger auto no-fault (personal injury protection)0	.0	.0	.0	.0	.0	.0	.0	.0	.0	.0	.0
19.2 Other private passenger auto liability	110,909	105,207	.0	55,086	3,687	16,976	30,353	.0	130	194	31,776	4,547
19.3 Commercial auto no-fault (personal injury protection)0	.0	.0	.0	.0	.0	.0	.0	.0	.0	.0	.0
19.4 Other commercial auto liability	166,449	166,449	.0	.0	84,165	46,656	35,395	2,064	467	(494)	48,886	6,824
21.1 Private passenger auto physical damage	358,175	391,972	.0	182,463	170,762	328,326	167,237	2,406	2,726	318	95,740	14,685
21.2 Commercial auto physical damage	179,789	179,789	.0	.0	84,846	85,773	15,846	.0	.0	.0	54,854	7,371
22. Aircraft (all perils)0	.0	.0	.0	.0	.0	.0	.0	.0	.0	.0	.0
23. Fidelity0	.0	.0	.0	.0	.0	.0	.0	.0	.0	.0	.0
24. Surety0	.0	.0	.0	.0	.0	.0	.0	.0	.0	.0	.0
26. Burglary and theft0	.0	.0	.0	.0	.0	.0	.0	.0	.0	.0	.0
27. Boiler and machinery0	.0	.0	.0	.0	.0	.0	.0	.0	.0	.0	.0
28. Credit0	.0	.0	.0	.0	.0	.0	.0	.0	.0	.0	.0
30. Warranty0	.0	.0	.0	.0	.0	.0	.0	.0	.0	.0	.0
34. Aggregate write-ins for other lines of business0	.0	.0	.0	.0	.0	.0	.0	.0	.0	.0	.0
35. TOTALS (a)	4,031,068	3,727,420	0	1,786,717	1,731,699	2,174,541	937,138	16,567	18,213	11,759	1,240,754	165,274
DETAILS OF WRITE-INS												
3401.												
3402.												
3403.												
3498. Summary of remaining write-ins for Line 34 from overflow page0	.0	.0	.0	.0	.0	.0	.0	.0	.0	.0	.0
3499. Totals (Lines 3401 thru 3403 plus 3498)(Line 34 above)0	.0	.0	.0	.0	.0	.0	.0	.0	.0	.0	.0

(a) Finance and service charges not included in Lines 1 to 35 \$ 17,574

(b) For health business on indicated lines report: Number of persons insured under PPO managed care products 0 and number of persons insured under indemnity only products 0

19 NV



ANNUAL STATEMENT FOR THE YEAR 2012 OF THE American Modern Home Insurance Co.

EXHIBIT OF PREMIUMS AND LOSSES (Statutory Page 14)

NAIC Group Code 0361

Direct Business in the state of New Hampshire

During the Year 2012

NAIC Company Code 23469

Line of Business	Gross Premiums, Including Policy and Membership Fees, Less Return Premiums and Premiums on Policies not Taken		3 Dividends Paid or Credited to Policyholders on Direct Business	4 Direct Unearned Premium Reserves	5 Direct Losses Paid (deducting salvage)	6 Direct Losses Incurred	7 Direct Losses Unpaid	8 Direct Defense and Cost Containment Expense Paid	9 Direct Defense and Cost Containment Expense Incurred	10 Direct Defense and Cost Containment Expense Unpaid	11 Commissions and Brokerage Expenses	12 Taxes, Licenses and Fees
	1 Direct Premiums Written	2 Direct Premiums Earned										
1. Fire	452,286	474,904	.0	130,579	273,217	284,265	35,234	.0	26	.32	115,785	12,709
2.1 Allied lines	261,976	279,518	.0	53,571	2,940	(68)	459	.0	.0	.0	85,011	7,362
2.2 Multiple peril crop0	.0	.0	.0	.0	.0	.0	.0	.0	.0	.0	.0
2.3 Federal flood0	.0	.0	.0	.0	.0	.0	.0	.0	.0	.0	.0
3. Farmowners multiple peril0	.0	.0	.0	.0	.0	.0	.0	.0	.0	.0	.0
4. Homeowners multiple peril	947,942	1,156,960	.0	489,587	293,679	236,594	95,183	.6	(1,099)	150	303,815	26,637
5.1 Commercial multiple peril (non-liability portion)0	.0	.0	.0	.0	.0	.0	.0	.0	.0	.0	.0
5.2 Commercial multiple peril (liability portion)0	.0	.0	.0	.0	.0	.0	.0	.0	.0	.0	.0
6. Mortgage guaranty0	.0	.0	.0	.0	.0	.0	.0	.0	.0	.0	.0
8. Ocean marine	87	4,237	.0	.0	.0	.0	.0	.0	.0	.0	25	2
9. Inland marine	287,731	243,240	.0	108,827	215,812	279,394	84,186	4,540	6,190	1,892	78,752	8,085
10. Financial guaranty0	.0	.0	.0	.0	.0	.0	.0	.0	.0	.0	.0
11. Medical professional liability0	.0	.0	.0	.0	.0	.0	.0	.0	.0	.0	.0
12. Earthquake0	.0	.0	.0	.0	.0	.0	.0	.0	.0	.0	.0
13. Group accident and health (b)0	.0	.0	.0	.0	.0	.0	.0	.0	.0	.0	.0
14. Credit accident and health (group and individual)0	.0	.0	.0	.0	.0	.0	.0	.0	.0	.0	.0
15.1 Collectively renewable accident and health (b)0	.0	.0	.0	.0	.0	.0	.0	.0	.0	.0	.0
15.2 Non-cancelable accident and health(b)0	.0	.0	.0	.0	.0	.0	.0	.0	.0	.0	.0
15.3 Guaranteed renewable accident and health(b)0	.0	.0	.0	.0	.0	.0	.0	.0	.0	.0	.0
15.4 Non-renewable for stated reasons only (b)0	.0	.0	.0	.0	.0	.0	.0	.0	.0	.0	.0
15.5 Other accident only0	.0	.0	.0	.0	.0	.0	.0	.0	.0	.0	.0
15.6 Medicare Title XVIII exempt from state taxes or fees0	.0	.0	.0	.0	.0	.0	.0	.0	.0	.0	.0
15.7 All other accident and health (b)0	.0	.0	.0	.0	.0	.0	.0	.0	.0	.0	.0
15.8 Federal employees health benefits program premium (b)0	.0	.0	.0	.0	.0	.0	.0	.0	.0	.0	.0
16. Workers' compensation0	.0	.0	.0	.0	.0	.0	.0	.0	.0	.0	.0
17.1 Other Liability - occurrence	123,674	144,880	.0	50,141	(175)	(40,292)	29,398	.1	(2,158)	176	41,567	3,475
17.2 Other Liability - claims made0	.0	.0	.0	.0	.0	.0	.0	.0	.0	.0	.0
17.3 Excess workers' compensation0	.0	.0	.0	.0	.0	.0	.0	.0	.0	.0	.0
18. Products liability0	.0	.0	.0	.0	.0	.0	.0	.0	.0	.0	.0
19.1 Private passenger auto no-fault (personal injury protection)0	.0	.0	.0	.0	.0	.0	.0	.0	.0	.0	.0
19.2 Other private passenger auto liability	38,532	41,600	.0	17,704	4,973	(1,264)	2,172	.0	5	37	12,253	1,083
19.3 Commercial auto no-fault (personal injury protection)0	.0	.0	.0	.0	.0	.0	.0	.0	.0	.0	.0
19.4 Other commercial auto liability	16,526	16,526	.0	.0	494	104,996	150,061	.0	61,750	71,426	6,794	464
21.1 Private passenger auto physical damage	191,106	215,176	.0	89,873	7,078	56,034	62,609	49	60	6	51,752	5,370
21.2 Commercial auto physical damage	26,119	26,119	.0	.0	.0	(660)	.0	.0	.0	.0	8,400	734
22. Aircraft (all perils)0	.0	.0	.0	.0	.0	.0	.0	.0	.0	.0	.0
23. Fidelity0	.0	.0	.0	.0	.0	.0	.0	.0	.0	.0	.0
24. Surety0	.0	.0	.0	.0	.0	.0	.0	.0	.0	.0	.0
26. Burglary and theft0	.0	.0	.0	.0	.0	.0	.0	.0	.0	.0	.0
27. Boiler and machinery0	.0	.0	.0	.0	.0	.0	.0	.0	.0	.0	.0
28. Credit0	.0	.0	.0	.0	.0	.0	.0	.0	.0	.0	.0
30. Warranty0	74	.0	111	.0	.0	.0	.0	.0	.0	.0	.0
34. Aggregate write-ins for other lines of business0	.0	.0	.0	.0	.0	.0	.0	.0	.0	.0	.0
35. TOTALS (a)	2,345,980	2,603,234	0	940,392	798,017	918,999	459,303	4,595	64,773	73,719	704,154	65,922
DETAILS OF WRITE-INS												
3401.												
3402.												
3403.												
3498. Summary of remaining write-ins for Line 34 from overflow page0	.0	.0	.0	.0	.0	.0	.0	.0	.0	.0	.0
3499. Totals (Lines 3401 thru 3403 plus 3498)(Line 34 above)0	.0	.0	.0	.0	.0	.0	.0	.0	.0	.0	.0

(a) Finance and service charges not included in Lines 1 to 35 \$ 27,259

(b) For health business on indicated lines report: Number of persons insured under PPO managed care products 0 and number of persons insured under indemnity only products 0

19 NH



ANNUAL STATEMENT FOR THE YEAR 2012 OF THE American Modern Home Insurance Co.

EXHIBIT OF PREMIUMS AND LOSSES (Statutory Page 14)

NAIC Group Code 0361

Direct Business in the state of New Jersey

During the Year 2012

NAIC Company Code 23469

Line of Business	Gross Premiums, Including Policy and Membership Fees, Less Return Premiums and Premiums on Policies not Taken		3 Dividends Paid or Credited to Policyholders on Direct Business	4 Direct Unearned Premium Reserves	5 Direct Losses Paid (deducting salvage)	6 Direct Losses Incurred	7 Direct Losses Unpaid	8 Direct Defense and Cost Containment Expense Paid	9 Direct Defense and Cost Containment Expense Incurred	10 Direct Defense and Cost Containment Expense Unpaid	11 Commissions and Brokerage Expenses	12 Taxes, Licenses and Fees
	1 Direct Premiums Written	2 Direct Premiums Earned										
1. Fire	3,612,883	3,337,715	.0	1,086,503	747,141	429,205	473,813	928	1,449	698	976,562	97,909
2.1 Allied lines	2,630,118	2,268,933	.0	876,725	1,854,710	3,241,911	1,646,422	28,024	56,985	29,118	871,095	71,276
2.2 Multiple peril crop0	.0	.0	.0	.0	.0	.0	.0	.0	.0	.0	.0
2.3 Federal flood0	.0	.0	.0	.0	.0	.0	.0	.0	.0	.0	.0
3. Farmowners multiple peril0	.0	.0	.0	.0	.0	.0	.0	.0	.0	.0	.0
4. Homeowners multiple peril	2,472,431	2,563,375	.0	1,346,129	1,569,444	2,553,327	1,428,558	37,974	96,829	70,940	868,071	67,003
5.1 Commercial multiple peril (non-liability portion)0	.0	.0	.0	.0	.0	.0	.0	.0	.0	.0	.0
5.2 Commercial multiple peril (liability portion)0	.0	.0	.0	.0	.0	.0	.0	.0	.0	.0	.0
6. Mortgage guaranty0	.0	.0	.0	.0	.0	.0	.0	.0	.0	.0	.0
8. Ocean marine	536,739	542,906	.0	251,012	2,500,866	3,706,884	1,273,508	1,005	1,007	3	139,284	14,546
9. Inland marine	937,046	788,852	.0	449,617	599,898	1,010,885	488,952	3,338	4,683	1,391	258,437	25,394
10. Financial guaranty0	.0	.0	.0	.0	.0	.0	.0	.0	.0	.0	.0
11. Medical professional liability0	.0	.0	.0	.0	.0	.0	.0	.0	.0	.0	.0
12. Earthquake0	.0	.0	.0	.0	.0	.0	.0	.0	.0	.0	.0
13. Group accident and health (b)0	.0	.0	.0	.0	.0	.0	.0	.0	.0	.0	.0
14. Credit accident and health (group and individual)0	.0	.0	.0	.0	.0	.0	.0	.0	.0	.0	.0
15.1 Collectively renewable accident and health (b)0	.0	.0	.0	.0	.0	.0	.0	.0	.0	.0	.0
15.2 Non-cancelable accident and health(b)0	.0	.0	.0	.0	.0	.0	.0	.0	.0	.0	.0
15.3 Guaranteed renewable accident and health(b)0	.0	.0	.0	.0	.0	.0	.0	.0	.0	.0	.0
15.4 Non-renewable for stated reasons only (b)0	.0	.0	.0	.0	.0	.0	.0	.0	.0	.0	.0
15.5 Other accident only0	.0	.0	.0	.0	.0	.0	.0	.0	.0	.0	.0
15.6 Medicare Title XVIII exempt from state taxes or fees0	.0	.0	.0	.0	.0	.0	.0	.0	.0	.0	.0
15.7 All other accident and health (b)	20,136	17,407	.0	2,729	110	219	110	.0	.0	.0	6,711	546
15.8 Federal employees health benefits program premium (b)0	.0	.0	.0	.0	.0	.0	.0	.0	.0	.0	.0
16. Workers' compensation0	.0	.0	.0	.0	.0	.0	.0	.0	.0	.0	.0
17.1 Other Liability - occurrence	584,296	649,295	.0	265,649	285,118	278,637	846,064	152,267	(44,975)	125,869	178,444	15,834
17.2 Other Liability - claims made0	.0	.0	.0	.0	.0	.0	.0	.0	.0	.0	.0
17.3 Excess workers' compensation0	.0	.0	.0	.0	.0	.0	.0	.0	.0	.0	.0
18. Products liability0	.0	.0	.0	.0	.0	.0	.0	.0	.0	.0	.0
19.1 Private passenger auto no-fault (personal injury protection)	119,831	123,314	.0	58,205	23,807	(15,400)	78,365	1,798	(3,272)	.0	44,301	3,247
19.2 Other private passenger auto liability	558,715	542,965	.0	266,904	608,349	464,835	663,944	127,902	81,280	24,312	183,426	15,141
19.3 Commercial auto no-fault (personal injury protection)	1,401	1,401	.0	.0	.0	.0	.0	.0	.0	.0	468	38
19.4 Other commercial auto liability	32,761	32,761	.0	.0	74,874	13,943	9,248	51	(16,070)	(33)	10,880	888
21.1 Private passenger auto physical damage	2,369,925	2,479,961	.0	1,141,272	3,213,899	3,855,952	919,799	3,532	4,139	504	737,047	64,225
21.2 Commercial auto physical damage	142,844	142,844	.0	.0	63,412	1,583	49,385	17,944	10,515	(7,465)	42,339	3,871
22. Aircraft (all perils)0	.0	.0	.0	.0	.0	.0	.0	.0	.0	.0	.0
23. Fidelity0	.0	.0	.0	.0	.0	.0	.0	.0	.0	.0	.0
24. Surety0	.0	.0	.0	.0	.0	.0	.0	.0	.0	.0	.0
26. Burglary and theft0	.0	.0	.0	.0	.0	.0	.0	.0	.0	.0	.0
27. Boiler and machinery0	.0	.0	.0	.0	.0	.0	.0	.0	.0	.0	.0
28. Credit0	.0	.0	.0	.0	.0	.0	.0	.0	.0	.0	.0
30. Warranty0	.0	.0	.0	.0	.0	.0	.0	.0	.0	.0	.0
34. Aggregate write-ins for other lines of business0	.0	.0	.0	.0	.0	.0	.0	.0	.0	.0	.0
35. TOTALS (a)	14,019,126	13,491,729	0	5,744,745	11,541,628	15,541,981	7,878,168	374,762	192,571	245,336	4,317,065	379,918
DETAILS OF WRITE-INS												
3401.												
3402.												
3403.												
3498. Summary of remaining write-ins for Line 34 from overflow page0	.0	.0	.0	.0	.0	.0	.0	.0	.0	.0	.0
3499. Totals (Lines 3401 thru 3403 plus 3498)(Line 34 above)0	.0	.0	.0	.0	.0	.0	.0	.0	.0	.0	.0

(a) Finance and service charges not included in Lines 1 to 35 \$ 105,294

(b) For health business on indicated lines report: Number of persons insured under PPO managed care products 0 and number of persons insured under indemnity only products 0

19.NJ



ANNUAL STATEMENT FOR THE YEAR 2012 OF THE American Modern Home Insurance Co.

EXHIBIT OF PREMIUMS AND LOSSES (Statutory Page 14)

NAIC Group Code 0361

Direct Business in the state of New Mexico

During the Year 2012

NAIC Company Code 23469

Line of Business	Gross Premiums, Including Policy and Membership Fees, Less Return Premiums and Premiums on Policies not Taken		3 Dividends Paid or Credited to Policyholders on Direct Business	4 Direct Unearned Premium Reserves	5 Direct Losses Paid (deducting salvage)	6 Direct Losses Incurred	7 Direct Losses Unpaid	8 Direct Defense and Cost Containment Expense Paid	9 Direct Defense and Cost Containment Expense Incurred	10 Direct Defense and Cost Containment Expense Unpaid	11 Commissions and Brokerage Expenses	12 Taxes, Licenses and Fees
	1 Direct Premiums Written	2 Direct Premiums Earned										
1. Fire	1,353,272	1,267,560	.0	543,205	1,252,781	1,221,146	196,825	19,043	27,764	8,730	360,647	48,176
2.1 Allied lines	738,910	706,512	.0	322,273	356,650	306,800	66,605	.0	(8)	.0	273,027	26,305
2.2 Multiple peril crop0	.0	.0	.0	.0	.0	.0	.0	.0	.0	.0	.0
2.3 Federal flood0	.0	.0	.0	.0	.0	.0	.0	.0	.0	.0	.0
3. Farmowners multiple peril0	.0	.0	.0	.0	.0	.0	.0	.0	.0	.0	.0
4. Homeowners multiple peril	1,067,084	927,460	.0	570,875	552,843	314,260	100,678	170,443	194,614	38,128	330,476	37,988
5.1 Commercial multiple peril (non-liability portion)0	.0	.0	.0	.0	.0	.0	.0	.0	.0	.0	.0
5.2 Commercial multiple peril (liability portion)0	.0	.0	.0	.0	.0	.0	.0	.0	.0	.0	.0
6. Mortgage guaranty0	.0	.0	.0	.0	.0	.0	.0	.0	.0	.0	.0
8. Ocean marine	19,616	18,075	.0	9,924	28,210	28,251	151	.0	.0	.0	6,983	698
9. Inland marine	915,192	738,430	.0	377,894	197,879	213,039	73,360	14,844	20,390	6,186	312,447	32,581
10. Financial guaranty0	.0	.0	.0	.0	.0	.0	.0	.0	.0	.0	.0
11. Medical professional liability0	.0	.0	.0	.0	.0	.0	.0	.0	.0	.0	.0
12. Earthquake0	.0	.0	.0	.0	.0	.0	.0	.0	.0	.0	.0
13. Group accident and health (b)0	.0	.0	.0	.0	.0	.0	.0	.0	.0	.0	.0
14. Credit accident and health (group and individual)0	.0	.0	.0	.0	.0	.0	.0	.0	.0	.0	.0
15.1 Collectively renewable accident and health (b)0	.0	.0	.0	.0	.0	.0	.0	.0	.0	.0	.0
15.2 Non-cancelable accident and health(b)0	.0	.0	.0	.0	.0	.0	.0	.0	.0	.0	.0
15.3 Guaranteed renewable accident and health(b)0	.0	.0	.0	.0	.0	.0	.0	.0	.0	.0	.0
15.4 Non-renewable for stated reasons only (b)0	.0	.0	.0	.0	.0	.0	.0	.0	.0	.0	.0
15.5 Other accident only0	.0	.0	.0	.0	.0	.0	.0	.0	.0	.0	.0
15.6 Medicare Title XVIII exempt from state taxes or fees0	.0	.0	.0	.0	.0	.0	.0	.0	.0	.0	.0
15.7 All other accident and health (b)0	.0	.0	.0	.0	.0	.0	.0	.0	.0	.0	.0
15.8 Federal employees health benefits program premium (b)0	.0	.0	.0	.0	.0	.0	.0	.0	.0	.0	.0
16. Workers' compensation0	.0	.0	.0	.0	.0	.0	.0	.0	.0	.0	.0
17.1 Other Liability - occurrence	163,189	158,865	.0	82,197	755	(4,459)	52,906	.0	215	348	57,557	5,810
17.2 Other Liability - claims made0	.0	.0	.0	.0	.0	.0	.0	.0	.0	.0	.0
17.3 Excess workers' compensation0	.0	.0	.0	.0	.0	.0	.0	.0	.0	.0	.0
18. Products liability0	.0	.0	.0	.0	.0	.0	.0	.0	.0	.0	.0
19.1 Private passenger auto no-fault (personal injury protection)0	.0	.0	.0	.0	.0	.0	.0	.0	.0	.0	.0
19.2 Other private passenger auto liability	51,523	57,070	.0	26,540	18,608	(9,168)	17,515	55	109	206	13,448	1,834
19.3 Commercial auto no-fault (personal injury protection)0	.0	.0	.0	.0	.0	.0	.0	.0	.0	.0	.0
19.4 Other commercial auto liability	18,098	18,098	.0	.0	.0	(3,460)	.0	.0	(77)	.0	6,805	644
21.1 Private passenger auto physical damage	203,718	332,963	.0	106,751	171,762	119,649	11,078	38	(30)	5	52,987	7,252
21.2 Commercial auto physical damage	32,616	32,616	.0	.0	16,332	7,687	464	.0	.0	.0	10,450	1,161
22. Aircraft (all perils)0	.0	.0	.0	.0	.0	.0	.0	.0	.0	.0	.0
23. Fidelity0	.0	.0	.0	.0	.0	.0	.0	.0	.0	.0	.0
24. Surety0	.0	.0	.0	.0	.0	.0	.0	.0	.0	.0	.0
26. Burglary and theft0	.0	.0	.0	.0	.0	.0	.0	.0	.0	.0	.0
27. Boiler and machinery0	.0	.0	.0	.0	.0	.0	.0	.0	.0	.0	.0
28. Credit0	.0	.0	.0	.0	.0	.0	.0	.0	.0	.0	.0
30. Warranty0	.0	.0	.0	.0	.0	.0	.0	.0	.0	.0	.0
34. Aggregate write-ins for other lines of business0	.0	.0	.0	.0	.0	.0	.0	.0	.0	.0	.0
35. TOTALS (a)	4,563,218	4,257,649	0	2,039,660	2,595,819	2,193,747	519,580	204,422	242,977	53,603	1,424,826	162,451
DETAILS OF WRITE-INS												
3401.												
3402.												
3403.												
3498. Summary of remaining write-ins for Line 34 from overflow page0	.0	.0	.0	.0	.0	.0	.0	.0	.0	.0	.0
3499. Totals (Lines 3401 thru 3403 plus 3498)(Line 34 above)0	.0	.0	.0	.0	.0	.0	.0	.0	.0	.0	.0

(a) Finance and service charges not included in Lines 1 to 35 \$ 43,172

(b) For health business on indicated lines report: Number of persons insured under PPO managed care products 0 and number of persons insured under indemnity only products 0

19 NM



ANNUAL STATEMENT FOR THE YEAR 2012 OF THE American Modern Home Insurance Co.

EXHIBIT OF PREMIUMS AND LOSSES (Statutory Page 14)

NAIC Group Code 0361

Direct Business in the state of New York

During the Year 2012

NAIC Company Code 23469

Line of Business	Gross Premiums, Including Policy and Membership Fees, Less Return Premiums and Premiums on Policies not Taken		3 Dividends Paid or Credited to Policyholders on Direct Business	4 Direct Unearned Premium Reserves	5 Direct Losses Paid (deducting salvage)	6 Direct Losses Incurred	7 Direct Losses Unpaid	8 Direct Defense and Cost Containment Expense Paid	9 Direct Defense and Cost Containment Expense Incurred	10 Direct Defense and Cost Containment Expense Unpaid	11 Commissions and Brokerage Expenses	12 Taxes, Licenses and Fees
	1 Direct Premiums Written	2 Direct Premiums Earned										
1. Fire	3,109,029	2,749,576	.0	815,110	529,632	529,029	173,469	.0	57	283	906,282	100,422
2.1 Allied lines	2,104,926	1,798,576	.0	583,583	715,395	1,094,462	596,878	3,059	6,228	3,174	748,512	67,989
2.2 Multiple peril crop0	.0	.0	.0	.0	.0	.0	.0	.0	.0	.0	.0
2.3 Federal flood0	.0	.0	.0	.0	.0	.0	.0	.0	.0	.0	.0
3. Farmowners multiple peril0	.0	.0	.0	.0	.0	.0	.0	.0	.0	.0	.0
4. Homeowners multiple peril	4,939,027	4,818,484	.0	2,677,468	2,557,234	2,940,592	1,567,641	28,282	50,674	52,599	1,494,550	159,531
5.1 Commercial multiple peril (non-liability portion)0	.0	.0	.0	.0	.0	.0	.0	.0	.0	.0	.0
5.2 Commercial multiple peril (liability portion)0	.0	.0	.0	.0	.0	.0	.0	.0	.0	.0	.0
6. Mortgage guaranty0	.0	.0	.0	.0	.0	.0	.0	.0	.0	.0	.0
8. Ocean marine	718,262	732,039	.0	333,454	1,485,175	3,054,057	1,649,756	1,328	1,332	4	190,483	23,200
9. Inland marine	1,000,772	957,262	.0	407,955	650,075	1,043,160	481,348	23,345	32,355	9,794	304,335	32,325
10. Financial guaranty0	.0	.0	.0	.0	.0	.0	.0	.0	.0	.0	.0
11. Medical professional liability0	.0	.0	.0	.0	.0	.0	.0	.0	.0	.0	.0
12. Earthquake0	.0	.0	.0	.0	.0	.0	.0	.0	.0	.0	.0
13. Group accident and health (b)0	.0	.0	.0	.0	.0	.0	.0	.0	.0	.0	.0
14. Credit accident and health (group and individual)0	.0	.0	.0	.0	.0	.0	.0	.0	.0	.0	.0
15.1 Collectively renewable accident and health (b)0	.0	.0	.0	.0	.0	.0	.0	.0	.0	.0	.0
15.2 Non-cancelable accident and health(b)0	.0	.0	.0	.0	.0	.0	.0	.0	.0	.0	.0
15.3 Guaranteed renewable accident and health(b)0	.0	.0	.0	.0	.0	.0	.0	.0	.0	.0	.0
15.4 Non-renewable for stated reasons only (b)0	.0	.0	.0	.0	.0	.0	.0	.0	.0	.0	.0
15.5 Other accident only0	.0	.0	.0	.0	.0	.0	.0	.0	.0	.0	.0
15.6 Medicare Title XVIII exempt from state taxes or fees0	.0	.0	.0	.0	.0	.0	.0	.0	.0	.0	.0
15.7 All other accident and health (b)	34,262	29,332	.0	4,930	10,456	12,765	2,309	.0	.0	.0	11,419	1,107
15.8 Federal employees health benefits program premium (b)0	.0	.0	.0	.0	.0	.0	.0	.0	.0	.0	.0
16. Workers' compensation0	.0	.0	.0	.0	.0	.0	.0	.0	.0	.0	.0
17.1 Other Liability - occurrence	528,759	657,039	.0	227,330	411,689	266,743	1,242,945	107,758	(163,857)	181,206	199,871	17,079
17.2 Other Liability - claims made0	.0	.0	.0	.0	.0	.0	.0	.0	.0	.0	.0
17.3 Excess workers' compensation0	.0	.0	.0	.0	.0	.0	.0	.0	.0	.0	.0
18. Products liability0	.0	.0	.0	.0	.0	.0	.0	.0	.0	.0	.0
19.1 Private passenger auto no-fault (personal injury protection)	200,131	198,081	.0	97,528	19,250	18,627	65,103	10,031	359	(6,007)	66,384	6,464
19.2 Other private passenger auto liability	2,852,062	2,923,218	.0	1,251,953	1,608,033	1,229,299	1,484,849	89,677	39,956	109,907	866,742	92,122
19.3 Commercial auto no-fault (personal injury protection)	10,025	10,025	.0	.0	.0	(1,500)	.0	.0	.0	.0	3,348	324
19.4 Other commercial auto liability	89,864	89,864	.0	.0	12,589	20,552	17,555	3,187	869	(2,037)	31,443	2,903
21.1 Private passenger auto physical damage	3,473,256	3,544,204	.0	1,660,161	4,479,325	5,533,690	1,414,239	13,840	10,502	1,857	923,539	112,186
21.2 Commercial auto physical damage	157,922	157,922	.0	.0	104,495	107,136	27,989	437	255	(182)	52,746	5,101
22. Aircraft (all perils)0	.0	.0	.0	.0	.0	.0	.0	.0	.0	.0	.0
23. Fidelity0	.0	.0	.0	.0	.0	.0	.0	.0	.0	.0	.0
24. Surety0	.0	.0	.0	.0	.0	.0	.0	.0	.0	.0	.0
26. Burglary and theft0	.0	.0	.0	.0	.0	.0	.0	.0	.0	.0	.0
27. Boiler and machinery0	.0	.0	.0	.0	.0	.0	.0	.0	.0	.0	.0
28. Credit0	.0	.0	.0	.0	.0	.0	.0	.0	.0	.0	.0
30. Warranty0	.0	.0	.0	.0	.0	.0	.0	.0	.0	.0	.0
34. Aggregate write-ins for other lines of business0	.0	.0	.0	.0	.0	.0	.0	.0	.0	.0	.0
35. TOTALS (a)	19,218,297	18,665,622	0	8,059,472	12,583,349	15,848,612	8,724,079	280,943	(21,269)	350,598	5,799,653	620,751
DETAILS OF WRITE-INS												
3401.												
3402.												
3403.												
3498. Summary of remaining write-ins for Line 34 from overflow page0	.0	.0	.0	.0	.0	.0	.0	.0	.0	.0	.0
3499. Totals (Lines 3401 thru 3403 plus 3498)(Line 34 above)0	.0	.0	.0	.0	.0	.0	.0	.0	.0	.0	.0

(a) Finance and service charges not included in Lines 1 to 35 \$ 251,264

(b) For health business on indicated lines report: Number of persons insured under PPO managed care products 0 and number of persons insured under indemnity only products 0

19.NY



ANNUAL STATEMENT FOR THE YEAR 2012 OF THE American Modern Home Insurance Co.

EXHIBIT OF PREMIUMS AND LOSSES (Statutory Page 14)

NAIC Group Code 0361

Direct Business in the state of North Carolina

During the Year 2012

NAIC Company Code 23469

Line of Business	Gross Premiums, Including Policy and Membership Fees, Less Return Premiums and Premiums on Policies not Taken		3 Dividends Paid or Credited to Policyholders on Direct Business	4 Direct Unearned Premium Reserves	5 Direct Losses Paid (deducting salvage)	6 Direct Losses Incurred	7 Direct Losses Unpaid	8 Direct Defense and Cost Containment Expense Paid	9 Direct Defense and Cost Containment Expense Incurred	10 Direct Defense and Cost Containment Expense Unpaid	11 Commissions and Brokerage Expenses	12 Taxes, Licenses and Fees
	1 Direct Premiums Written	2 Direct Premiums Earned										
1. Fire	3,371,349	3,230,594	.0	1,269,254	873,122	572,364	118,841	1,693	1,585	798	1,016,125	106,197
2.1 Allied lines	2,209,227	2,030,168	.0	888,414	968,562	797,475	214,587	722	1,496	805	805,705	69,591
2.2 Multiple peril crop0	.0	.0	.0	.0	.0	.0	.0	.0	.0	.0	.0
2.3 Federal flood0	.0	.0	.0	.0	.0	.0	.0	.0	.0	.0	.0
3. Farmowners multiple peril0	.0	.0	.0	.0	.0	.0	.0	.0	.0	.0	.0
4. Homeowners multiple peril	9,308,745	9,432,462	.0	5,125,283	3,939,580	3,820,131	1,246,180	15,299	585	6,810	2,908,052	293,225
5.1 Commercial multiple peril (non-liability portion)0	5,625	.0	.0	.0	.0	.0	.0	.0	.0	.0	.0
5.2 Commercial multiple peril (liability portion)0	.0	.0	.0	.0	.0	.0	.0	.0	.0	.0	.0
6. Mortgage guaranty0	.0	.0	.0	.0	.0	.0	.0	.0	.0	.0	.0
8. Ocean marine (178)0	64,415	.0	465	102,173	72,438	566	14	14	.0	(78)	.0
9. Inland marine	2,059,464	1,862,708	.0	751,755	781,182	1,039,089	405,513	459	748	575	577,886	64,873
10. Financial guaranty0	.0	.0	.0	.0	.0	.0	.0	.0	.0	.0	.0
11. Medical professional liability0	.0	.0	.0	.0	.0	.0	.0	.0	.0	.0	.0
12. Earthquake0	.0	.0	.0	.0	.0	.0	.0	.0	.0	.0	.0
13. Group accident and health (b)0	.0	.0	.0	.0	.0	.0	.0	.0	.0	.0	.0
14. Credit accident and health (group and individual)0	.0	.0	.0	.0	.0	.0	.0	.0	.0	.0	.0
15.1 Collectively renewable accident and health (b)0	.0	.0	.0	.0	.0	.0	.0	.0	.0	.0	.0
15.2 Non-cancelable accident and health(b)0	.0	.0	.0	.0	.0	.0	.0	.0	.0	.0	.0
15.3 Guaranteed renewable accident and health(b)0	.0	.0	.0	.0	.0	.0	.0	.0	.0	.0	.0
15.4 Non-renewable for stated reasons only (b)0	.0	.0	.0	.0	.0	.0	.0	.0	.0	.0	.0
15.5 Other accident only0	.0	.0	.0	.0	.0	.0	.0	.0	.0	.0	.0
15.6 Medicare Title XVIII exempt from state taxes or fees0	.0	.0	.0	.0	.0	.0	.0	.0	.0	.0	.0
15.7 All other accident and health (b)0	.0	.0	.0	.0	.0	.0	.0	.0	.0	.0	.0
15.8 Federal employees health benefits program premium (b)0	.0	.0	.0	.0	.0	.0	.0	.0	.0	.0	.0
16. Workers' compensation0	.0	.0	.0	.0	.0	.0	.0	.0	.0	.0	.0
17.1 Other Liability - occurrence	492,506	523,883	.0	80,676	94,032	32,857	225,054	44,182	65,723	23,881	133,518	15,514
17.2 Other Liability - claims made0	.0	.0	.0	.0	.0	.0	.0	.0	.0	.0	.0
17.3 Excess workers' compensation0	.0	.0	.0	.0	.0	.0	.0	.0	.0	.0	.0
18. Products liability0	.0	.0	.0	.0	.0	.0	.0	.0	.0	.0	.0
19.1 Private passenger auto no-fault (personal injury protection)0	.0	.0	.0	.0	.0	.0	.0	.0	.0	.0	.0
19.2 Other private passenger auto liability	118,227	123,674	.0	57,283	1,766	10,718	138,573	15,796	7,203	4,338	41,616	3,724
19.3 Commercial auto no-fault (personal injury protection)0	.0	.0	.0	.0	.0	.0	.0	.0	.0	.0	.0
19.4 Other commercial auto liability	93,341	93,341	.0	.0	5,305	64,758	61,655	787	2,417	1,631	31,624	2,940
21.1 Private passenger auto physical damage	426,256	477,664	.0	201,883	132,986	169,672	57,853	118	173	76	118,116	13,427
21.2 Commercial auto physical damage	106,705	106,705	.0	.0	36,503	39,538	5,057	.0	.0	.0	30,048	3,361
22. Aircraft (all perils)0	.0	.0	.0	.0	.0	.0	.0	.0	.0	.0	.0
23. Fidelity0	.0	.0	.0	.0	.0	.0	.0	.0	.0	.0	.0
24. Surety0	.0	.0	.0	.0	.0	.0	.0	.0	.0	.0	.0
26. Burglary and theft0	.0	.0	.0	.0	.0	.0	.0	.0	.0	.0	.0
27. Boiler and machinery0	.0	.0	.0	.0	.0	.0	.0	.0	.0	.0	.0
28. Credit0	.0	.0	.0	.0	.0	.0	.0	.0	.0	.0	.0
30. Warranty0	.0	.0	.0	.0	850	850	.0	4	4	.0	.0
34. Aggregate write-ins for other lines of business0	.0	.0	.0	.0	.0	.0	.0	.0	.0	.0	.0
35. TOTALS (a)	18,185,641	17,951,239	0	8,375,013	6,935,210	6,619,889	2,474,729	79,069	79,948	38,917	5,662,611	572,853
DETAILS OF WRITE-INS												
3401.												
3402.												
3403.												
3498. Summary of remaining write-ins for Line 34 from overflow page0	.0	.0	.0	.0	.0	.0	.0	.0	.0	.0	.0
3499. Totals (Lines 3401 thru 3403 plus 3498)(Line 34 above)0	.0	.0	.0	.0	.0	.0	.0	.0	.0	.0	.0

(a) Finance and service charges not included in Lines 1 to 35 \$ 238,355

(b) For health business on indicated lines report: Number of persons insured under PPO managed care products 0 and number of persons insured under indemnity only products 0

19 NC



ANNUAL STATEMENT FOR THE YEAR 2012 OF THE American Modern Home Insurance Co.

EXHIBIT OF PREMIUMS AND LOSSES (Statutory Page 14)

NAIC Group Code 0361

Direct Business in the state of North Dakota

During the Year 2012

NAIC Company Code 23469

Line of Business	Gross Premiums, Including Policy and Membership Fees, Less Return Premiums and Premiums on Policies not Taken		3 Dividends Paid or Credited to Policyholders on Direct Business	4 Direct Unearned Premium Reserves	5 Direct Losses Paid (deducting salvage)	6 Direct Losses Incurred	7 Direct Losses Unpaid	8 Direct Defense and Cost Containment Expense Paid	9 Direct Defense and Cost Containment Expense Incurred	10 Direct Defense and Cost Containment Expense Unpaid	11 Commissions and Brokerage Expenses	12 Taxes, Licenses and Fees
	1 Direct Premiums Written	2 Direct Premiums Earned										
1. Fire	426,864	393,715	.0	110,572	(612)	(1,960)	.0	.0	.0	.0	132,925	11,098
2.1 Allied lines	50,510	65,583	.0	24,631	81	(1,887)	13	.0	.0	.0	14,193	1,313
2.2 Multiple peril crop0	.0	.0	.0	.0	.0	.0	.0	.0	.0	.0	.0
2.3 Federal flood0	.0	.0	.0	.0	.0	.0	.0	.0	.0	.0	.0
3. Farmowners multiple peril0	.0	.0	.0	.0	.0	.0	.0	.0	.0	.0	.0
4. Homeowners multiple peril	1,032,212	806,812	.0	598,823	340,347	374,489	66,554	8	66	110	357,145	26,838
5.1 Commercial multiple peril (non-liability portion)0	.0	.0	.0	.0	.0	.0	.0	.0	.0	.0	.0
5.2 Commercial multiple peril (liability portion)0	.0	.0	.0	.0	.0	.0	.0	.0	.0	.0	.0
6. Mortgage guaranty0	.0	.0	.0	.0	.0	.0	.0	.0	.0	.0	.0
8. Ocean marine	19,343	18,168	.0	8,068	1,718	1,284	9	.0	.0	.0	6,083	503
9. Inland marine	15,342	16,001	.0	1,704	.0	(14,020)	5	.0	(62)	.0	5,555	399
10. Financial guaranty0	.0	.0	.0	.0	.0	.0	.0	.0	.0	.0	.0
11. Medical professional liability0	.0	.0	.0	.0	.0	.0	.0	.0	.0	.0	.0
12. Earthquake0	.0	.0	.0	.0	.0	.0	.0	.0	.0	.0	.0
13. Group accident and health (b)0	.0	.0	.0	.0	.0	.0	.0	.0	.0	.0	.0
14. Credit accident and health (group and individual)0	.0	.0	.0	.0	.0	.0	.0	.0	.0	.0	.0
15.1 Collectively renewable accident and health (b)0	.0	.0	.0	.0	.0	.0	.0	.0	.0	.0	.0
15.2 Non-cancelable accident and health(b)0	.0	.0	.0	.0	.0	.0	.0	.0	.0	.0	.0
15.3 Guaranteed renewable accident and health(b)0	.0	.0	.0	.0	.0	.0	.0	.0	.0	.0	.0
15.4 Non-renewable for stated reasons only (b)0	.0	.0	.0	.0	.0	.0	.0	.0	.0	.0	.0
15.5 Other accident only0	.0	.0	.0	.0	.0	.0	.0	.0	.0	.0	.0
15.6 Medicare Title XVIII exempt from state taxes or fees0	.0	.0	.0	.0	.0	.0	.0	.0	.0	.0	.0
15.7 All other accident and health (b)0	.0	.0	.0	.0	.0	.0	.0	.0	.0	.0	.0
15.8 Federal employees health benefits program premium (b)0	.0	.0	.0	.0	.0	.0	.0	.0	.0	.0	.0
16. Workers' compensation0	.0	.0	.0	.0	.0	.0	.0	.0	.0	.0	.0
17.1 Other Liability - occurrence	2,799,253	2,800,844	.0	7,193	2,214,548	3,582,709	3,411,880	.0	.0	.0	1,003,812	72,781
17.2 Other Liability - claims made0	.0	.0	.0	.0	.0	.0	.0	.0	.0	.0	.0
17.3 Excess workers' compensation0	.0	.0	.0	.0	.0	.0	.0	.0	.0	.0	.0
18. Products liability0	.0	.0	.0	.0	.0	.0	.0	.0	.0	.0	.0
19.1 Private passenger auto no-fault (personal injury protection)	1,392	1,509	.0	720	.0	.0	.0	.0	.0	.0	355	36
19.2 Other private passenger auto liability	60,363	63,892	.0	28,461	707	197	572	.0	23	52	16,087	1,569
19.3 Commercial auto no-fault (personal injury protection)	657	657	.0	.0	.0	.0	.0	.0	.0	.0	219	17
19.4 Other commercial auto liability	18,492	18,492	.0	.0	812	191	100	.0	.0	.0	6,176	481
21.1 Private passenger auto physical damage	136,803	161,120	.0	62,079	44,735	63,637	24,678	38	73	5	38,606	3,557
21.2 Commercial auto physical damage	27,163	27,163	.0	.0	1,729	782	49	.0	.0	.0	9,072	706
22. Aircraft (all perils)0	.0	.0	.0	.0	.0	.0	.0	.0	.0	.0	.0
23. Fidelity0	.0	.0	.0	.0	.0	.0	.0	.0	.0	.0	.0
24. Surety0	.0	.0	.0	.0	.0	.0	.0	.0	.0	.0	.0
26. Burglary and theft0	.0	.0	.0	.0	.0	.0	.0	.0	.0	.0	.0
27. Boiler and machinery0	.0	.0	.0	.0	.0	.0	.0	.0	.0	.0	.0
28. Credit0	.0	.0	.0	.0	.0	.0	.0	.0	.0	.0	.0
30. Warranty	5,625	19,743	.0	55,683	1,734	1,138	(478)	.0	(14)	(14)	1,932	146
34. Aggregate write-ins for other lines of business0	.0	.0	.0	.0	.0	.0	.0	.0	.0	.0	.0
35. TOTALS (a)	4,594,018	4,393,698	0	897,936	2,605,799	4,006,560	3,503,383	47	86	153	1,592,162	119,444
DETAILS OF WRITE-INS												
3401.												
3402.												
3403.												
3498. Summary of remaining write-ins for Line 34 from overflow page0	.0	.0	.0	.0	.0	.0	.0	.0	.0	.0	.0
3499. Totals (Lines 3401 thru 3403 plus 3498)(Line 34 above)0	.0	.0	.0	.0	.0	.0	.0	.0	.0	.0	.0

(a) Finance and service charges not included in Lines 1 to 35 \$ 16,513

(b) For health business on indicated lines report: Number of persons insured under PPO managed care products 0 and number of persons insured under indemnity only products 0

19 ND



ANNUAL STATEMENT FOR THE YEAR 2012 OF THE American Modern Home Insurance Co.

EXHIBIT OF PREMIUMS AND LOSSES (Statutory Page 14)

NAIC Group Code 0361

Direct Business in the state of Ohio

During the Year 2012

NAIC Company Code 23469

Line of Business	Gross Premiums, Including Policy and Membership Fees, Less Return Premiums and Premiums on Policies not Taken		3 Dividends Paid or Credited to Policyholders on Direct Business	4 Direct Unearned Premium Reserves	5 Direct Losses Paid (deducting salvage)	6 Direct Losses Incurred	7 Direct Losses Unpaid	8 Direct Defense and Cost Containment Expense Paid	9 Direct Defense and Cost Containment Expense Incurred	10 Direct Defense and Cost Containment Expense Unpaid	11 Commissions and Brokerage Expenses	12 Taxes, Licenses and Fees
	1 Direct Premiums Written	2 Direct Premiums Earned										
1. Fire	2,413,297	2,514,615	.0	800,781	1,153,141	1,087,470	731,554	9,323	12,444	5,802	681,515	104,013
2.1 Allied lines	1,460,359	1,494,311	.0	511,502	1,603,896	1,896,303	517,842	9,008	18,326	9,347	421,898	62,941
2.2 Multiple peril crop	.0	.0	.0	.0	.0	.0	.0	.0	.0	.0	.0	.0
2.3 Federal flood	.0	.0	.0	.0	.0	.0	.0	.0	.0	.0	.0	.0
3. Farmowners multiple peril	.0	.0	.0	.0	.0	.0	.0	.0	.0	.0	.0	.0
4. Homeowners multiple peril	1,982,865	1,939,820	.0	1,180,830	611,875	541,695	230,471	8,183	22,273	14,609	592,678	85,462
5.1 Commercial multiple peril (non-liability portion)	1,427,835	1,018,887	.0	840,879	1,250,235	1,317,380	212,500	4,175	42,907	38,732	300,559	61,540
5.2 Commercial multiple peril (liability portion)	248,996	187,253	.0	145,040	20,933	83,723	62,789	20	1,487	1,467	50,372	10,732
6. Mortgage guaranty	.0	.0	.0	.0	.0	.0	.0	.0	.0	.0	.0	.0
8. Ocean marine	130,831	80,963	.0	57,357	52,696	169,478	116,782	.0	.0	.0	43,672	5,639
9. Inland marine	1,714,849	2,278,767	.0	778,736	618,553	938,969	538,775	11,625	16,499	5,651	572,417	73,910
10. Financial guaranty	.0	.0	.0	.0	.0	.0	.0	.0	.0	.0	.0	.0
11. Medical professional liability	.0	.0	.0	.0	.0	.0	.0	.0	.0	.0	.0	.0
12. Earthquake	45,108	36,157	.0	19,804	.0	.0	.0	.0	.0	.0	14,606	1,944
13. Group accident and health (b)	.0	.0	.0	.0	.0	.0	.0	.0	.0	.0	.0	.0
14. Credit accident and health (group and individual)	.0	.0	.0	.0	.0	.0	.0	.0	.0	.0	.0	.0
15.1 Collectively renewable accident and health (b)	.0	.0	.0	.0	.0	.0	.0	.0	.0	.0	.0	.0
15.2 Non-cancelable accident and health(b)	.0	.0	.0	.0	.0	.0	.0	.0	.0	.0	.0	.0
15.3 Guaranteed renewable accident and health(b)	.0	.0	.0	.0	.0	.0	.0	.0	.0	.0	.0	.0
15.4 Non-renewable for stated reasons only (b)	.0	.0	.0	.0	.0	.0	.0	.0	.0	.0	.0	.0
15.5 Other accident only	.0	.0	.0	.0	.0	.0	.0	.0	.0	.0	.0	.0
15.6 Medicare Title XVIII exempt from state taxes or fees	.0	.0	.0	.0	.0	.0	.0	.0	.0	.0	.0	.0
15.7 All other accident and health (b)	.0	.0	.0	.0	.0	.0	.0	.0	.0	.0	.0	.0
15.8 Federal employees health benefits program premium (b)	.0	.0	.0	.0	.0	.0	.0	.0	.0	.0	.0	.0
16. Workers' compensation	.0	.0	.0	.0	.0	.0	.0	.0	.0	.0	.0	.0
17.1 Other Liability - occurrence	806,313	835,222	.0	44,189	569,073	(34,900)	1,016,289	117,310	94,924	246,757	271,566	34,752
17.2 Other Liability - claims made	.0	.0	.0	.0	.0	.0	.0	.0	.0	.0	.0	.0
17.3 Excess workers' compensation	.0	.0	.0	.0	.0	.0	.0	.0	.0	.0	.0	.0
18. Products liability	.0	.0	.0	.0	.0	.0	.0	.0	.0	.0	.0	.0
19.1 Private passenger auto no-fault (personal injury protection)	.0	.0	.0	.0	.0	.0	.0	.0	.0	.0	.0	.0
19.2 Other private passenger auto liability	326,062	308,472	.0	157,019	22,728	74,090	63,001	64	56	88	110,502	14,053
19.3 Commercial auto no-fault (personal injury protection)	290	290	.0	.0	.0	.0	.0	.0	.0	.0	97	12
19.4 Other commercial auto liability	44,165	44,165	.0	.0	1,713	1,924	212	.0	.0	.0	14,968	1,904
21.1 Private passenger auto physical damage	905,396	964,629	.0	445,085	253,552	260,860	36,869	47	87	26	296,155	39,023
21.2 Commercial auto physical damage	67,278	67,278	.0	.0	23,727	23,454	674	.0	.0	.0	22,377	2,900
22. Aircraft (all perils)	.0	.0	.0	.0	.0	.0	.0	.0	.0	.0	.0	.0
23. Fidelity	.0	.0	.0	.0	.0	.0	.0	.0	.0	.0	.0	.0
24. Surety	.0	.0	.0	.0	.0	.0	.0	.0	.0	.0	.0	.0
26. Burglary and theft	.0	.0	.0	.0	.0	.0	.0	.0	.0	.0	.0	.0
27. Boiler and machinery	.0	.0	.0	.0	.0	.0	.0	.0	.0	.0	.0	.0
28. Credit	.0	.0	.0	.0	.0	.0	.0	.0	.0	.0	.0	.0
30. Warranty	113,948	528,200	.0	1,291,345	867,224	641,918	(205,714)	.0	(6,896)	(7,125)	39,141	4,911
34. Aggregate write-ins for other lines of business	.0	.0	.0	.0	.0	.0	.0	.0	.0	.0	.0	.0
35. TOTALS (a)	11,687,593	12,299,029	0	6,272,567	7,049,345	7,002,364	3,322,045	159,754	202,106	315,353	3,432,522	503,735
DETAILS OF WRITE-INS												
3401.												
3402.												
3403.												
3498. Summary of remaining write-ins for Line 34 from overflow page	.0	.0	.0	.0	.0	.0	.0	.0	.0	.0	.0	.0
3499. Totals (Lines 3401 thru 3403 plus 3498)(Line 34 above)	.0	.0	.0	.0	.0	.0	.0	.0	.0	.0	.0	.0

(a) Finance and service charges not included in Lines 1 to 35 \$ 82,246

(b) For health business on indicated lines report: Number of persons insured under PPO managed care products 0 and number of persons insured under indemnity only products 0

19 OH



ANNUAL STATEMENT FOR THE YEAR 2012 OF THE American Modern Home Insurance Co.

EXHIBIT OF PREMIUMS AND LOSSES (Statutory Page 14)

NAIC Group Code 0361

Direct Business in the state of Oklahoma

During the Year 2012

NAIC Company Code 23469

Line of Business	Gross Premiums, Including Policy and Membership Fees, Less Return Premiums and Premiums on Policies not Taken		3 Dividends Paid or Credited to Policyholders on Direct Business	4 Direct Unearned Premium Reserves	5 Direct Losses Paid (deducting salvage)	6 Direct Losses Incurred	7 Direct Losses Unpaid	8 Direct Defense and Cost Containment Expense Paid	9 Direct Defense and Cost Containment Expense Incurred	10 Direct Defense and Cost Containment Expense Unpaid	11 Commissions and Brokerage Expenses	12 Taxes, Licenses and Fees
	1 Direct Premiums Written	2 Direct Premiums Earned										
1. Fire	4,489,123	4,069,775	.0	2,298,675	1,381,148	1,540,100	563,063	7,985	11,748	4,155	1,203,085	131,980
2.1 Allied lines	2,863,865	2,622,436	.0	1,438,753	5,073,532	5,582,542	854,219	3,710	7,548	3,849	1,041,301	84,198
2.2 Multiple peril crop0	.0	.0	.0	.0	.0	.0	.0	.0	.0	.0	.0
2.3 Federal flood0	.0	.0	.0	.0	.0	.0	.0	.0	.0	.0	.0
3. Farmowners multiple peril0	.0	.0	.0	.0	.0	.0	.0	.0	.0	.0	.0
4. Homeowners multiple peril	12,725,853	10,936,359	.0	6,719,238	7,868,034	8,401,507	1,630,672	16,878	(6,091)	6,892	4,298,793	374,140
5.1 Commercial multiple peril (non-liability portion)	90,214	28,283	.0	61,931	.0	.0	.0	.0	.0	.0	17,520	2,652
5.2 Commercial multiple peril (liability portion)	9,215	2,731	.0	6,484	.0	.0	.0	.0	.0	.0	1,774	271
6. Mortgage guaranty0	.0	.0	.0	.0	.0	.0	.0	.0	.0	.0	.0
8. Ocean marine	424,755	422,468	.0	193,119	234,497	208,886	47,274	19	19	.0	122,669	12,488
9. Inland marine	3,882,679	3,741,499	.0	1,430,344	1,882,252	2,217,893	746,302	7,367	9,556	3,129	1,385,728	114,151
10. Financial guaranty0	.0	.0	.0	.0	.0	.0	.0	.0	.0	.0	.0
11. Medical professional liability0	.0	.0	.0	.0	.0	.0	.0	.0	.0	.0	.0
12. Earthquake0	.0	.0	.0	.0	.0	.0	.0	.0	.0	.0	.0
13. Group accident and health (b)0	.0	.0	.0	.0	.0	.0	.0	.0	.0	.0	.0
14. Credit accident and health (group and individual)0	.0	.0	.0	.0	.0	.0	.0	.0	.0	.0	.0
15.1 Collectively renewable accident and health (b)0	.0	.0	.0	.0	.0	.0	.0	.0	.0	.0	.0
15.2 Non-cancelable accident and health(b)0	.0	.0	.0	.0	.0	.0	.0	.0	.0	.0	.0
15.3 Guaranteed renewable accident and health(b)0	.0	.0	.0	.0	.0	.0	.0	.0	.0	.0	.0
15.4 Non-renewable for stated reasons only (b)0	.0	.0	.0	.0	.0	.0	.0	.0	.0	.0	.0
15.5 Other accident only0	.0	.0	.0	.0	.0	.0	.0	.0	.0	.0	.0
15.6 Medicare Title XVIII exempt from state taxes or fees0	.0	.0	.0	.0	.0	.0	.0	.0	.0	.0	.0
15.7 All other accident and health (b)	713	550	.0	163	18	36	18	.0	.0	.0	238	21
15.8 Federal employees health benefits program premium (b)0	.0	.0	.0	.0	.0	.0	.0	.0	.0	.0	.0
16. Workers' compensation0	.0	.0	.0	.0	.0	.0	.0	.0	.0	.0	.0
17.1 Other Liability - occurrence	534,140	539,935	.0	248,677	70,524	308,135	466,788	6,421	(40,212)	1,732	176,320	15,704
17.2 Other Liability - claims made0	.0	.0	.0	.0	.0	.0	.0	.0	.0	.0	.0
17.3 Excess workers' compensation0	.0	.0	.0	.0	.0	.0	.0	.0	.0	.0	.0
18. Products liability0	.0	.0	.0	.0	.0	.0	.0	.0	.0	.0	.0
19.1 Private passenger auto no-fault (personal injury protection)0	.0	.0	.0	.0	.0	.0	.0	.0	.0	.0	.0
19.2 Other private passenger auto liability	101,243	100,756	.0	48,803	76,263	3,433	60,306	2,206	1,765	174	29,107	2,977
19.3 Commercial auto no-fault (personal injury protection)0	.0	.0	.0	.0	.0	.0	.0	.0	.0	.0	.0
19.4 Other commercial auto liability	56	56	.0	.0	.0	.0	.0	.0	.0	.0	16	2
21.1 Private passenger auto physical damage	367,272	343,861	.0	188,619	141,650	132,899	39,102	4	163	9	121,163	10,798
21.2 Commercial auto physical damage	408	408	.0	.0	.0	.0	.0	.0	.0	.0	130	12
22. Aircraft (all perils)0	.0	.0	.0	.0	.0	.0	.0	.0	.0	.0	.0
23. Fidelity0	.0	.0	.0	.0	.0	.0	.0	.0	.0	.0	.0
24. Surety0	.0	.0	.0	.0	.0	.0	.0	.0	.0	.0	.0
26. Burglary and theft0	.0	.0	.0	.0	.0	.0	.0	.0	.0	.0	.0
27. Boiler and machinery0	.0	.0	.0	.0	.0	.0	.0	.0	.0	.0	.0
28. Credit0	.0	.0	.0	.0	.0	.0	.0	.0	.0	.0	.0
30. Warranty0	.0	.0	.0	.0	.0	.0	.0	.0	.0	.0	.0
34. Aggregate write-ins for other lines of business0	.0	.0	.0	.0	.0	.0	.0	.0	.0	.0	.0
35. TOTALS (a)	25,489,537	22,809,117	0	12,634,807	16,727,919	18,395,430	4,407,744	44,589	(15,504)	19,941	8,397,844	749,392
DETAILS OF WRITE-INS												
3401.												
3402.												
3403.												
3498. Summary of remaining write-ins for Line 34 from overflow page0	.0	.0	.0	.0	.0	.0	.0	.0	.0	.0	.0
3499. Totals (Lines 3401 thru 3403 plus 3498)(Line 34 above)0	.0	.0	.0	.0	.0	.0	.0	.0	.0	.0	.0

(a) Finance and service charges not included in Lines 1 to 35 \$ 169,448

(b) For health business on indicated lines report: Number of persons insured under PPO managed care products 0 and number of persons insured under indemnity only products 0

19 OK



ANNUAL STATEMENT FOR THE YEAR 2012 OF THE American Modern Home Insurance Co.

EXHIBIT OF PREMIUMS AND LOSSES (Statutory Page 14)

NAIC Group Code 0361

Direct Business in the state of Oregon

During the Year 2012

NAIC Company Code 23469

Line of Business	Gross Premiums, Including Policy and Membership Fees, Less Return Premiums and Premiums on Policies not Taken		3 Dividends Paid or Credited to Policyholders on Direct Business	4 Direct Unearned Premium Reserves	5 Direct Losses Paid (deducting salvage)	6 Direct Losses Incurred	7 Direct Losses Unpaid	8 Direct Defense and Cost Containment Expense Paid	9 Direct Defense and Cost Containment Expense Incurred	10 Direct Defense and Cost Containment Expense Unpaid	11 Commissions and Brokerage Expenses	12 Taxes, Licenses and Fees
	1 Direct Premiums Written	2 Direct Premiums Earned										
1. Fire	477,804	525,620	.0	166,159	.0	(2,987)	3,351	.0	15	15	132,065	15,051
2.1 Allied lines	316,261	338,457	.0	113,486	22,228	19,751	3,470	4,808	9,791	4,989	121,666	9,962
2.2 Multiple peril crop0	.0	.0	.0	.0	.0	.0	.0	.0	.0	.0	.0
2.3 Federal flood0	.0	.0	.0	.0	.0	.0	.0	.0	.0	.0	.0
3. Farmowners multiple peril0	.0	.0	.0	.0	.0	.0	.0	.0	.0	.0	.0
4. Homeowners multiple peril	1,178,373	1,181,951	.0	640,747	524,755	470,855	302,938	5,399	4,561	1,511	425,628	37,119
5.1 Commercial multiple peril (non-liability portion)0	.0	.0	.0	.0	.0	.0	.0	.0	.0	.0	.0
5.2 Commercial multiple peril (liability portion)0	.0	.0	.0	.0	.0	.0	.0	.0	.0	.0	.0
6. Mortgage guaranty0	.0	.0	.0	.0	.0	.0	.0	.0	.0	.0	.0
8. Ocean marine	(625)	8,806	.0	.0	.0	.0	.0	.0	.0	.0	(125)	.0
9. Inland marine	371,212	266,361	.0	120,399	54,467	68,596	30,147	580	857	277	125,135	11,693
10. Financial guaranty0	.0	.0	.0	.0	.0	.0	.0	.0	.0	.0	.0
11. Medical professional liability0	.0	.0	.0	.0	.0	.0	.0	.0	.0	.0	.0
12. Earthquake	694,562	486,703	.0	376,651	.0	.0	.0	.0	.0	.0	218,162	21,879
13. Group accident and health (b)0	.0	.0	.0	.0	.0	.0	.0	.0	.0	.0	.0
14. Credit accident and health (group and individual)0	.0	.0	.0	.0	.0	.0	.0	.0	.0	.0	.0
15.1 Collectively renewable accident and health (b)0	.0	.0	.0	.0	.0	.0	.0	.0	.0	.0	.0
15.2 Non-cancelable accident and health(b)0	.0	.0	.0	.0	.0	.0	.0	.0	.0	.0	.0
15.3 Guaranteed renewable accident and health(b)0	.0	.0	.0	.0	.0	.0	.0	.0	.0	.0	.0
15.4 Non-renewable for stated reasons only (b)0	.0	.0	.0	.0	.0	.0	.0	.0	.0	.0	.0
15.5 Other accident only0	.0	.0	.0	.0	.0	.0	.0	.0	.0	.0	.0
15.6 Medicare Title XVIII exempt from state taxes or fees0	.0	.0	.0	.0	.0	.0	.0	.0	.0	.0	.0
15.7 All other accident and health (b)0	.0	.0	.0	.0	.0	.0	.0	.0	.0	.0	.0
15.8 Federal employees health benefits program premium (b)0	.0	.0	.0	.0	.0	.0	.0	.0	.0	.0	.0
16. Workers' compensation0	.0	.0	.0	.0	.0	.0	.0	.0	.0	.0	.0
17.1 Other Liability - occurrence	15,491	21,224	.0	6,393	(376)	(3,326)	.0	.0	.0	.0	4,934	488
17.2 Other Liability - claims made0	.0	.0	.0	.0	.0	.0	.0	.0	.0	.0	.0
17.3 Excess workers' compensation0	.0	.0	.0	.0	.0	.0	.0	.0	.0	.0	.0
18. Products liability0	.0	.0	.0	.0	.0	.0	.0	.0	.0	.0	.0
19.1 Private passenger auto no-fault (personal injury protection)	8,672	9,101	.0	4,338	(152)	(5,405)	20	.0	.0	.0	3,092	273
19.2 Other private passenger auto liability	102,105	99,413	.0	49,701	6,437	6,106	870	.0	.0	.0	31,387	3,216
19.3 Commercial auto no-fault (personal injury protection)	631	631	.0	.0	.0	.0	.0	.0	.0	.0	211	20
19.4 Other commercial auto liability	54,626	54,626	.0	.0	6,733	(1,777)	832	.0	.0	.0	17,666	1,721
21.1 Private passenger auto physical damage	361,509	379,730	.0	179,425	136,437	130,294	18,270	5,370	6,080	710	112,357	11,388
21.2 Commercial auto physical damage	82,384	82,384	.0	.0	31,980	30,981	929	77	45	(32)	24,806	2,595
22. Aircraft (all perils)0	.0	.0	.0	.0	.0	.0	.0	.0	.0	.0	.0
23. Fidelity0	.0	.0	.0	.0	.0	.0	.0	.0	.0	.0	.0
24. Surety0	.0	.0	.0	.0	.0	.0	.0	.0	.0	.0	.0
26. Burglary and theft0	.0	.0	.0	.0	.0	.0	.0	.0	.0	.0	.0
27. Boiler and machinery0	.0	.0	.0	.0	.0	.0	.0	.0	.0	.0	.0
28. Credit0	.0	.0	.0	.0	.0	.0	.0	.0	.0	.0	.0
30. Warranty0	.0	.0	.0	.0	.0	.0	.0	.0	.0	.0	.0
34. Aggregate write-ins for other lines of business0	.0	.0	.0	.0	.0	.0	.0	.0	.0	.0	.0
35. TOTALS (a)	3,663,007	3,455,009	0	1,657,300	782,509	713,088	360,827	16,233	21,348	7,470	1,216,985	115,404
DETAILS OF WRITE-INS												
3401.												
3402.												
3403.												
3498. Summary of remaining write-ins for Line 34 from overflow page0	.0	.0	.0	.0	.0	.0	.0	.0	.0	.0	.0
3499. Totals (Lines 3401 thru 3403 plus 3498)(Line 34 above)0	.0	.0	.0	.0	.0	.0	.0	.0	.0	.0	.0

(a) Finance and service charges not included in Lines 1 to 35 \$ 19,117

(b) For health business on indicated lines report: Number of persons insured under PPO managed care products 0 and number of persons insured under indemnity only products 0

19 OR



ANNUAL STATEMENT FOR THE YEAR 2012 OF THE American Modern Home Insurance Co.

EXHIBIT OF PREMIUMS AND LOSSES (Statutory Page 14)

NAIC Group Code 0361

Direct Business in the state of Pennsylvania

During the Year 2012

NAIC Company Code 23469

Line of Business	Gross Premiums, Including Policy and Membership Fees, Less Return Premiums and Premiums on Policies not Taken		3 Dividends Paid or Credited to Policyholders on Direct Business	4 Direct Unearned Premium Reserves	5 Direct Losses Paid (deducting salvage)	6 Direct Losses Incurred	7 Direct Losses Unpaid	8 Direct Defense and Cost Containment Expense Paid	9 Direct Defense and Cost Containment Expense Incurred	10 Direct Defense and Cost Containment Expense Unpaid	11 Commissions and Brokerage Expenses	12 Taxes, Licenses and Fees
	1 Direct Premiums Written	2 Direct Premiums Earned										
1. Fire	2,687,798	2,519,199	.0	731,289	909,130	788,111	146,794	2,953	4,008	1,547	876,491	124,983
2.1 Allied lines	1,896,241	1,688,595	.0	565,600	682,995	627,397	304,413	31,319	63,541	32,500	707,108	88,175
2.2 Multiple peril crop0	.0	.0	.0	.0	.0	.0	.0	.0	.0	.0	.0
2.3 Federal flood0	.0	.0	.0	.0	.0	.0	.0	.0	.0	.0	.0
3. Farmowners multiple peril0	.0	.0	.0	.0	.0	.0	.0	.0	.0	.0	.0
4. Homeowners multiple peril	3,585,554	3,752,318	.0	1,999,351	1,186,278	1,257,147	462,054	4,783	15,014	16,321	1,081,045	166,728
5.1 Commercial multiple peril (non-liability portion)0	.0	.0	.0	.0	.0	.0	.0	.0	.0	.0	.0
5.2 Commercial multiple peril (liability portion)0	.0	.0	.0	.0	.0	.0	.0	.0	.0	.0	.0
6. Mortgage guaranty0	.0	.0	.0	.0	.0	.0	.0	.0	.0	.0	.0
8. Ocean marine	174,281	170,566	.0	78,377	99,243	103,212	15,571	.0	.0	.0	50,297	8,104
9. Inland marine	1,201,625	1,082,977	.0	365,719	580,958	761,521	285,454	7,875	11,073	3,296	422,251	55,876
10. Financial guaranty0	.0	.0	.0	.0	.0	.0	.0	.0	.0	.0	.0
11. Medical professional liability0	.0	.0	.0	.0	.0	.0	.0	.0	.0	.0	.0
12. Earthquake0	.0	.0	.0	.0	.0	.0	.0	.0	.0	.0	.0
13. Group accident and health (b)0	.0	.0	.0	.0	.0	.0	.0	.0	.0	.0	.0
14. Credit accident and health (group and individual)0	.0	.0	.0	.0	.0	.0	.0	.0	.0	.0	.0
15.1 Collectively renewable accident and health (b)0	.0	.0	.0	.0	.0	.0	.0	.0	.0	.0	.0
15.2 Non-cancelable accident and health(b)0	.0	.0	.0	.0	.0	.0	.0	.0	.0	.0	.0
15.3 Guaranteed renewable accident and health(b)0	.0	.0	.0	.0	.0	.0	.0	.0	.0	.0	.0
15.4 Non-renewable for stated reasons only (b)0	.0	.0	.0	.0	.0	.0	.0	.0	.0	.0	.0
15.5 Other accident only0	.0	.0	.0	.0	.0	.0	.0	.0	.0	.0	.0
15.6 Medicare Title XVIII exempt from state taxes or fees0	.0	.0	.0	.0	.0	.0	.0	.0	.0	.0	.0
15.7 All other accident and health (b)0	.0	.0	.0	.0	.0	.0	.0	.0	.0	.0	.0
15.8 Federal employees health benefits program premium (b)0	.0	.0	.0	.0	.0	.0	.0	.0	.0	.0	.0
16. Workers' compensation0	.0	.0	.0	.0	.0	.0	.0	.0	.0	.0	.0
17.1 Other Liability - occurrence	258,097	259,179	.0	90,649	185,586	521,320	377,875	4,089	8,994	5,146	66,563	12,002
17.2 Other Liability - claims made0	.0	.0	.0	.0	.0	.0	.0	.0	.0	.0	.0
17.3 Excess workers' compensation0	.0	.0	.0	.0	.0	.0	.0	.0	.0	.0	.0
18. Products liability0	.0	.0	.0	.0	.0	.0	.0	.0	.0	.0	.0
19.1 Private passenger auto no-fault (personal injury protection)	78,907	78,904	.0	38,611	215	(10,411)	142	.0	(81)	.0	27,641	3,669
19.2 Other private passenger auto liability	950,474	992,860	.0	436,327	413,410	280,964	296,667	21,851	16,189	26,541	301,871	44,197
19.3 Commercial auto no-fault (personal injury protection)	16,264	16,264	.0	.0	.0	.0	.0	.0	.0	.0	5,497	756
19.4 Other commercial auto liability	101,808	101,808	.0	.0	45,227	54,153	10,586	.0	(1,083)	181	40,510	4,734
21.1 Private passenger auto physical damage	1,848,036	1,889,580	.0	903,655	352,798	203,762	129,883	5,978	6,786	801	619,462	85,934
21.2 Commercial auto physical damage	161,602	161,602	.0	.0	49,348	33,771	1,402	.0	.0	.0	53,959	7,515
22. Aircraft (all perils)0	.0	.0	.0	.0	.0	.0	.0	.0	.0	.0	.0
23. Fidelity0	.0	.0	.0	.0	.0	.0	.0	.0	.0	.0	.0
24. Surety0	.0	.0	.0	.0	.0	.0	.0	.0	.0	.0	.0
26. Burglary and theft0	.0	.0	.0	.0	.0	.0	.0	.0	.0	.0	.0
27. Boiler and machinery0	.0	.0	.0	.0	.0	.0	.0	.0	.0	.0	.0
28. Credit0	.0	.0	.0	.0	.0	.0	.0	.0	.0	.0	.0
30. Warranty0	.0	.0	.0	.0	.0	.0	.0	.0	.0	.0	.0
34. Aggregate write-ins for other lines of business0	.0	.0	.0	.0	.0	.0	.0	.0	.0	.0	.0
35. TOTALS (a)	12,960,687	12,713,852	0	5,209,578	4,505,189	4,620,948	2,030,840	78,848	124,441	86,333	4,252,694	602,672
DETAILS OF WRITE-INS												
3401.												
3402.												
3403.												
3498. Summary of remaining write-ins for Line 34 from overflow page0	.0	.0	.0	.0	.0	.0	.0	.0	.0	.0	.0
3499. Totals (Lines 3401 thru 3403 plus 3498)(Line 34 above)0	.0	.0	.0	.0	.0	.0	.0	.0	.0	.0	.0

(a) Finance and service charges not included in Lines 1 to 35 \$ 122,671

(b) For health business on indicated lines report: Number of persons insured under PPO managed care products 0 and number of persons insured under indemnity only products 0

19.PA



ANNUAL STATEMENT FOR THE YEAR 2012 OF THE American Modern Home Insurance Co.

EXHIBIT OF PREMIUMS AND LOSSES (Statutory Page 14)

NAIC Group Code 0361

Direct Business in the state of Rhode Island

During the Year 2012

NAIC Company Code 23469

Line of Business	Gross Premiums, Including Policy and Membership Fees, Less Return Premiums and Premiums on Policies not Taken		3 Dividends Paid or Credited to Policyholders on Direct Business	4 Direct Unearned Premium Reserves	5 Direct Losses Paid (deducting salvage)	6 Direct Losses Incurred	7 Direct Losses Unpaid	8 Direct Defense and Cost Containment Expense Paid	9 Direct Defense and Cost Containment Expense Incurred	10 Direct Defense and Cost Containment Expense Unpaid	11 Commissions and Brokerage Expenses	12 Taxes, Licenses and Fees
	1 Direct Premiums Written	2 Direct Premiums Earned										
1. Fire	204,212	209,427	.0	35,831	70,652	76,409	7,243	.0	.0	.0	66,185	7,760
2.1 Allied lines	194,650	167,244	.0	59,141	80,392	(6,916)	30,551	1,463	2,977	1,518	60,536	7,397
2.2 Multiple peril crop0	.0	.0	.0	.0	.0	.0	.0	.0	.0	.0	.0
2.3 Federal flood0	.0	.0	.0	.0	.0	.0	.0	.0	.0	.0	.0
3. Farmowners multiple peril0	.0	.0	.0	.0	.0	.0	.0	.0	.0	.0	.0
4. Homeowners multiple peril	244,027	241,712	.0	135,012	116,201	109,834	65,064	102	(329)	40	70,304	9,273
5.1 Commercial multiple peril (non-liability portion)0	.0	.0	.0	.0	.0	.0	.0	.0	.0	.0	.0
5.2 Commercial multiple peril (liability portion)0	.0	.0	.0	.0	.0	.0	.0	.0	.0	.0	.0
6. Mortgage guaranty0	.0	.0	.0	.0	.0	.0	.0	.0	.0	.0	.0
8. Ocean marine0	771	.0	.0	.0	.0	.0	.0	.0	.0	.0	.0
9. Inland marine	192,801	164,934	.0	72,937	53,187	50,144	19,753	501	710	209	64,588	7,326
10. Financial guaranty0	.0	.0	.0	.0	.0	.0	.0	.0	.0	.0	.0
11. Medical professional liability0	.0	.0	.0	.0	.0	.0	.0	.0	.0	.0	.0
12. Earthquake0	.0	.0	.0	.0	.0	.0	.0	.0	.0	.0	.0
13. Group accident and health (b)0	.0	.0	.0	.0	.0	.0	.0	.0	.0	.0	.0
14. Credit accident and health (group and individual)0	.0	.0	.0	.0	.0	.0	.0	.0	.0	.0	.0
15.1 Collectively renewable accident and health (b)0	.0	.0	.0	.0	.0	.0	.0	.0	.0	.0	.0
15.2 Non-cancelable accident and health(b)0	.0	.0	.0	.0	.0	.0	.0	.0	.0	.0	.0
15.3 Guaranteed renewable accident and health(b)0	.0	.0	.0	.0	.0	.0	.0	.0	.0	.0	.0
15.4 Non-renewable for stated reasons only (b)0	.0	.0	.0	.0	.0	.0	.0	.0	.0	.0	.0
15.5 Other accident only0	.0	.0	.0	.0	.0	.0	.0	.0	.0	.0	.0
15.6 Medicare Title XVIII exempt from state taxes or fees0	.0	.0	.0	.0	.0	.0	.0	.0	.0	.0	.0
15.7 All other accident and health (b)0	.0	.0	.0	.0	.0	.0	.0	.0	.0	.0	.0
15.8 Federal employees health benefits program premium (b)0	.0	.0	.0	.0	.0	.0	.0	.0	.0	.0	.0
16. Workers' compensation0	.0	.0	.0	.0	.0	.0	.0	.0	.0	.0	.0
17.1 Other Liability - occurrence	63,201	62,870	.0	29,881	.0	(9,880)	.0	.0	(32)	.0	20,022	2,402
17.2 Other Liability - claims made0	.0	.0	.0	.0	.0	.0	.0	.0	.0	.0	.0
17.3 Excess workers' compensation0	.0	.0	.0	.0	.0	.0	.0	.0	.0	.0	.0
18. Products liability0	.0	.0	.0	.0	.0	.0	.0	.0	.0	.0	.0
19.1 Private passenger auto no-fault (personal injury protection)0	.0	.0	.0	.0	.0	.0	.0	.0	.0	.0	.0
19.2 Other private passenger auto liability	127,381	116,784	.0	62,351	53,688	47,050	67,755	3,645	(17,010)	136	46,749	4,840
19.3 Commercial auto no-fault (personal injury protection)0	.0	.0	.0	.0	.0	.0	.0	.0	.0	.0	.0
19.4 Other commercial auto liability	23,591	23,591	.0	.0	380	2,210	2,167	.0	37	37	7,419	896
21.1 Private passenger auto physical damage	365,263	386,245	.0	170,351	234,853	230,687	17,988	624	726	82	105,232	13,880
21.2 Commercial auto physical damage	7,621	7,621	.0	.0	.0	.0	.0	.0	.0	.0	2,117	290
22. Aircraft (all perils)0	.0	.0	.0	.0	.0	.0	.0	.0	.0	.0	.0
23. Fidelity0	.0	.0	.0	.0	.0	.0	.0	.0	.0	.0	.0
24. Surety0	.0	.0	.0	.0	.0	.0	.0	.0	.0	.0	.0
26. Burglary and theft0	.0	.0	.0	.0	.0	.0	.0	.0	.0	.0	.0
27. Boiler and machinery0	.0	.0	.0	.0	.0	.0	.0	.0	.0	.0	.0
28. Credit0	.0	.0	.0	.0	.0	.0	.0	.0	.0	.0	.0
30. Warranty0	.0	.0	.0	.0	.0	.0	.0	.0	.0	.0	.0
34. Aggregate write-ins for other lines of business0	.0	.0	.0	.0	.0	.0	.0	.0	.0	.0	.0
35. TOTALS (a)	1,422,748	1,381,197	0	565,504	609,354	499,537	210,520	6,335	(12,920)	2,022	443,154	54,064
DETAILS OF WRITE-INS												
3401.												
3402.												
3403.												
3498. Summary of remaining write-ins for Line 34 from overflow page0	.0	.0	.0	.0	.0	.0	.0	.0	.0	.0	.0
3499. Totals (Lines 3401 thru 3403 plus 3498)(Line 34 above)0	.0	.0	.0	.0	.0	.0	.0	.0	.0	.0	.0

(a) Finance and service charges not included in Lines 1 to 35 \$ 13,522

(b) For health business on indicated lines report: Number of persons insured under PPO managed care products 0 and number of persons insured under indemnity only products 0

19.RI



ANNUAL STATEMENT FOR THE YEAR 2012 OF THE American Modern Home Insurance Co.

EXHIBIT OF PREMIUMS AND LOSSES (Statutory Page 14)

NAIC Group Code 0361

Direct Business in the state of South Carolina

During the Year 2012

NAIC Company Code 23469

Line of Business	Gross Premiums, Including Policy and Membership Fees, Less Return Premiums and Premiums on Policies not Taken		3 Dividends Paid or Credited to Policyholders on Direct Business	4 Direct Unearned Premium Reserves	5 Direct Losses Paid (deducting salvage)	6 Direct Losses Incurred	7 Direct Losses Unpaid	8 Direct Defense and Cost Containment Expense Paid	9 Direct Defense and Cost Containment Expense Incurred	10 Direct Defense and Cost Containment Expense Unpaid	11 Commissions and Brokerage Expenses	12 Taxes, Licenses and Fees
	1 Direct Premiums Written	2 Direct Premiums Earned										
1. Fire	2,428,760	2,475,570	.0	896,926	878,413	659,328	150,742	15,065	21,278	6,853	727,171	86,464
2.1 Allied lines	1,691,127	1,715,012	.0	642,318	680,115	637,192	169,178	400	810	415	635,187	60,204
2.2 Multiple peril crop0	.0	.0	.0	.0	.0	.0	.0	.0	.0	.0	.0
2.3 Federal flood0	.0	.0	.0	.0	.0	.0	.0	.0	.0	.0	.0
3. Farmowners multiple peril0	.0	.0	.0	.0	.0	.0	.0	.0	.0	.0	.0
4. Homeowners multiple peril	6,355,002	6,676,822	.0	3,196,875	2,438,350	2,429,965	595,207	9,599	2,129	4,939	2,146,720	226,238
5.1 Commercial multiple peril (non-liability portion)0	.0	.0	.0	.0	.0	.0	.0	.0	.0	.0	.0
5.2 Commercial multiple peril (liability portion)0	.0	.0	.0	.0	.0	.0	.0	.0	.0	.0	.0
6. Mortgage guaranty0	.0	.0	.0	.0	.0	.0	.0	.0	.0	.0	.0
8. Ocean marine	359,192	390,979	.0	182,635	229,083	375,205	261,993	19,576	19,633	56	126,436	12,787
9. Inland marine	540,239	565,659	.0	141,080	272,744	328,369	337,387	40,452	121,684	129,440	173,741	19,233
10. Financial guaranty0	.0	.0	.0	.0	.0	.0	.0	.0	.0	.0	.0
11. Medical professional liability0	.0	.0	.0	.0	.0	.0	.0	.0	.0	.0	.0
12. Earthquake0	.0	.0	.0	.0	.0	.0	.0	.0	.0	.0	.0
13. Group accident and health (b)0	.0	.0	.0	.0	.0	.0	.0	.0	.0	.0	.0
14. Credit accident and health (group and individual)0	.0	.0	.0	.0	.0	.0	.0	.0	.0	.0	.0
15.1 Collectively renewable accident and health (b)0	.0	.0	.0	.0	.0	.0	.0	.0	.0	.0	.0
15.2 Non-cancelable accident and health(b)0	.0	.0	.0	.0	.0	.0	.0	.0	.0	.0	.0
15.3 Guaranteed renewable accident and health(b)0	.0	.0	.0	.0	.0	.0	.0	.0	.0	.0	.0
15.4 Non-renewable for stated reasons only (b)0	.0	.0	.0	.0	.0	.0	.0	.0	.0	.0	.0
15.5 Other accident only0	.0	.0	.0	.0	.0	.0	.0	.0	.0	.0	.0
15.6 Medicare Title XVIII exempt from state taxes or fees0	.0	.0	.0	.0	.0	.0	.0	.0	.0	.0	.0
15.7 All other accident and health (b)0	.0	.0	.0	.0	.0	.0	.0	.0	.0	.0	.0
15.8 Federal employees health benefits program premium (b)0	.0	.0	.0	.0	.0	.0	.0	.0	.0	.0	.0
16. Workers' compensation0	.0	.0	.0	.0	.0	.0	.0	.0	.0	.0	.0
17.1 Other Liability - occurrence	265,001	308,400	.0	100,025	57,988	263,443	306,126	17,607	(21,022)	22,250	83,210	9,434
17.2 Other Liability - claims made0	.0	.0	.0	.0	.0	.0	.0	.0	.0	.0	.0
17.3 Excess workers' compensation0	.0	.0	.0	.0	.0	.0	.0	.0	.0	.0	.0
18. Products liability0	.0	.0	.0	.0	.0	.0	.0	.0	.0	.0	.0
19.1 Private passenger auto no-fault (personal injury protection)0	.0	.0	.0	.0	.0	.0	.0	.0	.0	.0	.0
19.2 Other private passenger auto liability	126,848	129,443	.0	64,229	77,740	(1,249)	45,505	(3,498)	(4,055)	1,467	44,638	4,516
19.3 Commercial auto no-fault (personal injury protection)0	.0	.0	.0	.0	.0	.0	.0	.0	.0	.0	.0
19.4 Other commercial auto liability	35,245	35,245	.0	.0	988	965	122	.0	.0	.0	10,912	1,255
21.1 Private passenger auto physical damage	259,980	310,672	.0	120,312	181,920	162,252	26,969	10	101	24	91,981	9,255
21.2 Commercial auto physical damage	29,441	29,441	.0	.0	8,774	3,879	409	.0	.0	.0	9,801	1,048
22. Aircraft (all perils)0	.0	.0	.0	.0	.0	.0	.0	.0	.0	.0	.0
23. Fidelity0	.0	.0	.0	.0	.0	.0	.0	.0	.0	.0	.0
24. Surety0	.0	.0	.0	.0	.0	.0	.0	.0	.0	.0	.0
26. Burglary and theft0	.0	.0	.0	.0	.0	.0	.0	.0	.0	.0	.0
27. Boiler and machinery0	.0	.0	.0	.0	.0	.0	.0	.0	.0	.0	.0
28. Credit0	.0	.0	.0	.0	.0	.0	.0	.0	.0	.0	.0
30. Warranty0	.0	.0	.0	.0	.0	.0	.0	.0	.0	.0	.0
34. Aggregate write-ins for other lines of business0	.0	.0	.0	.0	.0	.0	.0	.0	.0	.0	.0
35. TOTALS (a)	12,090,835	12,637,243	0	5,344,400	4,826,113	4,859,348	1,893,637	99,213	140,559	165,445	4,049,796	430,434
DETAILS OF WRITE-INS												
3401.												
3402.												
3403.												
3498. Summary of remaining write-ins for Line 34 from overflow page0	.0	.0	.0	.0	.0	.0	.0	.0	.0	.0	.0
3499. Totals (Lines 3401 thru 3403 plus 3498)(Line 34 above)0	.0	.0	.0	.0	.0	.0	.0	.0	.0	.0	.0

(a) Finance and service charges not included in Lines 1 to 35 \$ 196,790

(b) For health business on indicated lines report: Number of persons insured under PPO managed care products 0 and number of persons insured under indemnity only products 0

19.SC



ANNUAL STATEMENT FOR THE YEAR 2012 OF THE American Modern Home Insurance Co.

EXHIBIT OF PREMIUMS AND LOSSES (Statutory Page 14)

NAIC Group Code 0361

Direct Business in the state of South Dakota

During the Year 2012

NAIC Company Code 23469

Line of Business	Gross Premiums, Including Policy and Membership Fees, Less Return Premiums and Premiums on Policies not Taken		3 Dividends Paid or Credited to Policyholders on Direct Business	4 Direct Unearned Premium Reserves	5 Direct Losses Paid (deducting salvage)	6 Direct Losses Incurred	7 Direct Losses Unpaid	8 Direct Defense and Cost Containment Expense Paid	9 Direct Defense and Cost Containment Expense Incurred	10 Direct Defense and Cost Containment Expense Unpaid	11 Commissions and Brokerage Expenses	12 Taxes, Licenses and Fees
	1 Direct Premiums Written	2 Direct Premiums Earned										
1. Fire	226,577	218,497	.0	65,339	149,232	157,099	15,299	5,661	8,236	2,575	58,230	7,840
2.1 Allied lines	102,290	94,891	.0	38,301	33,467	31,967	5,410	.0	.0	.0	30,165	3,539
2.2 Multiple peril crop0	.0	.0	.0	.0	.0	.0	.0	.0	.0	.0	.0
2.3 Federal flood0	.0	.0	.0	.0	.0	.0	.0	.0	.0	.0	.0
3. Farmowners multiple peril0	.0	.0	.0	.0	.0	.0	.0	.0	.0	.0	.0
4. Homeowners multiple peril	490,179	426,564	.0	261,110	174,857	194,186	43,064	16	(695)	41	138,280	16,960
5.1 Commercial multiple peril (non-liability portion)0	.0	.0	.0	.0	.0	.0	.0	.0	.0	.0	.0
5.2 Commercial multiple peril (liability portion)0	.0	.0	.0	.0	.0	.0	.0	.0	.0	.0	.0
6. Mortgage guaranty0	.0	.0	.0	.0	.0	.0	.0	.0	.0	.0	.0
8. Ocean marine	594	471	.0	569	.0	.0	.0	.0	.0	.0	217	21
9. Inland marine	91,518	80,119	.0	27,702	15,551	(36,904)	5,770	.0	(198)	.0	33,505	3,167
10. Financial guaranty0	.0	.0	.0	.0	.0	.0	.0	.0	.0	.0	.0
11. Medical professional liability0	.0	.0	.0	.0	.0	.0	.0	.0	.0	.0	.0
12. Earthquake0	.0	.0	.0	.0	.0	.0	.0	.0	.0	.0	.0
13. Group accident and health (b)0	.0	.0	.0	.0	.0	.0	.0	.0	.0	.0	.0
14. Credit accident and health (group and individual)0	.0	.0	.0	.0	.0	.0	.0	.0	.0	.0	.0
15.1 Collectively renewable accident and health (b)0	.0	.0	.0	.0	.0	.0	.0	.0	.0	.0	.0
15.2 Non-cancelable accident and health(b)0	.0	.0	.0	.0	.0	.0	.0	.0	.0	.0	.0
15.3 Guaranteed renewable accident and health(b)0	.0	.0	.0	.0	.0	.0	.0	.0	.0	.0	.0
15.4 Non-renewable for stated reasons only (b)0	.0	.0	.0	.0	.0	.0	.0	.0	.0	.0	.0
15.5 Other accident only0	.0	.0	.0	.0	.0	.0	.0	.0	.0	.0	.0
15.6 Medicare Title XVIII exempt from state taxes or fees0	.0	.0	.0	.0	.0	.0	.0	.0	.0	.0	.0
15.7 All other accident and health (b)0	.0	.0	.0	.0	.0	.0	.0	.0	.0	.0	.0
15.8 Federal employees health benefits program premium (b)0	.0	.0	.0	.0	.0	.0	.0	.0	.0	.0	.0
16. Workers' compensation0	.0	.0	.0	.0	.0	.0	.0	.0	.0	.0	.0
17.1 Other Liability - occurrence	18,783	19,589	.0	9,001	(33)	213,391	304,943	99	37,988	37,889	6,059	650
17.2 Other Liability - claims made0	.0	.0	.0	.0	.0	.0	.0	.0	.0	.0	.0
17.3 Excess workers' compensation0	.0	.0	.0	.0	.0	.0	.0	.0	.0	.0	.0
18. Products liability0	.0	.0	.0	.0	.0	.0	.0	.0	.0	.0	.0
19.1 Private passenger auto no-fault (personal injury protection)0	.0	.0	.0	.0	.0	.0	.0	.0	.0	.0	.0
19.2 Other private passenger auto liability	41,107	42,292	.0	19,873	133,095	114,879	33,985	3,764	3,651	46	14,967	1,422
19.3 Commercial auto no-fault (personal injury protection)	76	76	.0	.0	.0	.0	.0	.0	.0	.0	28	3
19.4 Other commercial auto liability	13,165	13,165	.0	.0	.0	.0	.0	.0	.0	.0	4,109	456
21.1 Private passenger auto physical damage	114,960	147,217	.0	53,614	73,824	75,526	13,323	.0	.0	.0	32,430	3,978
21.2 Commercial auto physical damage	41,302	41,302	.0	.0	7,665	23,625	23,218	.0	.0	.0	12,581	1,429
22. Aircraft (all perils)0	.0	.0	.0	.0	.0	.0	.0	.0	.0	.0	.0
23. Fidelity0	.0	.0	.0	.0	.0	.0	.0	.0	.0	.0	.0
24. Surety0	.0	.0	.0	.0	.0	.0	.0	.0	.0	.0	.0
26. Burglary and theft0	.0	.0	.0	.0	.0	.0	.0	.0	.0	.0	.0
27. Boiler and machinery0	.0	.0	.0	.0	.0	.0	.0	.0	.0	.0	.0
28. Credit0	.0	.0	.0	.0	.0	.0	.0	.0	.0	.0	.0
30. Warranty	1,373	10,519	.0	24,097	3,527	1,990	(612)	.0	(28)	(29)	472	48
34. Aggregate write-ins for other lines of business0	.0	.0	.0	.0	.0	.0	.0	.0	.0	.0	.0
35. TOTALS (a)	1,141,925	1,094,702	0	499,606	591,186	775,759	444,399	9,540	48,953	40,523	331,043	39,511
DETAILS OF WRITE-INS												
3401.												
3402.												
3403.												
3498. Summary of remaining write-ins for Line 34 from overflow page0	.0	.0	.0	.0	.0	.0	.0	.0	.0	.0	.0
3499. Totals (Lines 3401 thru 3403 plus 3498)(Line 34 above)0	.0	.0	.0	.0	.0	.0	.0	.0	.0	.0	.0

(a) Finance and service charges not included in Lines 1 to 35 \$ 15,582

(b) For health business on indicated lines report: Number of persons insured under PPO managed care products 0 and number of persons insured under indemnity only products 0

19.SD



ANNUAL STATEMENT FOR THE YEAR 2012 OF THE American Modern Home Insurance Co.

EXHIBIT OF PREMIUMS AND LOSSES (Statutory Page 14)

NAIC Group Code 0361

Direct Business in the state of Tennessee

During the Year 2012

NAIC Company Code 23469

Line of Business	Gross Premiums, Including Policy and Membership Fees, Less Return Premiums and Premiums on Policies not Taken		3 Dividends Paid or Credited to Policyholders on Direct Business	4 Direct Unearned Premium Reserves	5 Direct Losses Paid (deducting salvage)	6 Direct Losses Incurred	7 Direct Losses Unpaid	8 Direct Defense and Cost Containment Expense Paid	9 Direct Defense and Cost Containment Expense Incurred	10 Direct Defense and Cost Containment Expense Unpaid	11 Commissions and Brokerage Expenses	12 Taxes, Licenses and Fees
	1 Direct Premiums Written	2 Direct Premiums Earned										
1. Fire	3,509,502	3,784,159	.0	1,220,535	1,939,663	1,417,856	612,853	7,538	8,043	3,529	962,305	120,025
2.1 Allied lines	2,202,859	2,380,666	.0	765,931	1,283,082	1,119,799	342,568	4,831	9,860	5,101	683,767	75,338
2.2 Multiple peril crop0	.0	.0	.0	.0	.0	.0	.0	.0	.0	.0	.0
2.3 Federal flood0	.0	.0	.0	.0	.0	.0	.0	.0	.0	.0	.0
3. Farmowners multiple peril0	.0	.0	.0	.0	.0	.0	.0	.0	.0	.0	.0
4. Homeowners multiple peril	3,516,136	3,496,386	.0	1,848,618	1,547,072	1,401,622	363,283	3,377	1,376	1,292	1,146,260	120,252
5.1 Commercial multiple peril (non-liability portion)	1,009,982	806,386	.0	617,018	936,638	938,622	146,117	2,435	24,785	22,590	225,428	34,541
5.2 Commercial multiple peril (liability portion)	120,620	121,923	.0	81,553	.0	.0	.0	.0	.0	.0	26,585	4,125
6. Mortgage guaranty0	.0	.0	.0	.0	.0	.0	.0	.0	.0	.0	.0
8. Ocean marine	399,059	364,295	.0	195,529	544,511	519,850	8,992	.11	.11	.0	127,818	13,648
9. Inland marine	287,667	260,989	.0	58,476	152,228	180,586	65,138	2,650	3,609	1,104	107,875	9,838
10. Financial guaranty0	.0	.0	.0	.0	.0	.0	.0	.0	.0	.0	.0
11. Medical professional liability0	.0	.0	.0	.0	.0	.0	.0	.0	.0	.0	.0
12. Earthquake	128,900	104,621	.0	67,711	.0	.0	.0	.0	.0	.0	43,504	4,408
13. Group accident and health (b)0	.0	.0	.0	.0	.0	.0	.0	.0	.0	.0	.0
14. Credit accident and health (group and individual)0	.0	.0	.0	.0	.0	.0	.0	.0	.0	.0	.0
15.1 Collectively renewable accident and health (b)0	.0	.0	.0	.0	.0	.0	.0	.0	.0	.0	.0
15.2 Non-cancelable accident and health(b)0	.0	.0	.0	.0	.0	.0	.0	.0	.0	.0	.0
15.3 Guaranteed renewable accident and health(b)0	.0	.0	.0	.0	.0	.0	.0	.0	.0	.0	.0
15.4 Non-renewable for stated reasons only (b)0	.0	.0	.0	.0	.0	.0	.0	.0	.0	.0	.0
15.5 Other accident only0	.0	.0	.0	.0	.0	.0	.0	.0	.0	.0	.0
15.6 Medicare Title XVIII exempt from state taxes or fees0	.0	.0	.0	.0	.0	.0	.0	.0	.0	.0	.0
15.7 All other accident and health (b)	1,674	1,299	.0	375	54	109	54	.0	.0	.0	558	57
15.8 Federal employees health benefits program premium (b)0	.0	.0	.0	.0	.0	.0	.0	.0	.0	.0	.0
16. Workers' compensation0	.0	.0	.0	.0	.0	.0	.0	.0	.0	.0	.0
17.1 Other Liability - occurrence	237,986	315,540	.0	75,585	290,168	461,456	527,586	18,757	(19,414)	2,819	66,017	8,139
17.2 Other Liability - claims made0	.0	.0	.0	.0	.0	.0	.0	.0	.0	.0	.0
17.3 Excess workers' compensation0	.0	.0	.0	.0	.0	.0	.0	.0	.0	.0	.0
18. Products liability0	.0	.0	.0	.0	.0	.0	.0	.0	.0	.0	.0
19.1 Private passenger auto no-fault (personal injury protection)0	.0	.0	.0	.0	.0	.0	.0	.0	.0	.0	.0
19.2 Other private passenger auto liability	273,733	248,743	.0	132,110	15,970	(24,095)	22,158	1,215	11,837	18,752	71,444	9,362
19.3 Commercial auto no-fault (personal injury protection)0	.0	.0	.0	.0	.0	.0	.0	.0	.0	.0	.0
19.4 Other commercial auto liability	66,106	66,106	.0	.0	.0	72,081	125,000	2,047	1,695	27,219	20,361	2,261
21.1 Private passenger auto physical damage	858,813	857,552	.0	422,421	297,863	288,878	155,767	17,183	20,246	2,270	255,153	29,371
21.2 Commercial auto physical damage	58,587	58,587	.0	.0	94,099	76,371	2,693	.0	52	.0	19,269	2,004
22. Aircraft (all perils)0	.0	.0	.0	.0	.0	.0	.0	.0	.0	.0	.0
23. Fidelity0	.0	.0	.0	.0	.0	.0	.0	.0	.0	.0	.0
24. Surety0	.0	.0	.0	.0	.0	.0	.0	.0	.0	.0	.0
26. Burglary and theft0	.0	.0	.0	.0	.0	.0	.0	.0	.0	.0	.0
27. Boiler and machinery0	.0	.0	.0	.0	.0	.0	.0	.0	.0	.0	.0
28. Credit0	.0	.0	.0	.0	.0	.0	.0	.0	.0	.0	.0
30. Warranty0	.0	.0	.0	.0	.0	.0	.0	.0	.0	.0	.0
34. Aggregate write-ins for other lines of business0	.0	.0	.0	.0	.0	.0	.0	.0	.0	.0	.0
35. TOTALS (a)	12,671,622	12,867,252	0	5,485,861	7,101,347	6,453,135	2,372,208	60,044	62,100	84,677	3,756,346	433,369
DETAILS OF WRITE-INS												
3401.												
3402.												
3403.												
3498. Summary of remaining write-ins for Line 34 from overflow page0	.0	.0	.0	.0	.0	.0	.0	.0	.0	.0	.0
3499. Totals (Lines 3401 thru 3403 plus 3498)(Line 34 above)0	.0	.0	.0	.0	.0	.0	.0	.0	.0	.0	.0

(a) Finance and service charges not included in Lines 1 to 35 \$ 98,871

(b) For health business on indicated lines report: Number of persons insured under PPO managed care products 0 and number of persons insured under indemnity only products 0

19.TN



ANNUAL STATEMENT FOR THE YEAR 2012 OF THE American Modern Home Insurance Co.

EXHIBIT OF PREMIUMS AND LOSSES (Statutory Page 14)

NAIC Group Code 0361

Direct Business in the state of Texas

During the Year 2012

NAIC Company Code 23469

Line of Business	Gross Premiums, Including Policy and Membership Fees, Less Return Premiums and Premiums on Policies not Taken		3 Dividends Paid or Credited to Policyholders on Direct Business	4 Direct Unearned Premium Reserves	5 Direct Losses Paid (deducting salvage)	6 Direct Losses Incurred	7 Direct Losses Unpaid	8 Direct Defense and Cost Containment Expense Paid	9 Direct Defense and Cost Containment Expense Incurred	10 Direct Defense and Cost Containment Expense Unpaid	11 Commissions and Brokerage Expenses	12 Taxes, Licenses and Fees
	1 Direct Premiums Written	2 Direct Premiums Earned										
1. Fire	7,667,560	6,571,337	.0	3,554,464	1,152,763	970,322	902,154	4,538	5,418	4,363	2,416,815	349,641
2.1 Allied lines	4,990,509	4,165,661	.0	2,297,690	4,392,633	4,760,752	984,130	19,392	37,859	20,123	1,700,266	227,567
2.2 Multiple peril crop	.0	.0	.0	.0	.0	.0	.0	.0	.0	.0	.0	.0
2.3 Federal flood	.0	.0	.0	.0	.0	.0	.0	.0	.0	.0	.0	.0
3. Farmowners multiple peril	.0	.0	.0	.0	.0	.0	.0	.0	.0	.0	.0	.0
4. Homeowners multiple peril	20,238,720	17,512,821	.0	11,142,372	5,214,896	5,961,526	2,082,042	30,719	(7,946)	25,714	6,854,854	922,886
5.1 Commercial multiple peril (non-liability portion)	21,672	16,985	.0	4,687	.0	.0	.0	.0	.0	.0	7,874	988
5.2 Commercial multiple peril (liability portion)	.0	.0	.0	.0	.0	.0	.0	.0	.0	.0	.0	.0
6. Mortgage guaranty	.0	.0	.0	.0	.0	.0	.0	.0	.0	.0	.0	.0
8. Ocean marine	2,145,919	2,325,894	.0	966,958	1,125,605	966,916	1,066,777	5,520	66,393	64,236	643,346	97,854
9. Inland marine	14,179,789	8,564,118	.0	7,330,650	2,967,256	3,854,154	1,255,466	40,529	56,404	17,118	5,186,967	646,598
10. Financial guaranty	.0	.0	.0	.0	.0	.0	.0	.0	.0	.0	.0	.0
11. Medical professional liability	.0	.0	.0	.0	.0	.0	.0	.0	.0	.0	.0	.0
12. Earthquake	.0	.0	.0	.0	.0	.0	.0	.0	.0	.0	.0	.0
13. Group accident and health (b)	.0	.0	.0	.0	.0	.0	.0	.0	.0	.0	.0	.0
14. Credit accident and health (group and individual)	.0	.0	.0	.0	.0	.0	.0	.0	.0	.0	.0	.0
15.1 Collectively renewable accident and health (b)	.0	.0	.0	.0	.0	.0	.0	.0	.0	.0	.0	.0
15.2 Non-cancelable accident and health(b)	.0	.0	.0	.0	.0	.0	.0	.0	.0	.0	.0	.0
15.3 Guaranteed renewable accident and health(b)	.0	.0	.0	.0	.0	.0	.0	.0	.0	.0	.0	.0
15.4 Non-renewable for stated reasons only (b)	.0	.0	.0	.0	.0	.0	.0	.0	.0	.0	.0	.0
15.5 Other accident only	.0	.0	.0	.0	.0	.0	.0	.0	.0	.0	.0	.0
15.6 Medicare Title XVIII exempt from state taxes or fees	.0	.0	.0	.0	.0	.0	.0	.0	.0	.0	.0	.0
15.7 All other accident and health (b)	25,306	21,614	.0	3,692	191	382	191	.0	.0	.0	8,434	1,154
15.8 Federal employees health benefits program premium (b)	.0	.0	.0	.0	.0	.0	.0	.0	.0	.0	.0	.0
16. Workers' compensation	.0	.0	.0	.0	.0	.0	.0	.0	.0	.0	.0	.0
17.1 Other Liability - occurrence	2,266,997	2,444,605	.0	1,000,161	519,972	138,255	1,401,146	132,121	126,558	79,234	631,812	103,375
17.2 Other Liability - claims made	.0	.0	.0	.0	.0	.0	.0	.0	.0	.0	.0	.0
17.3 Excess workers' compensation	.0	.0	.0	.0	.0	.0	.0	.0	.0	.0	.0	.0
18. Products liability	.0	.0	.0	.0	.0	.0	.0	.0	.0	.0	.0	.0
19.1 Private passenger auto no-fault (personal injury protection)	1,181	2,008	.0	326	.0	.0	.0	.0	.0	.0	452	54
19.2 Other private passenger auto liability	20,072	34,483	.0	6,601	35,267	20,759	12,416	.0	(82)	34	6,518	915
19.3 Commercial auto no-fault (personal injury protection)	25	25	.0	.0	.0	.0	.0	.0	.0	.0	10	1
19.4 Other commercial auto liability	277	277	.0	.0	.0	.0	.0	.0	.0	.0	70	13
21.1 Private passenger auto physical damage	306,497	264,706	.0	181,243	126,838	116,084	27,566	38	122	94	104,730	13,976
21.2 Commercial auto physical damage	1,286	1,286	.0	.0	.0	.0	.0	.0	.0	.0	327	59
22. Aircraft (all perils)	.0	.0	.0	.0	.0	.0	.0	.0	.0	.0	.0	.0
23. Fidelity	.0	.0	.0	.0	.0	.0	.0	.0	.0	.0	.0	.0
24. Surety	222,500	208,942	.0	83,396	30,639	(48,184)	(63,293)	.0	(254)	(242)	83,237	10,146
26. Burglary and theft	.0	.0	.0	.0	.0	.0	.0	.0	.0	.0	.0	.0
27. Boiler and machinery	.0	.0	.0	.0	.0	.0	.0	.0	.0	.0	.0	.0
28. Credit	.0	.0	.0	.0	.0	.0	.0	.0	.0	.0	.0	.0
30. Warranty	96,357	167,849	.0	567,204	327,506	244,727	(77,492)	.0	(2,597)	(2,692)	33,099	4,394
34. Aggregate write-ins for other lines of business	.0	.0	.0	.0	.0	.0	.0	.0	.0	.0	.0	.0
35. TOTALS (a)	52,184,668	42,302,610	0	27,139,444	15,893,567	16,985,693	7,591,103	232,857	281,874	207,981	17,678,812	2,379,621
DETAILS OF WRITE-INS												
3401.												
3402.												
3403.												
3498. Summary of remaining write-ins for Line 34 from overflow page	.0	.0	.0	.0	.0	.0	.0	.0	.0	.0	.0	.0
3499. Totals (Lines 3401 thru 3403 plus 3498)(Line 34 above)	.0	.0	.0	.0	.0	.0	.0	.0	.0	.0	.0	.0

(a) Finance and service charges not included in Lines 1 to 35 \$ 556,881

(b) For health business on indicated lines report: Number of persons insured under PPO managed care products 0 and number of persons insured under indemnity only products 0

19.TX



ANNUAL STATEMENT FOR THE YEAR 2012 OF THE American Modern Home Insurance Co.

EXHIBIT OF PREMIUMS AND LOSSES (Statutory Page 14)

NAIC Group Code 0361

Direct Business in the state of Utah

During the Year 2012

NAIC Company Code 23469

Line of Business	Gross Premiums, Including Policy and Membership Fees, Less Return Premiums and Premiums on Policies not Taken		3 Dividends Paid or Credited to Policyholders on Direct Business	4 Direct Unearned Premium Reserves	5 Direct Losses Paid (deducting salvage)	6 Direct Losses Incurred	7 Direct Losses Unpaid	8 Direct Defense and Cost Containment Expense Paid	9 Direct Defense and Cost Containment Expense Incurred	10 Direct Defense and Cost Containment Expense Unpaid	11 Commissions and Brokerage Expenses	12 Taxes, Licenses and Fees
	1 Direct Premiums Written	2 Direct Premiums Earned										
1. Fire	231,964	210,034	.0	92,385	18,070	19,922	1,852	.0	.0	.0	77,476	7,307
2.1 Allied lines	141,924	133,505	.0	54,483	84,494	71,352	13,191	.0	.0	.0	47,687	4,471
2.2 Multiple peril crop0	.0	.0	.0	.0	.0	.0	.0	.0	.0	.0	.0
2.3 Federal flood0	.0	.0	.0	.0	.0	.0	.0	.0	.0	.0	.0
3. Farmowners multiple peril0	.0	.0	.0	.0	.0	.0	.0	.0	.0	.0	.0
4. Homeowners multiple peril	589,887	549,496	.0	314,428	212,727	173,489	71,916	20	67	291	198,202	18,581
5.1 Commercial multiple peril (non-liability portion)0	.0	.0	.0	.0	.0	.0	.0	.0	.0	.0	.0
5.2 Commercial multiple peril (liability portion)0	.0	.0	.0	.0	.0	.0	.0	.0	.0	.0	.0
6. Mortgage guaranty0	.0	.0	.0	.0	.0	.0	.0	.0	.0	.0	.0
8. Ocean marine	1	1,890	.0	.0	.0	.0	.0	.0	.0	.0	.0	.0
9. Inland marine	1,717,620	1,105,105	.0	681,527	235,749	320,650	87,074	15,652	22,082	6,523	492,957	54,105
10. Financial guaranty0	.0	.0	.0	.0	.0	.0	.0	.0	.0	.0	.0
11. Medical professional liability0	.0	.0	.0	.0	.0	.0	.0	.0	.0	.0	.0
12. Earthquake0	.0	.0	.0	.0	.0	.0	.0	.0	.0	.0	.0
13. Group accident and health (b)0	.0	.0	.0	.0	.0	.0	.0	.0	.0	.0	.0
14. Credit accident and health (group and individual)0	.0	.0	.0	.0	.0	.0	.0	.0	.0	.0	.0
15.1 Collectively renewable accident and health (b)0	.0	.0	.0	.0	.0	.0	.0	.0	.0	.0	.0
15.2 Non-cancelable accident and health(b)0	.0	.0	.0	.0	.0	.0	.0	.0	.0	.0	.0
15.3 Guaranteed renewable accident and health(b)0	.0	.0	.0	.0	.0	.0	.0	.0	.0	.0	.0
15.4 Non-renewable for stated reasons only (b)0	.0	.0	.0	.0	.0	.0	.0	.0	.0	.0	.0
15.5 Other accident only0	.0	.0	.0	.0	.0	.0	.0	.0	.0	.0	.0
15.6 Medicare Title XVIII exempt from state taxes or fees0	.0	.0	.0	.0	.0	.0	.0	.0	.0	.0	.0
15.7 All other accident and health (b)0	.0	.0	.0	.0	.0	.0	.0	.0	.0	.0	.0
15.8 Federal employees health benefits program premium (b)0	.0	.0	.0	.0	.0	.0	.0	.0	.0	.0	.0
16. Workers' compensation0	.0	.0	.0	.0	.0	.0	.0	.0	.0	.0	.0
17.1 Other Liability - occurrence	68,564	77,868	.0	15,367	60,319	(160,745)	1,545,290	.0	(159)	.0	20,590	2,160
17.2 Other Liability - claims made0	.0	.0	.0	.0	.0	.0	.0	.0	.0	.0	.0
17.3 Excess workers' compensation0	.0	.0	.0	.0	.0	.0	.0	.0	.0	.0	.0
18. Products liability0	.0	.0	.0	.0	.0	.0	.0	.0	.0	.0	.0
19.1 Private passenger auto no-fault (personal injury protection)	2,665	2,881	.0	1,332	.0	.0	.0	.0	.0	.0	1,042	84
19.2 Other private passenger auto liability	54,918	59,455	.0	26,756	23,674	(20,215)	3,199	10	(52)	.0	20,232	1,730
19.3 Commercial auto no-fault (personal injury protection)	1,318	1,318	.0	.0	.0	.0	.0	.0	.0	.0	345	42
19.4 Other commercial auto liability	90,965	90,965	.0	.0	2,574	2,233	318	.0	.0	.0	30,737	2,865
21.1 Private passenger auto physical damage	172,693	188,290	.0	82,895	77,605	36,232	14,656	1,460	2,065	193	47,922	5,440
21.2 Commercial auto physical damage	130,750	130,750	.0	.0	94,011	89,008	9,751	38	22	(16)	41,108	4,119
22. Aircraft (all perils)0	.0	.0	.0	.0	.0	.0	.0	.0	.0	.0	.0
23. Fidelity0	.0	.0	.0	.0	.0	.0	.0	.0	.0	.0	.0
24. Surety0	.0	.0	.0	.0	.0	.0	.0	.0	.0	.0	.0
26. Burglary and theft0	.0	.0	.0	.0	.0	.0	.0	.0	.0	.0	.0
27. Boiler and machinery0	.0	.0	.0	.0	.0	.0	.0	.0	.0	.0	.0
28. Credit0	.0	.0	.0	.0	.0	.0	.0	.0	.0	.0	.0
30. Warranty0	.0	.0	.0	.0	.0	.0	.0	.0	.0	.0	.0
34. Aggregate write-ins for other lines of business0	.0	.0	.0	.0	.0	.0	.0	.0	.0	.0	.0
35. TOTALS (a)	3,203,269	2,551,557	0	1,269,172	809,222	531,926	1,747,247	17,182	24,025	6,992	978,298	100,903
DETAILS OF WRITE-INS												
3401.												
3402.												
3403.												
3498. Summary of remaining write-ins for Line 34 from overflow page0	.0	.0	.0	.0	.0	.0	.0	.0	.0	.0	.0
3499. Totals (Lines 3401 thru 3403 plus 3498)(Line 34 above)0	.0	.0	.0	.0	.0	.0	.0	.0	.0	.0	.0

(a) Finance and service charges not included in Lines 1 to 35 \$ 18,382

(b) For health business on indicated lines report: Number of persons insured under PPO managed care products 0 and number of persons insured under indemnity only products 0

19 UT



ANNUAL STATEMENT FOR THE YEAR 2012 OF THE American Modern Home Insurance Co.

EXHIBIT OF PREMIUMS AND LOSSES (Statutory Page 14)

NAIC Group Code 0361

Direct Business in the state of Vermont

During the Year 2012

NAIC Company Code 23469

Line of Business	Gross Premiums, Including Policy and Membership Fees, Less Return Premiums and Premiums on Policies not Taken		3 Dividends Paid or Credited to Policyholders on Direct Business	4 Direct Unearned Premium Reserves	5 Direct Losses Paid (deducting salvage)	6 Direct Losses Incurred	7 Direct Losses Unpaid	8 Direct Defense and Cost Containment Expense Paid	9 Direct Defense and Cost Containment Expense Incurred	10 Direct Defense and Cost Containment Expense Unpaid	11 Commissions and Brokerage Expenses	12 Taxes, Licenses and Fees
	1 Direct Premiums Written	2 Direct Premiums Earned										
1. Fire	257,258	241,210	.0	59,557	31,205	250,367	232,599	1,287	1,872	585	91,738	6,920
2.1 Allied lines	181,674	169,075	.0	41,342	10,123	8,277	1,580	425	866	441	58,663	4,887
2.2 Multiple peril crop0	.0	.0	.0	.0	.0	.0	.0	.0	.0	.0	.0
2.3 Federal flood0	.0	.0	.0	.0	.0	.0	.0	.0	.0	.0	.0
3. Farmowners multiple peril0	.0	.0	.0	.0	.0	.0	.0	.0	.0	.0	.0
4. Homeowners multiple peril	577,826	632,287	.0	316,679	370,051	439,717	211,296	7	(1,299)	545	195,132	15,544
5.1 Commercial multiple peril (non-liability portion)0	.0	.0	.0	.0	.0	.0	.0	.0	.0	.0	.0
5.2 Commercial multiple peril (liability portion)0	.0	.0	.0	.0	.0	.0	.0	.0	.0	.0	.0
6. Mortgage guaranty0	.0	.0	.0	.0	.0	.0	.0	.0	.0	.0	.0
8. Ocean marine0	.0	.0	.0	.0	.0	.0	.0	.0	.0	.0	.0
9. Inland marine	247,729	221,125	.0	111,969	47,834	53,108	18,057	.0	(46)	2	72,684	6,664
10. Financial guaranty0	.0	.0	.0	.0	.0	.0	.0	.0	.0	.0	.0
11. Medical professional liability0	.0	.0	.0	.0	.0	.0	.0	.0	.0	.0	.0
12. Earthquake0	.0	.0	.0	.0	.0	.0	.0	.0	.0	.0	.0
13. Group accident and health (b)0	.0	.0	.0	.0	.0	.0	.0	.0	.0	.0	.0
14. Credit accident and health (group and individual)0	.0	.0	.0	.0	.0	.0	.0	.0	.0	.0	.0
15.1 Collectively renewable accident and health (b)0	.0	.0	.0	.0	.0	.0	.0	.0	.0	.0	.0
15.2 Non-cancelable accident and health(b)0	.0	.0	.0	.0	.0	.0	.0	.0	.0	.0	.0
15.3 Guaranteed renewable accident and health(b)0	.0	.0	.0	.0	.0	.0	.0	.0	.0	.0	.0
15.4 Non-renewable for stated reasons only (b)0	.0	.0	.0	.0	.0	.0	.0	.0	.0	.0	.0
15.5 Other accident only0	.0	.0	.0	.0	.0	.0	.0	.0	.0	.0	.0
15.6 Medicare Title XVIII exempt from state taxes or fees0	.0	.0	.0	.0	.0	.0	.0	.0	.0	.0	.0
15.7 All other accident and health (b)0	.0	.0	.0	.0	.0	.0	.0	.0	.0	.0	.0
15.8 Federal employees health benefits program premium (b)0	.0	.0	.0	.0	.0	.0	.0	.0	.0	.0	.0
16. Workers' compensation0	.0	.0	.0	.0	.0	.0	.0	.0	.0	.0	.0
17.1 Other Liability - occurrence	8,766	10,643	.0	3,584	.0	(4,873)	.0	.0	(2,749)	.0	2,906	236
17.2 Other Liability - claims made0	.0	.0	.0	.0	.0	.0	.0	.0	.0	.0	.0
17.3 Excess workers' compensation0	.0	.0	.0	.0	.0	.0	.0	.0	.0	.0	.0
18. Products liability0	.0	.0	.0	.0	.0	.0	.0	.0	.0	.0	.0
19.1 Private passenger auto no-fault (personal injury protection)0	.0	.0	.0	.0	.0	.0	.0	.0	.0	.0	.0
19.2 Other private passenger auto liability	38,382	39,259	.0	20,425	2,469	2,797	334	.0	.0	.0	9,918	1,032
19.3 Commercial auto no-fault (personal injury protection)0	.0	.0	.0	.0	.0	.0	.0	.0	.0	.0	.0
19.4 Other commercial auto liability	9,331	9,331	.0	.0	.0	.0	.0	.0	.0	.0	3,150	251
21.1 Private passenger auto physical damage	80,318	114,798	.0	33,313	47,851	41,845	2,862	.0	.1	.0	28,561	2,161
21.2 Commercial auto physical damage	17,132	17,132	.0	.0	.0	(82)	.0	.0	.0	.0	5,643	461
22. Aircraft (all perils)0	.0	.0	.0	.0	.0	.0	.0	.0	.0	.0	.0
23. Fidelity0	.0	.0	.0	.0	.0	.0	.0	.0	.0	.0	.0
24. Surety0	.0	.0	.0	.0	.0	.0	.0	.0	.0	.0	.0
26. Burglary and theft0	.0	.0	.0	.0	.0	.0	.0	.0	.0	.0	.0
27. Boiler and machinery0	.0	.0	.0	.0	.0	.0	.0	.0	.0	.0	.0
28. Credit0	.0	.0	.0	.0	.0	.0	.0	.0	.0	.0	.0
30. Warranty0	.0	.0	.0	.0	.0	.0	.0	.0	.0	.0	.0
34. Aggregate write-ins for other lines of business0	.0	.0	.0	.0	.0	.0	.0	.0	.0	.0	.0
35. TOTALS (a)	1,418,417	1,454,860	0	586,868	509,532	791,156	466,727	1,719	(1,355)	1,573	468,395	38,155
DETAILS OF WRITE-INS												
3401.												
3402.												
3403.												
3498. Summary of remaining write-ins for Line 34 from overflow page0	.0	.0	.0	.0	.0	.0	.0	.0	.0	.0	.0
3499. Totals (Lines 3401 thru 3403 plus 3498)(Line 34 above)0	.0	.0	.0	.0	.0	.0	.0	.0	.0	.0	.0

(a) Finance and service charges not included in Lines 1 to 35 \$ 22,010

(b) For health business on indicated lines report: Number of persons insured under PPO managed care products 0 and number of persons insured under indemnity only products 0



ANNUAL STATEMENT FOR THE YEAR 2012 OF THE American Modern Home Insurance Co.

EXHIBIT OF PREMIUMS AND LOSSES (Statutory Page 14)

NAIC Group Code 0361

Direct Business in the state of Virginia

During the Year 2012

NAIC Company Code 23469

Line of Business	Gross Premiums, Including Policy and Membership Fees, Less Return Premiums and Premiums on Policies not Taken		3 Dividends Paid or Credited to Policyholders on Direct Business	4 Direct Unearned Premium Reserves	5 Direct Losses Paid (deducting salvage)	6 Direct Losses Incurred	7 Direct Losses Unpaid	8 Direct Defense and Cost Containment Expense Paid	9 Direct Defense and Cost Containment Expense Incurred	10 Direct Defense and Cost Containment Expense Unpaid	11 Commissions and Brokerage Expenses	12 Taxes, Licenses and Fees
	1 Direct Premiums Written	2 Direct Premiums Earned										
1. Fire	1,091,446	1,193,546	.0	519,059	411,600	144,130	51,818	6,609	9,616	3,006	288,687	66,687
2.1 Allied lines	836,789	851,861	.0	390,494	231,018	272,315	139,866	3,548	7,231	3,682	254,886	51,128
2.2 Multiple peril crop0	.0	.0	.0	.0	.0	.0	.0	.0	.0	.0	.0
2.3 Federal flood0	.0	.0	.0	.0	.0	.0	.0	.0	.0	.0	.0
3. Farmowners multiple peril0	.0	.0	.0	.0	.0	.0	.0	.0	.0	.0	.0
4. Homeowners multiple peril	4,212,984	4,072,295	.0	2,261,251	1,343,483	1,122,117	728,982	39,075	17,219	28,732	1,423,989	257,413
5.1 Commercial multiple peril (non-liability portion)0	.0	.0	.0	.0	.0	.0	.0	.0	.0	.0	.0
5.2 Commercial multiple peril (liability portion)0	.0	.0	.0	.0	.0	.0	.0	.0	.0	.0	.0
6. Mortgage guaranty0	.0	.0	.0	.0	.0	.0	.0	.0	.0	.0	.0
8. Ocean marine	456	8,440	.0	197	.0	.0	.0	.0	.0	.0	149	28
9. Inland marine	1,513,400	1,295,019	.0	523,511	403,764	466,664	192,693	2,038	2,425	857	524,393	92,469
10. Financial guaranty0	.0	.0	.0	.0	.0	.0	.0	.0	.0	.0	.0
11. Medical professional liability0	.0	.0	.0	.0	.0	.0	.0	.0	.0	.0	.0
12. Earthquake0	.0	.0	.0	.0	.0	.0	.0	.0	.0	.0	.0
13. Group accident and health (b)0	.0	.0	.0	.0	.0	.0	.0	.0	.0	.0	.0
14. Credit accident and health (group and individual)0	.0	.0	.0	.0	.0	.0	.0	.0	.0	.0	.0
15.1 Collectively renewable accident and health (b)0	.0	.0	.0	.0	.0	.0	.0	.0	.0	.0	.0
15.2 Non-cancelable accident and health(b)0	.0	.0	.0	.0	.0	.0	.0	.0	.0	.0	.0
15.3 Guaranteed renewable accident and health(b)0	.0	.0	.0	.0	.0	.0	.0	.0	.0	.0	.0
15.4 Non-renewable for stated reasons only (b)0	.0	.0	.0	.0	.0	.0	.0	.0	.0	.0	.0
15.5 Other accident only0	.0	.0	.0	.0	.0	.0	.0	.0	.0	.0	.0
15.6 Medicare Title XVIII exempt from state taxes or fees0	.0	.0	.0	.0	.0	.0	.0	.0	.0	.0	.0
15.7 All other accident and health (b)	14,260	12,238	.0	2,022	11,267	13,438	2,171	.0	.0	.0	4,753	871
15.8 Federal employees health benefits program premium (b)0	.0	.0	.0	.0	.0	.0	.0	.0	.0	.0	.0
16. Workers' compensation0	.0	.0	.0	.0	.0	.0	.0	.0	.0	.0	.0
17.1 Other Liability - occurrence	203,420	227,942	.0	55,071	72,383	116,133	77,348	202	(13,105)	166	66,111	12,429
17.2 Other Liability - claims made0	.0	.0	.0	.0	.0	.0	.0	.0	.0	.0	.0
17.3 Excess workers' compensation0	.0	.0	.0	.0	.0	.0	.0	.0	.0	.0	.0
18. Products liability0	.0	.0	.0	.0	.0	.0	.0	.0	.0	.0	.0
19.1 Private passenger auto no-fault (personal injury protection)	467	452	.0	242	.0	.0	.0	.0	.0	.0	168	29
19.2 Other private passenger auto liability	157,501	161,014	.0	76,882	40,445	22,233	38,465	1,462	(12,672)	176	57,283	9,623
19.3 Commercial auto no-fault (personal injury protection)	538	538	.0	.0	.0	.0	.0	.0	.0	.0	180	33
19.4 Other commercial auto liability	22,771	22,771	.0	.0	.0	.0	.0	.0	(13)	.0	7,606	1,391
21.1 Private passenger auto physical damage	552,727	582,529	.0	270,084	119,047	124,577	18,501	318	364	42	198,595	33,772
21.2 Commercial auto physical damage	50,989	50,989	.0	.0	.0	(727)	.0	.0	.0	.0	17,030	3,115
22. Aircraft (all perils)0	.0	.0	.0	.0	.0	.0	.0	.0	.0	.0	.0
23. Fidelity0	.0	.0	.0	.0	.0	.0	.0	.0	.0	.0	.0
24. Surety0	.0	.0	.0	.0	.0	.0	.0	.0	.0	.0	.0
26. Burglary and theft0	.0	.0	.0	.0	.0	.0	.0	.0	.0	.0	.0
27. Boiler and machinery0	.0	.0	.0	.0	.0	.0	.0	.0	.0	.0	.0
28. Credit0	.0	.0	.0	.0	.0	.0	.0	.0	.0	.0	.0
30. Warranty0	.0	.0	.0	.0	.0	.0	.0	.0	.0	.0	.0
34. Aggregate write-ins for other lines of business0	.0	.0	.0	.0	.0	.0	.0	.0	.0	.0	.0
35. TOTALS (a)	8,657,748	8,479,633	0	4,098,812	2,633,007	2,280,879	1,249,845	53,251	11,063	36,662	2,843,830	528,988
DETAILS OF WRITE-INS												
3401.												
3402.												
3403.												
3498. Summary of remaining write-ins for Line 34 from overflow page0	.0	.0	.0	.0	.0	.0	.0	.0	.0	.0	.0
3499. Totals (Lines 3401 thru 3403 plus 3498)(Line 34 above)0	.0	.0	.0	.0	.0	.0	.0	.0	.0	.0	.0

(a) Finance and service charges not included in Lines 1 to 35 \$ 52,957

(b) For health business on indicated lines report: Number of persons insured under PPO managed care products 0 and number of persons insured under indemnity only products 0



ANNUAL STATEMENT FOR THE YEAR 2012 OF THE American Modern Home Insurance Co.

EXHIBIT OF PREMIUMS AND LOSSES (Statutory Page 14)

NAIC Group Code 0361

Direct Business in the state of Washington

During the Year 2012

NAIC Company Code 23469

Line of Business	Gross Premiums, Including Policy and Membership Fees, Less Return Premiums and Premiums on Policies not Taken		3 Dividends Paid or Credited to Policyholders on Direct Business	4 Direct Unearned Premium Reserves	5 Direct Losses Paid (deducting salvage)	6 Direct Losses Incurred	7 Direct Losses Unpaid	8 Direct Defense and Cost Containment Expense Paid	9 Direct Defense and Cost Containment Expense Incurred	10 Direct Defense and Cost Containment Expense Unpaid	11 Commissions and Brokerage Expenses	12 Taxes, Licenses and Fees
	1 Direct Premiums Written	2 Direct Premiums Earned										
1. Fire	1,214,162	1,219,694	.0	370,360	519,656	358,176	261,368	391	598	208	419,493	36,182
2.1 Allied lines	747,311	752,977	.0	235,248	44,074	(158,124)	14,381	.0	(2)	.0	191,087	22,270
2.2 Multiple peril crop0	.0	.0	.0	.0	.0	.0	.0	.0	.0	.0	.0
2.3 Federal flood0	.0	.0	.0	.0	.0	.0	.0	.0	.0	.0	.0
3. Farmowners multiple peril0	.0	.0	.0	.0	.0	.0	.0	.0	.0	.0	.0
4. Homeowners multiple peril	4,452,610	4,105,722	.0	2,423,612	1,430,710	1,562,100	460,799	168	(426)	1,756	1,402,572	132,688
5.1 Commercial multiple peril (non-liability portion)	91,068	32,593	.0	58,475	28,679	37,793	9,114	.0	.0	.0	18,095	2,714
5.2 Commercial multiple peril (liability portion)	19,474	7,152	.0	12,322	.0	.0	.0	.0	(131)	.0	3,908	580
6. Mortgage guaranty0	.0	.0	.0	.0	.0	.0	.0	.0	.0	.0	.0
8. Ocean marine	(1,059)	3,826	.0	.0	.0	.0	.0	.0	.0	.0	(190)	.0
9. Inland marine	547,099	487,198	.0	222,423	222,674	288,291	106,381	1,670	2,037	696	194,822	16,304
10. Financial guaranty0	.0	.0	.0	.0	.0	.0	.0	.0	.0	.0	.0
11. Medical professional liability0	.0	.0	.0	.0	.0	.0	.0	.0	.0	.0	.0
12. Earthquake	2,217,737	2,093,853	.0	1,090,453	.0	.0	.0	.0	.0	.0	639,817	66,089
13. Group accident and health (b)0	.0	.0	.0	.0	.0	.0	.0	.0	.0	.0	.0
14. Credit accident and health (group and individual)0	.0	.0	.0	.0	.0	.0	.0	.0	.0	.0	.0
15.1 Collectively renewable accident and health (b)0	.0	.0	.0	.0	.0	.0	.0	.0	.0	.0	.0
15.2 Non-cancelable accident and health(b)0	.0	.0	.0	.0	.0	.0	.0	.0	.0	.0	.0
15.3 Guaranteed renewable accident and health(b)0	.0	.0	.0	.0	.0	.0	.0	.0	.0	.0	.0
15.4 Non-renewable for stated reasons only (b)0	.0	.0	.0	.0	.0	.0	.0	.0	.0	.0	.0
15.5 Other accident only0	.0	.0	.0	.0	.0	.0	.0	.0	.0	.0	.0
15.6 Medicare Title XVIII exempt from state taxes or fees0	.0	.0	.0	.0	.0	.0	.0	.0	.0	.0	.0
15.7 All other accident and health (b)0	.0	.0	.0	.0	.0	.0	.0	.0	.0	.0	.0
15.8 Federal employees health benefits program premium (b)0	.0	.0	.0	.0	.0	.0	.0	.0	.0	.0	.0
16. Workers' compensation0	.0	.0	.0	.0	.0	.0	.0	.0	.0	.0	.0
17.1 Other Liability - occurrence	72,145	95,235	.0	33,779	8,454	(30,154)	6,342	573	654	84	25,489	2,150
17.2 Other Liability - claims made0	.0	.0	.0	.0	.0	.0	.0	.0	.0	.0	.0
17.3 Excess workers' compensation0	.0	.0	.0	.0	.0	.0	.0	.0	.0	.0	.0
18. Products liability0	.0	.0	.0	.0	.0	.0	.0	.0	.0	.0	.0
19.1 Private passenger auto no-fault (personal injury protection)	35,121	35,701	.0	17,349	.0	.0	.0	.0	.0	.0	13,111	1,047
19.2 Other private passenger auto liability	258,295	237,469	.0	126,230	322,557	228,787	166,477	4,113	4,468	941	83,791	7,697
19.3 Commercial auto no-fault (personal injury protection)	596	596	.0	.0	.0	.0	.0	.0	.0	.0	198	18
19.4 Other commercial auto liability	110,859	110,859	.0	.0	7,874	7,223	25,973	95	161	313	36,916	3,304
21.1 Private passenger auto physical damage	886,989	938,694	.0	446,991	472,193	371,955	116,692	21,355	24,464	2,829	231,327	26,432
21.2 Commercial auto physical damage	113,498	113,498	.0	.0	82,177	82,555	2,355	118	69	(49)	38,499	3,382
22. Aircraft (all perils)0	.0	.0	.0	.0	.0	.0	.0	.0	.0	.0	.0
23. Fidelity0	.0	.0	.0	.0	.0	.0	.0	.0	.0	.0	.0
24. Surety0	.0	.0	.0	.0	.0	.0	.0	.0	.0	.0	.0
26. Burglary and theft0	.0	.0	.0	.0	.0	.0	.0	.0	.0	.0	.0
27. Boiler and machinery0	.0	.0	.0	.0	.0	.0	.0	.0	.0	.0	.0
28. Credit0	.0	.0	.0	.0	.0	.0	.0	.0	.0	.0	.0
30. Warranty0	.0	.0	.0	.0	.0	.0	.0	.0	.0	.0	.0
34. Aggregate write-ins for other lines of business0	.0	.0	.0	.0	.0	.0	.0	.0	.0	.0	.0
35. TOTALS (a)	10,765,906	10,235,066	0	5,037,242	3,139,047	2,748,603	1,169,881	28,485	31,892	6,777	3,298,935	320,856
DETAILS OF WRITE-INS												
3401.												
3402.												
3403.												
3498. Summary of remaining write-ins for Line 34 from overflow page0	.0	.0	.0	.0	.0	.0	.0	.0	.0	.0	.0
3499. Totals (Lines 3401 thru 3403 plus 3498)(Line 34 above)0	.0	.0	.0	.0	.0	.0	.0	.0	.0	.0	.0

(a) Finance and service charges not included in Lines 1 to 35 \$ 48,329

(b) For health business on indicated lines report: Number of persons insured under PPO managed care products 0 and number of persons insured under indemnity only products 0

19.WA



ANNUAL STATEMENT FOR THE YEAR 2012 OF THE American Modern Home Insurance Co.

EXHIBIT OF PREMIUMS AND LOSSES (Statutory Page 14)

NAIC Group Code 0361

Direct Business in the state of West Virginia

During the Year 2012

NAIC Company Code 23469

Line of Business	Gross Premiums, Including Policy and Membership Fees, Less Return Premiums and Premiums on Policies not Taken		3 Dividends Paid or Credited to Policyholders on Direct Business	4 Direct Unearned Premium Reserves	5 Direct Losses Paid (deducting salvage)	6 Direct Losses Incurred	7 Direct Losses Unpaid	8 Direct Defense and Cost Containment Expense Paid	9 Direct Defense and Cost Containment Expense Incurred	10 Direct Defense and Cost Containment Expense Unpaid	11 Commissions and Brokerage Expenses	12 Taxes, Licenses and Fees
	1 Direct Premiums Written	2 Direct Premiums Earned										
1. Fire	832,476	850,472	.0	322,637	324,587	251,786	455,367	2,038	(591)	927	249,077	42,623
2.1 Allied lines	526,035	523,739	.0	213,576	6,469	(35,472)	14,510	106	22	110	177,011	26,933
2.2 Multiple peril crop0	.0	.0	.0	.0	.0	.0	.0	.0	.0	.0	.0
2.3 Federal flood0	.0	.0	.0	.0	.0	.0	.0	.0	.0	.0	.0
3. Farmowners multiple peril0	.0	.0	.0	.0	.0	.0	.0	.0	.0	.0	.0
4. Homeowners multiple peril	6,397,639	5,914,709	.0	3,416,410	3,956,870	4,829,068	1,227,337	53,221	24,950	44,407	2,086,910	327,559
5.1 Commercial multiple peril (non-liability portion)0	.0	.0	.0	.0	.0	.0	.0	.0	.0	.0	.0
5.2 Commercial multiple peril (liability portion)0	.0	.0	.0	.0	.0	.0	.0	.0	.0	.0	.0
6. Mortgage guaranty0	.0	.0	.0	.0	.0	.0	.0	.0	.0	.0	.0
8. Ocean marine	21,292	18,821	.0	10,461	5,714	2,563	31	.0	.0	.0	6,805	1,090
9. Inland marine	385,107	377,707	.0	15,143	121,228	181,185	92,190	6,050	8,291	2,521	125,622	19,717
10. Financial guaranty0	.0	.0	.0	.0	.0	.0	.0	.0	.0	.0	.0
11. Medical professional liability0	.0	.0	.0	.0	.0	.0	.0	.0	.0	.0	.0
12. Earthquake0	.0	.0	.0	.0	.0	.0	.0	.0	.0	.0	.0
13. Group accident and health (b)0	.0	.0	.0	.0	.0	.0	.0	.0	.0	.0	.0
14. Credit accident and health (group and individual)0	.0	.0	.0	.0	.0	.0	.0	.0	.0	.0	.0
15.1 Collectively renewable accident and health (b)0	.0	.0	.0	.0	.0	.0	.0	.0	.0	.0	.0
15.2 Non-cancelable accident and health(b)0	.0	.0	.0	.0	.0	.0	.0	.0	.0	.0	.0
15.3 Guaranteed renewable accident and health(b)0	.0	.0	.0	.0	.0	.0	.0	.0	.0	.0	.0
15.4 Non-renewable for stated reasons only (b)0	.0	.0	.0	.0	.0	.0	.0	.0	.0	.0	.0
15.5 Other accident only0	.0	.0	.0	.0	.0	.0	.0	.0	.0	.0	.0
15.6 Medicare Title XVIII exempt from state taxes or fees0	.0	.0	.0	.0	.0	.0	.0	.0	.0	.0	.0
15.7 All other accident and health (b)0	.0	.0	.0	.0	.0	.0	.0	.0	.0	.0	.0
15.8 Federal employees health benefits program premium (b)0	.0	.0	.0	.0	.0	.0	.0	.0	.0	.0	.0
16. Workers' compensation0	.0	.0	.0	.0	.0	.0	.0	.0	.0	.0	.0
17.1 Other Liability - occurrence	67,809	69,572	.0	34,245	3,942	(11,597)	3,267	.0	(423)	2	19,393	3,472
17.2 Other Liability - claims made0	.0	.0	.0	.0	.0	.0	.0	.0	.0	.0	.0
17.3 Excess workers' compensation0	.0	.0	.0	.0	.0	.0	.0	.0	.0	.0	.0
18. Products liability0	.0	.0	.0	.0	.0	.0	.0	.0	.0	.0	.0
19.1 Private passenger auto no-fault (personal injury protection)0	.0	.0	.0	.0	.0	.0	.0	.0	.0	.0	.0
19.2 Other private passenger auto liability	30,565	26,171	.0	14,698	.0	.0	.0	.0	37	37	8,445	1,565
19.3 Commercial auto no-fault (personal injury protection)0	.0	.0	.0	.0	.0	.0	.0	.0	.0	.0	.0
19.4 Other commercial auto liability	2,495	2,495	.0	.0	.0	.0	.0	.0	.0	.0	806	128
21.1 Private passenger auto physical damage	134,234	129,162	.0	67,732	12,430	16,021	3,813	.0	13	14	38,820	6,873
21.2 Commercial auto physical damage	1,966	1,966	.0	.0	.0	.0	.0	.0	.0	.0	653	101
22. Aircraft (all perils)0	.0	.0	.0	.0	.0	.0	.0	.0	.0	.0	.0
23. Fidelity0	.0	.0	.0	.0	.0	.0	.0	.0	.0	.0	.0
24. Surety0	.0	.0	.0	.0	.0	.0	.0	.0	.0	.0	.0
26. Burglary and theft0	.0	.0	.0	.0	.0	.0	.0	.0	.0	.0	.0
27. Boiler and machinery0	.0	.0	.0	.0	.0	.0	.0	.0	.0	.0	.0
28. Credit0	.0	.0	.0	.0	.0	.0	.0	.0	.0	.0	.0
30. Warranty0	.0	.0	.0	.0	.0	.0	.0	.0	.0	.0	.0
34. Aggregate write-ins for other lines of business0	.0	.0	.0	.0	.0	.0	.0	.0	.0	.0	.0
35. TOTALS (a)	8,399,619	7,914,814	0	4,094,904	4,431,240	5,233,553	1,796,514	61,415	32,300	48,017	2,713,542	430,060
DETAILS OF WRITE-INS												
3401.												
3402.												
3403.												
3498. Summary of remaining write-ins for Line 34 from overflow page0	.0	.0	.0	.0	.0	.0	.0	.0	.0	.0	.0
3499. Totals (Lines 3401 thru 3403 plus 3498)(Line 34 above)0	.0	.0	.0	.0	.0	.0	.0	.0	.0	.0	.0

(a) Finance and service charges not included in Lines 1 to 35 \$ 109,207

(b) For health business on indicated lines report: Number of persons insured under PPO managed care products 0 and number of persons insured under indemnity only products 0

19.WV



ANNUAL STATEMENT FOR THE YEAR 2012 OF THE American Modern Home Insurance Co.

EXHIBIT OF PREMIUMS AND LOSSES (Statutory Page 14)

NAIC Group Code 0361

Direct Business in the state of Wisconsin

During the Year 2012

NAIC Company Code 23469

Line of Business	Gross Premiums, Including Policy and Membership Fees, Less Return Premiums and Premiums on Policies not Taken		3 Dividends Paid or Credited to Policyholders on Direct Business	4 Direct Unearned Premium Reserves	5 Direct Losses Paid (deducting salvage)	6 Direct Losses Incurred	7 Direct Losses Unpaid	8 Direct Defense and Cost Containment Expense Paid	9 Direct Defense and Cost Containment Expense Incurred	10 Direct Defense and Cost Containment Expense Unpaid	11 Commissions and Brokerage Expenses	12 Taxes, Licenses and Fees
	1 Direct Premiums Written	2 Direct Premiums Earned										
1. Fire	1,689,766	1,738,873	.0	667,113	584,377	515,861	99,606	.0	(2,424)	171	559,313	49,679
2.1 Allied lines	1,193,863	1,187,837	.0	489,012	1,062,587	1,016,135	198,739	1,087	2,213	1,128	383,827	35,100
2.2 Multiple peril crop0	.0	.0	.0	.0	.0	.0	.0	.0	.0	.0	.0
2.3 Federal flood0	.0	.0	.0	.0	.0	.0	.0	.0	.0	.0	.0
3. Farmowners multiple peril0	.0	.0	.0	.0	.0	.0	.0	.0	.0	.0	.0
4. Homeowners multiple peril	161,749	169,397	.0	87,249	80,877	65,346	10,756	22	(24)	5	40,486	4,755
5.1 Commercial multiple peril (non-liability portion)	14,617	1,684	.0	12,933	.0	(7)	20	.0	.0	.0	4,743	430
5.2 Commercial multiple peril (liability portion)0	.0	.0	.0	.0	.0	.0	.0	.0	.0	.0	.0
6. Mortgage guaranty0	.0	.0	.0	.0	.0	.0	.0	.0	.0	.0	.0
8. Ocean marine	111,446	120,376	.0	54,146	39,085	29,424	7,459	555	557	2	33,790	3,277
9. Inland marine	385,958	408,840	.0	121,112	115,455	128,135	53,141	1,790	2,478	746	132,499	11,347
10. Financial guaranty0	.0	.0	.0	.0	.0	.0	.0	.0	.0	.0	.0
11. Medical professional liability0	.0	.0	.0	.0	.0	.0	.0	.0	.0	.0	.0
12. Earthquake0	.0	.0	.0	.0	.0	.0	.0	.0	.0	.0	.0
13. Group accident and health (b)0	.0	.0	.0	.0	.0	.0	.0	.0	.0	.0	.0
14. Credit accident and health (group and individual)0	.0	.0	.0	.0	.0	.0	.0	.0	.0	.0	.0
15.1 Collectively renewable accident and health (b)0	.0	.0	.0	.0	.0	.0	.0	.0	.0	.0	.0
15.2 Non-cancelable accident and health(b)0	.0	.0	.0	.0	.0	.0	.0	.0	.0	.0	.0
15.3 Guaranteed renewable accident and health(b)0	.0	.0	.0	.0	.0	.0	.0	.0	.0	.0	.0
15.4 Non-renewable for stated reasons only (b)0	.0	.0	.0	.0	.0	.0	.0	.0	.0	.0	.0
15.5 Other accident only0	.0	.0	.0	.0	.0	.0	.0	.0	.0	.0	.0
15.6 Medicare Title XVIII exempt from state taxes or fees0	.0	.0	.0	.0	.0	.0	.0	.0	.0	.0	.0
15.7 All other accident and health (b)0	.0	.0	.0	.0	.0	.0	.0	.0	.0	.0	.0
15.8 Federal employees health benefits program premium (b)0	.0	.0	.0	.0	.0	.0	.0	.0	.0	.0	.0
16. Workers' compensation0	.0	.0	.0	.0	.0	.0	.0	.0	.0	.0	.0
17.1 Other Liability - occurrence	577,911	619,004	.0	71,354	388,862	(412,162)	866,442	42,218	22,670	72,773	171,755	16,991
17.2 Other Liability - claims made0	.0	.0	.0	.0	.0	.0	.0	.0	.0	.0	.0
17.3 Excess workers' compensation0	.0	.0	.0	.0	.0	.0	.0	.0	.0	.0	.0
18. Products liability0	.0	.0	.0	.0	.0	.0	.0	.0	.0	.0	.0
19.1 Private passenger auto no-fault (personal injury protection)0	.0	.0	.0	.0	.0	.0	.0	.0	.0	.0	.0
19.2 Other private passenger auto liability	147,883	148,781	.0	72,816	316,149	120,803	124,209	5,867	4,999	642	39,544	4,348
19.3 Commercial auto no-fault (personal injury protection)	609	609	.0	.0	.0	.0	.0	.0	.0	.0	197	18
19.4 Other commercial auto liability	91,951	91,951	.0	.0	39,603	350,000	312,519	110	2,427	4,876	29,737	2,703
21.1 Private passenger auto physical damage	406,083	417,218	.0	199,116	76,928	73,157	4,904	6	7	1	101,643	11,939
21.2 Commercial auto physical damage	116,721	116,721	.0	.0	15,281	14,354	2,934	.0	.0	.0	38,425	3,432
22. Aircraft (all perils)0	.0	.0	.0	.0	.0	.0	.0	.0	.0	.0	.0
23. Fidelity0	.0	.0	.0	.0	.0	.0	.0	.0	.0	.0	.0
24. Surety0	.0	.0	.0	.0	.0	.0	.0	.0	.0	.0	.0
26. Burglary and theft0	.0	.0	.0	.0	.0	.0	.0	.0	.0	.0	.0
27. Boiler and machinery0	.0	.0	.0	.0	.0	.0	.0	.0	.0	.0	.0
28. Credit0	.0	.0	.0	.0	.0	.0	.0	.0	.0	.0	.0
30. Warranty0	.0	.0	.0	.0	.0	.0	.0	.0	.0	.0	.0
34. Aggregate write-ins for other lines of business0	.0	.0	.0	.0	.0	.0	.0	.0	.0	.0	.0
35. TOTALS (a)	4,898,558	5,021,293	0	1,774,851	2,719,204	1,901,047	1,680,728	51,655	32,903	80,344	1,535,959	144,018
DETAILS OF WRITE-INS												
3401.												
3402.												
3403.												
3498. Summary of remaining write-ins for Line 34 from overflow page0	.0	.0	.0	.0	.0	.0	.0	.0	.0	.0	.0
3499. Totals (Lines 3401 thru 3403 plus 3498)(Line 34 above)0	.0	.0	.0	.0	.0	.0	.0	.0	.0	.0	.0

(a) Finance and service charges not included in Lines 1 to 35 \$ 13,095

(b) For health business on indicated lines report: Number of persons insured under PPO managed care products 0 and number of persons insured under indemnity only products 0

19.W1



ANNUAL STATEMENT FOR THE YEAR 2012 OF THE American Modern Home Insurance Co.

EXHIBIT OF PREMIUMS AND LOSSES (Statutory Page 14)

NAIC Group Code 0361

Direct Business in the state of Wyoming

During the Year 2012

NAIC Company Code 23469

Line of Business	Gross Premiums, Including Policy and Membership Fees, Less Return Premiums and Premiums on Policies not Taken		3 Dividends Paid or Credited to Policyholders on Direct Business	4 Direct Unearned Premium Reserves	5 Direct Losses Paid (deducting salvage)	6 Direct Losses Incurred	7 Direct Losses Unpaid	8 Direct Defense and Cost Containment Expense Paid	9 Direct Defense and Cost Containment Expense Incurred	10 Direct Defense and Cost Containment Expense Unpaid	11 Commissions and Brokerage Expenses	12 Taxes, Licenses and Fees
	1 Direct Premiums Written	2 Direct Premiums Earned										
1. Fire	109,671	117,475	.0	27,537	.0	(563)	.0	.0	.0	.0	33,779	2,479
2.1 Allied lines	59,704	64,898	.0	17,669	12,231	13,869	1,909	.0	.0	.0	21,040	1,349
2.2 Multiple peril crop0	.0	.0	.0	.0	.0	.0	.0	.0	.0	.0	.0
2.3 Federal flood0	.0	.0	.0	.0	.0	.0	.0	.0	.0	.0	.0
3. Farmowners multiple peril0	.0	.0	.0	.0	.0	.0	.0	.0	.0	.0	.0
4. Homeowners multiple peril	512,274	498,192	.0	274,707	189,668	57,314	59,004	1,016	(4,401)	282	151,684	11,577
5.1 Commercial multiple peril (non-liability portion)0	.0	.0	.0	.0	.0	.0	.0	.0	.0	.0	.0
5.2 Commercial multiple peril (liability portion)0	.0	.0	.0	.0	.0	.0	.0	.0	.0	.0	.0
6. Mortgage guaranty0	.0	.0	.0	.0	.0	.0	.0	.0	.0	.0	.0
8. Ocean marine	11,090	11,987	.0	4,734	.0	.0	.0	.0	.0	.0	3,997	251
9. Inland marine	119,120	123,011	.0	11,402	47,327	38,120	19,179	.0	(130)	8	35,355	2,692
10. Financial guaranty0	.0	.0	.0	.0	.0	.0	.0	.0	.0	.0	.0
11. Medical professional liability0	.0	.0	.0	.0	.0	.0	.0	.0	.0	.0	.0
12. Earthquake0	.0	.0	.0	.0	.0	.0	.0	.0	.0	.0	.0
13. Group accident and health (b)0	.0	.0	.0	.0	.0	.0	.0	.0	.0	.0	.0
14. Credit accident and health (group and individual)0	.0	.0	.0	.0	.0	.0	.0	.0	.0	.0	.0
15.1 Collectively renewable accident and health (b)0	.0	.0	.0	.0	.0	.0	.0	.0	.0	.0	.0
15.2 Non-cancelable accident and health(b)0	.0	.0	.0	.0	.0	.0	.0	.0	.0	.0	.0
15.3 Guaranteed renewable accident and health(b)0	.0	.0	.0	.0	.0	.0	.0	.0	.0	.0	.0
15.4 Non-renewable for stated reasons only (b)0	.0	.0	.0	.0	.0	.0	.0	.0	.0	.0	.0
15.5 Other accident only0	.0	.0	.0	.0	.0	.0	.0	.0	.0	.0	.0
15.6 Medicare Title XVIII exempt from state taxes or fees0	.0	.0	.0	.0	.0	.0	.0	.0	.0	.0	.0
15.7 All other accident and health (b)0	.0	.0	.0	.0	.0	.0	.0	.0	.0	.0	.0
15.8 Federal employees health benefits program premium (b)0	.0	.0	.0	.0	.0	.0	.0	.0	.0	.0	.0
16. Workers' compensation0	.0	.0	.0	.0	.0	.0	.0	.0	.0	.0	.0
17.1 Other Liability - occurrence	11,345	12,349	.0	4,352	10,000	7,561	7,561	.0	(315)	.0	3,204	256
17.2 Other Liability - claims made0	.0	.0	.0	.0	.0	.0	.0	.0	.0	.0	.0
17.3 Excess workers' compensation0	.0	.0	.0	.0	.0	.0	.0	.0	.0	.0	.0
18. Products liability0	.0	.0	.0	.0	.0	.0	.0	.0	.0	.0	.0
19.1 Private passenger auto no-fault (personal injury protection)0	.0	.0	.0	.0	.0	.0	.0	.0	.0	.0	.0
19.2 Other private passenger auto liability	35,855	38,876	.0	17,075	250	(3,367)	101,034	554	(157)	31,778	9,785	810
19.3 Commercial auto no-fault (personal injury protection)0	.0	.0	.0	.0	.0	.0	.0	.0	.0	.0	.0
19.4 Other commercial auto liability	13,967	13,967	.0	.0	.0	.0	.0	.0	.0	.0	4,499	316
21.1 Private passenger auto physical damage	91,350	97,725	.0	43,253	17,856	21,300	6,073	.0	12	.0	27,049	2,065
21.2 Commercial auto physical damage	24,449	24,449	.0	.0	.0	(104)	.0	.0	.0	.0	8,146	553
22. Aircraft (all perils)0	.0	.0	.0	.0	.0	.0	.0	.0	.0	.0	.0
23. Fidelity0	.0	.0	.0	.0	.0	.0	.0	.0	.0	.0	.0
24. Surety0	.0	.0	.0	.0	.0	.0	.0	.0	.0	.0	.0
26. Burglary and theft0	.0	.0	.0	.0	.0	.0	.0	.0	.0	.0	.0
27. Boiler and machinery0	.0	.0	.0	.0	.0	.0	.0	.0	.0	.0	.0
28. Credit0	.0	.0	.0	.0	.0	.0	.0	.0	.0	.0	.0
30. Warranty0	.0	.0	.0	.0	.0	.0	.0	.0	.0	.0	.0
34. Aggregate write-ins for other lines of business0	.0	.0	.0	.0	.0	.0	.0	.0	.0	.0	.0
35. TOTALS (a)	988,825	1,002,930	0	400,729	277,333	134,131	194,760	1,570	(4,990)	32,067	298,537	22,347
DETAILS OF WRITE-INS												
3401.												
3402.												
3403.												
3498. Summary of remaining write-ins for Line 34 from overflow page0	.0	.0	.0	.0	.0	.0	.0	.0	.0	.0	.0
3499. Totals (Lines 3401 thru 3403 plus 3498)(Line 34 above)0	.0	.0	.0	.0	.0	.0	.0	.0	.0	.0	.0

(a) Finance and service charges not included in Lines 1 to 35 \$ 16,485

(b) For health business on indicated lines report: Number of persons insured under PPO managed care products 0 and number of persons insured under indemnity only products 0

19.WV



ANNUAL STATEMENT FOR THE YEAR 2012 OF THE American Modern Home Insurance Co.

EXHIBIT OF PREMIUMS AND LOSSES (Statutory Page 14)

NAIC Group Code 0361

Direct Business in the state of Guam

During the Year 2012

NAIC Company Code 23469

Line of Business	Gross Premiums, Including Policy and Membership Fees, Less Return Premiums and Premiums on Policies not Taken		3 Dividends Paid or Credited to Policyholders on Direct Business	4 Direct Unearned Premium Reserves	5 Direct Losses Paid (deducting salvage)	6 Direct Losses Incurred	7 Direct Losses Unpaid	8 Direct Defense and Cost Containment Expense Paid	9 Direct Defense and Cost Containment Expense Incurred	10 Direct Defense and Cost Containment Expense Unpaid	11 Commissions and Brokerage Expenses	12 Taxes, Licenses and Fees
	1 Direct Premiums Written	2 Direct Premiums Earned										
1. Fire												
2.1 Allied lines												
2.2 Multiple peril crop												
2.3 Federal flood												
3. Farmowners multiple peril												
4. Homeowners multiple peril												
5.1 Commercial multiple peril (non-liability portion)												
5.2 Commercial multiple peril (liability portion)												
6. Mortgage guaranty												
8. Ocean marine												
9. Inland marine												
10. Financial guaranty												
11. Medical professional liability												
12. Earthquake												
13. Group accident and health (b)												
14. Credit accident and health (group and individual)												
15.1 Collectively renewable accident and health (b)												
15.2 Non-cancelable accident and health(b)												
15.3 Guaranteed renewable accident and health(b)												
15.4 Non-renewable for stated reasons only (b)												
15.5 Other accident only												
15.6 Medicare Title XVIII exempt from state taxes or fees												
15.7 All other accident and health (b)												
15.8 Federal employees health benefits program premium (b)												
16. Workers' compensation												
17.1 Other Liability - occurrence												
17.2 Other Liability - claims made												
17.3 Excess workers' compensation												
18. Products liability												
19.1 Private passenger auto no-fault (personal injury protection)												
19.2 Other private passenger auto liability												
19.3 Commercial auto no-fault (personal injury protection)												
19.4 Other commercial auto liability												
21.1 Private passenger auto physical damage												
21.2 Commercial auto physical damage												
22. Aircraft (all perils)												
23. Fidelity												
24. Surety												
26. Burglary and theft												
27. Boiler and machinery												
28. Credit												
30. Warranty												
34. Aggregate write-ins for other lines of business												
35. TOTALS (a)												
DETAILS OF WRITE-INS												
3401.												
3402.												
3403.												
3498. Summary of remaining write-ins for Line 34 from overflow page												
3499. Totals (Lines 3401 thru 3403 plus 3498)(Line 34 above)												

NONE

(a) Finance and service charges not included in Lines 1 to 35 \$

(b) For health business on indicated lines report: Number of persons insured under PPO managed care products and number of persons insured under indemnity only products

19 GU



ANNUAL STATEMENT FOR THE YEAR 2012 OF THE American Modern Home Insurance Co.

EXHIBIT OF PREMIUMS AND LOSSES (Statutory Page 14)

NAIC Group Code 0361

Direct Business in the state of Puerto Rico

During the Year 2012

NAIC Company Code 23469

Line of Business	Gross Premiums, Including Policy and Membership Fees, Less Return Premiums and Premiums on Policies not Taken		3 Dividends Paid or Credited to Policyholders on Direct Business	4 Direct Unearned Premium Reserves	5 Direct Losses Paid (deducting salvage)	6 Direct Losses Incurred	7 Direct Losses Unpaid	8 Direct Defense and Cost Containment Expense Paid	9 Direct Defense and Cost Containment Expense Incurred	10 Direct Defense and Cost Containment Expense Unpaid	11 Commissions and Brokerage Expenses	12 Taxes, Licenses and Fees
	1 Direct Premiums Written	2 Direct Premiums Earned										
1. Fire												
2.1 Allied lines												
2.2 Multiple peril crop												
2.3 Federal flood												
3. Farmowners multiple peril												
4. Homeowners multiple peril												
5.1 Commercial multiple peril (non-liability portion)												
5.2 Commercial multiple peril (liability portion)												
6. Mortgage guaranty												
8. Ocean marine												
9. Inland marine												
10. Financial guaranty												
11. Medical professional liability												
12. Earthquake												
13. Group accident and health (b)												
14. Credit accident and health (group and individual)												
15.1 Collectively renewable accident and health (b)												
15.2 Non-cancelable accident and health(b)												
15.3 Guaranteed renewable accident and health(b)												
15.4 Non-renewable for stated reasons only (b)												
15.5 Other accident only												
15.6 Medicare Title XVIII exempt from state taxes or fees												
15.7 All other accident and health (b)												
15.8 Federal employees health benefits program premium (b)												
16. Workers' compensation												
17.1 Other Liability - occurrence												
17.2 Other Liability - claims made												
17.3 Excess workers' compensation												
18. Products liability												
19.1 Private passenger auto no-fault (personal injury protection)												
19.2 Other private passenger auto liability												
19.3 Commercial auto no-fault (personal injury protection)												
19.4 Other commercial auto liability												
21.1 Private passenger auto physical damage												
21.2 Commercial auto physical damage												
22. Aircraft (all perils)												
23. Fidelity												
24. Surety												
26. Burglary and theft												
27. Boiler and machinery												
28. Credit												
30. Warranty												
34. Aggregate write-ins for other lines of business												
35. TOTALS (a)												
DETAILS OF WRITE-INS												
3401.												
3402.												
3403.												
3498. Summary of remaining write-ins for Line 34 from overflow page												
3499. Totals (Lines 3401 thru 3403 plus 3498)(Line 34 above)												

NONE

(a) Finance and service charges not included in Lines 1 to 35 \$

(b) For health business on indicated lines report: Number of persons insured under PPO managed care products and number of persons insured under indemnity only products



ANNUAL STATEMENT FOR THE YEAR 2012 OF THE American Modern Home Insurance Co.

EXHIBIT OF PREMIUMS AND LOSSES (Statutory Page 14)

NAIC Group Code 0361

Direct Business in the state of Grand Total

During the Year 2012

NAIC Company Code 23469

Line of Business	Gross Premiums, Including Policy and Membership Fees, Less Return Premiums and Premiums on Policies not Taken		3 Dividends Paid or Credited to Policyholders on Direct Business	4 Direct Unearned Premium Reserves	5 Direct Losses Paid (deducting salvage)	6 Direct Losses Incurred	7 Direct Losses Unpaid	8 Direct Defense and Cost Containment Expense Paid	9 Direct Defense and Cost Containment Expense Incurred	10 Direct Defense and Cost Containment Expense Unpaid	11 Commissions and Brokerage Expenses	12 Taxes, Licenses and Fees
	1 Direct Premiums Written	2 Direct Premiums Earned										
1. Fire	105,012,912	103,126,962	.0	39,846,673	35,010,310	31,855,589	12,543,688	181,432	225,160	91,319	30,739,010	3,727,496
2.1 Allied lines	67,872,787	65,396,914	.0	26,736,189	40,910,153	43,541,243	15,189,174	370,172	759,312	404,068	22,462,326	2,417,296
2.2 Multiple peril crop	.0	.0	.0	.0	.0	.0	.0	.0	.0	.0	.0	.0
2.3 Federal flood	.0	.0	.0	.0	.0	.0	.0	.0	.0	.0	.0	.0
3. Farmowners multiple peril	.0	.0	.0	.0	.0	.0	.0	.0	.0	.0	.0	.0
4. Homeowners multiple peril	185,399,514	178,839,434	.0	99,482,784	79,842,006	80,994,905	31,615,905	1,327,646	661,344	1,440,868	58,852,633	6,697,496
5.1 Commercial multiple peril (non-liability portion)	6,883,593	4,445,539	.0	4,063,937	4,493,664	5,383,844	1,230,218	8,239	84,449	76,450	1,442,527	230,894
5.2 Commercial multiple peril (liability portion)	1,268,242	863,598	.0	723,677	41,370	151,561	282,665	14,957	10,078	13,468	253,238	42,018
6. Mortgage guaranty	.0	.0	.0	.0	.0	.0	.0	.0	.0	.0	.0	.0
8. Ocean marine	8,290,856	8,514,381	.0	3,884,847	8,930,727	11,089,926	4,752,354	266,212	303,506	65,263	2,410,760	307,705
9. Inland marine	63,913,783	54,822,813	.0	25,476,640	19,839,941	25,561,864	10,280,086	575,151	670,980	386,892	22,398,993	2,458,636
10. Financial guaranty	.0	.0	.0	.0	.0	.0	.0	.0	.0	.0	.0	.0
11. Medical professional liability	.0	.0	.0	.0	.0	.0	.0	.0	.0	.0	.0	.0
12. Earthquake	3,578,572	3,148,783	.0	1,794,421	2,752	2,752	.0	.0	.0	.0	1,077,523	111,111
13. Group accident and health (b)	.0	.0	.0	.0	.0	.0	.0	.0	.0	.0	.0	.0
14. Credit accident and health (group and individual)	.0	.0	.0	.0	.0	.0	.0	.0	.0	.0	.0	.0
15.1 Collectively renewable accident and health (b)	.0	.0	.0	.0	.0	.0	.0	.0	.0	.0	.0	.0
15.2 Non-cancelable accident and health (b)	.0	.0	.0	.0	.0	.0	.0	.0	.0	.0	.0	.0
15.3 Guaranteed renewable accident and health (b)	.0	.0	.0	.0	.0	.0	.0	.0	.0	.0	.0	.0
15.4 Non-renewable for stated reasons only (b)	.0	.0	.0	.0	.0	.0	.0	.0	.0	.0	.0	.0
15.5 Other accident only	.0	.0	.0	.0	.0	.0	.0	.0	.0	.0	.0	.0
15.6 Medicare Title XVIII exempt from state taxes or fees	.0	.0	.0	.0	.0	.0	.0	.0	.0	.0	.0	.0
15.7 All other accident and health (b)	136,075	117,142	.0	18,934	22,437	27,484	5,047	.0	.0	.0	45,354	4,912
15.8 Federal employees health benefits program premium (b)	.0	.0	.0	.0	.0	.0	.0	.0	.0	.0	.0	.0
16. Workers' compensation	.0	.0	.0	.0	.0	.0	.0	.0	.0	.0	.0	.0
17.1 Other Liability - occurrence	24,509,766	25,838,381	.0	6,521,748	10,888,558	11,555,352	22,768,393	1,148,168	368,697	1,527,732	7,787,225	830,416
17.2 Other Liability - claims made	.0	.0	.0	.0	.0	.0	.0	.0	.0	.0	.0	.0
17.3 Excess workers' compensation	.0	.0	.0	.0	.0	.0	.0	.0	.0	.0	.0	.0
18. Products liability	.0	.0	.0	.0	.0	.0	.0	.0	.0	.0	.0	.0
19.1 Private passenger auto no-fault (personal injury protection)	1,112,295	1,089,014	.0	527,407	45,687	(76,228)	165,495	13,260	(3,294)	(6,427)	410,820	32,029
19.2 Other private passenger auto liability	10,823,547	11,095,058	.0	5,017,408	5,929,616	4,742,976	6,730,880	347,519	266,766	404,240	3,329,371	370,689
19.3 Commercial auto no-fault (personal injury protection)	49,004	49,004	.0	.0	15,000	(5,014)	(35)	99	(397)	(57)	16,373	1,743
19.4 Other commercial auto liability	4,020,931	4,020,931	.0	209	884,839	1,034,883	1,229,515	54,123	82,206	226,593	1,318,363	135,223
21.1 Private passenger auto physical damage	27,710,843	30,779,212	.0	13,159,146	17,817,025	19,207,380	4,843,486	143,270	173,406	21,286	8,287,085	959,561
21.2 Commercial auto physical damage	4,660,891	4,660,891	.0	.0	2,734,986	2,386,358	315,625	22,634	13,384	(9,421)	1,549,324	157,072
22. Aircraft (all perils)	.0	.0	.0	.0	.0	.0	.0	.0	.0	.0	.0	.0
23. Fidelity	.0	.0	.0	.0	.0	.0	.0	.0	.0	.0	.0	.0
24. Surety	223,400	210,079	.0	83,667	30,639	(34,583)	(49,692)	.0	(194)	(182)	83,515	10,168
26. Burglary and theft	.0	.0	.0	.0	.0	.0	.0	.0	.0	.0	.0	.0
27. Boiler and machinery	.0	.0	.0	.0	.0	.0	.0	.0	.0	.0	.0	.0
28. Credit	.0	.0	.0	.0	.0	.0	.0	.0	.0	.0	.0	.0
30. Warranty	223,943	761,729	.0	2,025,827	1,285,037	951,432	(303,697)	.0	(10,201)	(10,555)	76,924	9,723
34. Aggregate write-ins for other lines of business	222,585	191,175	.0	31,410	13,686	19,182	5,497	.0	.0	.0	74,188	12,353
35. TOTALS (a)	515,913,539	497,971,039	0	229,394,922	228,738,434	238,390,906	111,604,601	4,472,882	3,605,202	4,631,538	162,615,552	18,516,540
DETAILS OF WRITE-INS												
3401. Travel Insurance	222,585	191,175	.0	31,410	13,686	19,182	5,497	.0	.0	.0	74,188	12,353
3402.												
3403.												
3498. Summary of remaining write-ins for Line 34 from overflow page	.0	.0	.0	.0	.0	.0	.0	.0	.0	.0	.0	.0
3499. Totals (Lines 3401 thru 3403 plus 3498)(Line 34 above)	222,585	191,175	0	31,410	13,686	19,182	5,497	0	0	0	74,188	12,353

(a) Finance and service charges not included in Lines 1 to 35 \$ 4,742,339

(b) For health business on indicated lines report: Number of persons insured under PPO managed care products 0 and number of persons insured under indemnity only products 0

19 GT

ANNUAL STATEMENT FOR THE YEAR 2012 OF THE American Modern Home Insurance Co.

SCHEDULE F - PART 1

Assumed Reinsurance as of December 31, Current Year (000 OMITTED)

1 Federal ID Number	2 NAIC Company Code	3 Name of Reinsured	4 Domiciliary Jurisdiction	5 Assumed Premium	Reinsurance On		8 Cols. 6 + 7	9 Contingent Commissions Payable	10 Assumed Premiums Receivable	11 Unearned Premium	12 Funds Held By or Deposited With Reinsured Companies	13 Letters of Credit Posted	14 Amount of Assets Pledged or Compensating Balances to Secure Letters of Credit	15 Amount of Assets Pledged or Collateral Held in Trust
					6 Paid Losses and Loss Adjustment Expenses	7 Known Case Losses and LAE								
31-0711074	23450	AMERICAN FAMILY HOME INSURANCE CO	FL	200,917	9,156	28,535	37,691	0	32,679	106,435	144,102	0	0	0
20-2769607	12314	AMERICAN MODERN INSURANCE CO OF FLORIDA	FL	10,020	69	776	844	0	1,682	5,322	6,262	0	0	0
38-2342976	38652	AMERICAN MODERN SELECT INSURANCE CO	OH	194,190	7,847	24,905	32,752	0	18,851	99,647	136,024	0	0	0
20-3901790	12489	AMERICAN MODERN SURPLUS LINES CO	OH	35,258	0	2,290	2,290	0	5,641	6,044	10,136	0	0	0
59-2236254	41998	AMERICAN SOUTHERN HOME INSURANCE CO	FL	84,026	1,132	8,162	9,295	0	8,507	41,209	53,010	0	0	0
31-0920414	35912	AMERICAN WESTERN HOME INSURANCE CO	OK	59,986	0	24,467	24,467	0	9,364	19,156	58,147	0	0	0
43-1262602	42722	FIRST MARINE INSURANCE CO	MO	0	0	0	0	0	276	0	0	0	0	0
0199999. Affiliates - U.S. Intercompany Pooling				584,397	18,204	89,136	107,339	0	77,002	277,814	407,681	0	0	0
31-1056196	42005	AMERICAN MODERN LLOYDS INS CO	TX	14,049	350	2,126	2,476	0	1,170	5,851	0	0	0	0
0299999. Affiliates - U.S. Non-Pool				14,049	350	2,126	2,476	0	1,170	5,851	0	0	0	0
0499999. Total - Affiliates				598,446	18,553	91,261	109,815	0	78,172	283,665	407,681	0	0	0
75-0773333	29246	CONSUMER COUNTY MUTUAL INSURANCE CO	TX	29,210	0	1,843	1,843	0	0	12,317	0	0	0	0
86-0844518	10676	FIRST GUARD REINSURANCE COMPANY	AZ	7,302	0	178	178	0	0	0	0	0	0	0
74-1005294	12877	GERMAN AMERICAN FARM BUREAU	TX	9,430	0	543	543	0	0	4,831	0	0	0	0
0599998. Other U.S. Unaffiliated Insurers Reinsurance for which the total of Column 8 is less than \$100,000				(925)	0	21	21	0	0	21,604	10	0	0	0
0599999. Total Other U.S. Unaffiliated Insurers				45,016	0	2,585	2,585	0	0	38,752	10	0	0	0
0699998. Pools and Associations - Reinsurance for which the total of Column 8 is less than \$100,000 - Mandatory Pools				0	0	0	0	0	0	0	0	0	0	0
0699999. Total Pools, Associations or Other Similar Facilities - Mandatory Pools				0	0	0	0	0	0	0	0	0	0	0
0799998. Pools and Associations - Reinsurance for which the total of Column 8 is less than \$100,000 - Voluntary Pools				0	0	0	0	0	0	0	0	0	0	0
0799999. Total Pools, Associations or Other Similar Facilities - Voluntary Pools				0	0	0	0	0	0	0	0	0	0	0
0899999. Total - Pools and Associations				0	0	0	0	0	0	0	0	0	0	0
0999998. Other Non-U.S. Insurers - Reinsurance for which the total of Column 8 is less than \$100,000				0	0	0	0	0	0	0	0	0	0	0
0999999. Total Other Non-U.S. Insurers				0	0	0	0	0	0	0	0	0	0	0
9999999 Totals				643,462	18,553	93,846	112,400	0	78,172	322,417	407,691	0	0	0

SCHEDULE F - PART 2

Premium Portfolio Reinsurance Effected or (Canceled) during Current Year

1 Federal ID Number	2 NAIC Com- pany Code	3 Name of Company	4 Date of Contract	5 Original Premium	6 Reinsurance Premium
NONE					

ANNUAL STATEMENT FOR THE YEAR 2012 OF THE American Modern Home Insurance Co.

SCHEDULE F - PART 3

Ceded Reinsurance as of December 31, Current Year (000 OMITTED)

1 Federal ID Number	2 NAIC Company Code	3 Name of Reinsurer	4 Domiciliary Jurisdiction	5 Reinsurance Contracts Ceding 75% or More of Direct Premiums Written	6 Reinsurance Premiums Ceded	7 Reinsurance Recoverable On										8 Reinsurance Payable		18 Net Amount Recoverable From Reinsurers Cols. 15 - [16 + 17]	19 Funds Held By Company Under Reinsurance Treaties
						7 Paid Losses	8 Paid LAE	9 Known Case Loss Reserves	10 Known Case LAE Reserves	11 IBNR Loss Reserves	12 IBNR LAE Reserves	13 Unearned Premiums	14 Contingent Commis- sions	15 Columns 7 thru 14 Totals	16 Ceded Balances Payable	17 Other Amounts Due to Reinsurers			
31-0711074	23450	AMERICAN FAMILY HOME INS CO	FL		205,588	5,567	629	27,600	2,112	12,921	1,837	96,245	0	146,911	20,325	0	126,585	142,119	
20-2769607	12314	AMERICAN MODERN INS CO OF FL	FL		15,229	412	47	2,044	156	957	136	7,129	0	10,882	1,344	0	9,538	10,527	
38-2342976	38652	AMERICAN MODERN SELECT INS CO	OH		38,072	1,031	116	5,111	391	2,393	340	17,823	0	27,206	5,027	0	22,179	26,318	
20-3901790	12489	AMERICAN MODERN SUPPLUS LINES CO	OH		38,072	1,860	210	5,111	391	2,393	340	17,823	0	28,128	3,183	0	24,945	26,318	
59-2236254	41998	AMERICAN SOUTHERN HOME INS CO	FL		30,458	825	93	4,089	313	1,914	272	14,259	0	21,765	5,386	0	16,379	21,055	
31-0920414	35912	AMERICAN WESTERN HOME INS CO	OK		68,529	6,638	750	9,200	704	4,307	612	32,082	0	54,293	9,129	0	45,164	47,373	
43-1262602	42722	FIRST MARINE INSURANCE CO	MO		3,807	128	14	511	39	2,748	307	1,782	0	2,748	307	0	2,442	2,634	
0199999. Total Authorized - Affiliates - U.S. Intercompany Pooling					399,755	16,461	1,859	53,666	4,108	25,123	3,572	187,143	0	291,932	44,701	0	247,232	276,345	
06-0384680	11452	HARTFORD STEAM BOILER	CT		157	0	0	0	0	0	0	94	0	94	0	0	94	0	
13-4924125	10227	MUNICH RE AMERICA	DE		315,070	31,427	4,056	26,844	616	10,474	448	179,347	0	253,211	48,062	0	205,149	385	
0299999. Total Authorized - Affiliates - U.S. Non-Pool					315,227	31,427	4,056	26,844	616	10,474	448	179,441	0	253,305	48,062	0	205,243	385	
0499999. Total Authorized - Affiliates					714,982	47,887	5,915	80,510	4,724	35,598	4,020	366,584	0	545,238	92,763	0	452,475	276,730	
06-1182357	22730	ALLIED WORLD RE CO	NH		297	180	22	255	16	81	67	0	0	621	30	0	591	0	
36-2661954	10103	AMERICAN AGRICULTURAL INS CO (OH)	IN		576	18	0	0	0	0	0	0	0	18	9	0	9	0	
58-1529575	42978	AMERICAN SECURITY INS CO	DE		(184)	0	0	0	0	0	0	0	0	1	(1)	0	2	0	
39-6040366	19283	AMERICAN STANDARD INS CO OF WI	WI		715	9	1	7	1	8	2	494	0	522	195	0	328	0	
51-0434766	20370	AXIS REINSURANCE COMPANY, USA	NY		0	32	4	156	21	0	0	0	0	213	0	0	213	0	
47-0574325	32603	BERKLEY INS CO	DE		0	0	0	252	45	34	28	0	0	359	0	0	359	0	
36-2114545	20443	CONTINENTAL CAS CO	IL		0	8	1	26	14	0	0	0	0	50	0	0	50	0	
39-0972608	10847	CUMIS INS SOCIETY INC	IA		2,989	208	27	156	28	57	46	0	0	523	137	0	386	0	
42-0234980	21415	EMPLOYERS MUT CAS CO	IA		331	87	10	226	27	89	74	0	0	513	16	0	498	0	
48-0921045	39845	EMPLOYERS REINS CORP	MO		0	82	11	7	1	52	43	0	0	195	0	0	195	0	
35-2293075	11551	ENDURANCE REINS CORP OF AMER	DE		360	11	0	105	16	0	0	0	0	132	(48)	0	179	0	
22-2005057	26921	EVEREST REINS CO	DE		863	30	1	1	0	0	0	0	0	31	14	0	17	0	
05-0316605	21482	FACTORY MUT INS CO	RI		1,682	253	33	75	0	101	18	636	0	1,116	335	0	781	0	
38-1316179	21555	FARM BUREAU MUT INS CO OF MI	MI		40	2	0	0	0	0	0	0	0	2	1	0	1	0	
13-2673100	22039	GENERAL REIN CORP	DE		28	0	0	0	0	0	0	0	0	0	0	0	0	0	
74-2195939	42374	HOUSTON CAS CO	TX		523	14	0	0	0	0	0	0	0	14	8	0	7	0	
43-0890050	23728	NATIONAL GEN INS CO	MO		12,555	1,289	166	1,123	199	198	54	1,861	0	4,891	0	0	4,891	0	
47-0698507	23680	ODYSSEY AMERICA REINS CO	CT		3,444	439	45	345	3	121	101	0	0	1,054	100	0	954	0	
13-3031176	38636	PARTNER REINS CO OF THE US	NY		0	30	4	131	31	0	0	0	0	195	0	0	195	0	
52-1952955	10357	PLATINUM UNDERWRITERS REINS CO	MD		431	306	38	286	5	140	116	0	0	892	41	0	851	0	
23-2153760	39675	PMA CAPITAL INS CO	PA		0	11	1	72	26	0	0	0	0	111	0	0	111	0	
23-1641984	10219	QBE REINS CORP	PA		1,715	108	8	2,190	339	189	157	0	0	2,990	(144)	0	3,134	0	
75-1444207	30058	SCOR REINS CO	NY		0	0	0	0	0	24	20	0	0	44	0	0	44	0	
41-1741988	10054	SECURIAN CAS CO	MN		2,582	(1)	0	0	0	0	0	359	0	358	0	0	358	0	
13-1675535	25364	SWISS RE AMER CORP	NY		0	23	3	176	26	54	45	0	0	327	0	0	327	0	
13-2918573	42439	TOA RE INS CO OF AMER	DE		0	52	7	103	22	0	0	0	0	184	0	0	184	0	
13-5616275	19453	TRANSATLANTIC REIN CO	NY		1,885	54	0	0	0	0	0	0	0	54	28	0	26	0	
0599998. Total Authorized - Other U.S. Unaffiliated Insurers (Under \$100,000)					(6,680)	0	0	0	0	6	0	173	0	179	269	0	(89)	0	
0599999. Total Authorized - Other U.S. Unaffiliated Insurers					24,151	3,243	382	5,695	820	1,155	771	3,523	0	15,589	989	0	14,600	0	
AA-9991159	00000	MICHIGAN CATASTROPHIC CLAIMS ASSOC	MI		1,294	0	0	0	0	0	0	494	0	494	(284)	0	778	0	
0699999. Total Authorized - Pools - Mandatory Pools					1,294	0	0	0	0	0	0	494	0	494	(284)	0	778	0	
AA-1120337	00000	ASPEN INS UK LTD	GBR		749	86	8	1,447	215	0	0	0	0	1,757	(99)	0	1,856	0	
AA-1340125	00000	HANNOVER RUCKVERSICHERUNGS AG	DEU		379	259	32	324	21	333	276	0	0	1,244	39	0	1,206	0	
AA-1126033	00000	LLOYD'S SYNDICATE NUMBER 33	GBR		273	9	0	0	0	0	0	0	0	9	4	0	4	0	
AA-1126435	00000	LLOYD'S SYNDICATE NUMBER 435	GBR		342	9	0	25	4	0	0	0	0	37	(7)	0	44	0	
AA-1126510	00000	LLOYD'S SYNDICATE NUMBER 510	GBR		1,103	14	0	18	2	2	0	292	0	330	49	0	280	0	
AA-1126566	00000	LLOYD'S SYNDICATE NUMBER 566	GBR		88	10	1	31	5	0	0	0	0	47	3	0	44	0	
AA-1126609	00000	LLOYD'S SYNDICATE NUMBER 609	GBR		188	5	0	0	0	0	0	0	0	5	3	0	2	0	
AA-1126623	00000	LLOYD'S SYNDICATE NUMBER 623	GBR		78	18	2	4	(2)	1	0	0	0	23	4	0	19	0	
AA-1126727	00000	LLOYD'S SYNDICATE NUMBER 727	GBR		10	0	0	2	0	65	54	0	0	122	1	0	121	0	

ANNUAL STATEMENT FOR THE YEAR 2012 OF THE American Modern Home Insurance Co.

SCHEDULE F - PART 3

Ceded Reinsurance as of December 31, Current Year (000 OMITTED)

1	2	3	4	5	6	Reinsurance Recoverable On										Reinsurance Payable		18	19
						7	8	9	10	11	12	13	14	15	16	17			
Federal ID Number	NAIC Company Code	Name of Reinsurer	Domiciliary Jurisdiction	Reinsurance Contracts Ceding 75% or More of Direct Premiums Written	Reinsurance Premiums Ceded	Paid Losses	Paid LAE	Known Case Loss Reserves	Known Case LAE Reserves	IBNR Loss Reserves	IBNR LAE Reserves	Unearned Premiums	Contingent Commis-sions	Columns 7 thru 14 Totals	Ceded Balances Payable	Other Amounts Due to Reinsurers	Net Amount Recoverable From Reinsurers Cols. 15 - [16 + 17]	Funds Held By Company Under Reinsurance Treaties	
AA-1126780	.00000	LLOYD'S SYNDICATE NUMBER 780	GBR		130	.7	.0	.47	.8	.67	.56	.0	.0	187	.1	.0	185	.0	
AA-1126807	.00000	LLOYD'S SYNDICATE NUMBER 807	GBR		59	.0	.0	.4	.0	.0	.0	.15	.0	19	.0	.0	19	.0	
AA-1126958	.00000	LLOYD'S SYNDICATE NUMBER 958	GBR		146	.7	.0	.0	.0	.0	.0	.0	.0	7	.3	.0	4	.0	
AA-1127200	.00000	LLOYD'S SYNDICATE NUMBER 1200	GBR		382	.0	.0	.18	.2	.1	.0	139	.0	161	.10	.0	151	.0	
AA-1127400	.00000	LLOYD'S SYNDICATE NUMBER 1400	GBR		(3)	.1	.0	.0	.0	.0	.0	.0	.0	.1	.0	.0	.1	.0	
AA-1127414	.00000	LLOYD'S SYNDICATE NUMBER 1414	GBR		37	.1	.0	.0	.0	.0	.0	.0	.0	.1	.4	.0	(3)	.0	
AA-1120096	.00000	LLOYD'S SYNDICATE NUMBER 1880	GBR		766	.5	.0	.0	.0	.5	.0	437	.0	447	.72	.0	375	.0	
AA-1120083	.00000	LLOYD'S SYNDICATE NUMBER 1910	GBR		(58)	.0	.0	.0	.0	.0	.0	.0	.0	.0	.0	.0	.0	.0	
AA-1128001	.00000	LLOYD'S SYNDICATE NUMBER 2001	GBR		205	.92	.11	.70	(2)	.180	.149	.0	.0	500	.21	.0	479	.0	
AA-1128003	.00000	LLOYD'S SYNDICATE NUMBER 2003	GBR		1,081	.31	.1	.37	.5	.1	.0	.80	.0	155	.21	.0	134	.0	
AA-1128010	.00000	LLOYD'S SYNDICATE NUMBER 2010	GBR		336	.14	.1	.45	.8	.36	.30	.0	.0	134	.7	.0	127	.0	
AA-1128020	.00000	LLOYD'S SYNDICATE NUMBER 2020	GBR		.0	.1	.0	.0	.0	.0	.0	.0	.0	.1	.0	.0	.1	.0	
AA-1128121	.00000	LLOYD'S SYNDICATE NUMBER 2121	GBR		531	.0	.0	.11	.1	.3	.0	306	.0	322	.42	.0	281	.0	
AA-1128147	.00000	LLOYD'S SYNDICATE NUMBER 2147	GBR		.0	.0	.0	.0	.0	.0	.0	.0	.0	.0	.0	.0	.0	.0	
AA-1128623	.00000	LLOYD'S SYNDICATE NUMBER 2623	GBR		357	.80	.9	.18	(9)	.2	.2	.0	.0	103	.17	.0	86	.0	
AA-1128791	.00000	LLOYD'S SYNDICATE NUMBER 2791	GBR		1,615	.56	.1	.7	.1	.118	.95	.0	.0	278	.38	.0	240	.0	
AA-1128987	.00000	LLOYD'S SYNDICATE NUMBER 2987	GBR		513	.17	.0	.73	.12	.164	.136	.0	.0	402	(3)	.0	405	.0	
AA-1120116	.00000	LLOYD'S SYNDICATE NUMBER 3902	GBR		363	.10	.0	.0	.0	.0	.0	.0	.0	10	.5	.0	5	.0	
AA-1120075	.00000	LLOYD'S SYNDICATE NUMBER 4020	GBR		(20)	.4	.1	.1	.0	.2	.1	.0	.0	.9	.3	.0	.6	.0	
AA-1126004	.00000	LLOYD'S SYNDICATE NUMBER 4444	GBR		423	.13	.0	.0	.0	.0	.0	.0	.0	14	.7	.0	7	.0	
AA-1126006	.00000	LLOYD'S SYNDICATE NUMBER 4472	GBR		787	.8	.1	.52	.7	.4	.0	401	.0	473	.45	.0	427	.0	
AA-1840000	.00000	MAPFRE RE COMPANIA DE REASEGUROS SA	ESP		755	.150	.17	.32	(16)	.0	.0	.0	.0	183	.28	.0	155	.0	
0899999. Total Authorized - Other Non-U.S. Insurers (Under \$100,000)					0	0	0	0	0	0	0	0	0	0	0	0	0	0	0
0899999. Total Authorized - Other Non-U.S. Insurers					11,614	907	87	2,267	266	983	799	1,671	0	6,980	318	0	6,662	0	
0999999. Total Authorized					752,041	52,038	6,384	88,471	5,810	37,736	5,590	372,271	0	568,300	93,786	0	474,514	276,730	
1099999. Total Unauthorized - Affiliates - U.S. Intercompany Pooling					0	0	0	0	0	0	0	0	0	0	0	0	0	0	0
AA-3194176	.00000	B&C INTL INS CO LTD	BMJ		(11)	.0	.0	4,793	846	986	714	.0	.0	7,339	.0	.0	7,339	.0	
AA-1340240	.00000	ERGO VERSICHERUNG AG	DEU		1,653	.0	.0	.99	.0	.0	.0	.173	.0	272	.139	.0	133	.0	
AA-1120011	.00000	MUNICH REINS CO U K GEN BRANCH	GBR		1,410	.0	.0	15,212	2,685	6,160	4,422	.2	.0	28,480	(2)	.0	28,481	.0	
1299999. Total Unauthorized - Affiliates - Other (Non-U.S.)					3,052	0	0	20,105	3,530	7,146	5,136	175	0	36,092	138	0	35,954	0	
1399999. Total Unauthorized - Affiliates					3,052	0	0	20,105	3,530	7,146	5,136	175	0	36,092	138	0	35,954	0	
94-0361650	.15539	CALIFORNIA STATE AUTO ASSN INTER INS	CA		1,271	.27	.4	155	.27	.41	.4	645	.0	903	.42	.0	861	.0	
98-0478575	.00000	GAP INV RE LTD	OH		1,629	.0	.0	14	.0	.0	.0	2,728	.0	2,742	(84)	.0	2,827	.0	
86-0569055	.92690	HUNTINGTON NATIONAL BANK	AZ		838	.5	.1	.0	.0	.0	.0	710	.0	715	.301	.0	415	.0	
1499998. Total Unauthorized - Other U.S. Unaffiliated Insurers (Under \$100,000)					0	0	0	0	0	0	0	0	0	0	0	0	0	0	0
1499999. Total Unauthorized - Other U.S. Unaffiliated Insurers					3,739	32	4	169	27	41	4	4,083	0	4,360	258	0	4,102	0	
1599999. Total Unauthorized - Pools - Mandatory Pools					0	0	0	0	0	0	0	0	0	0	0	0	0	0	0
AA-3190770	.00000	ACE TEMPEST REINS CO LTD	BMJ		.0	.3	.0	.0	.0	.0	.0	.0	.0	.3	.0	.0	.3	.0	
AA-1340026	.00000	ALLIANZ AKTIENGESELLSCHAFT	DEU		(3)	.1	.0	.0	.0	.0	.0	.0	.0	.1	.0	.0	.1	.0	
AA-3194158	.00000	ALLIANZ RISK TRANSFER (BERMUDA) LTD	BMJ		871	.24	.0	.0	.0	.0	.0	.0	.0	24	.13	.0	11	.0	
AA-3194128	.00000	ALLIED WORLD ASSURANCE CO LTD	BMJ		1,282	.35	.0	.0	.0	.0	.0	.0	.0	36	.19	.0	16	.0	
AA-3190932	.00000	ARGO RE	BMJ		440	.12	.0	.0	.0	.0	.0	.0	.0	12	.6	.0	5	.0	
AA-3190873	.00000	ARIEL REINSURANCE COMPANY	BMJ		244	.7	.0	.0	.0	.0	.0	.0	.0	7	.4	.0	3	.0	
AA-3194168	.00000	ASPEN INS LTD	BMJ		721	.20	.0	.0	.0	.0	.0	.0	.0	20	.11	.0	10	.0	
AA-3194139	.00000	AXIS SPECIALTY LTD	BMJ		(3)	.2	.0	.0	.0	.0	.0	.0	.0	.3	.0	.0	.2	.0	
AA-3190211	.00000	CARDEN INS CO LTD	BMJ		(57)	.0	.0	.0	.0	.0	.0	.0	.0	.0	.0	.0	.0	.0	
AA-3194161	.00000	CATLIN INS CO LTD	BMJ		234	.8	.0	.0	.0	.0	.0	.0	.0	8	.4	.0	4	.0	
AA-9244101	.00000	CHINA REINS CO	CHN		468	.13	.0	.0	.0	.0	.0	.0	.0	13	.7	.0	6	.0	
AA-3190936	.00000	DE SHAW RE (BERMUDA) LTD	BMJ		9,180	2,458	285	855	151	4,445	784	.0	.0	8,978	136	.0	8,842	.0	
98-0558492	.00000	DEVONSHIRE DEBT CANCELLATION	OH		.0	.0	.0	.0	.0	.0	.0	.0	.0	.0	.0	.0	.0	.0	
AA-0054340	.00000	FIFTH THIRD REINSURANCE COMPANY, LTD	TCA		2,603	.37	.5	.29	.4	.140	.16	1,737	.0	1,968	.328	.0	1,640	.0	
AA-1460006	.00000	FLAGSTONE REINSURANCE LIMITED	BMJ		373	.96	.10	.15	.0	.38	.10	.0	.0	169	.59	.0	110	.0	

ANNUAL STATEMENT FOR THE YEAR 2012 OF THE American Modern Home Insurance Co.

SCHEDULE F - PART 3

Ceded Reinsurance as of December 31, Current Year (000 OMITTED)

1 Federal ID Number	2 NAIC Company Code	3 Name of Reinsurer	4 Domiciliary Jurisdiction	5 Reinsurance Contracts Ceding 75% or More of Direct Premiums Written	6 Reinsurance Premiums Ceded	Reinsurance Recoverable On									Reinsurance Payable		18 Net Amount Recoverable From Reinsurers Cols. 15 - [16 + 17]	19 Funds Held By Company Under Reinsurance Treaties	
						7 Paid Losses	8 Paid LAE	9 Known Case Loss Reserves	10 Known Case LAE Reserves	11 IBNR Loss Reserves	12 IBNR LAE Reserves	13 Unearned Premiums	14 Contingent Commis-sions	15 Columns 7 thru 14 Totals	16 Ceded Balances Payable	17 Other Amounts Due to Reinsurers			
AA-5340310	00000	GEN INS CORP OF INDIA	IND		364	10	0	0	0	0	0	0	0	0	10	5	0	5	0
AA-1464111	00000	GLACIER RE AG	CHE		(15)	4	1	0	0	0	0	0	0	0	5	1	0	4	0
AA-3190551	00000	GOSHAWK REINS LTD	BMJ		0	1	0	0	0	0	0	0	0	0	1	0	0	1	0
AA-3190060	00000	HANOVER RE (BERMUDA) LTD	BMJ		566	16	0	0	0	0	0	0	0	0	16	8	0	7	0
AA-3190677	00000	HORSESHOE RE LTD	BMJ		1,049	221	25	74	13	386	68	0	0	788	126	0	662	0	
AA-1440060	00000	LANSFORSKR INGSBOLAGENS AB	SWE		29	1	0	0	0	0	0	0	0	1	0	0	0	0	
AA-3190829	00000	MAX BERMUDA LTD	BMJ		(10)	3	0	0	0	0	0	0	0	4	1	0	3	0	
AA-3194200	00000	MS FRONTIER REINS LTD	BMJ		813	22	0	0	0	0	0	0	0	22	12	0	10	0	
AA-3190869	00000	NEW CASTLE RE INSURANCE CO LTD	BMJ		(10)	0	0	0	0	0	0	0	0	0	1	0	(1)	0	
AA-3190686	00000	PARTNER RE GRP	BMJ		473	16	0	0	0	0	0	0	0	17	8	0	9	0	
AA-3194174	00000	PLATINUM UNDERWRITERS BERMUDA	BMJ		(8)	2	0	0	0	0	0	0	0	3	1	0	2	0	
AA-3194224	00000	POSEIDON RE LTD	BMJ		2,033	55	0	0	0	0	0	0	0	55	30	0	25	0	
AA-1340004	00000	R V VERSICHERUNG AG	DEU		1,053	381	46	296	(7)	54	45	0	0	814	66	0	749	0	
AA-1320031	00000	SCOR GLOBAL P & C	FRA		102	3	0	0	0	0	0	0	0	3	2	0	1	0	
AA-1464100	00000	SCOR SWITZERLAND AG	CHE		1,751	52	0	0	0	0	0	0	0	52	27	0	26	0	
AA-1440076	00000	SIRIUS INTL INS CORP	SWE		0	1	0	0	0	0	0	0	0	1	0	0	1	0	
75-3248653	00000	SWBC RE LTD	BMJ		685	0	0	11	0	0	0	579	0	589	424	0	165	0	
AA-5324100	00000	TAIPING REINS CO LTD	HKG		188	5	0	0	0	0	0	0	0	5	3	0	2	0	
AA-3190972	00000	TORUS INSURANCE LTD	BMJ		871	24	0	0	0	0	0	0	0	24	13	0	11	0	
AA-3190870	00000	VALIDUS REINSURANCE LIMITED	BMJ		154	7	0	0	0	0	0	0	0	7	3	0	4	0	
AA-0040144	00000	VANDERBILT PROP & CAS INS CO LT	YGB		10,948	675	87	491	87	1,647	349	3,647	0	6,983	(46)	0	7,029	0	
AA-3190757	00000	XL RE LTD	BMJ		1,431	40	0	0	0	0	0	0	0	40	21	0	19	0	
1799998	Total Unauthorized - Other Non-U.S. Insurers (Under \$100,000)				0	0	0	0	0	0	0	0	0	0	0	0	0	0	0
1799999	Total Unauthorized - Other Non-U.S. Insurers				38,861	4,252	461	1,773	248	6,710	1,272	5,963	0	20,680	1,290	0	19,389	0	
1899999	Total Unauthorized				45,652	4,284	465	22,046	3,806	13,898	6,412	10,221	0	61,132	1,686	0	59,446	0	
1999999	Total Certified - Affiliates - U.S. Intercompany Pooling				0	0	0	0	0	0	0	0	0	0	0	0	0	0	0
2299999	Total Certified - Affiliates				0	0	0	0	0	0	0	0	0	0	0	0	0	0	0
2399998	Total Certified - Other U.S. Unaffiliated Insurers (Under \$100,000)				0	0	0	0	0	0	0	0	0	0	0	0	0	0	0
2399999	Total Certified - Other U.S. Unaffiliated Insurers				0	0	0	0	0	0	0	0	0	0	0	0	0	0	0
2699998	Total Certified - Other Non-U.S. Insurers (Under \$100,000)				0	0	0	0	0	0	0	0	0	0	0	0	0	0	0
2699999	Total Certified - Other Non-U.S. Insurers				0	0	0	0	0	0	0	0	0	0	0	0	0	0	0
2799999	Total Certified				0	0	0	0	0	0	0	0	0	0	0	0	0	0	0
2899999	Total Authorized, Unauthorized and Certified				797,693	56,322	6,849	110,517	9,616	51,634	12,002	382,492	0	629,432	95,472	0	533,960	276,730	
2999999	Total Protected Cells				0	0	0	0	0	0	0	0	0	0	0	0	0	0	0
9999999	Totals				797,693	56,322	6,849	110,517	9,616	51,634	12,002	382,492	0	629,432	95,472	0	533,960	276,730	

NOTE: A. Report the five largest provisional commission rates included in the cedant's reinsurance treaties. The commission rate to be reported is by contract with ceded premium in excess of \$50,000:

1	2	3
Name of Reinsurer	Commission Rate	Ceded Premium
1.	0.000	0
2.	0.000	0
3.	0.000	0
4.	0.000	0
5.	0.000	0

B. Report the five largest reinsurance recoverables reported in Column 15, due from any one reinsurer (based on the total recoverables, Line 9999999, Column 15), the amount of ceded premium, and indicate whether the recoverables are due from an affiliated insurer.

1	2	3	4
Name of Reinsurer	Total Recoverables	Ceded Premiums	Affiliated
1. MUNICH RE AMERICA	253,211	315,070	Yes [X] No []
2. AMERICAN FAMILY HOME INS CO	146,911	205,588	Yes [X] No []

ANNUAL STATEMENT FOR THE YEAR 2012 OF THE American Modern Home Insurance Co.

SCHEDULE F - PART 3

Ceded Reinsurance as of December 31, Current Year (000 OMITTED)

1 Federal ID Number	2 NAIC Com- pany Code	3 Name of Reinsurer	4 Domiciliary Jurisdiction	5 Reinsurance Contracts Ceding 75% or More of Direct Premiums Written	6 Reinsurance Premiums Ceded	Reinsurance Recoverable On										Reinsurance Payable		18 Net Amount Recoverable From Reinsurers Cols. 15 - [16 + 17]	19 Funds Held By Company Under Reinsurance Treaties
						7 Paid Losses	8 Paid LAE	9 Known Case Loss Reserves	10 Known Case LAE Reserves	11 IBNR Loss Reserves	12 IBNR LAE Reserves	13 Unearned Premiums	14 Contingent Commis- sions	15 Columns 7 thru 14 Totals	16 Ceded Balances Payable	17 Other Amounts Due to Reinsurers			
3.	AMERICAN WESTERN HOME INS CO	54,293	68,529	Yes [X]	No []														
4.	MUNICH REINS CO U K GEN BRANCH	28,480	1,410	Yes [X]	No []														
5.	AMERICAN MODERN SUPPLUS LINES CO	28,128	38,072	Yes [X]	No []														

ANNUAL STATEMENT FOR THE YEAR 2012 OF THE American Modern Home Insurance Co.

SCHEDULE F - PART 4

Aging of Ceded Reinsurance as of December 31, Current Year (000 OMITTED)

1 Federal ID Number	2 NAIC Company Code	3 Name of Reinsurer	4 Domiciliary Jurisdiction	5 Reinsurance Recoverable on Paid Losses and Paid Loss Adjustment Expenses							11 Total Due Cols. 5 + 10	12 Percentage Overdue Col. 10/Col. 11	13 Percentage More Than 120 Days Overdue Col. 9/Col. 11
				5 Current	6 Overdue				10 Total Overdue Cols. 6 + 7 + 8 + 9				
					6 1 to 29 Days	7 30 to 90 Days	8 91 to 120 Days	9 Over 120 Days					
31-0711074	23450	AMERICAN FAMILY HOME INS CO	FL	6,196	0	0	0	0	0	6,196	0.0	0.0	
20-2769607	12314	AMERICAN MODERN INS CO OF FL	FL	459	0	0	0	0	0	459	0.0	0.0	
38-2342976	38652	AMERICAN MODERN SELECT INS CO	OH	1,147	0	0	0	0	0	1,147	0.0	0.0	
20-3901790	12489	AMERICAN MODERN SUPPLUS LINES CO	OH	2,070	0	0	0	0	0	2,070	0.0	0.0	
59-2236254	41998	AMERICAN SOUTHERN HOME INS CO	FL	918	0	0	0	0	0	918	0.0	0.0	
31-0920414	35912	AMERICAN WESTERN HOME INS CO	OK	7,388	0	0	0	0	0	7,388	0.0	0.0	
43-1262602	42722	FIRST MARINE INSURANCE CO	MO	143	0	0	0	0	0	143	0.0	0.0	
0199999. Total Authorized - Affiliates - U.S. Intercompany Pooling				18,320	0	0	0	0	0	18,320	0.0	0.0	
06-0384680	11452	HARTFORD STEAM BOILER	CT	0	0	0	0	0	0	0	0.0	0.0	
13-4924125	10227	MUNICH RE AMERICA	DE	35,482	0	0	0	0	0	35,482	0.0	0.0	
0299999. Total Authorized - Affiliates - U.S. Non-Pool				35,482	0	0	0	0	0	35,482	0.0	0.0	
0499999. Total Authorized - Affiliates				53,802	0	0	0	0	0	53,802	0.0	0.0	
06-1182357	22730	ALLIED WORLD RE CO	NH	202	0	0	0	0	0	202	0.0	0.0	
36-2661954	10103	AMERICAN AGRICULTURAL INS CO (OH)	IN	18	0	0	0	0	0	18	0.0	0.0	
58-1529575	42978	AMERICAN SECURITY INS CO	DE	0	0	0	0	0	0	0	0.0	0.0	
39-6040366	19283	AMERICAN STANDARD INS CO OF WI	WI	10	0	0	0	0	0	10	0.0	0.0	
51-0434766	20370	AXIS REINSURANCE COMPANY, USA	NY	37	0	0	0	0	0	37	0.0	0.0	
47-0574325	32603	BERKLEY INS CO	DE	0	0	0	0	0	0	0	0.0	0.0	
36-2114545	20443	CONTINENTAL CAS CO	IL	9	0	0	0	0	0	9	0.0	0.0	
39-0972608	10847	CUMIS INS SOCIETY INC	IA	235	0	0	0	0	0	235	0.0	0.0	
42-0234980	21415	EMPLOYERS MUT CAS CO	IA	97	0	0	0	0	0	97	0.0	0.0	
48-0921045	39845	EMPLOYERS REINS CORP	MO	92	0	0	0	0	0	92	0.0	0.0	
35-2293075	11551	ENDURANCE REINS CORP OF AMER	DE	11	0	0	0	0	0	11	0.0	0.0	
22-2005057	26921	EVEREST REINS CO	DE	30	0	0	0	0	0	30	0.0	0.0	
05-0316605	21482	FACTORY MUT INS CO	RI	285	0	0	0	0	0	285	0.0	0.0	
38-1316179	21555	FARM BUREAU MUT INS CO OF MI	MI	2	0	0	0	0	0	2	0.0	0.0	
13-2673100	22039	GENERAL REIN CORP	DE	0	0	0	0	0	0	0	0.0	0.0	
74-2195939	42374	HOUSTON CAS CO	TX	14	0	0	0	0	0	14	0.0	0.0	
43-0890050	23728	NATIONAL GEN INS CO	MO	1,456	0	0	0	0	0	1,456	0.0	0.0	
47-0698507	23680	ODYSSEY AMERICA REINS CO	CT	484	0	0	0	0	0	484	0.0	0.0	
13-3031176	38636	PARTNER REINS CO OF THE US	NY	33	0	0	0	0	0	33	0.0	0.0	
52-1952955	10357	PLATINUM UNDERWRITERS REINS CO	MD	344	0	0	0	0	0	344	0.0	0.0	
23-2153760	39675	PMA CAPITAL INS CO	PA	13	0	0	0	0	0	13	0.0	0.0	
23-1641984	10219	QBE REINS CORP	PA	115	0	0	0	0	0	115	0.0	0.0	
75-1444207	30058	SCOR REINS CO	NY	0	0	0	0	0	0	0	0.0	0.0	
41-1741988	10054	SECURIAN CAS CO	MN	(1)	0	0	0	0	0	(1)	0.0	0.0	
13-1675535	25364	SWISS RE AMER CORP	NY	26	0	0	0	0	0	26	0.0	0.0	
13-2918573	42439	TOA RE INS CO OF AMER	DE	59	0	0	0	0	0	59	0.0	0.0	
13-5616275	19453	TRANSATLANTIC REIN CO	NY	54	0	0	0	0	0	54	0.0	0.0	
0599999. Total Authorized - Other U.S. Unaffiliated Insurers				3,625	0	0	0	0	0	3,625	0.0	0.0	
AA-9991159	00000	MICHIGAN CATASTROPHIC CLAIMS ASSOC	Michigan	0	0	0	0	0	0	0	0.0	0.0	
0699999. Total Authorized - Pools - Mandatory Pools				0	0	0	0	0	0	0	0.0	0.0	
AA-1120337	00000	ASPEN INS UK LTD	GBR	94	0	0	0	0	0	94	0.0	0.0	
AA-1340125	00000	HANNOVER RUCKVERSICHERUNGS AG	DEU	292	0	0	0	0	0	292	0.0	0.0	
AA-1126033	00000	LLOYD'S SYNDICATE NUMBER 33	GBR	9	0	0	0	0	0	9	0.0	0.0	
AA-1126435	00000	LLOYD'S SYNDICATE NUMBER 435	GBR	9	0	0	0	0	0	9	0.0	0.0	
AA-1126510	00000	LLOYD'S SYNDICATE NUMBER 510	GBR	14	0	0	0	0	0	14	0.0	0.0	
AA-1126566	00000	LLOYD'S SYNDICATE NUMBER 566	GBR	11	0	0	0	0	0	11	0.0	0.0	
AA-1126609	00000	LLOYD'S SYNDICATE NUMBER 609	GBR	5	0	0	0	0	0	5	0.0	0.0	
AA-1126623	00000	LLOYD'S SYNDICATE NUMBER 623	GBR	20	0	0	0	0	0	20	0.0	0.0	
AA-1126727	00000	LLOYD'S SYNDICATE NUMBER 727	GBR	0	0	0	0	0	0	0	0.0	0.0	
AA-1126780	00000	LLOYD'S SYNDICATE NUMBER 780	GBR	8	0	0	0	0	0	8	0.0	0.0	
AA-1126807	00000	LLOYD'S SYNDICATE NUMBER 807	GBR	0	0	0	0	0	0	0	0.0	0.0	
AA-1126958	00000	LLOYD'S SYNDICATE NUMBER 958	GBR	7	0	0	0	0	0	7	0.0	0.0	
AA-1127200	00000	LLOYD'S SYNDICATE NUMBER 1200	GBR	0	0	0	0	0	0	0	0.0	0.0	

ANNUAL STATEMENT FOR THE YEAR 2012 OF THE American Modern Home Insurance Co.

SCHEDULE F - PART 4

Aging of Ceded Reinsurance as of December 31, Current Year (000 OMITTED)

1 Federal ID Number	2 NAIC Company Code	3 Name of Reinsurer	4 Domiciliary Jurisdiction	5 Reinsurance Recoverable on Paid Losses and Paid Loss Adjustment Expenses							11 Total Due Cols. 5 + 10	12 Percentage Overdue Col. 10/Col. 11	13 Percentage More Than 120 Days Overdue Col. 9/Col. 11
				5 Current	6 Overdue				10 Total Overdue Cols. 6 + 7 + 8 + 9				
					6 1 to 29 Days	7 30 to 90 Days	8 91 to 120 Days	9 Over 120 Days					
AA-1127400	00000	LLOYD'S SYNDICATE NUMBER 1400	GBR	1	0	0	0	0	0	1	0.0	0.0	
AA-1127414	00000	LLOYD'S SYNDICATE NUMBER 1414	GBR	1	0	0	0	0	0	1	0.0	0.0	
AA-1120096	00000	LLOYD'S SYNDICATE NUMBER 1880	GBR	5	0	0	0	0	0	5	0.0	0.0	
AA-1120083	00000	LLOYD'S SYNDICATE NUMBER 1910	GBR	0	0	0	0	0	0	0	0.0	0.0	
AA-1128001	00000	LLOYD'S SYNDICATE NUMBER 2001	GBR	103	0	0	0	0	0	103	0.0	0.0	
AA-1128003	00000	LLOYD'S SYNDICATE NUMBER 2003	GBR	31	0	0	0	0	0	31	0.0	0.0	
AA-1128010	00000	LLOYD'S SYNDICATE NUMBER 2010	GBR	15	0	0	0	0	0	15	0.0	0.0	
AA-1128020	00000	LLOYD'S SYNDICATE NUMBER 2020	GBR	1	0	0	0	0	0	1	0.0	0.0	
AA-1128121	00000	LLOYD'S SYNDICATE NUMBER 2121	GBR	0	0	0	0	0	0	0	0.0	0.0	
AA-1128147	00000	LLOYD'S SYNDICATE NUMBER 2147	GBR	0	0	0	0	0	0	0	0.0	0.0	
AA-1128623	00000	LLOYD'S SYNDICATE NUMBER 2623	GBR	90	0	0	0	0	0	90	0.0	0.0	
AA-1128791	00000	LLOYD'S SYNDICATE NUMBER 2791	GBR	57	0	0	0	0	0	57	0.0	0.0	
AA-1128987	00000	LLOYD'S SYNDICATE NUMBER 2987	GBR	17	0	0	0	0	0	17	0.0	0.0	
AA-1120116	00000	LLOYD'S SYNDICATE NUMBER 3902	GBR	10	0	0	0	0	0	10	0.0	0.0	
AA-1120075	00000	LLOYD'S SYNDICATE NUMBER 4020	GBR	5	0	0	0	0	0	5	0.0	0.0	
AA-1126004	00000	LLOYD'S SYNDICATE NUMBER 4444	GBR	14	0	0	0	0	0	14	0.0	0.0	
AA-1126006	00000	LLOYD'S SYNDICATE NUMBER 4472	GBR	8	0	0	0	0	0	8	0.0	0.0	
AA-1840000	00000	MAPFRE RE COMPANIA DE REASEGUROS SA	ESP	167	0	0	0	0	0	167	0.0	0.0	
0899999. Total Authorized - Other Non-U.S. Insurers				994	0	0	0	0	0	994	0.0	0.0	
0999999. Total Authorized				58,422	0	0	0	0	0	58,422	0.0	0.0	
AA-3194176	00000	B&C INTL INS CO LTD	BMJ	0	0	0	0	0	0	0	0.0	0.0	
AA-1340240	00000	ERGO VERSICHERUNG AG	DEU	0	0	0	0	0	0	0	0.0	0.0	
AA-1120011	00000	MUNICH REINS CO U K GEN BRANCH	GBR	0	0	0	0	0	0	0	0.0	0.0	
1299999. Total Unauthorized - Affiliates - Other (Non-U.S.)				0	0	0	0	0	0	0	0.0	0.0	
1399999. Total Unauthorized - Affiliates				0	0	0	0	0	0	0	0.0	0.0	
94-0361650	15539	CALIFORNIA STATE AUTO ASSN INTER INS	CA	31	0	0	0	0	0	31	0.0	0.0	
98-0478575	00000	GAP INV RE LTD	OH	0	0	0	0	0	0	0	0.0	0.0	
86-0569055	92690	HUNTINGTON NATIONAL BANK	AZ	5	0	0	0	0	0	5	0.0	0.0	
1499999. Total Unauthorized - Other U.S. Unaffiliated Insurers				36	0	0	0	0	0	36	0.0	0.0	
AA-3190770	00000	ACE TEMPEST REINS CO LTD	BMJ	3	0	0	0	0	0	3	0.0	0.0	
AA-1340026	00000	ALLIANZ AKTIENGESELLSCHAFT	DEU	1	0	0	0	0	0	1	0.0	0.0	
AA-3194158	00000	ALLIANZ RISK TRANSFER (BERMUDA) LTD	BMJ	24	0	0	0	0	0	24	0.0	0.0	
AA-3194128	00000	ALLIED WORLD ASSURANCE CO LTD	BMJ	35	0	0	0	0	0	35	0.0	0.0	
AA-3190932	00000	ARGO RE	BMJ	12	0	0	0	0	0	12	0.0	0.0	
AA-3190873	00000	ARIEL REINSURANCE COMPANY	BMJ	7	0	0	0	0	0	7	0.0	0.0	
AA-3194168	00000	ASPEN INS LTD	BMJ	20	0	0	0	0	0	20	0.0	0.0	
AA-3194139	00000	AXIS SPECIALTY LTD	BMJ	2	0	0	0	0	0	2	0.0	0.0	
AA-3190211	00000	CARDEN INS CO LTD	BMJ	0	0	0	0	0	0	0	0.0	0.0	
AA-3194161	00000	CATLIN INS CO LTD	BMJ	8	0	0	0	0	0	8	0.0	0.0	
AA-9244101	00000	CHINA REINS CO	CHN	13	0	0	0	0	0	13	0.0	0.0	
AA-3190936	00000	DE SHAW RE (BERMUDA) LTD	BMJ	2,743	0	0	0	0	0	2,743	0.0	0.0	
98-0558492	00000	DEVONSHIRE DEBT CANCELLATION	OH	0	0	0	0	0	0	0	0.0	0.0	
AA-0054340	00000	FIFTH THIRD REINSURANCE COMPANY, LTD	TCA	42	0	0	0	0	0	42	0.0	0.0	
AA-1460006	00000	FLAGSTONE REINSURANCE LIMITED	BMJ	106	0	0	0	0	0	106	0.0	0.0	
AA-5340310	00000	GEN INS CORP OF INDIA	IND	10	0	0	0	0	0	10	0.0	0.0	
AA-1464111	00000	GLACIER RE AG	CHE	5	0	0	0	0	0	5	0.0	0.0	
AA-3190551	00000	GOSHAWK REINS LTD	BMJ	1	0	0	0	0	0	1	0.0	0.0	
AA-3190060	00000	HANOVER RE (BERMUDA) LTD	BMJ	16	0	0	0	0	0	16	0.0	0.0	
AA-3190677	00000	HORSESHOE RE LTD	BMJ	245	0	0	0	0	0	245	0.0	0.0	
AA-1440060	00000	LANSFORSKRINGSBOLAGENS AB	SWE	1	0	0	0	0	0	1	0.0	0.0	
AA-3190829	00000	MAX BERMUDA LTD	BMJ	3	0	0	0	0	0	3	0.0	0.0	
AA-3194200	00000	MS FRONTIER REINS LTD	BMJ	22	0	0	0	0	0	22	0.0	0.0	
AA-3190869	00000	NEW CASTLE REINSURANCE CO LTD	BMJ	0	0	0	0	0	0	0	0.0	0.0	
AA-3190686	00000	PARTNER RE GRP	BMJ	16	0	0	0	0	0	16	0.0	0.0	
AA-3194174	00000	PLATINUM UNDERWRITERS BERMUDA	BMJ	3	0	0	0	0	0	3	0.0	0.0	

ANNUAL STATEMENT FOR THE YEAR 2012 OF THE American Modern Home Insurance Co.

SCHEDULE F - PART 4

Aging of Ceded Reinsurance as of December 31, Current Year (000 OMITTED)

1 Federal ID Number	2 NAIC Com- pany Code	3 Name of Reinsurer	4 Domiciliary Jurisdiction	Reinsurance Recoverable on Paid Losses and Paid Loss Adjustment Expenses							12 Percentage Overdue Col. 10/Col. 11	13 Percentage More Than 120 Days Overdue Col. 9/Col. 11
				5 Current	Overdue				11 Total Due Cols. 5 + 10			
					6 1 to 29 Days	7 30 to 90 Days	8 91 to 120 Days	9 Over 120 Days		10 Total Overdue Cols. 6 + 7 + 8 + 9		
AA-3194224	..00000	POSEIDON RE LTD	BMJ	55	0	0	0	0	0	55	0.0	0.0
AA-1340004	..00000	R V VERSICHERUNG AG	DEU	427	0	0	0	0	0	427	0.0	0.0
AA-1320031	..00000	SCOR GLOBAL P & C	FRA	3	0	0	0	0	0	3	0.0	0.0
AA-1464100	..00000	SCOR SWITZERLAND AG	CHE	52	0	0	0	0	0	52	0.0	0.0
AA-1440076	..00000	SIRIUS INTL INS CORP	SWI	1	0	0	0	0	0	1	0.0	0.0
75-3248653	..00000	SWBC RE LTD	BMJ	0	0	0	0	0	0	0	0.0	0.0
AA-5324100	..00000	TAIPING REINS CO LTD	HKG	5	0	0	0	0	0	5	0.0	0.0
AA-3190972	..00000	TORUS INSURANCE LTD	BMJ	24	0	0	0	0	0	24	0.0	0.0
AA-3190870	..00000	VALIDUS REINSURANCE LIMITED	BMJ	7	0	0	0	0	0	7	0.0	0.0
AA-0040144	..00000	VANDERBILT PROP & CAS INS CO LT	VGB	762	0	0	0	0	0	762	0.0	0.0
AA-3190757	..00000	XL RE LTD	BMJ	40	0	0	0	0	0	40	0.0	0.0
1799999		Total Unauthorized - Other Non-U.S. Insurers		4,714	0	0	0	0	0	4,714	0.0	0.0
1899999		Total Unauthorized		4,750	0	0	0	0	0	4,750	0.0	0.0
2299999		Total Certified - Affiliates		0	0	0	0	0	0	0	0.0	0.0
2799999		Total Certified		0	0	0	0	0	0	0	0.0	0.0
2899999		Total Authorized, Unauthorized and Certified		63,171	0	0	0	0	0	63,171	0.0	0.0
2999999		Total Protected Cells		0	0	0	0	0	0	0	0.0	0.0
9999999		Totals		63,171	0	0	0	0	0	63,171	0.0	0.0

ANNUAL STATEMENT FOR THE YEAR 2012 OF THE American Modern Home Insurance Co.

SCHEDULE F - PART 5

Provision for Unauthorized Reinsurance as of December 31, Current Year (000 OMITTED)

1	2	3	4	5	6	7	Letter of Credit Issuing or Confirming Bank (a)			11	12	13	14	15	16	17	18	19	20
							8	9	10										
Federal ID Number	NAIC Company Code	Name of Reinsurer	Domiciliary Jurisdiction	Reinsurance Recoverable all Items Schedule F Part 3, Col. 15	Funds Held By Company Under Reinsurance Treaties	Letters of Credit	American Bankers Association (ABA) Routing Number	Letter of Credit Code	Bank Name	Ceded Balances Payable	Miscellaneous Balances	Other Allowed Offset Items	Cols. 6+7 +11+12+13 but not in excess of Col. 5	Subtotal Col. 5 minus Col. 14	Recoverable Paid Losses & LAE Expenses Over 90 Days past Due not in Dispute	20% of Amount in Col. 16	Smaller of Col. 14 or Col. 17	Smaller of Col. 14 or 20% of Amount in Dispute Included in Col. 5	Total Provision for Unauthorized Reinsurance Smaller of Col. 5 or Cols. 15 + 18 + 19
AA-3194176	.00000	B&C INTL INS CO LTD	BMU	7,339	0	18,000	021000089	1	Citibank N.A.	0	0	0	7,339	0	0	0	0	0	0
AA-1340240	.00000	ERGO VERSICHERUNG AG	DEU	272	0	0				139	0	0	139	133	0	0	0	0	133
AA-1120011	.00000	MUNICH REINS CO U K GEN BRANCH	GBR	28,480	0	49,956	021000089	1	Citibank N.A.	(2)	0	0	28,480	0	0	0	0	0	0
0399999		Total Affiliates - Other Non-U.S. Insurers		36,092	0	67,956	XXX	XXX	XXX	138	0	0	35,959	133	0	0	0	0	133
0499999		Total Affiliates		36,092	0	67,956	XXX	XXX	XXX	138	0	0	35,959	133	0	0	0	0	133
94-0361650	.15539	CALIFORNIA STATE AUTO ASSN INTER INS	CA	903	0	1,000	121000358	1	Bank of America, N.A.	42	0	0	903	0	0	0	0	0	0
98-0478575	.00000	GAP INV RE LTD	OH	2,742	0	0				(84)	0	2,328	2,244	499	0	0	0	0	499
86-0569055	.92690	HUNTINGTON NATIONAL BANK	AZ	715	0	0				301	0	2,824	715	0	0	0	0	0	0
0599999		Total Other U.S. Unaffiliated Insurers		4,360	0	1,000	XXX	XXX	XXX	258	0	5,152	3,862	499	0	0	0	0	499
AA-3190770	.00000	ACE TEMPEST REINS CO LTD	BMU	3	0	0				0	0	0	0	3	0	0	0	0	3
AA-1340026	.00000	ALLIANZ AKTIENGESELLSCHAFT	DEU	1	0	0				0	0	0	0	1	0	0	0	0	1
AA-3194158	.00000	ALLIANZ RISK TRANSFER (BERMUDA) LTD	BMU	24	0	0				13	0	0	13	11	0	0	0	0	11
AA-3194128	.00000	ALLIED WORLD ASSURANCE CO LTD	BMU	36	0	80	021000089	1	Citibank N.A.	19	0	0	36	0	0	0	0	0	0
AA-3190932	.00000	ARGO RE	BMU	12	0	0				6	0	0	6	5	0	0	0	0	5
AA-3190873	.00000	ARIEL REINSURANCE COMPANY	BMU	7	0	0				4	0	0	4	3	0	0	0	0	3
AA-3194168	.00000	ASPEN INS LTD	BMU	20	0	0				11	0	0	11	10	0	0	0	0	10
AA-3194139	.00000	AXIS SPECIALTY LTD	BMU	3	0	13	021000089	1	Citibank N.A.	0	0	0	3	0	0	0	0	0	0
AA-3190211	.00000	CARDEM INS CO LTD	BMU	0	0	0				0	0	0	0	0	0	0	0	0	0
AA-3194161	.00000	CATLIN INS CO LTD	BMU	8	0	197	026002574	1	Barclays Bank PLC	4	0	0	8	0	0	0	0	0	0
AA-9244101	.00000	CHINA REINS CO	CHN	13	0	0				7	0	0	7	6	0	0	0	0	6
AA-3190936	.00000	DE SHAW RE (BERMUDA) LTD	BMU	8,978	0	0				136	0	30,072	8,978	0	0	0	0	0	0
98-0558492	.00000	DEVONSHIRE DEBT CANCELLATION	OH	0	0	0				0	0	0	0	0	0	0	0	0	0
AA-0054340	.00000	FIFTH THIRD REINSURANCE COMPANY, LTD	TCA	1,968	0	0				328	0	2,602	1,968	0	0	0	0	0	0
AA-1460006	.00000	FLAGSTONE REINSURANCE LIMITED	BMU	169	0	2,299	021000089	1	Citibank N.A.	59	0	0	169	0	0	0	0	0	0
AA-5340310	.00000	GEN INS CORP OF INDIA	IND	10	0	0				5	0	0	5	5	0	0	0	0	5
AA-1464111	.00000	GLACIER RE AG	CHE	5	0	5	026007993	1	UBS AG	1	0	0	5	0	0	0	0	0	0
AA-3190551	.00000	GOSHAWK REINS LTD	BMU	1	0	0				0	0	0	0	1	0	0	0	0	1
AA-3190060	.00000	HANOVER RE (BERMUDA) LTD	BMU	16	0	0				8	0	0	8	7	0	0	0	0	7
AA-3190677	.00000	HORSESHOE RE LTD	BMU	788	0	0				126	0	2,627	788	0	0	0	0	0	0
AA-1440060	.00000	LANSFORSKRINGSBOLAGENS AB	SWE	1	0	0				0	0	0	0	0	0	0	0	0	0
AA-3190829	.00000	MAX BERMUDA LTD	BMU	4	0	43	026002532	1	Scotiabank / The Bank of Nova Scotia	1	0	0	4	0	0	0	0	0	0
AA-3194200	.00000	MS FRONTIER REINS LTD	BMU	22	0	0				12	0	0	12	10	0	0	0	0	10
AA-3190869	.00000	NEW CASTLE REINSURANCE CO LTD	BMU	0	0	0				1	0	0	0	0	0	0	0	0	0
AA-3190686	.00000	PARTNER RE GRP	BMU	17	0	26	021000021	1		8	0	0	17	0	0	0	0	0	0
AA-3194174	.00000	PLATINUM UNDERWRITERS BERMUDA	BMU	3	0	34	121000248	1		1	0	0	3	0	0	0	0	0	0
AA-3194224	.00000	POSEIDON RE LTD	BMU	55	0	0				30	0	0	30	25	0	0	0	0	25
AA-1340004	.00000	R V VERSICHERUNG AG	DEU	814	0	654	021000089	1	Citibank N.A.	66	0	0	719	95	0	0	0	0	95
AA-1320031	.00000	SCOR GLOBAL P & C	FRA	3	0	0				2	0	0	2	1	0	0	0	0	1
AA-1464100	.00000	SCOR SWITZERLAND AG	CHE	52	0	616	021000089	3	Citibank N.A.	27	0	0	52	0	0	0	0	0	0
AA-1440076	.00000	SIRIUS INTL INS CORP	SWE	1	0	0				0	0	0	0	1	0	0	0	0	1
75-3248653	.00000	SWBC RE LTD	BMU	589	0	0				424	0	0	424	165	0	0	0	0	165
AA-5324100	.00000	TAIPING REINS CO LTD	HKG	5	0	0				3	0	0	3	2	0	0	0	0	2
AA-3190972	.00000	TORUS INSURANCE LTD	BMU	24	0	0				13	0	0	13	11	0	0	0	0	11
AA-3190870	.00000	VALIDUS REINSURANCE LIMITED	BMU	7	0	24	021000021	1	JP Morgan Chase Bank NA	3	0	0	7	0	0	0	0	0	0
AA-0040144	.00000	VANDEBILT PROP & CAS INS CO LT	VGB	6,983	0	10,000	064003962	1	Regions Bank	(46)	0	8,067	6,983	0	0	0	0	0	0
AA-3190757	.00000	XL RE LTD	BMU	40	0	0				21	0	0	21	19	0	0	0	0	19
0899999		Total Other Non-U.S. Insurers		20,680	0	13,990	XXX	XXX	XXX	1,290	0	43,368	20,298	382	0	0	0	0	382
0999999		Total Affiliates and Others		61,132	0	82,945	XXX	XXX	XXX	1,686	0	48,520	60,118	1,014	0	0	0	0	1,014

ANNUAL STATEMENT FOR THE YEAR 2012 OF THE American Modern Home Insurance Co.

SCHEDULE F - PART 5

Provision for Unauthorized Reinsurance as of December 31, Current Year (000 OMITTED)

1 Federal ID Number	2 NAIC Company Code	3 Name of Reinsurer	4 Domiciliary Jurisdiction	5 Reinsurance Recoverable all Items Schedule F Part 3, Col. 15	6 Funds Held By Company Under Reinsurance Treaties	7 Letters of Credit	Letter of Credit Issuing or Confirming Bank (a)			11 Ceded Balances Payable	12 Miscellaneous Balances	13 Other Allowed Offset Items	14 Cols. 6+7 +11+12+13 but not in excess of Col. 5	15 Subtotal Col. 5 minus Col. 14	16 Recoverable Paid Losses & LAE Expenses Over 90 Days past Due not in Dispute	17 20% of Amount in Col. 16	18 Smaller of Col. 14 or Col. 17	19 Smaller of Col. 14 or 20% of Amount in Dispute Included in Col. 5	20 Total Provision for Unauthorized Reinsurance Smaller of Col. 5 or Cols. 15 + 18 + 19
							8 American Bankers Association (ABA) Routing Number	9 Letter of Credit Code	10 Bank Name										
1099999. Total Protected Cells				0	0	0	XXX	XXX	XXX	0	0	0	0	0	0	0	0	0	0
9999999 Totals				61,132	0	82,945	XXX	XXX	XXX	1,686	0	48,520	60,118	1,014	0	0	0	0	1,014

1. Amounts in dispute totaling \$0 are included in Column 5.
2. Amounts in dispute totaling \$0 are excluded from Column 16.

(a)

Code	American Bankers Association (ABA) Routing Number	Bank Name

Schedule F - Part 6 - Section 1 - Provision for Reinsurance Ceded to Certified Reinsurers

N O N E

Schedule F - Part 6 - Section 1 - Bank Footnote

N O N E

Schedule F - Part 6 - Section 2 - Provision for Overdue Reinsurance Ceded to Certified Reinsurers

N O N E

Schedule F - Part 7 - Provision for Overdue Authorized Reinsurance

N O N E

SCHEDULE F - PART 9

Restatement of Balance Sheet to Identify Net Credit for Reinsurance

	1 As Reported (Net of Ceded)	2 Restatement Adjustments	3 Restated (Gross of Ceded)
ASSETS (Page 2, Col. 3)			
1. Cash and invested assets (Line 12)	490,869,659	0	490,869,659
2. Premiums and considerations (Line 15)	158,076,648	0	158,076,648
3. Reinsurance recoverable on loss and loss adjustment expense payments (Line 16.1)	63,171,291	(63,171,291)	0
4. Funds held by or deposited with reinsured companies (Line 16.2)	407,690,579	0	407,690,579
5. Other assets	36,781,688	0	36,781,688
6. Net amount recoverable from reinsurers	0	255,722,296	255,722,296
7. Protected cell assets (Line 27)	0	0	0
8. Totals (Line 28)	1,156,589,865	192,551,005	1,349,140,870
LIABILITIES (Page 3)			
9. Losses and loss adjustment expenses (Lines 1 through 3)	96,787,514	183,768,503	280,556,018
10. Taxes, expenses, and other obligations (Lines 4 through 8)	43,252,101	0	43,252,101
11. Unearned premiums (Line 9)	169,319,785	381,998,463	551,318,248
12. Advance premiums (Line 10)	0	0	0
13. Dividends declared and unpaid (Line 11.1 and 11.2)	35,000,000	0	35,000,000
14. Ceded reinsurance premiums payable (net of ceding commissions (Line 12)	95,471,815	(95,471,815)	0
15. Funds held by company under reinsurance treaties (Line 13)	276,730,305	(276,730,305)	0
16. Amounts withheld or retained by company for account of others (Line 14)	0	0	0
17. Provision for reinsurance (Line 16)	1,013,841	(1,013,841)	0
18. Other liabilities	49,223,567	0	49,223,567
19. Total liabilities excluding protected cell business (Line 26)	766,798,928	192,551,005	959,349,934
20. Protected cell liabilities (Line 27)	0	0	0
21. Surplus as regards policyholders (Line 37)	389,790,936	XXX	389,790,936
22. Totals (Line 38)	1,156,589,865	192,551,005	1,349,140,870

NOTE: Is the restatement of this exhibit the result of grossing up balances ceded to affiliates under 100 percent reinsurance or pooling arrangements? Yes [X] No []

If yes, give full explanation: See Note 26

ANNUAL STATEMENT FOR THE YEAR 2012 OF THE American Modern Home Insurance Co.

SCHEDULE H - ACCIDENT AND HEALTH EXHIBIT

	Total		Group Accident and Health		Credit Accident and Health (Group and Individual)		Collectively Renewable		Other Individual Contracts											
	1 Amount	2 %	3 Amount	4 %	5 Amount	6 %	7 Amount	8 %	Non-Cancelable		Guaranteed Renewable		Non-Renewable for Stated Reasons Only		Other Accident Only		All Other			
									9 Amount	10 %	11 Amount	12 %	13 Amount	14 %	15 Amount	16 %	17 Amount	18 %		
PART 1. - ANALYSIS OF UNDERWRITING OPERATIONS																				
1. Premiums written	13,755	XXX	0	XXX	0	XXX	0	XXX	0	XXX	0	XXX	0	XXX	0	XXX	0	XXX	13,755	XXX
2. Premiums earned	17,375	XXX	0	XXX	0	XXX	0	XXX	0	XXX	0	XXX	0	XXX	0	XXX	0	XXX	17,375	XXX
3. Incurred claims	0	0.0	0	0.0	0	0.0	0	0.0	0	0.0	0	0.0	0	0.0	0	0.0	0	0.0	0	0.0
4. Cost containment expenses	0	0.0	0	0.0	0	0.0	0	0.0	0	0.0	0	0.0	0	0.0	0	0.0	0	0.0	0	0.0
5. Incurred claims and cost containment expenses (Lines 3 and 4)	0	0.0	0	0.0	0	0.0	0	0.0	0	0.0	0	0.0	0	0.0	0	0.0	0	0.0	0	0.0
6. Increase in contract reserves	0	0.0	0	0.0	0	0.0	0	0.0	0	0.0	0	0.0	0	0.0	0	0.0	0	0.0	0	0.0
7. Commissions (a)	4,690	27.0	0	0.0	0	0.0	0	0.0	0	0.0	0	0.0	0	0.0	0	0.0	0	0.0	4,690	27.0
8. Other general insurance expenses	1,043	6.0	0	0.0	0	0.0	0	0.0	0	0.0	0	0.0	0	0.0	0	0.0	0	0.0	1,043	6.0
9. Taxes, licenses and fees	452	2.6	0	0.0	0	0.0	0	0.0	0	0.0	0	0.0	0	0.0	0	0.0	0	0.0	452	2.6
10. Total other expenses incurred	6,185	35.6	0	0.0	0	0.0	0	0.0	0	0.0	0	0.0	0	0.0	0	0.0	0	0.0	6,185	35.6
11. Aggregate write-ins for deductions	0	0.0	0	0.0	0	0.0	0	0.0	0	0.0	0	0.0	0	0.0	0	0.0	0	0.0	0	0.0
12. Gain from underwriting before dividends or refunds	11,190	64.4	0	0.0	0	0.0	0	0.0	0	0.0	0	0.0	0	0.0	0	0.0	0	0.0	11,190	64.4
13. Dividends or refunds	0	0.0	0	0.0	0	0.0	0	0.0	0	0.0	0	0.0	0	0.0	0	0.0	0	0.0	0	0.0
14. Gain from underwriting after dividends or refunds	11,190	64.4	0	0.0	0	0.0	0	0.0	0	0.0	0	0.0	0	0.0	0	0.0	0	0.0	11,190	64.4
DETAILS OF WRITE-INS																				
1101.																				
1102.																				
1103.																				
1198. Summary of remaining write-ins for Line 11 from overflow page	0	0.0	0	0.0	0	0.0	0	0.0	0	0.0	0	0.0	0	0.0	0	0.0	0	0.0	0	0.0
1199. Totals (Lines 1101 thru 1103 plus 1198)(Line 11 above)	0	0.0	0	0.0	0	0.0	0	0.0	0	0.0	0	0.0	0	0.0	0	0.0	0	0.0	0	0.0

(a) Includes \$ 0 reported as "Contract, membership and other fees retained by agents."

ANNUAL STATEMENT FOR THE YEAR 2012 OF THE American Modern Home Insurance Co.
SCHEDULE H - ACCIDENT AND HEALTH EXHIBIT (Continued)

	1 Total	2 Group Accident and Health	3 Credit Accident and Health (Group and Individual)	4 Collectively Renewable	Other Individual Contracts				
					5 Non-Cancelable	6 Guaranteed Renewable	7 Non-Renewable for Stated Reasons Only	8 Other Accident Only	9 All Other
PART 2. - RESERVES AND LIABILITIES									
A. Premium Reserves:									
1. Unearned premiums	(3,620)	0	0	0	0	0	0	0	(3,620)
2. Advance premiums	0	0	0	0	0	0	0	0	0
3. Reserve for rate credits	0	0	0	0	0	0	0	0	0
4. Total premium reserves, current year	(3,620)	0	0	0	0	0	0	0	(3,620)
5. Total premium reserves, prior year	0	0	0	0	0	0	0	0	0
6. Increase in total premium reserves	(3,620)	0	0	0	0	0	0	0	(3,620)
B. Contract Reserves:									
1. Additional reserves (a)	0	0	0	0	0	0	0	0	0
2. Reserve for future contingent benefits (deferred maternity and other similar benefits)	0	0	0	0	0	0	0	0	0
3. Total contract reserves, current year	0	0	0	0	0	0	0	0	0
4. Total contract reserves, prior year	0	0	0	0	0	0	0	0	0
5. Increase in contract reserves	0	0	0	0	0	0	0	0	0
C. Claim Reserves and Liabilities:									
1. Total current year	0	0	0	0	0	0	0	0	0
2. Total prior year	0	0	0	0	0	0	0	0	0
3. Increase	0	0	0	0	0	0	0	0	0

PART 3. - TEST OF PRIOR YEAR'S CLAIM RESERVES AND LIABILITIES									
1. Claims paid during the year:									
1.1 On claims incurred prior to current year									
1.2 On claims incurred during current year									
2. Claim reserves and liabilities, December 31, current year:									
2.1 On claims incurred prior to current year									
2.2 On claims incurred during current year									
3. Test:									
3.1 Line 1.1 and 2.1									
3.2 Claim reserves and liabilities, December 31, prior year									
3.3 Line 3.1 minus Line 3.2									

NONE

PART 4. - REINSURANCE									
A. Reinsurance Assumed:									
1. Premiums written	0	0	0	0	0	0	0	0	0
2. Premiums earned	0	0	0	0	0	0	0	0	0
3. Incurred claims	0	0	0	0	0	0	0	0	0
4. Commissions	0	0	0	0	0	0	0	0	0
B. Reinsurance Ceded:									
1. Premiums written	122,320	0	0	0	0	0	0	0	122,320
2. Premiums earned	107,387	0	0	0	0	0	0	0	107,387
3. Incurred claims	27,484	0	0	0	0	0	0	0	27,484
4. Commissions	41,711	0	0	0	0	0	0	0	41,711

(a) Includes \$0 premium deficiency reserve.

SCHEDULE H - PART 5. - HEALTH CLAIMS

	1 Medical	2 Dental	3 Other	4 Total
A. Direct:				
1. Incurred Claims	0	0	27,484	27,484
2. Beginning claim reserves and liabilities	0	0	0	0
3. Ending claim reserves and liabilities	0	0	5,047	5,047
4. Claims paid	0	0	22,437	22,437
B. Assumed Reinsurance:				
5. Incurred Claims.....	0	0	0	0
6. Beginning claim reserves and liabilities	0	0	0	0
7. Ending claim reserves and liabilities	0	0	0	0
8. Claims paid	0	0	0	0
C. Ceded Reinsurance:				
9. Incurred Claims.....	0	0	27,484	27,484
10. Beginning claim reserves and liabilities	0	0	0	0
11. Ending claim reserves and liabilities	0	0	5,047	5,047
12. Claims paid	0	0	22,437	22,437
D. Net:				
13. Incurred Claims.....	0	0	0	0
14. Beginning claim reserves and liabilities	0	0	0	0
15. Ending claim reserves and liabilities	0	0	0	0
16. Claims paid	0	0	0	0
E. Net Incurred Claims and Cost Containment Expenses:				
17. Incurred claims and cost containment expenses	0	0	0	0
18. Beginning reserves and liabilities	0	0	0	0
19. Ending reserves and liabilities	0	0	0	0
20. Paid claims and cost containment expenses	0	0	0	0

ANNUAL STATEMENT FOR THE YEAR 2012 OF THE American Modern Home Insurance Co.

SCHEDULE P - PART 1A - HOMEOWNERS/FAROWNERS

(\$000 OMITTED)

Years in Which Premiums Were Earned and Losses Were Incurred	Premiums Earned			Loss and Loss Expense Payments							10 Salvage and Subrogation Received	11 Total Net Paid Cols (4 - 5 + 6 - 7 + 8 - 9)	12 Number of Claims Reported Direct and Assumed
	1 Direct and Assumed	2 Ceded	3 Net (1 - 2)	Loss Payments		Defense and Cost Containment Payments		Adjusting and Other Payments					
				4 Direct and Assumed	5 Ceded	6 Direct and Assumed	7 Ceded	8 Direct and Assumed	9 Ceded				
1. Prior.....	XXX	XXX	XXX	0	0	0	0	0	0	0	0	XXX	
2. 2003.....	22,392	960	21,432	13,523	846	437	14	993	4	110	14,089	4,096	
3. 2004.....	19,610	1,309	18,301	9,752	1,131	468	55	885	15	70	9,904	2,939	
4. 2005.....	21,734	2,290	19,444	14,450	5,507	621	143	1,033	143	85	10,312	3,355	
5. 2006.....	29,779	2,372	27,407	12,354	409	514	50	1,364	85	52	13,687	3,592	
6. 2007.....	29,672	3,152	26,520	12,524	1,446	280	37	1,856	128	1,404	13,049	4,006	
7. 2008.....	102,298	17,280	85,018	68,757	19,366	662	141	8,227	1,316	224	56,822	20,888	
8. 2009.....	176,327	59,993	116,334	79,708	22,767	940	309	12,361	2,075	292	67,858	30,040	
9. 2010.....	198,108	99,516	98,592	87,236	49,250	1,009	759	11,828	3,985	389	46,079	30,796	
10. 2011.....	217,882	126,957	90,925	135,985	82,107	867	648	14,114	6,230	325	61,982	42,993	
11. 2012.....	234,160	167,742	66,418	101,450	82,216	389	137	13,003	5,965	126	26,525	34,898	
12. Totals	XXX	XXX	XXX	535,738	265,045	6,189	2,294	65,665	19,947	3,077	320,306	XXX	

	Losses Unpaid				Defense and Cost Containment Unpaid				Adjusting and Other Unpaid		23 Salvage and Subrogation Anticipated	24 Total Net Losses and Expenses Unpaid	25 Number of Claims Outstanding Direct and Assumed
	Case Basis		Bulk + IBNR		Case Basis		Bulk + IBNR						
	13 Direct and Assumed	14 Ceded	15 Direct and Assumed	16 Ceded	17 Direct and Assumed	18 Ceded	19 Direct and Assumed	20 Ceded	21 Direct and Assumed	22 Ceded			
1. Prior.....	7	0	0	0	0	0	0	1	0	0	9	0	
2. 2003.....	0	0	0	0	0	0	0	0	0	0	0	1	
3. 2004.....	48	0	5	0	26	0	0	2	0	0	80	0	
4. 2005.....	81	0	1	1	11	0	0	3	0	0	95	0	
5. 2006.....	91	0	4	2	11	0	(1)	4	0	0	107	0	
6. 2007.....	1	1	2	(2)	0	0	0	0	0	0	4	6	
7. 2008.....	243	0	37	(12)	52	0	(6)	10	(2)	2	345	23	
8. 2009.....	256	239	158	28	120	0	(51)	34	9	3	230	51	
9. 2010.....	2,877	610	370	70	496	2	(107)	149	24	5	3,060	146	
10. 2011.....	2,547	1,478	849	469	247	30	(123)	244	69	16	1,750	1,883	
11. 2012.....	15,503	10,443	8,102	5,720	61	15	440	1,323	606	77	8,535	2,112	
12. Totals	21,655	12,771	9,527	6,277	1,023	48	152	1,772	706	104	14,215	4,224	

	Total Losses and Loss Expenses Incurred			Loss and Loss Expense Percentage (Incurred / Premiums Earned)			Nontabular Discount		34 Inter-Company Pooling Participation Percentage	Net Balance Sheet Reserves After Discount	
	26 Direct and Assumed	27 Ceded	28 Net	29 Direct and Assumed	30 Ceded	31 Net	32 Loss	33 Loss Expense		35 Losses Unpaid	36 Loss Expenses Unpaid
1. Prior.....	XXX	XXX	XXX	XXX	XXX	XXX	0	0	XXX	7	1
2. 2003.....	14,953	863	14,089	66.8	89.9	65.7	0	0	47.5	0	0
3. 2004.....	11,185	1,202	9,984	57.0	91.8	54.6	0	0	47.5	52	28
4. 2005.....	16,201	5,794	10,407	74.5	253.0	53.5	0	0	47.5	81	14
5. 2006.....	14,341	546	13,794	48.2	23.0	50.3	0	0	47.5	92	15
6. 2007.....	14,663	1,611	13,052	49.4	51.1	49.2	0	0	47.5	3	0
7. 2008.....	77,982	20,815	57,167	76.2	120.5	67.2	0	0	47.5	292	53
8. 2009.....	93,526	25,438	68,088	53.0	42.4	58.5	0	0	47.5	147	83
9. 2010.....	103,859	54,720	49,140	52.4	55.0	49.8	0	0	47.5	2,567	493
10. 2011.....	154,731	90,999	63,732	71.0	71.7	70.1	0	0	47.5	1,449	301
11. 2012.....	140,271	105,211	35,060	59.9	62.7	52.8	0	0	47.5	7,442	1,093
12. Totals	XXX	XXX	XXX	XXX	XXX	XXX	0	0	XXX	12,135	2,081

ANNUAL STATEMENT FOR THE YEAR 2012 OF THE American Modern Home Insurance Co.
SCHEDULE P - PART 1B - PRIVATE PASSENGER AUTO LIABILITY/MEDICAL
(\$000 OMITTED)

Years in Which Premiums Were Earned and Losses Were Incurred	Premiums Earned			Loss and Loss Expense Payments							12 Number of Claims Reported Direct and Assumed	
	1 Direct and Assumed	2 Ceded	3 Net (1 - 2)	Loss Payments		Defense and Cost Containment Payments		Adjusting and Other Payments		10 Salvage and Subrogation Received		11 Total Net Paid Cols (4 - 5 + 6 - 7 + 8 - 9)
				4	5	6	7	8	9			
				Direct and Assumed	Ceded	Direct and Assumed	Ceded	Direct and Assumed	Ceded			
1. Prior.....	XXX	XXX	XXX	0	0	0	0	0	0	0	0	XXX
2. 2003.....	20,147	247	19,900	9,679	794	615	46	391	10	40	9,835	1,275
3. 2004.....	16,416	268	16,148	6,776	369	304	16	534	30	54	7,199	1,248
4. 2005.....	13,793	390	13,403	6,133	640	447	87	509	70	90	6,291	1,365
5. 2006.....	12,308	496	11,812	4,289	105	213	0	640	39	120	4,997	1,390
6. 2007.....	12,277	572	11,705	5,556	490	363	7	867	63	57	6,226	1,707
7. 2008.....	13,015	949	12,066	5,554	100	263	5	756	126	112	6,342	1,737
8. 2009.....	13,388	1,261	12,127	6,241	309	346	50	774	141	40	6,860	1,730
9. 2010.....	12,524	1,214	11,311	5,840	99	295	4	700	243	136	6,490	1,685
10. 2011.....	12,060	1,257	10,803	4,682	64	109	3	555	246	80	5,032	1,470
11. 2012.....	13,148	1,409	11,739	2,917	297	35	2	531	244	31	2,940	1,416
12. Totals	XXX	XXX	XXX	57,666	3,267	2,989	221	6,257	1,212	761	62,212	XXX

	Losses Unpaid				Defense and Cost Containment Unpaid				Adjusting and Other Unpaid		23 Salvage and Subrogation Anticipated	24 Total Net Losses and Expenses Unpaid	25 Number of Claims Outstanding Direct and Assumed
	Case Basis		Bulk + IBNR		Case Basis		Bulk + IBNR						
	13	14	15	16	17	18	19	20	21	22			
	Direct and Assumed	Ceded	Direct and Assumed	Ceded	Direct and Assumed	Ceded	Direct and Assumed	Ceded	Direct and Assumed	Ceded			
1. Prior.....	2	3	0	0	0	0	0	0	0	0	0	(1)	0
2. 2003.....	48	4	0	0	4	0	0	0	0	0	5	48	1
3. 2004.....	12	7	0	0	0	0	0	0	0	0	0	4	0
4. 2005.....	7	0	0	0	0	0	0	0	0	0	1	7	0
5. 2006.....	48	0	0	0	15	0	0	0	1	0	6	64	0
6. 2007.....	93	11	28	3	11	1	(3)	0	5	1	11	117	4
7. 2008.....	297	11	36	11	73	1	(11)	(9)	11	4	37	387	6
8. 2009.....	581	48	114	14	112	4	(27)	(9)	25	6	71	742	16
9. 2010.....	1,399	218	84	2	195	17	(24)	5	25	13	136	1,425	44
10. 2011.....	1,447	22	204	(53)	78	2	(35)	9	60	(10)	170	1,784	68
11. 2012.....	3,986	185	833	50	26	5	46	3	178	33	457	4,794	317
12. Totals	7,919	509	1,298	27	515	30	(53)	0	305	48	894	9,370	458

	Total Losses and Loss Expenses Incurred			Loss and Loss Expense Percentage (Incurred / Premiums Earned)			Nontabular Discount		34 Inter-Company Pooling Participation Percentage	Net Balance Sheet Reserves After Discount	
	26	27	28	29	30	31	32	33		35	36
	Direct and Assumed	Ceded	Net	Direct and Assumed	Ceded	Net	Loss	Loss Expense		Losses Unpaid	Loss Expenses Unpaid
1. Prior.....	XXX	XXX	XXX	XXX	XXX	XXX	0	0	XXX	(1)	0
2. 2003.....	10,737	854	9,882	53.3	345.9	49.7	0	0	47.5	44	4
3. 2004.....	7,625	423	7,203	46.5	157.7	44.6	0	0	47.5	4	0
4. 2005.....	7,096	798	6,298	51.4	204.5	47.0	0	0	47.5	7	0
5. 2006.....	5,205	144	5,061	42.3	29.1	42.8	0	0	47.5	48	16
6. 2007.....	6,919	575	6,343	56.4	100.6	54.2	0	0	47.5	106	11
7. 2008.....	6,979	249	6,729	53.6	26.3	55.8	0	0	47.5	311	77
8. 2009.....	8,166	564	7,602	61.0	44.7	62.7	0	0	47.5	633	109
9. 2010.....	8,516	601	7,914	68.0	49.6	70.0	0	0	47.5	1,262	162
10. 2011.....	7,100	284	6,816	58.9	22.6	63.1	0	0	47.5	1,683	102
11. 2012.....	8,552	819	7,734	65.0	58.1	65.9	0	0	47.5	4,584	210
12. Totals	XXX	XXX	XXX	XXX	XXX	XXX	0	0	XXX	8,681	689

ANNUAL STATEMENT FOR THE YEAR 2012 OF THE American Modern Home Insurance Co.
SCHEDULE P - PART 1C - COMMERCIAL AUTO/TRUCK LIABILITY/MEDICAL
(\$000 OMITTED)

Years in Which Premiums Were Earned and Losses Were Incurred	Premiums Earned			Loss and Loss Expense Payments							12 Number of Claims Reported Direct and Assumed	
	1 Direct and Assumed	2 Ceded	3 Net (1 - 2)	Loss Payments		Defense and Cost Containment Payments		Adjusting and Other Payments		10 Salvage and Subrogation Received		11 Total Net Paid Cols (4 - 5 + 6 - 7 + 8 - 9)
				4	5	6	7	8	9			
				Direct and Assumed	Ceded	Direct and Assumed	Ceded	Direct and Assumed	Ceded			
1. Prior.....	XXX	XXX	XXX	0	0	0	0	0	0	0	0	XXX
2. 2003.....	2,470	274	2,196	1,964	0	371	0	63	1	2	2,396	163
3. 2004.....	2,516	225	2,291	863	0	211	0	155	7	(3)	1,221	295
4. 2005.....	1,826	86	1,740	285	48	5	0	43	5	1	279	128
5. 2006.....	1,949	85	1,864	1,043	0	126	0	65	2	0	1,232	123
6. 2007.....	1,983	88	1,895	453	0	174	0	73	4	71	696	142
7. 2008.....	2,097	94	2,003	251	0	69	0	60	10	7	371	136
8. 2009.....	2,163	126	2,037	856	0	226	0	92	18	7	1,156	202
9. 2010.....	2,508	176	2,331	393	(4)	55	1	67	23	7	495	162
10. 2011.....	3,522	990	2,532	624	172	74	16	83	37	5	556	215
11. 2012.....	5,026	2,480	2,545	500	237	13	8	72	33	3	308	192
12. Totals	XXX	XXX	XXX	7,231	452	1,324	25	773	140	99	8,711	XXX

	Losses Unpaid				Defense and Cost Containment Unpaid				Adjusting and Other Unpaid		23 Salvage and Subrogation Anticipated	24 Total Net Losses and Expenses Unpaid	25 Number of Claims Outstanding Direct and Assumed
	Case Basis		Bulk + IBNR		Case Basis		Bulk + IBNR		21 Direct and Assumed	22 Ceded			
	13	14	15	16	17	18	19	20					
	Direct and Assumed	Ceded	Direct and Assumed	Ceded	Direct and Assumed	Ceded	Direct and Assumed	Ceded					
1. Prior.....	0	0	0	0	0	0	0	0	0	0	0	0	0
2. 2003.....	0	0	0	0	0	0	0	0	0	0	0	0	0
3. 2004.....	12	0	0	0	10	0	0	0	1	0	0	23	0
4. 2005.....	0	0	0	0	0	0	0	0	0	0	0	0	0
5. 2006.....	0	0	0	0	0	0	0	0	0	0	0	0	0
6. 2007.....	0	0	0	0	0	0	0	0	0	0	0	0	0
7. 2008.....	69	0	1	1	16	0	(4)	0	1	(1)	8	84	1
8. 2009.....	225	0	13	9	148	0	(42)	(1)	13	(8)	34	356	7
9. 2010.....	57	0	9	7	16	0	(9)	1	2	(2)	6	68	2
10. 2011.....	729	83	251	251	144	4	21	26	47	(1)	79	831	7
11. 2012.....	639	264	594	507	27	21	57	52	31	0	48	505	41
12. Totals	1,731	347	868	774	361	25	23	78	95	(12)	176	1,866	59

	Total Losses and Loss Expenses Incurred			Loss and Loss Expense Percentage (Incurred / Premiums Earned)			Nontabular Discount		34 Inter-Company Pooling Participation Percentage	Net Balance Sheet Reserves After Discount	
	26	27	28	29	30	31	32	33		35 Losses Unpaid	36 Loss Expenses Unpaid
	Direct and Assumed	Ceded	Net	Direct and Assumed	Ceded	Net	Loss	Loss Expense			
1. Prior.....	XXX	XXX	XXX	XXX	XXX	XXX	0	0	XXX	0	0
2. 2003.....	2,397	1	2,396	97.1	0.3	109.1	0	0	47.5	0	0
3. 2004.....	1,251	7	1,244	49.7	3.3	54.3	0	0	47.5	12	11
4. 2005.....	333	53	279	18.2	61.9	16.1	0	0	47.5	0	0
5. 2006.....	1,234	2	1,232	63.3	2.2	66.1	0	0	47.5	0	0
6. 2007.....	700	4	696	35.3	4.6	36.8	0	0	47.5	0	0
7. 2008.....	464	10	454	22.1	10.2	22.7	0	0	47.5	69	14
8. 2009.....	1,530	18	1,512	70.7	14.0	74.3	0	0	47.5	229	127
9. 2010.....	589	26	563	23.5	14.5	24.1	0	0	47.5	58	10
10. 2011.....	1,973	587	1,386	56.0	59.3	54.7	0	0	47.5	647	184
11. 2012.....	1,935	1,122	813	38.5	45.2	31.9	0	0	47.5	462	43
12. Totals	XXX	XXX	XXX	XXX	XXX	XXX	0	0	XXX	1,477	389

**SCHEDULE P - PART 1D - WORKERS' COMPENSATION
(EXCLUDING EXCESS WORKERS' COMPENSATION)**

(\$000 OMITTED)

Years in Which Premiums Were Earned and Losses Were Incurred	Premiums Earned			Loss and Loss Expense Payments						10 Salvage and Subrogation Received	11 Total Net Paid Cols (4 - 5 + 6 - 7 + 8 - 9)	12 Number of Claims Reported Direct and Assumed
	1 Direct and Assumed	2 Ceded	3 Net (1 - 2)	Loss Payments		Defense and Cost Containment Payments		Adjusting and Other Payments				
				4 Direct and Assumed	5 Ceded	6 Direct and Assumed	7 Ceded	8 Direct and Assumed	9 Ceded			
1. Prior	XXX	XXX	XXX									XXX
2. 2003												
3. 2004												
4. 2005												
5. 2006												
6. 2007												
7. 2008												
8. 2009												
9. 2010												
10. 2011												
11. 2012												
12. Totals	XXX	XXX	XXX									XXX

NONE

	Losses Unpaid				Defense and Cost Containment Unpaid				Adjusting and Other Unpaid		23 Salvage and Subrogation Anticipated	24 Total Net Losses and Expenses Unpaid	25 Number of Claims Outstanding Direct and Assumed
	Case Basis		Bulk + IBNR		Case Basis		Bulk + IBNR		Adjusting and Other Unpaid				
	13 Direct and Assumed	14 Ceded	15 Direct and Assumed	16 Ceded	17 Direct and Assumed	18 Ceded	19 Direct and Assumed	20 Ceded	21 Direct and Assumed	22 Ceded			
1. Prior													
2. 2003													
3. 2004													
4. 2005													
5. 2006													
6. 2007													
7. 2008													
8. 2009													
9. 2010													
10. 2011													
11. 2012													
12. Totals													

NONE

	Total Losses and Loss Expenses Incurred			Loss and Loss Expense Percentage (Incurred / Premiums Earned)			Nontabular Discount		34 Inter-Company Pooling Participation Percentage	Net Balance Sheet Reserves After Discount	
	26 Direct and Assumed	27 Ceded	28 Net	29 Direct and Assumed	30 Ceded	31 Net	32 Loss	33 Loss Expense		35 Losses Unpaid	36 Loss Expenses Unpaid
	1. Prior	XXX	XXX	XXX	XXX	XXX	XXX				XXX
2. 2003											
3. 2004											
4. 2005											
5. 2006											
6. 2007											
7. 2008											
8. 2009											
9. 2010											
10. 2011											
11. 2012											
12. Totals	XXX	XXX	XXX	XXX	XXX	XXX			XXX		

NONE

ANNUAL STATEMENT FOR THE YEAR 2012 OF THE American Modern Home Insurance Co.

SCHEDULE P - PART 1E - COMMERCIAL MULTIPLE PERIL

(\$000 OMITTED)

Years in Which Premiums Were Earned and Losses Were Incurred	Premiums Earned			Loss and Loss Expense Payments							12 Number of Claims Reported Direct and Assumed	
	1 Direct and Assumed	2 Ceded	3 Net (1 - 2)	Loss Payments		Defense and Cost Containment Payments		Adjusting and Other Payments		10 Salvage and Subrogation Received		11 Total Net Paid Cols (4 - 5 + 6 - 7 + 8 - 9)
				4	5	6	7	8	9			
				Direct and Assumed	Ceded	Direct and Assumed	Ceded	Direct and Assumed	Ceded			
1. Prior	XXX	XXX	XXX	4	0	30	0	1	0	2	34	XXX
2. 2003	4,427	1,947	2,480	2,040	1,025	342	170	44	3	155	1,229	183
3. 2004	8,836	4,958	3,878	2,825	1,544	561	317	62	8	0	1,579	243
4. 2005	12,403	6,344	6,059	4,019	3,100	621	432	110	11	0	1,208	241
5. 2006	11,706	7,333	4,374	3,438	1,685	604	354	139	10	0	2,133	256
6. 2007	14,006	8,578	5,428	4,714	2,146	734	390	179	22	0	3,069	341
7. 2008	11,589	9,470	2,119	9,045	5,556	704	444	266	52	0	3,963	532
8. 2009	12,787	7,613	5,174	4,985	2,295	627	493	174	44	0	2,954	369
9. 2010	12,332	8,163	4,169	3,720	2,206	452	394	155	58	0	1,668	354
10. 2011	15,151	10,629	4,521	4,453	4,073	176	172	152	68	0	468	374
11. 2012	5,957	3,548	2,408	2,982	1,215	4	1	114	52	4	1,832	304
12. Totals	XXX	XXX	XXX	42,226	24,844	4,855	3,167	1,395	327	162	20,137	XXX

	Losses Unpaid				Defense and Cost Containment Unpaid				Adjusting and Other Unpaid		23 Salvage and Subrogation Anticipated	24 Total Net Losses and Expenses Unpaid	25 Number of Claims Outstanding Direct and Assumed
	Case Basis		Bulk + IBNR		Case Basis		Bulk + IBNR		21 Direct and Assumed	22 Ceded			
	13	14	15	16	17	18	19	20					
	Direct and Assumed	Ceded	Direct and Assumed	Ceded	Direct and Assumed	Ceded	Direct and Assumed	Ceded					
1. Prior	105	9	0	0	26	2	0	0	1	1	0	120	3
2. 2003	0	0	0	0	0	0	0	0	0	0	0	0	0
3. 2004	5	5	2	2	0	0	1	1	1	1	0	0	0
4. 2005	0	0	0	0	0	0	0	0	0	0	0	0	0
5. 2006	314	314	67	67	30	30	38	38	36	36	0	0	1
6. 2007	3	3	146	146	0	0	83	83	23	23	0	0	1
7. 2008	752	752	63	63	55	55	36	36	88	88	0	0	8
8. 2009	439	439	43	43	32	32	24	24	52	52	0	0	11
9. 2010	1,398	1,398	180	180	104	104	102	102	171	171	0	0	26
10. 2011	1,248	1,248	359	343	104	104	216	182	174	170	0	54	34
11. 2012	717	478	1,219	879	15	12	535	518	242	193	5	648	54
12. Totals	4,980	4,645	2,078	1,722	366	338	1,034	983	787	733	5	823	139

	Total Losses and Loss Expenses Incurred			Loss and Loss Expense Percentage (Incurred / Premiums Earned)			Nontabular Discount		34 Inter-Company Pooling Participation Percentage	Net Balance Sheet Reserves After Discount	
	26 Direct and Assumed	27 Ceded	28 Net	29 Direct and Assumed	30 Ceded	31 Net	32 Loss	33 Loss Expense		35 Losses Unpaid	36 Loss Expenses Unpaid
1. Prior	XXX	XXX	XXX	XXX	XXX	XXX	0	0	XXX	95	25
2. 2003	2,427	1,198	1,229	54.8	61.5	49.5	0	0	47.5	0	0
3. 2004	3,457	1,878	1,579	39.1	37.9	40.7	0	0	47.5	0	0
4. 2005	4,751	3,543	1,208	38.3	55.8	19.9	0	0	47.5	0	0
5. 2006	4,664	2,532	2,133	39.8	34.5	48.8	0	0	47.5	0	0
6. 2007	5,882	2,813	3,069	42.0	32.8	56.5	0	0	47.5	0	0
7. 2008	11,007	7,044	3,963	95.0	74.4	187.0	0	0	47.5	0	0
8. 2009	6,376	3,421	2,954	49.9	44.9	57.1	0	0	47.5	0	0
9. 2010	6,280	4,612	1,668	50.9	56.5	40.0	0	0	47.5	0	0
10. 2011	6,881	6,359	522	45.4	59.8	11.5	0	0	47.5	15	39
11. 2012	5,829	3,348	2,480	97.9	94.4	103.0	0	0	47.5	579	69
12. Totals	XXX	XXX	XXX	XXX	XXX	XXX	0	0	XXX	690	133

Schedule P - Part 1F - Section 1 - Medical Professional Liability - Occurrence

N O N E

Schedule P - Part 1F - Section 2 - Medical Professional Liability - Claims-Made

N O N E

ANNUAL STATEMENT FOR THE YEAR 2012 OF THE American Modern Home Insurance Co.
**SCHEDULE P - PART 1G - SPECIAL LIABILITY (OCEAN MARINE, AIRCRAFT (ALL PERILS),
 BOILER AND MACHINERY)**
 (\$000 OMITTED)

Years in Which Premiums Were Earned and Losses Were Incurred	Premiums Earned			Loss and Loss Expense Payments						10 Salvage and Subrogation Received	11 Total Net Paid Cols (4 - 5 + 6 - 7 + 8 - 9)	12 Number of Claims Reported Direct and Assumed
	1	2	3	Loss Payments		Defense and Cost Containment Payments		Adjusting and Other Payments				
	Direct and Assumed	Ceded	Net (1 - 2)	4 Direct and Assumed	5 Ceded	6 Direct and Assumed	7 Ceded	8 Direct and Assumed	9 Ceded			
1. Prior	XXX	XXX	XXX	0	0	0	0	0	0	0	0	XXX
2. 2003	6,938	31	6,907	4,399	225	165	0	235	1	165	4,572	XXX
3. 2004	8,486	67	8,418	8,111	45	398	0	345	16	494	8,793	XXX
4. 2005	8,091	449	7,642	9,576	5,386	314	155	320	45	661	4,624	XXX
5. 2006	6,701	64	6,637	3,119	0	80	0	240	12	321	3,428	XXX
6. 2007	4,470	57	4,413	1,791	0	64	0	174	11	139	2,019	XXX
7. 2008	3,821	329	3,492	2,968	797	43	0	188	30	220	2,372	XXX
8. 2009	4,125	483	3,642	1,844	0	13	0	155	28	116	1,984	XXX
9. 2010	4,825	287	4,538	2,229	0	83	0	152	52	135	2,413	XXX
10. 2011	5,644	291	5,352	3,459	1	58	0	186	82	162	3,620	XXX
11. 2012	5,797	291	5,507	4,518	41	5	0	250	114	46	4,617	XXX
12. Totals	XXX	XXX	XXX	42,013	6,494	1,223	155	2,246	391	2,460	38,441	XXX

	Losses Unpaid				Defense and Cost Containment Unpaid				Adjusting and Other Unpaid		23 Salvage and Subrogation Anticipated	24 Total Net Losses and Expenses Unpaid	25 Number of Claims Outstanding Direct and Assumed
	Case Basis		Bulk + IBNR		Case Basis		Bulk + IBNR		21 Direct and Assumed	22 Ceded			
	13 Direct and Assumed	14 Ceded	15 Direct and Assumed	16 Ceded	17 Direct and Assumed	18 Ceded	19 Direct and Assumed	20 Ceded					
1. Prior	0	0	0	0	0	0	0	0	0	0	0	0	0
2. 2003	0	0	0	0	0	0	0	0	0	0	0	0	0
3. 2004	0	0	0	0	0	0	0	0	0	0	0	0	0
4. 2005	0	0	0	0	0	0	0	0	0	0	0	0	0
5. 2006	34	0	0	0	0	0	0	0	0	0	0	34	0
6. 2007	16	0	0	0	0	0	0	0	0	0	2	16	1
7. 2008	0	0	0	0	0	0	0	0	0	0	0	0	0
8. 2009	30	0	0	0	0	0	0	0	5	0	3	35	1
9. 2010	19	0	1	0	0	0	0	0	0	0	2	19	4
10. 2011	506	0	17	(2)	31	0	0	0	12	3	3	564	9
11. 2012	1,898	1	(1)	3	0	0	1	0	1	0	181	1,896	131
12. Totals	2,504	1	17	2	31	0	0	0	19	4	190	2,566	148

	Total Losses and Loss Expenses Incurred			Loss and Loss Expense Percentage (Incurred / Premiums Earned)			Nontabular Discount		34 Inter-Company Pooling Participation Percentage	Net Balance Sheet Reserves After Discount	
	26	27	28	29	30	31	32	33		35 Losses Unpaid	36 Loss Expenses Unpaid
	Direct and Assumed	Ceded	Net	Direct and Assumed	Ceded	Net	Loss	Loss Expense			
1. Prior	XXX	XXX	XXX	XXX	XXX	XXX	0	0	XXX	0	0
2. 2003	4,798	226	4,572	69.2	732.3	66.2	0	0	47.5	0	0
3. 2004	8,854	61	8,793	104.3	90.2	104.4	0	0	47.5	0	0
4. 2005	10,210	5,586	4,624	126.2	1,244.4	60.5	0	0	47.5	0	0
5. 2006	3,474	12	3,462	51.8	18.8	52.2	0	0	47.5	34	0
6. 2007	2,046	11	2,035	45.8	18.6	46.1	0	0	47.5	16	0
7. 2008	3,199	827	2,372	83.7	251.3	67.9	0	0	47.5	0	0
8. 2009	2,047	28	2,019	49.6	5.8	55.4	0	0	47.5	30	5
9. 2010	2,484	52	2,432	51.5	18.2	53.6	0	0	47.5	19	0
10. 2011	4,269	85	4,185	75.6	29.1	78.2	0	0	47.5	525	40
11. 2012	6,672	159	6,513	115.1	54.6	118.3	0	0	47.5	1,894	2
12. Totals	XXX	XXX	XXX	XXX	XXX	XXX	0	0	XXX	2,519	47

ANNUAL STATEMENT FOR THE YEAR 2012 OF THE American Modern Home Insurance Co.
SCHEDULE P - PART 1H - SECTION 1 - OTHER LIABILITY - OCCURRENCE
(\$000 OMITTED)

Years in Which Premiums Were Earned and Losses Were Incurred	Premiums Earned			Loss and Loss Expense Payments						10 Salvage and Subrogation Received	11 Total Net Paid Cols (4 - 5 + 6 - 7 + 8 - 9)	12 Number of Claims Reported Direct and Assumed
	1 Direct and Assumed	2 Ceded	3 Net (1 - 2)	Loss Payments		Defense and Cost Containment Payments		Adjusting and Other Payments				
				4 Direct and Assumed	5 Ceded	6 Direct and Assumed	7 Ceded	8 Direct and Assumed	9 Ceded			
	1. Prior.....	XXX	XXX	XXX	136	57	15	1	3			
2. 2003.....	16,806	1,245	15,561	3,867	1,405	1,006	351	697	8	33	3,807	2,728
3. 2004.....	21,311	1,938	19,373	7,183	1,765	1,180	281	699	27	644	6,990	2,391
4. 2005.....	19,895	2,229	17,666	5,151	866	1,172	322	733	107	56	5,761	2,354
5. 2006.....	24,393	2,518	21,875	5,092	1,083	1,448	513	872	56	17	5,760	2,036
6. 2007.....	22,695	3,088	19,607	6,001	853	1,157	376	565	50	13	6,445	1,090
7. 2008.....	18,050	2,660	15,390	8,564	537	1,115	242	380	67	6	9,214	836
8. 2009.....	34,494	2,227	32,267	22,553	501	971	405	284	63	4	22,839	608
9. 2010.....	25,743	2,924	22,819	5,106	512	898	365	323	118	32	5,332	727
10. 2011.....	18,943	4,432	14,512	4,446	(449)	475	210	295	131	28	5,324	759
11. 2012.....	21,345	2,248	19,097	2,213	167	40	3	188	86	25	2,184	501
12. Totals	XXX	XXX	XXX	70,314	7,297	9,477	3,069	5,039	715	857	73,750	XXX

	Losses Unpaid				Defense and Cost Containment Unpaid				Adjusting and Other Unpaid		23 Salvage and Subrogation Anticipated	24 Total Net Losses and Expenses Unpaid	25 Number of Claims Outstanding Direct and Assumed
	Case Basis		Bulk + IBNR		Case Basis		Bulk + IBNR						
	13	14	15	16	17	18	19	20	21	22			
	Direct and Assumed	Ceded	Direct and Assumed	Ceded	Direct and Assumed	Ceded	Direct and Assumed	Ceded	Direct and Assumed	Ceded			
1. Prior.....	203	43	0	0	51	18	0	0	85	9	0	269	6
2. 2003.....	6	2	0	0	0	0	0	0	0	0	0	5	0
3. 2004.....	53	51	20	16	5	4	9	9	9	8	0	8	1
4. 2005.....	63	56	90	79	4	4	44	45	20	18	0	19	1
5. 2006.....	264	239	252	239	21	17	126	126	65	62	0	46	2
6. 2007.....	577	483	115	77	104	34	42	53	48	52	1	187	10
7. 2008.....	182	86	65	4	46	7	(1)	6	25	11	1	203	7
8. 2009.....	1,541	919	281	69	218	68	55	59	154	470	15	665	24
9. 2010.....	3,683	1,070	681	82	493	79	49	72	282	209	38	3,675	60
10. 2011.....	4,573	2,386	1,967	358	496	191	235	270	539	623	12	3,981	105
11. 2012.....	3,936	460	5,246	791	40	29	349	180	860	155	129	8,816	157
12. Totals	15,080	5,794	8,717	1,715	1,479	451	908	821	2,087	1,617	196	17,874	375

	Total Losses and Loss Expenses Incurred			Loss and Loss Expense Percentage (Incurred / Premiums Earned)			Nontabular Discount		34 Inter-Company Pooling Participation Percentage	Net Balance Sheet Reserves After Discount	
	26	27	28	29	30	31	32	33		35	36
	Direct and Assumed	Ceded	Net	Direct and Assumed	Ceded	Net	Loss	Loss Expense		Losses Unpaid	Loss Expenses Unpaid
	1. Prior.....	XXX	XXX	XXX	XXX	XXX	XXX	0		0	XXX
2. 2003.....	5,578	1,766	3,812	33.2	141.9	24.5	0	0	47.5	5	0
3. 2004.....	9,159	2,161	6,998	43.0	111.5	36.1	0	0	47.5	6	2
4. 2005.....	7,278	1,497	5,781	36.6	67.2	32.7	0	0	47.5	18	1
5. 2006.....	8,141	2,335	5,806	33.4	92.7	26.5	0	0	47.5	39	7
6. 2007.....	8,610	1,978	6,632	37.9	64.1	33.8	0	0	47.5	132	55
7. 2008.....	10,377	960	9,416	57.5	36.1	61.2	0	0	47.5	157	46
8. 2009.....	26,057	2,553	23,504	75.5	114.7	72.8	0	0	47.5	835	(170)
9. 2010.....	11,515	2,508	9,007	44.7	85.8	39.5	0	0	47.5	3,212	463
10. 2011.....	13,025	3,720	9,305	68.8	83.9	64.1	0	0	47.5	3,795	186
11. 2012.....	12,870	1,870	11,000	60.3	83.2	57.6	0	0	47.5	7,931	885
12. Totals	XXX	XXX	XXX	XXX	XXX	XXX	0	0	XXX	16,288	1,586

ANNUAL STATEMENT FOR THE YEAR 2012 OF THE American Modern Home Insurance Co.
SCHEDULE P - PART 1H - SECTION 2 - OTHER LIABILITY - CLAIMS-MADE
(\$000 OMITTED)

Years in Which Premiums Were Earned and Losses Were Incurred	Premiums Earned			Loss and Loss Expense Payments						10 Salvage and Subrogation Received	11 Total Net Paid Cols (4 - 5 + 6 - 7 + 8 - 9)	12 Number of Claims Reported Direct and Assumed
	1 Direct and Assumed	2 Ceded	3 Net (1 - 2)	Loss Payments		Defense and Cost Containment Payments		Adjusting and Other Payments				
				4 Direct and Assumed	5 Ceded	6 Direct and Assumed	7 Ceded	8 Direct and Assumed	9 Ceded			
1. Prior.....	XXX	XXX	XXX	0	0	0	0	0	0	0	0	XXX
2. 2003.....	0	0	0	0	0	0	0	0	0	0	0	0
3. 2004.....	0	0	0	0	0	0	0	0	0	0	0	0
4. 2005.....	0	0	0	0	0	0	0	0	0	0	0	0
5. 2006.....	0	0	0	0	0	0	0	0	0	0	0	0
6. 2007.....	0	0	0	0	0	0	0	0	0	0	0	0
7. 2008.....	0	0	0	0	0	0	0	0	0	0	0	0
8. 2009.....	0	0	0	0	0	0	0	0	0	0	0	0
9. 2010.....	0	0	0	0	0	0	0	0	0	0	0	0
10. 2011.....	0	0	0	0	0	0	0	0	0	0	0	0
11. 2012.....	0	0	0	0	0	0	0	0	0	0	0	0
12. Totals	XXX	XXX	XXX	0	0	0	0	0	0	0	0	XXX

	Losses Unpaid				Defense and Cost Containment Unpaid				Adjusting and Other Unpaid		23 Salvage and Subrogation Anticipated	24 Total Net Losses and Expenses Unpaid	25 Number of Claims Outstanding Direct and Assumed
	Case Basis		Bulk + IBNR		Case Basis		Bulk + IBNR		21 Direct and Assumed	22 Ceded			
	13 Direct and Assumed	14 Ceded	15 Direct and Assumed	16 Ceded	17 Direct and Assumed	18 Ceded	19 Direct and Assumed	20 Ceded					
1. Prior.....	0	0	0	0	0	0	0	0	0	0	0	0	0
2. 2003.....	0	0	0	0	0	0	0	0	0	0	0	0	0
3. 2004.....	0	0	0	0	0	0	0	0	0	0	0	0	0
4. 2005.....	0	0	0	0	0	0	0	0	0	0	0	0	0
5. 2006.....	0	0	0	0	0	0	0	0	0	0	0	0	0
6. 2007.....	0	0	0	0	0	0	0	0	0	0	0	0	0
7. 2008.....	0	0	0	0	0	0	0	0	0	0	0	0	0
8. 2009.....	0	0	0	0	0	0	0	0	0	0	0	0	0
9. 2010.....	0	0	0	0	0	0	0	0	0	0	0	0	0
10. 2011.....	0	0	0	0	0	0	0	0	0	0	0	0	0
11. 2012.....	0	0	0	0	0	0	0	0	0	0	0	0	0
12. Totals	0	0	0	0	0	0	0	0	0	0	0	0	0

	Total Losses and Loss Expenses Incurred			Loss and Loss Expense Percentage (Incurred / Premiums Earned)			Nontabular Discount		34 Inter-Company Pooling Participation Percentage	Net Balance Sheet Reserves After Discount	
	26 Direct and Assumed	27 Ceded	28 Net	29 Direct and Assumed	30 Ceded	31 Net	32 Loss	33 Loss Expense		35 Losses Unpaid	36 Loss Expenses Unpaid
1. Prior.....	XXX	XXX	XXX	XXX	XXX	XXX	0	0	XXX	0	0
2. 2003.....	0	0	0	0.0	0.0	0.0	0	0	47.5	0	0
3. 2004.....	0	0	0	0.0	0.0	0.0	0	0	47.5	0	0
4. 2005.....	0	0	0	0.0	0.0	0.0	0	0	47.5	0	0
5. 2006.....	0	0	0	0.0	0.0	0.0	0	0	47.5	0	0
6. 2007.....	0	0	0	0.0	0.0	0.0	0	0	47.5	0	0
7. 2008.....	0	0	0	0.0	0.0	0.0	0	0	47.5	0	0
8. 2009.....	0	0	0	0.0	0.0	0.0	0	0	47.5	0	0
9. 2010.....	0	0	0	0.0	0.0	0.0	0	0	47.5	0	0
10. 2011.....	0	0	0	0.0	0.0	0.0	0	0	47.5	0	0
11. 2012.....	0	0	0	0.0	0.0	0.0	0	0	47.5	0	0
12. Totals	XXX	XXX	XXX	XXX	XXX	XXX	0	0	XXX	0	0

ANNUAL STATEMENT FOR THE YEAR 2012 OF THE American Modern Home Insurance Co.
**SCHEDULE P - PART 11 - SPECIAL PROPERTY (FIRE, ALLIED LINES, INLAND MARINE,
EARTHQUAKE, BURGLARY AND THEFT)**
(\$000 OMITTED)

Years in Which Premiums Were Earned and Losses Were Incurred	Premiums Earned			Loss and Loss Expense Payments						12 Number of Claims Reported Direct and Assumed		
	1	2	3	Loss Payments		Defense and Cost Containment Payments		Adjusting and Other Payments			10 Salvage and Subrogation Received	11 Total Net Paid Cols (4 - 5 + 6 - 7 + 8 - 9)
				4	5	6	7	8	9			
	Direct and Assumed	Ceded	Net (1 - 2)	Direct and Assumed	Ceded	Direct and Assumed	Ceded	Direct and Assumed	Ceded			
1. Prior	XXX	XXX	XXX	1,179	733	267	102	105	48	226	668	XXX
2. 2011	250,666	64,801	185,865	99,098	13,174	715	122	5,905	2,613	979	89,809	XXX
3. 2012	213,439	22,201	191,237	70,868	5,355	385	159	4,897	2,246	405	68,389	XXX
4. Totals	XXX	XXX	XXX	171,145	19,263	1,367	383	10,907	4,908	1,610	158,866	XXX

	Losses Unpaid				Defense and Cost Containment Unpaid				Adjusting and Other Unpaid		23 Salvage and Subrogation Anticipated	24 Total Net Losses and Expenses Unpaid	25 Number of Claims Outstanding Direct and Assumed
	Case Basis		Bulk + IBNR		Case Basis		Bulk + IBNR		Adjusting and Other Unpaid				
	13	14	15	16	17	18	19	20	21	22			
	Direct and Assumed	Ceded	Direct and Assumed	Ceded	Direct and Assumed	Ceded	Direct and Assumed	Ceded	Direct and Assumed	Ceded			
1. Prior	1,258	582	677	133	43	51	92	88	148	(384)	17	1,749	43
2. 2011	2,586	1,162	1,577	132	80	113	12	13	253	391	25	2,697	49
3. 2012	13,707	722	9,801	1,638	22	(71)	492	116	1,384	211	234	22,790	836
4. Totals	17,552	2,466	12,056	1,903	145	92	597	218	1,785	218	276	27,237	929

	Total Losses and Loss Expenses Incurred			Loss and Loss Expense Percentage (Incurred /Premiums Earned)			Nontabular Discount		34 Inter-Company Pooling Participation Percentage	Net Balance Sheet Reserves After Discount	
	26	27	28	29	30	31	32	33		35	36
	Direct and Assumed	Ceded	Net	Direct and Assumed	Ceded	Net	Loss	Loss Expense		Losses Unpaid	Loss Expenses Unpaid
1. Prior	XXX	XXX	XXX	XXX	XXX	XXX	0	0	XXX	1,220	529
2. 2011	110,227	17,721	92,506	44.0	27.3	49.8	0	0	47.5	2,870	(173)
3. 2012	101,556	10,377	91,179	47.6	46.7	47.7	0	0	47.5	21,148	1,642
4. Totals	XXX	XXX	XXX	XXX	XXX	XXX	0	0	XXX	25,238	1,999

ANNUAL STATEMENT FOR THE YEAR 2012 OF THE American Modern Home Insurance Co.

SCHEDULE P - PART 1J - AUTO PHYSICAL DAMAGE

(\$000 OMITTED)

Years in Which Premiums Were Earned and Losses Were Incurred	Premiums Earned			Loss and Loss Expense Payments						10 Salvage and Subrogation Received	11 Total Net Paid Cols (4 - 5 + 6 - 7 + 8 - 9)	12 Number of Claims Reported Direct and Assumed
	1 Direct and Assumed	2 Ceded	3 Net (1 - 2)	Loss Payments		Defense and Cost Containment Payments		Adjusting and Other Payments				
				4 Direct and Assumed	5 Ceded	6 Direct and Assumed	7 Ceded	8 Direct and Assumed	9 Ceded			
1. Prior.....	XXX	XXX	XXX	128	(29)	74	4	125	57	168	294	XXX
2. 2011.....	52,107	8,105	44,003	25,366	2,081	121	7	2,367	1,046	2,314	24,720	6,855
3. 2012.....	50,691	11,435	39,256	26,904	6,503	55	9	2,444	1,121	1,026	21,769	6,516
4. Totals.....	XXX	XXX	XXX	52,398	8,556	250	20	4,936	2,224	3,508	46,783	XXX

	Losses Unpaid				Defense and Cost Containment Unpaid				Adjusting and Other Unpaid		23 Salvage and Subrogation Anticipated	24 Total Net Losses and Expenses Unpaid	25 Number of Claims Outstanding Direct and Assumed
	Case Basis		Bulk + IBNR		Case Basis		Bulk + IBNR		Adjusting and Other Unpaid				
	13 Direct and Assumed	14 Ceded	15 Direct and Assumed	16 Ceded	17 Direct and Assumed	18 Ceded	19 Direct and Assumed	20 Ceded	21 Direct and Assumed	22 Ceded			
1. Prior.....	183	2	67	15	0	0	(30)	1	13	(1)	12	216	108
2. 2011.....	136	3	102	46	0	0	(21)	(4)	14	1	14	184	105
3. 2012.....	3,745	464	565	107	11	16	45	8	94	68	243	3,797	648
4. Totals.....	4,064	469	734	168	12	16	(6)	6	121	69	269	4,196	862

	Total Losses and Loss Expenses Incurred			Loss and Loss Expense Percentage (Incurred / Premiums Earned)			Nontabular Discount		34 Inter-Company Pooling Participation Percentage	Net Balance Sheet Reserves After Discount	
	26 Direct and Assumed	27 Ceded	28 Net	29 Direct and Assumed	30 Ceded	31 Net	32 Loss	33 Loss Expense		35 Losses Unpaid	36 Loss Expenses Unpaid
	1. Prior.....	XXX	XXX	XXX	XXX	XXX	XXX	0		0	XXX
2. 2011.....	28,085	3,181	24,904	53.9	39.2	56.6	0	0	47.5	189	(5)
3. 2012.....	33,862	8,296	25,566	66.8	72.6	65.1	0	0	47.5	3,739	58
4. Totals.....	XXX	XXX	XXX	XXX	XXX	XXX	0	0	XXX	4,160	36

ANNUAL STATEMENT FOR THE YEAR 2012 OF THE American Modern Home Insurance Co.

SCHEDULE P - PART 1K - FIDELITY/SURETY

(\$000 OMITTED)

Years in Which Premiums Were Earned and Losses Were Incurred	Premiums Earned			Loss and Loss Expense Payments							12 Number of Claims Reported Direct and Assumed	
	1 Direct and Assumed	2 Ceded	3 Net (1 - 2)	Loss Payments		Defense and Cost Containment Payments		Adjusting and Other Payments		10 Salvage and Subrogation Received		11 Total Net Paid Cols (4 - 5 + 6 - 7 + 8 - 9)
				4 Direct and Assumed	5 Ceded	6 Direct and Assumed	7 Ceded	8 Direct and Assumed	9 Ceded			
1. Prior.....	XXX	XXX	XXX	6	0	0	0	0	0	0	6	XXX
2. 2011.....	72	4	68	9	0	0	0	1	0	0	9	XXX
3. 2012.....	100	0	100	0	0	0	0	0	0	0	0	XXX
4. Totals.....	XXX	XXX	XXX	15	0	0	0	1	0	0	15	XXX

	Losses Unpaid				Defense and Cost Containment Unpaid				Adjusting and Other Unpaid		23 Salvage and Subrogation Anticipated	24 Total Net Losses and Expenses Unpaid	25 Number of Claims Outstanding Direct and Assumed
	Case Basis		Bulk + IBNR		Case Basis		Bulk + IBNR		Adjusting and Other Unpaid				
	13 Direct and Assumed	14 Ceded	15 Direct and Assumed	16 Ceded	17 Direct and Assumed	18 Ceded	19 Direct and Assumed	20 Ceded	21 Direct and Assumed	22 Ceded			
1. Prior.....	0	0	0	0	0	0	0	0	0	0	0	0	0
2. 2011.....	0	0	(30)	1	0	0	0	0	1	0	0	(30)	0
3. 2012.....	6	0	0	0	0	0	0	0	1	0	0	8	0
4. Totals.....	7	0	(30)	1	0	0	0	0	2	0	0	(23)	0

	Total Losses and Loss Expenses Incurred			Loss and Loss Expense Percentage (Incurred /Premiums Earned)			Nontabular Discount		34 Inter-Company Pooling Participation Percentage	Net Balance Sheet Reserves After Discount	
	26 Direct and Assumed	27 Ceded	28 Net	29 Direct and Assumed	30 Ceded	31 Net	32 Loss	33 Loss Expense		35 Losses Unpaid	36 Loss Expenses Unpaid
	1. Prior.....	XXX	XXX	XXX	XXX	XXX	XXX	0		0	XXX
2. 2011.....	(20)	1	(21)	(27.2)	38.1	(30.8)	0	0	47.5	(31)	1
3. 2012.....	8	0	8	7.6	0.0	7.6	0	0	47.5	6	1
4. Totals.....	XXX	XXX	XXX	XXX	XXX	XXX	0	0	XXX	(25)	2

ANNUAL STATEMENT FOR THE YEAR 2012 OF THE American Modern Home Insurance Co.
SCHEDULE P - PART 1L - OTHER (INCLUDING CREDIT, ACCIDENT AND HEALTH)
(\$000 OMITTED)

Years in Which Premiums Were Earned and Losses Were Incurred	Premiums Earned			Loss and Loss Expense Payments							12 Number of Claims Reported Direct and Assumed	
	1 Direct and Assumed	2 Ceded	3 Net (1 - 2)	Loss Payments		Defense and Cost Containment Payments		Adjusting and Other Payments		10 Salvage and Subrogation Received		11 Total Net Paid Cols (4 - 5 + 6 - 7 + 8 - 9)
				4 Direct and Assumed	5 Ceded	6 Direct and Assumed	7 Ceded	8 Direct and Assumed	9 Ceded			
1. Prior.....	XXX	XXX	XXX	0	0	0	0	0	0	0	0	XXX
2. 2011.....	1,840	1,313	527	233	0	0	0	0	0	0	0	XXX
3. 2012.....	59	42	17	10	10	0	0	0	0	0	0	XXX
4. Totals.....	XXX	XXX	XXX	243	11	0	0	0	0	0	0	XXX

	Losses Unpaid				Defense and Cost Containment Unpaid				Adjusting and Other Unpaid		23 Salvage and Subrogation Anticipated	24 Total Net Losses and Expenses Unpaid	25 Number of Claims Outstanding Direct and Assumed
	Case Basis		Bulk + IBNR		Case Basis		Bulk + IBNR		Adjusting and Other Unpaid				
	13 Direct and Assumed	14 Ceded	15 Direct and Assumed	16 Ceded	17 Direct and Assumed	18 Ceded	19 Direct and Assumed	20 Ceded	21 Direct and Assumed	22 Ceded			
1. Prior.....	0	0	0	0	0	0	0	0	0	0	0	0	0
2. 2011.....	0	0	0	0	0	0	0	0	0	0	0	0	0
3. 2012.....	2	2	0	0	0	0	0	0	0	0	0	0	0
4. Totals.....	2	2	0	0	0	0	0	0	0	0	0	0	0

	Total Losses and Loss Expenses Incurred			Loss and Loss Expense Percentage (Incurred /Premiums Earned)			Nontabular Discount		34 Inter-Company Pooling Participation Percentage	Net Balance Sheet Reserves After Discount	
	26 Direct and Assumed	27 Ceded	28 Net	29 Direct and Assumed	30 Ceded	31 Net	32 Loss	33 Loss Expense		35 Losses Unpaid	36 Loss Expenses Unpaid
	1. Prior.....	XXX	XXX	XXX	XXX	XXX	XXX	0		0	XXX
2. 2011.....	233	1	232	12.7	0.1	44.1	0	0	47.5	0	0
3. 2012.....	12	12	0	20.4	28.9	0.0	0	0	47.5	0	0
4. Totals.....	XXX	XXX	XXX	XXX	XXX	XXX	0	0	XXX	0	0

Schedule P - Part 1M - International

N O N E

Schedule P - Part 1N - Reinsurance - Nonproportional Assumed Property

N O N E

Schedule P - Part 1O - Reinsurance - Nonproportional Assumed Liability

N O N E

Schedule P - Part 1P - Reinsurance - Nonproportional Assumed Financial Lines

N O N E

Schedule P - Part 1R - Section 1 - Products Liability - Occurrence

N O N E

Schedule P - Part 1R - Section 2 - Products Liability - Claims-Made

N O N E

Schedule P - Part 1S - Financial Guaranty/Mortgage Guaranty

N O N E

ANNUAL STATEMENT FOR THE YEAR 2012 OF THE American Modern Home Insurance Co.

SCHEDULE P - PART 1T - WARRANTY

(\$000 OMITTED)

Years in Which Premiums Were Earned and Losses Were Incurred	Premiums Earned			Loss and Loss Expense Payments							12 Number of Claims Reported Direct and Assumed	
	1 Direct and Assumed	2 Ceded	3 Net (1 - 2)	Loss Payments		Defense and Cost Containment Payments		Adjusting and Other Payments		10 Salvage and Subrogation Received		11 Total Net Paid Cols (4 - 5 + 6 - 7 + 8 - 9)
				4 Direct and Assumed	5 Ceded	6 Direct and Assumed	7 Ceded	8 Direct and Assumed	9 Ceded			
1. Prior.....	XXX	XXX	XXX	18	3	0	0	8	4	0	19	XXX
2. 2011.....	724	185	539	866	75	0	0	783	346	0	1,228	2,238
3. 2012.....	782	216	566	748	129	0	0	647	297	0	970	1,725
4. Totals	XXX	XXX	XXX	1,632	207	0	0	1,437	646	0	2,217	XXX

	Losses Unpaid				Defense and Cost Containment Unpaid				Adjusting and Other Unpaid		23 Salvage and Subrogation Anticipated	24 Total Net Losses and Expenses Unpaid	25 Number of Claims Outstanding Direct and Assumed
	Case Basis		Bulk + IBNR		Case Basis		Bulk + IBNR		Adjusting and Other Unpaid				
	13 Direct and Assumed	14 Ceded	15 Direct and Assumed	16 Ceded	17 Direct and Assumed	18 Ceded	19 Direct and Assumed	20 Ceded	21 Direct and Assumed	22 Ceded			
1. Prior.....	3	0	(1)	0	0	0	0	0	0	0	0	2	1
2. 2011.....	16	0	(6)	7	0	0	0	0	1	0	0	3	2
3. 2012.....	49	0	66	(4)	0	0	2	6	5	14	0	105	91
4. Totals	67	0	59	2	0	0	2	6	6	15	0	110	94

	Total Losses and Loss Expenses Incurred			Loss and Loss Expense Percentage (Incurred /Premiums Earned)			Nontabular Discount		34 Inter-Company Pooling Participation Percentage	Net Balance Sheet Reserves After Discount	
	26 Direct and Assumed	27 Ceded	28 Net	29 Direct and Assumed	30 Ceded	31 Net	32 Loss	33 Loss Expense		35 Losses Unpaid	36 Loss Expenses Unpaid
	1. Prior.....	XXX	XXX	XXX	XXX	XXX	XXX	0		0	XXX
2. 2011.....	1,659	427	1,231	229.1	230.9	228.5	0	0	47.5	3	0
3. 2012.....	1,517	442	1,075	194.0	204.5	190.0	0	0	47.5	119	(14)
4. Totals	XXX	XXX	XXX	XXX	XXX	XXX	0	0	XXX	123	(14)

ANNUAL STATEMENT FOR THE YEAR 2012 OF THE American Modern Home Insurance Co.

SCHEDULE P - PART 2A - HOMEOWNERS/FAROWNERS

Years in Which Losses Were Incurred	INCURRED NET LOSSES AND DEFENSE AND COST CONTAINMENT EXPENSES REPORTED AT YEAR END (\$000 OMITTED)										DEVELOPMENT	
	1 2003	2 2004	3 2005	4 2006	5 2007	6 2008	7 2009	8 2010	9 2011	10 2012	11 One Year	12 Two Year
1. Prior.....	1,458	993	795	813	926	924	949	965	959	970	11	6
2. 2003.....	14,583	13,530	13,140	13,136	13,085	13,014	13,027	13,284	13,196	13,100	(96)	(184)
3. 2004.....	XXX	9,734	9,367	9,046	9,012	9,021	9,070	9,077	9,122	9,111	(10)	35
4. 2005.....	XXX	XXX	11,213	10,430	11,152	10,767	10,535	10,478	9,411	9,514	103	(964)
5. 2006.....	XXX	XXX	XXX	12,770	12,347	12,698	12,702	12,636	12,522	12,512	(11)	(125)
6. 2007.....	XXX	XXX	XXX	XXX	12,613	12,502	11,504	11,384	11,329	11,324	(5)	(61)
7. 2008.....	XXX	XXX	XXX	XXX	XXX	50,730	50,115	50,196	50,245	50,244	(1)	48
8. 2009.....	XXX	XXX	XXX	XXX	XXX	XXX	60,496	57,855	57,598	57,777	179	(78)
9. 2010.....	XXX	XXX	XXX	XXX	XXX	XXX	XXX	43,506	42,590	41,173	(1,417)	(2,334)
10. 2011.....	XXX	XXX	XXX	XXX	XXX	XXX	XXX	XXX	60,008	55,672	(4,336)	XXX
11. 2012.....	XXX	XXX	XXX	XXX	XXX	XXX	XXX	XXX	XXX	27,305	XXX	XXX
12. Totals											(5,583)	(3,656)

SCHEDULE P - PART 2B - PRIVATE PASSENGER AUTO LIABILITY/MEDICAL

1. Prior.....	4,003	2,779	2,597	2,115	1,885	1,927	1,893	1,911	1,803	1,869	66	(43)
2. 2003.....	12,118	10,837	10,431	9,892	9,491	9,700	9,455	9,506	9,505	9,501	(4)	(4)
3. 2004.....	XXX	9,947	7,651	6,878	6,608	6,793	6,770	6,704	6,695	6,699	4	(5)
4. 2005.....	XXX	XXX	8,161	6,576	5,751	5,776	5,755	5,899	5,869	5,859	(10)	(40)
5. 2006.....	XXX	XXX	XXX	5,401	4,702	4,646	4,409	4,496	4,506	4,459	(46)	(37)
6. 2007.....	XXX	XXX	XXX	XXX	5,969	5,740	5,799	5,660	5,634	5,536	(98)	(124)
7. 2008.....	XXX	XXX	XXX	XXX	XXX	6,770	6,549	6,294	6,163	6,093	(71)	(201)
8. 2009.....	XXX	XXX	XXX	XXX	XXX	XXX	6,331	6,671	6,824	6,951	126	280
9. 2010.....	XXX	XXX	XXX	XXX	XXX	XXX	XXX	6,249	7,342	7,444	102	1,195
10. 2011.....	XXX	XXX	XXX	XXX	XXX	XXX	XXX	XXX	6,440	6,438	(2)	XXX
11. 2012.....	XXX	XXX	XXX	XXX	XXX	XXX	XXX	XXX	XXX	7,301	XXX	XXX
12. Totals											67	1,021

SCHEDULE P - PART 2C - COMMERCIAL AUTO/TRUCK LIABILITY/MEDICAL

1. Prior.....	1,986	2,237	1,618	1,241	1,221	1,297	1,294	1,293	1,293	1,293	0	0
2. 2003.....	1,595	2,255	2,607	2,400	2,215	2,190	2,340	2,335	2,335	2,335	0	0
3. 2004.....	XXX	1,242	1,254	1,360	1,161	1,186	1,080	1,083	1,084	1,096	12	13
4. 2005.....	XXX	XXX	420	313	286	251	239	241	241	241	0	0
5. 2006.....	XXX	XXX	XXX	608	672	1,319	1,226	1,266	1,258	1,169	(89)	(97)
6. 2007.....	XXX	XXX	XXX	XXX	805	830	696	665	632	627	(5)	(38)
7. 2008.....	XXX	XXX	XXX	XXX	XXX	410	336	323	358	401	43	78
8. 2009.....	XXX	XXX	XXX	XXX	XXX	XXX	736	1,055	1,309	1,418	108	363
9. 2010.....	XXX	XXX	XXX	XXX	XXX	XXX	XXX	539	647	515	(132)	(24)
10. 2011.....	XXX	XXX	XXX	XXX	XXX	XXX	XXX	XXX	1,324	1,292	(32)	XXX
11. 2012.....	XXX	XXX	XXX	XXX	XXX	XXX	XXX	XXX	XXX	742	XXX	XXX
12. Totals											(94)	295

**SCHEDULE P - PART 2D - WORKERS' COMPENSATION
(EXCLUDING EXCESS WORKERS' COMPENSATION)**

1. Prior.....												
2. 2003.....												
3. 2004.....	XXX											
4. 2005.....	XXX	XXX										
5. 2006.....	XXX	XXX	XXX									
6. 2007.....	XXX	XXX	XXX	XXX	XXX							
7. 2008.....	XXX	XXX	XXX	XXX	XXX	XXX						
8. 2009.....	XXX	XXX	XXX	XXX	XXX	XXX	XXX					
9. 2010.....	XXX	XXX	XXX	XXX	XXX	XXX	XXX	XXX				
10. 2011.....	XXX	XXX	XXX	XXX	XXX	XXX	XXX	XXX	XXX			XXX
11. 2012.....	XXX	XXX	XXX	XXX	XXX	XXX	XXX	XXX	XXX	XXX		XXX
12. Totals											XXX	XXX

SCHEDULE P - PART 2E - COMMERCIAL MULTIPLE PERIL

1. Prior.....	11,506	9,358	8,439	7,695	6,258	5,807	5,529	5,546	5,494	5,579	85	33
2. 2003.....	1,324	834	1,147	1,804	1,290	1,345	1,202	1,241	1,188	1,188	0	(53)
3. 2004.....	XXX	1,014	1,573	1,958	1,786	1,601	1,526	1,544	1,534	1,525	(8)	(18)
4. 2005.....	XXX	XXX	1,042	1,214	1,650	1,318	1,207	1,275	1,109	1,109	0	(166)
5. 2006.....	XXX	XXX	XXX	1,266	2,463	2,539	1,939	2,282	2,004	2,004	0	(278)
6. 2007.....	XXX	XXX	XXX	XXX	3,125	3,726	2,830	3,403	2,912	2,912	0	(491)
7. 2008.....	XXX	XXX	XXX	XXX	XXX	3,386	3,525	3,665	3,749	3,749	0	84
8. 2009.....	XXX	XXX	XXX	XXX	XXX	XXX	2,755	3,393	2,824	2,824	0	(569)
9. 2010.....	XXX	XXX	XXX	XXX	XXX	XXX	XXX	3,915	1,559	1,571	12	(2,344)
10. 2011.....	XXX	XXX	XXX	XXX	XXX	XXX	XXX	XXX	343	434	91	XXX
11. 2012.....	XXX	XXX	XXX	XXX	XXX	XXX	XXX	XXX	XXX	2,370	XXX	XXX
12. Totals											180	(3,802)

SCHEDULE P - PART 2F - SECTION 1 - MEDICAL PROFESSIONAL LIABILITY - OCCURRENCE

Years in Which Losses Were Incurred	INCURRED NET LOSSES AND DEFENSE AND COST CONTAINMENT EXPENSES REPORTED AT YEAR END (\$000 OMITTED)										DEVELOPMENT	
	1 2003	2 2004	3 2005	4 2006	5 2007	6 2008	7 2009	8 2010	9 2011	10 2012	11 One Year	12 Two Year
1. Prior												
2. 2003												
3. 2004	XXX											
4. 2005	XXX	XXX										
5. 2006	XXX	XXX	XXX									
6. 2007	XXX	XXX	XXX	XXX								
7. 2008	XXX	XXX	XXX	XXX	XXX							
8. 2009	XXX	XXX	XXX	XXX	XXX	XXX						
9. 2010	XXX	XXX	XXX	XXX	XXX	XXX	XXX					
10. 2011	XXX	XXX	XXX	XXX	XXX	XXX	XXX	XXX				XXX
11. 2012	XXX	XXX	XXX	XXX	XXX	XXX	XXX	XXX	XXX		XXX	XXX
12. Totals												

NONE

SCHEDULE P - PART 2F - SECTION 2 - MEDICAL PROFESSIONAL LIABILITY - CLAIMS-MADE

Years in Which Losses Were Incurred	INCURRED NET LOSSES AND DEFENSE AND COST CONTAINMENT EXPENSES REPORTED AT YEAR END (\$000 OMITTED)										DEVELOPMENT	
	1 2003	2 2004	3 2005	4 2006	5 2007	6 2008	7 2009	8 2010	9 2011	10 2012	11 One Year	12 Two Year
1. Prior												
2. 2003												
3. 2004	XXX											
4. 2005	XXX	XXX										
5. 2006	XXX	XXX	XXX									
6. 2007	XXX	XXX	XXX	XXX								
7. 2008	XXX	XXX	XXX	XXX	XXX							
8. 2009	XXX	XXX	XXX	XXX	XXX	XXX						
9. 2010	XXX	XXX	XXX	XXX	XXX	XXX	XXX					
10. 2011	XXX	XXX	XXX	XXX	XXX	XXX	XXX	XXX				XXX
11. 2012	XXX	XXX	XXX	XXX	XXX	XXX	XXX	XXX	XXX		XXX	XXX
12. Totals												

NONE

SCHEDULE P - PART 2G - SPECIAL LIABILITY (OCEAN MARINE, AIRCRAFT (ALL PERILS), BOILER AND MACHINERY)

Years in Which Losses Were Incurred	INCURRED NET LOSSES AND DEFENSE AND COST CONTAINMENT EXPENSES REPORTED AT YEAR END (\$000 OMITTED)										DEVELOPMENT	
	1 2003	2 2004	3 2005	4 2006	5 2007	6 2008	7 2009	8 2010	9 2011	10 2012	11 One Year	12 Two Year
1. Prior	31	1	(10)	(11)	(10)	(12)	(13)	(13)	(13)	(13)	0	0
2. 2003	4,720	4,389	4,322	4,320	4,342	4,342	4,338	4,338	4,338	4,338	0	0
3. 2004	XXX	8,471	8,405	8,592	8,417	8,492	8,522	8,524	8,464	8,464	0	(60)
4. 2005	XXX	XXX	5,452	3,907	4,451	4,345	4,388	4,384	4,348	4,349	0	(36)
5. 2006	XXX	XXX	XXX	3,344	3,184	3,177	3,208	3,203	3,203	3,234	31	31
6. 2007	XXX	XXX	XXX	XXX	1,986	1,908	1,874	1,872	1,872	1,872	0	0
7. 2008	XXX	XXX	XXX	XXX	XXX	2,252	2,176	2,198	2,217	2,214	(4)	16
8. 2009	XXX	XXX	XXX	XXX	XXX	XXX	1,848	1,905	1,869	1,887	18	(18)
9. 2010	XXX	XXX	XXX	XXX	XXX	XXX	XXX	2,359	2,275	2,331	57	(28)
10. 2011	XXX	XXX	XXX	XXX	XXX	XXX	XXX	XXX	4,211	4,071	(139)	XXX
11. 2012	XXX	XXX	XXX	XXX	XXX	XXX	XXX	XXX	XXX	6,377	XXX	XXX
12. Totals											(37)	(95)

SCHEDULE P - PART 2H - SECTION 1 - OTHER LIABILITY - OCCURRENCE

Years in Which Losses Were Incurred	INCURRED NET LOSSES AND DEFENSE AND COST CONTAINMENT EXPENSES REPORTED AT YEAR END (\$000 OMITTED)										DEVELOPMENT	
	1 2003	2 2004	3 2005	4 2006	5 2007	6 2008	7 2009	8 2010	9 2011	10 2012	11 One Year	12 Two Year
1. Prior	5,081	4,379	3,902	3,536	3,860	3,941	3,776	3,564	4,116	3,956	(160)	392
2. 2003	5,482	6,239	3,797	3,742	3,335	3,261	3,378	3,145	2,951	3,122	171	(23)
3. 2004	XXX	9,983	7,040	8,018	7,628	6,790	6,821	6,332	6,451	6,325	(126)	(7)
4. 2005	XXX	XXX	6,954	6,470	5,443	5,567	5,178	5,165	5,161	5,152	(9)	(13)
5. 2006	XXX	XXX	XXX	7,104	6,504	5,615	5,225	4,850	4,951	4,987	37	138
6. 2007	XXX	XXX	XXX	XXX	7,454	6,850	6,212	6,467	6,363	6,121	(242)	(346)
7. 2008	XXX	XXX	XXX	XXX	XXX	5,785	8,302	9,271	9,239	9,089	(150)	(182)
8. 2009	XXX	XXX	XXX	XXX	XXX	XXX	24,704	29,355	23,552	23,599	47	(5,756)
9. 2010	XXX	XXX	XXX	XXX	XXX	XXX	XXX	8,328	9,513	8,729	(784)	401
10. 2011	XXX	XXX	XXX	XXX	XXX	XXX	XXX	XXX	7,695	9,225	1,530	XXX
11. 2012	XXX	XXX	XXX	XXX	XXX	XXX	XXX	XXX	XXX	10,194	XXX	XXX
12. Totals											313	(5,396)

SCHEDULE P - PART 2H - SECTION 2 - OTHER LIABILITY - CLAIMS-MADE

Years in Which Losses Were Incurred	INCURRED NET LOSSES AND DEFENSE AND COST CONTAINMENT EXPENSES REPORTED AT YEAR END (\$000 OMITTED)										DEVELOPMENT	
	1 2003	2 2004	3 2005	4 2006	5 2007	6 2008	7 2009	8 2010	9 2011	10 2012	11 One Year	12 Two Year
1. Prior	1	1	1	1	1	1	0	0	0	0	0	0
2. 2003	0	0	0	0	0	0	0	0	0	0	0	0
3. 2004	XXX	0	0	0	0	0	0	0	0	0	0	0
4. 2005	XXX	XXX	0	0	0	0	0	0	0	0	0	0
5. 2006	XXX	XXX	XXX	0	0	0	0	0	0	0	0	0
6. 2007	XXX	XXX	XXX	XXX	0	0	0	0	0	0	0	0
7. 2008	XXX	XXX	XXX	XXX	XXX	0	0	0	0	0	0	0
8. 2009	XXX	XXX	XXX	XXX	XXX	XXX	0	0	0	0	0	0
9. 2010	XXX	XXX	XXX	XXX	XXX	XXX	XXX	0	0	0	0	0
10. 2011	XXX	XXX	XXX	XXX	XXX	XXX	XXX	XXX	0	0	0	XXX
11. 2012	XXX	XXX	XXX	XXX	XXX	XXX	XXX	XXX	XXX	0	XXX	XXX
12. Totals											0	0

SCHEDULE P - PART 2I - SPECIAL PROPERTY (FIRE, ALLIED LINES, INLAND MARINE, EARTHQUAKE, BURGLARY, AND THEFT)

Years in Which Losses Were Incurred	INCURRED NET LOSSES AND DEFENSE AND COST CONTAINMENT EXPENSES REPORTED AT YEAR END (\$000 OMITTED)										DEVELOPMENT	
	1 2003	2 2004	3 2005	4 2006	5 2007	6 2008	7 2009	8 2010	9 2011	10 2012	11 One Year	12 Two Year
1. Prior.....	XXX	XXX	XXX	XXX	XXX	XXX	XXX	17,541	20,429	20,399	(31)	2,857
2. 2011.....	XXX	XXX	XXX	XXX	XXX	XXX	XXX	XXX	93,404	89,353	(4,051)	XXX
3. 2012.....	XXX	XXX	XXX	XXX	XXX	XXX	XXX	XXX	XXX	87,356	XXX	XXX
4. Totals											(4,082)	2,857

SCHEDULE P - PART 2J - AUTO PHYSICAL DAMAGE

1. Prior.....	XXX	XXX	XXX	XXX	XXX	XXX	XXX	3,944	2,429	2,154	(275)	(1,791)
2. 2011.....	XXX	XXX	XXX	XXX	XXX	XXX	XXX	XXX	25,605	23,570	(2,035)	XXX
3. 2012.....	XXX	XXX	XXX	XXX	XXX	XXX	XXX	XXX	XXX	24,217	XXX	XXX
4. Totals											(2,311)	(1,791)

SCHEDULE P - PART 2K - FIDELITY/SURETY

1. Prior.....	XXX	XXX	XXX	XXX	XXX	XXX	XXX	15	6	12	6	(3)
2. 2011.....	XXX	XXX	XXX	XXX	XXX	XXX	XXX	XXX	7	(22)	(30)	XXX
3. 2012.....	XXX	XXX	XXX	XXX	XXX	XXX	XXX	XXX	XXX	6	XXX	XXX
4. Totals											(24)	(3)

SCHEDULE P - PART 2L - OTHER (INCLUDING CREDIT, ACCIDENT AND HEALTH)

1. Prior.....	XXX	XXX	XXX	XXX	XXX	XXX	XXX	709	755	755	0	46
2. 2011.....	XXX	XXX	XXX	XXX	XXX	XXX	XXX	XXX	232	232	0	XXX
3. 2012.....	XXX	XXX	XXX	XXX	XXX	XXX	XXX	XXX	XXX	0	XXX	XXX
4. Totals											0	46

SCHEDULE P - PART 2M - INTERNATIONAL

1. Prior.....												
2. 2003.....												
3. 2004.....	XXX											
4. 2005.....	XXX	XXX										
5. 2006.....	XXX	XXX	XXX									
6. 2007.....	XXX	XXX	XXX	XXX								
7. 2008.....	XXX	XXX	XXX	XXX	XXX							
8. 2009.....	XXX	XXX	XXX	XXX	XXX	XXX						
9. 2010.....	XXX	XXX	XXX	XXX	XXX	XXX	XXX					
10. 2011.....	XXX	XXX	XXX	XXX	XXX	XXX	XXX	XXX				XXX
11. 2012.....	XXX	XXX	XXX	XXX	XXX	XXX	XXX	XXX	XXX		XXX	XXX
12. Totals												

NONE

Schedule P - Part 2N - Reinsurance - Nonproportional Assumed Property

N O N E

Schedule P - Part 2O - Reinsurance - Nonproportional Assumed Liability

N O N E

Schedule P - Part 2P - Reinsurance - Nonproportional Assumed Financial Lines

N O N E

ANNUAL STATEMENT FOR THE YEAR 2012 OF THE American Modern Home Insurance Co.
SCHEDULE P - PART 2R - SECTION 1 - PRODUCTS LIABILITY - OCCURENCE

Years in Which Losses Were Incurred	INCURRED NET LOSSES AND DEFENSE AND COST CONTAINMENT EXPENSES REPORTED AT YEAR END (\$000 OMITTED)										DEVELOPMENT	
	1 2003	2 2004	3 2005	4 2006	5 2007	6 2008	7 2009	8 2010	9 2011	10 2012	11 One Year	12 Two Year
1. Prior												
2. 2003												
3. 2004	XXX											
4. 2005	XXX	XXX										
5. 2006	XXX	XXX	XXX									
6. 2007	XXX	XXX	XXX	XXX								
7. 2008	XXX	XXX	XXX	XXX	XXX							
8. 2009	XXX	XXX	XXX	XXX	XXX	XXX						
9. 2010	XXX	XXX	XXX	XXX	XXX	XXX	XXX					
10. 2011	XXX	XXX	XXX	XXX	XXX	XXX	XXX	XXX				XXX
11. 2012	XXX	XXX	XXX	XXX	XXX	XXX	XXX	XXX	XXX		XXX	XXX
12. Totals												

NONE

SCHEDULE P - PART 2R - SECTION 2 - PRODUCTS LIABILITY - CLAIMS-MADE

1. Prior												
2. 2003												
3. 2004	XXX											
4. 2005	XXX	XXX										
5. 2006	XXX	XXX	XXX									
6. 2007	XXX	XXX	XXX	XXX								
7. 2008	XXX	XXX	XXX	XXX	XXX							
8. 2009	XXX	XXX	XXX	XXX	XXX	XXX						
9. 2010	XXX	XXX	XXX	XXX	XXX	XXX	XXX					
10. 2011	XXX	XXX	XXX	XXX	XXX	XXX	XXX	XXX				XXX
11. 2012	XXX	XXX	XXX	XXX	XXX	XXX	XXX	XXX	XXX		XXX	XXX
12. Totals												

NONE

SCHEDULE P - PART 2S - FINANCIAL GUARANTY/MORTGAGE GUARANTY

1. Prior	XXX	XXX	XXX	XXX	XXX	XXX	XXX					
2. 2011	XXX	XXX	XXX	XXX	XXX	XXX	XXX	XXX				XXX
3. 2012	XXX	XXX	XXX	XXX	XXX	XXX	XXX	XXX	XXX		XXX	XXX
4. Totals												

NONE

SCHEDULE P - PART 2T - WARRANTY

1. Prior	XXX	XXX	XXX	XXX	XXX	XXX	XXX	54	63	85	23	32
2. 2011	XXX	XXX	XXX	XXX	XXX	XXX	XXX	XXX	736	794	58	XXX
3. 2012	XXX	XXX	XXX	XXX	XXX	XXX	XXX	XXX	XXX	734	XXX	XXX
4. Totals											81	32

ANNUAL STATEMENT FOR THE YEAR 2012 OF THE American Modern Home Insurance Co.

SCHEDULE P - PART 3A - HOMEOWNERS/FAROWNERS

Years in Which Losses Were Incurred	CUMULATIVE PAID NET LOSSES AND DEFENSE AND COST CONTAINMENT EXPENSES REPORTED AT YEAR END (\$000 OMITTED)										11 Number of Claims Closed With Loss Payment	12 Number of Claims Closed Without Loss Payment
	1	2	3	4	5	6	7	8	9	10		
	2003	2004	2005	2006	2007	2008	2009	2010	2011	2012		
1. Prior	.000	349	669	737	926	928	943	948	963	963	170	0
2. 2003	10,704	12,543	12,765	12,899	12,989	13,011	13,025	13,026	13,035	13,100	2,736	1,359
3. 2004	XXX	6,593	8,702	8,940	8,949	8,981	9,043	9,046	9,047	9,034	1,846	1,093
4. 2005	XXX	XXX	5,436	8,804	9,072	9,255	9,376	9,397	9,410	9,421	2,141	1,214
5. 2006	XXX	XXX	XXX	8,614	11,569	12,185	12,400	12,364	12,393	12,409	2,223	1,369
6. 2007	XXX	XXX	XXX	XXX	9,581	11,844	11,149	11,262	11,316	11,321	2,541	1,459
7. 2008	XXX	XXX	XXX	XXX	XXX	40,093	48,718	49,317	49,767	49,911	15,100	5,765
8. 2009	XXX	XXX	XXX	XXX	XXX	XXX	50,958	56,024	57,088	57,572	19,955	10,034
9. 2010	XXX	XXX	XXX	XXX	XXX	XXX	XXX	33,737	38,933	38,237	19,844	10,806
10. 2011	XXX	XXX	XXX	XXX	XXX	XXX	XXX	XXX	48,089	54,098	28,471	12,639
11. 2012	XXX	XXX	XXX	XXX	XXX	XXX	XXX	XXX	19,487	21,788	21,788	10,998

SCHEDULE P - PART 3B - PRIVATE PASSENGER AUTO LIABILITY/MEDICAL

1. Prior	.000	975	1,555	1,787	1,841	1,837	1,853	1,866	1,870	1,870	48	0
2. 2003	3,393	6,738	8,436	9,062	9,216	9,336	9,417	9,447	9,450	9,454	760	513
3. 2004	XXX	2,264	4,829	5,937	6,221	6,565	6,688	6,694	6,694	6,695	693	555
4. 2005	XXX	XXX	1,921	4,464	4,990	5,412	5,710	5,814	5,852	5,852	772	592
5. 2006	XXX	XXX	XXX	1,890	3,311	4,085	4,192	4,344	4,373	4,396	713	676
6. 2007	XXX	XXX	XXX	XXX	2,035	3,965	4,857	5,249	5,374	5,422	671	1,032
7. 2008	XXX	XXX	XXX	XXX	XXX	2,014	4,428	5,361	5,567	5,712	716	1,014
8. 2009	XXX	XXX	XXX	XXX	XXX	XXX	2,291	4,567	5,508	6,228	718	996
9. 2010	XXX	XXX	XXX	XXX	XXX	XXX	XXX	1,643	4,736	6,032	646	996
10. 2011	XXX	XXX	XXX	XXX	XXX	XXX	XXX	XXX	2,364	4,723	580	821
11. 2012	XXX	XXX	XXX	XXX	XXX	XXX	XXX	XXX	2,653	365	365	734

SCHEDULE P - PART 3C - COMMERCIAL AUTO/TRUCK LIABILITY/MEDICAL

1. Prior	.000	352	720	1,014	1,151	1,294	1,293	1,293	1,293	1,293	13	0
2. 2003	240	418	1,665	1,737	2,035	2,068	2,335	2,335	2,335	2,335	112	51
3. 2004	XXX	342	563	709	1,010	1,042	1,072	1,072	1,073	1,073	190	105
4. 2005	XXX	XXX	206	251	251	237	238	241	241	241	107	21
5. 2006	XXX	XXX	XXX	143	472	526	1,036	1,068	1,088	1,169	93	29
6. 2007	XXX	XXX	XXX	XXX	169	569	574	607	627	627	99	43
7. 2008	XXX	XXX	XXX	XXX	XXX	150	250	282	290	320	92	43
8. 2009	XXX	XXX	XXX	XXX	XXX	XXX	265	577	971	1,082	141	54
9. 2010	XXX	XXX	XXX	XXX	XXX	XXX	XXX	206	347	451	108	51
10. 2011	XXX	XXX	XXX	XXX	XXX	XXX	XXX	XXX	294	510	135	73
11. 2012	XXX	XXX	XXX	XXX	XXX	XXX	XXX	XXX	269	103	103	49

**SCHEDULE P - PART 3D - WORKERS' COMPENSATION
(EXCLUDING EXCESS WORKERS' COMPENSATION)**

1. Prior	.000											
2. 2003												
3. 2004	XXX											
4. 2005	XXX	XXX										
5. 2006	XXX	XXX	XXX									
6. 2007	XXX	XXX	XXX	XXX								
7. 2008	XXX	XXX	XXX	XXX	XXX							
8. 2009	XXX	XXX	XXX	XXX	XXX	XXX						
9. 2010	XXX	XXX	XXX	XXX	XXX	XXX	XXX					
10. 2011	XXX	XXX	XXX	XXX	XXX	XXX	XXX	XXX				
11. 2012	XXX	XXX	XXX	XXX	XXX	XXX	XXX	XXX	XXX			

NONE

SCHEDULE P - PART 3E - COMMERCIAL MULTIPLE PERIL

1. Prior	.000	2,506	3,902	4,805	5,219	5,339	5,420	5,440	5,426	5,460	104	0
2. 2003	367	686	802	970	1,251	1,270	1,175	1,188	1,188	1,188	86	96
3. 2004	XXX	465	1,093	1,251	1,314	1,356	1,357	1,366	1,525	1,525	124	119
4. 2005	XXX	XXX	474	433	645	923	987	1,029	1,109	1,109	132	109
5. 2006	XXX	XXX	XXX	278	1,001	1,231	1,358	1,483	2,004	2,004	136	118
6. 2007	XXX	XXX	XXX	XXX	255	1,150	1,176	2,092	2,912	2,912	194	145
7. 2008	XXX	XXX	XXX	XXX	XXX	619	1,560	1,995	3,749	3,749	342	181
8. 2009	XXX	XXX	XXX	XXX	XXX	XXX	816	1,979	2,824	2,824	222	136
9. 2010	XXX	XXX	XXX	XXX	XXX	XXX	XXX	590	1,571	1,571	198	130
10. 2011	XXX	XXX	XXX	XXX	XXX	XXX	XXX	XXX	145	384	195	146
11. 2012	XXX	XXX	XXX	XXX	XXX	XXX	XXX	XXX	1,771	162	162	88

SCHEDULE P - PART 3F - SECTION 1 - MEDICAL PROFESSIONAL LIABILITY - OCCURRENCE

Years in Which Losses Were Incurred	CUMULATIVE PAID NET LOSSES AND DEFENSE AND COST CONTAINMENT EXPENSES REPORTED AT YEAR END (\$000 OMITTED)										11 Number of Claims Closed With Loss Payment	12 Number of Claims Closed Without Loss Payment	
	1	2	3	4	5	6	7	8	9	10			
	2003	2004	2005	2006	2007	2008	2009	2010	2011	2012			
1. Prior	.000												
2. 2003													
3. 2004	XXX												
4. 2005	XXX	XXX											
5. 2006	XXX	XXX	XXX										
6. 2007	XXX	XXX	XXX	XXX									
7. 2008	XXX	XXX	XXX	XXX	XXX								
8. 2009	XXX	XXX	XXX	XXX	XXX	XXX							
9. 2010	XXX	XXX	XXX	XXX	XXX	XXX	XXX						
10. 2011	XXX	XXX	XXX	XXX	XXX	XXX	XXX	XXX					
11. 2012	XXX	XXX	XXX	XXX	XXX	XXX	XXX	XXX	XXX				

NONE

SCHEDULE P - PART 3F - SECTION 2 - MEDICAL PROFESSIONAL LIABILITY - CLAIMS-MADE

1. Prior	.000												
2. 2003													
3. 2004	XXX												
4. 2005	XXX	XXX											
5. 2006	XXX	XXX	XXX										
6. 2007	XXX	XXX	XXX	XXX									
7. 2008	XXX	XXX	XXX	XXX	XXX								
8. 2009	XXX	XXX	XXX	XXX	XXX	XXX							
9. 2010	XXX	XXX	XXX	XXX	XXX	XXX	XXX						
10. 2011	XXX	XXX	XXX	XXX	XXX	XXX	XXX	XXX					
11. 2012	XXX	XXX	XXX	XXX	XXX	XXX	XXX	XXX	XXX				

NONE

SCHEDULE P - PART 3G - SPECIAL LIABILITY (OCEAN MARINE, AIRCRAFT (ALL PERILS), BOILER AND MACHINERY)

1. Prior	.000	.1	(10)	(11)	(10)	(12)	(13)	(13)	(13)	(13)	XXX	XXX
2. 2003	3,411	4,315	4,319	4,319	4,319	4,341	4,338	4,338	4,338	4,338	XXX	XXX
3. 2004	XXX	6,533	8,196	8,409	8,417	8,426	8,426	8,431	8,464	8,464	XXX	XXX
4. 2005	XXX	XXX	2,501	3,857	4,276	4,332	4,349	4,349	4,349	4,349	XXX	XXX
5. 2006	XXX	XXX	XXX	2,552	3,151	3,170	3,167	3,180	3,194	3,199	XXX	XXX
6. 2007	XXX	XXX	XXX	XXX	1,594	1,821	1,850	1,850	1,851	1,855	XXX	XXX
7. 2008	XXX	XXX	XXX	XXX	XXX	1,826	2,167	2,166	2,191	2,214	XXX	XXX
8. 2009	XXX	XXX	XXX	XXX	XXX	XXX	1,514	1,871	1,855	1,857	XXX	XXX
9. 2010	XXX	XXX	XXX	XXX	XXX	XXX	XXX	1,921	2,194	2,312	XXX	XXX
10. 2011	XXX	XXX	XXX	XXX	XXX	XXX	XXX	XXX	3,071	3,516	XXX	XXX
11. 2012	XXX	XXX	XXX	XXX	XXX	XXX	XXX	XXX	XXX	4,482	XXX	XXX

SCHEDULE P - PART 3H - SECTION 1 - OTHER LIABILITY - OCCURRENCE

1. Prior	.000	1,722	2,381	2,945	3,212	3,375	3,440	3,539	3,670	3,763	99	0
2. 2003	571	2,134	2,197	2,961	3,037	3,083	3,131	3,143	3,143	3,117	1,513	1,215
3. 2004	XXX	1,606	3,154	6,488	7,037	6,562	6,583	6,325	6,318	6,318	1,261	1,128
4. 2005	XXX	XXX	1,177	3,097	3,671	4,254	4,678	4,874	5,074	5,135	1,268	1,084
5. 2006	XXX	XXX	XXX	1,473	3,251	4,271	4,437	4,705	4,986	4,944	1,120	914
6. 2007	XXX	XXX	XXX	XXX	1,428	3,400	4,477	5,010	5,871	5,930	442	638
7. 2008	XXX	XXX	XXX	XXX	XXX	837	6,192	7,271	8,546	8,900	348	481
8. 2009	XXX	XXX	XXX	XXX	XXX	XXX	9,283	20,519	22,001	22,618	245	340
9. 2010	XXX	XXX	XXX	XXX	XXX	XXX	XXX	1,797	3,528	5,127	254	413
10. 2011	XXX	XXX	XXX	XXX	XXX	XXX	XXX	XXX	2,295	5,160	214	439
11. 2012	XXX	XXX	XXX	XXX	XXX	XXX	XXX	XXX	XXX	2,082	106	238

SCHEDULE P - PART 3H - SECTION 2 - OTHER LIABILITY - CLAIMS-MADE

1. Prior	.000											
2. 2003												
3. 2004	XXX											
4. 2005	XXX	XXX										
5. 2006	XXX	XXX	XXX									
6. 2007	XXX	XXX	XXX	XXX								
7. 2008	XXX	XXX	XXX	XXX	XXX							
8. 2009	XXX	XXX	XXX	XXX	XXX	XXX						
9. 2010	XXX	XXX	XXX	XXX	XXX	XXX	XXX					
10. 2011	XXX	XXX	XXX	XXX	XXX	XXX	XXX	XXX				
11. 2012	XXX	XXX	XXX	XXX	XXX	XXX	XXX	XXX	XXX			

NONE

SCHEDULE P - PART 3I - SPECIAL PROPERTY (FIRE, ALLIED LINES, INLAND MARINE, EARTHQUAKE, BURGLARY, AND THEFT)

Years in Which Losses Were Incurred	CUMULATIVE PAID NET LOSSES AND DEFENSE AND COST CONTAINMENT EXPENSES REPORTED AT YEAR END (\$000 OMITTED)										11 Number of Claims Closed With Loss Payment	12 Number of Claims Closed Without Loss Payment
	1	2	3	4	5	6	7	8	9	10		
	2003	2004	2005	2006	2007	2008	2009	2010	2011	2012		
1. Prior	XXX	XXX	XXX	XXX	XXX	XXX	XXX	.000	18,571	19,182	XXX	XXX
2. 2011	XXX	XXX	XXX	XXX	XXX	XXX	XXX	XXX	72,426	86,517	XXX	XXX
3. 2012	XXX	XXX	XXX	XXX	XXX	XXX	XXX	XXX	XXX	65,739	XXX	XXX

SCHEDULE P - PART 3J - AUTO PHYSICAL DAMAGE

1. Prior	XXX	XXX	XXX	XXX	XXX	XXX	XXX	.000	1,725	1,952	.0	.0
2. 2011	XXX	XXX	XXX	XXX	XXX	XXX	XXX	XXX	21,830	23,399	5,485	1,265
3. 2012	XXX	XXX	XXX	XXX	XXX	XXX	XXX	XXX	XXX	20,446	4,798	1,070

SCHEDULE P - PART 3K - FIDELITY/SURETY

1. Prior	XXX	XXX	XXX	XXX	XXX	XXX	XXX	.000	.6	12	XXX	XXX
2. 2011	XXX	XXX	XXX	XXX	XXX	XXX	XXX	XXX	.0	.9	XXX	XXX
3. 2012	XXX	XXX	XXX	XXX	XXX	XXX	XXX	XXX	XXX	0	XXX	XXX

SCHEDULE P - PART 3L - OTHER (INCLUDING CREDIT, ACCIDENT AND HEALTH)

1. Prior	XXX	XXX	XXX	XXX	XXX	XXX	XXX	.000	.755	.755	XXX	XXX
2. 2011	XXX	XXX	XXX	XXX	XXX	XXX	XXX	XXX	.232	.232	XXX	XXX
3. 2012	XXX	XXX	XXX	XXX	XXX	XXX	XXX	XXX	XXX	0	XXX	XXX

SCHEDULE P - PART 3M - INTERNATIONAL

1. Prior	.000										XXX	XXX
2. 2003											XXX	XXX
3. 2004	XXX										XXX	XXX
4. 2005	XXX	XXX									XXX	XXX
5. 2006	XXX	XXX	XXX								XXX	XXX
6. 2007	XXX	XXX	XXX	XXX							XXX	XXX
7. 2008	XXX	XXX	XXX	XXX	XXX						XXX	XXX
8. 2009	XXX	XXX	XXX	XXX	XXX	XXX					XXX	XXX
9. 2010	XXX	XXX	XXX	XXX	XXX	XXX	XXX				XXX	XXX
10. 2011	XXX	XXX	XXX	XXX	XXX	XXX	XXX	XXX			XXX	XXX
11. 2012	XXX	XXX	XXX	XXX	XXX	XXX	XXX	XXX	XXX		XXX	XXX

NONE

Schedule P - Part 3N - Reinsurance - Nonproportional Assumed Property

N O N E

Schedule P - Part 3O - Reinsurance - Nonproportional Assumed Liability

N O N E

Schedule P - Part 3P - Reinsurance - Nonproportional Assumed Financial Lines

N O N E

ANNUAL STATEMENT FOR THE YEAR 2012 OF THE American Modern Home Insurance Co.
SCHEDULE P - PART 3R - SECTION 1 - PRODUCTS LIABILITY - OCCURENCE

Years in Which Losses Were Incurred	CUMULATIVE PAID NET LOSSES AND DEFENSE AND COST CONTAINMENT EXPENSES REPORTED AT YEAR END (\$000 OMITTED)										11 Number of Claims Closed With Loss Payment	12 Number of Claims Closed Without Loss Payment	
	1	2	3	4	5	6	7	8	9	10			
	2003	2004	2005	2006	2007	2008	2009	2010	2011	2012			
1. Prior	.000												
2. 2003													
3. 2004	XXX												
4. 2005	XXX	XXX											
5. 2006	XXX	XXX	XXX										
6. 2007	XXX	XXX	XXX	XXX									
7. 2008	XXX	XXX	XXX	XXX	XXX								
8. 2009	XXX	XXX	XXX	XXX	XXX	XXX							
9. 2010	XXX	XXX	XXX	XXX	XXX	XXX	XXX						
10. 2011	XXX	XXX	XXX	XXX	XXX	XXX	XXX	XXX					
11. 2012	XXX	XXX	XXX	XXX	XXX	XXX	XXX	XXX	XXX	XXX			

NONE

SCHEDULE P - PART 3R - SECTION 2 - PRODUCTS LIABILITY - CLAIMS-MADE

1. Prior	.000												
2. 2003													
3. 2004	XXX												
4. 2005	XXX	XXX											
5. 2006	XXX	XXX	XXX										
6. 2007	XXX	XXX	XXX	XXX									
7. 2008	XXX	XXX	XXX	XXX	XXX								
8. 2009	XXX	XXX	XXX	XXX	XXX	XXX							
9. 2010	XXX	XXX	XXX	XXX	XXX	XXX	XXX						
10. 2011	XXX	XXX	XXX	XXX	XXX	XXX	XXX	XXX					
11. 2012	XXX	XXX	XXX	XXX	XXX	XXX	XXX	XXX	XXX	XXX			

NONE

SCHEDULE P - PART 3S - FINANCIAL GUARANTY/MORTGAGE GUARANTY

1. Prior	XXX	XXX	XXX	XXX	XXX	XXX	XXX	XXX	XXX	XXX	XXX	XXX	XXX
2. 2011	XXX	XXX	XXX	XXX	XXX	XXX	XXX	XXX	XXX	XXX	XXX	XXX	XXX
3. 2012	XXX	XXX	XXX	XXX	XXX	XXX	XXX	XXX	XXX	XXX	XXX	XXX	XXX

NONE

SCHEDULE P - PART 3T - WARRANTY

1. Prior	XXX	XXX	XXX	XXX	XXX	XXX	XXX	.000	69	84	2,470	0
2. 2011	XXX	XXX	XXX	XXX	XXX	XXX	XXX	XXX	727	791	2,042	194
3. 2012	XXX	XXX	XXX	XXX	XXX	XXX	XXX	XXX	XXX	620	1,600	34

ANNUAL STATEMENT FOR THE YEAR 2012 OF THE American Modern Home Insurance Co.

SCHEDULE P - PART 4A - HOMEOWNERS/FAROWNERS

Years in Which Losses Were Incurred	BULK AND IBNR RESERVES ON NET LOSSES AND DEFENSE AND COST CONTAINMENT EXPENSES REPORTED AT YEAR END (\$000 OMITTED)									
	1	2	3	4	5	6	7	8	9	10
	2003	2004	2005	2006	2007	2008	2009	2010	2011	2012
1. Prior	239	61	3	0	0	0	0	0	(4)	0
2. 2003	1,161	129	31	22	0	0	0	91	3	0
3. 2004	XXX	1,102	202	45	0	0	0	0	1	4
4. 2005	XXX	XXX	1,236	227	105	98	6	3	1	0
5. 2006	XXX	XXX	XXX	978	108	40	101	99	31	1
6. 2007	XXX	XXX	XXX	XXX	999	105	35	39	2	3
7. 2008	XXX	XXX	XXX	XXX	XXX	1,311	152	91	97	37
8. 2009	XXX	XXX	XXX	XXX	XXX	XXX	418	295	(123)	69
9. 2010	XXX	XXX	XXX	XXX	XXX	XXX	XXX	2,330	(59)	175
10. 2011	XXX	XXX	XXX	XXX	XXX	XXX	XXX	XXX	4,891	288
11. 2012	XXX	XXX	XXX	XXX	XXX	XXX	XXX	XXX	XXX	2,713

SCHEDULE P - PART 4B - PRIVATE PASSENGER AUTO LIABILITY/MEDICAL

1. Prior	357	773	294	92	3	0	30	23	(66)	0
2. 2003	2,920	1,530	618	133	1	0	1	9	0	0
3. 2004	XXX	3,900	1,045	276	0	7	9	10	0	0
4. 2005	XXX	XXX	2,901	769	31	31	5	3	0	0
5. 2006	XXX	XXX	XXX	1,255	35	60	15	6	12	0
6. 2007	XXX	XXX	XXX	XXX	617	342	56	56	46	22
7. 2008	XXX	XXX	XXX	XXX	XXX	1,221	178	32	9	23
8. 2009	XXX	XXX	XXX	XXX	XXX	XXX	422	179	(176)	82
9. 2010	XXX	XXX	XXX	XXX	XXX	XXX	XXX	484	150	52
10. 2011	XXX	XXX	XXX	XXX	XXX	XXX	XXX	XXX	320	213
11. 2012	XXX	XXX	XXX	XXX	XXX	XXX	XXX	XXX	XXX	826

SCHEDULE P - PART 4C - COMMERCIAL AUTO/TRUCK LIABILITY/MEDICAL

1. Prior	334	249	93	1	1	1	1	0	0	0
2. 2003	454	370	111	59	3	3	6	0	0	0
3. 2004	XXX	390	212	126	22	1	1	11	(16)	0
4. 2005	XXX	XXX	86	16	3	12	1	0	0	0
5. 2006	XXX	XXX	XXX	206	7	25	0	2	7	0
6. 2007	XXX	XXX	XXX	XXX	263	78	8	2	5	0
7. 2008	XXX	XXX	XXX	XXX	XXX	155	9	0	(1)	(4)
8. 2009	XXX	XXX	XXX	XXX	XXX	XXX	30	16	80	(37)
9. 2010	XXX	XXX	XXX	XXX	XXX	XXX	XXX	137	40	(9)
10. 2011	XXX	XXX	XXX	XXX	XXX	XXX	XXX	XXX	140	(4)
11. 2012	XXX	XXX	XXX	XXX	XXX	XXX	XXX	XXX	XXX	92

**SCHEDULE P - PART 4D - WORKERS' COMPENSATION
(EXCLUDING EXCESS WORKERS' COMPENSATION)**

1. Prior										
2. 2003										
3. 2004	XXX									
4. 2005	XXX	XXX								
5. 2006	XXX	XXX	XXX							
6. 2007	XXX	XXX	XXX	XXX						
7. 2008	XXX	XXX	XXX	XXX	XXX					
8. 2009	XXX	XXX	XXX	XXX	XXX	XXX				
9. 2010	XXX	XXX	XXX	XXX	XXX	XXX	XXX			
10. 2011	XXX	XXX	XXX	XXX	XXX	XXX	XXX	XXX		
11. 2012	XXX	XXX	XXX	XXX	XXX	XXX	XXX	XXX	XXX	

NONE

SCHEDULE P - PART 4E - COMMERCIAL MULTIPLE PERIL

1. Prior	2,130	833	473	31	78	58	5	4	0	0
2. 2003	394	44	38	104	28	22	11	37	0	0
3. 2004	XXX	266	150	137	172	107	54	25	8	0
4. 2005	XXX	XXX	132	224	540	212	56	175	0	0
5. 2006	XXX	XXX	XXX	605	1,052	571	127	269	0	0
6. 2007	XXX	XXX	XXX	XXX	1,835	1,655	170	401	0	0
7. 2008	XXX	XXX	XXX	XXX	XXX	1,483	602	130	0	0
8. 2009	XXX	XXX	XXX	XXX	XXX	XXX	979	432	0	0
9. 2010	XXX	XXX	XXX	XXX	XXX	XXX	XXX	2,387	1	0
10. 2011	XXX	XXX	XXX	XXX	XXX	XXX	XXX	XXX	(4)	50
11. 2012	XXX	XXX	XXX	XXX	XXX	XXX	XXX	XXX	XXX	357

SCHEDULE P - PART 4F - SECTION 1 - MEDICAL PROFESSIONAL LIABILITY - OCCURRENCE

Years in Which Losses Were Incurred	BULK AND IBNR RESERVES ON NET LOSSES AND DEFENSE AND COST CONTAINMENT EXPENSES REPORTED AT YEAR END (\$000 OMITTED)									
	1	2	3	4	5	6	7	8	9	10
	2003	2004	2005	2006	2007	2008	2009	2010	2011	2012
1. Prior										
2. 2003										
3. 2004	XXX									
4. 2005	XXX	XXX								
5. 2006	XXX	XXX	XX							
6. 2007	XXX	XXX	XX	XX						
7. 2008	XXX	XXX	XX	XXX	XXX					
8. 2009	XXX	XXX	XXX	XXX	XXX	XXX				
9. 2010	XXX	XXX	XXX	XXX	XXX	XXX	XXX			
10. 2011	XXX	XXX	XXX	XXX	XXX	XXX	XXX	XXX		
11. 2012	XXX	XXX	XXX	XXX	XXX	XXX	XXX	XXX	XXX	

NONE

SCHEDULE P - PART 4F - SECTION 2 - MEDICAL PROFESSIONAL LIABILITY - CLAIMS-MADE

1. Prior										
2. 2003										
3. 2004	XXX									
4. 2005	XXX	XXX								
5. 2006	XXX	XXX	XXX							
6. 2007	XXX	XXX	XX	XX						
7. 2008	XXX	XXX	XX	XX	XX					
8. 2009	XXX	XXX	XX	XX	XX	XX				
9. 2010	XXX	XXX	XX	XXX	XXX	XXX	XXX			
10. 2011	XXX	XXX	XXX	XXX	XXX	XXX	XXX	XXX		
11. 2012	XXX	XXX	XXX	XXX	XXX	XXX	XXX	XXX	XXX	

NONE

SCHEDULE P - PART 4G - SPECIAL LIABILITY (OCEAN MARINE, AIRCRAFT (ALL PERILS), BOILER AND MACHINERY)

1. Prior	16	0	0	0	0	0	0	0	0	0
2. 2003	377	3	0	0	0	0	0	0	0	0
3. 2004	XXX	420	13	38	0	0	0	0	0	0
4. 2005	XXX	XXX	686	12	0	0	3	0	0	0
5. 2006	XXX	XXX	XXX	150	0	0	4	0	(23)	0
6. 2007	XXX	XXX	XXX	XXX	3	0	2	0	0	0
7. 2008	XXX	XXX	XXX	XXX	XXX	9	7	2	(21)	0
8. 2009	XXX	XXX	XXX	XXX	XXX	XXX	14	8	6	0
9. 2010	XXX	XXX	XXX	XXX	XXX	XXX	XXX	170	(14)	1
10. 2011	XXX	XXX	XXX	XXX	XXX	XXX	XXX	XXX	255	18
11. 2012	XXX	XXX	XXX	XXX	XXX	XXX	XXX	XXX	XXX	(3)

SCHEDULE P - PART 4H - SECTION 1 - OTHER LIABILITY - OCCURRENCE

1. Prior	1,026	314	139	3	5	1	0	0	22	0
2. 2003	2,053	781	284	107	45	37	216	0	3	0
3. 2004	XXX	3,196	1,347	402	69	76	187	(1)	131	4
4. 2005	XXX	XXX	2,093	971	282	342	89	4	(35)	10
5. 2006	XXX	XXX	XXX	2,287	900	227	261	16	46	13
6. 2007	XXX	XXX	XXX	XXX	2,097	1,040	384	57	143	26
7. 2008	XXX	XXX	XXX	XXX	XXX	2,115	483	154	117	54
8. 2009	XXX	XXX	XXX	XXX	XXX	XXX	3,947	328	(20)	208
9. 2010	XXX	XXX	XXX	XXX	XXX	XXX	XXX	2,579	1,362	576
10. 2011	XXX	XXX	XXX	XXX	XXX	XXX	XXX	XXX	1,498	1,573
11. 2012	XXX	XXX	XXX	XXX	XXX	XXX	XXX	XXX	XXX	4,624

SCHEDULE P - PART 4H - SECTION 2 - OTHER LIABILITY - CLAIMS-MADE

1. Prior										
2. 2003										
3. 2004	XXX									
4. 2005	XXX	XXX								
5. 2006	XXX	XXX	XXX							
6. 2007	XXX	XXX	XX	XX						
7. 2008	XXX	XXX	XX	XX	XX					
8. 2009	XXX	XXX	XX	XX	XX	XX				
9. 2010	XXX	XXX	XX	XXX	XXX	XXX	XXX			
10. 2011	XXX	XXX	XXX	XXX	XXX	XXX	XXX	XXX		
11. 2012	XXX	XXX	XXX	XXX	XXX	XXX	XXX	XXX	XXX	

NONE

SCHEDULE P - PART 4I - SPECIAL PROPERTY (FIRE, ALLIED LINES, INLAND MARINE, EARTHQUAKE, BURGLARY, AND THEFT)

Years in Which Losses Were Incurred	BULK AND IBNR RESERVES ON NET LOSSES AND DEFENSE AND COST CONTAINMENT EXPENSES REPORTED AT YEAR END (\$000 OMITTED)									
	1	2	3	4	5	6	7	8	9	10
	2003	2004	2005	2006	2007	2008	2009	2010	2011	2012
1. Prior	XXX	XXX	XXX	XXX	XXX	XXX	XXX	7,059	663	549
2. 2011	XXX	XXX	XXX	XXX	XXX	XXX	XXX	XXX	8,478	1,444
3. 2012	XXX	XXX	XXX	XXX	XXX	XXX	XXX	XXX	XXX	8,539

SCHEDULE P - PART 4J - AUTO PHYSICAL DAMAGE

1. Prior	XXX	XXX	XXX	XXX	XXX	XXX	XXX	1,391	69	21
2. 2011	XXX	XXX	XXX	XXX	XXX	XXX	XXX	XXX	1,184	38
3. 2012	XXX	XXX	XXX	XXX	XXX	XXX	XXX	XXX	XXX	494

SCHEDULE P - PART 4K - FIDELITY/SURETY

1. Prior	XXX	XXX	XXX	XXX	XXX	XXX	XXX	4	0	0
2. 2011	XXX	XXX	XXX	XXX	XXX	XXX	XXX	XXX	5	(32)
3. 2012	XXX	XXX	XXX	XXX	XXX	XXX	XXX	XXX	XXX	0

SCHEDULE P - PART 4L - OTHER (INCLUDING CREDIT, ACCIDENT AND HEALTH)

1. Prior	XXX	XXX	XXX	XXX	XXX	XXX	XXX	68	0	0
2. 2011	XXX	XXX	XXX	XXX	XXX	XXX	XXX	XXX	0	0
3. 2012	XXX	XXX	XXX	XXX	XXX	XXX	XXX	XXX	XXX	0

SCHEDULE P - PART 4M - INTERNATIONAL

1. Prior										
2. 2003										
3. 2004	XXX									
4. 2005	XXX	XXX								
5. 2006	XXX	XXX	XXX							
6. 2007	XXX	XXX	XXX	XXX						
7. 2008	XXX	XXX	XXX	XXX	XXX					
8. 2009	XXX	XXX	XXX	XXX	XXX	XXX				
9. 2010	XXX	XXX	XXX	XXX	XXX	XXX	XXX			
10. 2011	XXX	XXX	XXX	XXX	XXX	XXX	XXX	XXX		
11. 2012	XXX	XXX	XXX	XXX	XXX	XXX	XXX	XXX	XXX	

NONE

Schedule P - Part 4N - Reinsurance - Nonproportional Assumed Property

N O N E

Schedule P - Part 4O - Reinsurance - Nonproportional Assumed Liability

N O N E

Schedule P - Part 4P - Reinsurance - Nonproportional Assumed Financial Lines

N O N E

ANNUAL STATEMENT FOR THE YEAR 2012 OF THE American Modern Home Insurance Co.
SCHEDULE P - PART 4R - SECTION 1 - PRODUCTS LIABILITY - OCCURENCE

Years in Which Losses Were Incurred	BULK AND IBNR RESERVES ON NET LOSSES AND DEFENSE AND COST CONTAINMENT EXPENSES REPORTED AT YEAR END (\$000 OMITTED)									
	1	2	3	4	5	6	7	8	9	10
	2003	2004	2005	2006	2007	2008	2009	2010	2011	2012
1. Prior										
2. 2003										
3. 2004	XXX									
4. 2005	XXX	XXX								
5. 2006	XXX	XXX	XXX							
6. 2007	XXX	XXX	XXX	XXX						
7. 2008	XXX	XXX	XXX	XXX	XXX					
8. 2009	XXX	XXX	XXX	XXX	XXX	XXX				
9. 2010	XXX	XXX	XXX	XXX	XXX	XXX	XXX			
10. 2011	XXX	XXX	XXX	XXX	XXX	XXX	XXX	XXX		
11. 2012	XXX	XXX	XXX	XXX	XXX	XXX	XXX	XXX	XXX	

NONE

SCHEDULE P - PART 4R - SECTION 2 - PRODUCTS LIABILITY - CLAIMS-MADE

1. Prior										
2. 2003										
3. 2004	XXX									
4. 2005	XXX	XXX								
5. 2006	XXX	XXX	XXX							
6. 2007	XXX	XXX	XXX	XXX						
7. 2008	XXX	XXX	XXX	XXX	XXX					
8. 2009	XXX	XXX	XXX	XXX	XXX	XXX				
9. 2010	XXX	XXX	XXX	XXX	XXX	XXX	XXX			
10. 2011	XXX	XXX	XXX	XXX	XXX	XXX	XXX	XXX		
11. 2012	XXX	XXX	XXX	XXX	XXX	XXX	XXX	XXX	XXX	

NONE

SCHEDULE P - PART 4S - FINANCIAL GUARANTY/MORTGAGE GUARANTY

1. Prior	XXX	XXX	XXX	XXX	XXX	XXX	XXX			
2. 2011	XXX	XXX	XXX	XXX	XXX	XXX	XXX	XXX		
3. 2012	XXX	XXX	XXX	XXX	XXX	XXX	XXX	XXX	XXX	

NONE

SCHEDULE P - PART 4T - WARRANTY

1. Prior	XXX	XXX	XXX	XXX	XXX	XXX	XXX	(1)	(37)	(1)
2. 2011	XXX	XXX	XXX	XXX	XXX	XXX	XXX	XXX	(30)	(13)
3. 2012	XXX	XXX	XXX	XXX	XXX	XXX	XXX	XXX	XXX	66

ANNUAL STATEMENT FOR THE YEAR 2012 OF THE American Modern Home Insurance Co.

SCHEDULE P - PART 5A - HOMEOWNERS/FARMOWNERS

SECTION 1

Years in Which Premiums Were Earned and Losses Were Incurred	CUMULATIVE NUMBER OF CLAIMS CLOSED WITH LOSS PAYMENT DIRECT AND ASSUMED AT YEAR END									
	1	2	3	4	5	6	7	8	9	10
	2003	2004	2005	2006	2007	2008	2009	2010	2011	2012
1. Prior	501	150	12	4	1	0	0	1	1	0
2. 2003	2,412	2,717	2,727	2,734	2,734	2,735	2,735	2,736	2,736	2,736
3. 2004	XXX	1,530	1,765	1,780	1,784	1,788	1,789	1,791	1,793	1,846
4. 2005	XXX	XXX	1,670	2,005	2,039	2,050	2,059	2,064	2,090	2,141
5. 2006	XXX	XXX	XXX	1,821	2,111	2,132	2,145	2,148	2,157	2,223
6. 2007	XXX	XXX	XXX	XXX	2,056	2,420	2,449	2,471	2,479	2,541
7. 2008	XXX	XXX	XXX	XXX	XXX	12,794	14,842	14,948	14,987	15,100
8. 2009	XXX	XXX	XXX	XXX	XXX	XXX	17,397	19,566	19,759	19,955
9. 2010	XXX	XXX	XXX	XXX	XXX	XXX	XXX	16,781	19,651	19,844
10. 2011	XXX	XXX	XXX	XXX	XXX	XXX	XXX	XXX	25,633	28,471
11. 2012	XXX	XXX	XXX	XXX	XXX	XXX	XXX	XXX	XXX	21,788

SECTION 2

Years in Which Premiums Were Earned and Losses Were Incurred	NUMBER OF CLAIMS OUTSTANDING DIRECT AND ASSUMED AT YEAR END									
	1	2	3	4	5	6	7	8	9	10
	2003	2004	2005	2006	2007	2008	2009	2010	2011	2012
1. Prior	45	17	5	1	1	0	0	0	0	0
2. 2003	176	21	7	3	1	0	0	1	1	1
3. 2004	XXX	200	25	8	6	3	3	2	2	0
4. 2005	XXX	XXX	282	57	40	31	27	22	0	0
5. 2006	XXX	XXX	XXX	193	22	12	3	2	0	0
6. 2007	XXX	XXX	XXX	XXX	290	25	15	3	0	6
7. 2008	XXX	XXX	XXX	XXX	XXX	1,245	64	33	18	23
8. 2009	XXX	XXX	XXX	XXX	XXX	XXX	1,575	145	53	51
9. 2010	XXX	XXX	XXX	XXX	XXX	XXX	XXX	1,536	144	146
10. 2011	XXX	XXX	XXX	XXX	XXX	XXX	XXX	XXX	1,904	1,883
11. 2012	XXX	XXX	XXX	XXX	XXX	XXX	XXX	XXX	XXX	2,112

SECTION 3

Years in Which Premiums Were Earned and Losses Were Incurred	CUMULATIVE NUMBER OF CLAIMS REPORTED DIRECT AND ASSUMED AT YEAR END									
	1	2	3	4	5	6	7	8	9	10
	2003	2004	2005	2006	2007	2008	2009	2010	2011	2012
1. Prior	335	302	55	2	1	0	0	0	244	0
2. 2003	3,739	3,821	3,830	3,837	3,837	3,838	3,839	3,842	4,095	4,096
3. 2004	XXX	2,415	2,498	2,507	2,508	2,510	2,510	2,510	2,888	2,939
4. 2005	XXX	XXX	2,831	2,926	2,937	2,944	2,945	2,945	3,302	3,355
5. 2006	XXX	XXX	XXX	3,074	3,255	3,272	3,277	3,280	3,526	3,592
6. 2007	XXX	XXX	XXX	XXX	3,540	3,784	3,804	3,812	3,937	4,006
7. 2008	XXX	XXX	XXX	XXX	XXX	18,802	19,984	20,056	20,755	20,888
8. 2009	XXX	XXX	XXX	XXX	XXX	XXX	27,642	29,084	29,795	30,040
9. 2010	XXX	XXX	XXX	XXX	XXX	XXX	XXX	27,704	30,492	30,796
10. 2011	XXX	XXX	XXX	XXX	XXX	XXX	XXX	XXX	38,662	42,993
11. 2012	XXX	XXX	XXX	XXX	XXX	XXX	XXX	XXX	XXX	34,898

ANNUAL STATEMENT FOR THE YEAR 2012 OF THE American Modern Home Insurance Co.
SCHEDULE P - PART 5B - PRIVATE PASSENGER AUTO LIABILITY/MEDICAL
SECTION 1

Years in Which Premiums Were Earned and Losses Were Incurred	CUMULATIVE NUMBER OF CLAIMS CLOSED WITH LOSS PAYMENT DIRECT AND ASSUMED AT YEAR END									
	1	2	3	4	5	6	7	8	9	10
	2003	2004	2005	2006	2007	2008	2009	2010	2011	2012
1. Prior	130	29	14	2	2	0	1	0	0	0
2. 2003	401	668	729	744	750	751	757	759	759	760
3. 2004	XXX	427	631	666	681	684	691	693	693	693
4. 2005	XXX	XXX	496	718	747	759	767	769	771	772
5. 2006	XXX	XXX	XXX	520	666	693	705	709	711	713
6. 2007	XXX	XXX	XXX	XXX	401	585	643	663	667	671
7. 2008	XXX	XXX	XXX	XXX	XXX	417	646	695	707	716
8. 2009	XXX	XXX	XXX	XXX	XXX	XXX	433	658	694	718
9. 2010	XXX	XXX	XXX	XXX	XXX	XXX	XXX	343	595	646
10. 2011	XXX	XXX	XXX	XXX	XXX	XXX	XXX	XXX	344	580
11. 2012	XXX	XXX	XXX	XXX	XXX	XXX	XXX	XXX	XXX	365

SECTION 2

Years in Which Premiums Were Earned and Losses Were Incurred	NUMBER OF CLAIMS OUTSTANDING DIRECT AND ASSUMED AT YEAR END									
	1	2	3	4	5	6	7	8	9	10
	2003	2004	2005	2006	2007	2008	2009	2010	2011	2012
1. Prior	59	24	11	3	3	1	0	1	3	0
2. 2003	364	132	64	25	16	9	3	1	0	1
3. 2004	XXX	399	98	38	14	7	1	0	1	0
4. 2005	XXX	XXX	340	74	26	14	5	3	1	0
5. 2006	XXX	XXX	XXX	215	51	22	5	3	8	0
6. 2007	XXX	XXX	XXX	XXX	340	86	34	13	18	4
7. 2008	XXX	XXX	XXX	XXX	XXX	336	79	31	38	6
8. 2009	XXX	XXX	XXX	XXX	XXX	XXX	325	80	89	16
9. 2010	XXX	XXX	XXX	XXX	XXX	XXX	XXX	357	357	44
10. 2011	XXX	XXX	XXX	XXX	XXX	XXX	XXX	XXX	516	68
11. 2012	XXX	XXX	XXX	XXX	XXX	XXX	XXX	XXX	XXX	317

SECTION 3

Years in Which Premiums Were Earned and Losses Were Incurred	CUMULATIVE NUMBER OF CLAIMS REPORTED DIRECT AND ASSUMED AT YEAR END									
	1	2	3	4	5	6	7	8	9	10
	2003	2004	2005	2006	2007	2008	2009	2010	2011	2012
1. Prior	73	5	1	0	1	0	0	0	120	(2)
2. 2003	977	1,038	1,048	1,052	1,054	1,055	1,055	1,055	1,273	1,275
3. 2004	XXX	1,131	1,167	1,171	1,178	1,178	1,179	1,179	1,249	1,248
4. 2005	XXX	XXX	1,308	1,347	1,357	1,359	1,360	1,360	1,364	1,365
5. 2006	XXX	XXX	XXX	1,300	1,395	1,403	1,403	1,404	1,395	1,390
6. 2007	XXX	XXX	XXX	XXX	1,557	1,635	1,647	1,650	1,714	1,707
7. 2008	XXX	XXX	XXX	XXX	XXX	1,598	1,677	1,690	1,755	1,737
8. 2009	XXX	XXX	XXX	XXX	XXX	XXX	1,587	1,663	1,774	1,730
9. 2010	XXX	XXX	XXX	XXX	XXX	XXX	XXX	1,486	1,920	1,685
10. 2011	XXX	XXX	XXX	XXX	XXX	XXX	XXX	XXX	1,529	1,470
11. 2012	XXX	XXX	XXX	XXX	XXX	XXX	XXX	XXX	XXX	1,416

**ANNUAL STATEMENT FOR THE YEAR 2012 OF THE American Modern Home Insurance Co.
SCHEDULE P - PART 5C - COMMERCIAL AUTO/TRUCK LIABILITY/MEDICAL
SECTION 1**

Years in Which Premiums Were Earned and Losses Were Incurred	CUMULATIVE NUMBER OF CLAIMS CLOSED WITH LOSS PAYMENT DIRECT AND ASSUMED AT YEAR END									
	1	2	3	4	5	6	7	8	9	10
	2003	2004	2005	2006	2007	2008	2009	2010	2011	2012
1. Prior	32	8	3	0	1	0	0	0	0	0
2. 2003	64	96	105	105	111	111	111	112	112	112
3. 2004	XXX	145	180	183	187	187	189	190	190	190
4. 2005	XXX	XXX	85	100	101	104	107	107	107	107
5. 2006	XXX	XXX	XXX	64	81	86	87	88	92	93
6. 2007	XXX	XXX	XXX	XXX	68	88	95	97	99	99
7. 2008	XXX	XXX	XXX	XXX	XXX	69	90	91	91	92
8. 2009	XXX	XXX	XXX	XXX	XXX	XXX	96	131	138	141
9. 2010	XXX	XXX	XXX	XXX	XXX	XXX	XXX	81	105	108
10. 2011	XXX	XXX	XXX	XXX	XXX	XXX	XXX	XXX	105	135
11. 2012	XXX	XXX	XXX	XXX	XXX	XXX	XXX	XXX	XXX	103

SECTION 2

Years in Which Premiums Were Earned and Losses Were Incurred	NUMBER OF CLAIMS OUTSTANDING DIRECT AND ASSUMED AT YEAR END									
	1	2	3	4	5	6	7	8	9	10
	2003	2004	2005	2006	2007	2008	2009	2010	2011	2012
1. Prior	24	12	7	2	0	0	0	0	2	0
2. 2003	45	21	16	7	3	1	1	0	0	0
3. 2004	XXX	57	25	16	3	3	0	0	2	0
4. 2005	XXX	XXX	20	3	3	1	0	0	9	0
5. 2006	XXX	XXX	XXX	25	9	5	6	4	6	0
6. 2007	XXX	XXX	XXX	XXX	31	9	5	1	55	0
7. 2008	XXX	XXX	XXX	XXX	XXX	25	5	2	73	1
8. 2009	XXX	XXX	XXX	XXX	XXX	XXX	44	18	0	7
9. 2010	XXX	XXX	XXX	XXX	XXX	XXX	XXX	29	0	2
10. 2011	XXX	XXX	XXX	XXX	XXX	XXX	XXX	XXX	0	7
11. 2012	XXX	XXX	XXX	XXX	XXX	XXX	XXX	XXX	XXX	41

SECTION 3

Years in Which Premiums Were Earned and Losses Were Incurred	CUMULATIVE NUMBER OF CLAIMS REPORTED DIRECT AND ASSUMED AT YEAR END									
	1	2	3	4	5	6	7	8	9	10
	2003	2004	2005	2006	2007	2008	2009	2010	2011	2012
1. Prior	33	2	3	0	0	0	0	0	11	(2)
2. 2003	113	125	129	187	188	188	188	188	163	163
3. 2004	XXX	269	284	286	286	288	288	288	295	295
4. 2005	XXX	XXX	116	120	125	125	125	125	137	128
5. 2006	XXX	XXX	XXX	105	114	117	120	120	128	123
6. 2007	XXX	XXX	XXX	XXX	120	133	136	137	196	142
7. 2008	XXX	XXX	XXX	XXX	XXX	122	132	133	205	136
8. 2009	XXX	XXX	XXX	XXX	XXX	XXX	174	193	191	202
9. 2010	XXX	XXX	XXX	XXX	XXX	XXX	XXX	146	154	162
10. 2011	XXX	XXX	XXX	XXX	XXX	XXX	XXX	XXX	144	215
11. 2012	XXX	XXX	XXX	XXX	XXX	XXX	XXX	XXX	XXX	192

Schedule P - Part 5D - Workers' Compensation (Excluding Excess Workers' Compensation) - Section

1

N O N E

Schedule P - Part 5D - Workers' Compensation (Excluding Excess Workers' Compensation) - Section

2

N O N E

Schedule P - Part 5D - Workers' Compensation (Excluding Excess Workers' Compensation) - Section

3

N O N E

ANNUAL STATEMENT FOR THE YEAR 2012 OF THE American Modern Home Insurance Co.

SCHEDULE P - PART 5E - COMMERCIAL MULTIPLE PERIL

SECTION 1

Years in Which Premiums Were Earned and Losses Were Incurred	CUMULATIVE NUMBER OF CLAIMS CLOSED WITH LOSS PAYMENT DIRECT AND ASSUMED AT YEAR END									
	1	2	3	4	5	6	7	8	9	10
	2003	2004	2005	2006	2007	2008	2009	2010	2011	2012
1. Prior	108	52	25	14	3	1	5	3	1	0
2. 2003	38	68	74	76	79	81	83	86	86	86
3. 2004	XXX	34	94	109	115	117	120	123	124	124
4. 2005	XXX	XXX	34	85	105	116	126	130	131	132
5. 2006	XXX	XXX	XXX	48	98	114	123	132	135	136
6. 2007	XXX	XXX	XXX	XXX	67	139	169	182	192	194
7. 2008	XXX	XXX	XXX	XXX	XXX	94	260	300	330	342
8. 2009	XXX	XXX	XXX	XXX	XXX	XXX	83	179	209	222
9. 2010	XXX	XXX	XXX	XXX	XXX	XXX	XXX	79	178	198
10. 2011	XXX	XXX	XXX	XXX	XXX	XXX	XXX	XXX	91	195
11. 2012	XXX	XXX	XXX	XXX	XXX	XXX	XXX	XXX	XXX	162

SECTION 2

Years in Which Premiums Were Earned and Losses Were Incurred	NUMBER OF CLAIMS OUTSTANDING DIRECT AND ASSUMED AT YEAR END									
	1	2	3	4	5	6	7	8	9	10
	2003	2004	2005	2006	2007	2008	2009	2010	2011	2012
1. Prior	239	166	95	54	26	9	6	5	2	3
2. 2003	28	54	17	12	3	1	1	0	0	0
3. 2004	XXX	67	30	21	10	5	3	2	0	0
4. 2005	XXX	XXX	70	48	25	10	5	2	1	0
5. 2006	XXX	XXX	XXX	70	38	22	12	4	2	1
6. 2007	XXX	XXX	XXX	XXX	94	46	28	13	3	1
7. 2008	XXX	XXX	XXX	XXX	XXX	217	63	44	18	8
8. 2009	XXX	XXX	XXX	XXX	XXX	XXX	105	48	23	11
9. 2010	XXX	XXX	XXX	XXX	XXX	XXX	XXX	110	42	26
10. 2011	XXX	XXX	XXX	XXX	XXX	XXX	XXX	XXX	133	34
11. 2012	XXX	XXX	XXX	XXX	XXX	XXX	XXX	XXX	XXX	54

SECTION 3

Years in Which Premiums Were Earned and Losses Were Incurred	CUMULATIVE NUMBER OF CLAIMS REPORTED DIRECT AND ASSUMED AT YEAR END									
	1	2	3	4	5	6	7	8	9	10
	2003	2004	2005	2006	2007	2008	2009	2010	2011	2012
1. Prior	148	67	29	13	4	0	0	0	38	2
2. 2003	108	129	132	132	133	133	133	133	183	183
3. 2004	XXX	143	174	180	181	181	181	182	243	243
4. 2005	XXX	XXX	162	196	206	208	208	208	241	241
5. 2006	XXX	XXX	XXX	191	247	255	258	259	254	256
6. 2007	XXX	XXX	XXX	XXX	211	294	304	308	340	341
7. 2008	XXX	XXX	XXX	XXX	XXX	366	465	481	524	532
8. 2009	XXX	XXX	XXX	XXX	XXX	XXX	239	326	361	369
9. 2010	XXX	XXX	XXX	XXX	XXX	XXX	XXX	247	334	354
10. 2011	XXX	XXX	XXX	XXX	XXX	XXX	XXX	XXX	296	374
11. 2012	XXX	XXX	XXX	XXX	XXX	XXX	XXX	XXX	XXX	304

Schedule P - Part 5F - Medical Professional Liability - Occurrence - Section 1A

N O N E

Schedule P - Part 5F - Medical Professional Liability - Occurrence - Section 2A

N O N E

Schedule P - Part 5F - Medical Professional Liability - Occurrence - Section 3A

N O N E

Schedule P - Part 5F - Medical Professional Liability - Claims-Made - Section 1B

N O N E

Schedule P - Part 5F - Medical Professional Liability - Claims-Made - Section 2B

N O N E

Schedule P - Part 5F - Medical Professional Liability - Claims-Made - Section 3B

N O N E

ANNUAL STATEMENT FOR THE YEAR 2012 OF THE American Modern Home Insurance Co.

SCHEDULE P - PART 5H - OTHER LIABILITY - OCCURRENCE

SECTION 1A

Years in Years in Which Premiums Were Earned and Losses Were Incurred	CUMULATIVE NUMBER OF CLAIMS CLOSED WITH LOSS PAYMENT DIRECT AND ASSUMED AT YEAR END									
	1	2	3	4	5	6	7	8	9	10
	2003	2004	2005	2006	2007	2008	2009	2010	2011	2012
1. Prior	312	67	14	4	3	3	2	2	2	2
2. 2003	1,234	1,451	1,483	1,500	1,506	1,510	1,510	1,511	1,512	1,513
3. 2004	XXX	998	1,197	1,238	1,251	1,256	1,260	1,260	1,261	1,261
4. 2005	XXX	XXX	1,005	1,210	1,235	1,245	1,261	1,265	1,266	1,268
5. 2006	XXX	XXX	XXX	913	1,051	1,082	1,100	1,111	1,117	1,120
6. 2007	XXX	XXX	XXX	XXX	239	361	400	425	437	442
7. 2008	XXX	XXX	XXX	XXX	XXX	187	286	318	335	348
8. 2009	XXX	XXX	XXX	XXX	XXX	XXX	129	200	223	245
9. 2010	XXX	XXX	XXX	XXX	XXX	XXX	XXX	117	213	254
10. 2011	XXX	XXX	XXX	XXX	XXX	XXX	XXX	XXX	129	214
11. 2012	XXX	XXX	XXX	XXX	XXX	XXX	XXX	XXX	XXX	106

SECTION 2A

Years in Years in Which Premiums Were Earned and Losses Were Incurred	NUMBER OF CLAIMS OUTSTANDING DIRECT AND ASSUMED AT YEAR END									
	1	2	3	4	5	6	7	8	9	10
	2003	2004	2005	2006	2007	2008	2009	2010	2011	2012
1. Prior	148	60	32	8	19	11	2	7	8	6
2. 2003	301	85	38	21	9	3	1	0	1	0
3. 2004	XXX	315	85	38	16	5	3	2	4	1
4. 2005	XXX	XXX	306	92	53	28	9	5	4	1
5. 2006	XXX	XXX	XXX	275	86	38	22	7	17	2
6. 2007	XXX	XXX	XXX	XXX	257	79	57	24	21	10
7. 2008	XXX	XXX	XXX	XXX	XXX	162	78	42	50	7
8. 2009	XXX	XXX	XXX	XXX	XXX	XXX	133	63	103	24
9. 2010	XXX	XXX	XXX	XXX	XXX	XXX	XXX	208	208	60
10. 2011	XXX	XXX	XXX	XXX	XXX	XXX	XXX	XXX	414	105
11. 2012	XXX	XXX	XXX	XXX	XXX	XXX	XXX	XXX	XXX	157

SECTION 3A

Years in Years in Which Premiums Were Earned and Losses Were Incurred	CUMULATIVE NUMBER OF CLAIMS REPORTED DIRECT AND ASSUMED AT YEAR END									
	1	2	3	4	5	6	7	8	9	10
	2003	2004	2005	2006	2007	2008	2009	2010	2011	2012
1. Prior	239	690	571	289	2	0	1	(2,464)	103	5
2. 2003	2,412	2,491	2,505	2,508	2,510	2,510	2,510	2,511	2,727	2,728
3. 2004	XXX	1,530	1,620	1,633	1,640	1,642	1,643	1,643	2,393	2,391
4. 2005	XXX	XXX	1,594	1,682	1,709	1,719	1,722	1,722	2,354	2,354
5. 2006	XXX	XXX	XXX	1,684	1,808	1,824	1,832	1,833	2,046	2,036
6. 2007	XXX	XXX	XXX	XXX	886	1,010	1,027	1,032	1,093	1,090
7. 2008	XXX	XXX	XXX	XXX	XXX	662	777	796	860	836
8. 2009	XXX	XXX	XXX	XXX	XXX	XXX	471	552	648	608
9. 2010	XXX	XXX	XXX	XXX	XXX	XXX	XXX	551	788	727
10. 2011	XXX	XXX	XXX	XXX	XXX	XXX	XXX	XXX	826	759
11. 2012	XXX	XXX	XXX	XXX	XXX	XXX	XXX	XXX	XXX	501

ANNUAL STATEMENT FOR THE YEAR 2012 OF THE American Modern Home Insurance Co.

SCHEDULE P - PART 5H - OTHER LIABILITY - CLAIMS-MADE

SECTION 1B

Years in Years in Which Premiums Were Earned and Losses Were Incurred	CUMULATIVE NUMBER OF CLAIMS CLOSED WITH LOSS PAYMENT DIRECT AND ASSUMED AT YEAR END									
	1	2	3	4	5	6	7	8	9	10
	2003	2004	2005	2006	2007	2008	2009	2010	2011	2012
1. Prior	2	0	0	0	0	0	0	0	0	0
2. 2003	0	0	0	0	0	0	0	0	0	0
3. 2004	XXX	0	0	0	0	0	0	0	0	0
4. 2005	XXX	XXX	0	0	0	0	0	0	0	0
5. 2006	XXX	XXX	XXX	0	0	0	0	0	0	0
6. 2007	XXX	XXX	XXX	XXX	0	0	0	0	0	0
7. 2008	XXX	XXX	XXX	XXX	XXX	0	0	0	0	0
8. 2009	XXX	XXX	XXX	XXX	XXX	XXX	0	0	0	0
9. 2010	XXX	XXX	XXX	XXX	XXX	XXX	XXX	0	0	0
10. 2011	XXX	XXX	XXX	XXX	XXX	XXX	XXX	XXX	0	0
11. 2012	XXX	XXX	XXX	XXX	XXX	XXX	XXX	XXX	XXX	0

SECTION 2B

Years in Years in Which Premiums Were Earned and Losses Were Incurred	NUMBER OF CLAIMS OUTSTANDING DIRECT AND ASSUMED AT YEAR END									
	1	2	3	4	5	6	7	8	9	10
	2003	2004	2005	2006	2007	2008	2009	2010	2011	2012
1. Prior										
2. 2003										
3. 2004	XXX									
4. 2005	XXX	XXX								
5. 2006	XXX	XXX	XXX							
6. 2007	XXX	XXX	XXX	XXX						
7. 2008	XXX	XXX	XXX	XXX	XXX					
8. 2009	XXX	XXX	XXX	XXX	XXX	XXX				
9. 2010	XXX	XXX	XXX	XXX	XXX	XXX	XXX			
10. 2011	XXX	XXX	XXX	XXX	XXX	XXX	XXX	XXX		
11. 2012	XXX	XXX	XXX	XXX	XXX	XXX	XXX	XXX	XXX	

SECTION 3B

Years in Years in Which Premiums Were Earned and Losses Were Incurred	CUMULATIVE NUMBER OF CLAIMS REPORTED DIRECT AND ASSUMED AT YEAR END									
	1	2	3	4	5	6	7	8	9	10
	2003	2004	2005	2006	2007	2008	2009	2010	2011	2012
1. Prior										
2. 2003										
3. 2004	XXX									
4. 2005	XXX	XXX								
5. 2006	XXX	XXX	XXX							
6. 2007	XXX	XXX	XXX	XXX						
7. 2008	XXX	XXX	XXX	XXX	XXX					
8. 2009	XXX	XXX	XXX	XXX	XXX	XXX				
9. 2010	XXX	XXX	XXX	XXX	XXX	XXX	XXX			
10. 2011	XXX	XXX	XXX	XXX	XXX	XXX	XXX	XXX		
11. 2012	XXX	XXX	XXX	XXX	XXX	XXX	XXX	XXX	XXX	

Schedule P - Part 5R - Products Liability - Occurrence - Section 1A

N O N E

Schedule P - Part 5R - Products Liability - Occurrence - Section 2A

N O N E

Schedule P - Part 5R - Products Liability - Occurrence - Section 3A

N O N E

Schedule P - Part 5R - Products Liability - Claims-Made - Section 1B

N O N E

Schedule P - Part 5R - Products Liability - Claims-Made - Section 2B

N O N E

Schedule P - Part 5R - Products Liability - Claims-Made - Section 3B

N O N E

ANNUAL STATEMENT FOR THE YEAR 2012 OF THE American Modern Home Insurance Co.

SCHEDULE P - PART 5T - WARRANTY

SECTION 1

Years in Years in Which Premiums Were Earned and Losses Were Incurred	CUMULATIVE NUMBER OF CLAIMS CLOSED WITH LOSS PAYMENT DIRECT AND ASSUMED AT YEAR END									
	1	2	3	4	5	6	7	8	9	10
	2003	2004	2005	2006	2007	2008	2009	2010	2011	2012
1. Prior.....	.XXX	.XXX	.XXX	.XXX	.XXX	.XXX	.XXX	2,219	235	16
2. 2011.....	.XXX	.XXX	.XXX	.XXX	.XXX	.XXX	.XXX	.XXX	1,855	2,042
3. 2012	.XXX	.XXX	.XXX	.XXX	.XXX	.XXX	.XXX	.XXX	.XXX	1,600

SECTION 2

Years in Years in Which Premiums Were Earned and Losses Were Incurred	NUMBER OF CLAIMS OUTSTANDING DIRECT AND ASSUMED AT YEAR END									
	1	2	3	4	5	6	7	8	9	10
	2003	2004	2005	2006	2007	2008	2009	2010	2011	2012
1. Prior.....	.XXX	.XXX	.XXX	.XXX	.XXX	.XXX	.XXX	246	6	1
2. 2011.....	.XXX	.XXX	.XXX	.XXX	.XXX	.XXX	.XXX	.XXX	181	2
3. 2012	.XXX	.XXX	.XXX	.XXX	.XXX	.XXX	.XXX	.XXX	.XXX	91

SECTION 3

Years in Years in Which Premiums Were Earned and Losses Were Incurred	CUMULATIVE NUMBER OF CLAIMS REPORTED DIRECT AND ASSUMED AT YEAR END									
	1	2	3	4	5	6	7	8	9	10
	2003	2004	2005	2006	2007	2008	2009	2010	2011	2012
1. Prior.....	.XXX	.XXX	.XXX	.XXX	.XXX	.XXX	.XXX	2,410	159	18
2. 2011.....	.XXX	.XXX	.XXX	.XXX	.XXX	.XXX	.XXX	.XXX	2,117	2,238
3. 2012	.XXX	.XXX	.XXX	.XXX	.XXX	.XXX	.XXX	.XXX	.XXX	1,725

ANNUAL STATEMENT FOR THE YEAR 2012 OF THE American Modern Home Insurance Co.
SCHEDULE P - PART 6C - COMMERCIAL AUTO/TRUCK LIABILITY/MEDICAL
SECTION 1

Years in Which Premiums Were Earned and Losses Were Incurred	CUMULATIVE PREMIUMS EARNED DIRECT AND ASSUMED AT YEAR END (\$000 OMITTED)										11 Current Year Premiums Earned
	1	2	3	4	5	6	7	8	9	10	
	2003	2004	2005	2006	2007	2008	2009	2010	2011	2012	
1. Prior.....	0	0	0	0	0	0	0	0	0	0	0
2. 2003.....	2,470	2,470	2,470	2,470	2,470	2,470	2,470	2,470	2,470	2,470	0
3. 2004.....	XXX	2,516	2,516	2,516	2,516	2,516	2,516	2,516	2,516	2,516	0
4. 2005.....	XXX	XXX	1,826	1,826	1,826	1,826	1,826	1,826	1,826	1,826	0
5. 2006.....	XXX	XXX	XXX	1,949	1,949	1,949	1,949	1,949	1,949	1,949	0
6. 2007.....	XXX	XXX	XXX	XXX	1,983	1,983	1,983	1,983	1,983	1,983	0
7. 2008.....	XXX	XXX	XXX	XXX	XXX	2,097	2,097	2,097	2,097	2,097	0
8. 2009.....	XXX	XXX	XXX	XXX	XXX	XXX	2,163	2,163	2,163	2,163	0
9. 2010.....	XXX	XXX	XXX	XXX	XXX	XXX	XXX	2,508	2,508	2,508	0
10. 2011.....	XXX	XXX	XXX	XXX	XXX	XXX	XXX	XXX	3,522	3,522	0
11. 2012.....	XXX	XXX	XXX	XXX	XXX	XXX	XXX	XXX	XXX	5,026	5,026
12. Totals.....	XXX	XXX	XXX	XXX	XXX	XXX	XXX	XXX	XXX	XXX	5,026
13. Earned Premiums (Sch P-Pt. 1)	2,470	2,516	1,826	1,949	1,983	2,097	2,163	2,508	3,522	5,026	XXX

SECTION 2

Years in Which Premiums Were Earned and Losses Were Incurred	CUMULATIVE PREMIUMS EARNED CEDED AT YEAR END (\$000 OMITTED)										11 Current Year Premiums Earned
	1	2	3	4	5	6	7	8	9	10	
	2003	2004	2005	2006	2007	2008	2009	2010	2011	2012	
1. Prior.....	0	0	0	0	0	0	0	0	0	0	0
2. 2003.....	274	274	274	274	274	274	274	274	274	274	0
3. 2004.....	XXX	225	225	225	225	225	225	225	225	225	0
4. 2005.....	XXX	XXX	86	86	86	86	86	86	86	86	0
5. 2006.....	XXX	XXX	XXX	85	85	85	85	85	85	85	0
6. 2007.....	XXX	XXX	XXX	XXX	88	88	88	88	88	88	0
7. 2008.....	XXX	XXX	XXX	XXX	XXX	94	94	94	94	94	0
8. 2009.....	XXX	XXX	XXX	XXX	XXX	XXX	126	126	126	126	0
9. 2010.....	XXX	XXX	XXX	XXX	XXX	XXX	XXX	176	176	176	0
10. 2011.....	XXX	XXX	XXX	XXX	XXX	XXX	XXX	XXX	990	990	0
11. 2012.....	XXX	XXX	XXX	XXX	XXX	XXX	XXX	XXX	XXX	2,480	2,480
12. Totals.....	XXX	XXX	XXX	XXX	XXX	XXX	XXX	XXX	XXX	XXX	2,480
13. Earned Premiums (Sch P-Pt. 1)	274	225	86	85	88	94	126	176	990	2,480	XXX

SCHEDULE P - PART 6D - WORKERS' COMPENSATION
(EXCLUDING EXCESS WORKERS' COMPENSATION)
SECTION 1

Years in Which Premiums Were Earned and Losses Were Incurred	CUMULATIVE PREMIUMS EARNED DIRECT AND ASSUMED AT YEAR END (\$000 OMITTED)										11 Current Year Premiums Earned
	1	2	3	4	5	6	7	8	9	10	
	2003	2004	2005	2006	2007	2008	2009	2010	2011	2012	
1. Prior.....											
2. 2003.....											
3. 2004.....	XXX										
4. 2005.....	XXX	XXX									
5. 2006.....	XXX	XXX									
6. 2007.....	XXX	XXX									
7. 2008.....	XXX	XXX									
8. 2009.....	XXX	XXX									
9. 2010.....	XXX	XXX									
10. 2011.....	XXX	XXX									
11. 2012.....	XXX	XXX									
12. Totals.....	XXX	XXX									
13. Earned Premiums (Sch P-Pt. 1)											XXX

SECTION 2

Years in Which Premiums Were Earned and Losses Were Incurred	CUMULATIVE PREMIUMS EARNED CEDED AT YEAR END (\$000 OMITTED)										11 Current Year Premiums Earned
	1	2	3	4	5	6	7	8	9	10	
	2003	2004	2005	2006	2007	2008	2009	2010	2011	2012	
1. Prior.....											
2. 2003.....											
3. 2004.....	XXX										
4. 2005.....	XXX	XXX									
5. 2006.....	XXX	XXX									
6. 2007.....	XXX	XXX									
7. 2008.....	XXX	XXX									
8. 2009.....	XXX	XXX									
9. 2010.....	XXX	XXX									
10. 2011.....	XXX	XXX									
11. 2012.....	XXX	XXX									
12. Totals.....	XXX	XXX									
13. Earned Premiums (Sch P-Pt. 1)											XXX

ANNUAL STATEMENT FOR THE YEAR 2012 OF THE American Modern Home Insurance Co.

SCHEDULE P - PART 6E - COMMERCIAL MULTIPLE PERIL

SECTION 1

Years in Which Premiums Were Earned and Losses Were Incurred	CUMULATIVE PREMIUMS EARNED DIRECT AND ASSUMED AT YEAR END (\$000 OMITTED)										11 Current Year Premiums Earned
	1	2	3	4	5	6	7	8	9	10	
	2003	2004	2005	2006	2007	2008	2009	2010	2011	2012	
1. Prior.....	0	0	0	0	0	0	0	0	0	0	0
2. 2003.....	4,427	4,427	4,427	4,427	4,427	4,427	4,427	4,427	4,427	4,427	0
3. 2004.....	XXX	8,836	8,836	8,836	8,836	8,836	8,836	8,836	8,836	8,836	0
4. 2005.....	XXX	XXX	12,403	12,403	12,403	12,403	12,403	12,403	12,403	12,403	0
5. 2006.....	XXX	XXX	XXX	11,706	11,706	11,706	11,706	11,706	11,706	11,706	0
6. 2007.....	XXX	XXX	XXX	XXX	14,006	14,006	14,006	14,006	14,006	14,006	0
7. 2008.....	XXX	XXX	XXX	XXX	XXX	11,589	11,589	11,589	11,589	11,589	0
8. 2009.....	XXX	XXX	XXX	XXX	XXX	XXX	12,787	12,787	12,787	12,787	0
9. 2010.....	XXX	XXX	XXX	XXX	XXX	XXX	XXX	12,332	12,332	12,332	0
10. 2011.....	XXX	XXX	XXX	XXX	XXX	XXX	XXX	XXX	15,151	15,151	0
11. 2012.....	XXX	XXX	XXX	XXX	XXX	XXX	XXX	XXX	XXX	5,957	5,957
12. Totals.....	XXX	XXX	XXX	XXX	XXX	XXX	XXX	XXX	XXX	XXX	5,957
13. Earned Premiums (Sch P-Pt. 1)	4,427	8,836	12,403	11,706	14,006	11,589	12,787	12,332	15,151	5,957	XXX

SECTION 2

Years in Which Premiums Were Earned and Losses Were Incurred	CUMULATIVE PREMIUMS EARNED CEDED AT YEAR END (\$000 OMITTED)										11 Current Year Premiums Earned
	1	2	3	4	5	6	7	8	9	10	
	2003	2004	2005	2006	2007	2008	2009	2010	2011	2012	
1. Prior.....	0	0	0	0	0	0	0	0	0	0	0
2. 2003.....	1,947	1,947	1,947	1,947	1,947	1,947	1,947	1,947	1,947	1,947	0
3. 2004.....	XXX	4,958	4,958	4,958	4,958	4,958	4,958	4,958	4,958	4,958	0
4. 2005.....	XXX	XXX	6,344	6,344	6,344	6,344	6,344	6,344	6,344	6,344	0
5. 2006.....	XXX	XXX	XXX	7,333	7,333	7,333	7,333	7,333	7,333	7,333	0
6. 2007.....	XXX	XXX	XXX	XXX	8,578	8,578	8,578	8,578	8,578	8,578	0
7. 2008.....	XXX	XXX	XXX	XXX	XXX	9,470	9,470	9,470	9,470	9,470	0
8. 2009.....	XXX	XXX	XXX	XXX	XXX	XXX	7,613	7,613	7,613	7,613	0
9. 2010.....	XXX	XXX	XXX	XXX	XXX	XXX	XXX	8,163	8,163	8,163	0
10. 2011.....	XXX	XXX	XXX	XXX	XXX	XXX	XXX	XXX	10,629	10,629	0
11. 2012.....	XXX	XXX	XXX	XXX	XXX	XXX	XXX	XXX	XXX	3,548	3,548
12. Totals.....	XXX	XXX	XXX	XXX	XXX	XXX	XXX	XXX	XXX	XXX	3,548
13. Earned Premiums (Sch P-Pt. 1)	1,947	4,958	6,344	7,333	8,578	9,470	7,613	8,163	10,629	3,548	XXX

SCHEDULE P - PART 6H - OTHER LIABILITY - OCCURRENCE

SECTION 1A

Years in Which Premiums Were Earned and Losses Were Incurred	CUMULATIVE PREMIUMS EARNED DIRECT AND ASSUMED AT YEAR END (\$000 OMITTED)										11 Current Year Premiums Earned
	1	2	3	4	5	6	7	8	9	10	
	2003	2004	2005	2006	2007	2008	2009	2010	2011	2012	
1. Prior.....	0	0	0	0	0	0	0	0	0	0	0
2. 2003.....	16,806	16,806	16,806	16,806	16,806	16,806	16,806	16,806	16,806	16,806	0
3. 2004.....	XXX	21,311	21,311	21,311	21,311	21,311	21,311	21,311	21,311	21,311	0
4. 2005.....	XXX	XXX	19,895	19,895	19,895	19,895	19,895	19,895	19,895	19,895	0
5. 2006.....	XXX	XXX	XXX	24,393	24,393	24,393	24,393	24,393	24,393	24,393	0
6. 2007.....	XXX	XXX	XXX	XXX	22,695	22,695	22,695	22,695	22,695	22,695	0
7. 2008.....	XXX	XXX	XXX	XXX	XXX	18,050	18,050	18,050	18,050	18,050	0
8. 2009.....	XXX	XXX	XXX	XXX	XXX	XXX	34,494	34,494	30,205	30,205	0
9. 2010.....	XXX	XXX	XXX	XXX	XXX	XXX	XXX	25,743	25,743	25,743	0
10. 2011.....	XXX	XXX	XXX	XXX	XXX	XXX	XXX	XXX	23,232	23,232	0
11. 2012.....	XXX	XXX	XXX	XXX	XXX	XXX	XXX	XXX	XXX	21,345	21,345
12. Totals.....	XXX	XXX	XXX	XXX	XXX	XXX	XXX	XXX	XXX	XXX	21,345
13. Earned Premiums (Sch P-Pt. 1)	16,806	21,311	19,895	24,393	22,695	18,050	34,494	25,743	18,943	21,345	XXX

SECTION 2A

Years in Which Premiums Were Earned and Losses Were Incurred	CUMULATIVE PREMIUMS EARNED CEDED AT YEAR END (\$000 OMITTED)										11 Current Year Premiums Earned
	1	2	3	4	5	6	7	8	9	10	
	2003	2004	2005	2006	2007	2008	2009	2010	2011	2012	
1. Prior.....	0	0	0	0	0	0	0	0	0	0	0
2. 2003.....	1,245	1,245	1,245	1,245	1,245	1,245	1,245	1,245	1,245	1,245	0
3. 2004.....	XXX	1,938	1,938	1,938	1,938	1,938	1,938	1,938	1,938	1,938	0
4. 2005.....	XXX	XXX	2,229	2,229	2,229	2,229	2,229	2,229	2,229	2,229	0
5. 2006.....	XXX	XXX	XXX	2,518	2,518	2,518	2,518	2,518	2,518	2,518	0
6. 2007.....	XXX	XXX	XXX	XXX	3,088	3,088	3,088	3,088	3,088	3,088	0
7. 2008.....	XXX	XXX	XXX	XXX	XXX	2,660	2,660	2,660	2,660	2,660	0
8. 2009.....	XXX	XXX	XXX	XXX	XXX	XXX	2,227	2,227	2,227	2,227	0
9. 2010.....	XXX	XXX	XXX	XXX	XXX	XXX	XXX	2,924	2,924	2,924	0
10. 2011.....	XXX	XXX	XXX	XXX	XXX	XXX	XXX	XXX	4,432	4,432	0
11. 2012.....	XXX	XXX	XXX	XXX	XXX	XXX	XXX	XXX	XXX	2,248	2,248
12. Totals.....	XXX	XXX	XXX	XXX	XXX	XXX	XXX	XXX	XXX	XXX	2,248
13. Earned Premiums (Sch P-Pt. 1)	1,245	1,938	2,229	2,518	3,088	2,660	2,227	2,924	4,432	2,248	XXX

ANNUAL STATEMENT FOR THE YEAR 2012 OF THE American Modern Home Insurance Co.

SCHEDULE P - PART 6H - OTHER LIABILITY - CLAIMS-MADE

SECTION 1B

Years in Which Premiums Were Earned and Losses Were Incurred	CUMULATIVE PREMIUMS EARNED DIRECT AND ASSUMED AT YEAR END (\$000 OMITTED)										11 Current Year Premiums Earned
	1 2003	2 2004	3 2005	4 2006	5 2007	6 2008	7 2009	8 2010	9 2011	10 2012	
1. Prior.....	0	0	0	0	0	0	0	0	0	0	0
2. 2003.....	0	0	0	0	0	0	0	0	0	0	0
3. 2004.....	XXX	0	0	0	0	0	0	0	0	0	0
4. 2005.....	XXX	XXX	0	0	0	0	0	0	0	0	0
5. 2006.....	XXX	XXX	XXX	0	0	0	0	0	0	0	0
6. 2007.....	XXX	XXX	XXX	XXX	0	0	0	0	0	0	0
7. 2008.....	XXX	XXX	XXX	XXX	XXX	0	0	0	0	0	0
8. 2009.....	XXX	XXX	XXX	XXX	XXX	XXX	0	0	0	0	0
9. 2010.....	XXX	XXX	XXX	XXX	XXX	XXX	XXX	0	0	0	0
10. 2011.....	XXX	XXX	XXX	XXX	XXX	XXX	XXX	XXX	0	0	0
11. 2012.....	XXX	XXX	XXX	XXX	XXX	XXX	XXX	XXX	XXX	0	0
12. Totals.....	XXX	XXX	XXX	XXX	XXX	XXX	XXX	XXX	XXX	XXX	0
13. Earned Premiums (Sch P-Pt. 1)	0	0	0	0	0	0	0	0	0	0	XXX

SECTION 2B

Years in Which Premiums Were Earned and Losses Were Incurred	CUMULATIVE PREMIUMS EARNED CEDED AT YEAR END (\$000 OMITTED)										11 Current Year Premiums Earned
	1 2003	2 2004	3 2005	4 2006	5 2007	6 2008	7 2009	8 2010	9 2011	10 2012	
1. Prior.....	0	0	0	0	0	0	0	0	0	0	0
2. 2003.....	0	0	0	0	0	0	0	0	0	0	0
3. 2004.....	XXX	0	0	0	0	0	0	0	0	0	0
4. 2005.....	XXX	XXX	0	0	0	0	0	0	0	0	0
5. 2006.....	XXX	XXX	XXX	0	0	0	0	0	0	0	0
6. 2007.....	XXX	XXX	XXX	XXX	0	0	0	0	0	0	0
7. 2008.....	XXX	XXX	XXX	XXX	XXX	0	0	0	0	0	0
8. 2009.....	XXX	XXX	XXX	XXX	XXX	XXX	0	0	0	0	0
9. 2010.....	XXX	XXX	XXX	XXX	XXX	XXX	XXX	0	0	0	0
10. 2011.....	XXX	XXX	XXX	XXX	XXX	XXX	XXX	XXX	0	0	0
11. 2012.....	XXX	XXX	XXX	XXX	XXX	XXX	XXX	XXX	XXX	0	0
12. Totals.....	XXX	XXX	XXX	XXX	XXX	XXX	XXX	XXX	XXX	XXX	0
13. Earned Premiums (Sch P-Pt. 1)	0	0	0	0	0	0	0	0	0	0	XXX

SCHEDULE P - PART 6M - INTERNATIONAL

SECTION 1

Years in Which Premiums Were Earned and Losses Were Incurred	CUMULATIVE PREMIUMS EARNED DIRECT AND ASSUMED AT YEAR END (\$000 OMITTED)										11 Current Year Premiums Earned
	1 2003	2 2004	3 2005	4 2006	5 2007	6 2008	7 2009	8 2010	9 2011	10 2012	
1. Prior.....											
2. 2003.....											
3. 2004.....	XXX										
4. 2005.....	XXX	XXX									
5. 2006.....	XXX	XXX	XXX								
6. 2007.....	XXX	XXX	XXX	XXX							
7. 2008.....	XXX	XXX	XXX	XXX	XXX						
8. 2009.....	XXX	XXX	XXX	XXX	XXX	XXX					
9. 2010.....	XXX	XXX	XXX	XXX	XXX	XXX	XXX				
10. 2011.....	XXX	XXX	XXX	XXX	XXX	XXX	XXX	XXX			
11. 2012.....	XXX	XXX	XXX	XXX	XXX	XXX	XXX	XXX	XXX		
12. Totals.....	XXX	XXX	XXX	XXX	XXX	XXX	XXX	XXX	XXX	XXX	
13. Earned Premiums (Sch P-Pt. 1)											XXX

SECTION 2

Years in Which Premiums Were Earned and Losses Were Incurred	CUMULATIVE PREMIUMS EARNED CEDED AT YEAR END (\$000 OMITTED)										11 Current Year Premiums Earned
	1 2003	2 2004	3 2005	4 2006	5 2007	6 2008	7 2009	8 2010	9 2011	10 2012	
1. Prior.....											
2. 2003.....											
3. 2004.....	XXX										
4. 2005.....	XXX	XXX									
5. 2006.....	XXX	XXX	XXX								
6. 2007.....	XXX	XXX	XXX	XXX							
7. 2008.....	XXX	XXX	XXX	XXX	XXX						
8. 2009.....	XXX	XXX	XXX	XXX	XXX	XXX					
9. 2010.....	XXX	XXX	XXX	XXX	XXX	XXX	XXX				
10. 2011.....	XXX	XXX	XXX	XXX	XXX	XXX	XXX	XXX			
11. 2012.....	XXX	XXX	XXX	XXX	XXX	XXX	XXX	XXX	XXX		
12. Totals.....	XXX	XXX	XXX	XXX	XXX	XXX	XXX	XXX	XXX	XXX	
13. Earned Premiums (Sch P-Pt. 1)											XXX

Schedule P - Part 6N- Reinsurance A - Nonproportional Assumed Property - Section 1

N O N E

Schedule P - Part 6N- Reinsurance A - Nonproportional Assumed Property - Section 2

N O N E

Schedule P - Part 6O - Reinsurance B - Nonproportional Liability - Section 1

N O N E

Schedule P - Part 6O - Reinsurance B - Nonproportional Assumed Liability - Section 2

N O N E

Schedule P - Part 6R - Products Liability - Occurrence - Section 1A

N O N E

Schedule P - Part 6R - Products Liability - Occurrence - Section 2A

N O N E

Schedule P - Part 6R - Products Liability - Claims-Made - Section 1B

N O N E

Schedule P - Part 6R - Products Liability - Claims-Made - Section 2B

N O N E

ANNUAL STATEMENT FOR THE YEAR 2012 OF THE American Modern Home Insurance Co.
SCHEDULE P - PART 7A - PRIMARY LOSS SENSITIVE CONTRACTS (\$000 OMITTED)

SECTION 1

Schedule P - Part 1	1 Total Net Losses and Expenses Unpaid	2 Net Losses and Expenses Unpaid on Loss Sensitive Contracts	3 Loss Sensitive as Percentage of Total	4 Total Net Premiums Written	5 Net Premiums Written on Loss Sensitive Contracts	6 Loss Sensitive as Percentage of Total
1. Homeowners/Farmowners	14,215	0	0.0	75,907	0	0.0
2. Private Passenger Auto Liability/ Medical	9,370	0	0.0	11,796	0	0.0
3. Commercial Auto/Truck Liability/ Medical	1,866	0	0.0	2,546	0	0.0
4. Workers' Compensation	0	0	0.0	0	0	0.0
5. Commercial Multiple Peril	823	0	0.0	3,749	0	0.0
6. Medical Professional Liability - Occurrence	0	0	0.0	0	0	0.0
7. Medical Professional Liability - Claims - Made	0	0	0.0	0	0	0.0
8. Special Liability	2,566	0	0.0	5,598	0	0.0
9. Other Liability - Occurrence	17,874	0	0.0	19,624	0	0.0
10. Other Liability - Claims-Made	0	0	0.0	0	0	0.0
11. Special Property	27,237	0	0.0	206,778	0	0.0
12. Auto Physical Damage	4,196	0	0.0	35,446	0	0.0
13. Fidelity/Surety	(23)	0	0.0	106	0	0.0
14. Other	0	0	0.0	14	0	0.0
15. International	0	0	0.0	0	0	0.0
16. Reinsurance - Nonproportional Assumed Property	XXX	XXX	XXX	XXX	XXX	XXX
17. Reinsurance - Nonproportional Assumed Liability	XXX	XXX	XXX	XXX	XXX	XXX
18. Reinsurance - Nonproportional Assumed Financial Lines	XXX	XXX	XXX	XXX	XXX	XXX
19. Products Liability - Occurrence	0	0	0.0	0	0	0.0
20. Products Liability - Claims-Made	0	0	0.0	0	0	0.0
21. Financial Guaranty/Mortgage Guaranty	0	0	0.0	0	0	0.0
22. Warranty	110	0	0.0	118	0	0.0
23. Totals	78,234	0	0.0	361,683	0	0.0

SECTION 2

Years in Which Policies Were Issued	INCURRED LOSSES AND DEFENSE AND COST CONTAINMENT EXPENSES REPORTED AT YEAR END (\$000 OMITTED)									
	1	2	3	4	5	6	7	8	9	10
	2003	2004	2005	2006	2007	2008	2009	2010	2011	2012
1. Prior.....										
2. 2003.....										
3. 2004.....	XXX									
4. 2005.....	XXX	XXX								
5. 2006.....	XXX	XXX	XXX							
6. 2007.....	XXX	XXX	XXX	XXX						
7. 2008.....	XXX	XXX	XXX	XXX	XXX					
8. 2009.....	XXX	XXX	XXX	XXX	XXX	XXX				
9. 2010.....	XXX	XXX	XXX	XXX	XXX	XXX	XXX			
10. 2011.....	XXX	XXX	XXX	XXX	XXX	XXX	XXX	XXX		
11. 2012.....	XXX	XXX	XXX	XXX	XXX	XXX	XXX	XXX	XXX	

SECTION 3

Years in Which Policies Were Issued	BULK AND INCURRED BUT NOT REPORTED RESERVES FOR LOSSES AND DEFENSE AND COST CONTAINMENT EXPENSES AT YEAR END (\$000 OMITTED)									
	1	2	3	4	5	6	7	8	9	10
	2003	2004	2005	2006	2007	2008	2009	2010	2011	2012
1. Prior.....										
2. 2003.....										
3. 2004.....	XXX									
4. 2005.....	XXX	XXX								
5. 2006.....	XXX	XXX	XXX							
6. 2007.....	XXX	XXX	XXX	XXX						
7. 2008.....	XXX	XXX	XXX	XXX	XXX					
8. 2009.....	XXX	XXX	XXX	XXX	XXX	XXX				
9. 2010.....	XXX	XXX	XXX	XXX	XXX	XXX	XXX			
10. 2011.....	XXX	XXX	XXX	XXX	XXX	XXX	XXX	XXX		
11. 2012.....	XXX	XXX	XXX	XXX	XXX	XXX	XXX	XXX	XXX	

Schedule P - Part 7A - Section 4 - Primary Loss Sensitive Contracts

N O N E

Schedule P - Part 7A - Section 5 - Primary Loss Sensitive Contracts

N O N E

ANNUAL STATEMENT FOR THE YEAR 2012 OF THE American Modern Home Insurance Co.
SCHEDULE P - PART 7B - REINSURANCE LOSS SENSITIVE CONTRACTS (\$000 OMITTED)

SECTION 1

Schedule P - Part 1	1 Total Net Losses and Expenses Unpaid	2 Net Losses and Expenses Unpaid on Loss Sensitive Contracts	3 Loss Sensitive as Percentage of Total	4 Total Net Premiums Written	5 Net Premiums Written on Loss Sensitive Contracts	6 Loss Sensitive as Percentage of Total
1. Homeowners/Farmowners	14,215	0	0.0	75,907	0	0.0
2. Private Passenger Auto Liability/Medical	9,370	0	0.0	11,796	0	0.0
3. Commercial Auto/Truck Liability/Medical	1,866	0	0.0	2,546	0	0.0
4. Workers' Compensation	0	0	0.0	0	0	0.0
5. Commercial Multiple Peril	823	0	0.0	3,749	0	0.0
6. Medical Professional Liability - Occurrence	0	0	0.0	0	0	0.0
7. Medical Professional Liability - Claims - Made	0	0	0.0	0	0	0.0
8. Special Liability	2,566	0	0.0	5,598	0	0.0
9. Other Liability - Occurrence	17,874	0	0.0	19,624	0	0.0
10. Other Liability - Claims-Made	0	0	0.0	0	0	0.0
11. Special Property	27,237	0	0.0	206,778	0	0.0
12. Auto Physical Damage	4,196	0	0.0	35,446	0	0.0
13. Fidelity/Surety	(23)	0	0.0	106	0	0.0
14. Other	0	0	0.0	14	0	0.0
15. International	0	0	0.0	0	0	0.0
16. Reinsurance - Nonproportional Assumed Property	0	0	0.0	0	0	0.0
17. Reinsurance - Nonproportional Assumed Liability	0	0	0.0	0	0	0.0
18. Reinsurance - Nonproportional Assumed Financial Lines	0	0	0.0	0	0	0.0
19. Products Liability - Occurrence	0	0	0.0	0	0	0.0
20. Products Liability - Claims-Made	0	0	0.0	0	0	0.0
21. Financial Guaranty/Mortgage Guaranty	0	0	0.0	0	0	0.0
22. Warranty	110	0	0.0	118	0	0.0
23. Totals	78,234	0	0.0	361,683	0	0.0

SECTION 2

Years in Which Policies Were Issued	INCURRED LOSSES AND DEFENSE AND COST CONTAINMENT EXPENSES REPORTED AT YEAR END (\$000 OMITTED)									
	1 2003	2 2004	3 2005	4 2006	5 2007	6 2008	7 2009	8 2010	9 2011	10 2012
1. Prior										
2. 2003										
3. 2004	XXX									
4. 2005	XXX	XXX								
5. 2006	XXX	XXX	XX							
6. 2007	XXX	XXX	XX	XX						
7. 2008	XXX	XXX	XX	XXX	XXX					
8. 2009	XXX	XXX	XXX	XXX	XXX	XXX				
9. 2010	XXX	XXX	XXX	XXX	XXX	XXX	XXX			
10. 2011	XXX	XXX	XXX	XXX	XXX	XXX	XXX	XXX		
11. 2012	XXX	XXX	XXX	XXX	XXX	XXX	XXX	XXX	XXX	

SECTION 3

Years in Which Policies Were Issued	BULK AND INCURRED BUT NOT REPORTED RESERVES FOR LOSSES AND DEFENSE AND COST CONTAINMENT EXPENSES AT YEAR END (\$000 OMITTED)									
	1 2003	2 2004	3 2005	4 2006	5 2007	6 2008	7 2009	8 2010	9 2011	10 2012
1. Prior										
2. 2003										
3. 2004	XXX									
4. 2005	XXX	XXX								
5. 2006	XXX	XXX	XX							
6. 2007	XXX	XXX	XX	XX						
7. 2008	XXX	XXX	XX	XXX	XXX					
8. 2009	XXX	XXX	XXX	XXX	XXX	XXX				
9. 2010	XXX	XXX	XXX	XXX	XXX	XXX	XXX			
10. 2011	XXX	XXX	XXX	XXX	XXX	XXX	XXX	XXX		
11. 2012	XXX	XXX	XXX	XXX	XXX	XXX	XXX	XXX	XXX	

Schedule P - Part 7B - Section 4 - Reinsurance Loss Sensitive Contracts

N O N E

Schedule P - Part 7B - Section 5 - Reinsurance Loss Sensitive Contracts

N O N E

Schedule P - Part 7B - Section 6 - Reinsurance Loss Sensitive Contracts

N O N E

Schedule P - Part 7B - Section 7 - Reinsurance Loss Sensitive Contracts

N O N E

SCHEDULE P INTERROGATORIES

1. The following questions relate to yet-to-be-issued Extended Reporting Endorsements (EREs) arising from Death, Disability, or Retirement (DDR) provisions in Medical Professional Liability Claims Made insurance policies. EREs provided for reasons other than DDR are not to be included.
- 1.1 Does the company issue Medical Professional Liability Claims Made insurance policies that provide tail (also known as an extended reporting endorsement, or "ERE") benefits in the event of Death, Disability, or Retirement (DDR) at a reduced charge or at no additional cost? Yes [] No [X]
 If the answer to question 1.1 is "no", leave the following questions blank. If the answer to question 1.1 is "yes", please answer the following questions:
- 1.2 What is the total amount of the reserve for that provision (DDR Reserve), as reported, explicitly or not, elsewhere in this statement (in dollars)? \$ 0
- 1.3 Does the company report any DDR reserve as Unearned Premium Reserve per SSAP #65? Yes [] No [X]
- 1.4 Does the company report any DDR reserve as loss or loss adjustment expense reserve? Yes [] No [X]
- 1.5 If the company reports DDR reserve as Unearned Premium Reserve, does that amount match the figure on the Underwriting and Investment Exhibit, Part 1A – Recapitulation of all Premiums (Page 7) Column 2, Lines 11.1 plus 11.2? Yes [] No [] N/A [X]
- 1.6 If the company reports DDR reserve as loss or loss adjustment expense reserve, please complete the following table corresponding to where these reserves are reported in Schedule P:

Years in Which Premiums Were Earned and Losses Were Incurred		DDR Reserve Included in Schedule P, Part 1F, Medical Professional Liability Column 24: Total Net Losses and Expenses Unpaid	
		1 Section 1: Occurrence	2 Section 2: Claims-Made
1.601	Prior	0	0
1.602	2003	0	0
1.603	2004	0	0
1.604	2005	0	0
1.605	2006	0	0
1.606	2007	0	0
1.607	2008	0	0
1.608	2009	0	0
1.609	2010	0	0
1.610	2011	0	0
1.611	2012	0	0
1.612	Totals	0	0

2. The definition of allocated loss adjustment expenses (ALAE) and, therefore, unallocated loss adjustment expenses (ULAE) was changed effective January 1, 1998. This change in definition applies to both paid and unpaid expenses. Are these expenses (now reported as "Defense and Cost Containment" and "Adjusting and Other") reported in compliance with these definitions in this statement? Yes [X] No []
3. The Adjusting and Other expense payments and reserves should be allocated to the years in which the losses were incurred based on the number of claims reported, closed and outstanding in those years. When allocating Adjusting and Other expense between companies in a group or a pool, the Adjusting and Other expense should be allocated in the same percentage used for the loss amounts and the claim counts. For reinsurers, Adjusting and Other expense assumed should be reported according to the reinsurance contract. For Adjusting and Other expense incurred by reinsurers, or in those situations where suitable claim count information is not available, Adjusting and Other expense should be allocated by a reasonable method determined by the company and described in Interrogatory 7, below. Are they so reported in this Statement? Yes [X] No []
4. Do any lines in Schedule P include reserves that are reported gross of any discount to present value of future payments, and that are reported net of such discounts on Page 10? Yes [] No [X]

If yes, proper disclosure must be made in the Notes to Financial Statements, as specified in the Instructions. Also, the discounts must be reported in Schedule P - Part 1, Columns 32 and 33. Schedule P must be completed gross of non-tabular discounting. Work papers relating to discount calculations must be available for examination upon request.
 Discounting is allowed only if expressly permitted by the state insurance department to which this Annual Statement is being filed.

5. What were the net premiums in force at the end of the year for:
 (in thousands of dollars)
- | | |
|--------------------|----|
| 5.1 Fidelity | 0 |
| 5.2 Surety | 84 |

6. Claim count information is reported per claim or per claimant (Indicate which) per claim
 If not the same in all years, explain in Interrogatory 7.
- 7.1 The information provided in Schedule P will be used by many persons to estimate the adequacy of the current loss and expense reserves, among other things. Are there any especially significant events, coverage, retention or accounting changes that have occurred that must be considered when making such analyses? Yes [] No [X]
- 7.2 (An extended statement may be attached.)

SCHEDULE T - PART 2
INTERSTATE COMPACT - EXHIBIT OF PREMIUMS WRITTEN

Allocated by States and Territories

States, Etc.	Direct Business Only					Totals
	1 Life (Group and Individual)	2 Annuities (Group and Individual)	3 Disability Income (Group and Individual)	4 Long-Term Care (Group and Individual)	5 Deposit-Type Contracts	
1. Alabama	AL					
2. Alaska	AK					
3. Arizona	AZ					
4. Arkansas	AR					
5. California	CA					
6. Colorado	CO					
7. Connecticut	CT					
8. Delaware	DE					
9. District of Columbia	DC					
10. Florida	FL					
11. Georgia	GA					
12. Hawaii	HI					
13. Idaho	ID					
14. Illinois	IL					
15. Indiana	IN					
16. Iowa	IA					
17. Kansas	KS					
18. Kentucky	KY					
19. Louisiana	LA					
20. Maine	ME					
21. Maryland	MD					
22. Massachusetts	MA					
23. Michigan	MI					
24. Minnesota	MN					
25. Mississippi	MS					
26. Missouri	MO					
27. Montana	MT					
28. Nebraska	NE					
29. Nevada	NV					
30. New Hampshire	NH					
31. New Jersey	NJ					
32. New Mexico	NM					
33. New York	NY					
34. North Carolina	NC					
35. North Dakota	ND					
36. Ohio	OH					
37. Oklahoma	OK					
38. Oregon	OR					
39. Pennsylvania	PA					
40. Rhode Island	RI					
41. South Carolina	SC					
42. South Dakota	SD					
43. Tennessee	TN					
44. Texas	TX					
45. Utah	UT					
46. Vermont	VT					
47. Virginia	VA					
48. Washington	WA					
49. West Virginia	WV					
50. Wisconsin	WI					
51. Wyoming	WY					
52. American Samoa	AS					
53. Guam	GU					
54. Puerto Rico	PR					
55. U.S. Virgin Islands	VI					
56. Northern Mariana Islands	MP					
57. Canada	CAN					
58. Aggregate Other Alien	OT					
59. Total						

NONE

ANNUAL STATEMENT FOR THE YEAR 2012 OF THE American Modern Home Insurance Co.

SCHEDULE Y
PART 1A - DETAIL OF INSURANCE HOLDING COMPANY SYSTEM

1	2	3	4	5	6	7	8	9	10	11	12	13	14	15
Group Code	Group Name	NAIC Company Code	Federal ID Number	Federal RSSD	CIK	Name of Securities Exchange if Publicly Traded (U.S. or International)	Names of Parent, Subsidiaries Or Affiliates	Domiciliary Location	Relationship to Reporting Entity	Directly Controlled by (Name of Entity/Person)	Type of Control (Ownership, Board, Management, Attorney-in-Fact, Influence, Other)	If Control is Ownership Provide Percentage	Ultimate Controlling Entity(ies)/Person(s)	*
			AA-1340165	1575831	0001021268	DE	Munchener Ruckversicherung AG, Munchen	DEU				0.000		
							40, Rue Courcelles SAS, Paris	FRA	NIA	Munchener Ruckversicherung AG, Munchen	Ownership	100.000	Munchener Ruckversicherung AG	
							ADB ERGO Lietuva, Vilnius	LTU	IA	ERGO Kindlustuse AS, Tallinn	Ownership	100.000	Munchener Ruckversicherung AG	
							Adelfa Servicios a Instalaciones Fotovoltaicas, S.L., Santa Cruz de Tenerife	ESP	NIA	MR RENT-Investment GmbH, Munchen	Ownership	100.000	Munchener Ruckversicherung AG	
							AEVG 2004 GmbH, Frankfurt	DEU	NIA	ERGO Versicherungsgruppe AG, Dusseldorf	Other	0.000	Munchener Ruckversicherung AG	
							aktiva Vermittlung von Versicherungen und Finanz-Dienstleistungen GmbH, Koln	DEU	NIA	DKV Deutsche Krankenversicherung Aktiengesellschaft, Koln	Ownership	100.000	Munchener Ruckversicherung AG	
							ALICE GmbH, Dusseldorf	DEU	NIA	ERGO Neunte Beteiligungsgesellschaft mbH, Dusseldorf	Ownership	100.000	Munchener Ruckversicherung AG	
							almeda GmbH, Munchen	DEU	NIA	ERGO Versicherungsgruppe AG, Dusseldorf	Ownership	100.000	Munchener Ruckversicherung AG	
							almeda Versicherungs-Aktiengesellschaft, Munchen	DEU	IA	ERGO Versicherungsgruppe AG, Dusseldorf	Ownership	100.000	Munchener Ruckversicherung AG	
							American Alternative Insurance Corporation	DE	IA	ERGO Versicherungsgruppe AG, Dusseldorf	Ownership	100.000	Munchener Ruckversicherung AG	
0361	Munich RE Group	19720	52-2048110				American Family Home Insurance Co.	FL	IA	Munich Re America Corporation, Wilmington, Delaware	Ownership	100.000	Munchener Ruckversicherung AG	
0361	Munich RE Group	23450	31-0711074				American Modern Insurance Group, Inc., Amelia, Ohio	OH	IA	American Modern Insurance Group, Inc., Amelia, Ohio	Ownership	100.000	Munchener Ruckversicherung AG	
0361	Munich RE Group	23469	31-0715697				American Modern Home Insurance Co.	OH	IA	American Modern Insurance Group, Inc., Amelia, Ohio	Ownership	100.000	Munchener Ruckversicherung AG	
							American Modern Home Service Co.	OH	NIA	American Modern Insurance Group, Inc., Amelia, Ohio	Ownership	100.000	Munchener Ruckversicherung AG	
0361	Munich RE Group	12314	20-2769607				American Modern Insurance Co. of Florida, Inc.	FL	IA	American Southern Home Insurance Company, Jacksonville, Florida	Ownership	100.000	Munchener Ruckversicherung AG	
							American Modern Insurance Group, Inc.	OH	NIA	Midland-Guardian Co., Amelia, Ohio	Ownership	100.000	Munchener Ruckversicherung AG	
0361	Munich RE Group	42005	31-1056196				American Modern Lloyd's Insurance Co.	TX	IA	American Modern Home Insurance Company, Amelia, Ohio	Ownership	100.000	Munchener Ruckversicherung AG	
0361	Munich RE Group	38652	38-2342976				American Modern Select Insurance Co.	OH	IA	American Modern Home Insurance Company, Amelia, Ohio	Ownership	100.000	Munchener Ruckversicherung AG	
0361	Munich RE Group	12489	20-3901790				American Modern Surplus Lines Insurance Co.	OH	IA	American Family Home Insurance Company, Jacksonville, Florida	Ownership	100.000	Munchener Ruckversicherung AG	
0361	Munich RE Group	41998	59-2236254				American Southern Home Insurance Co.	FL	IA	American Modern Home Insurance Company, Amelia, Ohio	Ownership	100.000	Munchener Ruckversicherung AG	
0361	Munich RE Group	35912	31-0920414				American Western Home Insurance Co.	OK	IA	American Modern Home Insurance Company, Amelia, Ohio	Ownership	100.000	Munchener Ruckversicherung AG	
							Amicus Legal Ltd., Bristol	GBR	NIA	DAS UK Holdings Limited, Bristol	Ownership	100.000	Munchener Ruckversicherung AG	
0361	Munich RE Group	97551	74-2253621				Arkansas Life Insurance Co.	AZ	IA	Hyneman Life Corporation, Jonesboro, Arkansas	Ownership	100.000	Munchener Ruckversicherung AG	
							avanturo GmbH, Dusseldorf	DEU	NIA	ERGO Versicherungsgruppe AG, Dusseldorf	Ownership	100.000	Munchener Ruckversicherung AG	
							B&C International Insurance, Hamilton, Bermuda	BMU	IA	Bell & Clements (Bermuda) Ltd., Hamilton, Bermuda	Ownership	100.000	Munchener Ruckversicherung AG	
							Bagmoor Holdings Limited, London	GBR	NIA	MR RENT UK Investment Limited, London	Ownership	100.000	Munchener Ruckversicherung AG	
							Bagmoor Wind Limited, Bristol	GBR	NIA	Bagmoor Holdings Limited, London	Ownership	100.000	Munchener Ruckversicherung AG	
							Bank Austria Creditanstalt Versicherung AG, Wien	AUT	IA	ERGO Austria International AG, Wien	Ownership	90.000	Munchener Ruckversicherung AG	
							Beaufort Dedicated No.1 Ltd, London	GBR	IA	MSP Underwriting Ltd., London	Ownership	100.000	Munchener Ruckversicherung AG	
							Beaufort Dedicated No.2 Ltd, London	GBR	IA	MSP Underwriting Ltd., London	Ownership	100.000	Munchener Ruckversicherung AG	
							Beaufort Dedicated No.5 Ltd., London	GBR	IA	MSP Underwriting Ltd., London	Ownership	100.000	Munchener Ruckversicherung AG	
							Beaufort Underwriting Agency Limited, London	GBR	NIA	MSP Underwriting Ltd., London	Ownership	100.000	Munchener Ruckversicherung AG	

ANNUAL STATEMENT FOR THE YEAR 2012 OF THE American Modern Home Insurance Co.

SCHEDULE Y
PART 1A - DETAIL OF INSURANCE HOLDING COMPANY SYSTEM

1	2	3	4	5	6	7	8	9	10	11	12	13	14	15
Group Code	Group Name	NAIC Company Code	Federal ID Number	Federal RSSD	CIK	Name of Securities Exchange if Publicly Traded (U.S. or International)	Names of Parent, Subsidiaries Or Affiliates	Domiciliary Location	Relationship to Reporting Entity	Directly Controlled by (Name of Entity/Person)	Type of Control (Ownership, Board, Management, Attorney-in-Fact, Influence, Other)	If Control is Ownership Provide Percentage	Ultimate Controlling Entity(ies)/Person(s)	*
							Bell & Clements (Bermuda) Ltd., Hamilton, Bermuda	..BMUNIA	Munchener Ruckversicherung AG, Munchen Bell & Clements (Bermuda) Ltd., Hamilton, Bermuda	Ownership.....	..100.000	Munchener Ruckversicherung AG	
							Bell & Clements (London) Ltd, London	..GBRNIA	Bell & Clements (London) Ltd, London	Ownership.....	..100.000	Munchener Ruckversicherung AG	
							Bell & Clements (USA) Inc, Reston, Virginia	..USNIA	Bell & Clements (USA) Inc, Reston, Virginia	Ownership.....	..100.000	Munchener Ruckversicherung AG	
							Bell & Clements Inc, Reston, Virginia	..USNIA	Bell & Clements (London) Ltd, London	Ownership.....	..100.000	Munchener Ruckversicherung AG	
							Bell & Clements Ltd, London	..GBRNIA	Bell & Clements (USA) Inc, Reston, Virginia	Ownership.....	..100.000	Munchener Ruckversicherung AG	
							Bos Incasso B.V., Groningen	..NLDNIA	DAS Legal Finance B.V., Amsterdam	Ownership.....	..89.800	Munchener Ruckversicherung AG	
							CAPITAL PLAZA Holding GmbH & Co. Singapur KG, Dusseldorf	..DEUNIA	ERGO Versicherungsgruppe AG, Dusseldorf	Ownership.....	..70.000	Munchener Ruckversicherung AG	
							CAPITAL PLAZA Holding GmbH & Co. Singapur KG, Dusseldorf	..DEUNIA	ERGO Lebensversicherung Aktiengesellschaft, Hamburg	Ownership.....	..20.000	Munchener Ruckversicherung AG	
							CAPITAL PLAZA Holding GmbH & Co. Singapur KG, Dusseldorf	..DEUNIA	DKV Deutsche Krankenversicherung Aktiengesellschaft, Koln	Ownership.....	..10.000	Munchener Ruckversicherung AG	
							CAPITAL PLAZA Holding GmbH & Co. Singapur KG, Dusseldorf	..DEUNIA	CAPITAL PLAZA Holding GmbH, Dusseldorf	Other.....	..0.000	Munchener Ruckversicherung AG	
..0361	Munich RE Group	..90840	71-0295644				Capitol Life & Accident Insurance Co.	..ARIA	American Modern Insurance Group, Inc., Amelia, Ohio	Ownership.....	..100.000	Munchener Ruckversicherung AG	
							CJSIC European Travel Insurance, Moskau	..RUSIA	EUROPAISCHE Reiseversicherung Aktiengesellschaft, Munchen	Ownership.....	..100.000	Munchener Ruckversicherung AG	
							Compagnie Européenne d'Assurances, Nanterre	..FRAIA	EUROPAISCHE Reiseversicherung Aktiengesellschaft, Munchen	Ownership.....	..100.000	Munchener Ruckversicherung AG	
							Compania Europea de Seguros S.A., Madrid	..ESPIA	EUROPAISCHE Reiseversicherung Aktiengesellschaft, Munchen	Ownership.....	..100.000	Munchener Ruckversicherung AG	
							D.A.S. Defensa del Automovilista y de Siniestros - Internacional, S.A. de Seguros y Reaseguros, Barcelona	..ESPIA	D.A.S. Deutscher Automobil Schutz Allgemeine Rechtsschutz-Versicherungs-Aktiengesellschaft, Munchen	Ownership.....	..100.000	Munchener Ruckversicherung AG	
							D.A.S. Deutscher Automobil Schutz Allgemeine Rechtsschutz-Versicherungs-Aktiengesellschaft, Munchen	..DEUIA	ERGO Versicherung Aktiengesellschaft, Dusseldorf	Ownership.....	..75.600	Munchener Ruckversicherung AG	
							D.A.S. Deutscher Automobil Schutz Allgemeine Rechtsschutz-Versicherungs-Aktiengesellschaft, Munchen	..DEUIA	ERGO Versicherungsgruppe AG, Dusseldorf	Ownership.....	..24.400	Munchener Ruckversicherung AG	
							D.A.S. HELLAS Allgemeine Rechtsschutz-Versicherungs-AG, Athen	..GRCIA	D.A.S. Deutscher Automobil Schutz Allgemeine Rechtsschutz-Versicherungs-Aktiengesellschaft, Munchen	Ownership.....	..100.000	Munchener Ruckversicherung AG	
							D.A.S. Jogvédelmi Biztosító Részvénytársaság, Budapest	..HUNIA	D.A.S. Deutscher Automobil Schutz Allgemeine Rechtsschutz-Versicherungs-Aktiengesellschaft, Munchen	Ownership.....	..100.000	Munchener Ruckversicherung AG	
							D.A.S. Luxemburg Allgemeine Rechtsschutz-Versicherung S.A., Strassen	..LUXIA	D.A.S. Deutscher Automobil Schutz Allgemeine Rechtsschutz-Versicherungs-Aktiengesellschaft, Munchen	Ownership.....	..100.000	Munchener Ruckversicherung AG	
							D.A.S. Oigusbakulude Kindlustuse AS, Tallinn	..ESTIA	D.A.S. Deutscher Automobil Schutz Allgemeine Rechtsschutz-Versicherungs-Aktiengesellschaft, Munchen	Ownership.....	..100.000	Munchener Ruckversicherung AG	
							D.A.S. Osterreichische Allgemeine Rechtsschutz-Versicherungs-Aktiengesellschaft, Wien	..AUTIA	D.A.S. Deutscher Automobil Schutz Allgemeine Rechtsschutz-Versicherungs-Aktiengesellschaft, Munchen	Ownership.....	..100.000	Munchener Ruckversicherung AG	

ANNUAL STATEMENT FOR THE YEAR 2012 OF THE American Modern Home Insurance Co.

SCHEDULE Y

PART 1A - DETAIL OF INSURANCE HOLDING COMPANY SYSTEM

1	2	3	4	5	6	7	8	9	10	11	12	13	14	15
Group Code	Group Name	NAIC Company Code	Federal ID Number	Federal RSSD	CIK	Name of Securities Exchange if Publicly Traded (U.S. or International)	Names of Parent, Subsidiaries Or Affiliates	Domiciliary Location	Relationship to Reporting Entity	Directly Controlled by (Name of Entity/Person)	Type of Control (Ownership, Board, Management, Attorney-in-Fact, Influence, Other)	If Control is Ownership Provide Percentage	Ultimate Controlling Entity(ies)/Person(s)	*
							D.A.S. poisťovna právnej ochrany, a.s., Bratislava	.SVK	IA	D.A.S. Deutscher Automobil Schutz Allgemeine Rechtsschutz-Versicherungs-Aktiengesellschaft, Munchen	Ownership	100.000	Munchener Ruckversicherung AG	
							D.A.S. pojišťovna právní ochrany, a.s., Prag	.CZE	IA	D.A.S. Deutscher Automobil Schutz Allgemeine Rechtsschutz-Versicherungs-Aktiengesellschaft, Munchen	Ownership	100.000	Munchener Ruckversicherung AG	
							D.A.S. Société anonyme belge d'assurances de Protection Juridique, Brussel	.BEL	IA	D.A.S. Deutscher Automobil Schutz Allgemeine Rechtsschutz-Versicherungs-Aktiengesellschaft, Munchen	Ownership	100.000	Munchener Ruckversicherung AG	
							D.A.S. Towarzystwo Ubezpieczen Ochrony Prawnej S.A., Warszawa	.POL	IA	D.A.S. Deutscher Automobil Schutz Allgemeine Rechtsschutz-Versicherungs-Aktiengesellschaft, Munchen	Ownership	100.000	Munchener Ruckversicherung AG	
							Daman Health Insurance - Qatar LLC, Doha, Qatar	.QAT	IA	Munich Health Daman Holding Ltd., Abu Dhabi	Ownership	100.000	Munchener Ruckversicherung AG	
							DAS Assistance Limited, Bristol	.GBR	NIA	DAS UK Holdings Limited, Bristol	Ownership	100.000	Munchener Ruckversicherung AG	
							DAS Holding N.V., Amsterdam	.NLD	NIA	D.A.S. Deutscher Automobil Schutz Allgemeine Rechtsschutz-Versicherungs-Aktiengesellschaft, Munchen	Ownership	50.000	Munchener Ruckversicherung AG	
							DAS Holding N.V., Amsterdam	.NLD	NIA	Stichting Aandelen Beheer D.A.S. Holding, Amsterdam	Ownership	1.000	Munchener Ruckversicherung AG	
							DAS Legal Expenses Insurance Co., Ltd., Seoul	.KOR	IA	D.A.S. Deutscher Automobil Schutz Allgemeine Rechtsschutz-Versicherungs-Aktiengesellschaft, Munchen	Ownership	100.000	Munchener Ruckversicherung AG	
							DAS Legal Expenses Insurance Company Limited, Bristol	.GBR	IA	DAS UK Holdings Limited, Bristol	Ownership	100.000	Munchener Ruckversicherung AG	
							DAS Legal Finance B.V., Amsterdam	.NLD	NIA	DAS Holding N.V., Amsterdam	Ownership	100.000	Munchener Ruckversicherung AG	
							DAS Legal Protection Insurance Company Ltd., Toronto	.CAN	IA	DAS UK Holdings Limited, Bristol	Ownership	51.000	Munchener Ruckversicherung AG	
							DAS Legal Protection Insurance Company Ltd., Toronto	.CAN	IA	D.A.S. Deutscher Automobil Schutz Allgemeine Rechtsschutz-Versicherungs-Aktiengesellschaft, Munchen	Ownership	49.000	Munchener Ruckversicherung AG	
							DAS LEGAL SERVICES LIMITED, Bristol	.GBR	NIA	DAS UK Holdings Limited, Bristol	Ownership	100.000	Munchener Ruckversicherung AG	
							DAS Nederlandse Rechtsbijstand Verzekeringmaatschappij N.V., Amsterdam	.NLD	IA	DAS Holding N.V., Amsterdam	Ownership	100.000	Munchener Ruckversicherung AG	
							DAS Rechtsschutz-Versicherungs-AG, Luzern	.CHE	IA	D.A.S. Deutscher Automobil Schutz Allgemeine Rechtsschutz-Versicherungs-Aktiengesellschaft, Munchen	Ownership	100.000	Munchener Ruckversicherung AG	
							DAS Services Limited, Bristol	.GBR	NIA	DAS UK Holdings Limited, Bristol	Ownership	100.000	Munchener Ruckversicherung AG	
							DAS Support B.V., Amsterdam	.NLD	NIA	DAS Holding N.V., Amsterdam	Ownership	100.000	Munchener Ruckversicherung AG	
							DAS UK Holdings Limited, Bristol	.GBR	NIA	D.A.S. Deutscher Automobil Schutz Allgemeine Rechtsschutz-Versicherungs-Aktiengesellschaft, Munchen	Ownership	100.000	Munchener Ruckversicherung AG	
							DKV BELGIUM S.A., Brussel	.BEL	IA	Munich Health Alpha GmbH, Munchen	Ownership	100.000	Munchener Ruckversicherung AG	
							DKV BELGIUM S.A., Brussel	.BEL	IA	Munich Health Holding AG, Munchen	Ownership	0.000	Munchener Ruckversicherung AG	
			98-0681814				DKV Deutsche Krankenversicherung Aktiengesellschaft, Koln	.DEU	IA	ERGO Versicherungsgruppe AG, Dusseldorf	Ownership	100.000	Munchener Ruckversicherung AG	
							DKV Globality S.A., Luxembourg	.LUX	IA	Munich Health Holding AG, Munchen	Ownership	100.000	Munchener Ruckversicherung AG	
							DKV Luxembourg S.A., Luxemburg	.LUX	IA	Munich Health Holding AG, Munchen	Ownership	75.000	Munchener Ruckversicherung AG	
							DKV Pflagedienste & Residenzen GmbH, Koln	.DEU	NIA	DKV Deutsche Krankenversicherung Aktiengesellschaft, Koln	Ownership	100.000	Munchener Ruckversicherung AG	

SCHEDULE Y
PART 1A - DETAIL OF INSURANCE HOLDING COMPANY SYSTEM

1	2	3	4	5	6	7	8	9	10	11	12	13	14	15
Group Code	Group Name	NAIC Company Code	Federal ID Number	Federal RSSD	CIK	Name of Securities Exchange if Publicly Traded (U.S. or International)	Names of Parent, Subsidiaries Or Affiliates	Domiciliary Location	Relationship to Reporting Entity	Directly Controlled by (Name of Entity/Person)	Type of Control (Ownership, Board, Management, Attorney-in-Fact, Influence, Other)	If Control is Ownership Provide Percentage	Ultimate Controlling Entity(ies)/Person(s)	*
			06-1413773				DKV Seguros y Reaseguros, Sociedad Anónima Española, Saragossa	ESP	IA	Munich Health Holding AG, Munchen The Hartford Steam Boiler Inspection and Insurance Company, Hartford, Connecticut	Ownership	100.000	Munchener Ruckversicherung AG	
							EIG, Co. Einzelanlage Hohenseefeld GmbH & Co KG, Bremen	DE	NIA		Ownership	100.000	Munchener Ruckversicherung AG	
							ERGO ASIGURARI DE VIATA SA, Bukarest	ROU	IA	MR RENT-Investment GmbH, Munchen ERGO Austria International AG, Wien	Ownership	100.000	Munchener Ruckversicherung AG	
							ERGO ASIGURARI DE VIATA SA, Bukarest	ROU	IA	ERGO International Aktiengesellschaft, Dusseldorf	Ownership	100.000	Munchener Ruckversicherung AG	
							ERGO Assicurazioni S.p.A., Mailand	JTA	IA	ERGO Italia S.p.A., Mailand	Ownership	0.000	Munchener Ruckversicherung AG	
							ERGO Austria International AG, Wien	AUT	NIA	ERGO International Aktiengesellschaft, Dusseldorf	Ownership	100.000	Munchener Ruckversicherung AG	
							ERGO DIREKT Krankenversicherung AG, Furth	DEU	IA	ERGO Versicherungsgruppe AG, Dusseldorf	Ownership	100.000	Munchener Ruckversicherung AG	
							ERGO DIREKT Lebensversicherung AG, Furth	DEU	IA	ERGO Versicherungsgruppe AG, Dusseldorf	Ownership	100.000	Munchener Ruckversicherung AG	
							ERGO Direkt Lebensversicherung AG, Schwechat	AUT	IA	ERGO DIREKT Lebensversicherung AG, Furth	Ownership	100.000	Munchener Ruckversicherung AG	
							ERGO DIREKT Versicherung AG, Furth	DEU	IA	ERGO Versicherungsgruppe AG, Dusseldorf	Ownership	100.000	Munchener Ruckversicherung AG	
							ERGO Éléktbiztosító Zrt., Budapest	HUN	IA	ERGO Austria International AG, Wien	Ownership	100.000	Munchener Ruckversicherung AG	
							ERGO Elfte Beteiligungsgesellschaft mbH, Dusseldorf	DEU	NIA	ERGO Versicherungsgruppe AG, Dusseldorf	Ownership	100.000	Munchener Ruckversicherung AG	
							ERGO Emekliik ve Hayat A.S., Istanbul	TUR	IA	ERGO Grubu Holding A.S., Istanbul	Ownership	100.000	Munchener Ruckversicherung AG	
							ERGO Eurosolar GmbH & Co. KG, Nurnberg	DEU	NIA	DKV Deutsche Krankenversicherung Aktiengesellschaft, Koln	Ownership	50.000	Munchener Ruckversicherung AG	
							ERGO Eurosolar GmbH & Co. KG, Nurnberg	DEU	NIA	ERGO Insurance N.V., Brussel	Ownership	25.000	Munchener Ruckversicherung AG	
							ERGO Eurosolar GmbH & Co. KG, Nurnberg	DEU	NIA	Bank Austria Creditanstalt Versicherung AG, Wien	Ownership	25.000	Munchener Ruckversicherung AG	
							ERGO Eurosolar GmbH & Co. KG, Nurnberg	DEU	NIA	welivit New Energy GmbH, Furth	Other	0.000	Munchener Ruckversicherung AG	
							ERGO Eurosolar S.a.s. di welivit Solar Italia S.r.l., Bozen	JTA	NIA	ERGO Eurosolar GmbH & Co. KG, Nurnberg	Ownership	100.000	Munchener Ruckversicherung AG	
							ERGO Eurosolar S.a.s. di welivit Solar Italia S.r.l., Bozen	JTA	NIA	Welivit Solar Italia s.r.l., Bozen	Ownership	0.000	Munchener Ruckversicherung AG	
							ERGO International Aktiengesellschaft, Dusseldorf	EST	NIA	ERGO International Aktiengesellschaft, Dusseldorf	Ownership	46.100	Munchener Ruckversicherung AG	
							ERGO Funds AS, Tallinn	EST	NIA	ERGO Life Insurance SE, Vilnius	Ownership	44.500	Munchener Ruckversicherung AG	
							ERGO Funds AS, Tallinn	EST	NIA	ERGO Kindlustuse AS, Tallinn	Ownership	9.400	Munchener Ruckversicherung AG	
							ERGO General Insurance Company S.A., Athen	GRC	IA	ERGO International Aktiengesellschaft, Dusseldorf	Ownership	100.000	Munchener Ruckversicherung AG	
							ERGO General Insurance Company S.A., Athen	GRC	IA	ERGO Life Insurance Company S.A., Thessaloniki	Ownership	0.000	Munchener Ruckversicherung AG	
							ERGO Generales Seguros y Reaseguros, S.A., Madrid	ESP	IA	DKV Seguros y Reaseguros, Sociedad Anónima Española, Saragossa	Ownership	100.000	Munchener Ruckversicherung AG	
							ERGO Grubu Holding A.S., Istanbul	TUR	NIA	ERGO International Aktiengesellschaft, Dusseldorf	Ownership	100.000	Munchener Ruckversicherung AG	
							ERGO Grundstücksverwaltung GbR, Dusseldorf	DEU	NIA	ERGO Versicherungs Aktiengesellschaft, Dusseldorf	Ownership	60.000	Munchener Ruckversicherung AG	
							ERGO Grundstücksverwaltung GbR, Dusseldorf	DEU	NIA	VICTORIA Lebensversicherung Aktiengesellschaft, Dusseldorf	Ownership	40.000	Munchener Ruckversicherung AG	
							ERGO Immobilien-GmbH 14.Victoria & Co. KG, Kreien	DEU	NIA	VICTORIA Lebensversicherung Aktiengesellschaft, Dusseldorf	Ownership	100.000	Munchener Ruckversicherung AG	

SCHEDULE Y
PART 1A - DETAIL OF INSURANCE HOLDING COMPANY SYSTEM

1	2	3	4	5	6	7	8	9	10	11	12	13	14	15
Group Code	Group Name	NAIC Company Code	Federal ID Number	Federal RSSD	CIK	Name of Securities Exchange if Publicly Traded (U.S. or International)	Names of Parent, Subsidiaries Or Affiliates	Domiciliary Location	Relationship to Reporting Entity	Directly Controlled by (Name of Entity/Person)	Type of Control (Ownership, Board, Management, Attorney-in-Fact, Influence, Other)	If Control is Ownership Provide Percentage	Ultimate Controlling Entity(ies)/Person(s)	*
							ERGO Immobilien-GmbH 14.Victoria & Co. KG, Kreien	.DEU	NIA	ERGO Immobilien-Verwaltungs-GmbH, Kreien	Other	0.000	Munchener Ruckversicherung AG	
							ERGO Immobilien-GmbH 5.Hamburg-Mannheimer & Co.KG, Kreien	.DEU	NIA	ERGO Lebensversicherung Aktiengesellschaft, Hamburg	Ownership	100.000	Munchener Ruckversicherung AG	
							ERGO Insurance N.V., Brussel	.BEL	IA	ERGO International Aktiengesellschaft, Dusseldorf	Ownership	100.000	Munchener Ruckversicherung AG	
							ERGO Insurance N.V., Brussel	.BEL	IA	ERGO Versicherungsgruppe AG, Dusseldorf	Ownership	0.000	Munchener Ruckversicherung AG	
							ERGO International Aktiengesellschaft, Dusseldorf	.DEU	NIA	ERGO Versicherungsgruppe AG, Dusseldorf	Ownership	100.000	Munchener Ruckversicherung AG	
							ERGO International Services GmbH, Dusseldorf	.DEU	NIA	ERGO Versicherungsgruppe AG, Dusseldorf	Ownership	100.000	Munchener Ruckversicherung AG	
							ERGO Invest SIA, Riga	.LVA	NIA	ERGO Life Insurance SE, Vilnius	Ownership	62.000	Munchener Ruckversicherung AG	
							ERGO Invest SIA, Riga	.LVA	NIA	ERGO Kindlustuse AS, Tallinn	Ownership	33.000	Munchener Ruckversicherung AG	
							ERGO Invest SIA, Riga	.LVA	NIA	ERGO Latvija Versicherung AG (ERGO Latvija Apdrošanas Akciju Sabiedriba), Riga	Ownership	5.000	Munchener Ruckversicherung AG	
							ERGO Italia Business Solutions S.c.r.l., Mailand	.ITA	NIA	ERGO Italia S.p.A., Mailand	Ownership	93.300	Munchener Ruckversicherung AG	
							ERGO Italia Business Solutions S.c.r.l., Mailand	.ITA	NIA	ERGO Assicurazioni S.p.A., Mailand	Ownership	4.400	Munchener Ruckversicherung AG	
							ERGO Italia Business Solutions S.c.r.l., Mailand	.ITA	NIA	ERGO Previdenza S.p.A., Mailand	Ownership	1.800	Munchener Ruckversicherung AG	
							ERGO Italia Business Solutions S.c.r.l., Mailand	.ITA	NIA	ERGO Italia Direct Network s.r.l., Mailand	Ownership	0.500	Munchener Ruckversicherung AG	
							ERGO Italia Direct Network s.r.l., Mailand	.ITA	NIA	ERGO Italia S.p.A., Mailand	Ownership	100.000	Munchener Ruckversicherung AG	
							ERGO Italia S.p.A., Mailand	.ITA	NIA	ERGO International Aktiengesellschaft, Dusseldorf	Ownership	100.000	Munchener Ruckversicherung AG	
							ERGO Kindlustuse AS, Tallinn	.EST	IA	ERGO International Aktiengesellschaft, Dusseldorf	Ownership	100.000	Munchener Ruckversicherung AG	
							ERGO Latvija Versicherung AG (ERGO Latvija Apdrošanas Akciju Sabiedriba), Riga	.LVA	IA	ERGO Kindlustuse AS, Tallinn	Ownership	100.000	Munchener Ruckversicherung AG	
			52-2175110				ERGO Lebensversicherung Aktiengesellschaft, Hamburg	.DEU	IA	ERGO Versicherungsgruppe AG, Dusseldorf	Ownership	100.000	Munchener Ruckversicherung AG	
							ERGO Life Insurance Company S.A., Thessaloniki	.GRC	IA	ERGO International Aktiengesellschaft, Dusseldorf	Ownership	96.900	Munchener Ruckversicherung AG	
							ERGO Life Insurance Company S.A., Thessaloniki	.GRC	IA	ERGO General Insurance Company S.A., Athen	Ownership	3.100	Munchener Ruckversicherung AG	
							ERGO Life Insurance SE, Vilnius	.LTU	IA	ERGO International Aktiengesellschaft, Dusseldorf	Ownership	100.000	Munchener Ruckversicherung AG	
							ERGO Neunte Beteiligungsgesellschaft mbH, Dusseldorf	.DEU	NIA	ERGO Versicherungsgruppe AG, Dusseldorf	Ownership	100.000	Munchener Ruckversicherung AG	
							ERGO osiguranje d.d, Zagreb	.HRV	IA	ERGO Austria International AG, Wien	Ownership	75.200	Munchener Ruckversicherung AG	
							ERGO osiguranje d.d, Zagreb	.HRV	IA	ERGO Versicherung Aktiengesellschaft, Wien	Ownership	24.800	Munchener Ruckversicherung AG	
							ERGO Partners N.V., Brussel	.BEL	NIA	ERGO Insurance N.V., Brussel	Ownership	100.000	Munchener Ruckversicherung AG	
							ERGO Partners N.V., Brussel	.BEL	NIA	ERGO International Aktiengesellschaft, Dusseldorf	Ownership	0.000	Munchener Ruckversicherung AG	
							ERGO Pensionsfonds Aktiengesellschaft, Dusseldorf	.DEU	IA	ERGO Versicherungsgruppe AG, Dusseldorf	Ownership	100.000	Munchener Ruckversicherung AG	
			98-0680951				ERGO Pensionskasse AG, Dusseldorf	.DEU	IA	ERGO Versicherungsgruppe AG, Dusseldorf	Ownership	100.000	Munchener Ruckversicherung AG	

ANNUAL STATEMENT FOR THE YEAR 2012 OF THE American Modern Home Insurance Co.

SCHEDULE Y

PART 1A - DETAIL OF INSURANCE HOLDING COMPANY SYSTEM

1	2	3	4	5	6	7	8	9	10	11	12	13	14	15
Group Code	Group Name	NAIC Company Code	Federal ID Number	Federal RSSD	CIK	Name of Securities Exchange if Publicly Traded (U.S. or International)	Names of Parent, Subsidiaries Or Affiliates	Domiciliary Location	Relationship to Reporting Entity	Directly Controlled by (Name of Entity/Person)	Type of Control (Ownership, Board, Management, Attorney-in-Fact, Influence, Other)	If Control is Ownership Provide Percentage	Ultimate Controlling Entity(ies)/Person(s)	*
							ERGO pojišťovna, a.s., Prag	CZE	IA	ERGO Austria International AG, Wien	Ownership	75.900	Munchener Ruckversicherung AG	
							ERGO pojišťovna, a.s., Prag	CZE	IA	ERGO Versicherung Aktiengesellschaft, Wien	Ownership	24.100	Munchener Ruckversicherung AG	
							ERGO Previdenza S.p.A., Mailand	ITA	IA	ERGO Italia S.p.A., Mailand	Ownership	100.000	Munchener Ruckversicherung AG	
			98-0578962				ERGO Private Capital Gesundheit GmbH & Co. KG, Dusseldorf	DEU	NIA	DKV Deutsche Krankenversicherung Aktiengesellschaft, Koln	Ownership	100.000	Munchener Ruckversicherung AG	
			98-0578962				ERGO Private Capital Gesundheit GmbH & Co. KG, Dusseldorf	DEU	NIA	ERGO Private Capital GmbH, Dusseldorf	Other	0.000	Munchener Ruckversicherung AG	
			98-0567366				ERGO Private Capital Leben GmbH & Co. KG, Dusseldorf	DEU	NIA	ERGO Lebensversicherung Aktiengesellschaft, Hamburg	Ownership	72.000	Munchener Ruckversicherung AG	
			98-0567366				ERGO Private Capital Leben GmbH & Co. KG, Dusseldorf	DEU	NIA	VICTORIA Lebensversicherung Aktiengesellschaft, Dusseldorf	Ownership	23.500	Munchener Ruckversicherung AG	
			98-0567366				ERGO Private Capital Leben GmbH & Co. KG, Dusseldorf	DEU	NIA	ERGO Pensionskasse AG, Dusseldorf	Ownership	3.500	Munchener Ruckversicherung AG	
			98-0567366				ERGO Private Capital Leben GmbH & Co. KG, Dusseldorf	DEU	NIA	Hamburg-Mannheimer Pensionskasse AG, Hamburg	Ownership	1.000	Munchener Ruckversicherung AG	
			98-0567366				ERGO Private Capital Leben GmbH & Co. KG, Dusseldorf	DEU	NIA	ERGO Private Capital GmbH, Dusseldorf	Other	0.000	Munchener Ruckversicherung AG	
			98-0557021				ERGO Private Equity Gesundheit GmbH, Dusseldorf	DEU	NIA	DKV Deutsche Krankenversicherung Aktiengesellschaft, Koln	Ownership	100.000	Munchener Ruckversicherung AG	
			98-0557023				ERGO Private Equity Komposit GmbH, Dusseldorf	DEU	NIA	ERGO Versicherung Aktiengesellschaft, Dusseldorf	Ownership	80.000	Munchener Ruckversicherung AG	
			98-0557023				ERGO Private Equity Komposit GmbH, Dusseldorf	DEU	NIA	D.A.S. Deutscher Automobil Schutz Allgemeine Rechtsschutz-Versicherungs-Aktiengesellschaft, Munchen	Ownership	20.000	Munchener Ruckversicherung AG	
			98-0557024				ERGO Private Equity Leben GmbH, Dusseldorf	DEU	NIA	ERGO Lebensversicherung Aktiengesellschaft, Hamburg	Ownership	72.000	Munchener Ruckversicherung AG	
			98-0557024				ERGO Private Equity Leben GmbH, Dusseldorf	DEU	NIA	VICTORIA Lebensversicherung Aktiengesellschaft, Dusseldorf	Ownership	23.500	Munchener Ruckversicherung AG	
			98-0557024				ERGO Private Equity Leben GmbH, Dusseldorf	DEU	NIA	ERGO Pensionskasse AG, Dusseldorf	Ownership	3.500	Munchener Ruckversicherung AG	
			98-0557024				ERGO Private Equity Leben GmbH, Dusseldorf	DEU	NIA	Hamburg-Mannheimer Pensionskasse AG, Hamburg	Ownership	1.000	Munchener Ruckversicherung AG	
							ERGO RUSS Versicherung AG, St. Petersburg	RUS	IA	ERGO International Aktiengesellschaft, Dusseldorf	Ownership	95.500	Munchener Ruckversicherung AG	
							ERGO RUSS Versicherung AG, St. Petersburg	RUS	IA	Kapdom-Invest GmbH, Moskau	Ownership	4.500	Munchener Ruckversicherung AG	
							ERGO Shisn, Moskau	RUS	IA	ERGO International Aktiengesellschaft, Dusseldorf	Ownership	100.000	Munchener Ruckversicherung AG	
							ERGO SIGORTA A.S., Istanbul	TUR	IA	ERGO Grubu Holding A.S., Istanbul	Ownership	100.000	Munchener Ruckversicherung AG	
							ERGO Versicherung Aktiengesellschaft, Dusseldorf	DEU	IA	ERGO Versicherungsgruppe AG, Dusseldorf	Ownership	100.000	Munchener Ruckversicherung AG	
							ERGO Versicherung Aktiengesellschaft, Wien	AUT	IA	ERGO Austria International AG, Wien	Ownership	99.500	Munchener Ruckversicherung AG	
							ERGO Versicherung Aktiengesellschaft, Wien	AUT	IA	ERGO International Aktiengesellschaft, Dusseldorf	Ownership	0.500	Munchener Ruckversicherung AG	
							ERGO Versicherungsgruppe AG, Dusseldorf	DEU	NIA	Munchener Ruckversicherung AG, Munchen	Ownership	95.000	Munchener Ruckversicherung AG	
							ERGO Versicherungsgruppe AG, Dusseldorf	DEU	NIA	P.A.N. GmbH & Co. KG, Grunwald	Ownership	5.000	Munchener Ruckversicherung AG	
							ERGO Vida Seguros y Reaseguros, Sociedad Anónima, Saragossa	ESP	IA	DKV Seguros y Reaseguros, Sociedad Anónima Española, Saragossa	Ownership	100.000	Munchener Ruckversicherung AG	
							ERGO Zivljenjska zavarovalnica d. d., Ljubljana	SVN	IA	ERGO Austria International AG, Wien	Ownership	100.000	Munchener Ruckversicherung AG	

SCHEDULE Y
PART 1A - DETAIL OF INSURANCE HOLDING COMPANY SYSTEM

1	2	3	4	5	6	7	8	9	10	11	12	13	14	15
Group Code	Group Name	NAIC Company Code	Federal ID Number	Federal RSSD	CIK	Name of Securities Exchange if Publicly Traded (U.S. or International)	Names of Parent, Subsidiaries Or Affiliates	Domiciliary Location	Relationship to Reporting Entity	Directly Controlled by (Name of Entity/Person)	Type of Control (Ownership, Board, Management, Attorney-in-Fact, Influence, Other)	If Control is Ownership Provide Percentage	Ultimate Controlling Entity(ies)/Person(s)	*
							ERGO životná poisťovna, a. s., Bratislava	.SVK	IA	ERGO Austria International AG, Wien	Ownership	100.000	Munchener Ruckversicherung AG	
							ERGO Zivotno osiguranje d.d, Zagreb	.HRV	IA	ERGO Austria International AG, Wien	Ownership	75.200	Munchener Ruckversicherung AG	
							ERGO Zivotno osiguranje d.d, Zagreb	.HRV	IA	Wien	Ownership	24.800	Munchener Ruckversicherung AG	
							ERGO Zweite Beteiligungsgesellschaft mbH, Dusseldorf	.DEU	NIA	D.A.S. Deutscher Automobil Schutz Allgemeine Rechtsschutz-Versicherungs-Aktiengesellschaft, Munchen	Ownership	33.300	Munchener Ruckversicherung AG	
							ERGO Zweite Beteiligungsgesellschaft mbH, Dusseldorf	.DEU	NIA	ERGO Lebensversicherung Aktiengesellschaft, Hamburg	Ownership	33.300	Munchener Ruckversicherung AG	
							ERGO Zweite Beteiligungsgesellschaft mbH, Dusseldorf	.DEU	NIA	ERGO Versicherung Aktiengesellschaft, Dusseldorf	Ownership	33.300	Munchener Ruckversicherung AG	
							ERV Forsakringsaktiebolag (publ), Stockholm	.SWE	IA	European International Holding A/S, Kopenhagen	Ownership	100.000	Munchener Ruckversicherung AG	
							ERV pojišt'ovna, a.s., Prag	.CZE	IA	Europaeiske Rejseforsikring A/S, Kopenhagen	Ownership	75.000	Munchener Ruckversicherung AG	
							ERV pojišt'ovna, a.s., Prag	.CZE	IA	EUROPAISCHE Reiseversicherung Aktiengesellschaft, Munchen	Ownership	15.000	Munchener Ruckversicherung AG	
							Europaeiske Rejseforsikring A/S, Kopenhagen	.DNK	IA	European International Holding A/S, Kopenhagen	Ownership	100.000	Munchener Ruckversicherung AG	
							EUROPAISCHE Reiseversicherung Aktiengesellschaft, Munchen	.DEU	IA	ERGO Versicherungsgruppe AG, Dusseldorf	Ownership	100.000	Munchener Ruckversicherung AG	
							European International Holding A/S, Kopenhagen	.DNK	NIA	EUROPAISCHE Reiseversicherung Aktiengesellschaft, Munchen	Ownership	100.000	Munchener Ruckversicherung AG	
							Everything Legal Ltd., Bristol	.GBR	NIA	DAS UK Holdings Limited, Bristol	Ownership	100.000	Munchener Ruckversicherung AG	
							FAIRANCE GmbH, Dusseldorf	.DEU	NIA	ERGO Versicherungsgruppe AG, Dusseldorf	Ownership	100.000	Munchener Ruckversicherung AG	
0361	Munich RE Group	42722	43-1262602				First Marine Insurance Company	.MO	IA	American Modern Home Insurance Company, Amelia, Ohio	Ownership	100.000	Munchener Ruckversicherung AG	
							Flexitel Telefonservice GmbH, Berlin	.DEU	NIA	ERGO DIREKT Versicherung AG, Furth	Ownership	100.000	Munchener Ruckversicherung AG	
							FOTOUNO S.r.l., Turin	.ITA	NIA	MR RENT-Investment GmbH, Munchen	Ownership	100.000	Munchener Ruckversicherung AG	
							FOTOWATIO ITALIA GALATINA S.r.l., Turin	.ITA	NIA	MR RENT-Investment GmbH, Munchen	Ownership	100.000	Munchener Ruckversicherung AG	
							Geschlossene Aktiengesellschaft			EUROPAISCHE Reiseversicherung Aktiengesellschaft, Munchen	Ownership	100.000	Munchener Ruckversicherung AG	
							Europaische Reiseversicherung, Kiev	.UKR	IA	The Hartford Steam Boiler Inspection and Insurance Company, Hartford, Connecticut	Ownership	100.000	Munchener Ruckversicherung AG	
			06-1636726				Global Standards, LLC	.DE	NIA		Ownership	100.000	Munchener Ruckversicherung AG	
							Great Lakes Reinsurance (UK) Plc., London	.GBR	IA	Munchener Ruckversicherung AG, Munchen	Ownership	100.000	Munchener Ruckversicherung AG	
							Great Lakes Reinsurance (UK) Plc., London	.GBR	NIA	London	Ownership	100.000	Munchener Ruckversicherung AG	
							Group Risk Services Limited, London	.GBR	NIA	Munich Re UK Services Limited, London	Ownership	100.000	Munchener Ruckversicherung AG	
							Groves, John & Westrup Limited, London	.GBR	NIA	Munich Re Holding Company (UK) Ltd., London	Ownership	100.000	Munchener Ruckversicherung AG	
			98-0680916				Hamburg-Mannheimer Pensionskasse AG, Hamburg	.DEU	IA	ERGO Versicherungsgruppe AG, Dusseldorf	Ownership	100.000	Munchener Ruckversicherung AG	
							Hartford Steam Boiler (M) Sdn. Bhd.	.MYS	NIA	The Hartford Steam Boiler Inspection and Insurance Company of Connecticut, Hartford, Connecticut	Ownership	100.000	Munchener Ruckversicherung AG	
							Hartford Steam Boiler (Singapore) PTE, Ltd.	.SGP	NIA	The Hartford Steam Boiler Inspection and Insurance Company of Connecticut, Hartford, Connecticut	Ownership	100.000	Munchener Ruckversicherung AG	
							Hartford Steam Boiler International India Pvt. Ltd.	.IND	NIA	Hartford Steam Boiler International-GmbH, Rheine	Ownership	100.000	Munchener Ruckversicherung AG	

ANNUAL STATEMENT FOR THE YEAR 2012 OF THE American Modern Home Insurance Co.

SCHEDULE Y

PART 1A - DETAIL OF INSURANCE HOLDING COMPANY SYSTEM

1	2	3	4	5	6	7	8	9	10	11	12	13	14	15
Group Code	Group Name	NAIC Company Code	Federal ID Number	Federal RSSD	CIK	Name of Securities Exchange if Publicly Traded (U.S. or International)	Names of Parent, Subsidiaries Or Affiliates	Domiciliary Location	Relationship to Reporting Entity	Directly Controlled by (Name of Entity/Person)	Type of Control (Ownership, Board, Management, Attorney-in-Fact, Influence, Other)	If Control is Ownership Provide Percentage	Ultimate Controlling Entity(ies)/Person(s)	*
							Hartford Steam Boiler International-GmbH	..DEU	..NIA	The Hartford Steam Boiler Inspection and Insurance Company of Connecticut, Hartford, Connecticut	Ownership	100.000	Munchener Ruckversicherung AG	
			06-1497387				HMV GFKL Beteiligungs GmbH, Dusseldorf	..DEU	..NIA	ERGO Versicherung Aktiengesellschaft, Dusseldorf	Ownership	100.000	Munchener Ruckversicherung AG	
							HSB Engineering Finance Corp	..DE	..NIA	HSB Group, Inc., Dover, Delaware	Ownership	100.000	Munchener Ruckversicherung AG	
							HSB Engineering Insurance Limited	..GBR	..IA	EIG, Co., Wilmington, Delaware	Ownership	100.000	Munchener Ruckversicherung AG	
							HSB Engineering Insurance Services Limited	..GBR	..NIA	HSB Engineering Insurance Limited, London	Ownership	100.000	Munchener Ruckversicherung AG	
			13-4141052				HSB Group, Inc.	..DE	..NIA	Munich American Holding Corporation, Wilmington, Delaware	Ownership	100.000	Munchener Ruckversicherung AG	
							HSB Japan KK	..JPN	..NIA	Global Standards LLC, Dover, Delaware	Ownership	100.000	Munchener Ruckversicherung AG	
			62-0974339				HSB Professional Loss Control, Inc.	..TN	..NIA	The Hartford Steam Boiler Inspection and Insurance Company, Hartford, Connecticut	Ownership	100.000	Munchener Ruckversicherung AG	
			54-2013079				HSB Solomon Associates LLC	..DE	..NIA	The Hartford Steam Boiler Inspection and Insurance Company, Hartford, Connecticut	Ownership	100.000	Munchener Ruckversicherung AG	
0361	Munich RE Group	14438	45-5518320				HSB Specialty Insurance Company, Hartford, CT	..CT	..IA	The Hartford Steam Boiler Inspection and Insurance Company, Hartford, Connecticut	Ownership	100.000	Munchener Ruckversicherung AG	
			71-0567545				HSB Technical Consulting & Service (Shanghai) Company, Ltd.	..CHN	..NIA	The Hartford Steam Boiler Inspection and Insurance Company of Connecticut, Hartford, Connecticut	Ownership	100.000	Munchener Ruckversicherung AG	
							Hyneman Life Corp.	..AR	..NIA	American Modern Insurance Group, Inc., Amelia, Ohio	Ownership	100.000	Munchener Ruckversicherung AG	
							IDEENKAPITAL Financial Engineering GmbH, Dusseldorf	..DEU	..NIA	IDEENKAPITAL GmbH, Dusseldorf	Ownership	100.000	Munchener Ruckversicherung AG	
							IDEENKAPITAL Financial Service GmbH, Dusseldorf	..DEU	..NIA	IDEENKAPITAL GmbH, Dusseldorf	Ownership	100.000	Munchener Ruckversicherung AG	
							IDEENKAPITAL GmbH, Dusseldorf	..DEU	..NIA	ERGO Versicherungsgruppe AG, Dusseldorf	Ownership	100.000	Munchener Ruckversicherung AG	
							IDEENKAPITAL Media Finance GmbH, Dusseldorf	..DEU	..NIA	IDEENKAPITAL GmbH, Dusseldorf	Ownership	50.100	Munchener Ruckversicherung AG	
							IDEENKAPITAL Metropolen Europa GmbH & Co. KG, Dusseldorf	..DEU	..NIA	IK Premium Fonds GmbH & Co. KG, Dusseldorf	Ownership	72.300	Munchener Ruckversicherung AG	
							IDEENKAPITAL Metropolen Europa GmbH & Co. KG, Dusseldorf	..DEU	..NIA	IK Property Treuhand GmbH, Dusseldorf	Ownership	0.000	Munchener Ruckversicherung AG	
							IDEENKAPITAL Metropolen Europa GmbH & Co. KG, Dusseldorf	..DEU	..NIA	IK FE Fonds Management GmbH, Dusseldorf	Ownership	0.000	Munchener Ruckversicherung AG	
							IK Einkauf Objekt Eins gmbH & Co. KG, Dusseldorf	..DEU	..NIA	IK Einkaufsmarkte Deutschland GmbH & Co. KG, Dusseldorf	Ownership	94.000	Munchener Ruckversicherung AG	
							IK Einkauf Objekt Eins gmbH & Co. KG, Dusseldorf	..DEU	..NIA	IK Einkauf Objektmanagement GmbH, Dusseldorf	Ownership	6.000	Munchener Ruckversicherung AG	
							IK Einkauf Objekt Eins gmbH & Co. KG, Dusseldorf	..DEU	..NIA	IK Einkauf Objektverwaltungsgesellschaft mbH, Dusseldorf	Other	0.000	Munchener Ruckversicherung AG	
							IK Einkauf Objektmanagement GmbH, Dusseldorf	..DEU	..NIA	IK Einkaufsmarkte Deutschland GmbH & Co. KG, Dusseldorf	Ownership	94.000	Munchener Ruckversicherung AG	
							IK Einkauf Objektmanagement GmbH, Dusseldorf	..DEU	..NIA	IDEENKAPITAL Financial Engineering GmbH, Dusseldorf	Ownership	6.000	Munchener Ruckversicherung AG	
							IK Einkaufsmarkte Deutschland GmbH & Co. KG, Dusseldorf	..DEU	..NIA	IK Premium Fonds GmbH & Co. KG, Dusseldorf	Ownership	52.000	Munchener Ruckversicherung AG	

ANNUAL STATEMENT FOR THE YEAR 2012 OF THE American Modern Home Insurance Co.

SCHEDULE Y
PART 1A - DETAIL OF INSURANCE HOLDING COMPANY SYSTEM

1	2	3	4	5	6	7	8	9	10	11	12	13	14	15
Group Code	Group Name	NAIC Company Code	Federal ID Number	Federal RSSD	CIK	Name of Securities Exchange if Publicly Traded (U.S. or International)	Names of Parent, Subsidiaries Or Affiliates	Domiciliary Location	Relationship to Reporting Entity	Directly Controlled by (Name of Entity/Person)	Type of Control (Ownership, Board, Management, Attorney-in-Fact, Influence, Other)	If Control is Ownership Provide Percentage	Ultimate Controlling Entity(ies)/Person(s)	*
							IK Einkaufsmärkte Deutschland GmbH & Co. KG, Dusseldorf	.DEU	NIA	IK Property Treuhander GmbH, Dusseldorf	Ownership	0.000	Munchener Ruckversicherung AG	
							IK Einkaufsmärkte Deutschland GmbH & Co. KG, Dusseldorf	.DEU	NIA	IK FE Fonds Management GmbH, Dusseldorf	Ownership	0.000	Munchener Ruckversicherung AG	
							IK Premium Fonds GmbH & Co. KG, Dusseldorf	.DEU	NIA	IDEENKAPITAL GmbH, Dusseldorf	Ownership	100.000	Munchener Ruckversicherung AG	
							IK Premium Fonds zwei GmbH & Co. KG, Dusseldorf	.DEU	NIA	IDEENKAPITAL GmbH, Dusseldorf	Ownership	100.000	Munchener Ruckversicherung AG	
							IKFE Properties I AG, Zurich	.CHE	NIA	IK Premium Fonds GmbH & Co. KG, Dusseldorf	Ownership	63.600	Munchener Ruckversicherung AG	
							IRIS Capital Fund II German Investors GmbH & Co. KG, Dusseldorf	.DEU	NIA	ERGO Private Equity Leben GmbH, Dusseldorf	Ownership	70.000	Munchener Ruckversicherung AG	
							IRIS Capital Fund II German Investors GmbH & Co. KG, Dusseldorf	.DEU	NIA	ERGO Private Equity Komposit GmbH, Dusseldorf	Ownership	15.700	Munchener Ruckversicherung AG	
							ITERGO Informationstechnologie GmbH, Dusseldorf	.DEU	NIA	ERGO Versicherungsgruppe AG, Dusseldorf	Ownership	100.000	Munchener Ruckversicherung AG	
							Itus Verwaltungs AG, Grunwald	.DEU	NIA	Munchener Ruckversicherung AG, Munchen	Ownership	100.000	Munchener Ruckversicherung AG	
							Joint Stock Insurance Company ERGO, Minsk	.BLR	IA	ADB ERGO Lietuva, Vilnius	Ownership	30.800	Munchener Ruckversicherung AG	
							Joint Stock Insurance Company ERGO, Minsk	.BLR	IA	ERGO International Aktiengesellschaft, Dusseldorf	Ownership	30.800	Munchener Ruckversicherung AG	
							Joint Stock Insurance Company ERGO, Minsk	.BLR	IA	ERGO Kindlustuse AS, Tallinn	Ownership	30.800	Munchener Ruckversicherung AG	
							Jordan Health Cost Management Services W.L.L., Amman	.JOR	NIA	MedNet Holding GmbH, Munchen	Ownership	100.000	Munchener Ruckversicherung AG	
							K & P Pflegezentrum IMMAC Uelzen			IK Premium Fonds GmbH & Co. KG, Dusseldorf	Ownership	84.800	Munchener Ruckversicherung AG	
							Renditefonds GmbH & Co. KG, Dusseldorf	.DEU	NIA					
							K & P Pflegezentrum IMMAC Uelzen			IK FE Fonds Management GmbH, Dusseldorf	Ownership	0.000	Munchener Ruckversicherung AG	
							Renditefonds GmbH & Co. KG, Dusseldorf	.DEU	NIA	Munchener Ruckversicherung AG, Munchen	Ownership	100.000	Munchener Ruckversicherung AG	
							KA Koln Assekuranz-Agentur GmbH, Koln	.DEU	NIA	ERGO Versicherungsgruppe AG, Dusseldorf	Ownership	100.000	Munchener Ruckversicherung AG	
							Kapdom-Invest GmbH, Moskau	.RUS	NIA					
							Landelijke Associatie van Gerechtsdeurwaarders B.V., Groningen	.NLD	NIA	DAS Legal Finance B.V., Amsterdam	Ownership	89.800	Munchener Ruckversicherung AG	
							LAVG Associatie van Gerechtsdeurwaarders Zuid Holding B.V., Breda	.NLD	NIA	DAS Legal Finance B.V., Amsterdam	Ownership	80.000	Munchener Ruckversicherung AG	
							LEGIAL AG, Munchen	.DEU	NIA	D.A.S. Deutscher Automobil Schutz Allgemeine Rechtsschutz-Versicherungs-Aktiengesellschaft, Munchen	Ownership	99.000	Munchener Ruckversicherung AG	
							LEGIAL AG, Munchen	.DEU	NIA	ERGO Versicherung Aktiengesellschaft, Dusseldorf	Ownership	1.000	Munchener Ruckversicherung AG	
			04-3075657				LifePlans LTC Services, Inc.	.MA	NIA	Munich Atlanta Financial Corporation, Atlanta, Georgia	Ownership	100.000	Munchener Ruckversicherung AG	
			04-2925808				LifePlans, Inc.	.CAN	NIA	LifePlans Inc., Waltham, Massachusetts	Ownership	100.000	Munchener Ruckversicherung AG	
							Lloyd's Modern Corp.	.TX	NIA	American Modern Insurance Group, Inc., Amelia, Ohio	Ownership	100.000	Munchener Ruckversicherung AG	
			31-1056196				Longial GmbH, Dusseldorf	.DEU	NIA	ERGO Versicherungsgruppe AG, Dusseldorf	Ownership	100.000	Munchener Ruckversicherung AG	
							m:editerran POWER GmbH & Co. KG, Nurnberg	.DEU	NIA	ERGO DIREKT Lebensversicherung AG, Furth	Ownership	100.000	Munchener Ruckversicherung AG	
							MAGAZ FOTOVOLTAICA, S.L.U., Alcobendas	.ESP	NIA	MR RENT-Investment GmbH, Munchen	Ownership	100.000	Munchener Ruckversicherung AG	
							Marina Salud S.A., Alicante	.ESP	NIA	DKV Seguros y Reaseguros, Sociedad Anónima Española, Saragossa	Ownership	65.000	Munchener Ruckversicherung AG	
							Marina Sp.z.o.o., Sopot	.POL	NIA	Sopockie Towarzystwo Ubezpieczenia Ergo Hestia Spolka Akcyjna, Sopot	Ownership	100.000	Munchener Ruckversicherung AG	

SCHEDULE Y
PART 1A - DETAIL OF INSURANCE HOLDING COMPANY SYSTEM

1	2	3	4	5	6	7	8	9	10	11	12	13	14	15
Group Code	Group Name	NAIC Company Code	Federal ID Number	Federal RSSD	CIK	Name of Securities Exchange if Publicly Traded (U.S. or International)	Names of Parent, Subsidiaries Or Affiliates	Domiciliary Location	Relationship to Reporting Entity	Directly Controlled by (Name of Entity/Person)	Type of Control (Ownership, Board, Management, Attorney-in-Fact, Influence, Other)	If Control is Ownership Provide Percentage	Ultimate Controlling Entity(ies)/Person(s)	*
							MEAG Cash Management GmbH, Munchen	DEU	NIA	Munchener Ruckversicherung AG, Munchen	Ownership	60.000	Munchener Ruckversicherung AG	
							MEAG Cash Management GmbH, Munchen	DEU	NIA	ERGO Versicherungsgruppe AG, Dusseldorf	Ownership	40.000	Munchener Ruckversicherung AG	
							MEAG MUNICH ERGO AssetManagement GmbH, Munchen	DEU	NIA	Munchener Ruckversicherung AG, Munchen	Ownership	60.000	Munchener Ruckversicherung AG	
					0001142433		MEAG MUNICH ERGO AssetManagement GmbH, Munchen	DEU	NIA	ERGO Versicherungsgruppe AG, Dusseldorf	Ownership	40.000	Munchener Ruckversicherung AG	
							MEAG MUNICH ERGO Kapitalanlagegesellschaft mbH, Munchen	DEU	NIA	MEAG MUNICH ERGO AssetManagement GmbH, Munchen	Ownership	100.000	Munchener Ruckversicherung AG	
			06-1398157		0001120014		MEAG NY Corporation	DE	NIA	Munich American Holding Corporation, Wilmington, Delaware	Ownership	100.000	Munchener Ruckversicherung AG	
							MEAG US Real Estate Management Holdings, Inc., Wilmington DE	DE	NIA	MEAG MUNICH ERGO AssetManagement GmbH, Munchen	Ownership	100.000	Munchener Ruckversicherung AG	
							MedNet Bahrain W.L.L., Bahrain	BHR	NIA	MedNet Holding GmbH, Munchen	Ownership	100.000	Munchener Ruckversicherung AG	
							MedNet Greece S.A., Athen	GR	NIA	MedNet Holding GmbH, Munchen	Ownership	78.100	Munchener Ruckversicherung AG	
							MedNet Holding GmbH, Munchen	DEU	NIA	Munchener Ruckversicherung AG, Munchen	Ownership	100.000	Munchener Ruckversicherung AG	
							MedNet International Ltd., Nicosia	CYP	NIA	MedNet Holding GmbH, Munchen	Ownership	100.000	Munchener Ruckversicherung AG	
							MedNet Saudi Arabia LLC, Riyadh	SAU	NIA	MedNet Holding GmbH, Munchen	Ownership	100.000	Munchener Ruckversicherung AG	
							MedNet UAE FZ L.L.C., Dubai	ARE	NIA	MedNet Holding GmbH, Munchen	Ownership	100.000	Munchener Ruckversicherung AG	
							Merkur Grundstucks- und Beteiligungs-Gesellschaft mit beschränkter Haftung, Dusseldorf	DEU	NIA	ERGO Versicherung Aktiengesellschaft, Dusseldorf	Ownership	100.000	Munchener Ruckversicherung AG	
			31-0626204				Midland-Guardian Co.	OH	NIA	The Midland Company, Cincinnati, Ohio	Ownership	100.000	Munchener Ruckversicherung AG	
			59-6066315				Midwest Enterprises, Inc.	FL	NIA	American Modern Insurance Group, Inc., Amelia, Ohio	Ownership	100.000	Munchener Ruckversicherung AG	
0361	Munich RE Group	88226	31-0920421				Modern Life Insurance Co. of Arizona, Inc.	AZ	IA	American Western Home Insurance Company, Oklahoma City, Oklahoma	Ownership	100.000	Munchener Ruckversicherung AG	
			98-0557018				MR Beteiligungen 1. GmbH, Munchen	DEU	NIA	Munchener Ruckversicherung AG, Munchen	Ownership	100.000	Munchener Ruckversicherung AG	
			98-0557018				MR Beteiligungen 18. GmbH & Co. Immobilien KG, Grunwald	DEU	NIA	Munchener Ruckversicherung AG, Munchen	Ownership	100.000	Munchener Ruckversicherung AG	
			98-0557018				MR Beteiligungen 18. GmbH & Co. Immobilien KG, Grunwald	DEU	NIA	MR Beteiligungen 18. GmbH, Grunwald	Other	0.000	Munchener Ruckversicherung AG	
			98-0557018				MR Beteiligungen 19. GmbH, Munchen	DEU	NIA	Munchener Ruckversicherung AG, Munchen	Ownership	100.000	Munchener Ruckversicherung AG	
			98-0557018				MR Beteiligungen 2. EUR AG & Co. KG, Grunwald	DEU	NIA	Munchener Ruckversicherung AG, Munchen	Ownership	100.000	Munchener Ruckversicherung AG	
			98-0557018				MR Beteiligungen 3. EUR AG & Co. KG, Grunwald	DEU	NIA	Munchener Ruckversicherung AG, Munchen	Ownership	100.000	Munchener Ruckversicherung AG	
			98-0557018				MR Beteiligungen EUR AG & Co. KG, Grunwald	DEU	NIA	Munchener Ruckversicherung AG, Munchen	Ownership	100.000	Munchener Ruckversicherung AG	
			98-0557018				MR Beteiligungen GBP AG & Co. KG, Grunwald	DEU	NIA	Munchener Ruckversicherung AG, Munchen	Ownership	100.000	Munchener Ruckversicherung AG	
			98-0557018				MR Beteiligungen USD AG & Co. KG, Grunwald	DEU	NIA	Munchener Ruckversicherung AG, Munchen	Ownership	100.000	Munchener Ruckversicherung AG	
			98-1057899				MR Infrastructure Investment GmbH, Grunwald	DEU	NIA	Munchener Ruckversicherung AG, Munchen	Ownership	100.000	Munchener Ruckversicherung AG	
			98-0698711				MR RENT UK Investment Limited, London	GBR	NIA	MR RENT-Investment GmbH, Munchen	Ownership	100.000	Munchener Ruckversicherung AG	
							MR RENT-Investment GmbH, Munchen	DEU	NIA	Munchener Ruckversicherung AG, Munchen	Ownership	100.000	Munchener Ruckversicherung AG	
							MR Solar GmbH & Co. KG, Nurnberg	DEU	NIA	Munchener Ruckversicherung AG, Munchen	Ownership	99.800	Munchener Ruckversicherung AG	
							MR Solar GmbH & Co. KG, Nurnberg	DEU	NIA	welivit AG, Nurnberg	Ownership	0.200	Munchener Ruckversicherung AG	
							MR SOLAR SAS DER WELIVIT SOLAR ITALIA SRL, Bozen	ITA	NIA	MR Solar GmbH & Co. KG, Nurnberg	Ownership	100.000	Munchener Ruckversicherung AG	

ANNUAL STATEMENT FOR THE YEAR 2012 OF THE American Modern Home Insurance Co.

SCHEDULE Y
PART 1A - DETAIL OF INSURANCE HOLDING COMPANY SYSTEM

1	2	3	4	5	6	7	8	9	10	11	12	13	14	15
Group Code	Group Name	NAIC Company Code	Federal ID Number	Federal RSSD	CIK	Name of Securities Exchange if Publicly Traded (U.S. or International)	Names of Parent, Subsidiaries Or Affiliates	Domiciliary Location	Relationship to Reporting Entity	Directly Controlled by (Name of Entity/Person)	Type of Control (Ownership, Board, Management, Attorney-in-Fact, Influence, Other)	If Control is Ownership Provide Percentage	Ultimate Controlling Entity(ies)/Person(s)	*
							MR SOLAR SAS DER WELIVIT SOLAR ITALIA SRL, Bozen	.ITA	NIA	Welivit Solar Italia s.r.l., Bozen	Ownership	0.000	Munchener Ruckversicherung AG	
							MSP Underwriting Ltd., London	.GBR	NIA	Munchener Ruckversicherung AG, Munchen	Ownership	100.000	Munchener Ruckversicherung AG	
							MTU Moje Towarzystwo Ubezpieczeniowe S. A., Sopot	.POL	IA	Sopockie Towarzystwo Ubezpieczen Ergo Hestia Spolka Akcyjna, Sopot	Ownership	100.000	Munchener Ruckversicherung AG	
			22-3753262	4362890			Munich-American Holding Corporation	.DE	NIA	Munchener Ruckversicherung AG, Munchen	Ownership	100.000	Munchener Ruckversicherung AG	
0361	Munich RE Group	14174	45-3809841				Munich American Life Reinsurance Company	.GA	IA	Munich American Reassurance Company, Atlanta, Georgia	Ownership	100.000	Munchener Ruckversicherung AG	
0361	Munich RE Group	66346	58-0828824				Munich American Reassurance Company	.GA	IA	Munich American Holding Corporation, Wilmington, Delaware	Ownership	100.000	Munchener Ruckversicherung AG	
			51-0264311				Munich Atlanta Financial Corporation	.GA	NIA	Munich American Reassurance Company, Atlanta, Georgia	Ownership	100.000	Munchener Ruckversicherung AG	
							Munich Health Alpha GmbH, Munchen	.DEU	NIA	Munich Health Holding AG, Munchen	Ownership	100.000	Munchener Ruckversicherung AG	
							Munich Health Daman Holding Ltd., Abu Dhabi	.ARE	NIA	Munich Health Holding AG, Munchen	Ownership	51.000	Munchener Ruckversicherung AG	
							Munich Health Holding AG, Munchen	.DEU	NIA	Munchener Ruckversicherung AG, Munchen	Ownership	100.000	Munchener Ruckversicherung AG	
			54-2165277				Munich Health North America, Inc	.DE	NIA	Munich American Holding Corporation, Wilmington, Delaware	Ownership	100.000	Munchener Ruckversicherung AG	
							Munich Holdings Ltd., Toronto	.CAN	NIA	Munchener Ruckversicherung AG, Munchen	Ownership	100.000	Munchener Ruckversicherung AG	
							Munich Holdings of Australasia Pty. Ltd., Sydney	.AUS	NIA	Munchener Ruckversicherung AG, Munchen	Ownership	100.000	Munchener Ruckversicherung AG	
							Munich Life Management Corporation Ltd., Toronto	.CAN	NIA	Munich Holdings Ltd., Toronto	Ownership	100.000	Munchener Ruckversicherung AG	
							Munich Mauritius Reinsurance Co. Ltd., Port Louis	.MUS	IA	Munich Reinsurance Company of Africa Ltd, Johannesburg	Ownership	100.000	Munchener Ruckversicherung AG	
			13-3672116				Munich Re America Corporation	.DE	NIA	Munich American Holding Corporation, Wilmington, Delaware	Ownership	100.000	Munchener Ruckversicherung AG	
			13-3069874				Munich Re America Services, Inc	.DE	NIA	Munich American Holding Corporation, Wilmington, Delaware	Ownership	100.000	Munchener Ruckversicherung AG	
							Munich Re Automation Solutions Limited, Dublin	.IRL	NIA	Munich Re UK Services Limited, London	Ownership	100.000	Munchener Ruckversicherung AG	
							Munich Re Capital Limited, London	.GBR	NIA	Munich Re Holding Company (UK) Ltd., London	Ownership	100.000	Munchener Ruckversicherung AG	
			52-2108519				Munich Re Capital Markets New York, Inc	.DE	NIA	Munich American Holding Corporation, Wilmington, Delaware	Ownership	100.000	Munchener Ruckversicherung AG	
							Munich Re do Brasil Resseguradora S.A., Sao Paulo	.BRA	IA	Munchener Ruckversicherung AG, Munchen	Ownership	100.000	Munchener Ruckversicherung AG	
							Munich Re Holding Company (UK) Ltd., London	.GBR	NIA	Munchener Ruckversicherung AG, Munchen	Ownership	100.000	Munchener Ruckversicherung AG	
							Munich Re of Malta Holding Limited, Ta' Xbiex	.MLT	NIA	Munchener Ruckversicherung AG, Munchen	Ownership	100.000	Munchener Ruckversicherung AG	
							Munich Re of Malta Holding Limited, Ta' Xbiex	.MLT	NIA	Munchener Ruckversicherung AG, Munchen	Ownership	100.000	Munchener Ruckversicherung AG	
							Munich Financial Group GmbH, Munchen			Munich Financial Group GmbH, Munchen	Ownership	0.000	Munchener Ruckversicherung AG	
							Munich Re of Malta p.l.c., Ta' Xbiex	.MLT	IA	Munich Re of Malta Holding Limited, Ta' Xbiex	Ownership	100.000	Munchener Ruckversicherung AG	
							Munich Re of Malta p.l.c., Ta' Xbiex	.MLT	IA	Munich Financial Group GmbH, Munchen	Ownership	0.000	Munchener Ruckversicherung AG	
			65-0644164				Munich Re Stop Loss, Inc	.DE	NIA	Munich Health North America, Inc., Wilmington, Delaware	Ownership	100.000	Munchener Ruckversicherung AG	
							Munich Re UK Services Limited, London	.GBR	NIA	Munchener Ruckversicherung AG, Munchen	Ownership	100.000	Munchener Ruckversicherung AG	
							Munich Re Underwriting Limited, London	.GBR	NIA	Munich Re Holding Company (UK) Ltd., London	Ownership	100.000	Munchener Ruckversicherung AG	

ANNUAL STATEMENT FOR THE YEAR 2012 OF THE American Modern Home Insurance Co.

SCHEDULE Y
PART 1A - DETAIL OF INSURANCE HOLDING COMPANY SYSTEM

1	2	3	4	5	6	7	8	9	10	11	12	13	14	15
Group Code	Group Name	NAIC Company Code	Federal ID Number	Federal RSSD	CIK	Name of Securities Exchange if Publicly Traded (U.S. or International)	Names of Parent, Subsidiaries Or Affiliates	Domiciliary Location	Relationship to Reporting Entity	Directly Controlled by (Name of Entity/Person)	Type of Control (Ownership, Board, Management, Attorney-in-Fact, Influence, Other)	If Control is Ownership Provide Percentage	Ultimate Controlling Entity(ies)/Person(s)	*
...0361	Munich RE Group	10227	13-4924125	3057537			Munich Reinsurance America, Inc.	..DE	..IA	Munich Re America Corporation, Wilmington, Delaware	Ownership	100.000	Munchener Ruckversicherung AG	
							Munich Reinsurance Company of Africa Ltd, Johannesburg	..ZAF	..IA	Munchener Ruckversicherung AG, Munchen	Ownership	100.000	Munchener Ruckversicherung AG	
			AA-1931000				Munich Reinsurance Company of Australasia Ltd, Sydney	..AUS	..IA	Munich Holdings of Australasia Pty. Ltd., Sydney	Ownership	100.000	Munchener Ruckversicherung AG	
			AA-1560600				Munich Reinsurance Company of Canada, Toronto	..CAN	..IA	Munich Holdings Ltd., Toronto	Ownership	100.000	Munchener Ruckversicherung AG	
							Munichre General Services Limited, London	..GBR	..NIA	Munchener Ruckversicherung AG, Munchen	Ownership	100.000	Munchener Ruckversicherung AG	
							Munichre New Zealand Service Ltd., Auckland	..NZL	..NIA	Munich Holdings of Australasia Pty. Ltd., Sydney	Ownership	100.000	Munchener Ruckversicherung AG	
							N.M.U. (Holdings) Limited, Leeds	..GBR	..NIA	NMU Group Limited, London	Ownership	100.000	Munchener Ruckversicherung AG	
							Neckermann Lebensversicherung AG, Furth	..DEU	..IA	ERGO Versicherungsgruppe AG, Dusseldorf	Ownership	100.000	Munchener Ruckversicherung AG	
							Neckermann Versicherung AG, Nurnberg	..DEU	..IA	ERGO Versicherungsgruppe AG, Dusseldorf	Ownership	100.000	Munchener Ruckversicherung AG	
							New Reinsurance Company Ltd., Zurich	..CHE	..IA	Munchener Ruckversicherung AG, Munchen	Ownership	100.000	Munchener Ruckversicherung AG	
							Nightingale Legal Services Ltd., Bristol	..GBR	..NIA	Amicus Legal Ltd., Bristol	Ownership	100.000	Munchener Ruckversicherung AG	
							NMU Group Limited, London	..GBR	..NIA	Munich Re Holding Company (UK) Ltd., London	Ownership	100.000	Munchener Ruckversicherung AG	
							Northern Marine Underwriters Limited, Leeds	..GBR	..NIA	N.M.U. (Holdings) Limited, Leeds	Ownership	100.000	Munchener Ruckversicherung AG	
			91-1599329				Olympic Health Management Services, Inc.	..WA	..NIA	Olympic Health Management Systems, Inc., Atlanta, GA	Ownership	100.000	Munchener Ruckversicherung AG	
			91-1500758				Olympic Health Management Systems, Inc.	..WA	..NIA	Sterling Life Insurance Company, Atlanta	Ownership	100.000	Munchener Ruckversicherung AG	
							P.A.N. GmbH & Co. KG, Grunwald	..DEU	..NIA	Munchener Ruckversicherung AG, Munchen	Ownership	99.000	Munchener Ruckversicherung AG	
							Princeton Eagle Holding (Bermuda), Ltd.	..BMU	..NIA	Munich Re America Corporation, Wilmington, Delaware	Ownership	100.000	Munchener Ruckversicherung AG	
							Princeton Eagle Insurance Company, Ltd.	..BMU	..IA	Princeton Eagle Holding (Bermuda) Limited, Hamilton, Bermuda	Ownership	100.000	Munchener Ruckversicherung AG	
			95-4551801				Princeton Eagle West (Holding), Inc.	..DE	..NIA	Munich Re America Corporation, Wilmington, Delaware	Ownership	100.000	Munchener Ruckversicherung AG	
...0361	Munich RE Group		98-0157330				Princeton Eagle West Insurance Co., Ltd.	..BMU	..IA	Princeton Eagle West (Holding) Inc., Wilmington, Delaware	Ownership	100.000	Munchener Ruckversicherung AG	
							Proserpina Vermögensverwaltungsges. mbH, Munchen	..DEU	..NIA	Itus Verwaltungs AG, Grunwald	Ownership	100.000	Munchener Ruckversicherung AG	
							Queensley Holdings Limited, Singapur	..SGP	..NIA	CAPITAL PLAZA Holding GmbH & Co. Singapur KG, Dusseldorf	Ownership	100.000	Munchener Ruckversicherung AG	
							Renaissance Hotel Realbesitz GmbH, Wien	..AUT	..NIA	Union Beteiligungsholding GmbH, Wien	Ownership	50.000	Munchener Ruckversicherung AG	
							Renaissance Hotel Realbesitz GmbH, Wien	..AUT	..NIA	Bank Austria Creditanstalt Versicherung AG, Wien	Ownership	10.000	Munchener Ruckversicherung AG	
							Roanoke International Brokers Limited, London	..GBR	..NIA	Munich Re Holding Company (UK) Ltd., London	Ownership	100.000	Munchener Ruckversicherung AG	
							Roanoke Real Estate Holdings Inc., Schaumburg, Illinois	..US	..NIA	The Roanoke Companies Inc., Schaumburg, Illinois	Ownership	100.000	Munchener Ruckversicherung AG	
							Roanoke Trade Services Inc., Schaumburg, Illinois	..US	..NIA	The Roanoke Companies Inc., Schaumburg, Illinois	Ownership	100.000	Munchener Ruckversicherung AG	
							Scout Moor Group Limited, Manchester	..GBR	..NIA	MR RENT UK Investment Limited, London	Ownership	100.000	Munchener Ruckversicherung AG	
							Scout Moor Holdings (No.1) Ltd., Manchester	..GBR	..NIA	Scout Moor Group Limited, Manchester	Ownership	100.000	Munchener Ruckversicherung AG	
							Scout Moor Holdings (No.2) Limited, Manchester	..GBR	..NIA	Scout Moor Holdings (No.1) Ltd., Manchester	Ownership	100.000	Munchener Ruckversicherung AG	

ANNUAL STATEMENT FOR THE YEAR 2012 OF THE American Modern Home Insurance Co.

SCHEDULE Y

PART 1A - DETAIL OF INSURANCE HOLDING COMPANY SYSTEM

1	2	3	4	5	6	7	8	9	10	11	12	13	14	15
Group Code	Group Name	NAIC Company Code	Federal ID Number	Federal RSSD	CIK	Name of Securities Exchange if Publicly Traded (U.S. or International)	Names of Parent, Subsidiaries Or Affiliates	Domiciliary Location	Relationship to Reporting Entity	Directly Controlled by (Name of Entity/Person)	Type of Control (Ownership, Board, Management, Attorney-in-Fact, Influence, Other)	If Control is Ownership Provide Percentage	Ultimate Controlling Entity(ies)/Person(s)	*
							Scout Moor Wind Farm (No.2) Limited, Manchester	GBR	NIA	Scout Moor Group Limited, Manchester	Ownership	100.000	Munchener Ruckversicherung AG	
							Scout Moor Wind Farm Limited, Manchester	GBR	NIA	Scout Moor Holdings (No.2) Limited, Manchester	Ownership	100.000	Munchener Ruckversicherung AG	
							Seminaris Hotel- und Kongressstätten-Betriebsgesellschaft mbH, Luneburg	DEU	NIA	ERGO Versicherung Aktiengesellschaft, Dusseldorf	Ownership	50.000	Munchener Ruckversicherung AG	
							Seminaris Hotel- und Kongressstätten-Betriebsgesellschaft mbH, Luneburg	DEU	NIA	D.A.S. Deutscher Automobil Schutz Allgemeine Rechtsschutz-Versicherungs-Aktiengesellschaft, Munchen	Ownership	25.000	Munchener Ruckversicherung AG	
							Seminaris Hotel- und Kongressstätten-Betriebsgesellschaft mbH, Luneburg	DEU	NIA	ERGO Lebensversicherung Aktiengesellschaft, Hamburg	Ownership	25.000	Munchener Ruckversicherung AG	
			98-0654539				Silvanus Vermögensverwaltungsges.mBH, Munchen	DEU	NIA	Munchener Ruckversicherung AG, Munchen	Ownership	100.000	Munchener Ruckversicherung AG	
							Solomon Associates Limited	GBR	NIA	HSB Solomon Associates LLC, Dover, Delaware	Ownership	100.000	Munchener Ruckversicherung AG	
							Sopockie Instytut Ubezpieczen S.A., Sopot	POL	NIA	Sopockie Towarzystwo Ubezpieczen Ergo	Ownership	100.000	Munchener Ruckversicherung AG	
							Sopockie Towarzystwo Ubezpieczen Ergo	POL	IA	Hestia Spolka Akcyjna, Sopot	Ownership	100.000	Munchener Ruckversicherung AG	
							Sopockie Towarzystwo Ubezpieczen na Zycie Ergo Hestia Spolka Akcyjna, Sopot	POL	IA	ERGO International Aktiengesellschaft, Dusseldorf	Ownership	100.000	Munchener Ruckversicherung AG	
							Specialty Insurance Services Corp.	OH	NIA	American Modern Insurance Group, Inc., Amelia, Ohio	Ownership	100.000	Munchener Ruckversicherung AG	
0361	Munich RE Group	77399	34-1894203 13-1867829				Sterling Life Insurance Company	IL	IA	Windsor Health Group, Inc., Atlanta, GA	Ownership	100.000	Munchener Ruckversicherung AG	
							SunEnergy & Partners S.r.l., Brindisi	ITA	NIA	MR RENT-Investment GmbH, Munchen	Ownership	100.000	Munchener Ruckversicherung AG	
							Temple Insurance Company, Toronto	CAN	IA	Munich Holdings Ltd., Toronto	Ownership	100.000	Munchener Ruckversicherung AG	
							The Atlas Insurance Agency, Inc.	OH	NIA	American Modern Insurance Group, Inc., Amelia, Ohio	Ownership	100.000	Munchener Ruckversicherung AG	
							The Boiler Inspection and Insurance Company of Canada	CAN	IA	HSB Engineering Insurance Limited, London	Ownership	100.000	Munchener Ruckversicherung AG	
0361	Munich RE Group	29890	06-1240885				The Hartford Steam Boiler Inspection and Insurance Company of Connecticut	CT	IA	Global Standards LLC, Dover, Delaware	Ownership	100.000	Munchener Ruckversicherung AG	
0361	Munich RE Group	11452	06-0384680				The Hartford Steam Boiler Inspection and Insurance Company	CT	IA	HSB Group, Inc., Dover, Delaware	Ownership	100.000	Munchener Ruckversicherung AG	
							The Midland Company	OH	NIA	Munich American Holding Corporation, Wilmington, Delaware	Ownership	100.000	Munchener Ruckversicherung AG	
							The Polytechnic Club, Inc.	CT	NIA	The Hartford Steam Boiler Inspection and Insurance Company, Hartford, Connecticut	Ownership	100.000	Munchener Ruckversicherung AG	
0361	Munich RE Group	10786	06-1084969 22-3410482				The Princeton Excess and Surplus Lines Insurance Company	DE	IA	Munich Re America Corporation, Wilmington, Delaware	Ownership	100.000	Munchener Ruckversicherung AG	
							The Roanoke Companies Inc., Schaumburg, Illinois	US	NIA	Munich Re Holding Company (UK) Ltd., London	Ownership	100.000	Munchener Ruckversicherung AG	
							Tir Mostyn and Foel Goch Limited, London	GBR	NIA	UK Wind Holdings Ltd, London	Ownership	100.000	Munchener Ruckversicherung AG	
							UK Wind Holdings Ltd, London	GBR	NIA	MR RENT UK Investment Limited, London	Ownership	100.000	Munchener Ruckversicherung AG	
							Union Beteiligungsholding GmbH, Wien	AUT	NIA	Bank Austria Creditanstalt Versicherung AG, Wien	Ownership	100.000	Munchener Ruckversicherung AG	
0361	Munich RE Group	83909	71-0832310				Union Life Insurance Co.	AR	IA	American Modern Insurance Group, Inc., Amelia, Ohio	Ownership	100.000	Munchener Ruckversicherung AG	
							Unión Médica la Fuencisla, S.A., Compañía de Seguros, Saragossa	ESP	IA	DKV Seguros y Reasegueros, Sociedad Anónima Española, Saragossa	Ownership	100.000	Munchener Ruckversicherung AG	

SCHEDULE Y
PART 1A - DETAIL OF INSURANCE HOLDING COMPANY SYSTEM

1	2	3	4	5	6	7	8	9	10	11	12	13	14	15
Group Code	Group Name	NAIC Company Code	Federal ID Number	Federal RSSD	CIK	Name of Securities Exchange if Publicly Traded (U.S. or International)	Names of Parent, Subsidiaries Or Affiliates	Domiciliary Location	Relationship to Reporting Entity	Directly Controlled by (Name of Entity/Person)	Type of Control (Ownership, Board, Management, Attorney-in-Fact, Influence, Other)	If Control is Ownership Provide Percentage	Ultimate Controlling Entity(ies)/Person(s)	*
							Van Arkel Gerechtsdeurwaarders B.V., Leiden	.NLD	NIA	DAS Legal Finance B.V., Amsterdam	Ownership	.79.000	Munchener Ruckversicherung AG	
							Venus Vermögensverwaltungsgesellschaft mbH, Munchen	.DEU	NIA	Munchener Ruckversicherung AG, Munchen	Ownership	.100.000	Munchener Ruckversicherung AG	
							VHDK Beteiligungsgesellschaft mbH, Dusseldorf	.DEU	NIA	DKV Deutsche Krankenversicherung Aktiengesellschaft, Koln	Ownership	.25.000	Munchener Ruckversicherung AG	
							VHDK Beteiligungsgesellschaft mbH, Dusseldorf	.DEU	NIA	VICTORIA Lebensversicherung Aktiengesellschaft, Dusseldorf	Ownership	.20.000	Munchener Ruckversicherung AG	
							VHDK Beteiligungsgesellschaft mbH, Dusseldorf	.DEU	NIA	ERGO Lebensversicherung Aktiengesellschaft, Hamburg	Ownership	.20.000	Munchener Ruckversicherung AG	
							VHDK Beteiligungsgesellschaft mbH, Dusseldorf	.DEU	NIA	ERGO Versicherung Aktiengesellschaft, Dusseldorf	Ownership	.15.000	Munchener Ruckversicherung AG	
							VHDK Beteiligungsgesellschaft mbH, Dusseldorf	.DEU	NIA	ERGO DIREKT Lebensversicherung AG, Furth	Ownership	.10.000	Munchener Ruckversicherung AG	
							VHDK Beteiligungsgesellschaft mbH, Dusseldorf	.DEU	NIA	D.A.S. Deutscher Automobil Schutz Allgemeine Rechtsschutz-Versicherungs-Aktiengesellschaft, Munchen	Ownership	.5.000	Munchener Ruckversicherung AG	
							VHDK Beteiligungsgesellschaft mbH, Dusseldorf	.DEU	NIA	ERGO Pensionskasse AG, Dusseldorf	Ownership	.5.000	Munchener Ruckversicherung AG	
							VICTORIA Asien Immobilienbeteiligungs GmbH & Co. KG, Munchen	.DEU	NIA	ERGO Lebensversicherung Aktiengesellschaft, Hamburg	Ownership	.100.000	Munchener Ruckversicherung AG	
							VICTORIA Asien Immobilienbeteiligungs GmbH & Co. KG, Munchen	.DEU	NIA	ERGO Leben Asien Verwaltungs GmbH, Munchen	Other	.0.000	Munchener Ruckversicherung AG	
							VICTORIA Investment Properties Two L.P., Atlanta	.US	NIA	VICTORIA US Property Zwei GmbH, Dusseldorf	Ownership	.100.000	Munchener Ruckversicherung AG	
							VICTORIA Italy Property GmbH, Dusseldorf	.DEU	NIA	VICTORIA Lebensversicherung Aktiengesellschaft, Dusseldorf	Ownership	.100.000	Munchener Ruckversicherung AG	
			98-0168041				Victoria US Holdings, Inc., Wilmington, Delaware	.US	IA	ERGO Versicherungsgruppe AG, Dusseldorf	Ownership	.100.000	Munchener Ruckversicherung AG	
							VICTORIA US Property Investment GmbH, Dusseldorf	.DEU	NIA	VICTORIA US Property Investment GmbH, Dusseldorf	Ownership	.100.000	Munchener Ruckversicherung AG	
							VICTORIA US Property Investment GmbH, Dusseldorf	.DEU	NIA	ERGO Versicherung Aktiengesellschaft, Dusseldorf	Ownership	.50.300	Munchener Ruckversicherung AG	
							VICTORIA US Property Investment GmbH, Dusseldorf	.DEU	NIA	ERGO Lebensversicherung Aktiengesellschaft, Hamburg	Ownership	.25.000	Munchener Ruckversicherung AG	
							VICTORIA US Property Investment GmbH, Dusseldorf	.DEU	NIA	DKV Deutsche Krankenversicherung Aktiengesellschaft, Koln	Ownership	.24.800	Munchener Ruckversicherung AG	
							VICTORIA US Property Zwei GmbH, Dusseldorf	.DEU	NIA	ERGO Versicherungsgruppe AG, Dusseldorf	Ownership	.100.000	Munchener Ruckversicherung AG	
							VICTORIA Vierte Beteiligungsgesellschaft mbH, Dusseldorf	.DEU	NIA	ERGO Neunte Beteiligungsgesellschaft mbH, Dusseldorf	Ownership	.100.000	Munchener Ruckversicherung AG	
							Victoria Vierter Bauabschnitt GmbH & Co. KG, Dusseldorf	.DEU	NIA	ERGO Lebensversicherung Aktiengesellschaft, Hamburg	Ownership	.95.100	Munchener Ruckversicherung AG	
							Victoria Vierter Bauabschnitt GmbH & Co. KG, Dusseldorf	.DEU	NIA	ERGO Versicherung Aktiengesellschaft, Dusseldorf	Ownership	.4.900	Munchener Ruckversicherung AG	
							Victoria Vierter Bauabschnitt GmbH & Co. KG, Dusseldorf	.DEU	NIA	Victoria Vierter Bauabschnitt Management GmbH, Dusseldorf	Other	.0.000	Munchener Ruckversicherung AG	
							VICTORIA-VOLKSBANKEN Eletbiztosító Zrt., Budapest	.HUN	IA	ERGO Austria International AG, Wien	Ownership	.75.300	Munchener Ruckversicherung AG	
							VICTORIA-VOLKSBANKEN Eletbiztosító Zrt., Budapest	.HUN	IA	ERGO Versicherung Aktiengesellschaft, Wien	Ownership	.24.700	Munchener Ruckversicherung AG	

ANNUAL STATEMENT FOR THE YEAR 2012 OF THE American Modern Home Insurance Co.

SCHEDULE Y
PART 1A - DETAIL OF INSURANCE HOLDING COMPANY SYSTEM

1	2	3	4	5	6	7	8	9	10	11	12	13	14	15
Group Code	Group Name	NAIC Company Code	Federal ID Number	Federal RSSD	CIK	Name of Securities Exchange if Publicly Traded (U.S. or International)	Names of Parent, Subsidiaries Or Affiliates	Domiciliary Location	Relationship to Reporting Entity	Directly Controlled by (Name of Entity/Person)	Type of Control (Ownership, Board, Management, Attorney-in-Fact, Influence, Other)	If Control is Ownership Provide Percentage	Ultimate Controlling Entity(ies)/Person(s)	*
							VICTORIA-VOLKSBANKEN Poist'ovna, a.s., Bratislava	.SVK	IA	ERGO Austria International AG, Wien	Ownership	75.300	Munchener Ruckversicherung AG	
							VICTORIA-VOLKSBANKEN Poist'ovna, a.s., Bratislava	.SVK	IA	ERGO Versicherung Aktiengesellschaft, Wien	Ownership	24.700	Munchener Ruckversicherung AG	
							VICTORIA-VOLKSBANKEN Biztosító Zrt., Budapest	.HUN	IA	ERGO Austria International AG, Wien	Ownership	75.300	Munchener Ruckversicherung AG	
							VICTORIA-VOLKSBANKEN Biztosító Zrt., Budapest	.HUN	IA	ERGO Versicherung Aktiengesellschaft, Wien	Ownership	24.700	Munchener Ruckversicherung AG	
							Vorsorge Lebensversicherung Aktiengesellschaft, Dusseldorf	.DEU	IA	ERGO Versicherungsgruppe AG, Dusseldorf	Ownership	100.000	Munchener Ruckversicherung AG	
							Vorsorge Luxemburg Lebensversicherung S.A., Munsbach	.LUX	IA	Vorsorge Lebensversicherung Aktiengesellschaft, Dusseldorf	Ownership	100.000	Munchener Ruckversicherung AG	
							Watkins Syndicate Hong Kong Limited, Hong Kong	.HKG	NIA	Munich Re Holding Company (UK) Ltd., London	Ownership	67.000	Munchener Ruckversicherung AG	
							Watkins Syndicate Labuan Limited (WLAB), Labuan	.MYS	NIA	Munich Re Holding Company (UK) Ltd., London	Ownership	100.000	Munchener Ruckversicherung AG	
							Watkins Syndicate Middle East Limited, Dubai	.ARE	NIA	Munich Re Holding Company (UK) Ltd., London	Ownership	100.000	Munchener Ruckversicherung AG	
							Watkins Syndicate Singapore Pte. Limited, Singapore	.SGP	NIA	Munich Re Holding Company (UK) Ltd., London	Ownership	100.000	Munchener Ruckversicherung AG	
							welivit AG, Nurnberg	.DEU	NIA	ERGO Elfte Beteiligungsgesellschaft mbH, Dusseldorf	Ownership	100.000	Munchener Ruckversicherung AG	
							WFB Stockholm Management AB, Stockholm	.SWE	NIA	Munchener Ruckversicherung AG, Munchen	Ownership	50.000	Munchener Ruckversicherung AG	
							Windpark Borghorst-Laer GmbH & Co.KG, Bremen	.DEU	NIA	MR RENT-Investment GmbH, Munchen	Ownership	100.000	Munchener Ruckversicherung AG	
							Windpark Dargelutz GmbH & Co. KG, Bremen	.DEU	NIA	MR RENT-Investment GmbH, Munchen	Ownership	100.000	Munchener Ruckversicherung AG	
							Windpark Frauenmark GmbH & Co., Bremen	.DEU	NIA	MR RENT-Investment GmbH, Munchen	Ownership	100.000	Munchener Ruckversicherung AG	
							Windpark Geisleiden GmbH & Co KG, Bremen	.DEU	NIA	MR RENT-Investment GmbH, Munchen	Ownership	100.000	Munchener Ruckversicherung AG	
							Windpark Grossberendten 2 GmbH & Co KG, Bremen	.DEU	NIA	MR RENT-Investment GmbH, Munchen	Ownership	100.000	Munchener Ruckversicherung AG	
							Windpark Hilmersdorf GmbH & Co KG, Bremen	.DEU	NIA	MR RENT-Investment GmbH, Munchen	Ownership	100.000	Munchener Ruckversicherung AG	
							Windpark Kladrum-Zolkow GmbH & Co.KG, Bremen	.DEU	NIA	MR RENT-Investment GmbH, Munchen	Ownership	100.000	Munchener Ruckversicherung AG	
							Windpark Klein Bunzow GmbH & Co KG, Bremen	.DEU	NIA	MR RENT-Investment GmbH, Munchen	Ownership	100.000	Munchener Ruckversicherung AG	
							Windpark Kruge GmbH & Co KG, Bremen	.DEU	NIA	MR RENT-Investment GmbH, Munchen	Ownership	100.000	Munchener Ruckversicherung AG	
							Windpark Langengrassau GmbH & Co KG, Bremen	.DEU	NIA	MR RENT-Investment GmbH, Munchen	Ownership	100.000	Munchener Ruckversicherung AG	
							Windpark Markee 6 GmbH & Co. KG, Bremen	.DEU	NIA	MR RENT-Investment GmbH, Munchen	Ownership	100.000	Munchener Ruckversicherung AG	
							Windpark Marwitz GmbH & Co KG, Bremen	.DEU	NIA	MR RENT-Investment GmbH, Munchen	Ownership	100.000	Munchener Ruckversicherung AG	
							Windpark Mittelhausen GmbH & Co KG, Bremen	.DEU	NIA	MR RENT-Investment GmbH, Munchen	Ownership	100.000	Munchener Ruckversicherung AG	
							Windpark Sassenberg GmbH & Co KG, Bremen	.DEU	NIA	MR RENT-Investment GmbH, Munchen	Ownership	100.000	Munchener Ruckversicherung AG	
							Windpark Westeregein GmbH & Co. KG, Bremen	.DEU	NIA	MR RENT-Investment GmbH, Munchen	Ownership	100.000	Munchener Ruckversicherung AG	
							Windsor Health Group, Inc	.TN	NIA	Munich Health North America, Inc., Wilmington, Delaware	Ownership	100.000	Munchener Ruckversicherung AG	
.0361	Munich RE Group	14232	62-1832645 45-3787049				Windsor Health Plan of Georgia, Inc.	.GA	IA	Windsor Health Group, Inc., Atlanta, GA	Ownership	100.000	Munchener Ruckversicherung AG	
.0361	Munich RE Group	14233	45-3786992				Windsor Health Plan of Louisiana, Inc.	.LA	IA	Windsor Health Group, Inc., Atlanta, GA	Ownership	100.000	Munchener Ruckversicherung AG	
.0361	Munich RE Group		62-1531881				Windsor Health Plan, Inc.	.TN	IA	Windsor Health Group, Inc., Atlanta, GA	Ownership	100.000	Munchener Ruckversicherung AG	
			20-0011696				Windsor HomeCare Network, LLC	.TN	NIA	Windsor Health Group, Inc., Atlanta, GA	Ownership	100.000	Munchener Ruckversicherung AG	

ANNUAL STATEMENT FOR THE YEAR 2012 OF THE American Modern Home Insurance Co.

SCHEDULE Y

PART 1A - DETAIL OF INSURANCE HOLDING COMPANY SYSTEM

1	2	3	4	5	6	7	8	9	10	11	12	13	14	15
Group Code	Group Name	NAIC Company Code	Federal ID Number	Federal RSSD	CIK	Name of Securities Exchange if Publicly Traded (U.S. or International)	Names of Parent, Subsidiaries Or Affiliates	Domiciliary Location	Relationship to Reporting Entity	Directly Controlled by (Name of Entity/Person)	Type of Control (Ownership, Board, Management, Attorney-in-Fact, Influence, Other)	If Control is Ownership Provide Percentage	Ultimate Controlling Entity(ies)/Person(s)	*
			62-1530448				Windsor Management Services, Inc	TN	NIA	Windsor Health Group, Inc., Atlanta, GA	Ownership	100.000	Munchener Ruckversicherung AG	
							wpd Windpark Wergzahna GmbH & Co KG, Bremen	DEU	NIA	MR RENT-Investment GmbH, Munchen	Ownership	100.000	Munchener Ruckversicherung AG	
							wse Solarpark Spanien 1 GmbH & Co. KG, Furth	DEU	NIA	ERGO DIREKT Versicherung AG, Furth	Ownership	47.300	Munchener Ruckversicherung AG	
							wse Solarpark Spanien 1 GmbH & Co. KG, Furth	DEU	NIA	ERGO DIREKT Lebensversicherung AG, Furth	Ownership	10.000	Munchener Ruckversicherung AG	
							wse Solarpark Spanien 1 GmbH & Co. KG, Furth	DEU	NIA	MR Solar GmbH & Co. KG, Nurnberg	Ownership	10.000	Munchener Ruckversicherung AG	
							wse Solarpark Spanien 1 GmbH & Co. KG, Furth	DEU	NIA	ERGO DIREKT Krankenversicherung AG, Furth	Ownership	7.500	Munchener Ruckversicherung AG	
							wse Solarpark Spanien 1 GmbH & Co. KG, Furth	DEU	NIA	welivit New Energy GmbH, Furth	Ownership	0.500	Munchener Ruckversicherung AG	
							wse Solarpark Spanien 1 GmbH & Co. KG, Furth	DEU	NIA	welivit Solar España GmbH, Nurnberg	Other	0.000	Munchener Ruckversicherung AG	
			20-1806860				Windsor Long Term Care, LLC, Atlanta, GA	TN	NIA	Windsor Long Term Care, LLC, Atlanta, GA	Ownership	100.000	Munchener Ruckversicherung AG	
							50 Plus Strategies, Inc.	TN	NIA	50 Plus Strategies, Inc.	Ownership	100.000	Munchener Ruckversicherung AG	
							80e LIMITED, Bristol	GBR	NIA	DAS UK Holdings Limited, Bristol	Ownership	100.000	Munchener Ruckversicherung AG	
							Acalater 140014 S.L., Playa del Inglés	ESP	NIA	wse Solarpark Spanien 1 GmbH & Co. KG, Furth	Ownership	100.000	Munchener Ruckversicherung AG	
							Aitesacho 5005 S.L., Playa del Inglés	ESP	NIA	wse Solarpark Spanien 1 GmbH & Co. KG, Furth	Ownership	100.000	Munchener Ruckversicherung AG	
							Albulzaga 8008 S.L., Playa del Inglés	ESP	NIA	wse Solarpark Spanien 1 GmbH & Co. KG, Furth	Ownership	100.000	Munchener Ruckversicherung AG	
							Aleama 150015 S.L., Madrid	ESP	NIA	wse Solarpark Spanien 1 GmbH & Co. KG, Furth	Ownership	100.000	Munchener Ruckversicherung AG	
							Amicus Ltd., Bristol	GBR	NIA	Amicus Legal Ltd., Bristol	Ownership	100.000	Munchener Ruckversicherung AG	
							Amladeza 7007 S.L., Playa del Inglés	ESP	NIA	wse Solarpark Spanien 1 GmbH & Co. KG, Furth	Ownership	100.000	Munchener Ruckversicherung AG	
							Arridabra 130013 S.L., Madrid	ESP	NIA	wse Solarpark Spanien 1 GmbH & Co. KG, Furth	Ownership	100.000	Munchener Ruckversicherung AG	
							ARTES Assekuranzservice GmbH, Dusseldorf	DEU	NIA	Merkur Grundstücks- und Beteiligungs-Gesellschaft mit beschränkter Haftung, Dusseldorf	Ownership	100.000	Munchener Ruckversicherung AG	
							ArztPartner almeda AG, Munchen	DEU	NIA	DKV Deutsche Krankenversicherung Aktiengesellschaft, Koln	Ownership	100.000	Munchener Ruckversicherung AG	
							Associated Asset Management Corporation B.V., Hertogenbosch	NLD	NIA	VICTORIA Immobilien Management GmbH, Munchen	Ownership	51.000	Munchener Ruckversicherung AG	
							B&D Acquisition B.V., Amsterdam	NLD	NIA	DAS Legal Finance B.V., Amsterdam	Ownership	80.000	Munchener Ruckversicherung AG	
							B&D Business Solutions B.V., Utrecht	NLD	NIA	B&D Acquisition B.V., Amsterdam	Ownership	100.000	Munchener Ruckversicherung AG	
							Badozoc 1001 S.L., Madrid	ESP	NIA	wse Solarpark Spanien 1 GmbH & Co. KG, Furth	Ownership	100.000	Munchener Ruckversicherung AG	
							Bank Austria Creditanstalt Versicherungsdienst GmbH, Wien	AUT	NIA	Bank Austria Creditanstalt Versicherung AG, Wien	Ownership	100.000	Munchener Ruckversicherung AG	
							Baqueda 7007 S.L., Madrid	ESP	NIA	wse Solarpark Spanien 1 GmbH & Co. KG, Furth	Ownership	100.000	Munchener Ruckversicherung AG	
							Beaufort Dedicated No.3 Ltd, London	GBR	IA	MSP Underwriting Ltd., London	Ownership	100.000	Munchener Ruckversicherung AG	
							Beaufort Dedicated No.4 Ltd, London	GBR	IA	MSP Underwriting Ltd., London	Ownership	100.000	Munchener Ruckversicherung AG	
							Beaufort Dedicated No.6 Ltd, London	GBR	IA	MSP Underwriting Ltd., London	Ownership	100.000	Munchener Ruckversicherung AG	
							Beaufort Underwriting Services Limited, London	GBR	NIA	MSP Underwriting Ltd., London	Ownership	100.000	Munchener Ruckversicherung AG	

ANNUAL STATEMENT FOR THE YEAR 2012 OF THE American Modern Home Insurance Co.

SCHEDULE Y

PART 1A - DETAIL OF INSURANCE HOLDING COMPANY SYSTEM

1	2	3	4	5	6	7	8	9	10	11	12	13	14	15
Group Code	Group Name	NAIC Company Code	Federal ID Number	Federal RSSD	CIK	Name of Securities Exchange if Publicly Traded (U.S. or International)	Names of Parent, Subsidiaries Or Affiliates	Domiciliary Location	Relationship to Reporting Entity	Directly Controlled by (Name of Entity/Person)	Type of Control (Ownership, Board, Management, Attorney-in-Fact, Influence, Other)	If Control is Ownership Provide Percentage	Ultimate Controlling Entity(ies)/Person(s)	*
							Bell & Clements Underwriting Managers Ltd, London	GBR	NIA	Bell & Clements (London) Ltd, London	Ownership	100.000	Munchener Ruckversicherung AG	
							BioEnergie Elbe-Elster GmbH & Co. KG, Elsterwerda	DEU	NIA	Seldac 1. Kommunalen-Rendite-Fonds GmbH & Co. KG, Dusseldorf	Ownership	100.000	Munchener Ruckversicherung AG	
							BioEnergie Verwaltungs-GmbH, Elsterwerda	DEU	NIA	IDEENKAPITAL Financial Engineering GmbH, Dusseldorf	Ownership	100.000	Munchener Ruckversicherung AG	
							Blitz 01-807 GmbH, Munchen	DEU	NIA	ERGO Versicherung Aktiengesellschaft, Dusseldorf	Ownership	100.000	Munchener Ruckversicherung AG	
							Bobasbe 6006 S.L., Madrid	ESP	NIA	wse Solarpark Spanien 1 GmbH & Co. KG, Furth	Ownership	100.000	Munchener Ruckversicherung AG	
							Botedazo 8008 S.L., Madrid	ESP	NIA	wse Solarpark Spanien 1 GmbH & Co. KG, Furth	Ownership	100.000	Munchener Ruckversicherung AG	
							Bureau voor kredietinformaties Janssen B.V., s-Gravenhage	NLD	NIA	Bureau voor kredietinformaties Janssen Holding B.V., s-Gravenhage	Ownership	100.000	Munchener Ruckversicherung AG	
							Bureau voor kredietinformaties Janssen Holding B.V., s-Gravenhage	NLD	NIA	DAS Incasso Rotterdam B.V., Rotterdam	Ownership	100.000	Munchener Ruckversicherung AG	
							Callopio 5005 S.L., Madrid	ESP	NIA	wse Solarpark Spanien 1 GmbH & Co. KG, Furth	Ownership	100.000	Munchener Ruckversicherung AG	
							Camcichu 9009 S.L., Madrid	ESP	NIA	wse Solarpark Spanien 1 GmbH & Co. KG, Furth	Ownership	100.000	Munchener Ruckversicherung AG	
							CAPITAL PLAZA Holding GmbH, Dusseldorf	DEU	NIA	ERGO Versicherungsgruppe AG, Dusseldorf	Ownership	70.000	Munchener Ruckversicherung AG	
							CAPITAL PLAZA Holding GmbH, Dusseldorf	DEU	NIA	DKV Deutsche Krankenversicherung Aktiengesellschaft, Koln	Ownership	10.000	Munchener Ruckversicherung AG	
							CAPITAL PLAZA Holding GmbH, Dusseldorf	DEU	NIA	VICTORIA Lebensversicherung Aktiengesellschaft, Dusseldorf	Ownership	10.000	Munchener Ruckversicherung AG	
							CAPITAL PLAZA Holding GmbH, Dusseldorf	DEU	NIA	ERGO Lebensversicherung Aktiengesellschaft, Hamburg	Ownership	10.000	Munchener Ruckversicherung AG	
							Caracuel Solar Catorce S.L., Madrid	ESP	NIA	wse Solarpark Spanien 1 GmbH & Co. KG, Furth	Ownership	100.000	Munchener Ruckversicherung AG	
							Caracuel Solar Cinco S.L., Madrid	ESP	NIA	wse Solarpark Spanien 1 GmbH & Co. KG, Furth	Ownership	100.000	Munchener Ruckversicherung AG	
							Caracuel Solar Cuatro S.L., Madrid	ESP	NIA	wse Solarpark Spanien 1 GmbH & Co. KG, Furth	Ownership	100.000	Munchener Ruckversicherung AG	
							Caracuel Solar Dieciocho S.L., Madrid	ESP	NIA	wse Solarpark Spanien 1 GmbH & Co. KG, Furth	Ownership	100.000	Munchener Ruckversicherung AG	
							Caracuel Solar Dieciseis S.L., Madrid	ESP	NIA	wse Solarpark Spanien 1 GmbH & Co. KG, Furth	Ownership	100.000	Munchener Ruckversicherung AG	
							Caracuel Solar Diecisiete S.L., Madrid	ESP	NIA	wse Solarpark Spanien 1 GmbH & Co. KG, Furth	Ownership	100.000	Munchener Ruckversicherung AG	
							Caracuel Solar Diez S.L., Madrid	ESP	NIA	wse Solarpark Spanien 1 GmbH & Co. KG, Furth	Ownership	100.000	Munchener Ruckversicherung AG	
							Caracuel Solar Doce S.L., Madrid	ESP	NIA	wse Solarpark Spanien 1 GmbH & Co. KG, Furth	Ownership	100.000	Munchener Ruckversicherung AG	
							Caracuel Solar Dos S.L., Madrid	ESP	NIA	wse Solarpark Spanien 1 GmbH & Co. KG, Furth	Ownership	100.000	Munchener Ruckversicherung AG	
							Caracuel Solar Nueve S.L., Madrid	ESP	NIA	wse Solarpark Spanien 1 GmbH & Co. KG, Furth	Ownership	100.000	Munchener Ruckversicherung AG	
							Caracuel Solar Ocho S.L., Madrid	ESP	NIA	wse Solarpark Spanien 1 GmbH & Co. KG, Furth	Ownership	100.000	Munchener Ruckversicherung AG	
							Caracuel Solar Once S.L., Madrid	ESP	NIA	wse Solarpark Spanien 1 GmbH & Co. KG, Furth	Ownership	100.000	Munchener Ruckversicherung AG	

ANNUAL STATEMENT FOR THE YEAR 2012 OF THE American Modern Home Insurance Co.

SCHEDULE Y

PART 1A - DETAIL OF INSURANCE HOLDING COMPANY SYSTEM

1	2	3	4	5	6	7	8	9	10	11	12	13	14	15
Group Code	Group Name	NAIC Company Code	Federal ID Number	Federal RSSD	CIK	Name of Securities Exchange if Publicly Traded (U.S. or International)	Names of Parent, Subsidiaries Or Affiliates	Domiciliary Location	Relationship to Reporting Entity	Directly Controlled by (Name of Entity/Person)	Type of Control (Ownership, Board, Management, Attorney-in-Fact, Influence, Other)	If Control is Ownership Provide Percentage	Ultimate Controlling Entity(ies)/Person(s)	*
							Caracuel Solar Quince S.L., Madrid	ESP	NIA	wse Solarpark Spanien 1 GmbH & Co. KG, Furth	Ownership	100.000	Munchener Ruckversicherung AG	
							Caracuel Solar Seis S.L., Madrid	ESP	NIA	wse Solarpark Spanien 1 GmbH & Co. KG, Furth	Ownership	100.000	Munchener Ruckversicherung AG	
							Caracuel Solar Siete S.L., Madrid	ESP	NIA	wse Solarpark Spanien 1 GmbH & Co. KG, Furth	Ownership	100.000	Munchener Ruckversicherung AG	
							Caracuel Solar Trece S.L., Madrid	ESP	NIA	wse Solarpark Spanien 1 GmbH & Co. KG, Furth	Ownership	100.000	Munchener Ruckversicherung AG	
							Caracuel Solar Tres S.L., Madrid	ESP	NIA	wse Solarpark Spanien 1 GmbH & Co. KG, Furth	Ownership	100.000	Munchener Ruckversicherung AG	
							Caracuel Solar Uno S.L., Madrid	ESP	NIA	wse Solarpark Spanien 1 GmbH & Co. KG, Furth	Ownership	100.000	Munchener Ruckversicherung AG	
							CarePlus Gesellschaft fur Versorgungsmanagement mbH, Koln	DEU	NIA	DKV Prilegedienste & Residenzen GmbH, Koln	Ownership	100.000	Munchener Ruckversicherung AG	
							Chobocuga 150015 S.L., Playa del Inglés	ESP	NIA	wse Solarpark Spanien 1 GmbH & Co. KG, Furth	Ownership	100.000	Munchener Ruckversicherung AG	
							Ciborum GmbH, Munchen	DEU	NIA	D.A.S. Deutscher Automobil Schutz Allgemeine Rechtsschutz-Versicherungs-Aktiengesellschaft, Munchen	Ownership	100.000	Munchener Ruckversicherung AG	
							Comino Beteiligungen GmbH, Grunwald	DEU	NIA	Munchener Ruckversicherung AG, Munchen	Ownership	100.000	Munchener Ruckversicherung AG	
			38-3470438				Copper Leaf Research	MI	NIA	American Modern Insurance Group, Inc., Amelia, Ohio	Ownership	100.000	Munchener Ruckversicherung AG	
							Corion Pty Limited, Sydney	AUS	NIA	Munich Holdings of Australasia Pty. Ltd., Sydney	Ownership	100.000	Munchener Ruckversicherung AG	
							Cotatrillo 100010 S.L., Madrid	ESP	NIA	wse Solarpark Spanien 1 GmbH & Co. KG, Furth	Ownership	100.000	Munchener Ruckversicherung AG	
							DAS Consultancy & Detaching Rotterdam B.V., Rotterdam	NLD	NIA	DAS Legal Finance B.V., Amsterdam	Ownership	75.000	Munchener Ruckversicherung AG	
							DAS Financial Services B.V., Amsterdam	NLD	NIA	DAS Legal Finance B.V., Amsterdam	Ownership	51.000	Munchener Ruckversicherung AG	
							DAS Incasso Arnhem B.V., Arnhem	NLD	NIA	DAS Legal Finance B.V., Amsterdam	Ownership	100.000	Munchener Ruckversicherung AG	
							DAS Incasso Eindhoven B.V., s-Hertogenbosch	NLD	NIA	DAS Legal Finance B.V., Amsterdam	Ownership	80.000	Munchener Ruckversicherung AG	
							DAS Incasso Rotterdam B.V., Rotterdam	NLD	NIA	DAS Legal Finance B.V., Amsterdam	Ownership	80.000	Munchener Ruckversicherung AG	
							DAS Law Limited, Bristol	GBR	NIA	DAS UK Holdings Limited, Bristol	Ownership	100.000	Munchener Ruckversicherung AG	
							DAS Legal Protection Ireland Limited, Dublin	JRL	NIA	DAS UK Holdings Limited, Bristol	Ownership	100.000	Munchener Ruckversicherung AG	
							DAS Legal Protection Limited, Christchurch, Neuseeland	NZL	NIA	Amicus Legal Ltd., Bristol	Ownership	100.000	Munchener Ruckversicherung AG	
							DAS Legal Protection Limited, Vancouver	CAN	NIA	DAS UK Holdings Limited, Bristol	Ownership	100.000	Munchener Ruckversicherung AG	
							DAS Legal Protection Pty. Ltd., Sydney	AUS	NIA	DAS UK Holdings Limited, Bristol	Ownership	100.000	Munchener Ruckversicherung AG	
							DAS Lex Assistance, S.L., L'Hospitalet de Llobregat	ESP	NIA	D.A.S. Defensa del Automovilista y de Siniestros - Internacional, S.A. de Seguros y Reaseguros, Barcelona	Ownership	100.000	Munchener Ruckversicherung AG	
							De Wit Visser's Incasso Holding B.V., Breda	NLD	NIA	DAS Legal Finance B.V., Amsterdam	Ownership	95.000	Munchener Ruckversicherung AG	
							Diana Vermögensverwaltungs AG, Munchen	DEU	NIA	Munchener Ruckversicherung AG, Munchen	Ownership	100.000	Munchener Ruckversicherung AG	
							DKV - Beta Vermögensverwaltungs GmbH, Koln	DEU	NIA	DKV Deutsche Krankenversicherung Aktiengesellschaft, Koln	Ownership	100.000	Munchener Ruckversicherung AG	
							DKV Gesundheits Service GmbH, Koln	DEU	NIA	DKV Deutsche Krankenversicherung Aktiengesellschaft, Koln	Ownership	100.000	Munchener Ruckversicherung AG	

ANNUAL STATEMENT FOR THE YEAR 2012 OF THE American Modern Home Insurance Co.

SCHEDULE Y

PART 1A - DETAIL OF INSURANCE HOLDING COMPANY SYSTEM

1	2	3	4	5	6	7	8	9	10	11	12	13	14	15
Group Code	Group Name	NAIC Company Code	Federal ID Number	Federal RSSD	CIK	Name of Securities Exchange if Publicly Traded (U.S. or International)	Names of Parent, Subsidiaries Or Affiliates	Domiciliary Location	Relationship to Reporting Entity	Directly Controlled by (Name of Entity/Person)	Type of Control (Ownership, Board, Management, Attorney-in-Fact, Influence, Other)	If Control is Ownership Provide Percentage	Ultimate Controlling Entity(ies)/Person(s)	*
							DKV Immobilienverwaltungs GmbH, Köln	DEU	NIA	DKV Deutsche Krankenversicherung Aktiengesellschaft, Köln	Ownership	100.000	Munchener Ruckversicherung AG	
							DKV Residenz am Tibusplatz gGmbH, Munster	DEU	NIA	DKV Pflegedienste & Residenzen GmbH, Köln	Ownership	100.000	Munchener Ruckversicherung AG	
							DKV Servicios, S.A., Saragossa	ESP	NIA	DKV Seguros y Reaseguros, Sociedad Anónima Española, Saragossa	Ownership	100.000	Munchener Ruckversicherung AG	
							DKV-Residenz in der Contrescarpe GmbH, Bremen	DEU	NIA	DKV Pflegedienste & Residenzen GmbH, Köln	Ownership	100.000	Munchener Ruckversicherung AG	
							DRA Debt Recovery Agency B.V., s-Gravenhage	NLD	NIA	EDR Credit Services B.V., s-Gravenhage	Ownership	100.000	Munchener Ruckversicherung AG	
							E&S Claims Management Inc., Reston, Virginia, USA	US	NIA	Bell & Clements (USA) Inc, Reston, Virginia, USA	Other	0.000	Munchener Ruckversicherung AG	
							Economic Data Research B.V., Leidschendam	NLD	NIA	Economic Data Resources B.V., Leidschendam	Ownership	100.000	Munchener Ruckversicherung AG	
							Economic Data Resources B.V., Leidschendam	NLD	NIA	Economic Data Resources B.V., Leidschendam	Ownership	100.000	Munchener Ruckversicherung AG	
							EDR Acquisition B.V., Amsterdam	NLD	NIA	EDR Credit Services B.V., s-Gravenhage	Ownership	100.000	Munchener Ruckversicherung AG	
							EDR Credit Services B.V., s-Gravenhage	NLD	NIA	DAS Legal Finance B.V., Amsterdam	Ownership	100.000	Munchener Ruckversicherung AG	
							ERGO Alpha GmbH, Dusseldorf	DEU	NIA	ERGO Acquisition B.V., Amsterdam	Ownership	100.000	Munchener Ruckversicherung AG	
							ERGO Asia Management Pte. Ltd., Singapur	SGP	NIA	ERGO Versicherungsgruppe AG, Dusseldorf	Ownership	100.000	Munchener Ruckversicherung AG	
							ERGO GmbH, Herisau	CHE	NIA	ERGO International Aktiengesellschaft, Dusseldorf	Ownership	100.000	Munchener Ruckversicherung AG	
							ERGO Gourmet GmbH, Dusseldorf	DEU	NIA	ERGO Versicherungsgruppe AG, Dusseldorf	Ownership	100.000	Munchener Ruckversicherung AG	
							ERGO Immobilien-GmbH 1. DKV & Co. KG, Kreien	DEU	NIA	DKV Deutsche Krankenversicherung Aktiengesellschaft, Köln	Ownership	100.000	Munchener Ruckversicherung AG	
							ERGO Immobilien-GmbH 15.Victoria & Co. KG, Kreien	DEU	NIA	VICTORIA Lebensversicherung Aktiengesellschaft, Dusseldorf	Ownership	100.000	Munchener Ruckversicherung AG	
							ERGO Immobilien-GmbH 15.Victoria & Co. KG, Kreien	DEU	NIA	ERGO Immobilien-Verwaltungs-GmbH, Kreien	Other	0.000	Munchener Ruckversicherung AG	
							ERGO Immobilien-GmbH 4. DKV & Co. KG, Kreien	DEU	NIA	DKV Deutsche Krankenversicherung Aktiengesellschaft, Köln	Ownership	100.000	Munchener Ruckversicherung AG	
							ERGO Immobilien-GmbH 6.Hamburg-Mannheimer & Co. KG, Kreien	DEU	NIA	ERGO Lebensversicherung Aktiengesellschaft, Hamburg	Ownership	100.000	Munchener Ruckversicherung AG	
							ERGO Immobilien-GmbH 6.Hamburg-Mannheimer & Co. KG, Kreien	DEU	NIA	ERGO Immobilien-Verwaltungs-GmbH, Kreien	Other	0.000	Munchener Ruckversicherung AG	
							ERGO Immobilien-GmbH 7.Hamburg-Mannheimer & Co. KG, Kreien	DEU	NIA	ERGO Lebensversicherung Aktiengesellschaft, Hamburg	Ownership	100.000	Munchener Ruckversicherung AG	
							ERGO Immobilien-GmbH 7.Hamburg-Mannheimer & Co. KG, Kreien	DEU	NIA	ERGO Immobilien-Verwaltungs-GmbH, Kreien	Other	0.000	Munchener Ruckversicherung AG	
							ERGO Immobilien-Verwaltungs-GmbH, Kreien	DEU	NIA	ERGO Versicherungsgruppe AG, Dusseldorf	Ownership	100.000	Munchener Ruckversicherung AG	
							ERGO Insurance Service GmbH, Wien	AUT	NIA	Bank Austria Creditanstalt Versicherung AG, Wien	Ownership	49.800	Munchener Ruckversicherung AG	
							ERGO Insurance Service GmbH, Wien	AUT	NIA	ERGO Versicherung Aktiengesellschaft, Wien	Ownership	49.800	Munchener Ruckversicherung AG	
							ERGO Leben Asien Verwaltungs GmbH, Munchen	DEU	NIA	ERGO Lebensversicherung Aktiengesellschaft, Hamburg	Ownership	100.000	Munchener Ruckversicherung AG	
							ERGO PORTFOY YONETIMI A.S., Istanbul	TUR	NIA	ERGO Grubu Holding A.S., Istanbul	Ownership	100.000	Munchener Ruckversicherung AG	
							ERGO Private Capital GmbH, Dusseldorf	DEU	NIA	ERGO Versicherungsgruppe AG, Dusseldorf	Ownership	100.000	Munchener Ruckversicherung AG	
							ERGO Private Capital Zweite GmbH & Co. KG, Dusseldorf	DEU	NIA	ERGO Lebensversicherung Aktiengesellschaft, Hamburg	Ownership	72.000	Munchener Ruckversicherung AG	

ANNUAL STATEMENT FOR THE YEAR 2012 OF THE American Modern Home Insurance Co.

SCHEDULE Y
PART 1A - DETAIL OF INSURANCE HOLDING COMPANY SYSTEM

1	2	3	4	5	6	7	8	9	10	11	12	13	14	15
Group Code	Group Name	NAIC Company Code	Federal ID Number	Federal RSSD	CIK	Name of Securities Exchange if Publicly Traded (U.S. or International)	Names of Parent, Subsidiaries Or Affiliates	Domiciliary Location	Relationship to Reporting Entity	Directly Controlled by (Name of Entity/Person)	Type of Control (Ownership, Board, Management, Attorney-in-Fact, Influence, Other)	If Control is Ownership Provide Percentage	Ultimate Controlling Entity(ies)/Person(s)	*
							ERGO Private Capital Zweite GmbH & Co. KG, Dusseldorf	DEU	NIA	VICTORIA Lebensversicherung Aktiengesellschaft, Dusseldorf	Ownership	23.500	Munchener Ruckversicherung AG	
							ERGO Private Capital Zweite GmbH & Co. KG, Dusseldorf	DEU	NIA	ERGO Pensionskasse AG, Dusseldorf	Ownership	3.500	Munchener Ruckversicherung AG	
							ERGO Private Capital Zweite GmbH & Co. KG, Dusseldorf	DEU	NIA	Hamburg-Mannheimer Pensionskasse AG, Hamburg	Ownership	1.000	Munchener Ruckversicherung AG	
							ERGO Private Capital Zweite GmbH & Co. KG, Dusseldorf	DEU	NIA	ERGO Private Capital GmbH, Dusseldorf	Other	0.000	Munchener Ruckversicherung AG	
							ERGO Pro Sp. z o.o., Warschau	POL	NIA	ERGO Lebensversicherung Aktiengesellschaft, Hamburg	Ownership	100.000	Munchener Ruckversicherung AG	
							ERGO Pro, spol. s r.o., Prag	CZE	NIA	ERGO Lebensversicherung Aktiengesellschaft, Hamburg	Ownership	100.000	Munchener Ruckversicherung AG	
							ERGO Specialty GmbH, Hamburg	DEU	NIA	ERGO Versicherung Aktiengesellschaft, Dusseldorf	Ownership	100.000	Munchener Ruckversicherung AG	
							ERGO Versicherungs- und Finanzierungs-Vermittlung GmbH, Hamburg	DEU	NIA	ERGO Versicherung Aktiengesellschaft, Dusseldorf	Ownership	100.000	Munchener Ruckversicherung AG	
							ERGO Zehnte Beteiligungsgesellschaft mbH, Dusseldorf	DEU	NIA	ERGO Versicherungsgruppe AG, Dusseldorf	Ownership	100.000	Munchener Ruckversicherung AG	
							ERIN Sigorta Aracilik Hizmetleri Limited Sirketi, Istanbul	TUR	NIA	ERGO International Aktiengesellschaft, Dusseldorf	Ownership	100.000	Munchener Ruckversicherung AG	
							ERV (China) Travel Service and Consulting Ltd., Beijing	CHN	NIA	European Assistance Holding GmbH, Munchen	Ownership	100.000	Munchener Ruckversicherung AG	
							ERV (India) Travel Service and Consulting Private Limited, Mumbai	IND	NIA	EUROPAISCHE Reiseversicherung Aktiengesellschaft, Munchen	Ownership	100.000	Munchener Ruckversicherung AG	
							ERV Seyahat Sigorta Aracilik Hizmetleri ve Danismanlik Ltd.Sti., Istanbul	TUR	NIA	EUROPAISCHE Reiseversicherung Aktiengesellschaft, Munchen	Ownership	99.000	Munchener Ruckversicherung AG	
							Esoleme 120012 S.L., Playa del Inglés	ESP	NIA	wse Solarpark Spanien 1 GmbH & Co. KG, Furth	Ownership	100.000	Munchener Ruckversicherung AG	
							Etics, s.r.o., Prag	CZE	NIA	ERV pojišt'ovna, a.s., Prag	Ownership	100.000	Munchener Ruckversicherung AG	
							Etoblete 160016 S.L., Madrid	ESP	NIA	wse Solarpark Spanien 1 GmbH & Co. KG, Furth	Ownership	100.000	Munchener Ruckversicherung AG	
							Etogibon 100010 S.L., Playa del Inglés	ESP	NIA	wse Solarpark Spanien 1 GmbH & Co. KG, Furth	Ownership	100.000	Munchener Ruckversicherung AG	
							Etolede 6006 S.L., Playa del Inglés	ESP	NIA	wse Solarpark Spanien 1 GmbH & Co. KG, Furth	Ownership	100.000	Munchener Ruckversicherung AG	
							EUREKA GmbH, Dusseldorf	DEU	NIA	VICTORIA Lebensversicherung Aktiengesellschaft, Dusseldorf	Ownership	33.300	Munchener Ruckversicherung AG	
							EUREKA GmbH, Dusseldorf	DEU	NIA	DKV Deutsche Krankenversicherung Aktiengesellschaft, Koln	Ownership	33.300	Munchener Ruckversicherung AG	
							EUREKA GmbH, Dusseldorf	DEU	NIA	ERGO Lebensversicherung Aktiengesellschaft, Hamburg	Ownership	33.300	Munchener Ruckversicherung AG	
							Euro Alarm Assistance Prague, Prag	CZE	NIA	ERV pojišt'ovna, a.s., Prag	Ownership	100.000	Munchener Ruckversicherung AG	
							Euro-Center (Cyprus) Ltd., Larnaca	CYP	NIA	Euro-Center Holding A/S, Kopenhagen	Ownership	100.000	Munchener Ruckversicherung AG	
							Euro-Center (Thailand) Co. Ltd., Bangkok	THA	NIA	Euro-Center Holding A/S, Kopenhagen	Ownership	100.000	Munchener Ruckversicherung AG	
							Euro-Center Cape Town (Pty.) Ltd., Cape Town	ZAF	NIA	Euro-Center Holding A/S, Kopenhagen	Ownership	100.000	Munchener Ruckversicherung AG	
							Euro-Center China (HK) Co., Ltd., Beijing	CHN	NIA	Euro-Center Holding A/S, Kopenhagen	Ownership	100.000	Munchener Ruckversicherung AG	
							Euro-Center Holding A/S, Kopenhagen	DNK	NIA	ERV Forsakringsaktiebolag (publ), Stockholm	Ownership	16.700	Munchener Ruckversicherung AG	
							Euro-Center Holding A/S, Kopenhagen	DNK	NIA	ERV pojišt'ovna, a.s., Prag	Ownership	16.700	Munchener Ruckversicherung AG	

ANNUAL STATEMENT FOR THE YEAR 2012 OF THE American Modern Home Insurance Co.

SCHEDULE Y
PART 1A - DETAIL OF INSURANCE HOLDING COMPANY SYSTEM

1	2	3	4	5	6	7	8	9	10	11	12	13	14	15
Group Code	Group Name	NAIC Company Code	Federal ID Number	Federal RSSD	CIK	Name of Securities Exchange if Publicly Traded (U.S. or International)	Names of Parent, Subsidiaries Or Affiliates	Domiciliary Location	Relationship to Reporting Entity	Directly Controlled by (Name of Entity/Person)	Type of Control (Ownership, Board, Management, Attorney-in-Fact, Influence, Other)	If Control is Ownership Provide Percentage	Ultimate Controlling Entity(ies)/Person(s)	*
							Euro-Center Holding A/S, Kopenhagen	.DNK	NIA	Europaeiske Rejseforsikring A/S, Kopenhagen	Ownership	16.700	Munchener Ruckversicherung AG	
							Euro-Center Holding A/S, Kopenhagen	.DNK	NIA	EUROPAISCHE Reiseversicherung Aktiengesellschaft, Munchen	Ownership	16.700	Munchener Ruckversicherung AG	
							Euro-Center Holding A/S, Kopenhagen	.DNK	NIA	Compania Europea de Seguros S.A., Madrid	Ownership	16.700	Munchener Ruckversicherung AG	
							Euro-Center Holding North Asia (HK) Pte. Ltd., Hongkong	.HKG	NIA	Euro-Center Holding A/S, Kopenhagen	Ownership	100.000	Munchener Ruckversicherung AG	
							Euro-Center Ltda., Rio de Janeiro	.BRA	NIA	Euro-Center Holding A/S, Kopenhagen	Ownership	100.000	Munchener Ruckversicherung AG	
							Euro-Center USA, Inc., New York	.US	NIA	Euro-Center Holding A/S, Kopenhagen	Ownership	100.000	Munchener Ruckversicherung AG	
							Euro-Center Yerel Yardim, Istanbul	.TUR	NIA	Euro-Center Holding A/S, Kopenhagen	Ownership	100.000	Munchener Ruckversicherung AG	
							Euro-Center, S.A. (Spain), Palma de Mallorca	.ESP	NIA	Euro-Center Holding A/S, Kopenhagen	Ownership	100.000	Munchener Ruckversicherung AG	
							Europaische (UK) Ltd., London	.GBR	NIA	EUROPAISCHE Reiseversicherung Aktiengesellschaft, Munchen	Ownership	100.000	Munchener Ruckversicherung AG	
							European Assistance Holding GmbH, Munchen	.DEU	NIA	EUROPAISCHE Reiseversicherung Aktiengesellschaft, Munchen	Ownership	60.000	Munchener Ruckversicherung AG	
							European Assistance Holding GmbH, Munchen	.DEU	NIA	Compania Europea de Seguros S.A., Madrid	Ownership	10.000	Munchener Ruckversicherung AG	
							European Assistance Holding GmbH, Munchen	.DEU	NIA	ERV Forsakringsaktiebolag (publ), Stockholm	Ownership	10.000	Munchener Ruckversicherung AG	
							European Assistance Holding GmbH, Munchen	.DEU	NIA	ERV pojišt'ovna, a.s., Prag	Ownership	10.000	Munchener Ruckversicherung AG	
							European Assistance Holding GmbH, Munchen	.DEU	NIA	Europaeiske Rejseforsikring A/S, Kopenhagen	Ownership	10.000	Munchener Ruckversicherung AG	
							Evaluación Médica TUW, S.L., Barcelona	.ESP	NIA	Munchener Ruckversicherung AG, Munchen	Ownership	100.000	Munchener Ruckversicherung AG	
							EVV Logistik Management GmbH, Dusseldorf	.DEU	NIA	VICTORIA Lebensversicherung Aktiengesellschaft, Dusseldorf	Ownership	64.000	Munchener Ruckversicherung AG	
							EVV Logistik Management GmbH, Dusseldorf	.DEU	NIA	DKV Deutsche Krankenversicherung Aktiengesellschaft, Koln	Ownership	20.000	Munchener Ruckversicherung AG	
							EVV Logistik Management GmbH, Dusseldorf	.DEU	NIA	ERGO Versicherungsgruppe AG, Dusseldorf	Ownership	16.000	Munchener Ruckversicherung AG	
							Exolvo GmbH, Hamburg	.DEU	NIA	ERGO Versicherungsgruppe AG, Dusseldorf	Ownership	100.000	Munchener Ruckversicherung AG	
							First Legal Protection Limited, Bristol	.GBR	NIA	DAS UK Holdings Limited, Bristol	Ownership	100.000	Munchener Ruckversicherung AG	
							First Marine Financial Services, Amelia, Ohio	.OH	NIA	American Modern Home Insurance Company, Amelia, Ohio	Ownership	100.000	Munchener Ruckversicherung AG	
							Forst Ebnath AG, Ebnath	.DEU	NIA	Munchener Ruckversicherung AG, Munchen	Ownership	96.700	Munchener Ruckversicherung AG	
							Gamaponti 140014 S.L., Madrid	.ESP	NIA	wse Solarpark Spanien 1 GmbH & Co. KG, Furth	Ownership	100.000	Munchener Ruckversicherung AG	
							GBG Vogelsanger Strasse GmbH, Koln	.DEU	NIA	DKV Deutsche Krankenversicherung Aktiengesellschaft, Koln	Ownership	94.000	Munchener Ruckversicherung AG	
							Gebaude Service Gesellschaft Uberseering 35 mbH, Hamburg	.DEU	NIA	ERGO Lebensversicherung Aktiengesellschaft, Hamburg	Ownership	100.000	Munchener Ruckversicherung AG	
							GEMEDA Gesellschaft fur medizinische Datenerfassung und Auswertung sowie Serviceleistungen fur freie Berufe mbH, Koln	.DEU	NIA	DKV Deutsche Krankenversicherung Aktiengesellschaft, Koln	Ownership	100.000	Munchener Ruckversicherung AG	
							goDentis - Gesellschaft fur Innovation in der Zahnheilkunde mbH, Koln	.DEU	NIA	DKV Deutsche Krankenversicherung Aktiengesellschaft, Koln	Ownership	100.000	Munchener Ruckversicherung AG	
							goMedus Gesellschaft fur Qualitat in der Medizin mbH, Koln	.DEU	NIA	DKV Deutsche Krankenversicherung Aktiengesellschaft, Koln	Ownership	100.000	Munchener Ruckversicherung AG	
							goMedus GmbH & Co. KG, Koln	.DEU	NIA	DKV Deutsche Krankenversicherung Aktiengesellschaft, Koln	Ownership	100.000	Munchener Ruckversicherung AG	

ANNUAL STATEMENT FOR THE YEAR 2012 OF THE American Modern Home Insurance Co.

SCHEDULE Y

PART 1A - DETAIL OF INSURANCE HOLDING COMPANY SYSTEM

1	2	3	4	5	6	7	8	9	10	11	12	13	14	15
Group Code	Group Name	NAIC Company Code	Federal ID Number	Federal RSSD	CIK	Name of Securities Exchange if Publicly Traded (U.S. or International)	Names of Parent, Subsidiaries Or Affiliates	Domiciliary Location	Relationship to Reporting Entity	Directly Controlled by (Name of Entity/Person)	Type of Control (Ownership, Board, Management, Attorney-in-Fact, Influence, Other)	If Control is Ownership Provide Percentage	Ultimate Controlling Entity(ies)/Person(s)	*
							goMedus GmbH & Co. KG, Köln	DEU	NIA	goMedus Gesellschaft für Qualität in der Medizin mbH, Köln	Other	0.000	Munchener Rückversicherung AG	
							GRANCAN Sun-Line S.L., Madrid	ESP	NIA	wse Solarpark Spanien 1 GmbH & Co. KG, Furth	Ownership	100.000	Munchener Rückversicherung AG	
							Great Lakes Marine Insurance Agency Pty Ltd i.L., Sydney	AUS	NIA	Corion Pty Limited, Sydney	Ownership	100.000	Munchener Rückversicherung AG	
							Great Lakes Re Management Company (Belgium) S.A., Brussel	BEL	NIA	Munchener Rückversicherung AG, München	Ownership	99.900	Munchener Rückversicherung AG	
							Great Lakes Re Management Company (Belgium) S.A., Brussel	BEL	NIA	Jupiter Vermögensverwaltungsgesellschaft mbH, München	Ownership	0.100	Munchener Rückversicherung AG	
							Guanzu 2002 S.L., Madrid	ESP	NIA	wse Solarpark Spanien 1 GmbH & Co. KG, Furth	Ownership	100.000	Munchener Rückversicherung AG	
							Hamburger Hof Management GmbH, Hamburg	DEU	NIA	Munchener Rückversicherung AG, München	Ownership	100.000	Munchener Rückversicherung AG	
							Hamburg-Mannheimer ForsikringService A/S, Kopenhagen	DNK	NIA	ERGO Lebensversicherung Aktiengesellschaft, Hamburg	Ownership	100.000	Munchener Rückversicherung AG	
							Hamburg-Mannheimer Rechtsschutz Schaden-Service GmbH, Hamburg	DEU	NIA	D.A.S. Deutscher Automobil Schutz Allgemeine Rechtsschutz-Versicherungs-Aktiengesellschaft, München	Ownership	100.000	Munchener Rückversicherung AG	
							Hartford Steam Boiler Colombia Ltda.	COL	NIA	The Hartford Steam Boiler Inspection and Insurance Company of Connecticut, Hartford, Connecticut	Ownership	90.000	Munchener Rückversicherung AG	
							Hartford Steam Boiler Colombia Ltda.	COL	NIA	Global Standards LLC, Dover, Delaware	Ownership	10.000	Munchener Rückversicherung AG	
							Health OU, Tallinn	EST	NIA	ERGO Life Insurance SE, Vilnius	Ownership	100.000	Munchener Rückversicherung AG	
							Hestia Advanced Risk Solutions Sp. z o.o., Sopot	POL	NIA	Sopockie Towarzystwo Ubezpieczen Ergo Hestia Spolka Akcyjna, Sopot	Ownership	100.000	Munchener Rückversicherung AG	
							Hestia Loss Control Sp. z o.o., Sopot	POL	NIA	Sopockie Towarzystwo Ubezpieczen Ergo Hestia Spolka Akcyjna, Sopot	Ownership	100.000	Munchener Rückversicherung AG	
							HMI S.r.l., Verona	ITA	NIA	VFG Vorsorge-Finanzierungsconsulting GmbH, Wien	Ownership	100.000	Munchener Rückversicherung AG	
							Horbach GmbH Versicherungsvermittlung und Finanzdienstleistungen, Dusseldorf	DEU	NIA	Merkur Grundstücks- und Beteiligungs-Gesellschaft mit beschränkter Haftung, Dusseldorf	Ownership	70.100	Munchener Rückversicherung AG	
			06-1041366				HSB Associates, Inc.	NY	NIA	The Hartford Steam Boiler Inspection and Insurance Company, Hartford, Connecticut	Ownership	100.000	Munchener Rückversicherung AG	
							HSB Inspection Quality, Limited	GBR	NIA	The Hartford Steam Boiler Inspection and Insurance Company, Hartford, Connecticut	Ownership	100.000	Munchener Rückversicherung AG	
			06-1088420				HSB Investment Corp.	CT	NIA	The Hartford Steam Boiler Inspection and Insurance Company, Hartford, Connecticut	Ownership	100.000	Munchener Rückversicherung AG	
			06-1566995				HSB Ventures Inc.	DE	NIA	HSB Engineering Finance Corporations, Dover, Delaware	Ownership	100.000	Munchener Rückversicherung AG	
							Humanity B.V., s-Gravenhage	NLD	NIA	EDR Credit Services B.V., s-Gravenhage	Ownership	100.000	Munchener Rückversicherung AG	
							IDEENKAPITAL Anlagebetreuungs GmbH, Dusseldorf	DEU	NIA	IDEENKAPITAL GmbH, Dusseldorf	Ownership	100.000	Munchener Rückversicherung AG	
							Ideenkapital Client Service GmbH, Dusseldorf	DEU	NIA	IDEENKAPITAL GmbH, Dusseldorf	Ownership	100.000	Munchener Rückversicherung AG	
							Ideenkapital erste Investoren Service GmbH, Dusseldorf	DEU	NIA	Ideenkapital Client Service GmbH, Dusseldorf	Ownership	100.000	Munchener Rückversicherung AG	

ANNUAL STATEMENT FOR THE YEAR 2012 OF THE American Modern Home Insurance Co.

SCHEDULE Y
PART 1A - DETAIL OF INSURANCE HOLDING COMPANY SYSTEM

1	2	3	4	5	6	7	8	9	10	11	12	13	14	15
Group Code	Group Name	NAIC Company Code	Federal ID Number	Federal RSSD	CIK	Name of Securities Exchange if Publicly Traded (U.S. or International)	Names of Parent, Subsidiaries Or Affiliates	Domiciliary Location	Relationship to Reporting Entity	Directly Controlled by (Name of Entity/Person)	Type of Control (Ownership, Board, Management, Attorney-in-Fact, Influence, Other)	If Control is Ownership Provide Percentage	Ultimate Controlling Entity(ies)/Person(s)	*
							Ideenkapital Fonds Treuhand GmbH, Dusseldorf	..DEU	..NIA	Ideenkapital Client Service GmbH, Dusseldorf	Ownership	..100.000	Munchener Ruckversicherung AG	
							Ideenkapital Media Treuhand GmbH, Dusseldorf	..DEU	..NIA	Ideenkapital Client Service GmbH, Dusseldorf	Ownership	..100.000	Munchener Ruckversicherung AG	
							IDEENKAPITAL Metropolen Europa Verwaltungsgesellschaft mbH, Dusseldorf	..DEU	..NIA	IK Komp GmbH, Dusseldorf	Ownership	..100.000	Munchener Ruckversicherung AG	
							IDEENKAPITAL PRORENDITA EINS Treuhandgesellschaft mbH, Dusseldorf	..DEU	..NIA	Ideenkapital Client Service GmbH, Dusseldorf	Ownership	..100.000	Munchener Ruckversicherung AG	
							IDEENKAPITAL Schiffsfonds Treuhand GmbH, Dusseldorf	..DEU	..NIA	Ideenkapital Client Service GmbH, Dusseldorf	Ownership	..100.000	Munchener Ruckversicherung AG	
							Ideenkapital Treuhand GmbH, Dusseldorf	..DEU	..NIA	Ideenkapital Client Service GmbH, Dusseldorf	Ownership	..100.000	Munchener Ruckversicherung AG	
							Ideenkapital Treuhand US Real Estate eins GmbH, Dusseldorf	..DEU	..NIA	Ideenkapital Client Service GmbH, Dusseldorf	Ownership	..100.000	Munchener Ruckversicherung AG	
							IK Einkauf Objektverwaltungsgesellschaft mbH, Dusseldorf	..DEU	..NIA	IK Komp GmbH, Dusseldorf	Ownership	..100.000	Munchener Ruckversicherung AG	
							IK Einkaufsmarkte Deutschland Verwaltungsgesellschaft mbH, Dusseldorf	..DEU	..NIA	IK Komp GmbH, Dusseldorf	Ownership	..100.000	Munchener Ruckversicherung AG	
							IK FE Fonds Management GmbH, Dusseldorf	..DEU	..NIA	IDEENKAPITAL GmbH, Dusseldorf	Ownership	..100.000	Munchener Ruckversicherung AG	
							IK FE Management GmbH, Dusseldorf	..DEU	..NIA	IDEENKAPITAL Financial Engineering GmbH, Dusseldorf	Ownership	..100.000	Munchener Ruckversicherung AG	
							IK Komp GmbH, Dusseldorf	..DEU	..NIA	IDEENKAPITAL GmbH, Dusseldorf	Ownership	..100.000	Munchener Ruckversicherung AG	
							IK Objekt Bensheim GmbH, Dusseldorf	..DEU	..NIA	IK Komp GmbH, Dusseldorf	Ownership	..100.000	Munchener Ruckversicherung AG	
							IK Objekt Frankfurt Theodor-Heuss-Allee GmbH, Dusseldorf	..DEU	..NIA	IDEENKAPITAL Financial Engineering GmbH, Dusseldorf	Ownership	..100.000	Munchener Ruckversicherung AG	
							IK Pflegezentrum Uelzen Verwaltungs-GmbH, Dusseldorf	..DEU	..NIA	IK Komp GmbH, Dusseldorf	Ownership	..100.000	Munchener Ruckversicherung AG	
							IK Property Eins Verwaltungsgesellschaft mbH, Hamburg	..DEU	..NIA	IK Komp GmbH, Dusseldorf	Ownership	..100.000	Munchener Ruckversicherung AG	
							IK Property Treuhand GmbH, Dusseldorf	..DEU	..NIA	Ideenkapital Client Service GmbH, Dusseldorf	Ownership	..100.000	Munchener Ruckversicherung AG	
							IK US Portfolio Invest DREI Verwaltungs-GmbH, Dusseldorf	..DEU	..NIA	IK Komp GmbH, Dusseldorf	Ownership	..100.000	Munchener Ruckversicherung AG	
							IK US Portfolio Invest Verwaltungs-GmbH, Dusseldorf	..DEU	..NIA	IK Komp GmbH, Dusseldorf	Ownership	..100.000	Munchener Ruckversicherung AG	
							IK US Portfolio Invest ZWEI Verwaltungs-GmbH, Dusseldorf	..DEU	..NIA	IK Komp GmbH, Dusseldorf	Ownership	..100.000	Munchener Ruckversicherung AG	
							InterAssistance Gesellschaft fur Dienstleistungen mit beschränkter Haftung, Munchen	..DEU	..NIA	ERGO Versicherung Aktiengesellschaft, Dusseldorf	Ownership	..100.000	Munchener Ruckversicherung AG	
							Janus Vermögensverwaltungsgesellschaft mbH, Munchen	..DEU	..NIA	Munchener Ruckversicherung AG, Munchen	Ownership	..100.000	Munchener Ruckversicherung AG	
							Jupiter Vermögensverwaltungsgesellschaft mbH, Munchen	..DEU	..NIA	Munchener Ruckversicherung AG, Munchen	Ownership	..100.000	Munchener Ruckversicherung AG	
							K & P Objekt Hamburg Hamburger Strasse GmbH, Dusseldorf	..DEU	..NIA	IK Komp GmbH, Dusseldorf	Ownership	..100.000	Munchener Ruckversicherung AG	
							K & P Objekt Munchen Hufelandstrasse GmbH, Dusseldorf	..DEU	..NIA	IK Komp GmbH, Dusseldorf	Ownership	..100.000	Munchener Ruckversicherung AG	
							KQV Solarpark Franken 1 GmbH & Co. KG, Furth	..DEU	..NIA	ERGO DIREKT Versicherung AG, Furth	Ownership	..100.000	Munchener Ruckversicherung AG	

ANNUAL STATEMENT FOR THE YEAR 2012 OF THE American Modern Home Insurance Co.

SCHEDULE Y
PART 1A - DETAIL OF INSURANCE HOLDING COMPANY SYSTEM

1	2	3	4	5	6	7	8	9	10	11	12	13	14	15
Group Code	Group Name	NAIC Company Code	Federal ID Number	Federal RSSD	CIK	Name of Securities Exchange if Publicly Traded (U.S. or International)	Names of Parent, Subsidiaries Or Affiliates	Domiciliary Location	Relationship to Reporting Entity	Directly Controlled by (Name of Entity/Person)	Type of Control (Ownership, Board, Management, Attorney-in-Fact, Influence, Other)	If Control is Ownership Provide Percentage	Ultimate Controlling Entity(ies)/Person(s)	*
							Kuik & Partners Credit Management BVBA, Brussel	BEL	NIA	Kuik & Partners Rechtsdeurwaarders & Incassobureau B.V., Eindhoven	Ownership	98.900	Munchener Ruckversicherung AG	
							Kuik & Partners Rechtsdeurwaarders & Incassobureau B.V., Eindhoven	NLD	NIA	LAVG Associatie van Rechtsdeurwaarders Zuid Holding B.V., Breda	Ownership	100.000	Munchener Ruckversicherung AG	
							Larus Vermögensverwaltungsgesellschaft mbH, Munchen	DEU	NIA	Munchener Ruckversicherung AG, Munchen	Ownership	100.000	Munchener Ruckversicherung AG	
							LAVG Zuid B.V., Breda	NLD	NIA	LAVG Associatie van Rechtsdeurwaarders Zuid Holding B.V., Breda	Ownership	100.000	Munchener Ruckversicherung AG	
							LawAssist Limited, Bristol	GBR	NIA	Amicus Legal Ltd., Bristol	Ownership	100.000	Munchener Ruckversicherung AG	
							Legal Net GmbH, Munchen	DEU	NIA	D.A.S. Deutscher Automobil Schutz Allgemeine Rechtsschutz-Versicherungs-Aktiengesellschaft, Munchen	Ownership	100.000	Munchener Ruckversicherung AG	
							m:editerran POWER FRANCE GmbH, Nurnberg	DEU	NIA	m:editerran POWER GmbH & Co. KG, Nurnberg	Ownership	100.000	Munchener Ruckversicherung AG	
							m:editerran Power S.a.s. di welivit Solar Italia S.r.l., Bozen	ITA	NIA	m:editerran POWER GmbH & Co. KG, Nurnberg	Ownership	100.000	Munchener Ruckversicherung AG	
							m:editerran Power S.a.s. di welivit Solar Italia S.r.l., Bozen	ITA	NIA	Welivit Solar Italia s.r.l., Bozen	Ownership	0.000	Munchener Ruckversicherung AG	
			31-0831559				MAM Munich Asset Management GmbH, Munchen	DEU	NIA	Munchener Ruckversicherung AG, Munchen	Ownership	100.000	Munchener Ruckversicherung AG	
							Marbury Agency, Inc.	OH	NIA	Midland-Guardian Co., Amelia, Ohio	Ownership	100.000	Munchener Ruckversicherung AG	
							MAYFAIR Financing GmbH, Munchen	DEU	NIA	MEAG MUNICH ERGO AssetManagement GmbH, Munchen	Ownership	100.000	Munchener Ruckversicherung AG	
							MAYFAIR Holding GmbH, Dusseldorf	DEU	NIA	ERGO Versicherungsgruppe AG, Dusseldorf	Ownership	100.000	Munchener Ruckversicherung AG	
							MEAG Hong Kong, Ltd.	HKG	NIA	MEAG New York Corporation, Wilmington, Delaware	Ownership	100.000	Munchener Ruckversicherung AG	
							MEAG Luxembourg S.à r.l., Luxemburg	LUX	NIA	MEAG MUNICH ERGO Kapitalanlagegesellschaft mbH, Munchen	Ownership	100.000	Munchener Ruckversicherung AG	
							MEAG Property Management GmbH, Munchen	DEU	NIA	MEAG MUNICH ERGO AssetManagement GmbH, Munchen	Ownership	100.000	Munchener Ruckversicherung AG	
							MEAG Real Estate Erste Beteiligungsgesellschaft, Munchen	DEU	NIA	MEAG MUNICH ERGO AssetManagement GmbH, Munchen	Ownership	100.000	Munchener Ruckversicherung AG	
							Mediastream Consulting GmbH, Grunwald	DEU	NIA	IDEENKAPITAL Media Finance GmbH, Dusseldorf	Ownership	100.000	Munchener Ruckversicherung AG	
							Mediastream Dritte Film GmbH, Grunwald	DEU	NIA	IDEENKAPITAL Media Finance GmbH, Dusseldorf	Ownership	100.000	Munchener Ruckversicherung AG	
							Mediastream Film GmbH, Grunwald	DEU	NIA	IDEENKAPITAL Media Finance GmbH, Dusseldorf	Ownership	100.000	Munchener Ruckversicherung AG	
							Mediastream Vierte Medien GmbH, Grunwald	DEU	NIA	IDEENKAPITAL Media Finance GmbH, Dusseldorf	Ownership	100.000	Munchener Ruckversicherung AG	
							Mediastream Zweite Film GmbH, Grunwald	DEU	NIA	IDEENKAPITAL Media Finance GmbH, Dusseldorf	Ownership	100.000	Munchener Ruckversicherung AG	
							MedNet Europa GmbH, Munchen	DEU	NIA	MedNet Holding GmbH, Munchen	Ownership	100.000	Munchener Ruckversicherung AG	
							MedNet Gulf E.C., Manama	BHR	NIA	MedNet Holding GmbH, Munchen	Ownership	100.000	Munchener Ruckversicherung AG	
							MedNet International Offshore SAL, Beirut	LBN	NIA	MedNet International Ltd., Nicosia	Ownership	99.700	Munchener Ruckversicherung AG	
							MedWell Gesundheits-AG, Koln	DEU	NIA	DKV Deutsche Krankenversicherung Aktiengesellschaft, Koln	Ownership	100.000	Munchener Ruckversicherung AG	
							MESA ASISTENCIA, S.A., Madrid	ESP	NIA	Compania Europea de Seguros S.A., Madrid	Ownership	99.900	Munchener Ruckversicherung AG	
							MFI Munich Finance and Investment Holding Ltd., Ta' Xbiex	MLT	NIA	Comino Beteiligungen GmbH, Grunwald	Ownership	100.000	Munchener Ruckversicherung AG	

ANNUAL STATEMENT FOR THE YEAR 2012 OF THE American Modern Home Insurance Co.

SCHEDULE Y

PART 1A - DETAIL OF INSURANCE HOLDING COMPANY SYSTEM

1	2	3	4	5	6	7	8	9	10	11	12	13	14	15
Group Code	Group Name	NAIC Company Code	Federal ID Number	Federal RSSD	CIK	Name of Securities Exchange if Publicly Traded (U.S. or International)	Names of Parent, Subsidiaries Or Affiliates	Domiciliary Location	Relationship to Reporting Entity	Directly Controlled by (Name of Entity/Person)	Type of Control (Ownership, Board, Management, Attorney-in-Fact, Influence, Other)	If Control is Ownership Provide Percentage	Ultimate Controlling Entity(ies)/Person(s)	*
							MFI Munich Finance and Investment Holding Ltd., Ta' Xbiex	MLT	NIA	MunichFinancialGroup GmbH, Munchen	Ownership	0.000	Munchener Ruckversicherung AG	
							MFI Munich Finance and Investment Ltd., Ta' Xbiex	MLT	NIA	MunichFinancialGroup GmbH, Munchen	Ownership	100.000	Munchener Ruckversicherung AG	
							MFI Munich Finance and Investment Ltd., Ta' Xbiex	MLT	NIA	MunichFinancialGroup GmbH, Munchen	Ownership	0.000	Munchener Ruckversicherung AG	
							miCura Pflegedienste Berlin GmbH, Berlin	DEU	NIA	DKV Pflegedienste & Residenzen GmbH, Koln	Ownership	100.000	Munchener Ruckversicherung AG	
							miCura Pflegedienste Bremen GmbH, Bremen	DEU	NIA	DKV Pflegedienste & Residenzen GmbH, Koln	Ownership	100.000	Munchener Ruckversicherung AG	
							miCura Pflegedienste Dusseldorf GmbH, Dusseldorf	DEU	NIA	DKV Pflegedienste & Residenzen GmbH, Koln	Ownership	100.000	Munchener Ruckversicherung AG	
							miCura Pflegedienste GmbH, Koln	DEU	NIA	DKV Pflegedienste & Residenzen GmbH, Koln	Ownership	100.000	Munchener Ruckversicherung AG	
							miCura Pflegedienste Hamburg GmbH, Hamburg	DEU	NIA	DKV Pflegedienste & Residenzen GmbH, Koln	Ownership	100.000	Munchener Ruckversicherung AG	
							miCura Pflegedienste Krefeld GmbH, Krefeld	DEU	NIA	DKV Pflegedienste & Residenzen GmbH, Koln	Ownership	100.000	Munchener Ruckversicherung AG	
							miCura Pflegedienste Munchen / Dachau GmbH, Dachau	DEU	NIA	DKV Pflegedienste & Residenzen GmbH, Koln	Ownership	51.000	Munchener Ruckversicherung AG	
							miCura Pflegedienste Munchen GmbH, Munchen	DEU	NIA	DKV Pflegedienste & Residenzen GmbH, Koln	Ownership	100.000	Munchener Ruckversicherung AG	
							miCura Pflegedienste Munchen Ost GmbH, Munchen	DEU	NIA	DKV Pflegedienste & Residenzen GmbH, Koln	Ownership	65.000	Munchener Ruckversicherung AG	
							miCura Pflegedienste Munster GmbH, Munster	DEU	NIA	DKV Pflegedienste & Residenzen GmbH, Koln	Ownership	100.000	Munchener Ruckversicherung AG	
							miCura Pflegedienste Nurnberg GmbH, Nurnberg	DEU	NIA	DKV Pflegedienste & Residenzen GmbH, Koln	Ownership	51.000	Munchener Ruckversicherung AG	
			98-0557018				MR Beteiligungen 14. GmbH, Munchen	DEU	NIA	Munchener Ruckversicherung AG, Munchen	Ownership	100.000	Munchener Ruckversicherung AG	
			98-0557018				MR Beteiligungen 15. GmbH, Munchen	DEU	NIA	Munchener Ruckversicherung AG, Munchen	Ownership	100.000	Munchener Ruckversicherung AG	
			98-0557018				MR Beteiligungen 16. GmbH, Munchen	DEU	NIA	Munchener Ruckversicherung AG, Munchen	Ownership	100.000	Munchener Ruckversicherung AG	
			98-0557018				MR Beteiligungen 18. GmbH, Grunwald	DEU	NIA	Munchener Ruckversicherung AG, Munchen	Ownership	100.000	Munchener Ruckversicherung AG	
			98-0557018				MR Beteiligungen AG, Grunwald	DEU	NIA	Munchener Ruckversicherung AG, Munchen	Ownership	100.000	Munchener Ruckversicherung AG	
			98-0557018				MR ERGO Beteiligungen GmbH, Munchen	DEU	NIA	Munchener Ruckversicherung AG, Munchen	Ownership	100.000	Munchener Ruckversicherung AG	
			27-3698845				MR Parkview Holding Corporation	DE	NIA	Munich American Holding Corporation, Wilmington, Delaware	Ownership	100.000	Munchener Ruckversicherung AG	
							MR RENT-Management GmbH, Munchen	DEU	NIA	Munchener Ruckversicherung AG, Munchen	Ownership	100.000	Munchener Ruckversicherung AG	
							MR Solar Beneixama GmbH, Nurnberg	DEU	NIA	MR Solar GmbH & Co. KG, Nurnberg	Ownership	100.000	Munchener Ruckversicherung AG	
							Munchener Consultora Internacional S.R.L., Santiago de Chile	CHL	NIA	Munchener Ruckversicherung AG, Munchen	Ownership	90.000	Munchener Ruckversicherung AG	
							Munchener Consultora Internacional S.R.L., Santiago de Chile	CHL	NIA	Jupiter Vermögensverwaltungsgesellschaft mbH, Munchen	Ownership	10.000	Munchener Ruckversicherung AG	
							Munchener de Argentina Servicios Técnicos S. R. L., Buenos Aires	ARG	NIA	Munchener Ruckversicherung AG, Munchen	Ownership	90.000	Munchener Ruckversicherung AG	
							Munchener de Colombia S.A. Corredores de Reaseguros, Santa Fe de Bogota D.C.	COL	NIA	Munchener Ruckversicherung AG, Munchen	Ownership	100.000	Munchener Ruckversicherung AG	
							Munchener de Mexico S. A., Mexico	MEX	NIA	Munich Holdings Ltd., Toronto	Ownership	100.000	Munchener Ruckversicherung AG	
							Munchener de Mexico S. A., Mexico	MEX	NIA	Munchener Ruckversicherung AG, Munchen	Ownership	0.000	Munchener Ruckversicherung AG	
							Munchener de Venezuela C.A. Intermediaria de Reaseguros, Caracas	VEN	NIA	Munich Holdings Ltd., Toronto	Ownership	100.000	Munchener Ruckversicherung AG	
							Munchener Ecoconsult GmbH i.L., Munchen	DEU	NIA	Munchener Ruckversicherung AG, Munchen	Ownership	100.000	Munchener Ruckversicherung AG	

ANNUAL STATEMENT FOR THE YEAR 2012 OF THE American Modern Home Insurance Co.

SCHEDULE Y
PART 1A - DETAIL OF INSURANCE HOLDING COMPANY SYSTEM

1	2	3	4	5	6	7	8	9	10	11	12	13	14	15
Group Code	Group Name	NAIC Company Code	Federal ID Number	Federal RSSD	CIK	Name of Securities Exchange if Publicly Traded (U.S. or International)	Names of Parent, Subsidiaries Or Affiliates	Domiciliary Location	Relationship to Reporting Entity	Directly Controlled by (Name of Entity/Person)	Type of Control (Ownership, Board, Management, Attorney-in-Fact, Influence, Other)	If Control is Ownership Provide Percentage	Ultimate Controlling Entity(ies)/Person(s)	*
							Munchener Finanzgruppe AG Beteiligungen, Munchen	DEU	NIA	Munchener Ruckversicherung AG, Munchen	Ownership	100.000	Munchener Ruckversicherung AG	
							Munchener Vermögensverwaltung GmbH, Munchen	DEU	NIA	Munchener Ruckversicherung AG, Munchen	Ownership	100.000	Munchener Ruckversicherung AG	
							Munich American Reassurance Company PAC, Inc., Atlanta, GA	GA	NIA	Munich American Reassurance Company, Atlanta, Georgia	Other	0.000	Munchener Ruckversicherung AG	
							Munich Canada Systems Corporation, Toronto	CAN	NIA	Munich Reinsurance Company of Canada, Toronto	Ownership	100.000	Munchener Ruckversicherung AG	
			22-3577668				Munich Columbia Square Corp.	US	NIA	Munchener Ruckversicherung AG, Munchen	Ownership	100.000	Munchener Ruckversicherung AG	
							Munich Management Pte. Ltd., Singapur	SGP	NIA	Munich Holdings Ltd., Toronto	Ownership	100.000	Munchener Ruckversicherung AG	
			13-2940720				Munich Re America Brokers, Inc.	DE	NIA	Munich American Holding Corporation, Wilmington, Delaware	Ownership	100.000	Munchener Ruckversicherung AG	
							Munich Re America Management, Ltd.	GBR	NIA	Munich American Holding Corporation, Wilmington, Delaware	Ownership	100.000	Munchener Ruckversicherung AG	
							Munich Re Automation Solutions GmbH, Grunwald	DEU	NIA	Munich Re Automation Solutions Limited, Dublin	Ownership	100.000	Munchener Ruckversicherung AG	
							Munich Re Automation Solutions Inc., Wilmington, Delaware	DEU	NIA	Munich Re Automation Solutions Limited, Dublin	Ownership	100.000	Munchener Ruckversicherung AG	
							Munich Re Automation Solutions KK, Tokyo	JPN	NIA	Munich Re Automation Solutions Limited, Dublin	Ownership	100.000	Munchener Ruckversicherung AG	
							Munich Re Automation Solutions Pty Limited, Sydney	AUS	NIA	Munich Re Automation Solutions Limited, Dublin	Ownership	100.000	Munchener Ruckversicherung AG	
							Munich Re Capital Markets GmbH, Munchen	DEU	NIA	Munchener Ruckversicherung AG, Munchen	Ownership	100.000	Munchener Ruckversicherung AG	
							Munich Re General (UK) Limited i.L., London	GBR	NIA	Munchener Ruckversicherung AG, Munchen	Ownership	100.000	Munchener Ruckversicherung AG	
							Munich Re India Services Private Limited, Mumbai	JND	NIA	Munchener Ruckversicherung AG, Munchen	Ownership	99.000	Munchener Ruckversicherung AG	
							Munich Re India Services Private Limited, Mumbai	JND	NIA	Jupiter Vermögensverwaltungsgesellschaft mbH, Munchen	Ownership	1.000	Munchener Ruckversicherung AG	
							Munich Re Japan Services K. K., Tokio	JPN	NIA	Munchener Ruckversicherung AG, Munchen	Ownership	100.000	Munchener Ruckversicherung AG	
							Munich Re Life and Health (UK) Plc., London	GBR	NIA	Munchener Ruckversicherung AG, Munchen	Ownership	100.000	Munchener Ruckversicherung AG	
							Munich Re Underwriting Agents (DIFC) Limited, Dubai	ARE	NIA	Munich Re of Malta Holding Limited, Ta' Xbiex	Ownership	100.000	Munchener Ruckversicherung AG	
							Munich-American Global Services (Munich) GmbH (A)	DEU	NIA	Munich American Holding Corporation, Wilmington, Delaware	Ownership	100.000	Munchener Ruckversicherung AG	
							Munich-American Risk Partners GmbH, Munchen	DEU	NIA	Munchener Ruckversicherung AG, Munchen	Ownership	100.000	Munchener Ruckversicherung AG	
							Munich-Canada Management Corp. Ltd., Toronto	CAN	NIA	Munich Holdings Ltd., Toronto	Ownership	100.000	Munchener Ruckversicherung AG	
							MunichFinancialGroup AG Holding, Munchen	DEU	NIA	Munchener Ruckversicherung AG, Munchen	Ownership	100.000	Munchener Ruckversicherung AG	
							MunichFinancialGroup GmbH, Munchen	DEU	NIA	Munchener Ruckversicherung AG, Munchen	Ownership	100.000	Munchener Ruckversicherung AG	
							MunichFinancialServices AG Holding, Munchen	DEU	NIA	Munchener Ruckversicherung AG, Munchen	Ownership	100.000	Munchener Ruckversicherung AG	
							Munichre Service Limited, Hong Kong	HKG	NIA	Munich Holdings Ltd., Toronto	Ownership	100.000	Munchener Ruckversicherung AG	
							Naretobera 170017 S.L., Madrid	ESP	NIA	use Solarpark Spanien 1 GmbH & Co. KG, Furth	Ownership	100.000	Munchener Ruckversicherung AG	
							Nassau Incasso Services Den Haag B.V., s-Gravenhage	NLD	NIA	Bureau voor kredietinformaties Janssen Holding B.V., s-Gravenhage	Ownership	100.000	Munchener Ruckversicherung AG	
							Nerruze 120012 S.L., Madrid	ESP	NIA	use Solarpark Spanien 1 GmbH & Co. KG, Furth	Ownership	100.000	Munchener Ruckversicherung AG	

98.25

ANNUAL STATEMENT FOR THE YEAR 2012 OF THE American Modern Home Insurance Co.

SCHEDULE Y

PART 1A - DETAIL OF INSURANCE HOLDING COMPANY SYSTEM

1	2	3	4	5	6	7	8	9	10	11	12	13	14	15
Group Code	Group Name	NAIC Company Code	Federal ID Number	Federal RSSD	CIK	Name of Securities Exchange if Publicly Traded (U.S. or International)	Names of Parent, Subsidiaries Or Affiliates	Domiciliary Location	Relationship to Reporting Entity	Directly Controlled by (Name of Entity/Person)	Type of Control (Ownership, Board, Management, Attorney-in-Fact, Influence, Other)	If Control is Ownership Provide Percentage	Ultimate Controlling Entity(ies)/Person(s)	*
			76-0422730			Nicamballo 1001 S.L., Playa del InglésESP.....	NIA	wse Solarpark Spanien 1 GmbH & Co. KG, Furth	Ownership.....	100.000	Munchener Ruckversicherung AG	
			06-1120606			OHM Services of Texas, Inc.WA.....	NIA	Olympic Health Management Systems, Inc., Atlanta, GA	Ownership.....	100.000	Munchener Ruckversicherung AG	
						Olbodega 4004 S.L., Playa del InglésESP.....	NIA	wse Solarpark Spanien 1 GmbH & Co. KG, Furth	Ownership.....	100.000	Munchener Ruckversicherung AG	
						One State Street Intermediaries, Inc.CT.....	NIA	HSB Associates, Inc, New York	Ownership.....	100.000	Munchener Ruckversicherung AG	
						Oracuet 160016 S.L., Playa del InglésESP.....	NIA	wse Solarpark Spanien 1 GmbH & Co. KG, Furth	Ownership.....	100.000	Munchener Ruckversicherung AG	
						Oragulno 9009 S.L., Playa del InglésESP.....	NIA	wse Solarpark Spanien 1 GmbH & Co. KG, Furth	Ownership.....	100.000	Munchener Ruckversicherung AG	
						Oraunte 130013 S.L., Playa del InglésESP.....	NIA	wse Solarpark Spanien 1 GmbH & Co. KG, Furth	Ownership.....	100.000	Munchener Ruckversicherung AG	
						Orrazipo 110011 S.L., MadridESP.....	NIA	wse Solarpark Spanien 1 GmbH & Co. KG, Furth	Ownership.....	100.000	Munchener Ruckversicherung AG	
						Otusleme 3003 S.L., Playa del InglésESP.....	NIA	wse Solarpark Spanien 1 GmbH & Co. KG, Furth	Ownership.....	100.000	Munchener Ruckversicherung AG	
						P.A.N. Verwaltungs GmbH, GrunwaldDEU.....	NIA	Munchener Ruckversicherung AG, Munchen	Ownership.....	99.000	Munchener Ruckversicherung AG	
						PLATINIA Verwaltungs-GmbH, MunchenDEU.....	NIA	IDEENKAPITAL Media Finance GmbH, Dusseldorf	Ownership.....	100.000	Munchener Ruckversicherung AG	
						ProContact Sp. z o.o., GdanskPOL.....	NIA	Sopockie Towarzystwo Ubezpieczen Ergo Hestia Spolka Akcyjna, Sopot	Ownership.....	100.000	Munchener Ruckversicherung AG	
						PROENDITA DREI Verwaltungsgesellschaft mbH, HamburgDEU.....	NIA	IK Komp GmbH, Dusseldorf	Ownership.....	100.000	Munchener Ruckversicherung AG	
						PROENDITA EINS Verwaltungsgesellschaft mbH, HamburgDEU.....	NIA	IK Komp GmbH, Dusseldorf	Ownership.....	100.000	Munchener Ruckversicherung AG	
						PROENDITA Fünf Verwaltungsgesellschaft mbH, HamburgDEU.....	NIA	IK Komp GmbH, Dusseldorf	Ownership.....	100.000	Munchener Ruckversicherung AG	
						PROENDITA VIER Verwaltungsgesellschaft mbH, HamburgDEU.....	NIA	IK Komp GmbH, Dusseldorf	Ownership.....	100.000	Munchener Ruckversicherung AG	
						PROENDITA ZWEI Verwaltungsgesellschaft mbH, HamburgDEU.....	NIA	IK Komp GmbH, Dusseldorf	Ownership.....	100.000	Munchener Ruckversicherung AG	
						ProVictor Immobilien GmbH, DusseldorfDEU.....	NIA	MEAG MUNICH ERGO AssetManagement GmbH, Munchen	Ownership.....	50.000	Munchener Ruckversicherung AG	
						ProVictor Property Fund IV Management, Inc., AtlantaUS.....	NIA	ProVictor US Corporation, Atlanta	Ownership.....	51.000	Munchener Ruckversicherung AG	
						ProVictor Property Fund V Management, Inc., AtlantaUS.....	NIA	ProVictor US Corporation, Atlanta	Ownership.....	51.000	Munchener Ruckversicherung AG	
						ProVictor Property Fund VI Management, Inc., AtlantaUS.....	NIA	ProVictor US Corporation, Atlanta	Ownership.....	51.000	Munchener Ruckversicherung AG	
						ProVictor US Corporation, AtlantaUS.....	NIA	ProVictor Immobilien GmbH, Dusseldorf	Ownership.....	100.000	Munchener Ruckversicherung AG	
						Quirinus AG, DusseldorfDEU.....	NIA	ERGO Versicherungsgruppe AG, Dusseldorf	Ownership.....	100.000	Munchener Ruckversicherung AG	
						Reaseguradora de las Américas S. A., La HabanaCUB.....	IA	Munchener Ruckversicherung AG, Munchen	Ownership.....	100.000	Munchener Ruckversicherung AG	
						Roanoke International Insurance Agency Inc., Schaumburg, IllinoisUS.....	NIA	The Roanoke Companies Inc., Schaumburg, Illinois	Ownership.....	100.000	Munchener Ruckversicherung AG	
						Roanoke Trade Insurance Inc., Schaumburg, IllinoisUS.....	NIA	Roanoke Trade Services Inc., Schaumburg, Illinois	Ownership.....	100.000	Munchener Ruckversicherung AG	
						Roanoke Trade Services of Texas Inc., Schaumburg, IllinoisUS.....	NIA	Roanoke Trade Services Inc., Schaumburg, Illinois	Ownership.....	100.000	Munchener Ruckversicherung AG	
						SAINT LEON ENERGIE S.A.R.L., StrasbourgFRA.....	NIA	m:editerran POWER FRANCE GmbH, Nurnberg	Ownership.....	100.000	Munchener Ruckversicherung AG	

98.26

ANNUAL STATEMENT FOR THE YEAR 2012 OF THE American Modern Home Insurance Co.

SCHEDULE Y
PART 1A - DETAIL OF INSURANCE HOLDING COMPANY SYSTEM

1	2	3	4	5	6	7	8	9	10	11	12	13	14	15
Group Code	Group Name	NAIC Company Code	Federal ID Number	Federal RSSD	CIK	Name of Securities Exchange if Publicly Traded (U.S. or International)	Names of Parent, Subsidiaries Or Affiliates	Domiciliary Location	Relationship to Reporting Entity	Directly Controlled by (Name of Entity/Person)	Type of Control (Ownership, Board, Management, Attorney-in-Fact, Influence, Other)	If Control is Ownership Provide Percentage	Ultimate Controlling Entity(ies)/Person(s)	*
							Schloss Hohenkammer GmbH, Hohenkammer	DEU	NIA	Munchener Ruckversicherung AG, Munchen	Ownership	100.000	Munchener Ruckversicherung AG	
							Schrombogens & Stephan GmbH, Versicherungsmakler, Dusseldorf	DEU	NIA	Merkur Grundstücks- und Beteiligungs-Gesellschaft mit beschränkter Haftung, Dusseldorf	Ownership	100.000	Munchener Ruckversicherung AG	
							Seldac 1. Kommunal-Rendite-Fonds GmbH & Co. KG, Dusseldorf	DEU	NIA	IK Premium Fonds zwei GmbH & Co. KG, Dusseldorf	Ownership	100.000	Munchener Ruckversicherung AG	
							Seldac 1. Kommunal-Rendite-Fonds GmbH & Co. KG, Dusseldorf	DEU	NIA	Seldac 1. Verwaltungs-GmbH, Dusseldorf	Ownership	0.000	Munchener Ruckversicherung AG	
							Seldac 1. Verwaltungs-GmbH, Dusseldorf	DEU	NIA	IDEENKAPITAL Financial Engineering GmbH, Dusseldorf	Ownership	100.000	Munchener Ruckversicherung AG	
							Solarfonds Garmisch-Partenkirchen 2011 GmbH & Co. KG, Nurnberg	DEU	NIA	ERGO DIREKT Lebensversicherung AG, Furth	Ownership	99.800	Munchener Ruckversicherung AG	
							Solarfonds Garmisch-Partenkirchen 2011 GmbH & Co. KG, Nurnberg	DEU	NIA	welivit New Energy GmbH, Furth	Other	0.000	Munchener Ruckversicherung AG	
							Sopockie Towarzystwo Doradcze Sp. z o.o., Sopot	POL	NIA	Sopockie Towarzystwo Ubezpieczen Ergo Hestia Spolka Akcyjna, Sopot	Ownership	100.000	Munchener Ruckversicherung AG	
							Stichting Aandelen Beheer D.A.S. Holding, Amsterdam	NLD	NIA	D.A.S. Deutscher Automobil Schutz Allgemeine Rechtsschutz-Versicherungs-Aktiengesellschaft, Munchen	Ownership	100.000	Munchener Ruckversicherung AG	
							Sydney Euro-Center Pty. Ltd., Sydney	AUS	NIA	Euro-Center Holding A/S, Kopenhagen	Ownership	100.000	Munchener Ruckversicherung AG	
							Synkronos Italia SRL, Milano	ITA	NIA	Munchener Ruckversicherung AG, Munchen	Ownership	60.100	Munchener Ruckversicherung AG	
							TAS Assekuranz Service GmbH, Frankfurt/Main	DEU	NIA	TAS Touristik Assekuranzmakler und Service GmbH, Frankfurt/Main	Ownership	100.000	Munchener Ruckversicherung AG	
							TAS Touristik Assekuranz Service International GmbH, Frankfurt/Main	DEU	NIA	EUROPÄISCHE Reiseversicherung Aktiengesellschaft, Munchen	Ownership	100.000	Munchener Ruckversicherung AG	
							TAS Touristik Assekuranzmakler und Service GmbH, Frankfurt/Main	DEU	NIA	EUROPÄISCHE Reiseversicherung Aktiengesellschaft, Munchen	Ownership	100.000	Munchener Ruckversicherung AG	
			20-4622360				Teginago 2002 S.L., Playa del Inglés	ESP	NIA	wse Solarpark Spanien 1 GmbH & Co. KG, Furth	Ownership	100.000	Munchener Ruckversicherung AG	
							Tennessee Utilities Assistance Fund, Inc.	TN	NIA	Windsor Health Group, Inc., Atlanta, GA	Ownership	100.000	Munchener Ruckversicherung AG	
							Tenoslema 110011 S.L., Playa del Inglés	ESP	NIA	wse Solarpark Spanien 1 GmbH & Co. KG, Furth	Ownership	100.000	Munchener Ruckversicherung AG	
							TGR Biztosítás Tobbesugynoki Zrt., Budapest	HUN	NIA	ERGO Austria International AG, Wien	Ownership	80.000	Munchener Ruckversicherung AG	
							TGR Biztosítás Tobbesugynoki Zrt., Budapest	HUN	NIA	D.A.S. Jogvédelmi Biztosító Részvénytársaság, Budapest	Ownership	20.000	Munchener Ruckversicherung AG	
			91-1914479				The National Senior Membership Group	WA	NIA	Olympic Health Management Systems, Inc., Atlanta, GA	Ownership	100.000	Munchener Ruckversicherung AG	
							Three Lions Underwriting Ltd., London	GBR	NIA	Munchener Ruckversicherung AG, Munchen	Ownership	60.000	Munchener Ruckversicherung AG	
							Three Lions Underwriting Ltd., London	GBR	NIA	Bell & Clements (London) Ltd, London	Ownership	40.000	Munchener Ruckversicherung AG	
							Tillobesta 180018 S.L., Madrid	ESP	NIA	wse Solarpark Spanien 1 GmbH & Co. KG, Furth	Ownership	100.000	Munchener Ruckversicherung AG	
							TIS Holdings Inc., Schaumburg, Illinois	US	NIA	The Roanoke Companies Inc., Schaumburg, Illinois	Ownership	100.000	Munchener Ruckversicherung AG	
							Titus AG, Dusseldorf	DEU	NIA	ERGO Versicherungsgruppe AG, Dusseldorf	Ownership	100.000	Munchener Ruckversicherung AG	
							Trade Insurance Services Inc, Schaumburg, Illinois	US	NIA	TIS Holdings Inc., Schaumburg, Illinois	Ownership	100.000	Munchener Ruckversicherung AG	
							Trusted Documents GmbH, Nurnberg	DEU	NIA	ERGO DIREKT Lebensversicherung AG, Furth	Ownership	100.000	Munchener Ruckversicherung AG	
							US PROPERTIES VA Verwaltungs-GmbH, Dusseldorf	DEU	NIA	IK FE Fonds Management GmbH, Dusseldorf	Ownership	100.000	Munchener Ruckversicherung AG	

ANNUAL STATEMENT FOR THE YEAR 2012 OF THE American Modern Home Insurance Co.

SCHEDULE Y
PART 1A - DETAIL OF INSURANCE HOLDING COMPANY SYSTEM

1	2	3	4	5	6	7	8	9	10	11	12	13	14	15
Group Code	Group Name	NAIC Company Code	Federal ID Number	Federal RSSD	CIK	Name of Securities Exchange if Publicly Traded (U.S. or International)	Names of Parent, Subsidiaries Or Affiliates	Domiciliary Location	Relationship to Reporting Entity	Directly Controlled by (Name of Entity/Person)	Type of Control (Ownership, Board, Management, Attorney-in-Fact, Influence, Other)	If Control is Ownership Provide Percentage	Ultimate Controlling Entity(ies)/Person(s)	*
							VB VICTORIA Zastupanje u Osiguranju d.o.o., Zagreb	HRV	NIA	ERGO Versicherung Aktiengesellschaft, Wien	Ownership	74.900	Munchener Ruckversicherung AG	
							Verwaltungsgesellschaft PORT VICTORIA GmbH, Hamburg	DEU	NIA	IDEENKAPITAL Financial Engineering GmbH, Dusseldorf	Ownership	100.000	Munchener Ruckversicherung AG	
							VFG Vorsorge-Finanzierungsconsulting GmbH, Wien	AUT	NIA	ERGO Lebensversicherung Aktiengesellschaft, Hamburg	Ownership	75.000	Munchener Ruckversicherung AG	
							VFG Vorsorge-Finanzierungsconsulting GmbH, Wien	AUT	NIA	Bank Austria Creditanstalt Versicherung AG, Wien	Ownership	25.000	Munchener Ruckversicherung AG	
							VICTORIA Erste Beteiligungsgesellschaft mbH, Dusseldorf	DEU	NIA	VICTORIA Lebensversicherung Aktiengesellschaft, Dusseldorf	Ownership	100.000	Munchener Ruckversicherung AG	
							VICTORIA Immobilien Management GmbH, Munchen	DEU	NIA	MEAG MUNICH ERGO AssetManagement GmbH, Munchen	Ownership	100.000	Munchener Ruckversicherung AG	
							VICTORIA Immobilien-Fonds GmbH, Dusseldorf	DEU	NIA	ERGO Versicherungsgruppe AG, Dusseldorf	Ownership	100.000	Munchener Ruckversicherung AG	
							VICTORIA US Beteiligungsgesellschaft mbH, Munchen	DEU	NIA	VICTORIA Lebensversicherung Aktiengesellschaft, Dusseldorf	Ownership	100.000	Munchener Ruckversicherung AG	
							Victoria Vierter Bauabschnitt Management GmbH, Dusseldorf	DEU	NIA	ERGO Versicherung Aktiengesellschaft, Dusseldorf	Ownership	100.000	Munchener Ruckversicherung AG	
							Victoria VIP II, Inc., Wilmington, Delaware	US	NIA	ERGO Versicherungsgruppe AG, Dusseldorf	Ownership	100.000	Munchener Ruckversicherung AG	
							Viwis GmbH, Munchen	DEU	NIA	D.A.S. Deutscher Automobil Schutz Allgemeine Rechtsschutz-Versicherungs-Aktiengesellschaft, Munchen	Ownership	100.000	Munchener Ruckversicherung AG	
							Vorsorge Service GmbH, Dusseldorf	DEU	NIA	Vorsorge Lebensversicherung Aktiengesellschaft, Dusseldorf	Ownership	100.000	Munchener Ruckversicherung AG	
							VV-Consulting Gesellschaft fur Risikoanalyse, Vorsorgeberatung und Versicherungsvermittlung GmbH, Wien	AUT	NIA	ERGO Versicherung Aktiengesellschaft, Wien	Ownership	100.000	Munchener Ruckversicherung AG	
							VV-Consulting Tobbesugynoki Kft., Budapest	HUN	NIA	VICTORIA-VOLKSBANKEN Eletbiztosító Zrt., Budapest	Ownership	51.000	Munchener Ruckversicherung AG	
							VV-Consulting Tobbesugynoki Kft., Budapest	HUN	NIA	VICTORIA-VOLKSBANKEN Biztosító Zrt., Budapest	Ownership	49.000	Munchener Ruckversicherung AG	
							welivit New Energy GmbH, Furth	DEU	NIA	welivit AG, Nurnberg	Ownership	100.000	Munchener Ruckversicherung AG	
							welivit Solar España GmbH, Nurnberg	DEU	NIA	welivit AG, Nurnberg	Ownership	100.000	Munchener Ruckversicherung AG	
							Welivit Solar Italia s.r.l., Bozen	ITA	NIA	welivit AG, Nurnberg	Ownership	100.000	Munchener Ruckversicherung AG	
							Windpark Langengrassau Infrastruktur GbR, Bremen	DEU	NIA	Windpark Langengrassau GmbH & Co KG, Bremen	Ownership	83.300	Munchener Ruckversicherung AG	
							Windpark Osterhausen-Mittelhausen Infrastruktur GbR, Bremen	DEU	NIA	Windpark Mittelhausen GmbH & Co KG, Bremen	Ownership	60.000	Munchener Ruckversicherung AG	
			20-0011706				Windsor DME Operations, Inc	TN	NIA	Windsor Health Group, Inc., Atlanta, GA	Ownership	100.000	Munchener Ruckversicherung AG	
			20-1806821				Windsor Long Term Care, LLC	TN	NIA	Windsor Health Group, Inc., Atlanta, GA	Ownership	100.000	Munchener Ruckversicherung AG	
							WNE Solarfonds Suddeutschland 2 GmbH & Co. KG, Nurnberg	DEU	NIA	ERGO Versicherungsgruppe AG, Dusseldorf	Ownership	100.000	Munchener Ruckversicherung AG	
							Wohnungsgesellschaft Brela mbH, Hamburg	DEU	NIA	ERGO Versicherung Aktiengesellschaft, Dusseldorf	Ownership	100.000	Munchener Ruckversicherung AG	
							Zacobu 110011 S.L., Madrid	ESP	NIA	wse Solarpark Spanien 1 GmbH & Co. KG, Furth	Ownership	100.000	Munchener Ruckversicherung AG	
							Zacuba 6006 S.L., Madrid	ESP	NIA	wse Solarpark Spanien 1 GmbH & Co. KG, Furth	Ownership	100.000	Munchener Ruckversicherung AG	
							Zacubacon 150015 S.L., Madrid	ESP	NIA	wse Solarpark Spanien 1 GmbH & Co. KG, Furth	Ownership	100.000	Munchener Ruckversicherung AG	

ANNUAL STATEMENT FOR THE YEAR 2012 OF THE American Modern Home Insurance Co.

SCHEDULE Y
PART 1A - DETAIL OF INSURANCE HOLDING COMPANY SYSTEM

1	2	3	4	5	6	7	8	9	10	11	12	13	14	15
Group Code	Group Name	NAIC Company Code	Federal ID Number	Federal RSSD	CIK	Name of Securities Exchange if Publicly Traded (U.S. or International)	Names of Parent, Subsidiaries Or Affiliates	Domiciliary Location	Relationship to Reporting Entity	Directly Controlled by (Name of Entity/Person)	Type of Control (Ownership, Board, Management, Attorney-in-Fact, Influence, Other)	If Control is Ownership Provide Percentage	Ultimate Controlling Entity(ies)/Person(s)	*
							Zafacesbe 120012 S.L., Madrid	ESP	NIA	wse Solarpark Spanien 1 GmbH & Co. KG, Furth	Ownership	100.000	Munchener Ruckversicherung AG	
							Zagacobi 180018 S.L., Playa del Inglés	ESP	NIA	wse Solarpark Spanien 1 GmbH & Co. KG, Furth	Ownership	100.000	Munchener Ruckversicherung AG	
							Zapaceba 170017 S.L., Playa del Inglés	ESP	NIA	wse Solarpark Spanien 1 GmbH & Co. KG, Furth	Ownership	100.000	Munchener Ruckversicherung AG	
							Zapacubi 8008 S.L., Madrid	ESP	NIA	wse Solarpark Spanien 1 GmbH & Co. KG, Furth	Ownership	100.000	Munchener Ruckversicherung AG	
							Zarzucolumbu 100010 S.L., Madrid	ESP	NIA	wse Solarpark Spanien 1 GmbH & Co. KG, Furth	Ownership	100.000	Munchener Ruckversicherung AG	
							Zetaza 4004 S.L., Madrid	ESP	NIA	wse Solarpark Spanien 1 GmbH & Co. KG, Furth	Ownership	100.000	Munchener Ruckversicherung AG	
							Zicobucar 140014 S.L., Madrid	ESP	NIA	wse Solarpark Spanien 1 GmbH & Co. KG, Furth	Ownership	100.000	Munchener Ruckversicherung AG	
							Zucaelo 130013 S.L., Madrid	ESP	NIA	wse Solarpark Spanien 1 GmbH & Co. KG, Furth	Ownership	100.000	Munchener Ruckversicherung AG	
							Zucampobi 3003 S.L., Madrid	ESP	NIA	wse Solarpark Spanien 1 GmbH & Co. KG, Furth	Ownership	100.000	Munchener Ruckversicherung AG	
							Zucarrobiso 2002 S.L., Madrid	ESP	NIA	wse Solarpark Spanien 1 GmbH & Co. KG, Furth	Ownership	100.000	Munchener Ruckversicherung AG	
							Zucobaco 7007 S.L., Madrid	ESP	NIA	wse Solarpark Spanien 1 GmbH & Co. KG, Furth	Ownership	100.000	Munchener Ruckversicherung AG	
							Zulazor 3003 S.L., Madrid	ESP	NIA	wse Solarpark Spanien 1 GmbH & Co. KG, Furth	Ownership	100.000	Munchener Ruckversicherung AG	
							Zumbicobi 5005 S.L., Madrid	ESP	NIA	wse Solarpark Spanien 1 GmbH & Co. KG, Furth	Ownership	100.000	Munchener Ruckversicherung AG	
							Zumcasba 1001 S.L., Madrid	ESP	NIA	wse Solarpark Spanien 1 GmbH & Co. KG, Furth	Ownership	100.000	Munchener Ruckversicherung AG	
							Zuncabu 4004 S.L., Madrid	ESP	NIA	wse Solarpark Spanien 1 GmbH & Co. KG, Furth	Ownership	100.000	Munchener Ruckversicherung AG	
							Zuncolubo 9009 S.L., Madrid	ESP	NIA	wse Solarpark Spanien 1 GmbH & Co. KG, Furth	Ownership	100.000	Munchener Ruckversicherung AG	
							13th & F associates Limited Partnership, Washington D.C.	US	NIA	Munich Reinsurance America, Inc., Wilmington, Delaware	Ownership	80.000	Munchener Ruckversicherung AG	
							13th & F associates Limited Partnership, Washington D.C.	US	NIA	Munich Columbia Square Corp., Wilmington, Delaware	Ownership	0.000	Munchener Ruckversicherung AG	
							Apollo Munich Health Insurance Co. Ltd., Hyderabad	IND	IA	Munich Health Holding AG, Munchen	Ownership	25.700	Munchener Ruckversicherung AG	
							BHS tabletop AG, Selb	DEU	NIA	Munchener Ruckversicherung AG, Munchen	Ownership	28.900	Munchener Ruckversicherung AG	
							Bloemers Beheer B.V., Rotterdam	NLD	NIA	Munchener Ruckversicherung AG, Munchen	Ownership	23.200	Munchener Ruckversicherung AG	
							Consorcio Internacional de Aseguradores de Crédito, S.A., Madrid	ESP	IA	Munchener Ruckversicherung AG, Munchen	Ownership	19.500	Munchener Ruckversicherung AG	
							Consortia Versicherungs-Beteiligungsgesellschaft mbH, Nurnberg	DEU	NIA	Munchener Ruckversicherung AG, Munchen	Ownership	33.700	Munchener Ruckversicherung AG	
							D.A.S. Difesa Automobilistica Sinistri, S.p.A. di Assicurazione, Verona	ITA	IA	D.A.S. Deutscher Automobil Schutz Allgemeine Rechtsschutz-Versicherungs-Aktiengesellschaft, Munchen	Ownership	50.000	Munchener Ruckversicherung AG	
							DAMAN - National Health Insurance Company, Abu Dhabi	ARE	IA	Munchener Ruckversicherung AG, Munchen	Ownership	20.000	Munchener Ruckversicherung AG	
							Dovull SPV GmbH & Co. KG, Frankfurt a.M.	DEU	NIA	HMV GFKL Beteiligungs GmbH, Dusseldorf	Ownership	20.100	Munchener Ruckversicherung AG	

ANNUAL STATEMENT FOR THE YEAR 2012 OF THE American Modern Home Insurance Co.

SCHEDULE Y
PART 1A - DETAIL OF INSURANCE HOLDING COMPANY SYSTEM

1	2	3	4	5	6	7	8	9	10	11	12	13	14	15
Group Code	Group Name	NAIC Company Code	Federal ID Number	Federal RSSD	CIK	Name of Securities Exchange if Publicly Traded (U.S. or International)	Names of Parent, Subsidiaries Or Affiliates	Domiciliary Location	Relationship to Reporting Entity	Directly Controlled by (Name of Entity/Person)	Type of Control (Ownership, Board, Management, Attorney-in-Fact, Influence, Other)	If Control is Ownership Provide Percentage	Ultimate Controlling Entity(ies)/Person(s)	*
							Europai Utazasi Biztosito Rt., Budapest	HUN	IA	EUROPAISCHE Reiseversicherung Aktiengesellschaft, Munchen	Ownership	26.000	Munchener Ruckversicherung AG	
							Europaische Reiseversicherungs-Aktiengesellschaft, Wien	AUT	IA	EUROPAISCHE Reiseversicherung Aktiengesellschaft, Munchen	Ownership	25.000	Munchener Ruckversicherung AG	
							Global Aerospace Underwriting Managers Ltd., London	GBR	NIA	Munchener Ruckversicherung AG, Munchen	Ownership	40.000	Munchener Ruckversicherung AG	
							Global Insurance Company, Ho-Chi-Minh-Stadt	CHN	IA	ERGO International Aktiengesellschaft, Dusseldorf	Ownership	25.000	Munchener Ruckversicherung AG	
							HDFC ERGO General Insurance Company Ltd., Mumbai	IND	IA	ERGO International Aktiengesellschaft, Dusseldorf	Ownership	26.000	Munchener Ruckversicherung AG	
							HighTech Beteiligungen GmbH und Co. KG, Dusseldorf	DEU	NIA	ERGO Private Equity Gesundheit GmbH, Dusseldorf	Ownership	9.900	Munchener Ruckversicherung AG	
							HighTech Beteiligungen GmbH und Co. KG, Dusseldorf	DEU	NIA	ERGO Private Equity Komposit GmbH, Dusseldorf	Ownership	6.600	Munchener Ruckversicherung AG	
							HighTech Beteiligungen GmbH und Co. KG, Dusseldorf	DEU	NIA	ERGO Private Equity Leben GmbH, Dusseldorf	Ownership	6.600	Munchener Ruckversicherung AG	
							KarstadtQuelle Finanz Service GmbH, Dusseldorf	DEU	NIA	ERGO Versicherungsgruppe AG, Dusseldorf	Ownership	50.000	Munchener Ruckversicherung AG	
							MCAF Verwaltungs-GmbH & Co.KG, Dusseldorf	DEU	NIA	ERGO Versicherungsgruppe AG, Dusseldorf	Ownership	50.000	Munchener Ruckversicherung AG	
							MDP Ventures I L.L.C., New York	US	NIA	MEAG US Real Estate Management Holdings, Inc., Wilmington DE	Ownership	50.000	Munchener Ruckversicherung AG	
							MEAG Pacific Star Holdings Ltd., Hong Kong	HKG	NIA	MEAG MUNICH ERGO AssetManagement GmbH, Munchen	Ownership	50.000	Munchener Ruckversicherung AG	
							MEDICLIN Aktiengesellschaft, Offenburg	DEU	NIA	ERGO Versicherungsgruppe AG, Dusseldorf	Ownership	23.200	Munchener Ruckversicherung AG	
							MEDICLIN Aktiengesellschaft, Offenburg	DEU	NIA	DKV Deutsche Krankenversicherung Aktiengesellschaft, Koln	Ownership	11.800	Munchener Ruckversicherung AG	
							MEGA 4 GbR, Berlin	DEU	NIA	ERGO Versicherungsgruppe AG, Dusseldorf	Ownership	20.600	Munchener Ruckversicherung AG	
							MEGA 4 GbR, Berlin	DEU	NIA	ERGO Versicherungsgruppe AG, Dusseldorf	Ownership	13.700	Munchener Ruckversicherung AG	
							Millennium Entertainment Partners II L.P., New York	US	NIA	VICTORIA Investment Properties Two L.P., Atlanta	Ownership	32.500	Munchener Ruckversicherung AG	
							Millennium Entertainment Partners II L.P., New York	US	NIA	Victoria US Holdings, Inc., Wilmington, Delaware	Ownership	9.800	Munchener Ruckversicherung AG	
							Millennium Entertainment Partners L.P., New York	US	NIA	Victoria US Holdings, Inc., Wilmington, Delaware	Ownership	27.500	Munchener Ruckversicherung AG	
							Millennium Partners LLC, New York	US	NIA	Victoria US Holdings, Inc., Wilmington, Delaware	Ownership	20.300	Munchener Ruckversicherung AG	
							PICC Asset Management Company Ltd., Shanghai	CHN	NIA	MEAG MUNICH ERGO AssetManagement GmbH, Munchen	Ownership	19.000	Munchener Ruckversicherung AG	
							Property Finance France S.A., Luxemburg	LUX	NIA	VICTORIA Lebensversicherung Aktiengesellschaft, Dusseldorf	Ownership	45.500	Munchener Ruckversicherung AG	
							Rendite Partner Gesellschaft fur Vermögensverwaltung mbH, Frankfurt a.M.	DEU	NIA	VHDK Beteiligungsgesellschaft mbH, Dusseldorf	Ownership	33.300	Munchener Ruckversicherung AG	
							RP Vilbeler Fondsgesellschaft mbH, Frankfurt a.M.	DEU	NIA	VICTORIA Lebensversicherung Aktiengesellschaft, Dusseldorf	Ownership	10.000	Munchener Ruckversicherung AG	
							RP Vilbeler Fondsgesellschaft mbH, Frankfurt a.M.	DEU	NIA	ERGO Lebensversicherung Aktiengesellschaft, Hamburg	Ownership	10.000	Munchener Ruckversicherung AG	
							RP Vilbeler Fondsgesellschaft mbH, Frankfurt a.M.	DEU	NIA	ERGO DIREKT Lebensversicherung AG, Furth	Ownership	10.000	Munchener Ruckversicherung AG	
							RP Vilbeler Fondsgesellschaft mbH, Frankfurt a.M.	DEU	NIA	DKV Deutsche Krankenversicherung Aktiengesellschaft, Koln	Ownership	10.000	Munchener Ruckversicherung AG	

ANNUAL STATEMENT FOR THE YEAR 2012 OF THE American Modern Home Insurance Co.

SCHEDULE Y
PART 1A - DETAIL OF INSURANCE HOLDING COMPANY SYSTEM

1	2	3	4	5	6	7	8	9	10	11	12	13	14	15
Group Code	Group Name	NAIC Company Code	Federal ID Number	Federal RSSD	CIK	Name of Securities Exchange if Publicly Traded (U.S. or International)	Names of Parent, Subsidiaries Or Affiliates	Domiciliary Location	Relationship to Reporting Entity	Directly Controlled by (Name of Entity/Person)	Type of Control (Ownership, Board, Management, Attorney-in-Fact, Influence, Other)	If Control is Ownership Provide Percentage	Ultimate Controlling Entity(ies)/Person(s)	*
							Sana Kliniken AG, Munchen	DEU	NIA	DKV Deutsche Krankenversicherung Aktiengesellschaft, Koln	Ownership	21.700	Munchener Ruckversicherung AG	
							Saudi National Insurance Company B.S.C.(c), Manama	BHR	IA	Munchener Ruckversicherung AG, Munchen	Ownership	22.500	Munchener Ruckversicherung AG	
							SEBA Beteiligungsgesellschaft mbH, Nurnberg	DEU	NIA	Munchener Ruckversicherung AG, Munchen	Ownership	49.000	Munchener Ruckversicherung AG	
							Storebrand Helseforsikring AS, Oslo	NOR	IA	Munich Health Holding AG, Munchen	Ownership	50.000	Munchener Ruckversicherung AG	
							Suramericana S.A., Medellin	COL	NIA	Munchener Ruckversicherung AG, Munchen	Ownership	18.900	Munchener Ruckversicherung AG	
							TERTIANUM Besitzgesellschaft Berlin Passauer Strasse 5-7 mbH, Munchen	DEU	NIA	VICTORIA Lebensversicherung Aktiengesellschaft, Dusseldorf	Ownership	25.000	Munchener Ruckversicherung AG	
							TERTIANUM Besitzgesellschaft Konstanz Marktstae 2-6 und Sigismundstrasse 5-9 mbH, Munchen	DEU	NIA	VICTORIA Lebensversicherung Aktiengesellschaft, Dusseldorf	Ownership	25.000	Munchener Ruckversicherung AG	
							TERTIANUM Besitzgesellschaft Munchen Jahnstrasse 45 mbH, Munchen	DEU	NIA	VICTORIA Lebensversicherung Aktiengesellschaft, Dusseldorf	Ownership	33.300	Munchener Ruckversicherung AG	
							T-Solar Global Operating Assets S.L.U., Madrid	ESP	NIA	MR RENT-Investment GmbH, Munchen	Ownership	37.000	Munchener Ruckversicherung AG	
							U.S. Property Fund IV GmbH & Co. KG, Munchen	DEU	NIA	MR Beteiligungen 19. GmbH, Munchen	Ownership	12.000	Munchener Ruckversicherung AG	
							U.S. Property Fund IV GmbH & Co. KG, Munchen	DEU	NIA	ERGO Lebensversicherung Aktiengesellschaft, Hamburg	Ownership	9.800	Munchener Ruckversicherung AG	
							U.S. Property Management II L.P., Atlanta	US	NIA	MEAG US Real Estate Management Holdings, Inc., Wilmington DE	Ownership	33.300	Munchener Ruckversicherung AG	
							U.S. Property Management III L.P., Atlanta	US	NIA	MEAG US Real Estate Management Holdings, Inc., Wilmington DE	Ownership	20.000	Munchener Ruckversicherung AG	
							Uelzener Lebensversicherungs-AG, Uelzen	DEU	IA	Munchener Ruckversicherung AG, Munchen	Ownership	24.000	Munchener Ruckversicherung AG	
							US PROPERTIES VA GmbH & Co. KG, Dusseldorf	DEU	NIA	IK Premium Fonds zwei GmbH & Co. KG, Dusseldorf	Ownership	46.100	Munchener Ruckversicherung AG	
							US PROPERTIES VA GmbH & Co. KG, Dusseldorf	DEU	NIA	US PROPERTIES VA Verwaltungs-GmbH, Dusseldorf	Ownership	0.000	Munchener Ruckversicherung AG	
							US PROPERTIES VA GmbH & Co. KG, Dusseldorf	DEU	NIA	IK Property Treuhand GmbH, Dusseldorf	Ownership	0.000	Munchener Ruckversicherung AG	
							VICTORIA-VOLKSBANKEN Pensionskassen Aktiengesellschaft, Wien	AUT	IA	ERGO Austria International AG, Wien	Ownership	23.800	Munchener Ruckversicherung AG	
							VICTORIA-VOLKSBANKEN Pensionskassen Aktiengesellschaft, Wien	AUT	IA	ERGO Versicherung Aktiengesellschaft, Wien	Ownership	23.800	Munchener Ruckversicherung AG	
							VICTORIA-VOLKSBANKEN Vorsorgekasse AG, Wien	AUT	NIA	ERGO Versicherung Aktiengesellschaft, Wien	Ownership	50.000	Munchener Ruckversicherung AG	
							Vier Gas Investments S.à r.l., Luxemburg	LUX	NIA	MR Infrastructure Investment GmbH, Grunwald	Ownership	33.200	Munchener Ruckversicherung AG	
							Vier Gas Investments S.à r.l., Luxemburg	LUX	NIA	ERGO Private Equity Gesundheit GmbH, Dusseldorf	Ownership	7.400	Munchener Ruckversicherung AG	
							Vier Gas Investments S.à r.l., Luxemburg	LUX	NIA	ERGO Private Equity Komposit GmbH, Dusseldorf	Ownership	3.200	Munchener Ruckversicherung AG	
							VV Immobilien GmbH & Co. United States KG, Munchen	DEU	NIA	VHDK Beteiligungsgesellschaft mbH, Dusseldorf	Ownership	21.100	Munchener Ruckversicherung AG	
							VV Immobilien GmbH & Co. United States KG, Munchen	DEU	NIA	ERGO Versicherung Aktiengesellschaft, Dusseldorf	Ownership	7.800	Munchener Ruckversicherung AG	
							VV Immobilien GmbH & Co. US City KG, Munchen	DEU	NIA	VHDK Beteiligungsgesellschaft mbH, Dusseldorf	Ownership	23.100	Munchener Ruckversicherung AG	

ANNUAL STATEMENT FOR THE YEAR 2012 OF THE American Modern Home Insurance Co.

SCHEDULE Y
PART 1A - DETAIL OF INSURANCE HOLDING COMPANY SYSTEM

1	2	3	4	5	6	7	8	9	10	11	12	13	14	15
Group Code	Group Name	NAIC Company Code	Federal ID Number	Federal RSSD	CIK	Name of Securities Exchange if Publicly Traded (U.S. or International)	Names of Parent, Subsidiaries Or Affiliates	Domiciliary Location	Relationship to Reporting Entity	Directly Controlled by (Name of Entity/Person)	Type of Control (Ownership, Board, Management, Attorney-in-Fact, Influence, Other)	If Control is Ownership Provide Percentage	Ultimate Controlling Entity(ies)/Person(s)	*
							VV Immobilien Verwaltungs GmbH & Co. Zentraleuropa KG, Munchen	DEU	NIA	VHDK Beteiligungsgesellschaft mbH, Dusseldorf	Ownership	20.400	Munchener Ruckversicherung AG	
							PORT ELISABETH GmbH & Co. KG, Hamburg	DEU	NIA	IK Premium Fonds zwei GmbH & Co. KG, Dusseldorf	Ownership	31.900	Munchener Ruckversicherung AG	
							PORT ELISABETH GmbH & Co. KG, Hamburg	DEU	NIA	IDEENKAPITAL Schiffsfonds Treuhand GmbH, Dusseldorf	Ownership	0.000	Munchener Ruckversicherung AG	
							PORT LOUIS GmbH & Co. KG, Hamburg	DEU	NIA	IK Premium Fonds zwei GmbH & Co. KG, Dusseldorf	Ownership	25.800	Munchener Ruckversicherung AG	
							PORT LOUIS GmbH & Co. KG, Hamburg	DEU	NIA	IDEENKAPITAL Schiffsfonds Treuhand GmbH, Dusseldorf	Ownership	0.000	Munchener Ruckversicherung AG	
							Agricultural Management Services S.r.l., Verona	ITA	NIA	Munchener Ruckversicherung AG, Munchen	Ownership	33.300	Munchener Ruckversicherung AG	
							Assistance Partner GmbH & Co. KG, Munchen	DEU	NIA	almeda GmbH, Munchen	Ownership	21.700	Munchener Ruckversicherung AG	
							BF.direkt AG, Stuttgart	DEU	NIA	VICTORIA Lebensversicherung Aktiengesellschaft, Dusseldorf	Ownership	27.200	Munchener Ruckversicherung AG	
							carexpert Kfz-Sachverständigen GmbH, Walluf	DEU	NIA	ERGO Versicherung Aktiengesellschaft, Dusseldorf	Ownership	25.000	Munchener Ruckversicherung AG	
							Fernkalte Geschäftsstadt Nord Gesellschaft burgerlichen Rechts, Hamburg	DEU	NIA	ERGO Lebensversicherung Aktiengesellschaft, Hamburg	Ownership	39.300	Munchener Ruckversicherung AG	
							Finsure Investments (Private) Limited, Harare	ZWE	NIA	Munich Reinsurance Company of Africa Ltd, Johannesburg	Ownership	24.500	Munchener Ruckversicherung AG	
							Hannover Finanz-Umwelt Beteiligungsgesellschaft mbH, Hillerse	DEU	NIA	ERGO Lebensversicherung Aktiengesellschaft, Hamburg	Ownership	20.000	Munchener Ruckversicherung AG	
							Hartford Research LLC, Wilmington, Delaware	DE	NIA	HSB Engineering Finance Corporations, Dover, Delaware	Ownership	41.800	Munchener Ruckversicherung AG	
							IFFOXX AG, Rosenheim	DEU	NIA	Merkur Grundstücks- und Beteiligungs-Gesellschaft mit beschränkter Haftung, Dusseldorf	Ownership	28.000	Munchener Ruckversicherung AG	
							IK Objektgesellschaft Frankfurt Theodor-Heuss-Allee GmbH & Co. KG, Dusseldorf	DEU	NIA	ERGO Versicherungsgruppe AG, Dusseldorf	Ownership	47.400	Munchener Ruckversicherung AG	
							K & P Objekt Hamburg Hamburger Strasse Immobilienfonds GmbH & Co. KG, Dusseldorf	DEU	NIA	IK Premium Fonds GmbH & Co. KG, Dusseldorf	Ownership	36.500	Munchener Ruckversicherung AG	
							K & P Objekt Hamburg Hamburger Strasse Immobilienfonds GmbH & Co. KG, Dusseldorf	DEU	NIA	IK FE Fonds Management GmbH, Dusseldorf	Ownership	0.100	Munchener Ruckversicherung AG	
							LCM Logistic Center Management GmbH, Hamburg	DEU	NIA	MEAG MUNICH ERGO AssetManagement GmbH, Munchen	Ownership	50.000	Munchener Ruckversicherung AG	
							MAYFAIR Holding GmbH & Co. Singapur KG, Dusseldorf	DEU	NIA	ERGO Versicherungsgruppe AG, Dusseldorf	Ownership	71.400	Munchener Ruckversicherung AG	
							MCAF Management GmbH, Dusseldorf	DEU	NIA	ERGO Versicherungsgruppe AG, Dusseldorf	Ownership	50.000	Munchener Ruckversicherung AG	
							MSMR Parkview LLC	US	NIA	MR Parkview Holding Corporation, Wilmington, Delaware	Ownership	38.500	Munchener Ruckversicherung AG	
							PERILS AG, Zurich	CHE	NIA	Munchener Ruckversicherung AG, Munchen	Ownership	11.100	Munchener Ruckversicherung AG	
							POOL Sp. z o.o., Warschau	POL	NIA	Sopockie Towarzystwo Ubezpiezen Ergo Hestia Spolka Akcyjna, Sopot	Ownership	33.800	Munchener Ruckversicherung AG	
							Reisegarant, Vermittler von Insolvenzversicherungen mbH, Hamburg	DEU	NIA	EUROPAISCHE Reiseversicherung Aktiengesellschaft, Munchen	Ownership	24.000	Munchener Ruckversicherung AG	
							RM 2264 Vermögensverwaltungs GmbH, Munchen	DEU	NIA	MEAG MUNICH ERGO AssetManagement GmbH, Munchen	Ownership	25.000	Munchener Ruckversicherung AG	
							Rumba GmbH & Co. KG, Munchen	DEU	NIA	MEAG MUNICH ERGO AssetManagement GmbH, Munchen	Ownership	25.000	Munchener Ruckversicherung AG	

ANNUAL STATEMENT FOR THE YEAR 2012 OF THE American Modern Home Insurance Co.

SCHEDULE Y
PART 1A - DETAIL OF INSURANCE HOLDING COMPANY SYSTEM

1	2	3	4	5	6	7	8	9	10	11	12	13	14	15
Group Code	Group Name	NAIC Company Code	Federal ID Number	Federal RSSD	CIK	Name of Securities Exchange if Publicly Traded (U.S. or International)	Names of Parent, Subsidiaries Or Affiliates	Domiciliary Location	Relationship to Reporting Entity	Directly Controlled by (Name of Entity/Person)	Type of Control (Ownership, Board, Management, Attorney-in-Fact, Influence, Other)	If Control is Ownership Provide Percentage	Ultimate Controlling Entity(ies)/Person(s)	*
							Rural Affinity Insurance Agency Pty Limited, Sydney	AUS	NIA	Corion Pty Limited, Sydney	Ownership	50.000	Munchener Ruckversicherung AG	
							Secundi CBVA, Brussel	BEL	NIA	Kuik & Partners Gerechtsdeurwaarders & Incassobureau B.V., Eindhoven	Ownership	33.000	Munchener Ruckversicherung AG	
							Teko - Technisches Kontor fur Versicherungen Gesellschaft mit beschränkter Haftung, Dusseldorf	DEU	NIA	ERGO Versicherung Aktiengesellschaft, Dusseldorf	Ownership	30.000	Munchener Ruckversicherung AG	
							TERTIANUM Seniorenresidenz Betriebsgesellschaft Munchen mbH, Munchen	DEU	NIA	VICTORIA Lebensversicherung Aktiengesellschaft, Dusseldorf	Ownership	33.300	Munchener Ruckversicherung AG	
							TERTIANUM Seniorenresidenzen Betriebsgesellschaft mbH, Konstanz	DEU	NIA	VICTORIA Lebensversicherung Aktiengesellschaft, Dusseldorf	Ownership	25.000	Munchener Ruckversicherung AG	
							Trend Capital GmbH & Co. Solarfonds 2 KG, Mainz	DEU	NIA	MR Solar GmbH & Co. KG, Nurnberg	Ownership	34.400	Munchener Ruckversicherung AG	
							Triple IP B.V., Amsterdam	NLD	NIA	EUROPAISCHE Reiseversicherung Aktiengesellschaft, Munchen	Ownership	50.000	Munchener Ruckversicherung AG	
							Verwaltungsgesellschaft PORT ELISABETH mbH, hamburg	DEU	NIA	IK Komp GmbH, Dusseldorf	Ownership	50.000	Munchener Ruckversicherung AG	
							Verwaltungsgesellschaft Port Hedland mbH, Hamburg	DEU	NIA	IDEENKAPITAL Financial Engineering GmbH, Dusseldorf	Ownership	50.000	Munchener Ruckversicherung AG	
							Verwaltungsgesellschaft PORT KELANG mbH, Hamburg	DEU	NIA	IK Komp GmbH, Dusseldorf	Ownership	50.000	Munchener Ruckversicherung AG	
							Verwaltungsgesellschaft Port Lincoln mbH, Hamburg	DEU	NIA	IDEENKAPITAL Financial Engineering GmbH, Dusseldorf	Ownership	50.000	Munchener Ruckversicherung AG	
							Verwaltungsgesellschaft PORT LOUIS GmbH, Hamburg	DEU	NIA	IK Komp GmbH, Dusseldorf	Ownership	50.000	Munchener Ruckversicherung AG	
							Verwaltungsgesellschaft PORT MAUBERT mbH, Hamburg	DEU	NIA	IK Komp GmbH, Dusseldorf	Ownership	50.000	Munchener Ruckversicherung AG	
							Verwaltungsgesellschaft PORT MELBOURNE mbH, Hamburg	DEU	NIA	IK Komp GmbH, Dusseldorf	Ownership	50.000	Munchener Ruckversicherung AG	
							Verwaltungsgesellschaft PORT MENIER mbH, Hamburg	DEU	NIA	IK Komp GmbH, Dusseldorf	Ownership	50.000	Munchener Ruckversicherung AG	
							Verwaltungsgesellschaft PORT MOODY mbH, Hamburg	DEU	NIA	IK Komp GmbH, Dusseldorf	Ownership	50.000	Munchener Ruckversicherung AG	
							Verwaltungsgesellschaft PORT MORESBY mbH, Hamburg	DEU	NIA	IK Komp GmbH, Dusseldorf	Ownership	50.000	Munchener Ruckversicherung AG	
							Verwaltungsgesellschaft PORT MOUTON mbH, Hamburg	DEU	NIA	IK Komp GmbH, Dusseldorf	Ownership	50.000	Munchener Ruckversicherung AG	
							Verwaltungsgesellschaft PORT NELSON mbH, Hamburg	DEU	NIA	IK Komp GmbH, Dusseldorf	Ownership	50.000	Munchener Ruckversicherung AG	
							Verwaltungsgesellschaft PORT RUSSEL GmbH, Hamburg	DEU	NIA	IK Komp GmbH, Dusseldorf	Ownership	50.000	Munchener Ruckversicherung AG	
							Verwaltungsgesellschaft PORT SAID GmbH, Hamburg	DEU	NIA	IK Komp GmbH, Dusseldorf	Ownership	50.000	Munchener Ruckversicherung AG	
							Verwaltungsgesellschaft PORT STANLEY GmbH, Hamburg	DEU	NIA	IK Komp GmbH, Dusseldorf	Ownership	50.000	Munchener Ruckversicherung AG	
							Verwaltungsgesellschaft PORT STEWART mbH, Hamburg	DEU	NIA	IK Komp GmbH, Dusseldorf	Ownership	50.000	Munchener Ruckversicherung AG	
							Verwaltungsgesellschaft PORT UNION mbH, Hamburg	DEU	NIA	IK Komp GmbH, Dusseldorf	Ownership	50.000	Munchener Ruckversicherung AG	
							Verwaltungsgesellschaft Port Williams mbH, Hamburg	DEU	NIA	IDEENKAPITAL Financial Engineering GmbH, Dusseldorf	Ownership	50.000	Munchener Ruckversicherung AG	

98.33

ANNUAL STATEMENT FOR THE YEAR 2012 OF THE American Modern Home Insurance Co.

SCHEDULE Y

PART 1A - DETAIL OF INSURANCE HOLDING COMPANY SYSTEM

1	2	3	4	5	6	7	8	9	10	11	12	13	14	15
Group Code	Group Name	NAIC Company Code	Federal ID Number	Federal RSSD	CIK	Name of Securities Exchange if Publicly Traded (U.S. or International)	Names of Parent, Subsidiaries Or Affiliates	Domiciliary Location	Relationship to Reporting Entity	Directly Controlled by (Name of Entity/Person)	Type of Control (Ownership, Board, Management, Attorney-in-Fact, Influence, Other)	If Control is Ownership Provide Percentage	Ultimate Controlling Entity(ies)/Person(s)	*
							VisEq GmbH, Grunwald	DEU	NIA	Munchener Ruckversicherung AG, Munchen	Ownership	34.000	Munchener Ruckversicherung AG	
							Volksbanken-Versicherungsdienst GmbH, Wien	AUT	NIA	VV-Consulting Gesellschaft fur Risikoanalyse, Vorsorgeberatung und Versicherungsvermittlung GmbH, Wien	Ownership	25.200	Munchener Ruckversicherung AG	
							VV Immobilien GmbH & Co. GB KG, Dusseldorf	DEU	NIA	VHDK Beteiligungsgesellschaft mbH, Dusseldorf	Ownership	19.100	Munchener Ruckversicherung AG	
							VV Immobilien GmbH & Co. GB KG, Dusseldorf	DEU	NIA	ERGO Lebensversicherung Aktiengesellschaft, Hamburg	Ownership	10.000	Munchener Ruckversicherung AG	
							VV Immobilien GmbH & Co. GB KG, Dusseldorf	DEU	NIA	ERGO Versicherung Aktiengesellschaft, Dusseldorf	Ownership	8.200	Munchener Ruckversicherung AG	
							VV Immobilien GmbH & Co. GB KG, Dusseldorf	DEU	NIA	DKV Deutsche Krankenversicherung Aktiengesellschaft, Koln	Ownership	3.600	Munchener Ruckversicherung AG	
							VV Immobilien Verwaltungs GmbH, Munchen	DEU	NIA	MEAG MUNICH ERGO AssetManagement GmbH, Munchen	Ownership	30.000	Munchener Ruckversicherung AG	
							VV Immobilien Verwaltungs und Beteiligungs GmbH, Munchen	DEU	NIA	MEAG MUNICH ERGO AssetManagement GmbH, Munchen	Ownership	30.000	Munchener Ruckversicherung AG	
							WISMA ATRIA Holding GmbH & Co. Singapur KG, Dusseldorf	DEU	NIA	ERGO Versicherungsgruppe AG, Dusseldorf	Ownership	65.000	Munchener Ruckversicherung AG	
							WISMA ATRIA Holding GmbH, Dusseldorf	DEU	NIA	ERGO Versicherungsgruppe AG, Dusseldorf	Ownership	50.000	Munchener Ruckversicherung AG	
							PORT KELANG GmbH & Co. KG, Hamburg	DEU	NIA	IK Premium Fonds zwei GmbH & Co. KG, Dusseldorf	Ownership	0.300	Munchener Ruckversicherung AG	
							PORT KELANG GmbH & Co. KG, Hamburg	DEU	NIA	IDEENKAPITAL Schiffsfonds Treuhand GmbH, Dusseldorf	Ownership	0.000	Munchener Ruckversicherung AG	
							PORT MAUBERT GmbH & Co. KG, Hamburg	DEU	NIA	IK Premium Fonds zwei GmbH & Co. KG, Dusseldorf	Ownership	0.300	Munchener Ruckversicherung AG	
							PORT MAUBERT GmbH & Co. KG, Hamburg	DEU	NIA	IDEENKAPITAL Schiffsfonds Treuhand GmbH, Dusseldorf	Ownership	0.000	Munchener Ruckversicherung AG	
							PORT MELBOURNE GmbH & Co. KG, Hamburg	DEU	NIA	IK Premium Fonds zwei GmbH & Co. KG, Dusseldorf	Ownership	0.300	Munchener Ruckversicherung AG	
							PORT MELBOURNE GmbH & Co. KG, Hamburg	DEU	NIA	IDEENKAPITAL Schiffsfonds Treuhand GmbH, Dusseldorf	Ownership	0.000	Munchener Ruckversicherung AG	
							PORT MENIER GmbH & Co. KG, Hamburg	DEU	NIA	IK Premium Fonds zwei GmbH & Co. KG, Dusseldorf	Ownership	0.400	Munchener Ruckversicherung AG	
							PORT MENIER GmbH & Co. KG, Hamburg	DEU	NIA	IDEENKAPITAL Schiffsfonds Treuhand GmbH, Dusseldorf	Ownership	0.000	Munchener Ruckversicherung AG	
							PORT MOODY GmbH & Co. KG, Hamburg	DEU	NIA	IK Premium Fonds zwei GmbH & Co. KG, Dusseldorf	Ownership	0.200	Munchener Ruckversicherung AG	
							PORT MOODY GmbH & Co. KG, Hamburg	DEU	NIA	IDEENKAPITAL Schiffsfonds Treuhand GmbH, Dusseldorf	Ownership	0.000	Munchener Ruckversicherung AG	
							PORT MORESBY GmbH & Co. KG, Hamburg	DEU	NIA	IK Premium Fonds zwei GmbH & Co. KG, Dusseldorf	Ownership	0.400	Munchener Ruckversicherung AG	
							PORT MORESBY GmbH & Co. KG, Hamburg	DEU	NIA	IDEENKAPITAL Schiffsfonds Treuhand GmbH, Dusseldorf	Ownership	0.000	Munchener Ruckversicherung AG	
							PORT MOUTON GmbH & Co. KG, Hamburg	DEU	NIA	IK Premium Fonds zwei GmbH & Co. KG, Dusseldorf	Ownership	0.700	Munchener Ruckversicherung AG	
							PORT MOUTON GmbH & Co. KG, Hamburg	DEU	NIA	IDEENKAPITAL Schiffsfonds Treuhand GmbH, Dusseldorf	Ownership	0.000	Munchener Ruckversicherung AG	
							PORT NELSON GmbH & Co. KG, Hamburg	DEU	NIA	IK Premium Fonds zwei GmbH & Co. KG, Dusseldorf	Ownership	0.800	Munchener Ruckversicherung AG	
							PORT NELSON GmbH & Co. KG, Hamburg	DEU	NIA	IDEENKAPITAL Schiffsfonds Treuhand GmbH, Dusseldorf	Ownership	0.000	Munchener Ruckversicherung AG	

ANNUAL STATEMENT FOR THE YEAR 2012 OF THE American Modern Home Insurance Co.

SCHEDULE Y

PART 1A - DETAIL OF INSURANCE HOLDING COMPANY SYSTEM

1	2	3	4	5	6	7	8	9	10	11	12	13	14	15
Group Code	Group Name	NAIC Company Code	Federal ID Number	Federal RSSD	CIK	Name of Securities Exchange if Publicly Traded (U.S. or International)	Names of Parent, Subsidiaries Or Affiliates	Domiciliary Location	Relationship to Reporting Entity	Directly Controlled by (Name of Entity/Person)	Type of Control (Ownership, Board, Management, Attorney-in-Fact, Influence, Other)	If Control is Ownership Provide Percentage	Ultimate Controlling Entity(ies)/Person(s)	*
							PORT RUSSEL GmbH & Co. KG, Hamburg	..DEU	..NIA	IK Premium Fonds zwei GmbH & Co. KG, Dusseldorf	Ownership	..0.200	Munchener Ruckversicherung AG	
							PORT RUSSEL GmbH & Co. KG, Hamburg	..DEU	..NIA	IDEENKAPITAL Schiffsfonds Treuhand GmbH, Dusseldorf	Ownership	..0.000	Munchener Ruckversicherung AG	
							PORT SAID GmbH & Co. KG, Hamburg	..DEU	..NIA	IK Premium Fonds zwei GmbH & Co. KG, Dusseldorf	Ownership	..0.200	Munchener Ruckversicherung AG	
							PORT SAID GmbH & Co. KG, Hamburg	..DEU	..NIA	IDEENKAPITAL Schiffsfonds Treuhand GmbH, Dusseldorf	Ownership	..0.000	Munchener Ruckversicherung AG	
							PORT STANLEY GmbH & Co. KG, Hamburg	..DEU	..NIA	IK Premium Fonds zwei GmbH & Co. KG, Dusseldorf	Ownership	..0.200	Munchener Ruckversicherung AG	
							PORT STANLEY GmbH & Co. KG, Hamburg	..DEU	..NIA	IDEENKAPITAL Schiffsfonds Treuhand GmbH, Dusseldorf	Ownership	..0.000	Munchener Ruckversicherung AG	
							PORT STEWART GmbH & Co. KG, Hamburg	..DEU	..NIA	IK Premium Fonds zwei GmbH & Co. KG, Dusseldorf	Ownership	..0.200	Munchener Ruckversicherung AG	
							PORT STEWART GmbH & Co. KG, Hamburg	..DEU	..NIA	IDEENKAPITAL Schiffsfonds Treuhand GmbH, Dusseldorf	Ownership	..0.000	Munchener Ruckversicherung AG	
							PORT UNION GmbH & Co. KG, Hamburg	..DEU	..NIA	IK Premium Fonds zwei GmbH & Co. KG, Dusseldorf	Ownership	..0.200	Munchener Ruckversicherung AG	
							PORT UNION GmbH & Co. KG, Hamburg	..DEU	..NIA	IDEENKAPITAL Schiffsfonds Treuhand GmbH, Dusseldorf	Ownership	..0.000	Munchener Ruckversicherung AG	
							Access Capital Fund IV L.P., Guernsey	..GBR	..NIA	MR Beteiligungen 1. GmbH, Munchen	Ownership	..8.900	Munchener Ruckversicherung AG	
							Access Capital Fund IV L.P., Guernsey	..GBR	..NIA	ERGO Private Equity Gesundheit GmbH, Dusseldorf	Ownership	..3.600	Munchener Ruckversicherung AG	
							Access Capital Fund IV L.P., Guernsey	..GBR	..NIA	ERGO Private Equity Leben GmbH, Dusseldorf	Ownership	..3.600	Munchener Ruckversicherung AG	
							Access Capital Fund IV L.P., Guernsey	..GBR	..NIA	ERGO Private Equity Komposit GmbH, Dusseldorf	Ownership	..1.800	Munchener Ruckversicherung AG	
							Access Capital Fund V LP Growth Buy-Out Europe, Edinburgh	..DEU	..NIA	ERGO Private Capital Gesundheit GmbH & Co. KG, Dusseldorf	Ownership	..5.600	Munchener Ruckversicherung AG	
							Access Capital Fund V LP Growth Buy-Out Europe, Edinburgh	..DEU	..NIA	ERGO Private Equity Komposit GmbH, Dusseldorf	Ownership	..1.100	Munchener Ruckversicherung AG	
							ACOF III CV AIV (OFFSHORE) II, L.P., Los Angeles	..US	..NIA	MR Beteiligungen 1. GmbH, Munchen	Ownership	..0.000	Munchener Ruckversicherung AG	
							ACOF III CV AIV (OFFSHORE) II, L.P., Los Angeles	..US	..NIA	ERGO Private Capital Gesundheit GmbH & Co. KG, Dusseldorf	Ownership	..0.000	Munchener Ruckversicherung AG	
							ACOF III CV AIV (OFFSHORE) II, L.P., Los Angeles	..US	..NIA	ERGO Private Capital Leben GmbH & Co. KG, Dusseldorf	Ownership	..0.000	Munchener Ruckversicherung AG	
							ACOF III GC AIV, L.P., Los Angeles	..US	..NIA	MR Beteiligungen 1. GmbH, Munchen	Ownership	..0.000	Munchener Ruckversicherung AG	
							ACOF III GC AIV, L.P., Los Angeles	..US	..NIA	ERGO Private Capital Gesundheit GmbH & Co. KG, Dusseldorf	Ownership	..0.000	Munchener Ruckversicherung AG	
							ACOF III GC AIV, L.P., Los Angeles	..US	..NIA	ERGO Private Capital Leben GmbH & Co. KG, Dusseldorf	Ownership	..0.000	Munchener Ruckversicherung AG	
							ACOF III Oro AIV L.P., Los Angeles	..US	..NIA	ERGO Private Capital Gesundheit GmbH & Co. KG, Dusseldorf	Ownership	..0.000	Munchener Ruckversicherung AG	
							ACOF III Oro AIV L.P., Los Angeles	..US	..NIA	ERGO Private Capital Leben GmbH & Co. KG, Dusseldorf	Ownership	..0.000	Munchener Ruckversicherung AG	
							ACOF III Plasco AIV, L.P., Los Angeles	..US	..NIA	MR Beteiligungen 1. GmbH, Munchen	Ownership	..0.000	Munchener Ruckversicherung AG	
							ACOF III Plasco AIV, L.P., Los Angeles	..US	..NIA	ERGO Private Capital Gesundheit GmbH & Co. KG, Dusseldorf	Ownership	..0.000	Munchener Ruckversicherung AG	
							ACOF III Plasco AIV, L.P., Los Angeles	..US	..NIA	ERGO Private Capital Leben GmbH & Co. KG, Dusseldorf	Ownership	..0.000	Munchener Ruckversicherung AG	

98.35

ANNUAL STATEMENT FOR THE YEAR 2012 OF THE American Modern Home Insurance Co.

SCHEDULE Y

PART 1A - DETAIL OF INSURANCE HOLDING COMPANY SYSTEM

1	2	3	4	5	6	7	8	9	10	11	12	13	14	15
Group Code	Group Name	NAIC Company Code	Federal ID Number	Federal RSSD	CIK	Name of Securities Exchange if Publicly Traded (U.S. or International)	Names of Parent, Subsidiaries Or Affiliates	Domiciliary Location	Relationship to Reporting Entity	Directly Controlled by (Name of Entity/Person)	Type of Control (Ownership, Board, Management, Attorney-in-Fact, Influence, Other)	If Control is Ownership Provide Percentage	Ultimate Controlling Entity(ies)/Person(s)	*
							ADEUS Aktienregister-Service-GmbH, Munchen	DEU	NIA	Munchener Ruckversicherung AG, Munchen	Ownership	15.400	Munchener Ruckversicherung AG	
							Adveq Europe II GmbH, Frankfurt	DEU	NIA	ERGO Private Equity Leben GmbH, Dusseldorf	Ownership	9.800	Munchener Ruckversicherung AG	
							Adveq Europe III L.P., Delaware	US	NIA	ERGO Private Equity Leben GmbH, Dusseldorf	Ownership	4.300	Munchener Ruckversicherung AG	
							Adveq Europe III L.P., Delaware	US	NIA	MR Beteiligungen 1. GmbH, Munchen	Ownership	2.900	Munchener Ruckversicherung AG	
							Adveq Europe IV B C.V., Curacao	ANT	NIA	MR Beteiligungen 1. GmbH, Munchen	Ownership	11.300	Munchener Ruckversicherung AG	
							Adveq Europe IV B C.V., Curacao	ANT	NIA	ERGO Private Equity Leben GmbH, Dusseldorf	Ownership	3.700	Munchener Ruckversicherung AG	
							Adveq Europe IV B C.V., Curacao	ANT	NIA	ERGO Private Equity Gesundheit GmbH, Dusseldorf	Ownership	2.300	Munchener Ruckversicherung AG	
							Adveq Europe IV B C.V., Curacao	ANT	NIA	ERGO Private Equity Komposit GmbH, Dusseldorf	Ownership	1.100	Munchener Ruckversicherung AG	
							Adveq Opportunities II C.V., Curacao	ANT	NIA	MR Beteiligungen 1. GmbH, Munchen	Ownership	4.400	Munchener Ruckversicherung AG	
							Adveq Opportunities II C.V., Curacao	ANT	NIA	ERGO Private Equity Leben GmbH, Dusseldorf	Ownership	3.300	Munchener Ruckversicherung AG	
							Adveq Opportunities II C.V., Curacao	ANT	NIA	ERGO Private Equity Gesundheit GmbH, Dusseldorf	Ownership	1.100	Munchener Ruckversicherung AG	
							Adveq Technology II C.V., Curacao	CUB	NIA	ERGO Private Equity Gesundheit GmbH, Dusseldorf	Ownership	5.600	Munchener Ruckversicherung AG	
							Adveq Technology III GmbH, Frankfurt	DEU	NIA	ERGO Private Equity Leben GmbH, Dusseldorf	Ownership	10.000	Munchener Ruckversicherung AG	
							AEDES Project S.r.l. i.L., Mailand	ITA	NIA	MEAG MUNICH ERGO AssetManagement GmbH, Munchen	Ownership	7.000	Munchener Ruckversicherung AG	
							AERS Consortio Aktiengesellschaft, Stuttgart	DEU	IA	VICTORIA Lebensversicherung Aktiengesellschaft, Dusseldorf	Ownership	18.600	Munchener Ruckversicherung AG	
							APAX Europe VII - B, L.P., Guernsey	GBR	NIA	MR Beteiligungen 1. GmbH, Munchen	Ownership	0.400	Munchener Ruckversicherung AG	
							APAX Europe VII - B, L.P., Guernsey	GBR	NIA	ERGO Private Equity Leben GmbH, Dusseldorf	Ownership	0.200	Munchener Ruckversicherung AG	
							APAX Europe VII - B, L.P., Guernsey	GBR	NIA	ERGO Private Equity Gesundheit GmbH, Dusseldorf	Ownership	0.100	Munchener Ruckversicherung AG	
							APAX Europe VII - B, L.P., Guernsey	GBR	NIA	ERGO Private Equity Komposit GmbH, Dusseldorf	Ownership	0.100	Munchener Ruckversicherung AG	
							APEP Dachfonds GmbH & Co. KG, Munchen	DEU	NIA	MR Beteiligungen 1. GmbH, Munchen	Ownership	6.100	Munchener Ruckversicherung AG	
							APEP Dachfonds GmbH & Co. KG, Munchen	DEU	NIA	ERGO Private Equity Leben GmbH, Dusseldorf	Ownership	3.400	Munchener Ruckversicherung AG	
							APEP Dachfonds GmbH & Co. KG, Munchen	DEU	NIA	ERGO Private Equity Komposit GmbH, Dusseldorf	Ownership	2.700	Munchener Ruckversicherung AG	
							APEP Dachfonds GmbH & Co. KG, Munchen	DEU	NIA	ERGO Previdenza S.p.A., Mailand	Ownership	1.200	Munchener Ruckversicherung AG	
							APEP Dachfonds GmbH & Co. KG, Munchen	DEU	NIA	ERGO Private Equity Gesundheit GmbH, Dusseldorf	Ownership	0.700	Munchener Ruckversicherung AG	
							Apollo Hospital Enterprise, Mumbai	IND	NIA	Munchener Ruckversicherung AG, Munchen	Ownership	1.800	Munchener Ruckversicherung AG	
							Apollo Overseas Partners VII. L.P., Delaware	US	NIA	MR Beteiligungen 1. GmbH, Munchen	Ownership	5.200	Munchener Ruckversicherung AG	
							Ares Corporate Opportunities Fund III L.P., Los Angeles	US	NIA	MR Beteiligungen 1. GmbH, Munchen	Ownership	0.700	Munchener Ruckversicherung AG	
							Ares Corporate Opportunities Fund III L.P., Los Angeles	US	NIA	ERGO Private Capital Gesundheit GmbH & Co. KG, Dusseldorf	Ownership	0.500	Munchener Ruckversicherung AG	
							Ares Corporate Opportunities Fund III L.P., Los Angeles	US	NIA	ERGO Private Capital Leben GmbH & Co. KG, Dusseldorf	Ownership	0.400	Munchener Ruckversicherung AG	

ANNUAL STATEMENT FOR THE YEAR 2012 OF THE American Modern Home Insurance Co.

SCHEDULE Y

PART 1A - DETAIL OF INSURANCE HOLDING COMPANY SYSTEM

1	2	3	4	5	6	7	8	9	10	11	12	13	14	15
Group Code	Group Name	NAIC Company Code	Federal ID Number	Federal RSSD	CIK	Name of Securities Exchange if Publicly Traded (U.S. or International)	Names of Parent, Subsidiaries Or Affiliates	Domiciliary Location	Relationship to Reporting Entity	Directly Controlled by (Name of Entity/Person)	Type of Control (Ownership, Board, Management, Attorney-in-Fact, Influence, Other)	If Control is Ownership Provide Percentage	Ultimate Controlling Entity(ies)/Person(s)	*
							Ares Corporate Opportunities Fund IV L.P., Los Angeles	US	NIA	ERGO Private Capital Gesundheit GmbH & Co. KG, Dusseldorf	Ownership	0.900	Munchener Ruckversicherung AG	
							Ares Corporate Opportunities Fund IV L.P., Los Angeles	US	NIA	ERGO Private Equity Komposit GmbH, Dusseldorf	Ownership	0.400	Munchener Ruckversicherung AG	
							Asia Property Fund II GmbH & Co. KG, Munchen	DEU	NIA	Munchener Ruckversicherung AG, Munchen	Ownership	5.900	Munchener Ruckversicherung AG	
							Asia Real Estate Income Fund SICAV, Luxemburg	LUX	NIA	DKV Deutsche Krankenversicherung Aktiengesellschaft, Koln	Ownership	9.900	Munchener Ruckversicherung AG	
							Asia Real Estate Income Fund SICAV, Luxemburg	LUX	NIA	ERGO Lebensversicherung Aktiengesellschaft, Hamburg	Ownership	9.900	Munchener Ruckversicherung AG	
							BAYERN TOURISMUS Marketing GmbH, Munchen	DEU	NIA	EUROPAISCHE Reiseversicherung Aktiengesellschaft, Munchen	Ownership	3.000	Munchener Ruckversicherung AG	
							BC European Capital IX-1 L.P., London	GBR	NIA	ERGO Private Equity Gesundheit GmbH, Dusseldorf	Ownership	0.300	Munchener Ruckversicherung AG	
							BC European Capital IX-1 L.P., London	GBR	NIA	ERGO Private Equity Komposit GmbH, Dusseldorf	Ownership	0.100	Munchener Ruckversicherung AG	
							Blackstone Capital partners VI L.P., Wilmington, Delaware	US	NIA	ERGO Private Equity Gesundheit GmbH, Dusseldorf	Ownership	0.200	Munchener Ruckversicherung AG	
							Blackstone Capital partners VI L.P., Wilmington, Delaware	US	NIA	ERGO Private Equity Komposit GmbH, Dusseldorf	Ownership	0.000	Munchener Ruckversicherung AG	
							Braemar Energy Ventures III, L.P., Wilmington, Delaware	US	NIA	MR RENT-Investment GmbH, Munchen	Ownership	8.900	Munchener Ruckversicherung AG	
							Capital Dynamics Champion Ventures VI, L.P., Woodside	US	NIA	MR Beteiligungen 1. GmbH, Munchen	Ownership	14.500	Munchener Ruckversicherung AG	
							Capital Dynamics Champion Ventures VI, L.P., Woodside	US	NIA	ERGO Private Capital Leben GmbH & Co. KG, Dusseldorf	Ownership	6.800	Munchener Ruckversicherung AG	
							Capital Dynamics Champion Ventures VI, L.P., Woodside	US	NIA	ERGO Private Equity Komposit GmbH, Dusseldorf	Ownership	4.000	Munchener Ruckversicherung AG	
							Capital Dynamics Champion Ventures VI, L.P., Woodside	US	NIA	ERGO Private Capital Gesundheit GmbH & Co. KG, Dusseldorf	Ownership	2.000	Munchener Ruckversicherung AG	
							Collier International Partners Fund VI, L.P., London	GBR	NIA	ERGO Private Capital Gesundheit GmbH & Co. KG, Dusseldorf	Ownership	0.400	Munchener Ruckversicherung AG	
							Collier International Partners Fund VI, L.P., London	GBR	NIA	ERGO Private Equity Komposit GmbH, Dusseldorf	Ownership	0.200	Munchener Ruckversicherung AG	
							Crown Premium Private Equity Buyout SICAV, Luxembourg	LUX	NIA	ERGO Private Equity Gesundheit GmbH, Dusseldorf	Ownership	6.400	Munchener Ruckversicherung AG	
							Crown Premium Private Equity Technology Ventures GmbH & Co. KG, Grunwald	DEU	NIA	ERGO Private Equity Gesundheit GmbH, Dusseldorf	Ownership	10.000	Munchener Ruckversicherung AG	
							CVC European Equity Partners V (A) L.P., Grand Cayman	CYM	NIA	MR Beteiligungen 1. GmbH, Munchen	Ownership	0.600	Munchener Ruckversicherung AG	
							CVC European Equity Partners V (A) L.P., Grand Cayman	CYM	NIA	ERGO Private Equity Leben GmbH, Dusseldorf	Ownership	0.500	Munchener Ruckversicherung AG	
							CVC European Equity Partners V (A) L.P., Grand Cayman	CYM	NIA	ERGO Private Equity Gesundheit GmbH, Dusseldorf	Ownership	0.300	Munchener Ruckversicherung AG	
							CVC European Equity Partners V (A) L.P., Grand Cayman	CYM	NIA	ERGO Private Equity Komposit GmbH, Dusseldorf	Ownership	0.100	Munchener Ruckversicherung AG	
							Deutsche Touring GmbH, Frankfurt/Main	DEU	NIA	EUROPAISCHE Reiseversicherung Aktiengesellschaft, Munchen	Ownership	17.200	Munchener Ruckversicherung AG	
							DII GmbH, Munchen	DEU	NIA	Munchener Ruckversicherung AG, Munchen	Ownership	5.000	Munchener Ruckversicherung AG	
							Energy Investors XV (Scotland) L.P., Washington	US	NIA	ERGO Private Capital Gesundheit GmbH & Co. KG, Dusseldorf	Ownership	9.400	Munchener Ruckversicherung AG	

ANNUAL STATEMENT FOR THE YEAR 2012 OF THE American Modern Home Insurance Co.

SCHEDULE Y

PART 1A - DETAIL OF INSURANCE HOLDING COMPANY SYSTEM

1	2	3	4	5	6	7	8	9	10	11	12	13	14	15
Group Code	Group Name	NAIC Company Code	Federal ID Number	Federal RSSD	CIK	Name of Securities Exchange if Publicly Traded (U.S. or International)	Names of Parent, Subsidiaries Or Affiliates	Domiciliary Location	Relationship to Reporting Entity	Directly Controlled by (Name of Entity/Person)	Type of Control (Ownership, Board, Management, Attorney-in-Fact, Influence, Other)	If Control is Ownership Provide Percentage	Ultimate Controlling Entity(ies)/Person(s)	*
							Energy Investors XV (Scotland) L.P., Washington	US	NIA	ERGO Private Equity Komposit GmbH, Dusseldorf	Ownership	5.700	Munchener Ruckversicherung AG	
							Extremus Versicherungs-Aktiengesellschaft, Koln	DEU	IA	Munchener Ruckversicherung AG, Munchen	Ownership	16.000	Munchener Ruckversicherung AG	
							FIA Timber Partners II L.P., Wilmington	US	NIA	Silvanus Vermögensverwaltungsges.mbh, Munchen	Ownership	39.100	Munchener Ruckversicherung AG	
							Francisco Partners III L.P., San Francisco	US	NIA	ERGO Private Equity Gesundheit GmbH, Dusseldorf	Ownership	1.000	Munchener Ruckversicherung AG	
							Francisco Partners III L.P., San Francisco	US	NIA	ERGO Private Equity Komposit GmbH, Dusseldorf	Ownership	0.500	Munchener Ruckversicherung AG	
							GDV Dienstleistungs-GmbH & Co. KG, Hamburg	DEU	NIA	ERGO Versicherung Aktiengesellschaft, Dusseldorf	Ownership	3.800	Munchener Ruckversicherung AG	
							Global Infrastructure Partners - C L.P., Guernsey	GBR	NIA	ERGO Private Capital Gesundheit GmbH & Co. KG, Dusseldorf	Ownership	0.700	Munchener Ruckversicherung AG	
							Global Infrastructure Partners - C L.P., Guernsey	GBR	NIA	ERGO Private Capital Leben GmbH & Co. KG, Dusseldorf	Ownership	0.300	Munchener Ruckversicherung AG	
							Green Triangle Forest Trust, Sydney	AUS	NIA	Silvanus Vermögensverwaltungsges.mbh, Munchen	Ownership	18.900	Munchener Ruckversicherung AG	
							Greenspring Global Partners IV-B, L.P., Owings Mills	US	NIA	MR Beteiligungen 1. GmbH, Munchen	Ownership	5.000	Munchener Ruckversicherung AG	
							Greenspring Global Partners IV-B, L.P., Owings Mills	US	NIA	ERGO Private Capital Leben GmbH & Co. KG, Dusseldorf	Ownership	2.400	Munchener Ruckversicherung AG	
							Greenspring Global Partners IV-B, L.P., Owings Mills	US	NIA	ERGO Private Equity Komposit GmbH, Dusseldorf	Ownership	1.400	Munchener Ruckversicherung AG	
							Greenspring Global Partners IV-B, L.P., Owings Mills	US	NIA	ERGO Private Capital Gesundheit GmbH & Co. KG, Dusseldorf	Ownership	0.600	Munchener Ruckversicherung AG	
							Greenspring Global Partners V-B, L.P., Owings Mills	US	NIA	ERGO Private Capital Gesundheit GmbH & Co. KG, Dusseldorf	Ownership	12.900	Munchener Ruckversicherung AG	
							Greenspring Global Partners V-B, L.P., Owings Mills	US	NIA	ERGO Private Equity Komposit GmbH, Dusseldorf	Ownership	6.400	Munchener Ruckversicherung AG	
							Grosvenor Vega China Retail Fund, L.P., Grand Cayman	CYM	NIA	VICTORIA Asien Immobilienbeteiligungs GmbH & Co. KG, Munchen	Ownership	10.000	Munchener Ruckversicherung AG	
							Grundeigentumer - Interessengemeinschaft City Nord GmbH, Hamburg	DEU	NIA	ERGO Lebensversicherung Aktiengesellschaft, Hamburg	Ownership	16.800	Munchener Ruckversicherung AG	
							Hines India Fund LP, Houston, Texas	US	NIA	MR Beteiligungen 19. GmbH, Munchen	Ownership	11.800	Munchener Ruckversicherung AG	
							Hines Pan-European Core Fund FCP-FIS, Luxemburg	LUX	NIA	IDEENKAPITAL Metropolen Europa GmbH & Co. KG, Dusseldorf	Ownership	16.400	Munchener Ruckversicherung AG	
							HRJ Capital Global Buy-Out III (U.S.), L.P., Woodside	US	NIA	MR Beteiligungen 1. GmbH, Munchen	Ownership	27.700	Munchener Ruckversicherung AG	
							HRJ Capital Global Buy-Out III (U.S.), L.P., Woodside	US	NIA	ERGO Private Capital Leben GmbH & Co. KG, Dusseldorf	Ownership	9.200	Munchener Ruckversicherung AG	
							HRJ Capital Global Buy-Out III (U.S.), L.P., Woodside	US	NIA	ERGO Private Equity Komposit GmbH, Dusseldorf	Ownership	4.000	Munchener Ruckversicherung AG	
							HRJ Capital Global Buy-Out III (U.S.), L.P., Woodside	US	NIA	ERGO Private Capital Gesundheit GmbH & Co. KG, Dusseldorf	Ownership	4.000	Munchener Ruckversicherung AG	
							IK Australia Property Eins GmbH & Co. KG, Hamburg	DEU	NIA	IK Premium Fonds GmbH & Co. KG, Dusseldorf	Ownership	10.700	Munchener Ruckversicherung AG	
							IK Australia Property Eins GmbH & Co. KG, Hamburg	DEU	NIA	IK FE Fonds Management GmbH, Dusseldorf	Ownership	0.000	Munchener Ruckversicherung AG	
							IK Australia Property Eins GmbH & Co. KG, Hamburg	DEU	NIA	IK Property Treuhand GmbH, Dusseldorf	Ownership	0.000	Munchener Ruckversicherung AG	

ANNUAL STATEMENT FOR THE YEAR 2012 OF THE American Modern Home Insurance Co.

SCHEDULE Y

PART 1A - DETAIL OF INSURANCE HOLDING COMPANY SYSTEM

1	2	3	4	5	6	7	8	9	10	11	12	13	14	15
Group Code	Group Name	NAIC Company Code	Federal ID Number	Federal RSSD	CIK	Name of Securities Exchange if Publicly Traded (U.S. or International)	Names of Parent, Subsidiaries Or Affiliates	Domiciliary Location	Relationship to Reporting Entity	Directly Controlled by (Name of Entity/Person)	Type of Control (Ownership, Board, Management, Attorney-in-Fact, Influence, Other)	If Control is Ownership Provide Percentage	Ultimate Controlling Entity(ies)/Person(s)	*
							IK Objekt Bensheim Immobilienfonds GmbH & Co. KG, Dusseldorf	DEU	NIA	IK Premium Fonds GmbH & Co. KG, Dusseldorf	Ownership	16.200	Munchener Ruckversicherung AG	
							IK Objekt Bensheim Immobilienfonds GmbH & Co. KG, Dusseldorf	DEU	NIA	IK FE Fonds Management GmbH, Dusseldorf	Ownership	0.100	Munchener Ruckversicherung AG	
							IK US PORTFOLIO INVEST Drei GmbH & Co. KG, Dusseldorf	DEU	NIA	IK Property Treuhand GmbH, Dusseldorf	Ownership	0.000	Munchener Ruckversicherung AG	
							IK US Portfolio Invest GmbH & Co. KG, Dusseldorf	DEU	NIA	Ideenkapital Treuhand US Real Estate eins GmbH, Dusseldorf	Ownership	0.000	Munchener Ruckversicherung AG	
							IK US Portfolio Invest ZWEI GmbH & Co. KG, Dusseldorf	DEU	NIA	Ideenkapital Treuhand US Real Estate eins GmbH, Dusseldorf	Ownership	0.000	Munchener Ruckversicherung AG	
							IK US Portfolio Invest ZWEI GmbH & Co. KG, Dusseldorf	DEU	NIA	IK US Portfolio Invest ZWEI Verwaltungs-GmbH, Dusseldorf	Ownership	0.000	Munchener Ruckversicherung AG	
							IMH Venture Capital Berlin GmbH, Berlin	DEU	NIA	ERGO Private Equity Komposit GmbH, Dusseldorf	Ownership	16.600	Munchener Ruckversicherung AG	
							IMH Venture Capital Berlin GmbH, Berlin	DEU	NIA	ERGO Private Equity Leben GmbH, Dusseldorf	Ownership	3.200	Munchener Ruckversicherung AG	
							Index Ventures Growth II (Jersey), L.P., St. Helier, Jersey, Channel Islands	GBR	NIA	ERGO Private Equity Gesundheit GmbH, Dusseldorf	Ownership	3.600	Munchener Ruckversicherung AG	
							Index Ventures Growth II (Jersey), L.P., St. Helier, Jersey, Channel Islands	GBR	NIA	ERGO Private Equity Komposit GmbH, Dusseldorf	Ownership	1.300	Munchener Ruckversicherung AG	
							Internationales Immobilien-Institut GmbH, Munchen	DEU	NIA	VICTORIA Lebensversicherung Aktiengesellschaft, Dusseldorf	Ownership	6.000	Munchener Ruckversicherung AG	
							IRIS Capital Fund FCPR, Paris	FRA	NIA	IRIS Capital Fund II German Investors GmbH & Co. KG, Dusseldorf	Ownership	19.800	Munchener Ruckversicherung AG	
							JSC Ukrainian Transport Insurance Company, Kiev	UKR	IA	ERGO International Aktiengesellschaft, Dusseldorf	Ownership	1.300	Munchener Ruckversicherung AG	
							JSC Ukrainian Transport Insurance Company, Kiev	UKR	IA	ADB ERGO Lietuva, Vilnius	Ownership	1.300	Munchener Ruckversicherung AG	
							K & P Objekt Munchen Hufelandstrasse Immobilienfonds GmbH & Co. KG, Dusseldorf	DEU	NIA	IK FE Fonds Management GmbH, Dusseldorf	Ownership	0.000	Munchener Ruckversicherung AG	
							Kapitalbeteiligungsgesellschaft der Deutschen Versicherungswirtschaft, Dusseldorf	DEU	NIA	Munchener Ruckversicherung AG, Munchen	Ownership	3.000	Munchener Ruckversicherung AG	
							KKR Global Infrastructure Investors L.P., Grand Cayman	CYM	NIA	MR Infrastructure Investment GmbH, Grunwald	Ownership	4.100	Munchener Ruckversicherung AG	
							KKR Global Infrastructure Investors L.P., Grand Cayman	CYM	NIA	ERGO Private Capital Gesundheit GmbH & Co. KG, Dusseldorf	Ownership	1.200	Munchener Ruckversicherung AG	
							KKR Global Infrastructure Investors L.P., Grand Cayman	CYM	NIA	ERGO Private Equity Komposit GmbH, Dusseldorf	Ownership	0.600	Munchener Ruckversicherung AG	
							Lexington Capital Partners VII, L.P., Wilmington	US	NIA	MR Beteiligungen 1. GmbH, Munchen	Ownership	0.500	Munchener Ruckversicherung AG	
							Lexington Capital Partners VII, L.P., Wilmington	US	NIA	ERGO Private Equity Gesundheit GmbH, Dusseldorf	Ownership	0.400	Munchener Ruckversicherung AG	
							Lexington Capital Partners VII, L.P., Wilmington	US	NIA	ERGO Private Equity Komposit GmbH, Dusseldorf	Ownership	0.100	Munchener Ruckversicherung AG	
							Lightspeed Venture Partners VI L.P., Delaware, USA	CYM	NIA	ERGO Private Equity Gesundheit GmbH, Dusseldorf	Ownership	0.900	Munchener Ruckversicherung AG	
							M 31 Beteiligungsgesellschaft mbH & Co. Energie KG, Dusseldorf	DEU	NIA	MR RENT-Investment GmbH, Munchen	Ownership	11.500	Munchener Ruckversicherung AG	
							M 31 Beteiligungsgesellschaft mbH & Co. Energie KG, Dusseldorf	DEU	NIA	ERGO Private Equity Gesundheit GmbH, Dusseldorf	Ownership	5.000	Munchener Ruckversicherung AG	

ANNUAL STATEMENT FOR THE YEAR 2012 OF THE American Modern Home Insurance Co.

SCHEDULE Y

PART 1A - DETAIL OF INSURANCE HOLDING COMPANY SYSTEM

1	2	3	4	5	6	7	8	9	10	11	12	13	14	15
Group Code	Group Name	NAIC Company Code	Federal ID Number	Federal RSSD	CIK	Name of Securities Exchange if Publicly Traded (U.S. or International)	Names of Parent, Subsidiaries Or Affiliates	Domiciliary Location	Relationship to Reporting Entity	Directly Controlled by (Name of Entity/Person)	Type of Control (Ownership, Board, Management, Attorney-in-Fact, Influence, Other)	If Control is Ownership Provide Percentage	Ultimate Controlling Entity(ies)/Person(s)	*
							M 31 Beteiligungsgesellschaft mbH & Co. Energie KG, Dusseldorf	DEU	NIA	ERGO Private Equity Komposit GmbH, Dusseldorf	Ownership	2.100	Munchener Ruckversicherung AG	
							m:solarPOWER GmbH & Co. KG, Nurnberg	DEU	NIA	welivit New Energy GmbH, Furth	Other	0.000	Munchener Ruckversicherung AG	
							Macquarie European Infrastructure Fund 4 L.P., London	GBR	NIA	MR Infrastructure Investment GmbH, Grunwald	Ownership	2.300	Munchener Ruckversicherung AG	
							Macquarie European Infrastructure Fund 4 L.P., London	GBR	NIA	ERGO Private Capital Gesundheit GmbH & Co. KG, Dusseldorf	Ownership	1.600	Munchener Ruckversicherung AG	
							Macquarie European Infrastructure Fund 4 L.P., London	GBR	NIA	ERGO Private Equity Komposit GmbH, Dusseldorf	Ownership	0.700	Munchener Ruckversicherung AG	
							MEAG Center House S.A., Brussel	BEL	NIA	MEAG MUNICH ERGO AssetManagement GmbH, Munchen	Ownership	0.000	Munchener Ruckversicherung AG	
							Mediastream Film GmbH & Co. Productions KG, Grunwald	DEU	NIA	Ideenkapital Media Treuhand GmbH, Dusseldorf	Ownership	19.000	Munchener Ruckversicherung AG	
							Mediastream Vierte Film GmbH & Co. Vermarktungs KG, Grunwald	DEU	NIA	IK Premium Fonds zwei GmbH & Co. KG, Dusseldorf	Ownership	5.300	Munchener Ruckversicherung AG	
							Mediastream Vierte Film GmbH & Co. Vermarktungs KG, Grunwald	DEU	NIA	IDEENKAPITAL Media Finance GmbH, Dusseldorf	Ownership	0.900	Munchener Ruckversicherung AG	
							Mediastream Zweite Film GmbH & Co. Productions KG, Grunwald	DEU	NIA	Ideenkapital Media Treuhand GmbH, Dusseldorf	Ownership	0.000	Munchener Ruckversicherung AG	
							Morgan Stanley Infrastructure German Investors, L.P., Grand Cayman	CYM	NIA	ERGO Private Capital Leben GmbH & Co. KG, Dusseldorf	Ownership	19.900	Munchener Ruckversicherung AG	
							MPM BioVentures GmbH & Co. Parallel-Beteiligungs KG, Munchen	DEU	NIA	ERGO Private Equity Gesundheit GmbH, Dusseldorf	Ownership	1.400	Munchener Ruckversicherung AG	
							MVP Fund II GmbH & Co. KG, Grunwald	DEU	NIA	MR RENT-Investment GmbH, Munchen	Ownership	20.000	Munchener Ruckversicherung AG	
							New Enterprise Associates 13, L.P., Grand Cayman	CYM	NIA	MR Beteiligungen 1. GmbH, Munchen	Ownership	0.800	Munchener Ruckversicherung AG	
							New Enterprise Associates 13, L.P., Grand Cayman	CYM	NIA	ERGO Private Equity Gesundheit GmbH, Dusseldorf	Ownership	0.500	Munchener Ruckversicherung AG	
							New Enterprise Associates 13, L.P., Grand Cayman	CYM	NIA	ERGO Private Equity Komposit GmbH, Dusseldorf	Ownership	0.300	Munchener Ruckversicherung AG	
							Oaktree Opportunities Fund VIII L.P., Los Angeles	US	NIA	ERGO Private Capital Gesundheit GmbH & Co. KG, Dusseldorf	Ownership	0.600	Munchener Ruckversicherung AG	
							Oaktree Opportunities Fund VIII L.P., Los Angeles	US	NIA	ERGO Private Equity Komposit GmbH, Dusseldorf	Ownership	0.300	Munchener Ruckversicherung AG	
							Odewald & Compagnie GmbH & Co. Dritte Beteiligungsgesellschaft fur Vermogensanlagen KG, Berlin	DEU	NIA	ERGO Private Equity Gesundheit GmbH, Dusseldorf	Ownership	2.000	Munchener Ruckversicherung AG	
							Odewald & Compagnie GmbH & Co. Dritte Beteiligungsgesellschaft fur Vermogensanlagen KG, Berlin	DEU	NIA	MR Beteiligungen 1. GmbH, Munchen	Ownership	2.000	Munchener Ruckversicherung AG	
							Odewald & Compagnie GmbH & Co. Dritte Beteiligungsgesellschaft fur Vermogensanlagen KG, Berlin	DEU	NIA	ERGO Private Equity Komposit GmbH, Dusseldorf	Ownership	1.000	Munchener Ruckversicherung AG	
							Odewald & Compagnie GmbH & Co. Dritte Beteiligungsgesellschaft fur Vermogensanlagen KG, Berlin	DEU	NIA	ERGO Private Equity Leben GmbH, Dusseldorf	Ownership	1.000	Munchener Ruckversicherung AG	
							Odewald & Compagnie GmbH & Co. KG fur Vermogensanlagen in Portfoliounternehmen, Berlin	DEU	NIA	ERGO Private Equity Leben GmbH, Dusseldorf	Ownership	3.000	Munchener Ruckversicherung AG	

ANNUAL STATEMENT FOR THE YEAR 2012 OF THE American Modern Home Insurance Co.

SCHEDULE Y

PART 1A - DETAIL OF INSURANCE HOLDING COMPANY SYSTEM

1	2	3	4	5	6	7	8	9	10	11	12	13	14	15
Group Code	Group Name	NAIC Company Code	Federal ID Number	Federal RSSD	CIK	Name of Securities Exchange if Publicly Traded (U.S. or International)	Names of Parent, Subsidiaries Or Affiliates	Domiciliary Location	Relationship to Reporting Entity	Directly Controlled by (Name of Entity/Person)	Type of Control (Ownership, Board, Management, Attorney-in-Fact, Influence, Other)	If Control is Ownership Provide Percentage	Ultimate Controlling Entity(ies)/Person(s)	*
							Odewald & Compagnie GmbH & Co. KG fur Vermögensanlagen in Portfoliounernehmen, Berlin	.DEU	NIA	ERGO Private Equity Komposit GmbH, Dusseldorf	Ownership	3.000	Munchener Ruckversicherung AG	
							Odewald & Compagnie GmbH & Co. KG fur Vermögensanlagen in Portfoliounernehmen, Berlin	.DEU	NIA	ERGO Private Equity Gesundheit GmbH, Dusseldorf	Ownership	2.300	Munchener Ruckversicherung AG	
							ORM Timber Fund III (Foreign) LLC, Wilmington	.US	NIA	Silvanus Vermögensverwaltungsges.mbh, Munchen	Ownership	39.100	Munchener Ruckversicherung AG	
							Osterreichische Volksbanken-AG, Wien	.AUT	NIA	ERGO Versicherungsgruppe AG, Dusseldorf	Ownership	0.900	Munchener Ruckversicherung AG	
							Osterreichische Volksbanken-AG, Wien	.AUT	NIA	ERGO Versicherung Aktiengesellschaft, Dusseldorf	Ownership	0.700	Munchener Ruckversicherung AG	
							PAI Europe V - 1 FCPR, Guernsey	.GBR	NIA	MR Beteiligungen 1. GmbH, Munchen	Ownership	1.400	Munchener Ruckversicherung AG	
							PAI Europe V - 1 FCPR, Guernsey	.GBR	NIA	ERGO Private Equity Leben GmbH, Dusseldorf	Ownership	0.800	Munchener Ruckversicherung AG	
							PAI Europe V - 1 FCPR, Guernsey	.GBR	NIA	ERGO Private Equity Gesundheit GmbH, Dusseldorf	Ownership	0.400	Munchener Ruckversicherung AG	
							PAI Europe V - 1 FCPR, Guernsey	.GBR	NIA	ERGO Private Equity Komposit GmbH, Dusseldorf	Ownership	0.200	Munchener Ruckversicherung AG	
							PAI Europe V - 1 L.P., Guernsey	.GBR	NIA	MR Beteiligungen 1. GmbH, Munchen	Ownership	0.800	Munchener Ruckversicherung AG	
							PAI Europe V - 1 L.P., Guernsey	.GBR	NIA	ERGO Private Equity Leben GmbH, Dusseldorf	Ownership	0.500	Munchener Ruckversicherung AG	
							PAI Europe V - 1 L.P., Guernsey	.GBR	NIA	ERGO Private Equity Gesundheit GmbH, Dusseldorf	Ownership	0.200	Munchener Ruckversicherung AG	
							PAI Europe V - 1 L.P., Guernsey	.GBR	NIA	ERGO Private Equity Komposit GmbH, Dusseldorf	Ownership	0.100	Munchener Ruckversicherung AG	
							Pantheon Asia fund V L.P., Guernsey	.GBR	NIA	MR Beteiligungen 1. GmbH, Munchen	Ownership	3.700	Munchener Ruckversicherung AG	
							Pantheon Asia fund V L.P., Guernsey	.GBR	NIA	ERGO Private Equity Leben GmbH, Dusseldorf	Ownership	1.900	Munchener Ruckversicherung AG	
							Pantheon Asia fund V L.P., Guernsey	.GBR	NIA	ERGO Private Equity Gesundheit GmbH, Dusseldorf	Ownership	1.200	Munchener Ruckversicherung AG	
							Pantheon Asia fund V L.P., Guernsey	.GBR	NIA	ERGO Private Equity Komposit GmbH, Dusseldorf	Ownership	0.600	Munchener Ruckversicherung AG	
							Pantheon Asia Fund VI, L.P., San Francisco	.US	NIA	ERGO Private Capital Gesundheit GmbH & Co. KG, Dusseldorf	Ownership	3.100	Munchener Ruckversicherung AG	
							Pantheon Asia Fund VI, L.P., San Francisco	.US	NIA	ERGO Private Equity Komposit GmbH, Dusseldorf	Ownership	1.500	Munchener Ruckversicherung AG	
							Park Square Capital Partners II L.P., Guernsey	.GBR	NIA	ERGO Private Capital Gesundheit GmbH & Co. KG, Dusseldorf	Ownership	3.000	Munchener Ruckversicherung AG	
							Park Square Capital Partners II L.P., Guernsey	.GBR	NIA	ERGO Private Equity Komposit GmbH, Dusseldorf	Ownership	1.500	Munchener Ruckversicherung AG	
							PICC Health Insurance Company Limited, Beijing	.CHN	IA	DKV Deutsche Krankenversicherung Aktiengesellschaft, Koln	Ownership	4.800	Munchener Ruckversicherung AG	
							PLATINIA world wide equity Erste Beteiligungs-GmbH & Co. KG, Grunwald	.DEU	NIA	IK Premium Fonds GmbH & Co. KG, Dusseldorf	Ownership	0.400	Munchener Ruckversicherung AG	
							PLATINIA world wide equity Erste Beteiligungs-GmbH & Co. KG, Grunwald	.DEU	NIA	Mediastream Consulting GmbH, Grunwald	Ownership	0.000	Munchener Ruckversicherung AG	
							PRORENDITA DREI GmbH & Co. KG, Hamburg	.DEU	NIA	IDEENKAPITAL PRORENDITA EINS Treuhandgesellschaft mbH, Dusseldorf	Ownership	0.000	Munchener Ruckversicherung AG	
							PRORENDITA EINS GmbH & Co. KG, Hamburg	.DEU	NIA	IK Premium Fonds zwei GmbH & Co. KG, Dusseldorf	Ownership	0.000	Munchener Ruckversicherung AG	

ANNUAL STATEMENT FOR THE YEAR 2012 OF THE American Modern Home Insurance Co.

SCHEDULE Y

PART 1A - DETAIL OF INSURANCE HOLDING COMPANY SYSTEM

1	2	3	4	5	6	7	8	9	10	11	12	13	14	15
Group Code	Group Name	NAIC Company Code	Federal ID Number	Federal RSSD	CIK	Name of Securities Exchange if Publicly Traded (U.S. or International)	Names of Parent, Subsidiaries Or Affiliates	Domiciliary Location	Relationship to Reporting Entity	Directly Controlled by (Name of Entity/Person)	Type of Control (Ownership, Board, Management, Attorney-in-Fact, Influence, Other)	If Control is Ownership Provide Percentage	Ultimate Controlling Entity(ies)/Person(s)	*
							PRORENDITA EINS GmbH & Co. KG, Hamburg	DEU	NIA	IDEENKAPITAL PRORENDITA EINS Treuhandgesellschaft mbH, Dusseldorf	Ownership	0.000	Munchener Ruckversicherung AG	
							PRORENDITA Funf GmbH & Co. KG, Hamburg	DEU	NIA	IK Premium Fonds zwei GmbH & Co. KG, Dusseldorf	Ownership	0.000	Munchener Ruckversicherung AG	
							PRORENDITA Funf GmbH & Co. KG, Hamburg	DEU	NIA	IDEENKAPITAL PRORENDITA EINS Treuhandgesellschaft mbH, Dusseldorf	Ownership	0.000	Munchener Ruckversicherung AG	
							PRORENDITA VIER GmbH & Co. KG, Hamburg	DEU	NIA	IDEENKAPITAL PRORENDITA EINS Treuhandgesellschaft mbH, Dusseldorf	Ownership	0.100	Munchener Ruckversicherung AG	
							PRORENDITA Zwei GmbH & Co. KG, Hamburg	DEU	NIA	IDEENKAPITAL PRORENDITA EINS Treuhandgesellschaft mbH, Dusseldorf	Ownership	0.000	Munchener Ruckversicherung AG	
							Protector Lebensversicherungs-AG, Berlin	DEU	IA	ERGO Lebensversicherung Aktiengesellschaft, Hamburg	Ownership	5.900	Munchener Ruckversicherung AG	
							Protector Lebensversicherungs-AG, Berlin	DEU	IA	VICTORIA Lebensversicherung Aktiengesellschaft, Dusseldorf	Ownership	4.300	Munchener Ruckversicherung AG	
							Protector Lebensversicherungs-AG, Berlin	DEU	IA	ERGO DIREKT Lebensversicherung AG, Furth	Ownership	0.500	Munchener Ruckversicherung AG	
							Protector Lebensversicherungs-AG, Berlin	DEU	IA	Vorsorge Lebensversicherung Aktiengesellschaft, Dusseldorf	Ownership	0.000	Munchener Ruckversicherung AG	
							Protector Lebensversicherungs-AG, Berlin	DEU	IA	Neckermann Lebensversicherung AG, Furth	Ownership	0.000	Munchener Ruckversicherung AG	
							RMK Forest Growth International, L.P., Grand Cayman, Cayman Islands	CYM	NIA	Silvanus Vermögensverwaltungsges.mBH, Munchen	Ownership	40.300	Munchener Ruckversicherung AG	
							Saudi Enaya Cooperative Insurance Company, Jeddah, Saudi-Arabien	SAU	IA	Munchener Ruckversicherung AG, Munchen	Ownership	15.000	Munchener Ruckversicherung AG	
							Siemens Global Innovation Partners I GmbH & Co. KG, Munchen	DEU	NIA	MR Beteiligungen 1. GmbH, Munchen	Ownership	10.000	Munchener Ruckversicherung AG	
							Siemens Global Innovation Partners I GmbH & Co. KG, Munchen	DEU	NIA	ERGO Private Capital Leben GmbH & Co. KG, Dusseldorf	Ownership	5.000	Munchener Ruckversicherung AG	
							Siemens Global Innovation Partners I GmbH & Co. KG, Munchen	DEU	NIA	ERGO Private Equity Komposit GmbH, Dusseldorf	Ownership	3.400	Munchener Ruckversicherung AG	
							Siemens Global Innovation Partners I GmbH & Co. KG, Munchen	DEU	NIA	ERGO Private Capital Gesundheit GmbH & Co. KG, Dusseldorf	Ownership	1.500	Munchener Ruckversicherung AG	
							Solarpark 1000 Jahre Furth GmbH & Co. KG, Furth	DEU	NIA	welivit AG, Nurnberg	Ownership	0.900	Munchener Ruckversicherung AG	
							Solarpark 1000 Jahre Furth GmbH & Co. KG, Furth	DEU	NIA	welivit New Energy GmbH, Furth	Other	0.000	Munchener Ruckversicherung AG	
							TCW Energy Fund XIV (Cayman) L.P., Grand Cayman	CYM	NIA	ERGO Private Capital Leben GmbH & Co. KG, Dusseldorf	Ownership	5.200	Munchener Ruckversicherung AG	
							The Founders Fund IV, L.P., San Francisco	US	NIA	ERGO Private Equity Gesundheit GmbH, Dusseldorf	Ownership	2.500	Munchener Ruckversicherung AG	
							The Founders Fund IV, L.P., San Francisco	US	NIA	ERGO Private Equity Komposit GmbH, Dusseldorf	Ownership	1.700	Munchener Ruckversicherung AG	
							The Global Life Science Ventures Fonds II GmbH & Co. KG, Munchen	DEU	NIA	ERGO Private Equity Gesundheit GmbH, Dusseldorf	Ownership	7.400	Munchener Ruckversicherung AG	
							TMW Asia Property Fund I GmbH & Co. KG, Munchen	DEU	NIA	ERGO Lebensversicherung Aktiengesellschaft, Hamburg	Ownership	6.400	Munchener Ruckversicherung AG	
							TowerBrook Investors III, L.P., George Town	CYM	NIA	MR Beteiligungen 1. GmbH, Munchen	Ownership	1.300	Munchener Ruckversicherung AG	
							TowerBrook Investors III, L.P., George Town	CYM	NIA	ERGO Private Capital Leben GmbH & Co. KG, Dusseldorf	Ownership	0.400	Munchener Ruckversicherung AG	
							TowerBrook Investors III, L.P., George Town	CYM	NIA	ERGO Private Capital Gesundheit GmbH & Co. KG, Dusseldorf	Ownership	0.200	Munchener Ruckversicherung AG	

ANNUAL STATEMENT FOR THE YEAR 2012 OF THE American Modern Home Insurance Co.

SCHEDULE Y
PART 1A - DETAIL OF INSURANCE HOLDING COMPANY SYSTEM

1	2	3	4	5	6	7	8	9	10	11	12	13	14	15
Group Code	Group Name	NAIC Company Code	Federal ID Number	Federal RSSD	CIK	Name of Securities Exchange if Publicly Traded (U.S. or International)	Names of Parent, Subsidiaries Or Affiliates	Domiciliary Location	Relationship to Reporting Entity	Directly Controlled by (Name of Entity/Person)	Type of Control (Ownership, Board, Management, Attorney-in-Fact, Influence, Other)	If Control is Ownership Provide Percentage	Ultimate Controlling Entity(ies)/Person(s)	*
							TowerBrook Investors III, L.P., George Town	..CYM	..NIA	ERGO Private Equity Komposit GmbH, Dusseldorf	Ownership	..0.200	Munchener Ruckversicherung AG	
							Umspannwerk Hellberge GmbH & Co. KG, Treunbrietzen	..DEU	..NIA	Windpark Langengrassau GmbH & Co KG, Bremen	Ownership	..6.900	Munchener Ruckversicherung AG	
							US Property Fund III GmbH & Co. KG, Munchen	..DEU	..NIA	VICTORIA Lebensversicherung Aktiengesellschaft, Dusseldorf	Ownership	..9.200	Munchener Ruckversicherung AG	
							US Property Fund III GmbH & Co. KG, Munchen	..DEU	..NIA	ERGO Lebensversicherung Aktiengesellschaft, Hamburg	Ownership	..8.300	Munchener Ruckversicherung AG	
							VICTORIA Immobilien-Fonds Objekt Leipzig KG (Kommanditist), Dusseldorf	..DEU	..NIA	MEAG MUNICH ERGO AssetManagement GmbH, Munchen	Ownership	..0.200	Munchener Ruckversicherung AG	
							welivit TOP SOLAR GmbH & Co. KG, Nurnberg	..DEU	..NIA	welivit New Energy GmbH, Furth	Other	..0.000	Munchener Ruckversicherung AG	
							Autostrada A-2 S.A., Poznan	..POL	..NIA	Sopockie Towarzystwo Ubezpieczen Ergo Hestia Spolka Akcyjna, Sopot	Ownership	..9.800	Munchener Ruckversicherung AG	
							TopReport Schadenbesichtigungs GmbH, Wien	..AUT	..NIA	ERGO Versicherung Aktiengesellschaft, Wien	Ownership	..14.300	Munchener Ruckversicherung AG	
							ARIES, Wilmington, Delaware	..US	..NIA	Munich Reinsurance America, Inc., Wilmington, Delaware	Ownership	..21.600	Munchener Ruckversicherung AG	
							AXA Assurance Senegal, Dakar	..SEN	..IA	Munich Reinsurance Company of Africa Ltd, Johannesburg	Ownership	..1.000	Munchener Ruckversicherung AG	
							Best Doctors, Health Resources and Technology, Inc., Boston	..US	..NIA	Munich Reinsurance America, Inc., Wilmington, Delaware	Ownership	..5.900	Munchener Ruckversicherung AG	
							Center Hotelbetriebs GmbH, Wien	..AUT	..NIA	Bank Austria Creditanstalt Versicherung AG, Wien	Ownership	..10.000	Munchener Ruckversicherung AG	
							Chip Card, S.A., Madrid	..ESP	..NIA	DKV Seguros y Reaseguros, Sociedad Anónima Española, Saragossa	Ownership	..8.700	Munchener Ruckversicherung AG	
							Conning Insurance Capital Limited Partnership III, Hartford, Connecticut	..US	..NIA	Munich Reinsurance America, Inc., Wilmington, Delaware	Ownership	..4.300	Munchener Ruckversicherung AG	
							Credit Guarantee Insurance Corporation, Johannesburg	..ZAF	..IA	Munich Reinsurance Company of Africa Ltd, Johannesburg	Ownership	..7.100	Munchener Ruckversicherung AG	
							Eneklilik Gozetim Merkezi A.S., Istanbul	..TUR	..NIA	ERGO Emeklilik ve Hayat A.S., Istanbul	Ownership	..5.900	Munchener Ruckversicherung AG	
							First Central Holdings Limited, Johannesburg	..ZAF	..IA	Munich Reinsurance Company of Africa Ltd, Johannesburg	Ownership	..9.000	Munchener Ruckversicherung AG	
							GESNORTE DE PENSIONES, S.A., Madrid	..ESP	..NIA	ERGO Vida Seguros y Reaseguros, Sociedad Anónima, Saragossa	Ownership	..12.000	Munchener Ruckversicherung AG	
							GESNORTE DE SERVICIOS, S.A., Madrid	..ESP	..NIA	ERGO Vida Seguros y Reaseguros, Sociedad Anónima, Saragossa	Ownership	..14.000	Munchener Ruckversicherung AG	
							GESNORTE S.A.; Sociedad Gestora de Instituciones de Inversión Colectiva, Madrid	..ESP	..NIA	ERGO Vida Seguros y Reaseguros, Sociedad Anónima, Saragossa	Ownership	..1.100	Munchener Ruckversicherung AG	
							Groupement Togolais d'Assurances, Lome	..TGO	..IA	Munich Reinsurance Company of Africa Ltd, Johannesburg	Ownership	..3.000	Munchener Ruckversicherung AG	
							Hartford Steel Technologies, LLC, Wilmington, Delaware	..US	..NIA	HSB Engineering Finance Corporations, Dover, Delaware	Ownership	..11.100	Munchener Ruckversicherung AG	
							Immobilien Rating GmbH, Wien	..AUT	..NIA	Bank Austria Creditanstalt Versicherung AG, Wien	Ownership	..1.000	Munchener Ruckversicherung AG	
							La National d'Assurances, Abidjan, Ivory Coast	..CIV	..IA	Munich Reinsurance Company of Africa Ltd, Johannesburg	Ownership	..2.100	Munchener Ruckversicherung AG	
							Millennium Entertainment Associates L.P., New York	..US	..NIA	MEAG US Real Estate Management Holdings, Inc., Wilmington DE	Ownership	..14.300	Munchener Ruckversicherung AG	
							New National Assurance Company Ltd., Durban, South Africa	..ZAF	..IA	Munich Reinsurance Company of Africa Ltd, Johannesburg	Ownership	..16.000	Munchener Ruckversicherung AG	

ANNUAL STATEMENT FOR THE YEAR 2012 OF THE American Modern Home Insurance Co.

SCHEDULE Y

PART 1A - DETAIL OF INSURANCE HOLDING COMPANY SYSTEM

1	2	3	4	5	6	7	8	9	10	11	12	13	14	15
Group Code	Group Name	NAIC Company Code	Federal ID Number	Federal RSSD	CIK	Name of Securities Exchange if Publicly Traded (U.S. or International)	Names of Parent, Subsidiaries Or Affiliates	Domiciliary Location	Relationship to Reporting Entity	Directly Controlled by (Name of Entity/Person)	Type of Control (Ownership, Board, Management, Attorney-in-Fact, Influence, Other)	If Control is Ownership Provide Percentage	Ultimate Controlling Entity(ies)/Person(s)	*
							PFG Holding GmbH, Wien	..AUT.	..NIA.	Bank Austria Creditanstalt Versicherung AG, Wien	Ownership.....	..10.800	Munchener Ruckversicherung AG	
							PFG Liegenschaftsbewirtschaftungs GmbH, Wien	..AUT.	..NIA.	Bank Austria Creditanstalt Versicherung AG, Wien	Ownership.....	..9.300	Munchener Ruckversicherung AG	
							Projektbau Holding GmbH, Wien	..AUT.	..NIA.	Bank Austria Creditanstalt Versicherung AG, Wien	Ownership.....	..10.000	Munchener Ruckversicherung AG	
							Przedsiębiorstwo Maklerskie Elimar S.A., Katowice	..POL.	..NIA.	Sopockie Towarzystwo Ubezpieczen Ergo Hestia Spolka Akcyjna, Sopot	Ownership.....	..1.500	Munchener Ruckversicherung AG	
							Societe Camerounaise d'Assurances, Douala, Cameroune	..CMR.	..IA.	Munich Reinsurance Company of Africa Ltd, Johannesburg	Ownership.....	..1.000	Munchener Ruckversicherung AG	
							Societe Nouvelle d'Assurance-Vie, Bamako, Mali	..MLI.	..IA.	Munich Reinsurance Company of Africa Ltd, Johannesburg	Ownership.....	..4.000	Munchener Ruckversicherung AG	
							Swaziland Royal Insurance Corporation, Mbabane	..SWZ.	..IA.	Munich Reinsurance Company of Africa Ltd, Johannesburg	Ownership.....	..16.000	Munchener Ruckversicherung AG	
							Tarim Sigortalan Havuz Isletmesi A.S. Tarism, Istanbul	..TUR.	..NIA.	ERGO SIGORTA A.S., Istanbul	Ownership.....	..4.200	Munchener Ruckversicherung AG	

Asterisk	Explanation

ANNUAL STATEMENT FOR THE YEAR 2012 OF THE American Modern Home Insurance Co.

SCHEDULE Y

PART 2 - SUMMARY OF INSURER'S TRANSACTIONS WITH ANY AFFILIATES

1	2	3	4	5	6	7	8	9	10	11	12	13
NAIC Company Code	Federal ID Number	Names of Insurers and Parent, Subsidiaries or Affiliates	Shareholder Dividends	Capital Contributions	Purchases, Sales or Exchanges of Loans, Securities, Real Estate, Mortgage Loans or Other Investments	Income/ (Disbursements) Incurred in Connection with Guarantees or Undertakings for the Benefit of any Affiliate(s)	Management Agreements and Service Contracts	Income/ (Disbursements) Incurred Under Reinsurance Agreements	*	Any Other Material Activity Not in the Ordinary Course of the Insurer's Business	Totals	Reinsurance Recoverable/ (Payable) on Losses and/or Reserve Credit Taken/(Liability)
00000	22-3753262	Munich American Holding Corporation	66,000,000	0	0	0	0	0		0	66,000,000	0
00000	13-3672116	Munich Re America Corporation	32,954,698	0	0	0	0	0		0	32,954,698	0
10227	13-4924125	Munich Reinsurance America, Inc.	0	0	0	0	0	0	*	0	0	2,508,708,589
19720	52-2048110	American Alternative Ins. Corp	(23,532,938)	0	0	0	0	0	*	0	(23,532,938)	1,194,615,600
10786	22-3410482	The Princeton E&S Lines Ins. Co.	(9,421,760)	0	0	0	0	0	*	0	(9,421,760)	403,534,717
00000	98-0157330	Princeton Eagle West Ins. Co.Ltd	0	0	0	0	0	0		0	0	15,143,139
00000	95-4551801	Princeton Eagle West (Holding), Inc.	0	0	0	0	0	0		0	0	(1,764,498)
00000	AA-1340165	Munchener Ruckversicherung AG, Munchen	0	0	0	0	0	0		0	0	(8,661,259,729)
00000	00-0000000	New Reinsurance Company Ltd., Zurich	0	0	0	0	0	0		0	0	(11,498)
00000	AA-3191018	Temple Insurance Company, Toronto	0	0	0	0	0	0		0	0	340,679
00000	AA-1560600	Munich Reinsurance Company of Canada, Toronto	0	0	0	0	0	0		0	0	5,792,715
00000	AA-1126457	Munich Re Holding Company (UK) Ltd., London	0	0	0	0	0	0		0	0	(46,060)
00000	00-0000000	Munich Re Capital Limited, London	0	0	0	0	0	0		0	0	(9,599,668)
00000	AA-1120697	Great Lakes Reinsurance (UK) Plc., London	0	0	0	0	0	0		0	0	38,904,266
00000	AA-1241003	Suramericana S.A., Medellin	0	0	0	0	0	0		0	0	542
66346	58-0828824	Munich American Reassurance Company	0	0	0	0	0	0		0	0	4,247,243,573
00000	13-4141052	HSB Group, Inc.	156,580,280	0	0	0	0	0		0	156,580,280	0
00000	06-1413773	EIG, Co	5,000,000	0	0	0	0	0		0	5,000,000	0
11452	06-0384680	The Hartford Steam Boiler Inspection and Insurance Company	(121,173,971)	(49,552,201)	0	0	0	0		0	(170,726,172)	17,408,616
29890	06-1240885	The Hartford Steam Boiler Inspection & Insurance Company of Connecticut	(10,278,131)	0	0	0	0	0		0	(10,278,131)	(15,079,023)
00000	AA-1120544	HSB Engineering Insurance, Limited	(5,901,517)	0	0	0	0	0		0	(5,901,517)	2,610,773
00000	AA-1560050	The Boiler Inspection and Insurance Company of Canada	(20,098,483)	0	0	0	0	0		0	(20,098,483)	(120,592)
00000	00-0000000	HSB Technical Consulting & Service (Shanghai) Company, Ltd.	(1,932,548)	0	0	0	0	0		0	(1,932,548)	0
00000	54-2013079	HSB Solomon Associates LLC	(2,000,000)	0	0	0	0	0		0	(2,000,000)	0
00000	06-1088420	HSB Investment Corp.	(195,630)	(447,799)	0	0	0	0		0	(643,429)	0
14438	45-5518320	HSB Specialty Insurance Company	0	50,000,000	0	0	0	0		0	50,000,000	0
01279	31-1395650	American Modern Ins Grp Inc	(25,000,000)	0	0	0	0	0		0	(25,000,000)	0
23450	31-0711074	American Family Home Ins Co	(6,000,000)	0	0	0	0	0	*	0	(6,000,000)	0
35912	31-0920414	American Southern Home Ins Co	0	0	0	0	0	0	*	0	0	0
41998	59-2236254	American Western Home Ins Co	0	0	0	0	0	0	*	0	0	0
23469	31-0715697	American Modern Home Ins Co	(35,000,000)	0	0	0	0	0	*	0	(35,000,000)	244,369,170
38652	38-2342976	American Modern Select Ins Co	0	0	0	0	0	0	*	0	0	0
42005	31-1056196	American Modern Lloyds Ins Co	0	0	0	0	0	0	*	0	0	9,208,687
42722	43-1262602	First Marine Ins Co	0	0	0	0	0	0	*	0	0	0
12314	20-2769607	American Modern Ins Co of FI	0	0	0	0	0	0	*	0	0	0

SCHEDULE Y

PART 2 - SUMMARY OF INSURER'S TRANSACTIONS WITH ANY AFFILIATES

1	2	3	4	5	6	7	8	9	10	11	12	13
NAIC Company Code	Federal ID Number	Names of Insurers and Parent, Subsidiaries or Affiliates	Shareholder Dividends	Capital Contributions	Purchases, Sales or Exchanges of Loans, Securities, Real Estate, Mortgage Loans or Other Investments	Income/ (Disbursements) Incurred in Connection with Guarantees or Undertakings for the Benefit of any Affiliate(s)	Management Agreements and Service Contracts	Income/ (Disbursements) Incurred Under Reinsurance Agreements	*	Any Other Material Activity Not in the Ordinary Course of the Insurer's Business	Totals	Reinsurance Recoverable/ (Payable) on Losses and/or Reserve Credit Taken/(Liability)
12489	20-3901790	American Modern Surplus Lines Ins Co	0	0	0	0	0	0	*	0	0	0
9999999 Control Totals			0	0	0	0	0	0	XXX	0	0	(2)

**ANNUAL STATEMENT FOR THE YEAR 2012 OF THE American Modern Home Insurance Co.
SUPPLEMENTAL EXHIBITS AND SCHEDULES INTERROGATORIES**

The following supplemental reports are required to be filed as part of your statement filing unless specifically waived by the domiciliary state. However, in the event that your domiciliary state waives the filing requirement, your response of **WAIVED** to the specific interrogatory will be accepted in lieu of filing a "NONE" report and a bar code will be printed below. If the supplement is required of your company but is not being filed for whatever reason enter **SEE EXPLANATION** and provide an explanation following the interrogatory questions.












	Responses
MARCH FILING	
1. Will an actuarial opinion be filed by March 1?	YES
2. Will the Supplemental Compensation Exhibit be filed with the state of domicile by March 1?	YES
3. Will the confidential Risk-based Capital Report be filed with the NAIC by March 1?	YES
4. Will the confidential Risk-based Capital Report be filed with the state of domicile, if required by March 1?	YES
APRIL FILING	
5. Will the Insurance Expense Exhibit be filed with the state of domicile and the NAIC by April 1?	YES
6. Will Management's Discussion and Analysis be filed by April 1?	YES
7. Will the Supplemental Investment Risk Interrogatories be filed by April 1?	YES
MAY FILING	
8. Will this company be included in a combined annual statement which is filed with the NAIC by May 1?	YES
JUNE FILING	
9. Will an audited financial report be filed by June 1?	YES
10. Will Accountant's Letter of Qualifications be filed with the state of domicile and electronically with the NAIC by June 1?	YES
AUGUST FILING	
11. Will Communication of Internal Control Related Matters Noted in Audit be filed with the state of domicile by August 1?	YES

The following supplemental reports are required to be filed as part of your annual statement filing. However, in the event that your company does not transact the type of business for which the special report must be filed, your response of **NO** to the specific interrogatory will be accepted in lieu of filing a "NONE" report and a bar code will be printed below. If the supplemental is required of your company but is not being filed for whatever reason enter **SEE EXPLANATION** and provide an explanation following the interrogatory questions.

MARCH FILING	
12. Will Schedule SIS (Stockholder Information Supplement) be filed with the state of domicile by March 1?	NO
13. Will the Financial Guaranty Insurance Exhibit be filed by March 1?	NO
14. Will the Medicare Supplement Insurance Experience Exhibit be filed with the state of domicile and the NAIC by March 1?	NO
15. Will Supplement A to Schedule T (Medical Professional Liability Supplement) be filed by March 1?	NO
16. Will the Trusteed Surplus Statement be filed with the state of domicile and the NAIC by March 1?	NO
17. Will the Premiums Attributed to Protected Cells Exhibit be filed by March 1?	NO
18. Will the Reinsurance Summary Supplemental Filing for General Interrogatory 9 be filed with the state of domicile and the NAIC by March 1?	NO
19. Will the Medicare Part D Coverage Supplement be filed with the state of domicile and the NAIC by March 1?	NO
20. Will the confidential Actuarial Opinion Summary be filed with the state of domicile, if required, by March 15 (or the date otherwise specified)?	YES
21. Will the Reinsurance Attestation Supplement be filed with the state of domicile and the NAIC by March 1?	YES
22. Will the Exceptions to the Reinsurance Attestation Supplement be filed with the state of domicile by March 1?	NO
23. Will the Bail Bond Supplement be filed with the state of domicile and the NAIC by March 1?	NO
24. Will the Director and Officer Insurance Coverage Supplement be filed with the state of domicile and the NAIC by March 1?	NO
25. Will an approval from the reporting entity's state of domicile for relief related to the five-year rotation requirement for lead audit partner be filed electronically with the NAIC by March 1?	NO
26. Will an approval from the reporting entity's state of domicile for relief related to the one-year cooling off period for independent CPA be filed electronically with the NAIC by March 1?	NO
27. Will an approval from the reporting entity's state of domicile for relief related to the Requirements for Audit Committees be filed electronically with the NAIC by March 1?	NO
APRIL FILING	
28. Will the Credit Insurance Experience Exhibit be filed with the state of domicile and the NAIC by April 1?	NO
29. Will the Long-term Care Experience Reporting Forms be filed with the state of domicile and the NAIC by April 1?	NO
30. Will the Accident and Health Policy Experience Exhibit be filed by April 1?	NO
31. Will the Supplemental Health Care Exhibit (Parts 1, 2 and 3) be filed with the state of domicile and the NAIC by April 1?	NO
32. Will the regulator only (non-public) Supplemental Health Care Exhibit's Expense Allocation Report be filed with the state of domicile and the NAIC by April 1?	NO
AUGUST FILING	
33. Will Management's Report of Internal Control Over Financial Reporting be filed with the state of domicile by August 1?	YES


Explanations:

12.
13.
14.
15.
16.
17.
18.
19.
22.
23.
24.
25.
26.
27.
28.
29.
30.
31.
32.

12. SIS Stockholder Information Supplement [Document Identifier 420]	
13. Financial Guaranty Insurance Exhibit [Document Identifier 240]	
14. Medicare Supplement Insurance Experience Exhibit [Document Identifier 360]	
15. Supplement A to Schedule T [Document Identifier 455]	
16. Trusteed Surplus Statement [Document Identifier 490]	
17. Premiums Attributed to Protected Cells [Document Identifier 385]	
18. Reinsurance Summary Supplemental Filing [Document Identifier 401]	
19. Medicare Part D Coverage Supplement [Document Identifier 365]	
22. Exceptions to the Reinsurance Attestation Supplement [Document Identifier 400]	
23. Bail Bond Supplement [Document Identifier 500]	
24. Director and Officer Insurance Coverage Supplement [Document Identifier 505]	

ANNUAL STATEMENT FOR THE YEAR 2012 OF THE American Modern Home Insurance Co.
SUPPLEMENTAL EXHIBITS AND SCHEDULES INTERROGATORIES

- 25. Relief from the five-year rotation requirement for lead audit partner [Document Identifier 224]
- 26. Relief from the one-year cooling off period for independent CPA [Document Identifier 225]
- 27. Relief from the Requirements for Audit Committees [Document Identifier 226]
- 28. Credit Insurance Experience Exhibit [Document Identifier 230]
- 29. Long-Term Care Experience Reporting Forms [Document Identifier 306]
- 30. Accident and Health Policy Experience Exhibit [Document Identifier 210]
- 31. Supplemental Health Care Exhibit (Parts 1, 2 and 3) [Document Identifier 216]
- 32. Supplemental Health Care Exhibit's Expense Allocation Report [Document Identifier 217]



OVERFLOW PAGE FOR WRITE-INS

ALPHABETICAL INDEX

ANNUAL STATEMENT BLANK

Assets	2
Cash Flow	5
Exhibit of Capital Gains (Losses)	12
Exhibit of Net Investment Income	12
Exhibit of Nonadmitted Assets	13
Exhibit of Premiums and Losses (State Page)	19
Five-Year Historical Data	17
General Interrogatories	15
Jurat Page	1
Liabilities, Surplus and Other Funds	3
Notes To Financial Statements	14
Overflow Page For Write-ins	101
Schedule A - Part 1	E01
Schedule A - Part 2	E02
Schedule A - Part 3	E03
Schedule A - Verification Between Years	SI02
Schedule B - Part 1	E04
Schedule B - Part 2	E05
Schedule B - Part 3	E06
Schedule B - Verification Between Years	SI02
Schedule BA - Part 1	E07
Schedule BA - Part 2	E08
Schedule BA - Part 3	E09
Schedule BA - Verification Between Years	SI03
Schedule D - Part 1	E10
Schedule D - Part 1A - Section 1	SI05
Schedule D - Part 1A - Section 2	SI08
Schedule D - Part 2 - Section 1	E11
Schedule D - Part 2 - Section 2	E12
Schedule D - Part 3	E13
Schedule D - Part 4	E14
Schedule D - Part 5	E15
Schedule D - Part 6 - Section 1	E16
Schedule D - Part 6 - Section 2	E16
Schedule D - Summary By Country	SI04
Schedule D - Verification Between Years	SI03
Schedule DA - Part 1	E17
Schedule DA - Verification Between Years	SI10
Schedule DB - Part A - Section 1	E18
Schedule DB - Part A - Section 2	E19
Schedule DB - Part A - Verification Between Years	SI11
Schedule DB - Part B - Section 1	E20
Schedule DB - Part B - Section 2	E21
Schedule DB - Part B - Verification Between Years	SI11
Schedule DB - Part C - Section 1	SI12
Schedule DB - Part C - Section 2	SI13
Schedule DB - Part D	E22
Schedule DB - Verification	SI14
Schedule DL - Part 1	E23
Schedule DL - Part 2	E24
Schedule E - Part 1 - Cash	E25
Schedule E - Part 2 - Cash Equivalents	E26
Schedule E - Part 3 - Special Deposits	E27
Schedule E - Verification Between Years	SI15
Schedule F - Part 1	20
Schedule F - Part 2	21
Schedule F - Part 3	22
Schedule F - Part 4	23
Schedule F - Part 5	24
Schedule F - Part 6 - Section 1	25
Schedule F - Part 6 - Section 2	27
Schedule F - Part 7	28
Schedule F - Part 8	29
Schedule F - Part 9	30

ANNUAL STATEMENT BLANK (Continued)

Schedule H - Accident and Health Exhibit - Part 1	31
Schedule H - Part 2, Part 3 and 4	32
Schedule H - Part 5 - Health Claims	33
Schedule P - Part 1 - Summary	34
Schedule P - Part 1A - Homeowners/Farmowners	36
Schedule P - Part 1B - Private Passenger Auto Liability/Medical	37
Schedule P - Part 1C - Commercial Auto/Truck Liability/Medical	38
Schedule P - Part 1D - Workers' Compensation (Excluding Excess Workers' Compensation)	39
Schedule P - Part 1E - Commercial Multiple Peril	40
Schedule P - Part 1F - Section 1 - Medical Professional Liability - Occurrence	41
Schedule P - Part 1F - Section 2 - Medical Professional Liability - Claims-Made	42
Schedule P - Part 1G - Special Liability (Ocean, Marine, Aircraft (All Perils), Boiler and Machinery)	43
Schedule P - Part 1H - Section 1 - Other Liability - Occurrence	44
Schedule P - Part 1H - Section 2 - Other Liability - Claims-Made	45
Schedule P - Part 1I - Special Property (Fire, Allied Lines, Inland Marine, Earthquake, Burglary & Theft)	46
Schedule P - Part 1J - Auto Physical Damage	47
Schedule P - Part 1K - Fidelity/Surety	48
Schedule P - Part 1L - Other (Including Credit, Accident and Health)	49
Schedule P - Part 1M - International	50
Schedule P - Part 1N - Reinsurance - Nonproportional Assumed Property	51
Schedule P - Part 1O - Reinsurance - Nonproportional Assumed Liability	52
Schedule P - Part 1P - Reinsurance - Nonproportional Assumed Financial Lines	53
Schedule P - Part 1R - Section 1 - Products Liability - Occurrence	54
Schedule P - Part 1R - Section 2 - Products Liability - Claims-Made	55
Schedule P - Part 1S - Financial Guaranty/Mortgage Guaranty	56
Schedule P - Part 1T - Warranty	57
Schedule P - Part 2, Part 3 and Part 4 - Summary	35
Schedule P - Part 2A - Homeowners/Farmowners	58
Schedule P - Part 2B - Private Passenger Auto Liability/Medical	58
Schedule P - Part 2C - Commercial Auto/Truck Liability/Medical	58
Schedule P - Part 2D - Workers' Compensation (Excluding Excess Workers' Compensation)	58
Schedule P - Part 2E - Commercial Multiple Peril	58
Schedule P - Part 2F - Section 1 - Medical Professional Liability - Occurrence	59
Schedule P - Part 2F - Section 2 - Medical Professional Liability - Claims-Made	59
Schedule P - Part 2G - Special Liability (Ocean Marine, Aircraft (All Perils), Boiler and Machinery)	59
Schedule P - Part 2H - Section 1 - Other Liability - Occurrence	59
Schedule P - Part 2H - Section 2 - Other Liability - Claims-Made	59
Schedule P - Part 2I - Special Property (Fire, Allied Lines, Inland Marine, Earthquake, Burglary, and Theft)	60
Schedule P - Part 2J - Auto Physical Damage	60
Schedule P - Part 2K - Fidelity, Surety	60
Schedule P - Part 2L - Other (Including Credit, Accident and Health)	60
Schedule P - Part 2M - International	60
Schedule P - Part 2N - Reinsurance - Nonproportional Assumed Property	61
Schedule P - Part 2O - Reinsurance - Nonproportional Assumed Liability	61
Schedule P - Part 2P - Reinsurance - Nonproportional Assumed Financial Lines	61
Schedule P - Part 2R - Section 1 - Products Liability - Occurrence	62
Schedule P - Part 2R - Section 2 - Products Liability - Claims-Made	62
Schedule P - Part 2S - Financial Guaranty/Mortgage Guaranty	62
Schedule P - Part 2T - Warranty	62
Schedule P - Part 3A - Homeowners/Farmowners	63
Schedule P - Part 3B - Private Passenger Auto Liability/Medical	63
Schedule P - Part 3C - Commercial Auto/Truck Liability/Medical	63
Schedule P - Part 3D - Workers' Compensation (Excluding Excess Workers' Compensation)	63
Schedule P - Part 3E - Commercial Multiple Peril	63
Schedule P - Part 3F - Section 1 - Medical Professional Liability - Occurrence	64
Schedule P - Part 3F - Section 2 - Medical Professional Liability - Claims-Made	64
Schedule P - Part 3G - Special Liability (Ocean Marine, Aircraft (All Perils), Boiler and Machinery)	64
Schedule P - Part 3H - Section 1 - Other Liability - Occurrence	64
Schedule P - Part 3H - Section 2 - Other Liability - Claims-Made	64
Schedule P - Part 3I - Special Property (Fire, Allied Lines, Inland Marine, Earthquake, Burglary, and Theft)	65
Schedule P - Part 3J - Auto Physical Damage	65
Schedule P - Part 3K - Fidelity/Surety	65
Schedule P - Part 3L - Other (Including Credit, Accident and Health)	65
Schedule P - Part 3M - International	65
Schedule P - Part 3N - Reinsurance - Nonproportional Assumed Property	66
Schedule P - Part 3O - Reinsurance - Nonproportional Assumed Liability	66
Schedule P - Part 3P - Reinsurance - Nonproportional Assumed Financial Lines	66
Schedule P - Part 3R - Section 1 - Products Liability - Occurrence	67
Schedule P - Part 3R - Section 2 - Products Liability - Claims-Made	67
Schedule P - Part 3S - Financial Guaranty/Mortgage Guaranty	67
Schedule P - Part 3T - Warranty	67

ANNUAL STATEMENT BLANK (Continued)

Schedule P - Part 4A - Homeowners/Farmowners	68
Schedule P - Part 4B - Private Passenger Auto Liability/Medical	68
Schedule P - Part 4C - Commercial Auto/Truck Liability/Medical	68
Schedule P - Part 4D - Workers' Compensation (Excluding Excess Workers' Compensation)	68
Schedule P - Part 4E - Commercial Multiple Peril	68
Schedule P - Part 4F - Section 1 - Medical Professional Liability - Occurrence	69
Schedule P - Part 4F - Section 2 - Medical Professional Liability - Claims-Made	69
Schedule P - Part 4G - Special Liability (Ocean Marine, Aircraft (All Perils), Boiler and Machinery)	69
Schedule P - Part 4H - Section 1 - Other Liability - Occurrence	69
Schedule P - Part 4H - Section 2 - Other Liability - Claims-Made	69
Schedule P - Part 4I - Special Property (Fire, Allied Lines, Inland Marine, Earthquake, Burglary and Theft)	70
Schedule P - Part 4J - Auto Physical Damage	70
Schedule P - Part 4K - Fidelity/Surety	70
Schedule P - Part 4L - Other (Including Credit, Accident and Health)	70
Schedule P - Part 4M - International	70
Schedule P - Part 4N - Reinsurance - Nonproportional Assumed Property	71
Schedule P - Part 4O - Reinsurance - Nonproportional Assumed Liability	71
Schedule P - Part 4P - Reinsurance - Nonproportional Assumed Financial Lines	71
Schedule P - Part 4R - Section 1 - Products Liability - Occurrence	72
Schedule P - Part 4R - Section 2 - Products Liability - Claims-Made	72
Schedule P - Part 4S - Financial Guaranty/Mortgage Guaranty	72
Schedule P - Part 4T - Warranty	72
Schedule P - Part 5A - Homeowners/Farmowners	73
Schedule P - Part 5B - Private Passenger Auto Liability/Medical	74
Schedule P - Part 5C - Commercial Auto/Truck Liability/Medical	75
Schedule P - Part 5D - Workers' Compensation (Excluding Excess Workers' Compensation)	76
Schedule P - Part 5E - Commercial Multiple Peril	77
Schedule P - Part 5F - Medical Professional Liability - Claims-Made	79
Schedule P - Part 5F - Medical Professional Liability - Occurrence	78
Schedule P - Part 5H - Other Liability - Claims-Made	81
Schedule P - Part 5H - Other Liability - Occurrence	80
Schedule P - Part 5R - Products Liability - Claims-Made	83
Schedule P - Part 5R - Products Liability - Occurrence	82
Schedule P - Part 5T - Warranty	84
Schedule P - Part 6C - Commercial Auto/Truck Liability/Medical	85
Schedule P - Part 6D - Workers' Compensation (Excluding Excess Workers' Compensation)	85
Schedule P - Part 6E - Commercial Multiple Peril	86
Schedule P - Part 6H - Other Liability - Claims-Made	87
Schedule P - Part 6H - Other Liability - Occurrence	86
Schedule P - Part 6M - International	87
Schedule P - Part 6N - Reinsurance - Nonproportional Assumed Property	88
Schedule P - Part 6O - Reinsurance - Nonproportional Assumed Liability	88
Schedule P - Part 6R - Products Liability - Claims-Made	89
Schedule P - Part 6R - Products Liability - Occurrence	89
Schedule P - Part 7A - Primary Loss Sensitive Contracts	90
Schedule P - Part 7B - Reinsurance Loss Sensitive Contracts	92
Schedule P Interrogatories	94
Schedule T - Exhibit of Premiums Written	95
Schedule T - Part 2 - Interstate Compact	96
Schedule Y - Information Concerning Activities of Insurer Members of a Holding Company Group	97
Schedule Y - Part 1A - Detail of Insurance Holding Company System	98
Schedule Y - Part 2 - Summary of Insurer's Transactions With Any Affiliates	99
Statement of Income	4
Summary Investment Schedule	SI01
Supplemental Exhibits and Schedules Interrogatories	100
Underwriting and Investment Exhibit Part 1	6
Underwriting and Investment Exhibit Part 1A	7
Underwriting and Investment Exhibit Part 1B	8
Underwriting and Investment Exhibit Part 2	9
Underwriting and Investment Exhibit Part 2A	10
Underwriting and Investment Exhibit Part 3	11