



PROPERTY AND CASUALTY COMPANIES - ASSOCIATION EDITION

# ANNUAL STATEMENT

FOR THE YEAR ENDED DECEMBER 31, 2012  
OF THE CONDITION AND AFFAIRS OF THE

## Bristol West Insurance Company

NAIC Group Code 0212 0212 NAIC Company Code 19658 Employer's ID Number 38-1865162  
(Current) (Prior)

Organized under the Laws of Ohio, State of Domicile or Port of Entry OH  
Country of Domicile United States of America

Incorporated/Organized 02/09/1968 Commenced Business 06/10/1968

Statutory Home Office Rockside Center III 5990 West Creek Road, Independence, OH, US 44131  
(Street and Number) (City or Town, State, Country and Zip Code)

Main Administrative Office 5701 Stirling Road  
(Street and Number)  
Davie, FL, US 33314 954-316-5200  
(City or Town, State, Country and Zip Code) (Area Code) (Telephone Number)

Mail Address 5701 Stirling Road, Davie, FL, US 33314  
(Street and Number or P.O. Box) (City or Town, State, Country and Zip Code)

Primary Location of Books and Records 5701 Stirling Road  
(Street and Number)  
Davie, FL, US 33314 954-316-5200  
(City or Town, State, Country and Zip Code) (Area Code) (Telephone Number)

Internet Website Address www.bristolwest.com

Statutory Statement Contact Maria Eugenia Aguilera, 954-316-5200  
(Name) (Area Code) (Telephone Number)  
mary.aguilera@farmersinsurance.com 954-316-5218  
(E-mail Address) (FAX Number)

### OFFICERS

President Timothy Martin Madden # Treasurer Maria Eugenia Aguilera  
Secretary Martin Robert Brown

### OTHER

Bryan Francis Murphy Ronald Gregory Myhan Jeffrey Michael Sauls  
Audrey Elaine Sylvan # Todd Michael Williams #

### DIRECTORS OR TRUSTEES

Kenneth Wayne Bentley Peter David Kaplan David Wayne Louie #  
Dale Anne Marlin # Timothy Martin Madden # Ronald Gregory Myhan  
Donald Eugene Rodriguez John Tsu-Chao Wuo

State of Florida SS:  
County of Broward

The officers of this reporting entity being duly sworn, each depose and say that they are the described officers of said reporting entity, and that on the reporting period stated above, all of the herein described assets were the absolute property of the said reporting entity, free and clear from any liens or claims thereon, except as herein stated, and that this statement, together with related exhibits, schedules and explanations therein contained, annexed or referred to, is a full and true statement of all the assets and liabilities and of the condition and affairs of the said reporting entity as of the reporting period stated above, and of its income and deductions therefrom for the period ended, and have been completed in accordance with the NAIC Annual Statement Instructions and Accounting Practices and Procedures manual except to the extent that: (1) state law may differ; or, (2) that state rules or regulations require differences in reporting not related to accounting practices and procedures, according to the best of their information, knowledge and belief, respectively. Furthermore, the scope of this attestation by the described officers also includes the related corresponding electronic filing with the NAIC, when required, that is an exact copy (except for formatting differences due to electronic filing) of the enclosed statement. The electronic filing may be requested by various regulators in lieu of or in addition to the enclosed statement.

Timothy M. Madden  
President

Martin R. Brown  
Secretary

Maria E. Aguilera  
Treasurer

Subscribed and sworn to before me this  
28th day of February, 2012

- a. Is this an original filing? ..... Yes [ X ] No [ ]  
b. If no,  
1. State the amendment number.....  
2. Date filed .....  
3. Number of pages attached.....

Nancy Becker  
Notary Public  
10/22/2013



ANNUAL STATEMENT FOR THE YEAR 2012 OF THE Bristol West Insurance Company

**EXHIBIT OF PREMIUMS AND LOSSES (Statutory Page 14)**

NAIC Group Code 0212 Direct Business in the state of Alabama During the Year 2012 NAIC Company Code 19658

Line of Business	Gross Premiums, Including Policy and Membership Fees, Less Return Premiums and Premiums on Policies not Taken		3 Dividends Paid or Credited to Policyholders on Direct Business	4 Direct Unearned Premium Reserves	5 Direct Losses Paid (deducting salvage)	6 Direct Losses Incurred	7 Direct Losses Unpaid	8 Direct Defense and Cost Containment Expense Paid	9 Direct Defense and Cost Containment Expense Incurred	10 Direct Defense and Cost Containment Expense Unpaid	11 Commissions and Brokerage Expenses	12 Taxes, Licenses and Fees
	1 Direct Premiums Written	2 Direct Premiums Earned										
1. Fire .....												
2.1 Allied lines .....												
2.2 Multiple peril crop .....												
2.3 Federal flood .....												
3. Farmowners multiple peril .....												
4. Homeowners multiple peril .....												
5.1 Commercial multiple peril (non-liability portion) .....												
5.2 Commercial multiple peril (liability portion) .....												
6. Mortgage guaranty .....												
8. Ocean marine .....												
9. Inland marine .....												
10. Financial guaranty .....												
11. Medical professional liability .....												
12. Earthquake .....												
13. Group accident and health (b) .....												
14. Credit accident and health (group and individual) .....												
15.1 Collectively renewable accident and health (b) .....												
15.2 Non-cancelable accident and health(b) .....												
15.3 Guaranteed renewable accident and health(b) .....												
15.4 Non-renewable for stated reasons only (b) .....												
15.5 Other accident only .....												
15.6 Medicare Title XVIII exempt from state taxes or fees .....												
15.7 All other accident and health (b) .....												
15.8 Federal employees health benefits program premium (b) .....												
16. Workers' compensation .....												
17.1 Other Liability - occurrence .....												
17.2 Other Liability - claims made .....												
17.3 Excess workers' compensation .....												
18. Products liability .....												
19.1 Private passenger auto no-fault (personal injury protection) .....												
19.2 Other private passenger auto liability .....	3,941,227	3,850,076		987,634	2,027,136	2,370,961	1,595,729	103,272	146,227	133,979	403,455	182,869
19.3 Commercial auto no-fault (personal injury protection) .....												
19.4 Other commercial auto liability .....												
21.1 Private passenger auto physical damage .....	2,375,490	2,387,009		603,206	1,065,642	1,019,627	61,118	9,329	14,548	2,404	259,981	108,394
21.2 Commercial auto physical damage .....												
22. Aircraft (all perils) .....												
23. Fidelity .....												
24. Surety .....												
26. Burglary and theft .....												
27. Boiler and machinery .....												
28. Credit .....												
30. Warranty .....												
34. Aggregate write-ins for other lines of business .....												
35. TOTALS (a) .....	6,316,717	6,237,085		1,590,840	3,092,778	3,390,588	1,656,847	112,601	160,775	136,383	663,436	291,263
<b>DETAILS OF WRITE-INS</b>												
3401. ....												
3402. ....												
3403. ....												
3498. Summary of remaining write-ins for Line 34 from overflow page .....												
3499. Totals (Lines 3401 thru 3403 plus 3498)(Line 34 above) .....												

(a) Finance and service charges not included in Lines 1 to 35 \$ 186,099  
 (b) For health business on indicated lines report: Number of persons insured under PPO managed care products ..... and number of persons insured under indemnity only products .....

19.AL



ANNUAL STATEMENT FOR THE YEAR 2012 OF THE Bristol West Insurance Company

**EXHIBIT OF PREMIUMS AND LOSSES (Statutory Page 14)**

NAIC Group Code 0212 Direct Business in the state of Arizona During the Year 2012 NAIC Company Code 19658

Line of Business	Gross Premiums, Including Policy and Membership Fees, Less Return Premiums and Premiums on Policies not Taken		3 Dividends Paid or Credited to Policyholders on Direct Business	4 Direct Unearned Premium Reserves	5 Direct Losses Paid (deducting salvage)	6 Direct Losses Incurred	7 Direct Losses Unpaid	8 Direct Defense and Cost Containment Expense Paid	9 Direct Defense and Cost Containment Expense Incurred	10 Direct Defense and Cost Containment Expense Unpaid	11 Commissions and Brokerage Expenses	12 Taxes, Licenses and Fees
	1 Direct Premiums Written	2 Direct Premiums Earned										
1. Fire .....												
2.1 Allied lines .....												
2.2 Multiple peril crop .....												
2.3 Federal flood .....												
3. Farmowners multiple peril .....												
4. Homeowners multiple peril .....												
5.1 Commercial multiple peril (non-liability portion) .....												
5.2 Commercial multiple peril (liability portion) .....												
6. Mortgage guaranty .....												
8. Ocean marine .....												
9. Inland marine .....												
10. Financial guaranty .....												
11. Medical professional liability .....												
12. Earthquake .....												
13. Group accident and health (b) .....												
14. Credit accident and health (group and individual) .....												
15.1 Collectively renewable accident and health (b) .....												
15.2 Non-cancelable accident and health(b) .....												
15.3 Guaranteed renewable accident and health(b) .....												
15.4 Non-renewable for stated reasons only (b) .....												
15.5 Other accident only .....												
15.6 Medicare Title XVIII exempt from state taxes or fees .....												
15.7 All other accident and health (b) .....												
15.8 Federal employees health benefits program premium (b) .....												
16. Workers' compensation .....												
17.1 Other Liability - occurrence .....												
17.2 Other Liability - claims made .....												
17.3 Excess workers' compensation .....												
18. Products liability .....												
19.1 Private passenger auto no-fault (personal injury protection) .....												
19.2 Other private passenger auto liability .....												
19.3 Commercial auto no-fault (personal injury protection) .....												
19.4 Other commercial auto liability .....												
21.1 Private passenger auto physical damage .....												
21.2 Commercial auto physical damage .....												
22. Aircraft (all perils) .....												
23. Fidelity .....												
24. Surety .....												
26. Burglary and theft .....												
27. Boiler and machinery .....												
28. Credit .....												
30. Warranty .....												
34. Aggregate write-ins for other lines of business .....												
35. TOTALS (a) .....												
<b>DETAILS OF WRITE-INS</b>												
3401. ....												
3402. ....												
3403. ....												
3498. Summary of remaining write-ins for Line 34 from overflow page .....												
3499. Totals (Lines 3401 thru 3403 plus 3498)(Line 34 above) .....												

NONE

19.AZ

(a) Finance and service charges not included in Lines 1 to 35 \$ .....  
 (b) For health business on indicated lines report: Number of persons insured under PPO managed care products ..... and number of persons insured under indemnity only products .....



ANNUAL STATEMENT FOR THE YEAR 2012 OF THE Bristol West Insurance Company

**EXHIBIT OF PREMIUMS AND LOSSES (Statutory Page 14)**

NAIC Group Code 0212 Direct Business in the state of Arkansas During the Year 2012 NAIC Company Code 19658

Line of Business	Gross Premiums, Including Policy and Membership Fees, Less Return Premiums and Premiums on Policies not Taken		3 Dividends Paid or Credited to Policyholders on Direct Business	4 Direct Unearned Premium Reserves	5 Direct Losses Paid (deducting salvage)	6 Direct Losses Incurred	7 Direct Losses Unpaid	8 Direct Defense and Cost Containment Expense Paid	9 Direct Defense and Cost Containment Expense Incurred	10 Direct Defense and Cost Containment Expense Unpaid	11 Commissions and Brokerage Expenses	12 Taxes, Licenses and Fees
	1 Direct Premiums Written	2 Direct Premiums Earned										
1. Fire .....												
2.1 Allied lines .....												
2.2 Multiple peril crop .....												
2.3 Federal flood .....												
3. Farmowners multiple peril .....												
4. Homeowners multiple peril .....												
5.1 Commercial multiple peril (non-liability portion) .....												
5.2 Commercial multiple peril (liability portion) .....												
6. Mortgage guaranty .....												
8. Ocean marine .....												
9. Inland marine .....												
10. Financial guaranty .....												
11. Medical professional liability .....												
12. Earthquake .....												
13. Group accident and health (b) .....												
14. Credit accident and health (group and individual) .....												
15.1 Collectively renewable accident and health (b) .....												
15.2 Non-cancelable accident and health(b) .....												
15.3 Guaranteed renewable accident and health(b) .....												
15.4 Non-renewable for stated reasons only (b) .....												
15.5 Other accident only .....												
15.6 Medicare Title XVIII exempt from state taxes or fees .....												
15.7 All other accident and health (b) .....												
15.8 Federal employees health benefits program premium (b) .....												
16. Workers' compensation .....												
17.1 Other Liability - occurrence .....												
17.2 Other Liability - claims made .....												
17.3 Excess workers' compensation .....												
18. Products liability .....												
19.1 Private passenger auto no-fault (personal injury protection) .....	89,993	84,269		26,857	56,098	40,880	29,649	108	(93)	191	9,397	3,158
19.2 Other private passenger auto liability .....	1,612,758	1,461,066		494,333	1,133,518	972,887	720,266	36,433	(76,453)	122,524	163,976	74,091
19.3 Commercial auto no-fault (personal injury protection) .....												
19.4 Other commercial auto liability .....												
21.1 Private passenger auto physical damage .....	926,916	916,315		245,139	471,836	472,456	38,067	5,444	12,846	1,267	97,326	48,260
21.2 Commercial auto physical damage .....												
22. Aircraft (all perils) .....												
23. Fidelity .....												
24. Surety .....												
26. Burglary and theft .....												
27. Boiler and machinery .....												
28. Credit .....												
30. Warranty .....												
34. Aggregate write-ins for other lines of business .....												
35. TOTALS (a) .....	2,629,667	2,461,650		766,329	1,661,452	1,486,223	787,982	41,985	(63,700)	123,982	270,699	125,509
<b>DETAILS OF WRITE-INS</b>												
3401. ....												
3402. ....												
3403. ....												
3498. Summary of remaining write-ins for Line 34 from overflow page .....												
3499. Totals (Lines 3401 thru 3403 plus 3498)(Line 34 above) .....												

(a) Finance and service charges not included in Lines 1 to 35 \$ 117,823

(b) For health business on indicated lines report: Number of persons insured under PPO managed care products ..... and number of persons insured under indemnity only products .....

19AR



ANNUAL STATEMENT FOR THE YEAR 2012 OF THE Bristol West Insurance Company

**EXHIBIT OF PREMIUMS AND LOSSES (Statutory Page 14)**

NAIC Group Code 0212 Direct Business in the state of Colorado During the Year 2012 NAIC Company Code 19658

Line of Business	Gross Premiums, Including Policy and Membership Fees, Less Return Premiums and Premiums on Policies not Taken		3 Dividends Paid or Credited to Policyholders on Direct Business	4 Direct Unearned Premium Reserves	5 Direct Losses Paid (deducting salvage)	6 Direct Losses Incurred	7 Direct Losses Unpaid	8 Direct Defense and Cost Containment Expense Paid	9 Direct Defense and Cost Containment Expense Incurred	10 Direct Defense and Cost Containment Expense Unpaid	11 Commissions and Brokerage Expenses	12 Taxes, Licenses and Fees
	1 Direct Premiums Written	2 Direct Premiums Earned										
1. Fire .....												
2.1 Allied lines .....												
2.2 Multiple peril crop .....												
2.3 Federal flood .....												
3. Farmowners multiple peril .....												
4. Homeowners multiple peril .....												
5.1 Commercial multiple peril (non-liability portion) .....												
5.2 Commercial multiple peril (liability portion) .....												
6. Mortgage guaranty .....												
8. Ocean marine .....												
9. Inland marine .....												
10. Financial guaranty .....												
11. Medical professional liability .....												
12. Earthquake .....												
13. Group accident and health (b) .....												
14. Credit accident and health (group and individual) .....												
15.1 Collectively renewable accident and health (b) .....												
15.2 Non-cancelable accident and health(b) .....												
15.3 Guaranteed renewable accident and health(b) .....												
15.4 Non-renewable for stated reasons only (b) .....												
15.5 Other accident only .....												
15.6 Medicare Title XVIII exempt from state taxes or fees .....												
15.7 All other accident and health (b) .....												
15.8 Federal employees health benefits program premium (b) .....												
16. Workers' compensation .....												
17.1 Other Liability - occurrence .....												
17.2 Other Liability - claims made .....												
17.3 Excess workers' compensation .....												
18. Products liability .....												
19.1 Private passenger auto no-fault (personal injury protection) .....												
19.2 Other private passenger auto liability .....	38,227,814	41,367,423		10,572,947	29,434,908	38,356,630	32,971,730	787,605	813,792	1,297,134	4,497,082	812,378
19.3 Commercial auto no-fault (personal injury protection) .....												
19.4 Other commercial auto liability .....												
21.1 Private passenger auto physical damage .....	15,895,037	16,869,528		4,745,175	12,199,978	12,365,521	901,656	101,872	213,722	17,794	1,941,871	338,905
21.2 Commercial auto physical damage .....												
22. Aircraft (all perils) .....												
23. Fidelity .....												
24. Surety .....												
26. Burglary and theft .....												
27. Boiler and machinery .....												
28. Credit .....												
30. Warranty .....												
34. Aggregate write-ins for other lines of business .....												
35. TOTALS (a) .....	54,122,851	58,236,951		15,318,122	41,634,886	50,722,151	33,873,386	889,477	1,027,514	1,314,928	6,438,953	1,151,283
<b>DETAILS OF WRITE-INS</b>												
3401. ....												
3402. ....												
3403. ....												
3498. Summary of remaining write-ins for Line 34 from overflow page .....												
3499. Totals (Lines 3401 thru 3403 plus 3498)(Line 34 above) .....												

(a) Finance and service charges not included in Lines 1 to 35 \$ 2,631,290

(b) For health business on indicated lines report: Number of persons insured under PPO managed care products ..... and number of persons insured under indemnity only products .....

19 CO



ANNUAL STATEMENT FOR THE YEAR 2012 OF THE Bristol West Insurance Company

**EXHIBIT OF PREMIUMS AND LOSSES (Statutory Page 14)**

NAIC Group Code 0212 Direct Business in the state of Connecticut During the Year 2012 NAIC Company Code 19658

Line of Business	Gross Premiums, Including Policy and Membership Fees, Less Return Premiums and Premiums on Policies not Taken		3 Dividends Paid or Credited to Policyholders on Direct Business	4 Direct Unearned Premium Reserves	5 Direct Losses Paid (deducting salvage)	6 Direct Losses Incurred	7 Direct Losses Unpaid	8 Direct Defense and Cost Containment Expense Paid	9 Direct Defense and Cost Containment Expense Incurred	10 Direct Defense and Cost Containment Expense Unpaid	11 Commissions and Brokerage Expenses	12 Taxes, Licenses and Fees
	1 Direct Premiums Written	2 Direct Premiums Earned										
1. Fire .....												
2.1 Allied lines .....												
2.2 Multiple peril crop .....												
2.3 Federal flood .....												
3. Farmowners multiple peril .....												
4. Homeowners multiple peril .....												
5.1 Commercial multiple peril (non-liability portion) .....												
5.2 Commercial multiple peril (liability portion) .....												
6. Mortgage guaranty .....												
8. Ocean marine .....												
9. Inland marine .....												
10. Financial guaranty .....												
11. Medical professional liability .....												
12. Earthquake .....												
13. Group accident and health (b) .....												
14. Credit accident and health (group and individual) .....												
15.1 Collectively renewable accident and health (b) .....												
15.2 Non-cancelable accident and health(b) .....												
15.3 Guaranteed renewable accident and health(b) .....												
15.4 Non-renewable for stated reasons only (b) .....												
15.5 Other accident only .....												
15.6 Medicare Title XVIII exempt from state taxes or fees .....												
15.7 All other accident and health (b) .....												
15.8 Federal employees health benefits program premium (b) .....												
16. Workers' compensation .....												
17.1 Other Liability - occurrence .....												
17.2 Other Liability - claims made .....												
17.3 Excess workers' compensation .....												
18. Products liability .....												
19.1 Private passenger auto no-fault (personal injury protection) .....												
19.2 Other private passenger auto liability .....												
19.3 Commercial auto no-fault (personal injury protection) .....												
19.4 Other commercial auto liability .....												
21.1 Private passenger auto physical damage .....												
21.2 Commercial auto physical damage .....												
22. Aircraft (all perils) .....												
23. Fidelity .....												
24. Surety .....												
26. Burglary and theft .....												
27. Boiler and machinery .....												
28. Credit .....												
30. Warranty .....												
34. Aggregate write-ins for other lines of business .....												
35. TOTALS (a) .....												
<b>DETAILS OF WRITE-INS</b>												
3401. ....												
3402. ....												
3403. ....												
3498. Summary of remaining write-ins for Line 34 from overflow page .....												
3499. Totals (Lines 3401 thru 3403 plus 3498)(Line 34 above) .....												

NONE

(a) Finance and service charges not included in Lines 1 to 35 \$ .....  
 (b) For health business on indicated lines report: Number of persons insured under PPO managed care products ..... and number of persons insured under indemnity only products .....

19.CT



ANNUAL STATEMENT FOR THE YEAR 2012 OF THE Bristol West Insurance Company

**EXHIBIT OF PREMIUMS AND LOSSES (Statutory Page 14)**

NAIC Group Code 0212 Direct Business in the state of Delaware During the Year 2012 NAIC Company Code 19658

Line of Business	Gross Premiums, Including Policy and Membership Fees, Less Return Premiums and Premiums on Policies not Taken		3 Dividends Paid or Credited to Policyholders on Direct Business	4 Direct Unearned Premium Reserves	5 Direct Losses Paid (deducting salvage)	6 Direct Losses Incurred	7 Direct Losses Unpaid	8 Direct Defense and Cost Containment Expense Paid	9 Direct Defense and Cost Containment Expense Incurred	10 Direct Defense and Cost Containment Expense Unpaid	11 Commissions and Brokerage Expenses	12 Taxes, Licenses and Fees
	1 Direct Premiums Written	2 Direct Premiums Earned										
1. Fire .....												
2.1 Allied lines .....												
2.2 Multiple peril crop .....												
2.3 Federal flood .....												
3. Farmowners multiple peril .....												
4. Homeowners multiple peril .....												
5.1 Commercial multiple peril (non-liability portion) .....												
5.2 Commercial multiple peril (liability portion) .....												
6. Mortgage guaranty .....												
8. Ocean marine .....												
9. Inland marine .....												
10. Financial guaranty .....												
11. Medical professional liability .....												
12. Earthquake .....												
13. Group accident and health (b) .....												
14. Credit accident and health (group and individual) .....												
15.1 Collectively renewable accident and health (b) .....												
15.2 Non-cancelable accident and health(b) .....												
15.3 Guaranteed renewable accident and health(b) .....												
15.4 Non-renewable for stated reasons only (b) .....												
15.5 Other accident only .....												
15.6 Medicare Title XVIII exempt from state taxes or fees .....												
15.7 All other accident and health (b) .....												
15.8 Federal employees health benefits program premium (b) .....												
16. Workers' compensation .....												
17.1 Other Liability - occurrence .....												
17.2 Other Liability - claims made .....												
17.3 Excess workers' compensation .....												
18. Products liability .....												
19.1 Private passenger auto no-fault (personal injury protection) .....												
19.2 Other private passenger auto liability .....												
19.3 Commercial auto no-fault (personal injury protection) .....												
19.4 Other commercial auto liability .....												
21.1 Private passenger auto physical damage .....												
21.2 Commercial auto physical damage .....												
22. Aircraft (all perils) .....												
23. Fidelity .....												
24. Surety .....												
26. Burglary and theft .....												
27. Boiler and machinery .....												
28. Credit .....												
30. Warranty .....												
34. Aggregate write-ins for other lines of business .....												
35. TOTALS (a) .....												
<b>DETAILS OF WRITE-INS</b>												
3401. ....												
3402. ....												
3403. ....												
3498. Summary of remaining write-ins for Line 34 from overflow page .....												
3499. Totals (Lines 3401 thru 3403 plus 3498)(Line 34 above) .....												

NONE

19.DE

(a) Finance and service charges not included in Lines 1 to 35 \$ .....  
 (b) For health business on indicated lines report: Number of persons insured under PPO managed care products ..... and number of persons insured under indemnity only products .....



ANNUAL STATEMENT FOR THE YEAR 2012 OF THE Bristol West Insurance Company

**EXHIBIT OF PREMIUMS AND LOSSES (Statutory Page 14)**

NAIC Group Code 0212 Direct Business in the state of District of Columbia During the Year 2012 NAIC Company Code 19658

Line of Business	Gross Premiums, Including Policy and Membership Fees, Less Return Premiums and Premiums on Policies not Taken		3 Dividends Paid or Credited to Policyholders on Direct Business	4 Direct Unearned Premium Reserves	5 Direct Losses Paid (deducting salvage)	6 Direct Losses Incurred	7 Direct Losses Unpaid	8 Direct Defense and Cost Containment Expense Paid	9 Direct Defense and Cost Containment Expense Incurred	10 Direct Defense and Cost Containment Expense Unpaid	11 Commissions and Brokerage Expenses	12 Taxes, Licenses and Fees
	1 Direct Premiums Written	2 Direct Premiums Earned										
1. Fire .....												
2.1 Allied lines .....												
2.2 Multiple peril crop .....												
2.3 Federal flood .....												
3. Farmowners multiple peril .....												
4. Homeowners multiple peril .....												
5.1 Commercial multiple peril (non-liability portion) .....												
5.2 Commercial multiple peril (liability portion) .....												
6. Mortgage guaranty .....												
8. Ocean marine .....												
9. Inland marine .....												
10. Financial guaranty .....												
11. Medical professional liability .....												
12. Earthquake .....												
13. Group accident and health (b) .....												
14. Credit accident and health (group and individual) .....												
15.1 Collectively renewable accident and health (b) .....												
15.2 Non-cancelable accident and health(b) .....												
15.3 Guaranteed renewable accident and health(b) .....												
15.4 Non-renewable for stated reasons only (b) .....												
15.5 Other accident only .....												
15.6 Medicare Title XVIII exempt from state taxes or fees .....												
15.7 All other accident and health (b) .....												
15.8 Federal employees health benefits program premium (b) .....												
16. Workers' compensation .....												
17.1 Other Liability - occurrence .....												
17.2 Other Liability - claims made .....												
17.3 Excess workers' compensation .....												
18. Products liability .....												
19.1 Private passenger auto no-fault (personal injury protection) .....												
19.2 Other private passenger auto liability .....												
19.3 Commercial auto no-fault (personal injury protection) .....												
19.4 Other commercial auto liability .....												
21.1 Private passenger auto physical damage .....												
21.2 Commercial auto physical damage .....												
22. Aircraft (all perils) .....												
23. Fidelity .....												
24. Surety .....												
26. Burglary and theft .....												
27. Boiler and machinery .....												
28. Credit .....												
30. Warranty .....												
34. Aggregate write-ins for other lines of business .....												
35. TOTALS (a) .....												
<b>DETAILS OF WRITE-INS</b>												
3401. ....												
3402. ....												
3403. ....												
3498. Summary of remaining write-ins for Line 34 from overflow page .....												
3499. Totals (Lines 3401 thru 3403 plus 3498)(Line 34 above) .....												

NONE

(a) Finance and service charges not included in Lines 1 to 35 \$ .....  
 (b) For health business on indicated lines report: Number of persons insured under PPO managed care products ..... and number of persons insured under indemnity only products .....

19.DC



ANNUAL STATEMENT FOR THE YEAR 2012 OF THE Bristol West Insurance Company

**EXHIBIT OF PREMIUMS AND LOSSES (Statutory Page 14)**

NAIC Group Code 0212 Direct Business in the state of Florida During the Year 2012 NAIC Company Code 19658

Line of Business	Gross Premiums, Including Policy and Membership Fees, Less Return Premiums and Premiums on Policies not Taken		3 Dividends Paid or Credited to Policyholders on Direct Business	4 Direct Unearned Premium Reserves	5 Direct Losses Paid (deducting salvage)	6 Direct Losses Incurred	7 Direct Losses Unpaid	8 Direct Defense and Cost Containment Expense Paid	9 Direct Defense and Cost Containment Expense Incurred	10 Direct Defense and Cost Containment Expense Unpaid	11 Commissions and Brokerage Expenses	12 Taxes, Licenses and Fees
	1 Direct Premiums Written	2 Direct Premiums Earned										
1. Fire .....												
2.1 Allied lines .....												
2.2 Multiple peril crop .....												
2.3 Federal flood .....												
3. Farmowners multiple peril .....												
4. Homeowners multiple peril .....												
5.1 Commercial multiple peril (non-liability portion) .....												
5.2 Commercial multiple peril (liability portion) .....												
6. Mortgage guaranty .....												
8. Ocean marine .....												
9. Inland marine .....												
10. Financial guaranty .....												
11. Medical professional liability .....												
12. Earthquake .....												
13. Group accident and health (b) .....												
14. Credit accident and health (group and individual) .....												
15.1 Collectively renewable accident and health (b) .....												
15.2 Non-cancelable accident and health(b) .....												
15.3 Guaranteed renewable accident and health(b) .....												
15.4 Non-renewable for stated reasons only (b) .....												
15.5 Other accident only .....												
15.6 Medicare Title XVIII exempt from state taxes or fees .....												
15.7 All other accident and health (b) .....												
15.8 Federal employees health benefits program premium (b) .....												
16. Workers' compensation .....												
17.1 Other Liability - occurrence .....												
17.2 Other Liability - claims made .....												
17.3 Excess workers' compensation .....												
18. Products liability .....												
19.1 Private passenger auto no-fault (personal injury protection) .....	1,102,485	1,157,197		287,286	1,115,302	856,095	305,033	103,516	12,796	85,572	114,759	14,938
19.2 Other private passenger auto liability .....	1,074,127	1,121,968		263,772	603,219	500,609	495,934	322,489	309,886	106,689	113,472	15,039
19.3 Commercial auto no-fault (personal injury protection) .....												
19.4 Other commercial auto liability .....												
21.1 Private passenger auto physical damage .....	643,674	678,713		173,007	356,754	358,935	2,747	5,355	11,314	1,407	66,891	8,723
21.2 Commercial auto physical damage .....												
22. Aircraft (all perils) .....												
23. Fidelity .....												
24. Surety .....												
26. Burglary and theft .....												
27. Boiler and machinery .....												
28. Credit .....												
30. Warranty .....												
34. Aggregate write-ins for other lines of business .....												
35. TOTALS (a) .....	2,820,286	2,957,878		724,065	2,075,275	1,715,639	803,714	431,360	333,996	193,668	295,122	38,700
<b>DETAILS OF WRITE-INS</b>												
3401. ....												
3402. ....												
3403. ....												
3498. Summary of remaining write-ins for Line 34 from overflow page .....												
3499. Totals (Lines 3401 thru 3403 plus 3498)(Line 34 above) .....												

(a) Finance and service charges not included in Lines 1 to 35 \$ 120,621  
 (b) For health business on indicated lines report: Number of persons insured under PPO managed care products ..... and number of persons insured under indemnity only products .....

19.FL



ANNUAL STATEMENT FOR THE YEAR 2012 OF THE Bristol West Insurance Company

**EXHIBIT OF PREMIUMS AND LOSSES (Statutory Page 14)**

NAIC Group Code 0212 Direct Business in the state of Georgia During the Year 2012 NAIC Company Code 19658

Line of Business	Gross Premiums, Including Policy and Membership Fees, Less Return Premiums and Premiums on Policies not Taken		3 Dividends Paid or Credited to Policyholders on Direct Business	4 Direct Unearned Premium Reserves	5 Direct Losses Paid (deducting salvage)	6 Direct Losses Incurred	7 Direct Losses Unpaid	8 Direct Defense and Cost Containment Expense Paid	9 Direct Defense and Cost Containment Expense Incurred	10 Direct Defense and Cost Containment Expense Unpaid	11 Commissions and Brokerage Expenses	12 Taxes, Licenses and Fees
	1 Direct Premiums Written	2 Direct Premiums Earned										
1. Fire .....												
2.1 Allied lines .....												
2.2 Multiple peril crop .....												
2.3 Federal flood .....												
3. Farmowners multiple peril .....												
4. Homeowners multiple peril .....												
5.1 Commercial multiple peril (non-liability portion) .....												
5.2 Commercial multiple peril (liability portion) .....												
6. Mortgage guaranty .....												
8. Ocean marine .....												
9. Inland marine .....												
10. Financial guaranty .....												
11. Medical professional liability .....												
12. Earthquake .....												
13. Group accident and health (b) .....												
14. Credit accident and health (group and individual) .....												
15.1 Collectively renewable accident and health (b) .....												
15.2 Non-cancelable accident and health(b) .....												
15.3 Guaranteed renewable accident and health(b) .....												
15.4 Non-renewable for stated reasons only (b) .....												
15.5 Other accident only .....												
15.6 Medicare Title XVIII exempt from state taxes or fees .....												
15.7 All other accident and health (b) .....												
15.8 Federal employees health benefits program premium (b) .....												
16. Workers' compensation .....												
17.1 Other Liability - occurrence .....												
17.2 Other Liability - claims made .....												
17.3 Excess workers' compensation .....												
18. Products liability .....												
19.1 Private passenger auto no-fault (personal injury protection) .....												
19.2 Other private passenger auto liability .....	174,277	193,389		41,940	125,797	41,576	73,734	49,602	56,631	30,225	22,042	20,479
19.3 Commercial auto no-fault (personal injury protection) .....												
19.4 Other commercial auto liability .....												
21.1 Private passenger auto physical damage .....	99,810	109,529		23,126	30,395	28,785	(1,308)	30	1,542	130	13,297	11,713
21.2 Commercial auto physical damage .....												
22. Aircraft (all perils) .....												
23. Fidelity .....												
24. Surety .....												
26. Burglary and theft .....												
27. Boiler and machinery .....												
28. Credit .....												
30. Warranty .....												
34. Aggregate write-ins for other lines of business .....												
35. TOTALS (a) .....	274,087	302,918		65,066	156,192	70,361	72,426	49,632	58,173	30,355	35,339	32,192
<b>DETAILS OF WRITE-INS</b>												
3401. ....												
3402. ....												
3403. ....												
3498. Summary of remaining write-ins for Line 34 from overflow page .....												
3499. Totals (Lines 3401 thru 3403 plus 3498)(Line 34 above) .....												

(a) Finance and service charges not included in Lines 1 to 35 \$ 17,468  
 (b) For health business on indicated lines report: Number of persons insured under PPO managed care products ..... and number of persons insured under indemnity only products .....

19 GA



ANNUAL STATEMENT FOR THE YEAR 2012 OF THE Bristol West Insurance Company

**EXHIBIT OF PREMIUMS AND LOSSES (Statutory Page 14)**

NAIC Group Code 0212 Direct Business in the state of Hawaii During the Year 2012 NAIC Company Code 19658

Line of Business	Gross Premiums, Including Policy and Membership Fees, Less Return Premiums and Premiums on Policies not Taken		3 Dividends Paid or Credited to Policyholders on Direct Business	4 Direct Unearned Premium Reserves	5 Direct Losses Paid (deducting salvage)	6 Direct Losses Incurred	7 Direct Losses Unpaid	8 Direct Defense and Cost Containment Expense Paid	9 Direct Defense and Cost Containment Expense Incurred	10 Direct Defense and Cost Containment Expense Unpaid	11 Commissions and Brokerage Expenses	12 Taxes, Licenses and Fees
	1 Direct Premiums Written	2 Direct Premiums Earned										
1. Fire .....												
2.1 Allied lines .....												
2.2 Multiple peril crop .....												
2.3 Federal flood .....												
3. Farmowners multiple peril .....												
4. Homeowners multiple peril .....												
5.1 Commercial multiple peril (non-liability portion) .....												
5.2 Commercial multiple peril (liability portion) .....												
6. Mortgage guaranty .....												
8. Ocean marine .....												
9. Inland marine .....												
10. Financial guaranty .....												
11. Medical professional liability .....												
12. Earthquake .....												
13. Group accident and health (b) .....												
14. Credit accident and health (group and individual) .....												
15.1 Collectively renewable accident and health (b) .....												
15.2 Non-cancelable accident and health(b) .....												
15.3 Guaranteed renewable accident and health(b) .....												
15.4 Non-renewable for stated reasons only (b) .....												
15.5 Other accident only .....												
15.6 Medicare Title XVIII exempt from state taxes or fees .....												
15.7 All other accident and health (b) .....												
15.8 Federal employees health benefits program premium (b) .....												
16. Workers' compensation .....												
17.1 Other Liability - occurrence .....												
17.2 Other Liability - claims made .....												
17.3 Excess workers' compensation .....												
18. Products liability .....												
19.1 Private passenger auto no-fault (personal injury protection) .....												
19.2 Other private passenger auto liability .....												
19.3 Commercial auto no-fault (personal injury protection) .....												
19.4 Other commercial auto liability .....												
21.1 Private passenger auto physical damage .....												
21.2 Commercial auto physical damage .....												
22. Aircraft (all perils) .....												
23. Fidelity .....												
24. Surety .....												
26. Burglary and theft .....												
27. Boiler and machinery .....												
28. Credit .....												
30. Warranty .....												
34. Aggregate write-ins for other lines of business .....												
35. TOTALS (a) .....												
<b>DETAILS OF WRITE-INS</b>												
3401. ....												
3402. ....												
3403. ....												
3498. Summary of remaining write-ins for Line 34 from overflow page .....												
3499. Totals (Lines 3401 thru 3403 plus 3498)(Line 34 above) .....												

NONE

(a) Finance and service charges not included in Lines 1 to 35 \$ .....  
 (b) For health business on indicated lines report: Number of persons insured under PPO managed care products ..... and number of persons insured under indemnity only products .....

19.HI



ANNUAL STATEMENT FOR THE YEAR 2012 OF THE Bristol West Insurance Company

**EXHIBIT OF PREMIUMS AND LOSSES (Statutory Page 14)**

NAIC Group Code 0212 Direct Business in the state of Idaho During the Year 2012 NAIC Company Code 19658

Line of Business	Gross Premiums, Including Policy and Membership Fees, Less Return Premiums and Premiums on Policies not Taken		3 Dividends Paid or Credited to Policyholders on Direct Business	4 Direct Unearned Premium Reserves	5 Direct Losses Paid (deducting salvage)	6 Direct Losses Incurred	7 Direct Losses Unpaid	8 Direct Defense and Cost Containment Expense Paid	9 Direct Defense and Cost Containment Expense Incurred	10 Direct Defense and Cost Containment Expense Unpaid	11 Commissions and Brokerage Expenses	12 Taxes, Licenses and Fees
	1 Direct Premiums Written	2 Direct Premiums Earned										
1. Fire .....												
2.1 Allied lines .....												
2.2 Multiple peril crop .....												
2.3 Federal flood .....												
3. Farmowners multiple peril .....												
4. Homeowners multiple peril .....												
5.1 Commercial multiple peril (non-liability portion) .....												
5.2 Commercial multiple peril (liability portion) .....												
6. Mortgage guaranty .....												
8. Ocean marine .....												
9. Inland marine .....												
10. Financial guaranty .....												
11. Medical professional liability .....												
12. Earthquake .....												
13. Group accident and health (b) .....												
14. Credit accident and health (group and individual) .....												
15.1 Collectively renewable accident and health (b) .....												
15.2 Non-cancelable accident and health(b) .....												
15.3 Guaranteed renewable accident and health(b) .....												
15.4 Non-renewable for stated reasons only (b) .....												
15.5 Other accident only .....												
15.6 Medicare Title XVIII exempt from state taxes or fees .....												
15.7 All other accident and health (b) .....												
15.8 Federal employees health benefits program premium (b) .....												
16. Workers' compensation .....												
17.1 Other Liability - occurrence .....												
17.2 Other Liability - claims made .....												
17.3 Excess workers' compensation .....												
18. Products liability .....												
19.1 Private passenger auto no-fault (personal injury protection) .....												
19.2 Other private passenger auto liability .....	1,754,822	1,616,126		501,013	916,547	1,121,922	934,573	34,490	15,357	23,544	171,910	30,966
19.3 Commercial auto no-fault (personal injury protection) .....												
19.4 Other commercial auto liability .....												
21.1 Private passenger auto physical damage .....	602,913	567,732		183,659	279,053	292,819	47,945	1,545	(13,877)	555	64,766	10,334
21.2 Commercial auto physical damage .....												
22. Aircraft (all perils) .....												
23. Fidelity .....												
24. Surety .....												
26. Burglary and theft .....												
27. Boiler and machinery .....												
28. Credit .....												
30. Warranty .....												
34. Aggregate write-ins for other lines of business .....												
35. TOTALS (a) .....	2,357,735	2,183,858		684,672	1,195,600	1,414,741	982,518	36,035	1,480	24,099	236,676	41,300
<b>DETAILS OF WRITE-INS</b>												
3401. ....												
3402. ....												
3403. ....												
3498. Summary of remaining write-ins for Line 34 from overflow page .....												
3499. Totals (Lines 3401 thru 3403 plus 3498)(Line 34 above) .....												

(a) Finance and service charges not included in Lines 1 to 35 \$ 133,825

(b) For health business on indicated lines report: Number of persons insured under PPO managed care products ..... and number of persons insured under indemnity only products .....

191D



ANNUAL STATEMENT FOR THE YEAR 2012 OF THE Bristol West Insurance Company

**EXHIBIT OF PREMIUMS AND LOSSES (Statutory Page 14)**

NAIC Group Code 0212 Direct Business in the state of Illinois During the Year 2012 NAIC Company Code 19658

Line of Business	Gross Premiums, Including Policy and Membership Fees, Less Return Premiums and Premiums on Policies not Taken		3 Dividends Paid or Credited to Policyholders on Direct Business	4 Direct Unearned Premium Reserves	5 Direct Losses Paid (deducting salvage)	6 Direct Losses Incurred	7 Direct Losses Unpaid	8 Direct Defense and Cost Containment Expense Paid	9 Direct Defense and Cost Containment Expense Incurred	10 Direct Defense and Cost Containment Expense Unpaid	11 Commissions and Brokerage Expenses	12 Taxes, Licenses and Fees
	1 Direct Premiums Written	2 Direct Premiums Earned										
1. Fire .....												
2.1 Allied lines .....												
2.2 Multiple peril crop .....												
2.3 Federal flood .....												
3. Farmowners multiple peril .....												
4. Homeowners multiple peril .....												
5.1 Commercial multiple peril (non-liability portion) .....												
5.2 Commercial multiple peril (liability portion) .....												
6. Mortgage guaranty .....												
8. Ocean marine .....												
9. Inland marine .....												
10. Financial guaranty .....												
11. Medical professional liability .....												
12. Earthquake .....												
13. Group accident and health (b) .....												
14. Credit accident and health (group and individual) .....												
15.1 Collectively renewable accident and health (b) .....												
15.2 Non-cancelable accident and health(b) .....												
15.3 Guaranteed renewable accident and health(b) .....												
15.4 Non-renewable for stated reasons only (b) .....												
15.5 Other accident only .....												
15.6 Medicare Title XVIII exempt from state taxes or fees .....												
15.7 All other accident and health (b) .....												
15.8 Federal employees health benefits program premium (b) .....												
16. Workers' compensation .....												
17.1 Other Liability - occurrence .....												
17.2 Other Liability - claims made .....												
17.3 Excess workers' compensation .....												
18. Products liability .....												
19.1 Private passenger auto no-fault (personal injury protection) .....												
19.2 Other private passenger auto liability .....	9,306,312	9,121,615		2,688,123	5,805,607	7,040,859	6,490,775	416,020	485,038	638,532	958,939	261,172
19.3 Commercial auto no-fault (personal injury protection) .....												
19.4 Other commercial auto liability .....												
21.1 Private passenger auto physical damage .....	5,367,083	5,318,440		1,577,526	3,288,837	3,236,700	139,585	36,510	89,755	7,702	581,104	150,839
21.2 Commercial auto physical damage .....												
22. Aircraft (all perils) .....												
23. Fidelity .....												
24. Surety .....												
26. Burglary and theft .....												
27. Boiler and machinery .....												
28. Credit .....												
30. Warranty .....												
34. Aggregate write-ins for other lines of business .....												
35. TOTALS (a) .....	14,673,395	14,440,055		4,265,649	9,094,444	10,277,559	6,630,360	452,530	574,793	646,234	1,540,043	412,011
<b>DETAILS OF WRITE-INS</b>												
3401. ....												
3402. ....												
3403. ....												
3498. Summary of remaining write-ins for Line 34 from overflow page .....												
3499. Totals (Lines 3401 thru 3403 plus 3498)(Line 34 above) .....												

(a) Finance and service charges not included in Lines 1 to 35 \$ .....601,936

(b) For health business on indicated lines report: Number of persons insured under PPO managed care products ..... and number of persons insured under indemnity only products .....

19.1L



ANNUAL STATEMENT FOR THE YEAR 2012 OF THE Bristol West Insurance Company

**EXHIBIT OF PREMIUMS AND LOSSES (Statutory Page 14)**

NAIC Group Code 0212 Direct Business in the state of Indiana During the Year 2012 NAIC Company Code 19658

Line of Business	Gross Premiums, Including Policy and Membership Fees, Less Return Premiums and Premiums on Policies not Taken		3 Dividends Paid or Credited to Policyholders on Direct Business	4 Direct Unearned Premium Reserves	5 Direct Losses Paid (deducting salvage)	6 Direct Losses Incurred	7 Direct Losses Unpaid	8 Direct Defense and Cost Containment Expense Paid	9 Direct Defense and Cost Containment Expense Incurred	10 Direct Defense and Cost Containment Expense Unpaid	11 Commissions and Brokerage Expenses	12 Taxes, Licenses and Fees
	1 Direct Premiums Written	2 Direct Premiums Earned										
1. Fire .....												
2.1 Allied lines .....												
2.2 Multiple peril crop .....												
2.3 Federal flood .....												
3. Farmowners multiple peril .....												
4. Homeowners multiple peril .....												
5.1 Commercial multiple peril (non-liability portion) .....												
5.2 Commercial multiple peril (liability portion) .....												
6. Mortgage guaranty .....												
8. Ocean marine .....												
9. Inland marine .....												
10. Financial guaranty .....												
11. Medical professional liability .....												
12. Earthquake .....												
13. Group accident and health (b) .....												
14. Credit accident and health (group and individual) .....												
15.1 Collectively renewable accident and health (b) .....												
15.2 Non-cancelable accident and health(b) .....												
15.3 Guaranteed renewable accident and health(b) .....												
15.4 Non-renewable for stated reasons only (b) .....												
15.5 Other accident only .....												
15.6 Medicare Title XVIII exempt from state taxes or fees .....												
15.7 All other accident and health (b) .....												
15.8 Federal employees health benefits program premium (b) .....												
16. Workers' compensation .....												
17.1 Other Liability - occurrence .....												
17.2 Other Liability - claims made .....												
17.3 Excess workers' compensation .....												
18. Products liability .....												
19.1 Private passenger auto no-fault (personal injury protection) .....												
19.2 Other private passenger auto liability .....	13,545,333	14,229,857		3,212,723	10,658,532	10,546,470	9,452,758	495,670	492,276	1,143,511	1,448,630	206,336
19.3 Commercial auto no-fault (personal injury protection) .....												
19.4 Other commercial auto liability .....												
21.1 Private passenger auto physical damage .....	6,612,200	7,259,721		1,618,913	5,082,030	5,053,221	71,833	56,254	134,295	11,707	746,007	98,447
21.2 Commercial auto physical damage .....												
22. Aircraft (all perils) .....												
23. Fidelity .....												
24. Surety .....												
26. Burglary and theft .....												
27. Boiler and machinery .....												
28. Credit .....												
30. Warranty .....												
34. Aggregate write-ins for other lines of business .....												
35. TOTALS (a) .....	20,157,533	21,489,578		4,831,636	15,740,562	15,599,691	9,524,591	551,924	626,571	1,155,218	2,194,637	304,783
<b>DETAILS OF WRITE-INS</b>												
3401. ....												
3402. ....												
3403. ....												
3498. Summary of remaining write-ins for Line 34 from overflow page .....												
3499. Totals (Lines 3401 thru 3403 plus 3498)(Line 34 above) .....												

(a) Finance and service charges not included in Lines 1 to 35 \$ 1,242,140

(b) For health business on indicated lines report: Number of persons insured under PPO managed care products ..... and number of persons insured under indemnity only products .....

191



ANNUAL STATEMENT FOR THE YEAR 2012 OF THE Bristol West Insurance Company

**EXHIBIT OF PREMIUMS AND LOSSES (Statutory Page 14)**

NAIC Group Code 0212 Direct Business in the state of Iowa During the Year 2012 NAIC Company Code 19658

Line of Business	Gross Premiums, Including Policy and Membership Fees, Less Return Premiums and Premiums on Policies not Taken		3 Dividends Paid or Credited to Policyholders on Direct Business	4 Direct Unearned Premium Reserves	5 Direct Losses Paid (deducting salvage)	6 Direct Losses Incurred	7 Direct Losses Unpaid	8 Direct Defense and Cost Containment Expense Paid	9 Direct Defense and Cost Containment Expense Incurred	10 Direct Defense and Cost Containment Expense Unpaid	11 Commissions and Brokerage Expenses	12 Taxes, Licenses and Fees
	1 Direct Premiums Written	2 Direct Premiums Earned										
1. Fire .....												
2.1 Allied lines .....												
2.2 Multiple peril crop .....												
2.3 Federal flood .....												
3. Farmowners multiple peril .....												
4. Homeowners multiple peril .....												
5.1 Commercial multiple peril (non-liability portion) .....												
5.2 Commercial multiple peril (liability portion) .....												
6. Mortgage guaranty .....												
8. Ocean marine .....												
9. Inland marine .....												
10. Financial guaranty .....												
11. Medical professional liability .....												
12. Earthquake .....												
13. Group accident and health (b) .....												
14. Credit accident and health (group and individual) .....												
15.1 Collectively renewable accident and health (b) .....												
15.2 Non-cancelable accident and health(b) .....												
15.3 Guaranteed renewable accident and health(b) .....												
15.4 Non-renewable for stated reasons only (b) .....												
15.5 Other accident only .....												
15.6 Medicare Title XVIII exempt from state taxes or fees .....												
15.7 All other accident and health (b) .....												
15.8 Federal employees health benefits program premium (b) .....												
16. Workers' compensation .....												
17.1 Other Liability - occurrence .....												
17.2 Other Liability - claims made .....												
17.3 Excess workers' compensation .....												
18. Products liability .....												
19.1 Private passenger auto no-fault (personal injury protection) .....												
19.2 Other private passenger auto liability .....	2,019,839	2,063,063		515,403	1,008,388	834,806	1,275,911	55,013	(36,925)	63,976	215,562	49,066
19.3 Commercial auto no-fault (personal injury protection) .....												
19.4 Other commercial auto liability .....												
21.1 Private passenger auto physical damage .....	1,212,208	1,248,135		303,230	717,721	724,049	55,822	4,580	8,238	435	130,168	25,077
21.2 Commercial auto physical damage .....												
22. Aircraft (all perils) .....												
23. Fidelity .....												
24. Surety .....												
26. Burglary and theft .....												
27. Boiler and machinery .....												
28. Credit .....												
30. Warranty .....												
34. Aggregate write-ins for other lines of business .....												
35. TOTALS (a) .....	3,232,047	3,311,198		818,633	1,726,109	1,558,855	1,331,733	59,593	(28,687)	64,411	345,730	74,143
<b>DETAILS OF WRITE-INS</b>												
3401. ....												
3402. ....												
3403. ....												
3498. Summary of remaining write-ins for Line 34 from overflow page .....												
3499. Totals (Lines 3401 thru 3403 plus 3498)(Line 34 above) .....												

(a) Finance and service charges not included in Lines 1 to 35 \$ 155,541

(b) For health business on indicated lines report: Number of persons insured under PPO managed care products ..... and number of persons insured under indemnity only products .....

191A



ANNUAL STATEMENT FOR THE YEAR 2012 OF THE Bristol West Insurance Company

**EXHIBIT OF PREMIUMS AND LOSSES (Statutory Page 14)**

NAIC Group Code 0212 Direct Business in the state of Kansas During the Year 2012 NAIC Company Code 19658

Line of Business	Gross Premiums, Including Policy and Membership Fees, Less Return Premiums and Premiums on Policies not Taken		3 Dividends Paid or Credited to Policyholders on Direct Business	4 Direct Unearned Premium Reserves	5 Direct Losses Paid (deducting salvage)	6 Direct Losses Incurred	7 Direct Losses Unpaid	8 Direct Defense and Cost Containment Expense Paid	9 Direct Defense and Cost Containment Expense Incurred	10 Direct Defense and Cost Containment Expense Unpaid	11 Commissions and Brokerage Expenses	12 Taxes, Licenses and Fees
	1 Direct Premiums Written	2 Direct Premiums Earned										
1. Fire .....												
2.1 Allied lines .....												
2.2 Multiple peril crop .....												
2.3 Federal flood .....												
3. Farmowners multiple peril .....												
4. Homeowners multiple peril .....												
5.1 Commercial multiple peril (non-liability portion) .....												
5.2 Commercial multiple peril (liability portion) .....												
6. Mortgage guaranty .....												
8. Ocean marine .....												
9. Inland marine .....												
10. Financial guaranty .....												
11. Medical professional liability .....												
12. Earthquake .....												
13. Group accident and health (b) .....												
14. Credit accident and health (group and individual) .....												
15.1 Collectively renewable accident and health (b) .....												
15.2 Non-cancelable accident and health(b) .....												
15.3 Guaranteed renewable accident and health(b) .....												
15.4 Non-renewable for stated reasons only (b) .....												
15.5 Other accident only .....												
15.6 Medicare Title XVIII exempt from state taxes or fees .....												
15.7 All other accident and health (b) .....												
15.8 Federal employees health benefits program premium (b) .....												
16. Workers' compensation .....												
17.1 Other Liability - occurrence .....												
17.2 Other Liability - claims made .....												
17.3 Excess workers' compensation .....												
18. Products liability .....												
19.1 Private passenger auto no-fault (personal injury protection) .....	585,994	518,355		203,584	245,991	230,264	(16,712)	295	(6,733)	2,702	62,506	8,603
19.2 Other private passenger auto liability .....	2,589,064	2,327,008		887,739	1,243,540	1,219,240	937,619	2,392	(91,105)	40,593	273,069	40,698
19.3 Commercial auto no-fault (personal injury protection) .....												
19.4 Other commercial auto liability .....												
21.1 Private passenger auto physical damage .....	1,566,095	1,553,815		495,990	1,024,596	1,020,347	51,596	5,370	12,088	1,158	165,287	21,982
21.2 Commercial auto physical damage .....												
22. Aircraft (all perils) .....												
23. Fidelity .....												
24. Surety .....												
26. Burglary and theft .....												
27. Boiler and machinery .....												
28. Credit .....												
30. Warranty .....												
34. Aggregate write-ins for other lines of business .....												
35. TOTALS (a) .....	4,741,153	4,399,178		1,587,313	2,514,127	2,469,851	972,503	8,057	(85,750)	44,453	500,862	71,283
<b>DETAILS OF WRITE-INS</b>												
3401. ....												
3402. ....												
3403. ....												
3498. Summary of remaining write-ins for Line 34 from overflow page .....												
3499. Totals (Lines 3401 thru 3403 plus 3498)(Line 34 above) .....												

(a) Finance and service charges not included in Lines 1 to 35 \$ 229,795

(b) For health business on indicated lines report: Number of persons insured under PPO managed care products ..... and number of persons insured under indemnity only products .....

19 KS



ANNUAL STATEMENT FOR THE YEAR 2012 OF THE Bristol West Insurance Company

**EXHIBIT OF PREMIUMS AND LOSSES (Statutory Page 14)**

NAIC Group Code 0212 Direct Business in the state of Kentucky During the Year 2012 NAIC Company Code 19658

Line of Business	Gross Premiums, Including Policy and Membership Fees, Less Return Premiums and Premiums on Policies not Taken		3 Dividends Paid or Credited to Policyholders on Direct Business	4 Direct Unearned Premium Reserves	5 Direct Losses Paid (deducting salvage)	6 Direct Losses Incurred	7 Direct Losses Unpaid	8 Direct Defense and Cost Containment Expense Paid	9 Direct Defense and Cost Containment Expense Incurred	10 Direct Defense and Cost Containment Expense Unpaid	11 Commissions and Brokerage Expenses	12 Taxes, Licenses and Fees
	1 Direct Premiums Written	2 Direct Premiums Earned										
1. Fire .....												
2.1 Allied lines .....												
2.2 Multiple peril crop .....												
2.3 Federal flood .....												
3. Farmowners multiple peril .....												
4. Homeowners multiple peril .....												
5.1 Commercial multiple peril (non-liability portion) .....												
5.2 Commercial multiple peril (liability portion) .....												
6. Mortgage guaranty .....												
8. Ocean marine .....												
9. Inland marine .....												
10. Financial guaranty .....												
11. Medical professional liability .....												
12. Earthquake .....												
13. Group accident and health (b) .....												
14. Credit accident and health (group and individual) .....												
15.1 Collectively renewable accident and health (b) .....												
15.2 Non-cancelable accident and health(b) .....												
15.3 Guaranteed renewable accident and health(b) .....												
15.4 Non-renewable for stated reasons only (b) .....												
15.5 Other accident only .....												
15.6 Medicare Title XVIII exempt from state taxes or fees .....												
15.7 All other accident and health (b) .....												
15.8 Federal employees health benefits program premium (b) .....												
16. Workers' compensation .....												
17.1 Other Liability - occurrence .....												
17.2 Other Liability - claims made .....												
17.3 Excess workers' compensation .....												
18. Products liability .....												
19.1 Private passenger auto no-fault (personal injury protection) .....	1,976,361	1,976,090		470,448	1,096,355	733,323	(642,772)	19,341	(43,106)	23,355	235,657	72,472
19.2 Other private passenger auto liability .....	6,335,121	6,275,179		1,526,222	3,655,972	4,482,614	3,504,013	149,338	(7,739)	227,233	743,814	237,479
19.3 Commercial auto no-fault (personal injury protection) .....												
19.4 Other commercial auto liability .....												
21.1 Private passenger auto physical damage .....	2,086,825	1,933,741		525,987	1,247,077	1,236,808	49,794	15,535	18,180	10,508	248,091	76,691
21.2 Commercial auto physical damage .....												
22. Aircraft (all perils) .....												
23. Fidelity .....												
24. Surety .....												
26. Burglary and theft .....												
27. Boiler and machinery .....												
28. Credit .....												
30. Warranty .....												
34. Aggregate write-ins for other lines of business .....												
35. TOTALS (a) .....	10,398,307	10,185,010		2,522,657	5,999,404	6,452,745	2,911,035	184,214	(32,665)	261,096	1,227,562	386,642
<b>DETAILS OF WRITE-INS</b>												
3401. ....												
3402. ....												
3403. ....												
3498. Summary of remaining write-ins for Line 34 from overflow page .....												
3499. Totals (Lines 3401 thru 3403 plus 3498)(Line 34 above) .....												

(a) Finance and service charges not included in Lines 1 to 35 \$ 579,355

(b) For health business on indicated lines report: Number of persons insured under PPO managed care products ..... and number of persons insured under indemnity only products .....

19 KY



ANNUAL STATEMENT FOR THE YEAR 2012 OF THE Bristol West Insurance Company

EXHIBIT OF PREMIUMS AND LOSSES (Statutory Page 14)

NAIC Group Code 0212

Direct Business in the state of Louisiana

During the Year 2012

NAIC Company Code 19658

Line of Business	Gross Premiums, Including Policy and Membership Fees, Less Return Premiums and Premiums on Policies not Taken		3 Dividends Paid or Credited to Policyholders on Direct Business	4 Direct Unearned Premium Reserves	5 Direct Losses Paid (deducting salvage)	6 Direct Losses Incurred	7 Direct Losses Unpaid	8 Direct Defense and Cost Containment Expense Paid	9 Direct Defense and Cost Containment Expense Incurred	10 Direct Defense and Cost Containment Expense Unpaid	11 Commissions and Brokerage Expenses	12 Taxes, Licenses and Fees
	1 Direct Premiums Written	2 Direct Premiums Earned										
1. Fire .....												
2.1 Allied lines .....												
2.2 Multiple peril crop .....												
2.3 Federal flood .....												
3. Farmowners multiple peril .....												
4. Homeowners multiple peril .....												
5.1 Commercial multiple peril (non-liability portion) .....												
5.2 Commercial multiple peril (liability portion) .....												
6. Mortgage guaranty .....												
8. Ocean marine .....												
9. Inland marine .....												
10. Financial guaranty .....												
11. Medical professional liability .....												
12. Earthquake .....												
13. Group accident and health (b) .....												
14. Credit accident and health (group and individual) .....												
15.1 Collectively renewable accident and health (b) .....												
15.2 Non-cancelable accident and health(b) .....												
15.3 Guaranteed renewable accident and health(b) .....												
15.4 Non-renewable for stated reasons only (b) .....												
15.5 Other accident only .....												
15.6 Medicare Title XVIII exempt from state taxes or fees .....												
15.7 All other accident and health (b) .....												
15.8 Federal employees health benefits program premium (b) .....												
16. Workers' compensation .....												
17.1 Other Liability - occurrence .....												
17.2 Other Liability - claims made .....												
17.3 Excess workers' compensation .....												
18. Products liability .....												
19.1 Private passenger auto no-fault (personal injury protection) .....												
19.2 Other private passenger auto liability .....												
19.3 Commercial auto no-fault (personal injury protection) .....												
19.4 Other commercial auto liability .....												
21.1 Private passenger auto physical damage .....												
21.2 Commercial auto physical damage .....												
22. Aircraft (all perils) .....												
23. Fidelity .....												
24. Surety .....												
26. Burglary and theft .....												
27. Boiler and machinery .....												
28. Credit .....												
30. Warranty .....												
34. Aggregate write-ins for other lines of business .....												
35. TOTALS (a) .....												
DETAILS OF WRITE-INS												
3401. ....												
3402. ....												
3403. ....												
3498. Summary of remaining write-ins for Line 34 from overflow page .....												
3499. Totals (Lines 3401 thru 3403 plus 3498)(Line 34 above) .....												

NONE

(a) Finance and service charges not included in Lines 1 to 35 \$ .....

(b) For health business on indicated lines report: Number of persons insured under PPO managed care products ..... and number of persons insured under indemnity only products .....

19.LA



ANNUAL STATEMENT FOR THE YEAR 2012 OF THE Bristol West Insurance Company

**EXHIBIT OF PREMIUMS AND LOSSES (Statutory Page 14)**

NAIC Group Code 0212 Direct Business in the state of Maine During the Year 2012 NAIC Company Code 19658

Line of Business	Gross Premiums, Including Policy and Membership Fees, Less Return Premiums and Premiums on Policies not Taken		3 Dividends Paid or Credited to Policyholders on Direct Business	4 Direct Unearned Premium Reserves	5 Direct Losses Paid (deducting salvage)	6 Direct Losses Incurred	7 Direct Losses Unpaid	8 Direct Defense and Cost Containment Expense Paid	9 Direct Defense and Cost Containment Expense Incurred	10 Direct Defense and Cost Containment Expense Unpaid	11 Commissions and Brokerage Expenses	12 Taxes, Licenses and Fees
	1 Direct Premiums Written	2 Direct Premiums Earned										
1. Fire .....												
2.1 Allied lines .....												
2.2 Multiple peril crop .....												
2.3 Federal flood .....												
3. Farmowners multiple peril .....												
4. Homeowners multiple peril .....												
5.1 Commercial multiple peril (non-liability portion) .....												
5.2 Commercial multiple peril (liability portion) .....												
6. Mortgage guaranty .....												
8. Ocean marine .....												
9. Inland marine .....												
10. Financial guaranty .....												
11. Medical professional liability .....												
12. Earthquake .....												
13. Group accident and health (b) .....												
14. Credit accident and health (group and individual) .....												
15.1 Collectively renewable accident and health (b) .....												
15.2 Non-cancelable accident and health(b) .....												
15.3 Guaranteed renewable accident and health(b) .....												
15.4 Non-renewable for stated reasons only (b) .....												
15.5 Other accident only .....												
15.6 Medicare Title XVIII exempt from state taxes or fees .....												
15.7 All other accident and health (b) .....												
15.8 Federal employees health benefits program premium (b) .....												
16. Workers' compensation .....												
17.1 Other Liability - occurrence .....												
17.2 Other Liability - claims made .....												
17.3 Excess workers' compensation .....												
18. Products liability .....												
19.1 Private passenger auto no-fault (personal injury protection) .....												
19.2 Other private passenger auto liability .....	2,995,052	3,324,818		717,013	2,117,486	1,501,590	2,082,913	79,969	63,218	133,478	372,692	99,814
19.3 Commercial auto no-fault (personal injury protection) .....												
19.4 Other commercial auto liability .....												
21.1 Private passenger auto physical damage .....	1,168,531	1,242,136		297,384	746,204	687,042	31,313	16,106	32,622	5,894	142,403	38,221
21.2 Commercial auto physical damage .....												
22. Aircraft (all perils) .....												
23. Fidelity .....												
24. Surety .....												
26. Burglary and theft .....												
27. Boiler and machinery .....												
28. Credit .....												
30. Warranty .....												
34. Aggregate write-ins for other lines of business .....												
35. TOTALS (a) .....	4,163,583	4,566,954		1,014,397	2,863,690	2,188,632	2,114,226	96,075	95,840	139,372	515,095	138,035
<b>DETAILS OF WRITE-INS</b>												
3401. ....												
3402. ....												
3403. ....												
3498. Summary of remaining write-ins for Line 34 from overflow page .....												
3499. Totals (Lines 3401 thru 3403 plus 3498)(Line 34 above) .....												

(a) Finance and service charges not included in Lines 1 to 35 \$ 183,801

(b) For health business on indicated lines report: Number of persons insured under PPO managed care products ..... and number of persons insured under indemnity only products .....

19 ME



ANNUAL STATEMENT FOR THE YEAR 2012 OF THE Bristol West Insurance Company

**EXHIBIT OF PREMIUMS AND LOSSES (Statutory Page 14)**

NAIC Group Code 0212 Direct Business in the state of Maryland During the Year 2012 NAIC Company Code 19658

Line of Business	Gross Premiums, Including Policy and Membership Fees, Less Return Premiums and Premiums on Policies not Taken		3 Dividends Paid or Credited to Policyholders on Direct Business	4 Direct Unearned Premium Reserves	5 Direct Losses Paid (deducting salvage)	6 Direct Losses Incurred	7 Direct Losses Unpaid	8 Direct Defense and Cost Containment Expense Paid	9 Direct Defense and Cost Containment Expense Incurred	10 Direct Defense and Cost Containment Expense Unpaid	11 Commissions and Brokerage Expenses	12 Taxes, Licenses and Fees
	1 Direct Premiums Written	2 Direct Premiums Earned										
1. Fire .....												
2.1 Allied lines .....												
2.2 Multiple peril crop .....												
2.3 Federal flood .....												
3. Farmowners multiple peril .....												
4. Homeowners multiple peril .....												
5.1 Commercial multiple peril (non-liability portion) .....												
5.2 Commercial multiple peril (liability portion) .....												
6. Mortgage guaranty .....												
8. Ocean marine .....												
9. Inland marine .....												
10. Financial guaranty .....												
11. Medical professional liability .....												
12. Earthquake .....												
13. Group accident and health (b) .....												
14. Credit accident and health (group and individual) .....												
15.1 Collectively renewable accident and health (b) .....												
15.2 Non-cancelable accident and health(b) .....												
15.3 Guaranteed renewable accident and health(b) .....												
15.4 Non-renewable for stated reasons only (b) .....												
15.5 Other accident only .....												
15.6 Medicare Title XVIII exempt from state taxes or fees .....												
15.7 All other accident and health (b) .....												
15.8 Federal employees health benefits program premium (b) .....												
16. Workers' compensation .....												
17.1 Other Liability - occurrence .....												
17.2 Other Liability - claims made .....												
17.3 Excess workers' compensation .....												
18. Products liability .....												
19.1 Private passenger auto no-fault (personal injury protection) .....												
19.2 Other private passenger auto liability .....												
19.3 Commercial auto no-fault (personal injury protection) .....												
19.4 Other commercial auto liability .....												
21.1 Private passenger auto physical damage .....												
21.2 Commercial auto physical damage .....												
22. Aircraft (all perils) .....												
23. Fidelity .....												
24. Surety .....												
26. Burglary and theft .....												
27. Boiler and machinery .....												
28. Credit .....												
30. Warranty .....												
34. Aggregate write-ins for other lines of business .....												
35. TOTALS (a) .....												
<b>DETAILS OF WRITE-INS</b>												
3401. ....												
3402. ....												
3403. ....												
3498. Summary of remaining write-ins for Line 34 from overflow page .....												
3499. Totals (Lines 3401 thru 3403 plus 3498)(Line 34 above) .....												

NONE

(a) Finance and service charges not included in Lines 1 to 35 \$ .....  
 (b) For health business on indicated lines report: Number of persons insured under PPO managed care products ..... and number of persons insured under indemnity only products .....

19.MD



ANNUAL STATEMENT FOR THE YEAR 2012 OF THE Bristol West Insurance Company

**EXHIBIT OF PREMIUMS AND LOSSES (Statutory Page 14)**

NAIC Group Code 0212 Direct Business in the state of Michigan During the Year 2012 NAIC Company Code 19658

Line of Business	Gross Premiums, Including Policy and Membership Fees, Less Return Premiums and Premiums on Policies not Taken		3 Dividends Paid or Credited to Policyholders on Direct Business	4 Direct Unearned Premium Reserves	5 Direct Losses Paid (deducting salvage)	6 Direct Losses Incurred	7 Direct Losses Unpaid	8 Direct Defense and Cost Containment Expense Paid	9 Direct Defense and Cost Containment Expense Incurred	10 Direct Defense and Cost Containment Expense Unpaid	11 Commissions and Brokerage Expenses	12 Taxes, Licenses and Fees
	1 Direct Premiums Written	2 Direct Premiums Earned										
1. Fire .....												
2.1 Allied lines .....												
2.2 Multiple peril crop .....												
2.3 Federal flood .....												
3. Farmowners multiple peril .....												
4. Homeowners multiple peril .....												
5.1 Commercial multiple peril (non-liability portion) .....												
5.2 Commercial multiple peril (liability portion) .....												
6. Mortgage guaranty .....												
8. Ocean marine .....												
9. Inland marine .....												
10. Financial guaranty .....												
11. Medical professional liability .....												
12. Earthquake .....												
13. Group accident and health (b) .....												
14. Credit accident and health (group and individual) .....												
15.1 Collectively renewable accident and health (b) .....												
15.2 Non-cancelable accident and health(b) .....												
15.3 Guaranteed renewable accident and health(b) .....												
15.4 Non-renewable for stated reasons only (b) .....												
15.5 Other accident only .....												
15.6 Medicare Title XVIII exempt from state taxes or fees .....												
15.7 All other accident and health (b) .....												
15.8 Federal employees health benefits program premium (b) .....												
16. Workers' compensation .....												
17.1 Other Liability - occurrence .....												
17.2 Other Liability - claims made .....												
17.3 Excess workers' compensation .....												
18. Products liability .....												
19.1 Private passenger auto no-fault (personal injury protection) .....	1,829,070	2,082,167		1,091,065	6,515,312	5,281,905	14,290,953	309,010	220,651	275,722	160,943	27,481
19.2 Other private passenger auto liability .....	479,619	581,877		279,696	528,789	401,176	544,990	92,425	114,510	140,229	58,379	7,624
19.3 Commercial auto no-fault (personal injury protection) .....												
19.4 Other commercial auto liability .....												
21.1 Private passenger auto physical damage .....	1,026,968	1,233,177		614,723	518,556	445,264	26,560	3,482	3,509	2,295	119,025	14,732
21.2 Commercial auto physical damage .....												
22. Aircraft (all perils) .....												
23. Fidelity .....												
24. Surety .....												
26. Burglary and theft .....												
27. Boiler and machinery .....												
28. Credit .....												
30. Warranty .....												
34. Aggregate write-ins for other lines of business .....												
35. TOTALS (a) .....	3,335,657	3,897,221		1,985,484	7,562,657	6,128,345	14,862,503	404,917	338,670	418,246	338,347	49,837
<b>DETAILS OF WRITE-INS</b>												
3401. ....												
3402. ....												
3403. ....												
3498. Summary of remaining write-ins for Line 34 from overflow page .....												
3499. Totals (Lines 3401 thru 3403 plus 3498)(Line 34 above) .....												

(a) Finance and service charges not included in Lines 1 to 35 \$ 163,176

(b) For health business on indicated lines report: Number of persons insured under PPO managed care products ..... and number of persons insured under indemnity only products .....

19.MI



ANNUAL STATEMENT FOR THE YEAR 2012 OF THE Bristol West Insurance Company

**EXHIBIT OF PREMIUMS AND LOSSES (Statutory Page 14)**

NAIC Group Code 0212 Direct Business in the state of Missouri During the Year 2012 NAIC Company Code 19658

Line of Business	Gross Premiums, Including Policy and Membership Fees, Less Return Premiums and Premiums on Policies not Taken		3 Dividends Paid or Credited to Policyholders on Direct Business	4 Direct Unearned Premium Reserves	5 Direct Losses Paid (deducting salvage)	6 Direct Losses Incurred	7 Direct Losses Unpaid	8 Direct Defense and Cost Containment Expense Paid	9 Direct Defense and Cost Containment Expense Incurred	10 Direct Defense and Cost Containment Expense Unpaid	11 Commissions and Brokerage Expenses	12 Taxes, Licenses and Fees
	1 Direct Premiums Written	2 Direct Premiums Earned										
1. Fire .....												
2.1 Allied lines .....												
2.2 Multiple peril crop .....												
2.3 Federal flood .....												
3. Farmowners multiple peril .....												
4. Homeowners multiple peril .....												
5.1 Commercial multiple peril (non-liability portion) .....												
5.2 Commercial multiple peril (liability portion) .....												
6. Mortgage guaranty .....												
8. Ocean marine .....												
9. Inland marine .....												
10. Financial guaranty .....												
11. Medical professional liability .....												
12. Earthquake .....												
13. Group accident and health (b) .....												
14. Credit accident and health (group and individual) .....												
15.1 Collectively renewable accident and health (b) .....												
15.2 Non-cancelable accident and health(b) .....												
15.3 Guaranteed renewable accident and health(b) .....												
15.4 Non-renewable for stated reasons only (b) .....												
15.5 Other accident only .....												
15.6 Medicare Title XVIII exempt from state taxes or fees .....												
15.7 All other accident and health (b) .....												
15.8 Federal employees health benefits program premium (b) .....												
16. Workers' compensation .....												
17.1 Other Liability - occurrence .....												
17.2 Other Liability - claims made .....												
17.3 Excess workers' compensation .....												
18. Products liability .....												
19.1 Private passenger auto no-fault (personal injury protection) .....												
19.2 Other private passenger auto liability .....	6,839,516	6,395,018		2,003,006	3,932,586	3,614,339	3,311,955	154,016	231,611	418,140	731,994	147,369
19.3 Commercial auto no-fault (personal injury protection) .....												
19.4 Other commercial auto liability .....												
21.1 Private passenger auto physical damage .....	2,637,449	2,531,395		758,732	1,158,165	1,142,525	72,837	8,631	21,693	3,884	283,955	56,363
21.2 Commercial auto physical damage .....												
22. Aircraft (all perils) .....												
23. Fidelity .....												
24. Surety .....												
26. Burglary and theft .....												
27. Boiler and machinery .....												
28. Credit .....												
30. Warranty .....												
34. Aggregate write-ins for other lines of business .....												
35. TOTALS (a) .....	9,476,965	8,926,413		2,761,738	5,090,751	4,756,864	3,384,792	162,647	253,304	422,024	1,015,949	203,732
<b>DETAILS OF WRITE-INS</b>												
3401. ....												
3402. ....												
3403. ....												
3498. Summary of remaining write-ins for Line 34 from overflow page .....												
3499. Totals (Lines 3401 thru 3403 plus 3498)(Line 34 above) .....												

(a) Finance and service charges not included in Lines 1 to 35 \$ 553,480

(b) For health business on indicated lines report: Number of persons insured under PPO managed care products ..... and number of persons insured under indemnity only products .....

19 MO



ANNUAL STATEMENT FOR THE YEAR 2012 OF THE Bristol West Insurance Company

**EXHIBIT OF PREMIUMS AND LOSSES (Statutory Page 14)**

NAIC Group Code 0212 Direct Business in the state of Montana During the Year 2012 NAIC Company Code 19658

Line of Business	Gross Premiums, Including Policy and Membership Fees, Less Return Premiums and Premiums on Policies not Taken		3 Dividends Paid or Credited to Policyholders on Direct Business	4 Direct Unearned Premium Reserves	5 Direct Losses Paid (deducting salvage)	6 Direct Losses Incurred	7 Direct Losses Unpaid	8 Direct Defense and Cost Containment Expense Paid	9 Direct Defense and Cost Containment Expense Incurred	10 Direct Defense and Cost Containment Expense Unpaid	11 Commissions and Brokerage Expenses	12 Taxes, Licenses and Fees
	1 Direct Premiums Written	2 Direct Premiums Earned										
1. Fire .....												
2.1 Allied lines .....												
2.2 Multiple peril crop .....												
2.3 Federal flood .....												
3. Farmowners multiple peril .....												
4. Homeowners multiple peril .....												
5.1 Commercial multiple peril (non-liability portion) .....												
5.2 Commercial multiple peril (liability portion) .....												
6. Mortgage guaranty .....												
8. Ocean marine .....												
9. Inland marine .....												
10. Financial guaranty .....												
11. Medical professional liability .....												
12. Earthquake .....												
13. Group accident and health (b) .....												
14. Credit accident and health (group and individual) .....												
15.1 Collectively renewable accident and health (b) .....												
15.2 Non-cancelable accident and health(b) .....												
15.3 Guaranteed renewable accident and health(b) .....												
15.4 Non-renewable for stated reasons only (b) .....												
15.5 Other accident only .....												
15.6 Medicare Title XVIII exempt from state taxes or fees .....												
15.7 All other accident and health (b) .....												
15.8 Federal employees health benefits program premium (b) .....												
16. Workers' compensation .....												
17.1 Other Liability - occurrence .....												
17.2 Other Liability - claims made .....												
17.3 Excess workers' compensation .....												
18. Products liability .....												
19.1 Private passenger auto no-fault (personal injury protection) .....												
19.2 Other private passenger auto liability .....	2,850,159	2,715,793		817,957	1,320,893	1,850,613	1,462,398	24,599	(16,895)	59,234	291,535	99,392
19.3 Commercial auto no-fault (personal injury protection) .....												
19.4 Other commercial auto liability .....												
21.1 Private passenger auto physical damage .....	1,556,694	1,503,785		455,900	972,548	1,001,656	155,619	5,864	7,305	552	170,690	55,140
21.2 Commercial auto physical damage .....												
22. Aircraft (all perils) .....												
23. Fidelity .....												
24. Surety .....												
26. Burglary and theft .....												
27. Boiler and machinery .....												
28. Credit .....												
30. Warranty .....												
34. Aggregate write-ins for other lines of business .....												
35. TOTALS (a) .....	4,406,853	4,219,578		1,273,857	2,293,441	2,852,269	1,618,017	30,463	(9,590)	59,786	462,225	154,532
<b>DETAILS OF WRITE-INS</b>												
3401. ....												
3402. ....												
3403. ....												
3498. Summary of remaining write-ins for Line 34 from overflow page .....												
3499. Totals (Lines 3401 thru 3403 plus 3498)(Line 34 above) .....												

(a) Finance and service charges not included in Lines 1 to 35 \$ 148,969  
 (b) For health business on indicated lines report: Number of persons insured under PPO managed care products ..... and number of persons insured under indemnity only products .....

19 MT



ANNUAL STATEMENT FOR THE YEAR 2012 OF THE Bristol West Insurance Company

**EXHIBIT OF PREMIUMS AND LOSSES (Statutory Page 14)**

NAIC Group Code 0212 Direct Business in the state of Nebraska During the Year 2012 NAIC Company Code 19658

Line of Business	Gross Premiums, Including Policy and Membership Fees, Less Return Premiums and Premiums on Policies not Taken		3 Dividends Paid or Credited to Policyholders on Direct Business	4 Direct Unearned Premium Reserves	5 Direct Losses Paid (deducting salvage)	6 Direct Losses Incurred	7 Direct Losses Unpaid	8 Direct Defense and Cost Containment Expense Paid	9 Direct Defense and Cost Containment Expense Incurred	10 Direct Defense and Cost Containment Expense Unpaid	11 Commissions and Brokerage Expenses	12 Taxes, Licenses and Fees
	1 Direct Premiums Written	2 Direct Premiums Earned										
1. Fire .....												
2.1 Allied lines .....												
2.2 Multiple peril crop .....												
2.3 Federal flood .....												
3. Farmowners multiple peril .....												
4. Homeowners multiple peril .....												
5.1 Commercial multiple peril (non-liability portion) .....												
5.2 Commercial multiple peril (liability portion) .....												
6. Mortgage guaranty .....												
8. Ocean marine .....												
9. Inland marine .....												
10. Financial guaranty .....												
11. Medical professional liability .....												
12. Earthquake .....												
13. Group accident and health (b) .....												
14. Credit accident and health (group and individual) .....												
15.1 Collectively renewable accident and health (b) .....												
15.2 Non-cancelable accident and health(b) .....												
15.3 Guaranteed renewable accident and health(b) .....												
15.4 Non-renewable for stated reasons only (b) .....												
15.5 Other accident only .....												
15.6 Medicare Title XVIII exempt from state taxes or fees .....												
15.7 All other accident and health (b) .....												
15.8 Federal employees health benefits program premium (b) .....												
16. Workers' compensation .....												
17.1 Other Liability - occurrence .....												
17.2 Other Liability - claims made .....												
17.3 Excess workers' compensation .....												
18. Products liability .....												
19.1 Private passenger auto no-fault (personal injury protection) .....												
19.2 Other private passenger auto liability .....	3,361,940	3,493,777		837,028	2,781,281	2,070,693	2,478,404	157,961	67,448	195,041	355,550	63,467
19.3 Commercial auto no-fault (personal injury protection) .....												
19.4 Other commercial auto liability .....												
21.1 Private passenger auto physical damage .....	1,291,577	1,347,783		321,873	728,019	714,442	53,403	2,981	9,109	1,179	141,967	23,645
21.2 Commercial auto physical damage .....												
22. Aircraft (all perils) .....												
23. Fidelity .....												
24. Surety .....												
26. Burglary and theft .....												
27. Boiler and machinery .....												
28. Credit .....												
30. Warranty .....												
34. Aggregate write-ins for other lines of business .....												
35. TOTALS (a) .....	4,653,517	4,841,560		1,158,901	3,509,300	2,785,135	2,531,807	160,942	76,557	196,220	497,517	87,112
<b>DETAILS OF WRITE-INS</b>												
3401. ....												
3402. ....												
3403. ....												
3498. Summary of remaining write-ins for Line 34 from overflow page .....												
3499. Totals (Lines 3401 thru 3403 plus 3498)(Line 34 above) .....												

(a) Finance and service charges not included in Lines 1 to 35 \$ 128,113  
 (b) For health business on indicated lines report: Number of persons insured under PPO managed care products ..... and number of persons insured under indemnity only products .....

19 NIE



ANNUAL STATEMENT FOR THE YEAR 2012 OF THE Bristol West Insurance Company

**EXHIBIT OF PREMIUMS AND LOSSES (Statutory Page 14)**

NAIC Group Code 0212 Direct Business in the state of New Hampshire During the Year 2012 NAIC Company Code 19658

Line of Business	Gross Premiums, Including Policy and Membership Fees, Less Return Premiums and Premiums on Policies not Taken		3 Dividends Paid or Credited to Policyholders on Direct Business	4 Direct Unearned Premium Reserves	5 Direct Losses Paid (deducting salvage)	6 Direct Losses Incurred	7 Direct Losses Unpaid	8 Direct Defense and Cost Containment Expense Paid	9 Direct Defense and Cost Containment Expense Incurred	10 Direct Defense and Cost Containment Expense Unpaid	11 Commissions and Brokerage Expenses	12 Taxes, Licenses and Fees
	1 Direct Premiums Written	2 Direct Premiums Earned										
1. Fire .....												
2.1 Allied lines .....												
2.2 Multiple peril crop .....												
2.3 Federal flood .....												
3. Farmowners multiple peril .....												
4. Homeowners multiple peril .....												
5.1 Commercial multiple peril (non-liability portion) .....												
5.2 Commercial multiple peril (liability portion) .....												
6. Mortgage guaranty .....												
8. Ocean marine .....												
9. Inland marine .....												
10. Financial guaranty .....												
11. Medical professional liability .....												
12. Earthquake .....												
13. Group accident and health (b) .....												
14. Credit accident and health (group and individual) .....												
15.1 Collectively renewable accident and health (b) .....												
15.2 Non-cancelable accident and health(b) .....												
15.3 Guaranteed renewable accident and health(b) .....												
15.4 Non-renewable for stated reasons only (b) .....												
15.5 Other accident only .....												
15.6 Medicare Title XVIII exempt from state taxes or fees .....												
15.7 All other accident and health (b) .....												
15.8 Federal employees health benefits program premium (b) .....												
16. Workers' compensation .....												
17.1 Other Liability - occurrence .....												
17.2 Other Liability - claims made .....												
17.3 Excess workers' compensation .....												
18. Products liability .....												
19.1 Private passenger auto no-fault (personal injury protection) .....												
19.2 Other private passenger auto liability .....	1,864,069	2,028,854		661,996	1,633,933	1,889,437	1,967,872	81,777	106,890	142,502	230,735	77,281
19.3 Commercial auto no-fault (personal injury protection) .....												
19.4 Other commercial auto liability .....												
21.1 Private passenger auto physical damage .....	1,292,694	1,431,118		445,780	888,882	869,981	21,146	12,182	37,940	3,139	161,469	53,248
21.2 Commercial auto physical damage .....												
22. Aircraft (all perils) .....												
23. Fidelity .....												
24. Surety .....												
26. Burglary and theft .....												
27. Boiler and machinery .....												
28. Credit .....												
30. Warranty .....												
34. Aggregate write-ins for other lines of business .....												
35. TOTALS (a) .....	3,156,763	3,459,972		1,107,776	2,522,815	2,759,418	1,989,018	93,959	144,830	145,641	392,204	130,529
<b>DETAILS OF WRITE-INS</b>												
3401. ....												
3402. ....												
3403. ....												
3498. Summary of remaining write-ins for Line 34 from overflow page .....												
3499. Totals (Lines 3401 thru 3403 plus 3498)(Line 34 above) .....												

(a) Finance and service charges not included in Lines 1 to 35 \$ 170,378

(b) For health business on indicated lines report: Number of persons insured under PPO managed care products ..... and number of persons insured under indemnity only products .....

HN'61



ANNUAL STATEMENT FOR THE YEAR 2012 OF THE Bristol West Insurance Company

**EXHIBIT OF PREMIUMS AND LOSSES (Statutory Page 14)**

NAIC Group Code 0212 Direct Business in the state of New Mexico During the Year 2012 NAIC Company Code 19658

Line of Business	Gross Premiums, Including Policy and Membership Fees, Less Return Premiums and Premiums on Policies not Taken		3 Dividends Paid or Credited to Policyholders on Direct Business	4 Direct Unearned Premium Reserves	5 Direct Losses Paid (deducting salvage)	6 Direct Losses Incurred	7 Direct Losses Unpaid	8 Direct Defense and Cost Containment Expense Paid	9 Direct Defense and Cost Containment Expense Incurred	10 Direct Defense and Cost Containment Expense Unpaid	11 Commissions and Brokerage Expenses	12 Taxes, Licenses and Fees
	1 Direct Premiums Written	2 Direct Premiums Earned										
1. Fire .....												
2.1 Allied lines .....												
2.2 Multiple peril crop .....												
2.3 Federal flood .....												
3. Farmowners multiple peril .....												
4. Homeowners multiple peril .....												
5.1 Commercial multiple peril (non-liability portion) .....												
5.2 Commercial multiple peril (liability portion) .....												
6. Mortgage guaranty .....												
8. Ocean marine .....												
9. Inland marine .....												
10. Financial guaranty .....												
11. Medical professional liability .....												
12. Earthquake .....												
13. Group accident and health (b) .....												
14. Credit accident and health (group and individual) .....												
15.1 Collectively renewable accident and health (b) .....												
15.2 Non-cancelable accident and health(b) .....												
15.3 Guaranteed renewable accident and health(b) .....												
15.4 Non-renewable for stated reasons only (b) .....												
15.5 Other accident only .....												
15.6 Medicare Title XVIII exempt from state taxes or fees .....												
15.7 All other accident and health (b) .....												
15.8 Federal employees health benefits program premium (b) .....												
16. Workers' compensation .....												
17.1 Other Liability - occurrence .....												
17.2 Other Liability - claims made .....												
17.3 Excess workers' compensation .....												
18. Products liability .....												
19.1 Private passenger auto no-fault (personal injury protection) .....												
19.2 Other private passenger auto liability .....	3,371,792	3,203,084		1,031,645	2,614,714	2,832,513	2,661,947	89,216	187,009	271,165	388,164	118,803
19.3 Commercial auto no-fault (personal injury protection) .....												
19.4 Other commercial auto liability .....												
21.1 Private passenger auto physical damage .....	1,352,166	1,380,364		372,596	664,327	681,885	57,579	9,786	19,014	1,991	157,901	48,371
21.2 Commercial auto physical damage .....												
22. Aircraft (all perils) .....												
23. Fidelity .....												
24. Surety .....												
26. Burglary and theft .....												
27. Boiler and machinery .....												
28. Credit .....												
30. Warranty .....												
34. Aggregate write-ins for other lines of business .....												
35. TOTALS (a) .....	4,723,958	4,583,448		1,404,241	3,279,041	3,514,398	2,719,526	99,002	206,023	273,156	546,065	167,174
<b>DETAILS OF WRITE-INS</b>												
3401. ....												
3402. ....												
3403. ....												
3498. Summary of remaining write-ins for Line 34 from overflow page .....												
3499. Totals (Lines 3401 thru 3403 plus 3498)(Line 34 above) .....												

(a) Finance and service charges not included in Lines 1 to 35 \$ 196,907

(b) For health business on indicated lines report: Number of persons insured under PPO managed care products ..... and number of persons insured under indemnity only products .....

19 NM



ANNUAL STATEMENT FOR THE YEAR 2012 OF THE Bristol West Insurance Company

**EXHIBIT OF PREMIUMS AND LOSSES (Statutory Page 14)**

NAIC Group Code 0212 Direct Business in the state of North Dakota During the Year 2012 NAIC Company Code 19658

Line of Business	Gross Premiums, Including Policy and Membership Fees, Less Return Premiums and Premiums on Policies not Taken		3 Dividends Paid or Credited to Policyholders on Direct Business	4 Direct Unearned Premium Reserves	5 Direct Losses Paid (deducting salvage)	6 Direct Losses Incurred	7 Direct Losses Unpaid	8 Direct Defense and Cost Containment Expense Paid	9 Direct Defense and Cost Containment Expense Incurred	10 Direct Defense and Cost Containment Expense Unpaid	11 Commissions and Brokerage Expenses	12 Taxes, Licenses and Fees
	1 Direct Premiums Written	2 Direct Premiums Earned										
1. Fire .....												
2.1 Allied lines .....												
2.2 Multiple peril crop .....												
2.3 Federal flood .....												
3. Farmowners multiple peril .....												
4. Homeowners multiple peril .....												
5.1 Commercial multiple peril (non-liability portion) .....												
5.2 Commercial multiple peril (liability portion) .....												
6. Mortgage guaranty .....												
8. Ocean marine .....												
9. Inland marine .....												
10. Financial guaranty .....												
11. Medical professional liability .....												
12. Earthquake .....												
13. Group accident and health (b) .....												
14. Credit accident and health (group and individual) .....												
15.1 Collectively renewable accident and health (b) .....												
15.2 Non-cancelable accident and health(b) .....												
15.3 Guaranteed renewable accident and health(b) .....												
15.4 Non-renewable for stated reasons only (b) .....												
15.5 Other accident only .....												
15.6 Medicare Title XVIII exempt from state taxes or fees .....												
15.7 All other accident and health (b) .....												
15.8 Federal employees health benefits program premium (b) .....												
16. Workers' compensation .....												
17.1 Other Liability - occurrence .....												
17.2 Other Liability - claims made .....												
17.3 Excess workers' compensation .....												
18. Products liability .....												
19.1 Private passenger auto no-fault (personal injury protection) .....	255,625	245,692		66,130	156,233	210,564	78,772	1,209	912	1,569	28,324	9,706
19.2 Other private passenger auto liability .....	850,854	782,694		217,125	316,516	335,502	282,043	4,802	(7,712)	6,213	86,576	30,392
19.3 Commercial auto no-fault (personal injury protection) .....												
19.4 Other commercial auto liability .....												
21.1 Private passenger auto physical damage .....	712,106	675,389		178,761	391,344	408,470	48,969	3,283	10,451	818	78,653	25,761
21.2 Commercial auto physical damage .....												
22. Aircraft (all perils) .....												
23. Fidelity .....												
24. Surety .....												
26. Burglary and theft .....												
27. Boiler and machinery .....												
28. Credit .....												
30. Warranty .....												
34. Aggregate write-ins for other lines of business .....												
35. TOTALS (a) .....	1,818,585	1,703,775		462,016	864,093	954,536	409,784	9,294	3,651	8,600	193,553	65,859
<b>DETAILS OF WRITE-INS</b>												
3401. ....												
3402. ....												
3403. ....												
3498. Summary of remaining write-ins for Line 34 from overflow page .....												
3499. Totals (Lines 3401 thru 3403 plus 3498)(Line 34 above) .....												

(a) Finance and service charges not included in Lines 1 to 35 \$ 71,035

(b) For health business on indicated lines report: Number of persons insured under PPO managed care products ..... and number of persons insured under indemnity only products .....

19 IND



ANNUAL STATEMENT FOR THE YEAR 2012 OF THE Bristol West Insurance Company

**EXHIBIT OF PREMIUMS AND LOSSES (Statutory Page 14)**

NAIC Group Code 0212 Direct Business in the state of Ohio During the Year 2012 NAIC Company Code 19658

Line of Business	Gross Premiums, Including Policy and Membership Fees, Less Return Premiums and Premiums on Policies not Taken		3 Dividends Paid or Credited to Policyholders on Direct Business	4 Direct Unearned Premium Reserves	5 Direct Losses Paid (deducting salvage)	6 Direct Losses Incurred	7 Direct Losses Unpaid	8 Direct Defense and Cost Containment Expense Paid	9 Direct Defense and Cost Containment Expense Incurred	10 Direct Defense and Cost Containment Expense Unpaid	11 Commissions and Brokerage Expenses	12 Taxes, Licenses and Fees
	1 Direct Premiums Written	2 Direct Premiums Earned										
1. Fire .....												
2.1 Allied lines .....												
2.2 Multiple peril crop .....												
2.3 Federal flood .....												
3. Farmowners multiple peril .....												
4. Homeowners multiple peril .....												
5.1 Commercial multiple peril (non-liability portion) .....												
5.2 Commercial multiple peril (liability portion) .....												
6. Mortgage guaranty .....												
8. Ocean marine .....												
9. Inland marine .....												
10. Financial guaranty .....												
11. Medical professional liability .....												
12. Earthquake .....												
13. Group accident and health (b) .....												
14. Credit accident and health (group and individual) .....												
15.1 Collectively renewable accident and health (b) .....												
15.2 Non-cancelable accident and health(b) .....												
15.3 Guaranteed renewable accident and health(b) .....												
15.4 Non-renewable for stated reasons only (b) .....												
15.5 Other accident only .....												
15.6 Medicare Title XVIII exempt from state taxes or fees .....												
15.7 All other accident and health (b) .....												
15.8 Federal employees health benefits program premium (b) .....												
16. Workers' compensation .....												
17.1 Other Liability - occurrence .....												
17.2 Other Liability - claims made .....												
17.3 Excess workers' compensation .....												
18. Products liability .....												
19.1 Private passenger auto no-fault (personal injury protection) .....												
19.2 Other private passenger auto liability .....	4,786,102	4,394,262		1,486,461	3,462,294	3,828,871	2,494,633	181,240	461,240	388,412	512,417	189,649
19.3 Commercial auto no-fault (personal injury protection) .....												
19.4 Other commercial auto liability .....												
21.1 Private passenger auto physical damage .....	2,843,546	2,787,929		792,158	1,750,919	1,732,889	141,014	16,447	19,922	3,620	310,407	123,883
21.2 Commercial auto physical damage .....												
22. Aircraft (all perils) .....												
23. Fidelity .....												
24. Surety .....												
26. Burglary and theft .....												
27. Boiler and machinery .....												
28. Credit .....												
30. Warranty .....												
34. Aggregate write-ins for other lines of business .....												
35. TOTALS (a) .....	7,629,648	7,182,191		2,278,619	5,213,213	5,561,760	2,635,647	197,687	481,162	392,032	822,824	313,532
<b>DETAILS OF WRITE-INS</b>												
3401. ....												
3402. ....												
3403. ....												
3498. Summary of remaining write-ins for Line 34 from overflow page .....												
3499. Totals (Lines 3401 thru 3403 plus 3498)(Line 34 above) .....												

(a) Finance and service charges not included in Lines 1 to 35 \$ 509,477  
 (b) For health business on indicated lines report: Number of persons insured under PPO managed care products ..... and number of persons insured under indemnity only products .....

HO 9 OH



ANNUAL STATEMENT FOR THE YEAR 2012 OF THE Bristol West Insurance Company

**EXHIBIT OF PREMIUMS AND LOSSES (Statutory Page 14)**

NAIC Group Code 0212 Direct Business in the state of Oklahoma During the Year 2012 NAIC Company Code 19658

Line of Business	Gross Premiums, Including Policy and Membership Fees, Less Return Premiums and Premiums on Policies not Taken		3 Dividends Paid or Credited to Policyholders on Direct Business	4 Direct Unearned Premium Reserves	5 Direct Losses Paid (deducting salvage)	6 Direct Losses Incurred	7 Direct Losses Unpaid	8 Direct Defense and Cost Containment Expense Paid	9 Direct Defense and Cost Containment Expense Incurred	10 Direct Defense and Cost Containment Expense Unpaid	11 Commissions and Brokerage Expenses	12 Taxes, Licenses and Fees
	1 Direct Premiums Written	2 Direct Premiums Earned										
1. Fire .....												
2.1 Allied lines .....												
2.2 Multiple peril crop .....												
2.3 Federal flood .....												
3. Farmowners multiple peril .....												
4. Homeowners multiple peril .....												
5.1 Commercial multiple peril (non-liability portion) .....												
5.2 Commercial multiple peril (liability portion) .....												
6. Mortgage guaranty .....												
8. Ocean marine .....												
9. Inland marine .....												
10. Financial guaranty .....												
11. Medical professional liability .....												
12. Earthquake .....												
13. Group accident and health (b) .....												
14. Credit accident and health (group and individual) .....												
15.1 Collectively renewable accident and health (b) .....												
15.2 Non-cancelable accident and health(b) .....												
15.3 Guaranteed renewable accident and health(b) .....												
15.4 Non-renewable for stated reasons only (b) .....												
15.5 Other accident only .....												
15.6 Medicare Title XVIII exempt from state taxes or fees .....												
15.7 All other accident and health (b) .....												
15.8 Federal employees health benefits program premium (b) .....												
16. Workers' compensation .....												
17.1 Other Liability - occurrence .....												
17.2 Other Liability - claims made .....												
17.3 Excess workers' compensation .....												
18. Products liability .....												
19.1 Private passenger auto no-fault (personal injury protection) .....												
19.2 Other private passenger auto liability .....	6,962,795	6,447,561		2,069,000	3,662,140	2,616,799	2,793,351	176,080	233,088	431,580	701,149	214,387
19.3 Commercial auto no-fault (personal injury protection) .....												
19.4 Other commercial auto liability .....												
21.1 Private passenger auto physical damage .....	3,278,568	3,303,915		909,795	2,368,413	2,361,477	90,204	8,310	21,691	2,612	349,803	102,690
21.2 Commercial auto physical damage .....												
22. Aircraft (all perils) .....												
23. Fidelity .....												
24. Surety .....												
26. Burglary and theft .....												
27. Boiler and machinery .....												
28. Credit .....												
30. Warranty .....												
34. Aggregate write-ins for other lines of business .....												
35. TOTALS (a) .....	10,241,363	9,751,476		2,978,795	6,030,553	4,978,276	2,883,555	184,390	254,779	434,192	1,050,952	317,077
<b>DETAILS OF WRITE-INS</b>												
3401. ....												
3402. ....												
3403. ....												
3498. Summary of remaining write-ins for Line 34 from overflow page .....												
3499. Totals (Lines 3401 thru 3403 plus 3498)(Line 34 above) .....												

(a) Finance and service charges not included in Lines 1 to 35 \$ 453,882  
 (b) For health business on indicated lines report: Number of persons insured under PPO managed care products ..... and number of persons insured under indemnity only products .....

19.0K



ANNUAL STATEMENT FOR THE YEAR 2012 OF THE Bristol West Insurance Company

**EXHIBIT OF PREMIUMS AND LOSSES (Statutory Page 14)**

NAIC Group Code 0212 Direct Business in the state of Oregon During the Year 2012 NAIC Company Code 19658

Line of Business	Gross Premiums, Including Policy and Membership Fees, Less Return Premiums and Premiums on Policies not Taken		3 Dividends Paid or Credited to Policyholders on Direct Business	4 Direct Unearned Premium Reserves	5 Direct Losses Paid (deducting salvage)	6 Direct Losses Incurred	7 Direct Losses Unpaid	8 Direct Defense and Cost Containment Expense Paid	9 Direct Defense and Cost Containment Expense Incurred	10 Direct Defense and Cost Containment Expense Unpaid	11 Commissions and Brokerage Expenses	12 Taxes, Licenses and Fees
	1 Direct Premiums Written	2 Direct Premiums Earned										
1. Fire .....												
2.1 Allied lines .....												
2.2 Multiple peril crop .....												
2.3 Federal flood .....												
3. Farmowners multiple peril .....												
4. Homeowners multiple peril .....												
5.1 Commercial multiple peril (non-liability portion) .....												
5.2 Commercial multiple peril (liability portion) .....												
6. Mortgage guaranty .....												
8. Ocean marine .....												
9. Inland marine .....												
10. Financial guaranty .....												
11. Medical professional liability .....												
12. Earthquake .....												
13. Group accident and health (b) .....												
14. Credit accident and health (group and individual) .....												
15.1 Collectively renewable accident and health (b) .....												
15.2 Non-cancelable accident and health(b) .....												
15.3 Guaranteed renewable accident and health(b) .....												
15.4 Non-renewable for stated reasons only (b) .....												
15.5 Other accident only .....												
15.6 Medicare Title XVIII exempt from state taxes or fees .....												
15.7 All other accident and health (b) .....												
15.8 Federal employees health benefits program premium (b) .....												
16. Workers' compensation .....												
17.1 Other Liability - occurrence .....												
17.2 Other Liability - claims made .....												
17.3 Excess workers' compensation .....												
18. Products liability .....												
19.1 Private passenger auto no-fault (personal injury protection) .....												
19.2 Other private passenger auto liability .....												
19.3 Commercial auto no-fault (personal injury protection) .....												
19.4 Other commercial auto liability .....												
21.1 Private passenger auto physical damage .....												
21.2 Commercial auto physical damage .....												
22. Aircraft (all perils) .....												
23. Fidelity .....												
24. Surety .....												
26. Burglary and theft .....												
27. Boiler and machinery .....												
28. Credit .....												
30. Warranty .....												
34. Aggregate write-ins for other lines of business .....												
35. TOTALS (a) .....												
<b>DETAILS OF WRITE-INS</b>												
3401. ....												
3402. ....												
3403. ....												
3498. Summary of remaining write-ins for Line 34 from overflow page .....												
3499. Totals (Lines 3401 thru 3403 plus 3498)(Line 34 above) .....												

NONE

(a) Finance and service charges not included in Lines 1 to 35 \$ .....  
 (b) For health business on indicated lines report: Number of persons insured under PPO managed care products ..... and number of persons insured under indemnity only products .....

19 OR



ANNUAL STATEMENT FOR THE YEAR 2012 OF THE Bristol West Insurance Company

**EXHIBIT OF PREMIUMS AND LOSSES (Statutory Page 14)**

NAIC Group Code 0212 Direct Business in the state of Pennsylvania During the Year 2012 NAIC Company Code 19658

Line of Business	Gross Premiums, Including Policy and Membership Fees, Less Return Premiums and Premiums on Policies not Taken		3 Dividends Paid or Credited to Policyholders on Direct Business	4 Direct Unearned Premium Reserves	5 Direct Losses Paid (deducting salvage)	6 Direct Losses Incurred	7 Direct Losses Unpaid	8 Direct Defense and Cost Containment Expense Paid	9 Direct Defense and Cost Containment Expense Incurred	10 Direct Defense and Cost Containment Expense Unpaid	11 Commissions and Brokerage Expenses	12 Taxes, Licenses and Fees
	1 Direct Premiums Written	2 Direct Premiums Earned										
1. Fire .....												
2.1 Allied lines .....												
2.2 Multiple peril crop .....												
2.3 Federal flood .....												
3. Farmowners multiple peril .....												
4. Homeowners multiple peril .....												
5.1 Commercial multiple peril (non-liability portion) .....												
5.2 Commercial multiple peril (liability portion) .....												
6. Mortgage guaranty .....												
8. Ocean marine .....												
9. Inland marine .....												
10. Financial guaranty .....												
11. Medical professional liability .....												
12. Earthquake .....												
13. Group accident and health (b) .....												
14. Credit accident and health (group and individual) .....												
15.1 Collectively renewable accident and health (b) .....												
15.2 Non-cancelable accident and health(b) .....												
15.3 Guaranteed renewable accident and health(b) .....												
15.4 Non-renewable for stated reasons only (b) .....												
15.5 Other accident only .....												
15.6 Medicare Title XVIII exempt from state taxes or fees .....												
15.7 All other accident and health (b) .....												
15.8 Federal employees health benefits program premium (b) .....												
16. Workers' compensation .....												
17.1 Other Liability - occurrence .....												
17.2 Other Liability - claims made .....												
17.3 Excess workers' compensation .....												
18. Products liability .....												
19.1 Private passenger auto no-fault (personal injury protection) .....	4,115,113	4,580,095		953,462	3,492,561	3,773,532	1,599,675	86,990	(154,591)	114,691	468,383	100,989
19.2 Other private passenger auto liability .....	15,724,650	16,956,777		3,562,134	9,567,140	10,552,365	8,918,206	458,425	377,685	965,854	1,677,531	395,497
19.3 Commercial auto no-fault (personal injury protection) .....												
19.4 Other commercial auto liability .....												
21.1 Private passenger auto physical damage .....	8,121,105	8,746,172		1,906,104	6,041,480	6,391,777	558,291	91,141	155,097	11,937	925,191	197,810
21.2 Commercial auto physical damage .....												
22. Aircraft (all perils) .....												
23. Fidelity .....												
24. Surety .....												
26. Burglary and theft .....												
27. Boiler and machinery .....												
28. Credit .....												
30. Warranty .....												
34. Aggregate write-ins for other lines of business .....												
35. TOTALS (a) .....	27,960,868	30,283,044		6,421,700	19,101,181	20,717,674	11,076,172	636,556	378,191	1,092,482	3,071,105	694,296
<b>DETAILS OF WRITE-INS</b>												
3401. ....												
3402. ....												
3403. ....												
3498. Summary of remaining write-ins for Line 34 from overflow page .....												
3499. Totals (Lines 3401 thru 3403 plus 3498)(Line 34 above) .....												

(a) Finance and service charges not included in Lines 1 to 35 \$ 1,860,559

(b) For health business on indicated lines report: Number of persons insured under PPO managed care products ..... and number of persons insured under indemnity only products .....

19.PA



ANNUAL STATEMENT FOR THE YEAR 2012 OF THE Bristol West Insurance Company

**EXHIBIT OF PREMIUMS AND LOSSES (Statutory Page 14)**

NAIC Group Code 0212 Direct Business in the state of Rhode Island During the Year 2012 NAIC Company Code 19658

Line of Business	Gross Premiums, Including Policy and Membership Fees, Less Return Premiums and Premiums on Policies not Taken		3 Dividends Paid or Credited to Policyholders on Direct Business	4 Direct Unearned Premium Reserves	5 Direct Losses Paid (deducting salvage)	6 Direct Losses Incurred	7 Direct Losses Unpaid	8 Direct Defense and Cost Containment Expense Paid	9 Direct Defense and Cost Containment Expense Incurred	10 Direct Defense and Cost Containment Expense Unpaid	11 Commissions and Brokerage Expenses	12 Taxes, Licenses and Fees
	1 Direct Premiums Written	2 Direct Premiums Earned										
1. Fire .....												
2.1 Allied lines .....												
2.2 Multiple peril crop .....												
2.3 Federal flood .....												
3. Farmowners multiple peril .....												
4. Homeowners multiple peril .....												
5.1 Commercial multiple peril (non-liability portion) .....												
5.2 Commercial multiple peril (liability portion) .....												
6. Mortgage guaranty .....												
8. Ocean marine .....												
9. Inland marine .....												
10. Financial guaranty .....												
11. Medical professional liability .....												
12. Earthquake .....												
13. Group accident and health (b) .....												
14. Credit accident and health (group and individual) .....												
15.1 Collectively renewable accident and health (b) .....												
15.2 Non-cancelable accident and health(b) .....												
15.3 Guaranteed renewable accident and health(b) .....												
15.4 Non-renewable for stated reasons only (b) .....												
15.5 Other accident only .....												
15.6 Medicare Title XVIII exempt from state taxes or fees .....												
15.7 All other accident and health (b) .....												
15.8 Federal employees health benefits program premium (b) .....												
16. Workers' compensation .....												
17.1 Other Liability - occurrence .....												
17.2 Other Liability - claims made .....												
17.3 Excess workers' compensation .....												
18. Products liability .....												
19.1 Private passenger auto no-fault (personal injury protection) .....												
19.2 Other private passenger auto liability .....												
19.3 Commercial auto no-fault (personal injury protection) .....												
19.4 Other commercial auto liability .....												
21.1 Private passenger auto physical damage .....												
21.2 Commercial auto physical damage .....												
22. Aircraft (all perils) .....												
23. Fidelity .....												
24. Surety .....												
26. Burglary and theft .....												
27. Boiler and machinery .....												
28. Credit .....												
30. Warranty .....												
34. Aggregate write-ins for other lines of business .....												
35. TOTALS (a) .....												
<b>DETAILS OF WRITE-INS</b>												
3401. ....												
3402. ....												
3403. ....												
3498. Summary of remaining write-ins for Line 34 from overflow page .....												
3499. Totals (Lines 3401 thru 3403 plus 3498)(Line 34 above) .....												

NONE

(a) Finance and service charges not included in Lines 1 to 35 \$ .....  
 (b) For health business on indicated lines report: Number of persons insured under PPO managed care products ..... and number of persons insured under indemnity only products .....

19.RI



ANNUAL STATEMENT FOR THE YEAR 2012 OF THE Bristol West Insurance Company

**EXHIBIT OF PREMIUMS AND LOSSES (Statutory Page 14)**

NAIC Group Code 0212 Direct Business in the state of South Carolina During the Year 2012 NAIC Company Code 19658

Line of Business	Gross Premiums, Including Policy and Membership Fees, Less Return Premiums and Premiums on Policies not Taken		3 Dividends Paid or Credited to Policyholders on Direct Business	4 Direct Unearned Premium Reserves	5 Direct Losses Paid (deducting salvage)	6 Direct Losses Incurred	7 Direct Losses Unpaid	8 Direct Defense and Cost Containment Expense Paid	9 Direct Defense and Cost Containment Expense Incurred	10 Direct Defense and Cost Containment Expense Unpaid	11 Commissions and Brokerage Expenses	12 Taxes, Licenses and Fees
	1 Direct Premiums Written	2 Direct Premiums Earned										
1. Fire .....												
2.1 Allied lines .....												
2.2 Multiple peril crop .....												
2.3 Federal flood .....												
3. Farmowners multiple peril .....												
4. Homeowners multiple peril .....												
5.1 Commercial multiple peril (non-liability portion) .....												
5.2 Commercial multiple peril (liability portion) .....												
6. Mortgage guaranty .....												
8. Ocean marine .....												
9. Inland marine .....												
10. Financial guaranty .....												
11. Medical professional liability .....												
12. Earthquake .....												
13. Group accident and health (b) .....												
14. Credit accident and health (group and individual) .....												
15.1 Collectively renewable accident and health (b) .....												
15.2 Non-cancelable accident and health(b) .....												
15.3 Guaranteed renewable accident and health(b) .....												
15.4 Non-renewable for stated reasons only (b) .....												
15.5 Other accident only .....												
15.6 Medicare Title XVIII exempt from state taxes or fees .....												
15.7 All other accident and health (b) .....												
15.8 Federal employees health benefits program premium (b) .....												
16. Workers' compensation .....												
17.1 Other Liability - occurrence .....												
17.2 Other Liability - claims made .....												
17.3 Excess workers' compensation .....												
18. Products liability .....												
19.1 Private passenger auto no-fault (personal injury protection) .....												
19.2 Other private passenger auto liability .....	10,941,467	11,182,503		2,894,418	7,204,932	8,068,625	5,554,838	313,242	203,958	391,813	1,268,698	363,485
19.3 Commercial auto no-fault (personal injury protection) .....												
19.4 Other commercial auto liability .....												
21.1 Private passenger auto physical damage .....	4,007,986	4,057,123		1,086,069	2,446,216	2,241,455	88,234	26,487	(416)	11,122	466,013	128,887
21.2 Commercial auto physical damage .....												
22. Aircraft (all perils) .....												
23. Fidelity .....												
24. Surety .....												
26. Burglary and theft .....												
27. Boiler and machinery .....												
28. Credit .....												
30. Warranty .....												
34. Aggregate write-ins for other lines of business .....												
35. TOTALS (a) .....	14,949,453	15,239,626		3,980,487	9,651,148	10,310,080	5,643,072	339,729	203,542	402,935	1,734,711	492,372
<b>DETAILS OF WRITE-INS</b>												
3401. ....												
3402. ....												
3403. ....												
3498. Summary of remaining write-ins for Line 34 from overflow page .....												
3499. Totals (Lines 3401 thru 3403 plus 3498)(Line 34 above) .....												

(a) Finance and service charges not included in Lines 1 to 35 \$ 1,056,725

(b) For health business on indicated lines report: Number of persons insured under PPO managed care products ..... and number of persons insured under indemnity only products .....

19 SC



ANNUAL STATEMENT FOR THE YEAR 2012 OF THE Bristol West Insurance Company

**EXHIBIT OF PREMIUMS AND LOSSES (Statutory Page 14)**

NAIC Group Code 0212 Direct Business in the state of South Dakota During the Year 2012 NAIC Company Code 19658

Line of Business	Gross Premiums, Including Policy and Membership Fees, Less Return Premiums and Premiums on Policies not Taken		3 Dividends Paid or Credited to Policyholders on Direct Business	4 Direct Unearned Premium Reserves	5 Direct Losses Paid (deducting salvage)	6 Direct Losses Incurred	7 Direct Losses Unpaid	8 Direct Defense and Cost Containment Expense Paid	9 Direct Defense and Cost Containment Expense Incurred	10 Direct Defense and Cost Containment Expense Unpaid	11 Commissions and Brokerage Expenses	12 Taxes, Licenses and Fees
	1 Direct Premiums Written	2 Direct Premiums Earned										
1. Fire .....												
2.1 Allied lines .....												
2.2 Multiple peril crop .....												
2.3 Federal flood .....												
3. Farmowners multiple peril .....												
4. Homeowners multiple peril .....												
5.1 Commercial multiple peril (non-liability portion) .....												
5.2 Commercial multiple peril (liability portion) .....												
6. Mortgage guaranty .....												
8. Ocean marine .....												
9. Inland marine .....												
10. Financial guaranty .....												
11. Medical professional liability .....												
12. Earthquake .....												
13. Group accident and health (b) .....												
14. Credit accident and health (group and individual) .....												
15.1 Collectively renewable accident and health (b) .....												
15.2 Non-cancelable accident and health(b) .....												
15.3 Guaranteed renewable accident and health(b) .....												
15.4 Non-renewable for stated reasons only (b) .....												
15.5 Other accident only .....												
15.6 Medicare Title XVIII exempt from state taxes or fees .....												
15.7 All other accident and health (b) .....												
15.8 Federal employees health benefits program premium (b) .....												
16. Workers' compensation .....												
17.1 Other Liability - occurrence .....												
17.2 Other Liability - claims made .....												
17.3 Excess workers' compensation .....												
18. Products liability .....												
19.1 Private passenger auto no-fault (personal injury protection) .....		471	482	101		3,000					52	29
19.2 Other private passenger auto liability .....	637,704	593,005	180,006	266,833	244,995	305,830	13,448	33,628	28,413	63,551	23,121	
19.3 Commercial auto no-fault (personal injury protection) .....												
19.4 Other commercial auto liability .....												
21.1 Private passenger auto physical damage .....	385,461	362,349	103,688	167,172	178,459	36,710	2,304	4,241	542	40,603	13,865	
21.2 Commercial auto physical damage .....												
22. Aircraft (all perils) .....												
23. Fidelity .....												
24. Surety .....												
26. Burglary and theft .....												
27. Boiler and machinery .....												
28. Credit .....												
30. Warranty .....												
34. Aggregate write-ins for other lines of business .....												
35. TOTALS (a) .....	1,023,636	955,836	283,795	434,005	426,454	342,540	15,752	37,869	28,955	104,206	37,015	
<b>DETAILS OF WRITE-INS</b>												
3401. ....												
3402. ....												
3403. ....												
3498. Summary of remaining write-ins for Line 34 from overflow page .....												
3499. Totals (Lines 3401 thru 3403 plus 3498)(Line 34 above) .....												

(a) Finance and service charges not included in Lines 1 to 35 \$ 45,388

(b) For health business on indicated lines report: Number of persons insured under PPO managed care products ..... and number of persons insured under indemnity only products .....

19 SD



ANNUAL STATEMENT FOR THE YEAR 2012 OF THE Bristol West Insurance Company

EXHIBIT OF PREMIUMS AND LOSSES (Statutory Page 14)

NAIC Group Code 0212

Direct Business in the state of Tennessee

During the Year 2012

NAIC Company Code 19658

Line of Business	Gross Premiums, Including Policy and Membership Fees, Less Return Premiums and Premiums on Policies not Taken		3 Dividends Paid or Credited to Policyholders on Direct Business	4 Direct Unearned Premium Reserves	5 Direct Losses Paid (deducting salvage)	6 Direct Losses Incurred	7 Direct Losses Unpaid	8 Direct Defense and Cost Containment Expense Paid	9 Direct Defense and Cost Containment Expense Incurred	10 Direct Defense and Cost Containment Expense Unpaid	11 Commissions and Brokerage Expenses	12 Taxes, Licenses and Fees
	1 Direct Premiums Written	2 Direct Premiums Earned										
1. Fire .....												
2.1 Allied lines .....												
2.2 Multiple peril crop .....												
2.3 Federal flood .....												
3. Farmowners multiple peril .....												
4. Homeowners multiple peril .....												
5.1 Commercial multiple peril (non-liability portion) .....												
5.2 Commercial multiple peril (liability portion) .....												
6. Mortgage guaranty .....												
8. Ocean marine .....												
9. Inland marine .....												
10. Financial guaranty .....												
11. Medical professional liability .....												
12. Earthquake .....												
13. Group accident and health (b) .....												
14. Credit accident and health (group and individual) .....												
15.1 Collectively renewable accident and health (b) .....												
15.2 Non-cancelable accident and health(b) .....												
15.3 Guaranteed renewable accident and health(b) .....												
15.4 Non-renewable for stated reasons only (b) .....												
15.5 Other accident only .....												
15.6 Medicare Title XVIII exempt from state taxes or fees .....												
15.7 All other accident and health (b) .....												
15.8 Federal employees health benefits program premium (b) .....												
16. Workers' compensation .....												
17.1 Other Liability - occurrence .....												
17.2 Other Liability - claims made .....												
17.3 Excess workers' compensation .....												
18. Products liability .....												
19.1 Private passenger auto no-fault (personal injury protection) .....												
19.2 Other private passenger auto liability .....												
19.3 Commercial auto no-fault (personal injury protection) .....												
19.4 Other commercial auto liability .....												
21.1 Private passenger auto physical damage .....												
21.2 Commercial auto physical damage .....												
22. Aircraft (all perils) .....												
23. Fidelity .....												
24. Surety .....												
26. Burglary and theft .....												
27. Boiler and machinery .....												
28. Credit .....												
30. Warranty .....												
34. Aggregate write-ins for other lines of business .....												
35. TOTALS (a) .....												
DETAILS OF WRITE-INS												
3401. ....												
3402. ....												
3403. ....												
3498. Summary of remaining write-ins for Line 34 from overflow page .....												
3499. Totals (Lines 3401 thru 3403 plus 3498)(Line 34 above) .....												

NONE

(a) Finance and service charges not included in Lines 1 to 35 \$ .....

(b) For health business on indicated lines report: Number of persons insured under PPO managed care products ..... and number of persons insured under indemnity only products .....

19.TN



ANNUAL STATEMENT FOR THE YEAR 2012 OF THE Bristol West Insurance Company

**EXHIBIT OF PREMIUMS AND LOSSES (Statutory Page 14)**

NAIC Group Code 0212 Direct Business in the state of Utah During the Year 2012 NAIC Company Code 19658

Line of Business	Gross Premiums, Including Policy and Membership Fees, Less Return Premiums and Premiums on Policies not Taken		3 Dividends Paid or Credited to Policyholders on Direct Business	4 Direct Unearned Premium Reserves	5 Direct Losses Paid (deducting salvage)	6 Direct Losses Incurred	7 Direct Losses Unpaid	8 Direct Defense and Cost Containment Expense Paid	9 Direct Defense and Cost Containment Expense Incurred	10 Direct Defense and Cost Containment Expense Unpaid	11 Commissions and Brokerage Expenses	12 Taxes, Licenses and Fees
	1 Direct Premiums Written	2 Direct Premiums Earned										
1. Fire .....												
2.1 Allied lines .....												
2.2 Multiple peril crop .....												
2.3 Federal flood .....												
3. Farmowners multiple peril .....												
4. Homeowners multiple peril .....												
5.1 Commercial multiple peril (non-liability portion) .....												
5.2 Commercial multiple peril (liability portion) .....												
6. Mortgage guaranty .....												
8. Ocean marine .....												
9. Inland marine .....												
10. Financial guaranty .....												
11. Medical professional liability .....												
12. Earthquake .....												
13. Group accident and health (b) .....												
14. Credit accident and health (group and individual) .....												
15.1 Collectively renewable accident and health (b) .....												
15.2 Non-cancelable accident and health(b) .....												
15.3 Guaranteed renewable accident and health(b) .....												
15.4 Non-renewable for stated reasons only (b) .....												
15.5 Other accident only .....												
15.6 Medicare Title XVIII exempt from state taxes or fees .....												
15.7 All other accident and health (b) .....												
15.8 Federal employees health benefits program premium (b) .....												
16. Workers' compensation .....												
17.1 Other Liability - occurrence .....												
17.2 Other Liability - claims made .....												
17.3 Excess workers' compensation .....												
18. Products liability .....												
19.1 Private passenger auto no-fault (personal injury protection) .....	1,653,640	1,840,429		378,008	1,031,111	1,027,048	(283,774)	44,169	41,736	13,382	176,743	40,137
19.2 Other private passenger auto liability .....	11,466,962	11,885,754		2,740,060	8,197,942	10,139,479	9,551,592	286,795	537,040	805,476	1,153,382	282,893
19.3 Commercial auto no-fault (personal injury protection) .....												
19.4 Other commercial auto liability .....												
21.1 Private passenger auto physical damage .....	6,506,058	6,953,964		1,542,781	4,135,135	3,894,028	379,087	47,832	124,734	10,539	695,031	157,307
21.2 Commercial auto physical damage .....												
22. Aircraft (all perils) .....												
23. Fidelity .....												
24. Surety .....												
26. Burglary and theft .....												
27. Boiler and machinery .....												
28. Credit .....												
30. Warranty .....												
34. Aggregate write-ins for other lines of business .....												
35. TOTALS (a) .....	19,626,660	20,680,147		4,660,849	13,364,188	15,060,555	9,646,905	378,796	703,510	829,397	2,025,156	480,337
<b>DETAILS OF WRITE-INS</b>												
3401. ....												
3402. ....												
3403. ....												
3498. Summary of remaining write-ins for Line 34 from overflow page .....												
3499. Totals (Lines 3401 thru 3403 plus 3498)(Line 34 above) .....												

(a) Finance and service charges not included in Lines 1 to 35 \$ 1,010,771

(b) For health business on indicated lines report: Number of persons insured under PPO managed care products ..... and number of persons insured under indemnity only products .....

19 UT



ANNUAL STATEMENT FOR THE YEAR 2012 OF THE Bristol West Insurance Company

**EXHIBIT OF PREMIUMS AND LOSSES (Statutory Page 14)**

NAIC Group Code 0212 Direct Business in the state of Vermont During the Year 2012 NAIC Company Code 19658

Line of Business	Gross Premiums, Including Policy and Membership Fees, Less Return Premiums and Premiums on Policies not Taken		3 Dividends Paid or Credited to Policyholders on Direct Business	4 Direct Unearned Premium Reserves	5 Direct Losses Paid (deducting salvage)	6 Direct Losses Incurred	7 Direct Losses Unpaid	8 Direct Defense and Cost Containment Expense Paid	9 Direct Defense and Cost Containment Expense Incurred	10 Direct Defense and Cost Containment Expense Unpaid	11 Commissions and Brokerage Expenses	12 Taxes, Licenses and Fees
	1 Direct Premiums Written	2 Direct Premiums Earned										
1. Fire .....												
2.1 Allied lines .....												
2.2 Multiple peril crop .....												
2.3 Federal flood .....												
3. Farmowners multiple peril .....												
4. Homeowners multiple peril .....												
5.1 Commercial multiple peril (non-liability portion) .....												
5.2 Commercial multiple peril (liability portion) .....												
6. Mortgage guaranty .....												
8. Ocean marine .....												
9. Inland marine .....												
10. Financial guaranty .....												
11. Medical professional liability .....												
12. Earthquake .....												
13. Group accident and health (b) .....												
14. Credit accident and health (group and individual) .....												
15.1 Collectively renewable accident and health (b) .....												
15.2 Non-cancelable accident and health(b) .....												
15.3 Guaranteed renewable accident and health(b) .....												
15.4 Non-renewable for stated reasons only (b) .....												
15.5 Other accident only .....												
15.6 Medicare Title XVIII exempt from state taxes or fees .....												
15.7 All other accident and health (b) .....												
15.8 Federal employees health benefits program premium (b) .....												
16. Workers' compensation .....												
17.1 Other Liability - occurrence .....												
17.2 Other Liability - claims made .....												
17.3 Excess workers' compensation .....												
18. Products liability .....												
19.1 Private passenger auto no-fault (personal injury protection) .....												
19.2 Other private passenger auto liability .....												
19.3 Commercial auto no-fault (personal injury protection) .....												
19.4 Other commercial auto liability .....												
21.1 Private passenger auto physical damage .....												
21.2 Commercial auto physical damage .....												
22. Aircraft (all perils) .....												
23. Fidelity .....												
24. Surety .....												
26. Burglary and theft .....												
27. Boiler and machinery .....												
28. Credit .....												
30. Warranty .....												
34. Aggregate write-ins for other lines of business .....												
35. TOTALS (a) .....												
<b>DETAILS OF WRITE-INS</b>												
3401. ....												
3402. ....												
3403. ....												
3498. Summary of remaining write-ins for Line 34 from overflow page .....												
3499. Totals (Lines 3401 thru 3403 plus 3498)(Line 34 above) .....												

NONE

(a) Finance and service charges not included in Lines 1 to 35 \$ .....  
 (b) For health business on indicated lines report: Number of persons insured under PPO managed care products ..... and number of persons insured under indemnity only products .....

19 VT



ANNUAL STATEMENT FOR THE YEAR 2012 OF THE Bristol West Insurance Company

**EXHIBIT OF PREMIUMS AND LOSSES (Statutory Page 14)**

NAIC Group Code 0212 Direct Business in the state of Virginia During the Year 2012 NAIC Company Code 19658

Line of Business	Gross Premiums, Including Policy and Membership Fees, Less Return Premiums and Premiums on Policies not Taken		3 Dividends Paid or Credited to Policyholders on Direct Business	4 Direct Unearned Premium Reserves	5 Direct Losses Paid (deducting salvage)	6 Direct Losses Incurred	7 Direct Losses Unpaid	8 Direct Defense and Cost Containment Expense Paid	9 Direct Defense and Cost Containment Expense Incurred	10 Direct Defense and Cost Containment Expense Unpaid	11 Commissions and Brokerage Expenses	12 Taxes, Licenses and Fees
	1 Direct Premiums Written	2 Direct Premiums Earned										
1. Fire .....												
2.1 Allied lines .....												
2.2 Multiple peril crop .....												
2.3 Federal flood .....												
3. Farmowners multiple peril .....												
4. Homeowners multiple peril .....												
5.1 Commercial multiple peril (non-liability portion) .....												
5.2 Commercial multiple peril (liability portion) .....												
6. Mortgage guaranty .....												
8. Ocean marine .....												
9. Inland marine .....												
10. Financial guaranty .....												
11. Medical professional liability .....												
12. Earthquake .....												
13. Group accident and health (b) .....												
14. Credit accident and health (group and individual) .....												
15.1 Collectively renewable accident and health (b) .....												
15.2 Non-cancelable accident and health(b) .....												
15.3 Guaranteed renewable accident and health(b) .....												
15.4 Non-renewable for stated reasons only (b) .....												
15.5 Other accident only .....												
15.6 Medicare Title XVIII exempt from state taxes or fees .....												
15.7 All other accident and health (b) .....												
15.8 Federal employees health benefits program premium (b) .....												
16. Workers' compensation .....												
17.1 Other Liability - occurrence .....												
17.2 Other Liability - claims made .....												
17.3 Excess workers' compensation .....												
18. Products liability .....												
19.1 Private passenger auto no-fault (personal injury protection) .....						3,625			1,075			
19.2 Other private passenger auto liability .....	281,936	328,307		78,944	322,553	235,893	193,535	66,048	53,082	49,898	34,634	25,171
19.3 Commercial auto no-fault (personal injury protection) .....												
19.4 Other commercial auto liability .....												
21.1 Private passenger auto physical damage .....	89,797	101,422		26,911	38,372	51,967	3,988		869	96	11,842	7,794
21.2 Commercial auto physical damage .....												
22. Aircraft (all perils) .....												
23. Fidelity .....												
24. Surety .....												
26. Burglary and theft .....												
27. Boiler and machinery .....												
28. Credit .....												
30. Warranty .....												
34. Aggregate write-ins for other lines of business .....												
35. TOTALS (a) .....	371,733	429,729		105,855	360,925	291,485	197,523	66,048	55,026	49,994	46,476	32,965
<b>DETAILS OF WRITE-INS</b>												
3401. ....												
3402. ....												
3403. ....												
3498. Summary of remaining write-ins for Line 34 from overflow page .....												
3499. Totals (Lines 3401 thru 3403 plus 3498)(Line 34 above) .....												

(a) Finance and service charges not included in Lines 1 to 35 \$ 39,855

(b) For health business on indicated lines report: Number of persons insured under PPO managed care products ..... and number of persons insured under indemnity only products .....

19.VA



ANNUAL STATEMENT FOR THE YEAR 2012 OF THE Bristol West Insurance Company

**EXHIBIT OF PREMIUMS AND LOSSES (Statutory Page 14)**

NAIC Group Code 0212 Direct Business in the state of West Virginia During the Year 2012 NAIC Company Code 19658

Line of Business	Gross Premiums, Including Policy and Membership Fees, Less Return Premiums and Premiums on Policies not Taken		3 Dividends Paid or Credited to Policyholders on Direct Business	4 Direct Unearned Premium Reserves	5 Direct Losses Paid (deducting salvage)	6 Direct Losses Incurred	7 Direct Losses Unpaid	8 Direct Defense and Cost Containment Expense Paid	9 Direct Defense and Cost Containment Expense Incurred	10 Direct Defense and Cost Containment Expense Unpaid	11 Commissions and Brokerage Expenses	12 Taxes, Licenses and Fees
	1 Direct Premiums Written	2 Direct Premiums Earned										
1. Fire .....												
2.1 Allied lines .....												
2.2 Multiple peril crop .....												
2.3 Federal flood .....												
3. Farmowners multiple peril .....												
4. Homeowners multiple peril .....												
5.1 Commercial multiple peril (non-liability portion) .....												
5.2 Commercial multiple peril (liability portion) .....												
6. Mortgage guaranty .....												
8. Ocean marine .....												
9. Inland marine .....												
10. Financial guaranty .....												
11. Medical professional liability .....												
12. Earthquake .....												
13. Group accident and health (b) .....												
14. Credit accident and health (group and individual) .....												
15.1 Collectively renewable accident and health (b) .....												
15.2 Non-cancelable accident and health(b) .....												
15.3 Guaranteed renewable accident and health(b) .....												
15.4 Non-renewable for stated reasons only (b) .....												
15.5 Other accident only .....												
15.6 Medicare Title XVIII exempt from state taxes or fees .....												
15.7 All other accident and health (b) .....												
15.8 Federal employees health benefits program premium (b) .....												
16. Workers' compensation .....												
17.1 Other Liability - occurrence .....												
17.2 Other Liability - claims made .....												
17.3 Excess workers' compensation .....												
18. Products liability .....												
19.1 Private passenger auto no-fault (personal injury protection) .....												
19.2 Other private passenger auto liability .....												
19.3 Commercial auto no-fault (personal injury protection) .....												
19.4 Other commercial auto liability .....												
21.1 Private passenger auto physical damage .....												
21.2 Commercial auto physical damage .....												
22. Aircraft (all perils) .....												
23. Fidelity .....												
24. Surety .....												
26. Burglary and theft .....												
27. Boiler and machinery .....												
28. Credit .....												
30. Warranty .....												
34. Aggregate write-ins for other lines of business .....												
35. TOTALS (a) .....												
<b>DETAILS OF WRITE-INS</b>												
3401. ....												
3402. ....												
3403. ....												
3498. Summary of remaining write-ins for Line 34 from overflow page .....												
3499. Totals (Lines 3401 thru 3403 plus 3498)(Line 34 above) .....												

NONE

19.WV

(a) Finance and service charges not included in Lines 1 to 35 \$ .....  
 (b) For health business on indicated lines report: Number of persons insured under PPO managed care products ..... and number of persons insured under indemnity only products .....



ANNUAL STATEMENT FOR THE YEAR 2012 OF THE Bristol West Insurance Company

**EXHIBIT OF PREMIUMS AND LOSSES (Statutory Page 14)**

NAIC Group Code 0212 Direct Business in the state of Wisconsin During the Year 2012 NAIC Company Code 19658

Line of Business	Gross Premiums, Including Policy and Membership Fees, Less Return Premiums and Premiums on Policies not Taken		3 Dividends Paid or Credited to Policyholders on Direct Business	4 Direct Unearned Premium Reserves	5 Direct Losses Paid (deducting salvage)	6 Direct Losses Incurred	7 Direct Losses Unpaid	8 Direct Defense and Cost Containment Expense Paid	9 Direct Defense and Cost Containment Expense Incurred	10 Direct Defense and Cost Containment Expense Unpaid	11 Commissions and Brokerage Expenses	12 Taxes, Licenses and Fees
	1 Direct Premiums Written	2 Direct Premiums Earned										
1. Fire .....												
2.1 Allied lines .....												
2.2 Multiple peril crop .....												
2.3 Federal flood .....												
3. Farmowners multiple peril .....												
4. Homeowners multiple peril .....												
5.1 Commercial multiple peril (non-liability portion) .....												
5.2 Commercial multiple peril (liability portion) .....												
6. Mortgage guaranty .....												
8. Ocean marine .....												
9. Inland marine .....												
10. Financial guaranty .....												
11. Medical professional liability .....												
12. Earthquake .....												
13. Group accident and health (b) .....												
14. Credit accident and health (group and individual) .....												
15.1 Collectively renewable accident and health (b) .....												
15.2 Non-cancelable accident and health(b) .....												
15.3 Guaranteed renewable accident and health(b) .....												
15.4 Non-renewable for stated reasons only (b) .....												
15.5 Other accident only .....												
15.6 Medicare Title XVIII exempt from state taxes or fees .....												
15.7 All other accident and health (b) .....												
15.8 Federal employees health benefits program premium (b) .....												
16. Workers' compensation .....												
17.1 Other Liability - occurrence .....												
17.2 Other Liability - claims made .....												
17.3 Excess workers' compensation .....												
18. Products liability .....												
19.1 Private passenger auto no-fault (personal injury protection) .....												
19.2 Other private passenger auto liability .....	2,814,941	2,862,166		750,140	3,283,824	3,465,631	3,031,190	281,350	335,560	308,720	299,388	80,872
19.3 Commercial auto no-fault (personal injury protection) .....												
19.4 Other commercial auto liability .....												
21.1 Private passenger auto physical damage .....	1,302,620	1,318,296		338,357	757,409	767,172	23,141	8,314	27,807	2,581	143,346	41,362
21.2 Commercial auto physical damage .....												
22. Aircraft (all perils) .....												
23. Fidelity .....												
24. Surety .....												
26. Burglary and theft .....												
27. Boiler and machinery .....												
28. Credit .....												
30. Warranty .....												
34. Aggregate write-ins for other lines of business .....												
35. TOTALS (a) .....	4,117,561	4,180,462		1,088,497	4,041,233	4,232,803	3,054,331	289,664	363,367	311,301	442,734	122,234
<b>DETAILS OF WRITE-INS</b>												
3401. ....												
3402. ....												
3403. ....												
3498. Summary of remaining write-ins for Line 34 from overflow page .....												
3499. Totals (Lines 3401 thru 3403 plus 3498)(Line 34 above) .....												

(a) Finance and service charges not included in Lines 1 to 35 \$ 220,665  
 (b) For health business on indicated lines report: Number of persons insured under PPO managed care products ..... and number of persons insured under indemnity only products .....

19.W1



ANNUAL STATEMENT FOR THE YEAR 2012 OF THE Bristol West Insurance Company

**EXHIBIT OF PREMIUMS AND LOSSES (Statutory Page 14)**

NAIC Group Code 0212 Direct Business in the state of Grand Total During the Year 2012 NAIC Company Code 19658

Line of Business	Gross Premiums, Including Policy and Membership Fees, Less Return Premiums and Premiums on Policies not Taken		3 Dividends Paid or Credited to Policyholders on Direct Business	4 Direct Unearned Premium Reserves	5 Direct Losses Paid (deducting salvage)	6 Direct Losses Incurred	7 Direct Losses Unpaid	8 Direct Defense and Cost Containment Expense Paid	9 Direct Defense and Cost Containment Expense Incurred	10 Direct Defense and Cost Containment Expense Unpaid	11 Commissions and Brokerage Expenses	12 Taxes, Licenses and Fees
	1 Direct Premiums Written	2 Direct Premiums Earned										
1. Fire .....												
2.1 Allied lines .....												
2.2 Multiple peril crop .....												
2.3 Federal flood .....												
3. Farmowners multiple peril .....												
4. Homeowners multiple peril .....												
5.1 Commercial multiple peril (non-liability portion) .....												
5.2 Commercial multiple peril (liability portion) .....												
6. Mortgage guaranty .....												
8. Ocean marine .....												
9. Inland marine .....												
10. Financial guaranty .....												
11. Medical professional liability .....												
12. Earthquake .....												
13. Group accident and health (b) .....												
14. Credit accident and health (group and individual) .....												
15.1 Collectively renewable accident and health (b) .....												
15.2 Non-cancelable accident and health(b) .....												
15.3 Guaranteed renewable accident and health(b) .....												
15.4 Non-renewable for stated reasons only (b) .....												
15.5 Other accident only .....												
15.6 Medicare Title XVIII exempt from state taxes or fees .....												
15.7 All other accident and health (b) .....												
15.8 Federal employees health benefits program premium (b) .....												
16. Workers' compensation .....												
17.1 Other Liability - occurrence .....												
17.2 Other Liability - claims made .....												
17.3 Excess workers' compensation .....												
18. Products liability .....												
19.1 Private passenger auto no-fault (personal injury protection) .....	11,608,752	12,484,776		3,476,941	13,708,963	12,160,236	15,360,824	564,638	72,647	517,184	1,256,764	277,513
19.2 Other private passenger auto liability .....	156,810,252	160,803,020		42,018,478	107,827,020	121,137,095	106,088,739	4,913,717	5,088,345	8,564,108	17,238,326	4,149,790
19.3 Commercial auto no-fault (personal injury protection) .....												
19.4 Other commercial auto liability .....												
21.1 Private passenger auto physical damage .....	74,961,577	77,818,995		20,646,570	49,537,080	49,379,757	3,206,950	504,974	998,239	117,868	8,513,088	1,988,444
21.2 Commercial auto physical damage .....												
22. Aircraft (all perils) .....												
23. Fidelity .....												
24. Surety .....												
26. Burglary and theft .....												
27. Boiler and machinery .....												
28. Credit .....												
30. Warranty .....												
34. Aggregate write-ins for other lines of business .....												
35. TOTALS (a) .....	243,380,581	251,106,791		66,141,989	171,073,063	182,677,088	124,656,513	5,983,329	6,159,231	9,199,160	27,008,178	6,415,747
<b>DETAILS OF WRITE-INS</b>												
3401. ....												
3402. ....												
3403. ....												
3498. Summary of remaining write-ins for Line 34 from overflow page .....												
3499. Totals (Lines 3401 thru 3403 plus 3498)(Line 34 above) .....												

(a) Finance and service charges not included in Lines 1 to 35 \$ 12,829,074

(b) For health business on indicated lines report: Number of persons insured under PPO managed care products ..... and number of persons insured under indemnity only products .....

19 GT

Schedule F - Part 1

**NONE**

Schedule F - Part 2

**NONE**

ANNUAL STATEMENT FOR THE YEAR 2012 OF THE Bristol West Insurance Company

**SCHEDULE F - PART 3**

Ceded Reinsurance as of December 31, Current Year (000 OMITTED)

1 Federal ID Number	2 NAIC Company Code	3 Name of Reinsurer	4 Domiciliary Jurisdiction	5 Reinsurance Contracts Ceding 75% or More of Direct Premiums Written	6 Reinsurance Premiums Ceded	Reinsurance Recoverable On									Reinsurance Payable		18 Net Amount Recoverable From Reinsurers Cols. 15 - [16 + 17]	19 Funds Held By Company Under Reinsurance Treaties
						7 Paid Losses	8 Paid LAE	9 Known Case Loss Reserves	10 Known Case LAE Reserves	11 IBNR Loss Reserves	12 IBNR LAE Reserves	13 Unearned Premiums	14 Contingent Commis-sions	15 Columns 7 thru 14 Totals	16 Ceded Balances Payable	17 Other Amounts Due to Reinsurers		
95-2575893	.21652	Farmers Insurance Exchange	CA		242,870	10,999	3,249	62,466	403	49,948	13,179	65,841		206,084	83,940		122,144	
0299999		Total Authorized - Affiliates - U.S. Non-Pool			242,870	10,999	3,249	62,466	403	49,948	13,179	65,841		206,084	83,940		122,144	
0499999		Total Authorized - Affiliates			242,870	10,999	3,249	62,466	403	49,948	13,179	65,841		206,084	83,940		122,144	
38-0855585	.22012	Motors Insurance Corporation	MI			112	48		1		0			161	70		92	
0599998		Total Authorized - Other U.S. Unaffiliated Insurers (Under \$100,000)				112	48		1		0			161	70		92	
0599999		Total Authorized - Other U.S. Unaffiliated Insurers				112	48		1		0			161	70		92	
AA-9991159	.00000	Michigan Catastrophic Claims Association	MI		510	2,377	7,149			2,496		301		12,323	215		12,109	
0699999		Total Authorized - Pools - Mandatory Pools			510	2,377	7,149			2,496		301		12,323	215		12,109	
0899998		Total Authorized - Other Non-U.S. Insurers (Under \$100,000)																
0899999		Total Authorized - Other Non-U.S. Insurers																
0999999		Total Authorized			243,381	13,488	3,297	69,615	404	52,444	13,179	66,142		218,569	84,224		134,345	
1399999		Total Unauthorized - Affiliates																
1499998		Total Unauthorized - Other U.S. Unaffiliated Insurers (Under \$100,000)																
1499999		Total Unauthorized - Other U.S. Unaffiliated Insurers																
1799998		Total Unauthorized - Other Non-U.S. Insurers (Under \$100,000)																
1799999		Total Unauthorized - Other Non-U.S. Insurers																
1899999		Total Unauthorized																
2299999		Total Certified - Affiliates																
2399998		Total Certified - Other U.S. Unaffiliated Insurers (Under \$100,000)																
2399999		Total Certified - Other U.S. Unaffiliated Insurers																
2699998		Total Certified - Other Non-U.S. Insurers (Under \$100,000)																
2699999		Total Certified - Other Non-U.S. Insurers																
2799999		Total Certified																
2899999		Total Authorized, Unauthorized and Certified			243,381	13,488	3,297	69,615	404	52,444	13,179	66,142		218,569	84,224		134,345	
2999999		Total Protected Cells																
9999999		Totals			243,381	13,488	3,297	69,615	404	52,444	13,179	66,142		218,569	84,224		134,345	

NOTE: A. Report the five largest provisional commission rates included in the cedant's reinsurance treaties. The commission rate to be reported is by contract with ceded premium in excess of \$50,000:

	1 Name of Reinsurer	2 Commission Rate	3 Ceded Premium
1.	.....	.....	.....
2.	.....	.....	.....
3.	.....	.....	.....
4.	.....	.....	.....
5.	.....	.....	.....

B. Report the five largest reinsurance recoverables reported in Column 15, due from any one reinsurer (based on the total recoverables, Line 9999999, Column 15), the amount of ceded premium, and indicate whether the recoverables are due from an affiliated insurer.

	1 Name of Reinsurer	2 Total Recoverables	3 Ceded Premiums	4 Affiliated
1.	Farmers Insurance Exchange	206,084	242,870	Yes [ X ] No [ ]
2.	Michigan Catastrophic Claims Association	12,323	510	Yes [ ] No [ X ]
3.	Motors Insurance Corporation	161		Yes [ ] No [ X ]
4.	.....			Yes [ ] No [ ]
5.	.....			Yes [ ] No [ ]

ANNUAL STATEMENT FOR THE YEAR 2012 OF THE Bristol West Insurance Company

**SCHEDULE F - PART 4**

Aging of Ceded Reinsurance as of December 31, Current Year (000 OMITTED)

1 Federal ID Number	2 NAIC Com- pany Code	3 Name of Reinsurer	4 Domiciliary Jurisdiction	Reinsurance Recoverable on Paid Losses and Paid Loss Adjustment Expenses							12 Percentage Overdue Col. 10/Col. 11	13 Percentage More Than 120 Days Overdue Col. 9/Col. 11
				5 Current	Overdue				11 Total Due Cols. 5 + 10			
					6 1 to 29 Days	7 30 to 90 Days	8 91 to 120 Days	9 Over 120 Days		10 Total Overdue Cols. 6 + 7 + 8 + 9		
95-2575893	21652	Farmers Insurance Exchange	CA	14,248						14,248		
0299999. Total Authorized - Affiliates - U.S. Non-Pool				14,248						14,248		
0499999. Total Authorized - Affiliates				14,248						14,248		
38-0855585	22012	Motors Insurance Corporation	MI	160						160		
0599999. Total Authorized - Other U.S. Unaffiliated Insurers				160						160		
AA-9991159	00000	Michigan Catastrophic Claims Association	MI	2,377						2,377		
0699999. Total Authorized - Pools - Mandatory Pools				2,377						2,377		
0999999. Total Authorized				16,785						16,785		
1399999. Total Unauthorized - Affiliates												
1899999. Total Unauthorized												
2299999. Total Certified - Affiliates												
2799999. Total Certified												
2899999. Total Authorized, Unauthorized and Certified				16,785						16,785		
2999999. Total Protected Cells												
9999999 Totals				16,785						16,785		

Schedule F - Part 5

**N O N E**

Schedule F - Part 5 - Bank Footnote

**N O N E**

Schedule F - Part 6 - Section 1 - Provision for Reinsurance Ceded to Certified Reinsurers

**N O N E**

Schedule F - Part 6 - Section 1 - Bank Footnote

**N O N E**

Schedule F - Part 6 - Section 2 - Provision for Overdue Reinsurance Ceded to Certified Reinsurers

**N O N E**

Schedule F - Part 7 - Provision for Overdue Authorized Reinsurance

**N O N E**

Schedule F - Part 8 - Provision for Overdue Reinsurance

**N O N E**

ANNUAL STATEMENT FOR THE YEAR 2012 OF THE Bristol West Insurance Company

**SCHEDULE F - PART 9**

Restatement of Balance Sheet to Identify Net Credit for Reinsurance

	1 As Reported (Net of Ceded)	2 Restatement Adjustments	3 Restated (Gross of Ceded)
ASSETS (Page 2, Col. 3)			
1. Cash and invested assets (Line 12) .....	67,696,716		67,696,716
2. Premiums and considerations (Line 15) .....	52,919,132		52,919,132
3. Reinsurance recoverable on loss and loss adjustment expense payments (Line 16.1) .....	16,784,618	(16,784,618)	
4. Funds held by or deposited with reinsured companies (Line 16.2) .....			
5. Other assets .....	2,443,902		2,443,902
6. Net amount recoverable from reinsurers .....		134,344,897	134,344,897
7. Protected cell assets (Line 27) .....			
8. Totals (Line 28) .....	139,844,368	117,560,279	257,404,647
LIABILITIES (Page 3)			
9. Losses and loss adjustment expenses (Lines 1 through 3) .....	2,796,345	135,642,580	138,438,925
10. Taxes, expenses, and other obligations (Lines 4 through 8) .....	5,092,873		5,092,873
11. Unearned premiums (Line 9) .....		66,141,987	66,141,987
12. Advance premiums (Line 10) .....	518,780		518,780
13. Dividends declared and unpaid (Line 11.1 and 11.2) .....			
14. Ceded reinsurance premiums payable (net of ceding commissions (Line 12) .....	84,224,288	(84,224,288)	
15. Funds held by company under reinsurance treaties (Line 13) .....			
16. Amounts withheld or retained by company for account of others (Line 14) .....			
17. Provision for reinsurance (Line 16) .....			
18. Other liabilities .....	2,245,285		2,245,285
19. Total liabilities excluding protected cell business (Line 26) .....	94,877,571	117,560,279	212,437,850
20. Protected cell liabilities (Line 27) .....			
21. Surplus as regards policyholders (Line 37)	44,966,797	XXX	44,966,797
22. Totals (Line 38)	139,844,368	117,560,279	257,404,647

NOTE: Is the restatement of this exhibit the result of grossing up balances ceded to affiliates under 100 percent reinsurance or pooling arrangements? ..... Yes [  ] No [  ]

If yes, give full explanation: Bristol West Insurance Company cedes 100% of its business, after other reinsurance, to Farmers Insurance Exchange, an affiliate domiciled in California. ....

Schedule H - Part 1

**N O N E**

Schedule H - Part 2 - Reserves and Liabilities

**N O N E**

Schedule H - Part 3 - Prior Year's Claim Reserves and Liabilities

**N O N E**

Schedule H - Part 4 - Reinsurance

**N O N E**

Schedule H - Part 5 - Health Claims

**N O N E**

ANNUAL STATEMENT FOR THE YEAR 2012 OF THE Bristol West Insurance Company  
**SCHEDULE P - PART 1A - HOMEOWNERS/FAROWNERS**  
(\$000 OMITTED)

Years in Which Premiums Were Earned and Losses Were Incurred	Premiums Earned			Loss and Loss Expense Payments						10 Salvage and Subrogation Received	11 Total Net Paid Cols (4 - 5 + 6 - 7 + 8 - 9)	12 Number of Claims Reported Direct and Assumed
	1 Direct and Assumed	2 Ceded	3 Net (1 - 2)	Loss Payments		Defense and Cost Containment Payments		Adjusting and Other Payments				
				4 Direct and Assumed	5 Ceded	6 Direct and Assumed	7 Ceded	8 Direct and Assumed	9 Ceded			
1. Prior...	XXX	XXX	XXX									XXX
2. 2003												
3. 2004												
4. 2005												
5. 2006												
6. 2007												
7. 2008												
8. 2009												
9. 2010												
10. 2011												
11. 2012												
12. Totals	XXX	XXX	XXX									XXX

**NONE**

	Losses Unpaid				Defense and Cost Containment Unpaid				Adjusting and Other Unpaid		23 Salvage and Subrogation Anticipated	24 Total Net Losses and Expenses Unpaid	25 Number of Claims Outstanding Direct and Assumed
	Case Basis		Bulk + IBNR		Case Basis		Bulk + IBNR		Adjusting and Other Unpaid				
	13 Direct and Assumed	14 Ceded	15 Direct and Assumed	16 Ceded	17 Direct and Assumed	18 Ceded	19 Direct and Assumed	20 Ceded	21 Direct and Assumed	22 Ceded			
1. Prior...													
2. 2003													
3. 2004													
4. 2005													
5. 2006													
6. 2007													
7. 2008													
8. 2009													
9. 2010													
10. 2011													
11. 2012													
12. Totals													

**NONE**

	Total Losses and Loss Expenses Incurred			Loss and Loss Expense Percentage (Incurred / Premiums Earned)			Nontabular Discount		34 Inter-Company Pooling Participation Percentage	Net Balance Sheet Reserves After Discount	
	26 Direct and Assumed	27 Ceded	28 Net	29 Direct and Assumed	30 Ceded	31 Net	32 Loss	33 Loss Expense		35 Losses Unpaid	36 Loss Expenses Unpaid
	1. Prior...	XXX	XXX	XXX	XXX	XXX	XXX				XXX
2. 2003											
3. 2004											
4. 2005											
5. 2006											
6. 2007											
7. 2008											
8. 2009											
9. 2010											
10. 2011											
11. 2012											
12. Totals	XXX	XXX	XXX	XXX	XXX	XXX			XXX		

**NONE**

**ANNUAL STATEMENT FOR THE YEAR 2012 OF THE Bristol West Insurance Company**  
**SCHEDULE P - PART 1B - PRIVATE PASSENGER AUTO LIABILITY/MEDICAL**  
(\$000 OMITTED)

Years in Which Premiums Were Earned and Losses Were Incurred	Premiums Earned			Loss and Loss Expense Payments						12 Number of Claims Reported Direct and Assumed		
	1 Direct and Assumed	2 Ceded	3 Net (1 - 2)	Loss Payments		Defense and Cost Containment Payments		Adjusting and Other Payments			10 Salvage and Subrogation Received	11 Total Net Paid Cols (4 - 5 + 6 - 7 + 8 - 9)
				4	5	6	7	8	9			
				Direct and Assumed	Ceded	Direct and Assumed	Ceded	Direct and Assumed	Ceded			
1. Prior	XXX	XXX	XXX	585	567	7	1	65		9	88	XXX
2. 2003	152,467	93,397	59,070	89,882	54,164	6,893	3,217	13,751	8,336	404	44,808	35,191
3. 2004	146,778	121,131	25,647	87,060	70,688	6,205	4,776	12,036	9,978	425	19,860	30,706
4. 2005	135,338	96,930	38,408	91,391	66,447	5,206	4,066	10,975	7,793	521	29,266	26,971
5. 2006	134,788	104,479	30,309	75,743	57,393	4,540	6,022	11,087	8,618	411	19,337	26,558
6. 2007	122,070	110,422	11,648	79,024	71,507	4,489	4,038	10,350	9,330	134	8,989	27,246
7. 2008	141,189	127,345	13,844	90,085	81,069	3,806	3,423	11,543	10,426	223	10,515	33,349
8. 2009	184,315	166,032	18,282	121,659	109,549	4,006	3,605	17,516	16,081	332	13,945	46,113
9. 2010	199,941	199,941		114,426	114,426	3,818	3,818	22,840	22,840			48,275
10. 2011	179,535	179,535		87,849	87,849	1,810	1,810	20,348	20,348			42,736
11. 2012	173,288	173,288		54,813	54,813	338	338	15,333	15,333			39,540
12. Totals	XXX	XXX	XXX	892,517	768,473	41,119	35,116	145,844	129,083	2,459	146,808	XXX

	Losses Unpaid				Defense and Cost Containment Unpaid				Adjusting and Other Unpaid		23 Salvage and Subrogation Anticipated	24 Total Net Losses and Expenses Unpaid	25 Number of Claims Outstanding Direct and Assumed
	Case Basis		Bulk + IBNR		Case Basis		Bulk + IBNR		21 Direct and Assumed	22 Ceded			
	13	14	15	16	17	18	19	20					
	Direct and Assumed	Ceded	Direct and Assumed	Ceded	Direct and Assumed	Ceded	Direct and Assumed	Ceded					
1. Prior	298	283		0	20	1		0				34	
2. 2003	229	26	75	75	7		13		3		0	226	13
3. 2004	1,259	1,057	233	155	14		(12)		5		7	286	18
4. 2005	1,956	1,549	464	187	13		0		7		29	703	26
5. 2006	1,211	854	635	225	9		23		6		36	805	24
6. 2007	3,304	3,256	682	645	43	38	25	22	10	9	0	92	48
7. 2008	834	761	697	639	167	150	(12)	(10)	19	17	0	148	104
8. 2009	3,209	2,894	1,709	1,558	238	214	350	315	72	65	1	532	337
9. 2010	9,921	9,921	5,172	5,172			1,681	1,681	234	234			847
10. 2011	16,583	16,583	10,575	10,575			2,733	2,733	555	555			1,655
11. 2012	29,587	29,587	32,820	32,820			3,771	3,771	2,932	2,932			6,246
12. Totals	68,390	66,771	53,059	52,050	510	404	8,571	8,511	3,844	3,813	74	2,826	9,318

	Total Losses and Loss Expenses Incurred			Loss and Loss Expense Percentage (Incurred / Premiums Earned)			Nontabular Discount		34 Inter-Company Pooling Participation Percentage	Net Balance Sheet Reserves After Discount	
	26	27	28	29	30	31	32	33		35	36
	Direct and Assumed	Ceded	Net	Direct and Assumed	Ceded	Net	Loss	Loss Expense		Losses Unpaid	Loss Expenses Unpaid
1. Prior	XXX	XXX	XXX	XXX	XXX	XXX			XXX	15	19
2. 2003	110,853	65,819	45,034	72.7	70.5	76.2				203	23
3. 2004	106,800	86,654	20,146	72.8	71.5	78.6				280	6
4. 2005	110,012	80,042	29,969	81.3	82.6	78.0				683	20
5. 2006	93,254	73,111	20,142	69.2	70.0	66.5				768	38
6. 2007	97,927	88,846	9,081	80.2	80.5	78.0				84	8
7. 2008	107,138	96,475	10,663	75.9	75.8	77.0				130	17
8. 2009	148,758	134,281	14,477	80.7	80.9	79.2				466	66
9. 2010	158,092	158,092		79.1	79.1						
10. 2011	140,453	140,453		78.2	78.2						
11. 2012	139,594	139,594		80.6	80.6						
12. Totals	XXX	XXX	XXX	XXX	XXX	XXX			XXX	2,629	197

Schedule P - Part 1C - Commercial Auto/Truck Liability/Medical

**N O N E**

Schedule P - Part 1D - Workers' Compensation (Excluding Excess Workers' Compensation)

**N O N E**

Schedule P - Part 1E - Commercial Multiple Peril

**N O N E**

Schedule P - Part 1F - Section 1 - Medical Professional Liability - Occurrence

**N O N E**

Schedule P - Part 1F - Section 2 - Medical Professional Liability - Claims-Made

**N O N E**

Schedule P - Part 1G - Special Liability (Ocean Marine, Aircraft (all perils), Boiler and Machinery)

**N O N E**

Schedule P - Part 1H - Section 1 - Other Liability - Occurrence

**N O N E**

Schedule P - Part 1H - Section 2 - Other Liability - Claims-Made

**N O N E**

Schedule P - Part 1I - Special Property (Fire, Allied Lines...)

**N O N E**

**ANNUAL STATEMENT FOR THE YEAR 2012 OF THE Bristol West Insurance Company**  
**SCHEDULE P - PART 1J - AUTO PHYSICAL DAMAGE**  
(\$000 OMITTED)

Years in Which Premiums Were Earned and Losses Were Incurred	Premiums Earned			Loss and Loss Expense Payments						10 Salvage and Subrogation Received	11 Total Net Paid Cols (4 - 5 + 6 - 7 + 8 - 9)	12 Number of Claims Reported Direct and Assumed
	1 Direct and Assumed	2 Ceded	3 Net (1 - 2)	Loss Payments		Defense and Cost Containment Payments		Adjusting and Other Payments				
				4 Direct and Assumed	5 Ceded	6 Direct and Assumed	7 Ceded	8 Direct and Assumed	9 Ceded			
1. Prior.....	XXX	XXX	XXX	(77)	(35)	42	41	51	45	71	(34)	XXX
2. 2011.....	83,278	83,278		54,364	54,364	441	441	8,885	8,885			33,547
3. 2012.....	77,819	77,819		46,131	46,131	291	291	8,971	8,971			29,435
4. Totals.....	XXX	XXX	XXX	100,418	100,460	774	772	17,907	17,901	71	(34)	XXX

	Losses Unpaid				Defense and Cost Containment Unpaid				Adjusting and Other Unpaid		23 Salvage and Subrogation Anticipated	24 Total Net Losses and Expenses Unpaid	25 Number of Claims Outstanding Direct and Assumed
	Case Basis		Bulk + IBNR		Case Basis		Bulk + IBNR		Adjusting and Other Unpaid				
	13 Direct and Assumed	14 Ceded	15 Direct and Assumed	16 Ceded	17 Direct and Assumed	18 Ceded	19 Direct and Assumed	20 Ceded	21 Direct and Assumed	22 Ceded			
1. Prior.....	19	18	(288)	(256)	0	0	21	20	17	16	22	(30)	246
2. 2011.....	20	20	(222)	(222)			24	24	17	17			70
3. 2012.....	2,806	2,806	872	872			72	72	706	706			1,092
4. Totals.....	2,845	2,845	362	394	0	0	118	117	740	739	22	(30)	1,408

	Total Losses and Loss Expenses Incurred			Loss and Loss Expense Percentage (Incurred / Premiums Earned)			Nontabular Discount		34 Inter-Company Pooling Participation Percentage	Net Balance Sheet Reserves After Discount	
	26 Direct and Assumed	27 Ceded	28 Net	29 Direct and Assumed	30 Ceded	31 Net	32 Loss	33 Loss Expense		35 Losses Unpaid	36 Loss Expenses Unpaid
	1. Prior.....	XXX	XXX	XXX	XXX	XXX	XXX				XXX
2. 2011.....	63,529	63,529		76.3	76.3						
3. 2012.....	59,849	59,849		76.9	76.9						
4. Totals.....	XXX	XXX	XXX	XXX	XXX	XXX			XXX	(32)	2

Schedule P - Part 1K - Fidelity/Surety

**N O N E**

Schedule P - Part 1L - Other (Including Credit, Accident and Health)

**N O N E**

Schedule P - Part 1M - International

**N O N E**

Schedule P - Part 1N - Reinsurance - Nonproportional Assumed Property

**N O N E**

Schedule P - Part 1O - Reinsurance - Nonproportional Assumed Liability

**N O N E**

Schedule P - Part 1P - Reinsurance - Nonproportional Assumed Financial Lines

**N O N E**

Schedule P - Part 1R - Section 1 - Products Liability - Occurrence

**N O N E**

Schedule P - Part 1R - Section 2 - Products Liability - Claims-Made

**N O N E**

Schedule P - Part 1S - Financial Guaranty/Mortgage Guaranty

**N O N E**

Schedule P - Part 1T - Warranty

**N O N E**

ANNUAL STATEMENT FOR THE YEAR 2012 OF THE Bristol West Insurance Company

**SCHEDULE P - PART 2A - HOMEOWNERS/FAROWNERS**

Years in Which Losses Were Incurred	INCURRED NET LOSSES AND DEFENSE AND COST CONTAINMENT EXPENSES REPORTED AT YEAR END (\$000 OMITTED)										DEVELOPMENT	
	1 2003	2 2004	3 2005	4 2006	5 2007	6 2008	7 2009	8 2010	9 2011	10 2012	11 One Year	12 Two Year
1. Prior.....												
2. 2003.....												
3. 2004.....	XXX											
4. 2005.....	XXX	XXX										
5. 2006.....	XXX	XXX	XXX									
6. 2007.....	XXX	XXX	XXX	XXX								
7. 2008.....	XXX	XXX	XXX	XXX	XXX							
8. 2009.....	XXX	XXX	XXX	XXX	XXX	XXX						
9. 2010.....	XXX	XXX	XXX	XXX	XXX	XXX	XXX					
10. 2011.....	XXX	XXX	XXX	XXX	XXX	XXX	XXX	XXX				XXX
11. 2012.....	XXX	XXX	XXX	XXX	XXX	XXX	XXX	XXX	XXX		XXX	XXX
12. Totals												

**SCHEDULE P - PART 2B - PRIVATE PASSENGER AUTO LIABILITY/MEDICAL**

1. Prior.....	1,888	1,652	2,499	3,071	3,671	3,826	3,824	3,822	3,688	3,843	156	21
2. 2003.....	32,025	33,755	35,654	36,771	37,793	38,086	39,005	39,370	39,475	39,616	141	246
3. 2004.....	XXX	12,327	12,289	13,781	15,881	17,552	19,083	17,767	17,872	18,083	211	316
4. 2005.....	XXX	XXX	22,736	22,669	26,176	26,966	28,327	26,193	26,389	26,780	391	588
5. 2006.....	XXX	XXX	XXX	17,141	20,154	19,739	18,603	17,408	17,787	17,667	(120)	259
6. 2007.....	XXX	XXX	XXX	XXX	7,653	7,813	7,944	7,923	8,014	8,059	45	136
7. 2008.....	XXX	XXX	XXX	XXX	XXX	8,750	9,206	9,253	9,417	9,544	127	291
8. 2009.....	XXX	XXX	XXX	XXX	XXX	XXX	11,538	12,275	12,749	13,035	286	760
9. 2010.....	XXX	XXX	XXX	XXX	XXX	XXX	XXX					
10. 2011.....	XXX	XXX	XXX	XXX	XXX	XXX	XXX	XXX				XXX
11. 2012.....	XXX	XXX	XXX	XXX	XXX	XXX	XXX	XXX	XXX		XXX	XXX
12. Totals											1,237	2,617

**SCHEDULE P - PART 2C - COMMERCIAL AUTO/TRUCK LIABILITY/MEDICAL**

1. Prior.....												
2. 2003.....												
3. 2004.....	XXX											
4. 2005.....	XXX	XXX										
5. 2006.....	XXX	XXX	XXX									
6. 2007.....	XXX	XXX	XXX	XXX								
7. 2008.....	XXX	XXX	XXX	XXX	XXX							
8. 2009.....	XXX	XXX	XXX	XXX	XXX	XXX						
9. 2010.....	XXX	XXX	XXX	XXX	XXX	XXX	XXX					
10. 2011.....	XXX	XXX	XXX	XXX	XXX	XXX	XXX	XXX				XXX
11. 2012.....	XXX	XXX	XXX	XXX	XXX	XXX	XXX	XXX	XXX		XXX	XXX
12. Totals												

**SCHEDULE P - PART 2D - WORKERS' COMPENSATION  
(EXCLUDING EXCESS WORKERS' COMPENSATION)**

1. Prior.....												
2. 2003.....												
3. 2004.....	XXX											
4. 2005.....	XXX	XXX										
5. 2006.....	XXX	XXX	XXX									
6. 2007.....	XXX	XXX	XXX	XXX								
7. 2008.....	XXX	XXX	XXX	XXX	XXX							
8. 2009.....	XXX	XXX	XXX	XXX	XXX	XXX						
9. 2010.....	XXX	XXX	XXX	XXX	XXX	XXX	XXX					
10. 2011.....	XXX	XXX	XXX	XXX	XXX	XXX	XXX	XXX				XXX
11. 2012.....	XXX	XXX	XXX	XXX	XXX	XXX	XXX	XXX	XXX		XXX	XXX
12. Totals												

**SCHEDULE P - PART 2E - COMMERCIAL MULTIPLE PERIL**

1. Prior.....												
2. 2003.....												
3. 2004.....	XXX											
4. 2005.....	XXX	XXX										
5. 2006.....	XXX	XXX	XXX									
6. 2007.....	XXX	XXX	XXX	XXX								
7. 2008.....	XXX	XXX	XXX	XXX	XXX							
8. 2009.....	XXX	XXX	XXX	XXX	XXX	XXX						
9. 2010.....	XXX	XXX	XXX	XXX	XXX	XXX	XXX					
10. 2011.....	XXX	XXX	XXX	XXX	XXX	XXX	XXX	XXX				XXX
11. 2012.....	XXX	XXX	XXX	XXX	XXX	XXX	XXX	XXX	XXX		XXX	XXX
12. Totals												

Schedule P - Part 2F - Section 1 - Medical Professional Liability - Occurrence

**N O N E**

Schedule P - Part 2F - Section 2 - Medical Professional Liability - Claims-Made

**N O N E**

Schedule P - Part 2G - Special Liability (Ocean Marine, Aircraft (all perils), Boiler and Machinery)

**N O N E**

Schedule P - Part 2H - Section 1 - Other Liability - Occurrence

**N O N E**

Schedule P - Part 2H - Section 2- Other Liability - Claims-Made

**N O N E**

ANNUAL STATEMENT FOR THE YEAR 2012 OF THE Bristol West Insurance Company  
**SCHEDULE P - PART 2I - SPECIAL PROPERTY (FIRE, ALLIED LINES, INLAND MARINE, EARTHQUAKE, BURGLARY, AND THEFT)**

Years in Which Losses Were Incurred	INCURRED NET LOSSES AND DEFENSE AND COST CONTAINMENT EXPENSES REPORTED AT YEAR END (\$000 OMITTED)										DEVELOPMENT	
	1 2003	2 2004	3 2005	4 2006	5 2007	6 2008	7 2009	8 2010	9 2011	10 2012	11 One Year	12 Two Year
1. Prior.....	XXX	XXX	XXX	XXX	XXX	XXX	XXX	XXX				
2. 2011.....	XXX	XXX	XXX	XXX	XXX	XXX	XXX	XXX				XXX
3. 2012.....	XXX	XXX	XXX	XXX	XXX	XXX	XXX	XXX	XXX		XXX	XXX
4. Totals												

**SCHEDULE P - PART 2J - AUTO PHYSICAL DAMAGE**

1. Prior.....	XXX	XXX	XXX	XXX	XXX	XXX	XXX	(215)	(94)	(157)	(63)	58
2. 2011.....	XXX	XXX	XXX	XXX	XXX	XXX	XXX	XXX				XXX
3. 2012.....	XXX	XXX	XXX	XXX	XXX	XXX	XXX	XXX	XXX		XXX	XXX
4. Totals											(63)	58

**SCHEDULE P - PART 2K - FIDELITY/SURETY**

1. Prior.....	XXX	XXX	XXX	XXX	XXX	XXX	XXX					
2. 2011.....	XXX	XXX	XXX	XXX	XXX	XXX	XXX	XXX				XXX
3. 2012.....	XXX	XXX	XXX	XXX	XXX	XXX	XXX	XXX	XXX		XXX	XXX
4. Totals												

**SCHEDULE P - PART 2L - OTHER (INCLUDING CREDIT, ACCIDENT AND HEALTH)**

1. Prior.....	XXX	XXX	XXX	XXX	XXX	XXX	XXX					
2. 2011.....	XXX	XXX	XXX	XXX	XXX	XXX	XXX	XXX				XXX
3. 2012.....	XXX	XXX	XXX	XXX	XXX	XXX	XXX	XXX	XXX		XXX	XXX
4. Totals												

**SCHEDULE P - PART 2M - INTERNATIONAL**

1. Prior.....												
2. 2003.....												
3. 2004.....	XXX											
4. 2005.....	XXX	XXX										
5. 2006.....	XXX	XXX	XXX									
6. 2007.....	XXX	XXX	XXX	XXX								
7. 2008.....	XXX	XXX	XXX	XXX	XXX							
8. 2009.....	XXX	XXX	XXX	XXX	XXX	XXX						
9. 2010.....	XXX	XXX	XXX	XXX	XXX	XXX	XXX					
10. 2011.....	XXX	XXX	XXX	XXX	XXX	XXX	XXX	XXX				XXX
11. 2012.....	XXX	XXX	XXX	XXX	XXX	XXX	XXX	XXX	XXX		XXX	XXX
12. Totals												

Schedule P - Part 2N - Reinsurance - Nonproportional Assumed Property

**N O N E**

Schedule P - Part 2O - Reinsurance - Nonproportional Assumed Liability

**N O N E**

Schedule P - Part 2P - Reinsurance - Nonproportional Assumed Financial Lines

**N O N E**

Schedule P - Part 2R - Section 1 - Products Liability - Occurrence

**N O N E**

Schedule P - Part 2R - Section 2 - Products Liability - Claims-Made

**N O N E**

Schedule P - Part 2S - Financial Guaranty/Mortgage Guaranty

**N O N E**

Schedule P - Part 2T - Warranty

**N O N E**

ANNUAL STATEMENT FOR THE YEAR 2012 OF THE Bristol West Insurance Company

**SCHEDULE P - PART 3A - HOMEOWNERS/FAROWNERS**

Years in Which Losses Were Incurred	CUMULATIVE PAID NET LOSSES AND DEFENSE AND COST CONTAINMENT EXPENSES REPORTED AT YEAR END (\$000 OMITTED)										11 Number of Claims Closed With Loss Payment	12 Number of Claims Closed Without Loss Payment	
	1	2	3	4	5	6	7	8	9	10			
	2003	2004	2005	2006	2007	2008	2009	2010	2011	2012			
1. Prior	.000												
2. 2003													
3. 2004	XXX												
4. 2005	XXX	XXX											
5. 2006	XXX	XXX	XXX										
6. 2007	XXX	XXX	XXX	XXX									
7. 2008	XXX	XXX	XXX	XXX	XXX								
8. 2009	XXX	XXX	XXX	XXX	XXX	XXX							
9. 2010	XXX	XXX	XXX	XXX	XXX	XXX	XXX						
10. 2011	XXX	XXX	XXX	XXX	XXX	XXX	XXX	XXX					
11. 2012	XXX	XXX	XXX	XXX	XXX	XXX	XXX	XXX	XXX				

NONE

**SCHEDULE P - PART 3B - PRIVATE PASSENGER AUTO LIABILITY/MEDICAL**

1. Prior	.000	(120)	1,599	2,833	3,421	3,643	3,742	3,750	3,786	3,810	810	322
2. 2003	14,612	28,541	31,963	34,973	36,783	37,649	38,609	39,300	39,326	39,394	22,282	12,896
3. 2004	XXX	6,175	3,007	9,268	11,846	15,487	17,007	17,545	17,682	17,802	19,004	11,684
4. 2005	XXX	XXX	10,775	15,760	14,656	20,797	23,716	25,163	25,739	26,084	16,944	10,001
5. 2006	XXX	XXX	XXX	6,851	(2,941)	8,311	13,133	15,619	16,562	16,868	15,990	10,544
6. 2007	XXX	XXX	XXX	XXX	3,131	5,858	6,980	7,605	7,851	7,968	16,591	10,607
7. 2008	XXX	XXX	XXX	XXX	XXX	3,609	7,151	8,469	9,127	9,398	19,808	13,437
8. 2009	XXX	XXX	XXX	XXX	XXX	XXX	5,205	9,399	11,525	12,510	28,443	17,333
9. 2010	XXX	XXX	XXX	XXX	XXX	XXX	XXX	XXX	XXX	XXX	34,046	13,382
10. 2011	XXX	XXX	XXX	XXX	XXX	XXX	XXX	XXX	XXX	XXX	29,684	11,397
11. 2012	XXX	XXX	XXX	XXX	XXX	XXX	XXX	XXX	XXX	XXX	21,581	11,713

**SCHEDULE P - PART 3C - COMMERCIAL AUTO/TRUCK LIABILITY/MEDICAL**

1. Prior	.000												
2. 2003													
3. 2004	XXX												
4. 2005	XXX	XXX											
5. 2006	XXX	XXX	XXX										
6. 2007	XXX	XXX	XXX	XXX									
7. 2008	XXX	XXX	XXX	XXX	XXX								
8. 2009	XXX	XXX	XXX	XXX	XXX	XXX							
9. 2010	XXX	XXX	XXX	XXX	XXX	XXX	XXX						
10. 2011	XXX	XXX	XXX	XXX	XXX	XXX	XXX	XXX					
11. 2012	XXX	XXX	XXX	XXX	XXX	XXX	XXX	XXX	XXX	XXX			

NONE

**SCHEDULE P - PART 3D - WORKERS' COMPENSATION  
(EXCLUDING EXCESS WORKERS' COMPENSATION)**

1. Prior	.000												
2. 2003													
3. 2004	XXX												
4. 2005	XXX	XXX											
5. 2006	XXX	XXX	XXX										
6. 2007	XXX	XXX	XXX	XXX									
7. 2008	XXX	XXX	XXX	XXX	XXX								
8. 2009	XXX	XXX	XXX	XXX	XXX	XXX							
9. 2010	XXX	XXX	XXX	XXX	XXX	XXX	XXX						
10. 2011	XXX	XXX	XXX	XXX	XXX	XXX	XXX	XXX					
11. 2012	XXX	XXX	XXX	XXX	XXX	XXX	XXX	XXX	XXX	XXX			

NONE

**SCHEDULE P - PART 3E - COMMERCIAL MULTIPLE PERIL**

1. Prior	.000												
2. 2003													
3. 2004	XXX												
4. 2005	XXX	XXX											
5. 2006	XXX	XXX	XXX										
6. 2007	XXX	XXX	XXX	XXX									
7. 2008	XXX	XXX	XXX	XXX	XXX								
8. 2009	XXX	XXX	XXX	XXX	XXX	XXX							
9. 2010	XXX	XXX	XXX	XXX	XXX	XXX	XXX						
10. 2011	XXX	XXX	XXX	XXX	XXX	XXX	XXX	XXX					
11. 2012	XXX	XXX	XXX	XXX	XXX	XXX	XXX	XXX	XXX	XXX			

NONE

Schedule P - Part 3F - Section 1 - Medical Professional Liability - Occurrence

**N O N E**

Schedule P - Part 3F - Section 2 - Medical Professional Liability - Claims-Made

**N O N E**

Schedule P - Part 3G - Special Liability

**N O N E**

Schedule P - Part 3H - Section 1 - Other Liability - Occurrence

**N O N E**

Schedule P - Part 3H - Section 2 - Other Liability - Claims-Made

**N O N E**

ANNUAL STATEMENT FOR THE YEAR 2012 OF THE Bristol West Insurance Company  
**SCHEDULE P - PART 3I - SPECIAL PROPERTY (FIRE, ALLIED LINES, INLAND MARINE, EARTHQUAKE, BURGLARY, AND THEFT)**

Years in Which Losses Were Incurred	CUMULATIVE PAID NET LOSSES AND DEFENSE AND COST CONTAINMENT EXPENSES REPORTED AT YEAR END (\$000 OMITTED)										11 Number of Claims Closed With Loss Payment	12 Number of Claims Closed Without Loss Payment	
	1 2003	2 2004	3 2005	4 2006	5 2007	6 2008	7 2009	8 2010	9 2011	10 2012			
1. Prior	XXX	XXX	XXX	XXX	XXX	XXX	XXX	XXX	XXX	XXX	XXX	XXX	XXX
2. 2011	XXX	XXX	XXX	XXX	XXX	XXX	XXX	XXX	XXX	XXX	XXX	XXX	XXX
3. 2012	XXX	XXX	XXX	XXX	XXX	XXX	XXX	XXX	XXX	XXX	XXX	XXX	XXX

**SCHEDULE P - PART 3J - AUTO PHYSICAL DAMAGE**

1. Prior	XXX	XXX	XXX	XXX	XXX	XXX	XXX	XXX	XXX	.000	(86)	(127)	151,591	50,346
2. 2011	XXX	XXX	XXX	XXX	XXX	XXX	XXX	XXX	XXX	XXX	XXX	XXX	29,711	3,766
3. 2012	XXX	XXX	XXX	XXX	XXX	XXX	XXX	XXX	XXX	XXX	XXX	XXX	24,112	4,231

**SCHEDULE P - PART 3K - FIDELITY/SURETY**

1. Prior	XXX	XXX	XXX	XXX	XXX	XXX	XXX	XXX	XXX	XXX	XXX	XXX	XXX	XXX
2. 2011	XXX	XXX	XXX	XXX	XXX	XXX	XXX	XXX	XXX	XXX	XXX	XXX	XXX	XXX
3. 2012	XXX	XXX	XXX	XXX	XXX	XXX	XXX	XXX	XXX	XXX	XXX	XXX	XXX	XXX

**SCHEDULE P - PART 3L - OTHER (INCLUDING CREDIT, ACCIDENT AND HEALTH)**

1. Prior	XXX	XXX	XXX	XXX	XXX	XXX	XXX	XXX	XXX	.000	XXX	XXX
2. 2011	XXX	XXX	XXX	XXX	XXX	XXX	XXX	XXX	XXX	XXX	XXX	XXX
3. 2012	XXX	XXX	XXX	XXX	XXX	XXX	XXX	XXX	XXX	XXX	XXX	XXX

**SCHEDULE P - PART 3M - INTERNATIONAL**

1. Prior	.000											XXX	XXX
2. 2003												XXX	XXX
3. 2004	XXX											XXX	XXX
4. 2005	XXX	XXX										XXX	XXX
5. 2006	XXX	XXX	XXX									XXX	XXX
6. 2007	XXX	XXX	XXX	XXX								XXX	XXX
7. 2008	XXX	XXX	XXX	XXX	XXX							XXX	XXX
8. 2009	XXX	XXX	XXX	XXX	XXX	XXX						XXX	XXX
9. 2010	XXX	XXX	XXX	XXX	XXX	XXX	XXX					XXX	XXX
10. 2011	XXX	XXX	XXX	XXX	XXX	XXX	XXX	XXX				XXX	XXX
11. 2012	XXX	XXX	XXX	XXX	XXX	XXX	XXX	XXX	XXX	XXX		XXX	XXX

Schedule P - Part 3N - Reinsurance - Nonproportional Assumed Property

**N O N E**

Schedule P - Part 3O - Reinsurance - Nonproportional Assumed Liability

**N O N E**

Schedule P - Part 3P - Reinsurance - Nonproportional Assumed Financial Lines

**N O N E**

Schedule P - Part 3R - Section 1 - Product Liability - Occurrence

**N O N E**

Schedule P - Part 3R - Section 2 - Product Liability - Claims-Made

**N O N E**

Schedule P - Part 3S - Financial Guaranty/Mortgage Guaranty

**N O N E**

Schedule P - Part 3T - Warranty

**N O N E**

ANNUAL STATEMENT FOR THE YEAR 2012 OF THE Bristol West Insurance Company

**SCHEDULE P - PART 4A - HOMEOWNERS/FAROWNERS**

Years in Which Losses Were Incurred	BULK AND IBNR RESERVES ON NET LOSSES AND DEFENSE AND COST CONTAINMENT EXPENSES REPORTED AT YEAR END (\$000 OMITTED)									
	1	2	3	4	5	6	7	8	9	10
	2003	2004	2005	2006	2007	2008	2009	2010	2011	2012
1. Prior										
2. 2003										
3. 2004	XXX									
4. 2005	XXX	XXX								
5. 2006	XXX	XXX	XX							
6. 2007	XXX	XXX	XX	XX						
7. 2008	XXX	XXX	XX	XXX	XXX					
8. 2009	XXX	XXX	XXX	XXX	XXX	XXX				
9. 2010	XXX	XXX	XXX	XXX	XXX	XXX	XXX			
10. 2011	XXX	XXX	XXX	XXX	XXX	XXX	XXX	XXX		
11. 2012	XXX	XXX	XXX	XXX	XXX	XXX	XXX	XXX	XXX	

**SCHEDULE P - PART 4B - PRIVATE PASSENGER AUTO LIABILITY/MEDICAL**

1. Prior	811	123	40	(127)	18	17	(19)	(27)	(142)	0
2. 2003	6,043	1,449	583	190	300	154	2	(7)	48	13
3. 2004	XXX	2,135	2,332	1,348	1,678	793	1,560	20	40	66
4. 2005	XXX	XXX	3,917	2,092	4,839	2,410	2,978	229	125	277
5. 2006	XXX	XXX	XXX	3,709	8,873	5,042	2,329	452	450	433
6. 2007	XXX	XXX	XXX	XXX	1,603	759	370	75	51	39
7. 2008	XXX	XXX	XXX	XXX	XXX	1,831	765	233	84	57
8. 2009	XXX	XXX	XXX	XXX	XXX	XXX	2,959	903	418	186
9. 2010	XXX	XXX	XXX	XXX	XXX	XXX	XXX			
10. 2011	XXX	XXX	XXX	XXX	XXX	XXX	XXX	XXX		
11. 2012	XXX	XXX	XXX	XXX	XXX	XXX	XXX	XXX	XXX	

**SCHEDULE P - PART 4C - COMMERCIAL AUTO/TRUCK LIABILITY/MEDICAL**

1. Prior										
2. 2003										
3. 2004	XXX									
4. 2005	XXX	XXX								
5. 2006	XXX	XXX	XXX							
6. 2007	XXX	XXX	XX	XX						
7. 2008	XXX	XXX	XX	XX	XX					
8. 2009	XXX	XXX	XX	XX	XX	XX				
9. 2010	XXX	XXX	XX	XXX	XX	XX	XXX			
10. 2011	XXX	XXX	XXX	XXX	XXX	XXX	XXX	XXX		
11. 2012	XXX	XXX	XXX	XXX	XXX	XXX	XXX	XXX	XXX	

**SCHEDULE P - PART 4D - WORKERS' COMPENSATION  
(EXCLUDING EXCESS WORKERS' COMPENSATION)**

1. Prior										
2. 2003										
3. 2004	XXX									
4. 2005	XXX	XXX								
5. 2006	XXX	XXX	XXX							
6. 2007	XXX	XXX	XX	XX						
7. 2008	XXX	XXX	XX	XX	XX					
8. 2009	XXX	XXX	XX	XX	XX	XX				
9. 2010	XXX	XXX	XX	XXX	XX	XX	XXX			
10. 2011	XXX	XXX	XXX	XXX	XXX	XXX	XXX	XXX		
11. 2012	XXX	XXX	XXX	XXX	XXX	XXX	XXX	XXX	XXX	

**SCHEDULE P - PART 4E - COMMERCIAL MULTIPLE PERIL**

1. Prior										
2. 2003										
3. 2004	XXX									
4. 2005	XXX	XXX								
5. 2006	XXX	XXX	XXX							
6. 2007	XXX	XXX	XX	XX						
7. 2008	XXX	XXX	XX	XX	XX					
8. 2009	XXX	XXX	XX	XX	XX	XX				
9. 2010	XXX	XXX	XX	XXX	XX	XX	XXX			
10. 2011	XXX	XXX	XXX	XXX	XXX	XXX	XXX	XXX		
11. 2012	XXX	XXX	XXX	XXX	XXX	XXX	XXX	XXX	XXX	

Schedule P - Part 4F - Section 1 - Medical Professional Liability - Occurrence

**N O N E**

Schedule P - Part 4F - Section 2 - Medical Professional Liability - Claims-Made

**N O N E**

Schedule P - Part 4G - Special Liability

**N O N E**

Schedule P - Part 4H - Section 1 - Other Liability - Occurrence

**N O N E**

Schedule P - Part 4H - Section 2 - Other Liability - Claims-Made

**N O N E**

ANNUAL STATEMENT FOR THE YEAR 2012 OF THE Bristol West Insurance Company  
**SCHEDULE P - PART 4I - SPECIAL PROPERTY (FIRE, ALLIED LINES, INLAND MARINE, EARTHQUAKE, BURGLARY, AND THEFT)**

Years in Which Losses Were Incurred	BULK AND IBNR RESERVES ON NET LOSSES AND DEFENSE AND COST CONTAINMENT EXPENSES REPORTED AT YEAR END (\$000 OMITTED)									
	1	2	3	4	5	6	7	8	9	10
	2003	2004	2005	2006	2007	2008	2009	2010	2011	2012
1. Prior	XXX	XXX	XXX	XXX	XXX	XXX	XXX			
2. 2011	XXX	XXX	XXX	XXX	XXX	XXX	XXX	XXX		
3. 2012	XXX	XXX	XXX	XXX	XXX	XXX	XXX	XXX	XXX	

**SCHEDULE P - PART 4J - AUTO PHYSICAL DAMAGE**

1. Prior	XXX	XXX	XXX	XXX	XXX	XXX	XXX	(231)	(13)	(31)
2. 2011	XXX	XXX	XXX	XXX	XXX	XXX	XXX	XXX		
3. 2012	XXX	XXX	XXX	XXX	XXX	XXX	XXX	XXX	XXX	

**SCHEDULE P - PART 4K - FIDELITY/SURETY**

1. Prior	XXX	XXX	XXX	XXX	XXX	XXX	XXX			
2. 2011	XXX	XXX	XXX	XXX	XXX	XXX	XXX	XXX		
3. 2012	XXX	XXX	XXX	XXX	XXX	XXX	XXX	XXX	XXX	

**SCHEDULE P - PART 4L - OTHER (INCLUDING CREDIT, ACCIDENT AND HEALTH)**

1. Prior	XXX	XXX	XXX	XXX	XXX	XXX	XXX			
2. 2011	XXX	XXX	XXX	XXX	XXX	XXX	XXX	XXX		
3. 2012	XXX	XXX	XXX	XXX	XXX	XXX	XXX	XXX	XXX	

**SCHEDULE P - PART 4M - INTERNATIONAL**

1. Prior										
2. 2003										
3. 2004	XXX									
4. 2005	XXX	XXX								
5. 2006	XXX	XXX	XXX							
6. 2007	XXX	XXX	XXX	XXX						
7. 2008	XXX	XXX	XXX	XXX	XXX					
8. 2009	XXX	XXX	XXX	XXX	XXX	XXX				
9. 2010	XXX	XXX	XXX	XXX	XXX	XXX	XXX			
10. 2011	XXX	XXX	XXX	XXX	XXX	XXX	XXX	XXX		
11. 2012	XXX	XXX	XXX	XXX	XXX	XXX	XXX	XXX	XXX	

Schedule P - Part 4N - Reinsurance - Nonproportional Assumed Property

**N O N E**

Schedule P - Part 4O - Reinsurance - Nonproportional Assumed Liability

**N O N E**

Schedule P - Part 4P - Reinsurance - Nonproportional Assumed Financial Lines

**N O N E**

Schedule P - Part 4R - Section 1 - Products Liability - Occurrence

**N O N E**

Schedule P - Part 4R - Section 2 - Products Liability - Claims-Made

**N O N E**

Schedule P - Part 4S - Financial Guaranty/Mortgage Guaranty

**N O N E**

Schedule P - Part 4T - Warranty

**N O N E**

Schedule P - Part 5A - Homeowners/Farmowners - Section 1

**N O N E**

Schedule P - Part 5A - Homeowners/Farmowners - Section 2

**N O N E**

Schedule P - Part 5A - Homeowners/Farmowners - Section 3

**N O N E**

**ANNUAL STATEMENT FOR THE YEAR 2012 OF THE Bristol West Insurance Company**  
**SCHEDULE P - PART 5B - PRIVATE PASSENGER AUTO LIABILITY/MEDICAL**  
**SECTION 1**

Years in Which Premiums Were Earned and Losses Were Incurred	CUMULATIVE NUMBER OF CLAIMS CLOSED WITH LOSS PAYMENT DIRECT AND ASSUMED AT YEAR END									
	1	2	3	4	5	6	7	8	9	10
	2003	2004	2005	2006	2007	2008	2009	2010	2011	2012
1. Prior	2,855	404	172	53	174		2		5	
2. 2003	13,009	21,217	22,174	22,174	22,174	22,174	22,174	22,278	22,281	22,282
3. 2004	XXX	13,069	17,948	18,448	18,863	18,933	18,943	18,986	19,003	19,004
4. 2005	XXX	XXX	11,598	15,624	16,477	16,727	16,846	16,915	16,933	16,944
5. 2006	XXX	XXX	XXX	10,688	14,892	15,602	15,814	15,944	15,972	15,990
6. 2007	XXX	XXX	XXX	XXX	11,023	15,502	16,162	16,452	16,541	16,591
7. 2008	XXX	XXX	XXX	XXX	XXX	12,601	18,465	19,397	19,710	19,808
8. 2009	XXX	XXX	XXX	XXX	XXX	XXX	18,709	26,829	27,996	28,443
9. 2010	XXX	XXX	XXX	XXX	XXX	XXX	XXX	25,294	32,906	34,046
10. 2011	XXX	XXX	XXX	XXX	XXX	XXX	XXX	XXX	22,781	29,684
11. 2012	XXX	XXX	XXX	XXX	XXX	XXX	XXX	XXX	XXX	21,581

**SECTION 2**

Years in Which Premiums Were Earned and Losses Were Incurred	NUMBER OF CLAIMS OUTSTANDING DIRECT AND ASSUMED AT YEAR END									
	1	2	3	4	5	6	7	8	9	10
	2003	2004	2005	2006	2007	2008	2009	2010	2011	2012
1. Prior	760	270	98	47	30	20	17	16	5	
2. 2003	9,196	1,266	311	134	51	33	24	16	14	13
3. 2004	XXX	6,053	958	447	203	176	58	37	19	18
4. 2005	XXX	XXX	5,024	1,020	382	366	88	57	35	26
5. 2006	XXX	XXX	XXX	5,196	997	616	188	78	44	24
6. 2007	XXX	XXX	XXX	XXX	5,690	4,809	445	189	95	48
7. 2008	XXX	XXX	XXX	XXX	XXX	6,929	1,265	498	210	104
8. 2009	XXX	XXX	XXX	XXX	XXX	XXX	7,189	1,881	751	337
9. 2010	XXX	XXX	XXX	XXX	XXX	XXX	XXX	6,528	1,779	847
10. 2011	XXX	XXX	XXX	XXX	XXX	XXX	XXX	XXX	5,828	1,655
11. 2012	XXX	XXX	XXX	XXX	XXX	XXX	XXX	XXX	XXX	6,246

**SECTION 3**

Years in Which Premiums Were Earned and Losses Were Incurred	CUMULATIVE NUMBER OF CLAIMS REPORTED DIRECT AND ASSUMED AT YEAR END									
	1	2	3	4	5	6	7	8	9	10
	2003	2004	2005	2006	2007	2008	2009	2010	2011	2012
1. Prior	1,251	566	241	74	242		3		7	(5)
2. 2003	31,810	35,078	35,135	35,135	35,052	35,034	35,034	35,190	35,190	35,191
3. 2004	XXX	28,613	30,448	30,448	30,619	30,662	30,662	30,704	30,704	30,706
4. 2005	XXX	XXX	24,857	26,459	26,851	26,892	26,920	26,970	26,968	26,971
5. 2006	XXX	XXX	XXX	24,473	26,342	26,451	26,503	26,546	26,553	26,558
6. 2007	XXX	XXX	XXX	XXX	25,370	27,015	27,167	27,233	27,237	27,246
7. 2008	XXX	XXX	XXX	XXX	XXX	30,688	33,001	33,236	33,319	33,349
8. 2009	XXX	XXX	XXX	XXX	XXX	XXX	41,083	45,813	45,967	46,113
9. 2010	XXX	XXX	XXX	XXX	XXX	XXX	XXX	43,539	47,894	48,275
10. 2011	XXX	XXX	XXX	XXX	XXX	XXX	XXX	XXX	38,632	42,736
11. 2012	XXX	XXX	XXX	XXX	XXX	XXX	XXX	XXX	XXX	39,540

Schedule P - Part 5C - Commercial Auto/Truck Liability/Medical - Section 1

**N O N E**

Schedule P - Part 5C - Commercial Auto/Truck Liability/Medical - Section 2

**N O N E**

Schedule P - Part 5C - Commercial Auto/Truck Liability/Medical - Section 3

**N O N E**

Schedule P - Part 5D - Workers' Compensation (Excluding Excess Workers' Compensation) - Section

1

**N O N E**

Schedule P - Part 5D - Workers' Compensation (Excluding Excess Workers' Compensation) - Section

2

**N O N E**

Schedule P - Part 5D - Workers' Compensation (Excluding Excess Workers' Compensation) - Section

3

**N O N E**

Schedule P - Part 5E - Commercial Multiple Peril - Section 1

**N O N E**

Schedule P - Part 5E - Commercial Multiple Peril - Section 2

**N O N E**

Schedule P - Part 5E - Commercial Multiple Peril - Section 3

**N O N E**

Schedule P - Part 5F - Medical Professional Liability - Occurrence - Section 1A

**N O N E**

Schedule P - Part 5F - Medical Professional Liability - Occurrence - Section 2A

**N O N E**

Schedule P - Part 5F - Medical Professional Liability - Occurrence - Section 3A

**N O N E**

Schedule P - Part 5F - Medical Professional Liability - Claims-Made - Section 1B

**N O N E**

Schedule P - Part 5F - Medical Professional Liability - Claims-Made - Section 2B

**N O N E**

Schedule P - Part 5F - Medical Professional Liability - Claims-Made - Section 3B

**NONE**

Schedule P - Part 5H - Other Liability - Occurrence - Section 1A

**NONE**

Schedule P - Part 5H - Other Liability - Occurrence - Section 2A

**NONE**

Schedule P - Part 5H - Other Liability - Occurrence - Section 3A

**NONE**

Schedule P - Part 5H - Other Liability - Claims-Made - Section 1B

**NONE**

Schedule P - Part 5H - Other Liability - Claims-Made - Section 2B

**NONE**

Schedule P - Part 5H - Other Liability - Claims-Made - Section 3B

**NONE**

Schedule P - Part 5R - Products Liability - Occurrence - Section 1A

**NONE**

Schedule P - Part 5R - Products Liability - Occurrence - Section 2A

**NONE**

Schedule P - Part 5R - Products Liability - Occurrence - Section 3A

**NONE**

Schedule P - Part 5R - Products Liability - Claims-Made - Section 1B

**NONE**

Schedule P - Part 5R - Products Liability - Claims-Made - Section 2B

**NONE**

Schedule P - Part 5R - Products Liability - Claims-Made - Section 3B

**NONE**

Schedule P - Part 5T - Warranty - Section 1

**NONE**

Schedule P - Part 5T - Warranty - Section 2

**N O N E**

Schedule P - Part 5T - Warranty - Section 3

**N O N E**

Schedule P - Part 6C - Commercial Auto/Truck Liability/Medical - Section 1

**N O N E**

Schedule P - Part 6C - Commercial Auto/Truck Liability/Medical - Section 2

**N O N E**

Schedule P - Part 6D - Workers' Compensation (Excluding Excess Workers' Compensation) - Section

1

**N O N E**

Schedule P - Part 6D - Workers' Compensation (Excluding Excess Workers' Compensation) - Section

2

**N O N E**

Schedule P - Part 6E - Commercial Multiple Peril - Section 1

**N O N E**

Schedule P - Part 6E - Commercial Multiple Peril - Section 2

**N O N E**

Schedule P - Part 6H - Other Liability - Occurrence - Section 1A

**N O N E**

Schedule P - Part 6H - Other Liability - Occurrence - Section 2A

**N O N E**

Schedule P - Part 6H - Other Liability - Claims-Made - Section 1B

**N O N E**

Schedule P - Part 6H - Other Liability - Claims-Made - Section 2B

**N O N E**

Schedule P - Part 6M - International - Section 1

**N O N E**

Schedule P - Part 6M - International - Section 2

**N O N E**

Schedule P - Part 6N- Reinsurance A - Nonproportional Assumed Property - Section 1

**N O N E**

Schedule P - Part 6N- Reinsurance A - Nonproportional Assumed Property - Section 2

**N O N E**

Schedule P - Part 6O - Reinsurance B - Nonproportional Liability - Section 1

**N O N E**

Schedule P - Part 6O - Reinsurance B - Nonproportional Assumed Liability - Section 2

**N O N E**

Schedule P - Part 6R - Products Liability - Occurrence - Section 1A

**N O N E**

Schedule P - Part 6R - Products Liability - Occurrence - Section 2A

**N O N E**

Schedule P - Part 6R - Products Liability - Claims-Made - Section 1B

**N O N E**

Schedule P - Part 6R - Products Liability - Claims-Made - Section 2B

**N O N E**

Schedule P - Part 7A - Section 1 - Primary Loss Sensitive Contracts

**N O N E**

Schedule P - Part 7A - Section 2 - Primary Loss Sensitive Contracts

**N O N E**

Schedule P - Part 7A - Section 3 - Primary Loss Sensitive Contracts

**N O N E**

Schedule P - Part 7A - Section 4 - Primary Loss Sensitive Contracts

**N O N E**

Schedule P - Part 7A - Section 5 - Primary Loss Sensitive Contracts

**N O N E**

Schedule P - Part 7B - Section 1 - Reinsurance Loss Sensitive Contracts

**N O N E**

Schedule P - Part 7B - Section 2 - Reinsurance Loss Sensitive Contracts

**N O N E**

Schedule P - Part 7B - Section 3 - Reinsurance Loss Sensitive Contracts

**N O N E**

Schedule P - Part 7B - Section 4 - Reinsurance Loss Sensitive Contracts

**N O N E**

Schedule P - Part 7B - Section 5 - Reinsurance Loss Sensitive Contracts

**N O N E**

Schedule P - Part 7B - Section 6 - Reinsurance Loss Sensitive Contracts

**N O N E**

Schedule P - Part 7B - Section 7 - Reinsurance Loss Sensitive Contracts

**N O N E**

**SCHEDULE P INTERROGATORIES**

1. The following questions relate to yet-to-be-issued Extended Reporting Endorsements (EREs) arising from Death, Disability, or Retirement (DDR) provisions in Medical Professional Liability Claims Made insurance policies. EREs provided for reasons other than DDR are not to be included.
- 1.1 Does the company issue Medical Professional Liability Claims Made insurance policies that provide tail (also known as an extended reporting endorsement, or "ERE") benefits in the event of Death, Disability, or Retirement (DDR) at a reduced charge or at no additional cost? ..... Yes [ ] No [ X ]  
 If the answer to question 1.1 is "no", leave the following questions blank. If the answer to question 1.1 is "yes", please answer the following questions:
- 1.2 What is the total amount of the reserve for that provision (DDR Reserve), as reported, explicitly or not, elsewhere in this statement (in dollars)? ..... \$ .....
- 1.3 Does the company report any DDR reserve as Unearned Premium Reserve per SSAP #65? ..... Yes [ ] No [ ]
- 1.4 Does the company report any DDR reserve as loss or loss adjustment expense reserve? ..... Yes [ ] No [ ]
- 1.5 If the company reports DDR reserve as Unearned Premium Reserve, does that amount match the figure on the Underwriting and Investment Exhibit, Part 1A – Recapitulation of all Premiums (Page 7) Column 2, Lines 11.1 plus 11.2? ..... Yes [ ] No [ ] N/A [ X ]
- 1.6 If the company reports DDR reserve as loss or loss adjustment expense reserve, please complete the following table corresponding to where these reserves are reported in Schedule P:

Years in Which Premiums Were Earned and Losses Were Incurred	DDR Reserve Included in Schedule P, Part 1F, Medical Professional Liability Column 24: Total Net Losses and Expenses Unpaid	
	1 Section 1: Occurrence	2 Section 2: Claims-Made
1.601 Prior .....		
1.602 2003 .....		
1.603 2004 .....		
1.604 2005 .....		
1.605 2006 .....		
1.606 2007 .....		
1.607 2008 .....		
1.608 2009 .....		
1.609 2010 .....		
1.610 2011 .....		
1.611 2012 .....		
1.612 Totals		

2. The definition of allocated loss adjustment expenses (ALAE) and, therefore, unallocated loss adjustment expenses (ULAE) was changed effective January 1, 1998. This change in definition applies to both paid and unpaid expenses. Are these expenses (now reported as "Defense and Cost Containment" and "Adjusting and Other" ) reported in compliance with these definitions in this statement? ..... Yes [ X ] No [ ]
3. The Adjusting and Other expense payments and reserves should be allocated to the years in which the losses were incurred based on the number of claims reported, closed and outstanding in those years. When allocating Adjusting and Other expense between companies in a group or a pool, the Adjusting and Other expense should be allocated in the same percentage used for the loss amounts and the claim counts. For reinsurers, Adjusting and Other expense assumed should be reported according to the reinsurance contract. For Adjusting and Other expense incurred by reinsurers, or in those situations where suitable claim count information is not available, Adjusting and Other expense should be allocated by a reasonable method determined by the company and described in Interrogatory 7, below. Are they so reported in this Statement? ..... Yes [ ] No [ X ]
4. Do any lines in Schedule P include reserves that are reported gross of any discount to present value of future payments, and that are reported net of such discounts on Page 10? ..... Yes [ ] No [ X ]

If yes, proper disclosure must be made in the Notes to Financial Statements, as specified in the Instructions. Also, the discounts must be reported in Schedule P - Part 1, Columns 32 and 33. Schedule P must be completed gross of non-tabular discounting. Work papers relating to discount calculations must be available for examination upon request.  
 Discounting is allowed only if expressly permitted by the state insurance department to which this Annual Statement is being filed.

5. What were the net premiums in force at the end of the year for:  
 (in thousands of dollars)
- 5.1 Fidelity .....
- 5.2 Surety .....

6. Claim count information is reported per claim or per claimant (Indicate which) ..... per claimant.....  
 If not the same in all years, explain in Interrogatory 7.
- 7.1 The information provided in Schedule P will be used by many persons to estimate the adequacy of the current loss and expense reserves, among other things. Are there any especially significant events, coverage, retention or accounting changes that have occurred that must be considered when making such analyses? ..... Yes [ ] No [ X ]

7.2 (An extended statement may be attached.)  
 .....

**SCHEDULE T - PART 2  
INTERSTATE COMPACT - EXHIBIT OF PREMIUMS WRITTEN**

Allocated by States and Territories

States, Etc.	Direct Business Only					Totals
	1 Life (Group and Individual)	2 Annuities (Group and Individual)	3 Disability Income (Group and Individual)	4 Long-Term Care (Group and Individual)	5 Deposit-Type Contracts	
1. Alabama	AL					
2. Alaska	AK					
3. Arizona	AZ					
4. Arkansas	AR					
5. California	CA					
6. Colorado	CO					
7. Connecticut	CT					
8. Delaware	DE					
9. District of Columbia	DC					
10. Florida	FL					
11. Georgia	GA					
12. Hawaii	HI					
13. Idaho	ID					
14. Illinois	IL					
15. Indiana	IN					
16. Iowa	IA					
17. Kansas	KS					
18. Kentucky	KY					
19. Louisiana	LA					
20. Maine	ME					
21. Maryland	MD					
22. Massachusetts	MA					
23. Michigan	MI					
24. Minnesota	MN					
25. Mississippi	MS					
26. Missouri	MO					
27. Montana	MT					
28. Nebraska	NE					
29. Nevada	NV					
30. New Hampshire	NH					
31. New Jersey	NJ					
32. New Mexico	NM					
33. New York	NY					
34. North Carolina	NC					
35. North Dakota	ND					
36. Ohio	OH					
37. Oklahoma	OK					
38. Oregon	OR					
39. Pennsylvania	PA					
40. Rhode Island	RI					
41. South Carolina	SC					
42. South Dakota	SD					
43. Tennessee	TN					
44. Texas	TX					
45. Utah	UT					
46. Vermont	VT					
47. Virginia	VA					
48. Washington	WA					
49. West Virginia	WV					
50. Wisconsin	WI					
51. Wyoming	WY					
52. American Samoa	AS					
53. Guam	GU					
54. Puerto Rico	PR					
55. U.S. Virgin Islands	VI					
56. Northern Mariana Islands	MP					
57. Canada	CAN					
58. Aggregate Other Alien	OT					
59. Total						

NONE

ANNUAL STATEMENT FOR THE YEAR 2012 OF THE Bristol West Insurance Company

**SCHEDULE Y**

**PART 1A - DETAIL OF INSURANCE HOLDING COMPANY SYSTEM**

1	2	3	4	5	6	7	8	9	10	11	12	13	14	15
Group Code	Group Name	NAIC Company Code	Federal ID Number	Federal RSSD	CIK	Name of Securities Exchange if Publicly Traded (U.S. or International)	Names of Parent, Subsidiaries Or Affiliates	Domiciliary Location	Relationship to Reporting Entity	Directly Controlled by (Name of Entity/Person)	Type of Control (Ownership, Board, Management, Attorney-in-Fact, Influence, Other)	If Control is Ownership Provide Percentage	Ultimate Controlling Entity(ies)/Person(s)	*
		00000					17-40 Direct Limited	GBR	OTH	Endsleigh Insurance Services Limited	Ownership	100.000	Zurich Insurance Group Ltd.	13
		00000	95-4723863				20th Century Insurance Services, Inc.	US	NIA	21st Century Insurance Group	Ownership	100.000	Farmers Insurance Exchange	
.0212	Farmers Insurance Group	25232	22-3398993				21st Century Advantage Insurance Company	US	IA	21st Century North America Insurance Company	Ownership	100.000	Farmers Insurance Exchange	
.0212	Farmers Insurance Group	44245	13-3551577				21st Century Assurance Company	US	IA	Farmers Insurance Exchange	Ownership	80.000	Farmers Insurance Exchange	
.0212	Farmers Insurance Group	44245	13-3551577				21st Century Assurance Company	US	IA	Fire Insurance Exchange	Ownership	10.000	Farmers Insurance Exchange	
.0212	Farmers Insurance Group	44245	13-3551577				21st Century Assurance Company	US	IA	Truck Insurance Exchange	Ownership	10.000	Farmers Insurance Exchange	
.0212	Farmers Insurance Group	10184	22-3337475				21st Century Auto Insurance Company of New Jersey	US	IA	21st Century Centennial Insurance Company	Ownership	100.000	Farmers Insurance Exchange	
.0212	Farmers Insurance Group	36404	95-4136306				21st Century Casualty Company	US	IA	21st Century Insurance Group	Ownership	100.000	Farmers Insurance Exchange	
.0212	Farmers Insurance Group	34789	23-2044095				21st Century Centennial Insurance Company	US	IA	Farmers Insurance Exchange	Ownership	80.000	Farmers Insurance Exchange	
.0212	Farmers Insurance Group	34789	23-2044095				21st Century Centennial Insurance Company	US	IA	Fire Insurance Exchange	Ownership	10.000	Farmers Insurance Exchange	
.0212	Farmers Insurance Group	34789	23-2044095				21st Century Centennial Insurance Company	US	IA	Truck Insurance Exchange	Ownership	10.000	Farmers Insurance Exchange	
.0212	Farmers Insurance Group	43974	13-1967524				21st Century Indemnity Insurance Company	US	IA	21st Century Premier Insurance Company	Ownership	100.000	Farmers Insurance Exchange	
		00000	51-0283170				21st Century Insurance and Financial Services, Inc.	US	NIA	Farmers Insurance Exchange	Ownership	80.000	Farmers Insurance Exchange	
		00000	51-0283170				21st Century Insurance and Financial Services, Inc.	US	NIA	Fire Insurance Exchange	Ownership	10.000	Farmers Insurance Exchange	
		00000	51-0283170				21st Century Insurance and Financial Services, Inc.	US	NIA	Truck Insurance Exchange	Ownership	10.000	Farmers Insurance Exchange	
.0212	Farmers Insurance Group	12963	95-2565072				21st Century Insurance Company	US	IA	21st Century Insurance Group	Ownership	100.000	Farmers Insurance Exchange	
.0212	Farmers Insurance Group	10245	86-0812982				21st Century Insurance Company of the Southwest	US	IA	21st Century Insurance Group	Ownership	100.000	Farmers Insurance Exchange	
		00000	95-1935264				21st Century Insurance Group	US	NIA	Farmers Insurance Exchange	Ownership	80.000	Farmers Insurance Exchange	
		00000	95-1935264				21st Century Insurance Group	US	NIA	Fire Insurance Exchange	Ownership	10.000	Farmers Insurance Exchange	
		00000	95-1935264				21st Century Insurance Group	US	NIA	Truck Insurance Exchange	Ownership	10.000	Farmers Insurance Exchange	
.0212	Farmers Insurance Group	36587	13-3801089				21st Century National Insurance Company	US	IA	21st Century Security Insurance Company	Ownership	100.000	Farmers Insurance Exchange	
.0212	Farmers Insurance Group	32220	13-3333609				21st Century North America Insurance Company	US	IA	Farmers Insurance Exchange	Ownership	80.000	Farmers Insurance Exchange	
.0212	Farmers Insurance Group	32220	13-3333609				21st Century North America Insurance Company	US	IA	Fire Insurance Exchange	Ownership	10.000	Farmers Insurance Exchange	
.0212	Farmers Insurance Group	32220	13-3333609				21st Century North America Insurance Company	US	IA	Truck Insurance Exchange	Ownership	10.000	Farmers Insurance Exchange	
.0212	Farmers Insurance Group	23795	02-0226203				21st Century Pacific Insurance Company	US	IA	Farmers Insurance Exchange	Ownership	80.000	Farmers Insurance Exchange	
.0212	Farmers Insurance Group	23795	02-0226203				21st Century Pacific Insurance Company	US	IA	Fire Insurance Exchange	Ownership	10.000	Farmers Insurance Exchange	
.0212	Farmers Insurance Group	23795	02-0226203				21st Century Pacific Insurance Company	US	IA	Truck Insurance Exchange	Ownership	10.000	Farmers Insurance Exchange	
.0212	Farmers Insurance Group	10710	13-3922232				21st Century Pinnacle Insurance Company	US	IA	21st Century North America Insurance Company	Ownership	100.000	Farmers Insurance Exchange	
.0212	Farmers Insurance Group	22225	95-2743473				21st Century Preferred Insurance Company	US	IA	21st Century Centennial Insurance Company	Ownership	100.000	Farmers Insurance Exchange	
.0212	Farmers Insurance Group	20796	22-1721971				21st Century Premier Insurance Company	US	IA	21st Century Centennial Insurance Company	Ownership	100.000	Farmers Insurance Exchange	
.0212	Farmers Insurance Group	23833	02-0227294				21st Century Security Insurance Company	US	IA	Farmers Insurance Exchange	Ownership	80.000	Farmers Insurance Exchange	
.0212	Farmers Insurance Group	23833	02-0227294				21st Century Security Insurance Company	US	IA	Fire Insurance Exchange	Ownership	10.000	Farmers Insurance Exchange	
.0212	Farmers Insurance Group	23833	02-0227294				21st Century Security Insurance Company	US	IA	Truck Insurance Exchange	Ownership	10.000	Farmers Insurance Exchange	
.0212	Farmers Insurance Group	43761	95-4232263				21st Century Superior Insurance Company	US	IA	21st Century North America Insurance Company	Ownership	100.000	Farmers Insurance Exchange	
		00000					2Plan Group Limited	GBR	OTH	Openwork Independent Solutions Limited	Ownership	100.000	Zurich Insurance Group Ltd.	13
		00000					2Plan Limited	GBR	OTH	Openwork Independent Solutions Limited	Ownership	100.000	Zurich Insurance Group Ltd.	13
		00000					2Plan Wealth Management Limited	GBR	OTH	Openwork Independent Solutions Limited	Ownership	100.000	Zurich Insurance Group Ltd.	13
		00000	99-0215429				50th State Risk Management Services, Inc.	US	NIA	Hawaii Insurance Consultants, Ltd.	Ownership	100.000	Farmers Insurance Exchange	

ANNUAL STATEMENT FOR THE YEAR 2012 OF THE Bristol West Insurance Company

**SCHEDULE Y**

**PART 1A - DETAIL OF INSURANCE HOLDING COMPANY SYSTEM**

1	2	3	4	5	6	7	8	9	10	11	12	13	14	15
Group Code	Group Name	NAIC Company Code	Federal ID Number	Federal RSSD	CIK	Name of Securities Exchange if Publicly Traded (U.S. or International)	Names of Parent, Subsidiaries Or Affiliates	Domiciliary Location	Relationship to Reporting Entity	Directly Controlled by (Name of Entity/Person)	Type of Control (Ownership, Board, Management, Attorney-in-Fact, Influence, Other)	If Control is Ownership Provide Percentage	Ultimate Controlling Entity(ies)/Person(s)	*
		00000					Access Franchise Management Limited	GBR	OTH	Zurich Assurance Ltd	Ownership	100.000	Zurich Insurance Group Ltd.	13
		00000					ACN 000 141 051 Ltd.	AUS	OTH	Zurich Financial Services Australia Limited	Ownership	100.000	Zurich Insurance Group Ltd.	13
		00000					Activita Care Management AG	CHE	OTH	Zurich Versicherungs-Gesellschaft AG	Ownership	30.000	Zurich Insurance Group Ltd.	13
		00000					ADAC Autoversicherung AG	DEU	OTH	Zurich Beteiligungs-Aktiengesellschaft (Deutschland)	Ownership	51.000	Zurich Insurance Group Ltd.	13
		00000					Adjuvantz Inc.	CAN	OTH	World Travel Protection Canada Inc.	Ownership	100.000	Zurich Insurance Group Ltd.	13
		00000					Afterland Limited	GBR	OTH	Zurich Assurance Ltd	Ownership	100.000	Zurich Insurance Group Ltd.	13
		00000					AG Haus der Wirtschaft	CHE	OTH	Zurich Versicherungs-Gesellschaft AG	Ownership	8.163	Zurich Insurance Group Ltd.	13
		00000					AIDE Asistencia Seguros y Reaseguros, S.A. - Sociedad Uniper	ESP	OTH	Zurich Insurance plc, Sucursal en Espana	Ownership	100.000	Zurich Insurance Group Ltd.	13
		00000					Albert Road 1 UK Limited	GBR	OTH	Zurich Assurance Ltd	Ownership	100.000	Zurich Insurance Group Ltd.	13
		00000					Albert Road 2 UK Limited	GBR	OTH	Zurich Assurance Ltd	Ownership	100.000	Zurich Insurance Group Ltd.	13
		00000					Allied Dunbar (Staff Pension Plan) Trustee Limited	GBR	OTH	Allied Dunbar Assurance plc	Ownership	100.000	Zurich Insurance Group Ltd.	13
		00000					Allied Dunbar Asset Management plc	GBR	OTH	Allied Dunbar Assurance plc	Ownership	99.999	Zurich Insurance Group Ltd.	13
		00000					Allied Dunbar Asset Management plc	GBR	OTH	Zurich Trustee Company (UK) Limited	Ownership	0.001	Zurich Insurance Group Ltd.	13
		00000					Allied Dunbar Assurance plc	GBR	OTH	Zurich Financial Services (UKISA) Limited	Ownership	100.000	Zurich Insurance Group Ltd.	13
		00000					Allied Dunbar Financial Services Limited	GBR	OTH	Allied Dunbar Assurance plc	Ownership	100.000	Zurich Insurance Group Ltd.	13
		00000					Allied Dunbar Healthcare Marketing Limited	GBR	OTH	Allied Dunbar Assurance plc	Ownership	100.000	Zurich Insurance Group Ltd.	13
		00000					Allied Dunbar International Fund Managers Limited	GBR	OTH	Allied Dunbar Assurance plc	Ownership	100.000	Zurich Insurance Group Ltd.	13
		00000					Allied Dunbar International Nominees Limited	GBR	OTH	Zurich Versicherungs-Gesellschaft AG	Ownership	100.000	Zurich Insurance Group Ltd.	13
		00000					Allied Dunbar Property Services Limited	GBR	OTH	Allied Dunbar International Fund Managers Limited	Ownership	100.000	Zurich Insurance Group Ltd.	13
		00000					Allied Dunbar Provident plc	GBR	OTH	Allied Dunbar Assurance plc	Ownership	100.000	Zurich Insurance Group Ltd.	13
		00000					Allied Dunbar Provident plc	GBR	OTH	Allied Dunbar Assurance plc	Ownership	100.000	Zurich Insurance Group Ltd.	13
		00000					Allied Zurich Holdings Limited	JEY	OTH	Zurich Trustee Company (UK) Limited	Ownership	100.000	Zurich Insurance Group Ltd.	13
		00000					Allied Zurich Limited	GBR	OTH	Zurich Versicherungs-Gesellschaft AG	Ownership	100.000	Zurich Insurance Group Ltd.	13
		00000					American Guarantee and Liability Insurance Company	US	OTH	Zurich Insurance Group Ltd.	Ownership	100.000	Zurich Insurance Group Ltd.	13
.0212	Zurich U.S. Insurance Pool Group	26247	36-6071400				American Pacific Insurance Company, Inc.	US	IA	Zurich American Insurance Company	Ownership	100.000	Zurich Insurance Group Ltd.	13
.0212	Farmers Insurance Group	10805	13-3953213				American Zurich Insurance Company	US	OTH	Farmers Insurance Hawaii, Inc.	Ownership	100.000	Farmers Insurance Exchange	
.0212	Zurich U.S. Insurance Pool Group	40142	36-3141762				Anglo American Insurance Company Limited	GBR	OTH	Steadfast Insurance Company	Ownership	100.000	Zurich Insurance Group Ltd.	13
		00000					Anglo American Insurance Company Limited	GBR	OTH	Anglo American Insurance Group (UK) Limited	Ownership		Zurich Insurance Group Ltd.	13
		00000					Anglo American Insurance Company Limited	GBR	OTH	Anglo American Insurance Holdings Limited	Ownership	100.000	Zurich Insurance Group Ltd.	13
		00000					Anglo American Insurance Group (UK) Limited	GBR	OTH	CMSh Limited	Ownership	100.000	Zurich Insurance Group Ltd.	13
		00000					Anglo American Insurance Holdings Limited	GBR	OTH	Anglo American Insurance Group (UK) Limited	Ownership	100.000	Zurich Insurance Group Ltd.	13
		00000	59-2029544				Apex Adjustment Bureau, Inc.	US	NIA	Bristol West Holdings, Inc.	Ownership	100.000	Farmers Insurance Exchange	
		00000					Aquarius Underwriting Managers (Pty) Ltd	ZAF	OTH	Zurich Insurance Company South Africa Limited	Ownership	30.000	Zurich Insurance Group Ltd.	13
		00000					Ashdale Land and Property Company Limited	GBR	OTH	Zurich Insurance plc	Ownership	100.000	Zurich Insurance Group Ltd.	13
		00000					Associated Marine Insurers Agents Pty. Limited	AUS	OTH	Zurich Financial Services Australia Limited	Ownership	100.000	Zurich Insurance Group Ltd.	13
.0212	Zurich U.S. Insurance Pool Group	19305	13-6081895				Assurance Company of America	US	OTH	Maryland Casualty Company	Ownership	100.000	Zurich Insurance Group Ltd.	13

ANNUAL STATEMENT FOR THE YEAR 2012 OF THE Bristol West Insurance Company

**SCHEDULE Y**

**PART 1A - DETAIL OF INSURANCE HOLDING COMPANY SYSTEM**

1	2	3	4	5	6	7	8	9	10	11	12	13	14	15
Group Code	Group Name	NAIC Company Code	Federal ID Number	Federal RSSD	CIK	Name of Securities Exchange if Publicly Traded (U.S. or International)	Names of Parent, Subsidiaries Or Affiliates	Domiciliary Location	Relationship to Reporting Entity	Directly Controlled by (Name of Entity/Person)	Type of Control (Ownership, Board, Management, Attorney-in-Fact, Influence, Other)	If Control is Ownership Provide Percentage	Ultimate Controlling Entity(ies)/Person(s)	*
		.00000					Baden-Badener Versicherung Aktiengesellschaft	.DEU	.OTH	Zurich Beteiligungs-Aktiengesellschaft (Deutschland)	Ownership	.100.000	Zurich Insurance Group Ltd.	.13
		.00000					Ballykilliane Holdings Limited	.IRL	.OTH	Zurich Insurance plc	Ownership	.100.000	Zurich Insurance Group Ltd.	.13
		.00000					Bansabadell Pensiones, E.G.F.P, S.A.	.ESP	.OTH	Zurich Vida, Compania de Seguros y Reaseguros, S.A. - Socied	Ownership	.50.000	Zurich Insurance Group Ltd.	.13
		.00000					Bansabadell Seguros Generales, S.A. de Seguros y Reaseguros	.ESP	.OTH	Zurich Versicherungs-Gesellschaft AG	Ownership	.50.000	Zurich Insurance Group Ltd.	.13
		.00000					Bansabadell Vida S.A. de Seguros y Reaseguros	.ESP	.OTH	Zurich Vida, Compania de Seguros y Reaseguros, S.A. - Socied	Ownership	.50.000	Zurich Insurance Group Ltd.	.13
		.00000	65-0221990				Bayview Adjustment Bureau, Inc.	.US	.NIA	Bristol West Holdings, Inc.	Ownership	.100.000	Farmers Insurance Exchange	
		.00000					Benefit Finance Partners, L.L.C.	.US	.OTH	Zurich Benefit Finance LLC	Ownership	.50.000	Zurich Insurance Group Ltd.	.13
		.00000	13-4097988				BFP Securities LLC	.US	.OTH	Benefit Finance Partners, L.L.C.	Ownership	.100.000	Zurich Insurance Group Ltd.	.13
		.00000					Bizerba GmbH & Co. KG	.DEU	.OTH	Zurich Deutscher Herold Lebensversicherung Aktiengesellschaft	Ownership	.10.000	Zurich Insurance Group Ltd.	.13
		.00000					Bonner Akademie Gesellschaft fur DV- und Management-Training	.DEU	.OTH	Zurich Beteiligungs-Aktiengesellschaft (Deutschland)	Ownership	.100.000	Zurich Insurance Group Ltd.	.13
		.00000					Bonnfinanz Aktiengesellschaft fur Vermögensberatung und Verm	.DEU	.OTH	Deutscher Herold Aktiengesellschaft	Ownership	.100.000	Zurich Insurance Group Ltd.	.13
		.00000					Bonus Pensionskassen Aktiengesellschaft	.AUT	.OTH	Zurich Versicherungs-Aktiengesellschaft	Ownership	.87.500	Zurich Insurance Group Ltd.	.13
		.00000					BONUS Vorsorgekasse AG	.AUT	.OTH	Zurich Versicherungs-Aktiengesellschaft	Ownership	.50.000	Zurich Insurance Group Ltd.	.13
		.00000					Bristlecourt Limited	.GBR	.OTH	Zurich Assurance Ltd	Ownership	.100.000	Zurich Insurance Group Ltd.	.13
.0212	Farmers Insurance Group	.11034	34-1893500				Bristol West Casualty Insurance Company	.US	.IA	Coast National Insurance Company	Ownership	.100.000	Farmers Insurance Exchange	
		.00000	13-3994449				Bristol West Holdings, Inc.	.US	.UIP	Farmers Insurance Exchange	Ownership	.42.000	Farmers Insurance Exchange	
		.00000	13-3994449				Bristol West Holdings, Inc.	.US	.UIP	Fire Insurance Exchange	Ownership	.3.750	Farmers Insurance Exchange	
		.00000	13-3994449				Bristol West Holdings, Inc.	.US	.UIP	Truck Insurance Exchange	Ownership	.6.750	Farmers Insurance Exchange	
		.00000	13-3994449				Bristol West Holdings, Inc.	.US	.UIP	Mid-Century Insurance Company	Ownership	.47.500	Farmers Insurance Exchange	
.0212	Farmers Insurance Group	.19658	38-1865162				Bristol West Insurance Company	.US		Coast National Insurance Company	Ownership	.100.000	Farmers Insurance Exchange	
		.00000	65-0880876				Bristol West Insurance Services of California, Inc.	.US	.NIA	Bristol West Holdings, Inc.	Ownership	.100.000	Farmers Insurance Exchange	
		.00000	65-0956634				Bristol West Insurance Services of Georgia, Inc.	.US	.NIA	Bristol West Holdings, Inc.	Ownership	.100.000	Farmers Insurance Exchange	
		.00000	65-0935354				Bristol West Insurance Services of Pennsylvania, Inc.	.US	.NIA	Bristol West Holdings, Inc.	Ownership	.100.000	Farmers Insurance Exchange	
		.00000	75-2791620				Bristol West Insurance Services of Texas, Inc.	.US	.NIA	Bristol West Holdings, Inc.	Ownership	.100.000	Farmers Insurance Exchange	
		.00000	65-0616769				Bristol West Insurance Services Inc., of Florida	.US	.NIA	Bristol West Holdings, Inc.	Ownership	.100.000	Farmers Insurance Exchange	
.0212	Farmers Insurance Group	.12774	86-1174452				Bristol West Preferred Insurance Company	.US	.IA	Bristol West Holdings, Inc.	Ownership	.100.000	Farmers Insurance Exchange	
		.00000	65-0919338				BWIS of Nevada, Inc.	.US	.NIA	Bristol West Holdings, Inc.	Ownership	.100.000	Farmers Insurance Exchange	
		.00000					CAN Seguros Generales SA	.ESP	.OTH	Zurich Versicherungs-Gesellschaft AG	Ownership	.50.000	Zurich Insurance Group Ltd.	.13
		.00000					Cayley Aviation Ltd.	.BMU	.OTH	Zurich Insurance Company Ltd, Bermuda Branch	Ownership	.100.000	Zurich Insurance Group Ltd.	.13
		.00000					Centre Financial Services Holdings Limited	.BMU	.OTH	Centre Group Holdings Limited	Ownership	.100.000	Zurich Insurance Group Ltd.	.13
		.00000	13-4038482				Centre Group Holdings (U.S.) Limited	.US	.OTH	Centre Solutions (Bermuda) Limited	Ownership	.100.000	Zurich Insurance Group Ltd.	.13
		.00000					Centre Group Holdings Limited	.BMU	.OTH	CMSH Limited	Ownership	.100.000	Zurich Insurance Group Ltd.	.13
.0212	CMSH Limited Group	.34649	13-2653231				Centre Insurance Company	.US	.OTH	Centre Solutions (U.S.) Limited	Ownership	.100.000	Zurich Insurance Group Ltd.	.13
		.00000					Centre Insurance International Company	.IRL	.OTH	Centre Solutions (Bermuda) Limited	Ownership	.100.000	Zurich Insurance Group Ltd.	.13
		.00000					Centre Kate Inc. 1	.US	.OTH	Zurich Structured Finance, Inc.	Ownership	.100.000	Zurich Insurance Group Ltd.	.13
		.00000					Centre Kate Inc. 2	.US	.OTH	Zurich Structured Finance, Inc.	Ownership	.100.000	Zurich Insurance Group Ltd.	.13
.0212	CMSH Limited Group	.80896	04-1589940				Centre Life Insurance Company	.US	.OTH	Centre Solutions (U.S.) Limited	Ownership	.100.000	Zurich Insurance Group Ltd.	.13

98.2

ANNUAL STATEMENT FOR THE YEAR 2012 OF THE Bristol West Insurance Company

**SCHEDULE Y**

**PART 1A - DETAIL OF INSURANCE HOLDING COMPANY SYSTEM**

1	2	3	4	5	6	7	8	9	10	11	12	13	14	15
Group Code	Group Name	NAIC Company Code	Federal ID Number	Federal RSSD	CIK	Name of Securities Exchange if Publicly Traded (U.S. or International)	Names of Parent, Subsidiaries Or Affiliates	Domiciliary Location	Relationship to Reporting Entity	Directly Controlled by (Name of Entity/Person)	Type of Control (Ownership, Board, Management, Attorney-in-Fact, Influence, Other)	If Control is Ownership Provide Percentage	Ultimate Controlling Entity(ies)/Person(s)	*
		.00000	AA-3190673				Centre Reinsurance (U.S.) Limited	..BMU	..OTH	Centre Group Holdings (U.S.) Limited	Ownership	100.000	Zurich Insurance Group Ltd.	13
		.00000					Centre Reinsurance International Company	..JRL	..OTH	Centre Solutions (Bermuda) Limited	Ownership	99.998	Zurich Insurance Group Ltd.	13
		.00000					Centre Reinsurance International Company	..JRL	..OTH	Orange Stone Reinsurance	Ownership	0.002	Zurich Insurance Group Ltd.	13
		.00000					Centre Solutions (Bermuda) Limited	..BMU	..OTH	Centre Group Holdings Limited	Ownership	100.000	Zurich Insurance Group Ltd.	13
		.00000	AA-3190822				Centre Solutions (U.S.) Limited	..BMU	..OTH	Centre Group Holdings (U.S.) Limited	Ownership	100.000	Zurich Insurance Group Ltd.	13
		.00000					Chilena Consolidada Seguros de Vida S.A.	..CHL	..OTH	Inversiones Suizo Chilena S.A.	Ownership	98.977	Zurich Insurance Group Ltd.	13
		.00000					Chilena Consolidada Seguros Generales S.A.			Chilena Consolidada Seguros de Vida S.A.				
		.00000	AA-2280100		196453	Bolsa de Comercio de Santiago	Chilena Consolidada Seguros Generales S.A.	..CHL	..OTH		Ownership	7.405	Zurich Insurance Group Ltd.	13
		.00000	AA-2280100		196453	Bolsa de Comercio de Santiago	Chilena Consolidada Seguros Generales S.A.	..CHL	..OTH	Inversiones Suizo Chilena S.A.	Ownership	82.732	Zurich Insurance Group Ltd.	13
		.00000					City of London Insurance Company Limited	..GBR	..OTH	Eagle Star Insurance Company Limited	Ownership	100.000	Zurich Insurance Group Ltd.	13
.0212	Farmers Insurance Group	.10315	95-4528269				Civic Property & Casualty Co.	..US	..IA	Fire Insurance Exchange	Ownership	80.000	Fire Insurance Exchange	
.0212	Farmers Insurance Group	.10315	95-4528269				Civic Property & Casualty Co.	..US	..IA	Truck Insurance Exchange	Ownership	20.000	Fire Insurance Exchange	
		.00000					CMSH Limited	..BMU	..OTH	Zurich Insurance Company Ltd, Bermuda Branch	Ownership	35.301	Zurich Insurance Group Ltd.	13
		.00000					CMSH Limited	..BMU	..OTH	Zurich Versicherungs-Gesellschaft AG	Ownership	64.699	Zurich Insurance Group Ltd.	13
		.00000	76-0543593				Coast National General Agency, Inc.	..US	..NIA	Bristol West Holdings, Inc.	Ownership	100.000	Farmers Insurance Exchange	
		.00000	33-0246699				Coast National Holding Company	..US	..UIP	Bristol West Holdings, Inc.	Ownership	100.000	Farmers Insurance Exchange	
.0212	Farmers Insurance Group	.25089	33-0246701				Coast National Insurance Company	..US	..UDP	Coast National Holding Company	Ownership	100.000	Farmers Insurance Exchange	
		.00000			0000034431	"Second Marche" part of EURONEXT PARIS stock exchange since 1987	COFITEM-COFIMUR	..FRA	..OTH	Zurich Versicherungs-Gesellschaft AG	Ownership	12.405	Zurich Insurance Group Ltd.	13
.0212	Zurich U.S. Insurance Pool Group	.34347	52-1096670				Colonial American Casualty and Surety Company	..US	..OTH	Fidelity and Deposit Company of Maryland	Ownership	100.000	Zurich Insurance Group Ltd.	13
		.00000					Community Trust Services Limited	..GBR	..OTH	Zurich Community Trust (UK) Limited	Ownership	99.000	Zurich Insurance Group Ltd.	13
		.00000					Community Trust Services Limited	..GBR	..OTH	Zurich Financial Services (UKISA)	Ownership	1.000	Zurich Insurance Group Ltd.	13
		.00000					Concisa Vorsorgeberatung und Management AG	..AUT	..OTH	Nominees Limited	Ownership	100.000	Zurich Insurance Group Ltd.	13
		.00000					Concourse Skelmersdale Limited	..GBR	..OTH	Bonus Pensionskassen Aktiengesellschaft	Ownership	100.000	Zurich Insurance Group Ltd.	13
		.00000					Conduit Street Properties Limited	..GBR	..OTH	Zurich Financial Services (UKISA) Limited	Ownership	100.000	Zurich Insurance Group Ltd.	13
		.00000					CP Holding Limited	..VGB	..OTH	Zurich Assurance Ltd	Ownership	100.000	Zurich Insurance Group Ltd.	13
		.00000					Cramson (Malaysia) Bhd	..MYS	..OTH	Zurich Insurance Company Ltd, Bermuda Branch	Ownership	100.000	Zurich Insurance Group Ltd.	13
		.00000					Crimpland Limited	..GBR	..OTH	MCIS Zurich Insurance Berhad	Ownership	100.000	Zurich Insurance Group Ltd.	13
		.00000	13-3971194				Crown Management Services Limited	..US	..OTH	Zurich Assurance Ltd	Ownership	100.000	Zurich Insurance Group Ltd.	13
		.00000					CTH Affordable Housing Corporation	..US	..OTH	CMSH Limited	Ownership	100.000	Zurich Insurance Group Ltd.	13
		.00000					CTH Affordable Housing Investor, Inc.	..US	..OTH	Zurich Structured Finance, Inc.	Ownership	100.000	Zurich Insurance Group Ltd.	13
		.00000					CTH AHP Corporation	..US	..OTH	CTH Affordable Housing Corporation	Ownership	100.000	Zurich Insurance Group Ltd.	13
		.00000					CTH MHP, L.L.C.	..US	..OTH	CTH Affordable Housing Corporation	Ownership	100.000	Zurich Insurance Group Ltd.	13
		.00000					CTH Special General Partner, Inc.	..US	..OTH	CTH Affordable Housing Investor, Inc.	Ownership	100.000	Zurich Insurance Group Ltd.	13
		.00000					CTH WNC, Inc.	..US	..OTH	CTH Affordable Housing Corporation	Ownership	100.000	Zurich Insurance Group Ltd.	13
		.00000					CTH/Landmark SLP, Inc.	..US	..OTH	CTH Affordable Housing Corporation	Ownership	100.000	Zurich Insurance Group Ltd.	13
		.00000					Cursud N.V.	..ANT	..OTH	CTH Affordable Housing Corporation	Ownership	100.000	Zurich Insurance Group Ltd.	13
		.00000					DA Deutsche Allgemeine Versicherung Aktiengesellschaft	..DEU	..OTH	Zurich Versicherungs-Gesellschaft AG	Ownership	100.000	Zurich Insurance Group Ltd.	13
		.00000					DB Vita S.A.	..LUX	..OTH	Zurich Beteiligungs-Aktiengesellschaft (Deutschland)	Ownership	25.000	Zurich Insurance Group Ltd.	13
		.00000					Delta Wetlands Properties	..US	..OTH	Deutscher Herold Aktiengesellschaft	Ownership	50.000	Zurich Insurance Group Ltd.	13
		.00000					Delta Wetlands Properties	..US	..OTH	KLMLP 2, LLC	Ownership	50.000	Zurich Insurance Group Ltd.	13
		.00000					Delta Wetlands Properties	..US	..OTH	KLMLP 3, LLC	Ownership	50.000	Zurich Insurance Group Ltd.	13

ANNUAL STATEMENT FOR THE YEAR 2012 OF THE Bristol West Insurance Company

**SCHEDULE Y**

**PART 1A - DETAIL OF INSURANCE HOLDING COMPANY SYSTEM**

1	2	3	4	5	6	7	8	9	10	11	12	13	14	15
Group Code	Group Name	NAIC Company Code	Federal ID Number	Federal RSSD	CIK	Name of Securities Exchange if Publicly Traded (U.S. or International)	Names of Parent, Subsidiaries Or Affiliates	Domiciliary Location	Relationship to Reporting Entity	Directly Controlled by (Name of Entity/Person)	Type of Control (Ownership, Board, Management, Attorney-in-Fact, Influence, Other)	If Control is Ownership Provide Percentage	Ultimate Controlling Entity(ies)/Person(s)	*
		.00000					Deutsche Wohnen AG	.DEU	.OTH	Zurich Deutscher Herold Lebensversicherung Aktiengesellschaft	Ownership	5.748	Zurich Insurance Group Ltd.	13
		.00000					Deutsche Zurich Pensiones, Entidad Gestora de Fondos de Pens	.ESP	.OTH	Zurich Vida, Compania de Seguros y Reaseguros, S.A. - Sociad	Ownership	50.000	Zurich Insurance Group Ltd.	13
		.00000					Deutscher Herold Aktiengesellschaft	.DEU	.OTH	Zurich Beteiligungs-Aktiengesellschaft (Deutschland)	Ownership	79.826	Zurich Insurance Group Ltd.	13
		.00000					Deutscher Pensionsfonds Aktiengesellschaft	.DEU	.OTH	Deutscher Herold Aktiengesellschaft	Ownership	74.900	Zurich Insurance Group Ltd.	13
		.00000					Deutsches Institut für Altersvorsorge GmbH	.DEU	.OTH	Deutscher Herold Aktiengesellschaft	Ownership	22.000	Zurich Insurance Group Ltd.	13
		.00000	06-1427246				Disability Management Services, Inc.	.US	.OTH	Centre Group Holdings (U.S.) Limited	Ownership	40.000	Zurich Insurance Group Ltd.	13
		.00000					Dunbar Assets plc	.GBR	.OTH	Zurich Bank	Ownership	100.000	Zurich Insurance Group Ltd.	13
		.00000					Dunbar Nominees Limited	.GBR	.OTH	Dunbar Assets plc	Ownership	100.000	Zurich Insurance Group Ltd.	13
		.00000					Dunbar Sports and Social Club Limited	.GBR	.OTH	Allied Dunbar Assurance plc	Ownership	100.000	Zurich Insurance Group Ltd.	13
		.00000					Eagle Star (Leasing) Limited	.GBR	.OTH	Zurich Assurance Ltd	Ownership	100.000	Zurich Insurance Group Ltd.	13
		.00000					Eagle Star (Malta) Limited	.MLT	.OTH	Zurich Assurance Ltd	Ownership	100.000	Zurich Insurance Group Ltd.	13
		.00000					Eagle Star Computer Services Limited	.GBR	.OTH	Zurich Assurance Ltd	Ownership	100.000	Zurich Insurance Group Ltd.	13
		.00000					Eagle Star Direct (Camberley) Limited	.GBR	.OTH	Zurich Insurance Company (U.K.) Limited	Ownership	100.000	Zurich Insurance Group Ltd.	13
		.00000					Eagle Star Direct Services Limited	.GBR	.OTH	Zurich UK General Services Limited	Ownership	100.000	Zurich Insurance Group Ltd.	13
		.00000					Eagle Star Estates Limited	.GBR	.OTH	Zurich Assurance Ltd	Ownership	100.000	Zurich Insurance Group Ltd.	13
		.00000					Eagle Star European Life Assurance Company Limited	.IRL	.OTH	Zurich Life Assurance plc	Ownership	100.000	Zurich Insurance Group Ltd.	13
		.00000					Eagle Star Executives Pension Trustee Limited	.GBR	.OTH	Zurich Financial Services (UKISA) Limited	Ownership	100.000	Zurich Insurance Group Ltd.	13
		.00000					Eagle Star Farms Limited	.GBR	.OTH	Zurich Assurance Ltd	Ownership	100.000	Zurich Insurance Group Ltd.	13
		.00000					Eagle Star Forests Limited	.GBR	.OTH	Zurich Assurance Ltd	Ownership	100.000	Zurich Insurance Group Ltd.	13
		.00000					Eagle Star Fund Services Limited	.IRL	.OTH	Zurich Life Assurance plc	Ownership	100.000	Zurich Insurance Group Ltd.	13
		.00000					Eagle Star Group Holdings Limited	.GBR	.OTH	Eagle Star Holdings Limited	Ownership	100.000	Zurich Insurance Group Ltd.	13
		.00000					Eagle Star Group Services Limited	.GBR	.OTH	Eagle Star Holdings Limited	Ownership	100.000	Zurich Insurance Group Ltd.	13
		.00000					Eagle Star Holding Company of Ireland	.IRL	.OTH	Eagle Star Group Holdings Limited	Ownership	100.000	Zurich Insurance Group Ltd.	13
		.00000					Eagle Star Holding Company of Ireland	.IRL	.OTH	Zurich Assurance Ltd	Ownership	100.000	Zurich Insurance Group Ltd.	13
		.00000					Eagle Star Holdings Limited	.GBR	.OTH	Zurich Financial Services (UKISA) Limited	Ownership	100.000	Zurich Insurance Group Ltd.	13
		.00000					Eagle Star Insurance Company Limited	.GBR	.OTH	Zurich Insurance plc	Ownership	100.000	Zurich Insurance Group Ltd.	13
		.00000					Eagle Star International Services (Ireland) Limited	.IRL	.OTH	Eagle Star Holding Company of Ireland	Ownership		Zurich Insurance Group Ltd.	13
		.00000					Eagle Star International Services (Ireland) Limited	.IRL	.OTH	Eagle Star Holdings Limited	Ownership	100.000	Zurich Insurance Group Ltd.	13
		.00000					Eagle Star Loans Limited	.GBR	.OTH	Zurich Assurance Ltd	Ownership	100.000	Zurich Insurance Group Ltd.	13
		.00000					Eagle Star Mortgages Limited	.GBR	.OTH	Zurich Assurance Ltd	Ownership	100.000	Zurich Insurance Group Ltd.	13
		.00000					Eagle Star Securities Limited	.GBR	.OTH	Zurich Insurance plc	Ownership	100.000	Zurich Insurance Group Ltd.	13
		.00000					Eagle Star Software Development Company Limited	.IRL	.OTH	Zurich Life Assurance plc	Ownership	100.000	Zurich Insurance Group Ltd.	13
		.00000					Edilspettacolo SRL	.ITA	.OTH	Zurich Insurance Company Ltd - Rappresentanza Generale per I	Ownership	35.712	Zurich Insurance Group Ltd.	13
.0212	Zurich U.S. Insurance Pool Group	.21326	47-6022701				Empire Fire and Marine Insurance Company	.US	.OTH	Zurich American Insurance Company	Ownership	100.000	Zurich Insurance Group Ltd.	13
.0212	Zurich U.S. Insurance Pool Group	.21334	73-6091717				Empire Indemnity Insurance Company	.US	.OTH	Zurich American Insurance Company	Ownership	100.000	Zurich Insurance Group Ltd.	13
		.00000					Employee Services Limited	.GBR	.OTH	Allied Dunbar Financial Services Limited	Ownership	100.000	Zurich Insurance Group Ltd.	13
		.00000					Endsleigh Communications Limited	.GBR	.OTH	Endsleigh Insurance Services Limited	Ownership	100.000	Zurich Insurance Group Ltd.	13
		.00000					Endsleigh Developments Limited	.GBR	.OTH	Endsleigh Insurance Services Limited	Ownership	100.000	Zurich Insurance Group Ltd.	13

ANNUAL STATEMENT FOR THE YEAR 2012 OF THE Bristol West Insurance Company

**SCHEDULE Y**

**PART 1A - DETAIL OF INSURANCE HOLDING COMPANY SYSTEM**

1	2	3	4	5	6	7	8	9	10	11	12	13	14	15
Group Code	Group Name	NAIC Company Code	Federal ID Number	Federal RSSD	CIK	Name of Securities Exchange if Publicly Traded (U.S. or International)	Names of Parent, Subsidiaries Or Affiliates	Domiciliary Location	Relationship to Reporting Entity	Directly Controlled by (Name of Entity/Person)	Type of Control (Ownership, Board, Management, Attorney-in-Fact, Influence, Other)	If Control is Ownership Provide Percentage	Ultimate Controlling Entity(ies)/Person(s)	*
		.00000					Endsleigh General Trading Limited	GBR	OTH	Endsleigh Insurance Services Limited	Ownership	100.000	Zurich Insurance Group Ltd.	13
		.00000					Endsleigh Independent Financial Services Limited	GBR	OTH	Endsleigh Insurance Services Limited	Ownership	100.000	Zurich Insurance Group Ltd.	13
		.00000					Endsleigh Insurance Services Limited	GBR	OTH	Endsleigh Limited	Ownership	100.000	Zurich Insurance Group Ltd.	13
		.00000					Endsleigh Insurances (Brokers) Limited	GBR	OTH	Endsleigh Insurance Services Limited	Ownership	100.000	Zurich Insurance Group Ltd.	13
		.00000					Endsleigh Law Limited	GBR	OTH	Endsleigh Insurance Services Limited	Ownership	100.000	Zurich Insurance Group Ltd.	13
		.00000					Endsleigh Leasing Limited	GBR	OTH	Endsleigh Insurance Services Limited	Ownership	100.000	Zurich Insurance Group Ltd.	13
		.00000					Endsleigh Life & Pensions Limited	GBR	OTH	Endsleigh Insurance Services Limited	Ownership	100.000	Zurich Insurance Group Ltd.	13
		.00000					Endsleigh Limited	GBR	OTH	Zurich Holdings (UK) Limited	Ownership	100.000	Zurich Insurance Group Ltd.	13
		.00000					Endsleigh Pension Trustee Limited	GBR	OTH	Endsleigh Insurance Services Limited	Ownership	100.000	Zurich Insurance Group Ltd.	13
		.00000					Endsleigh Promotions Limited	GBR	OTH	Endsleigh Insurance Services Limited	Ownership	100.000	Zurich Insurance Group Ltd.	13
		.00000					Endsleigh Shopfitting Limited	GBR	OTH	Endsleigh Insurance Services Limited	Ownership	100.000	Zurich Insurance Group Ltd.	13
		.00000					Endsleigh Trustee Services Limited	GBR	OTH	Endsleigh Insurance Services Limited	Ownership	100.000	Zurich Insurance Group Ltd.	13
		.00000					ES (Leeds) Nominee Limited	GBR	OTH	Zurich Assurance Ltd	Ownership	100.000	Zurich Insurance Group Ltd.	13
		.00000					ES (Walsall) Nominee Limited	GBR	OTH	Zurich Assurance Ltd	Ownership	100.000	Zurich Insurance Group Ltd.	13
		.00000					ES Camberley Nominee 1 Limited	GBR	OTH	Zurich Assurance Ltd	Ownership	100.000	Zurich Insurance Group Ltd.	13
		.00000					ES Camberley Nominee 2 Limited	GBR	OTH	Zurich Assurance Ltd	Ownership	100.000	Zurich Insurance Group Ltd.	13
		.00000					ES Cannock Nominee 1 Limited	GBR	OTH	Zurich Assurance Ltd	Ownership	100.000	Zurich Insurance Group Ltd.	13
		.00000					ES Cannock Nominee 2 Limited	GBR	OTH	Zurich Assurance Ltd	Ownership	100.000	Zurich Insurance Group Ltd.	13
		.00000					ES Coventry Nominee 1 Limited	GBR	OTH	Zurich Assurance Ltd	Ownership	100.000	Zurich Insurance Group Ltd.	13
		.00000					ES Coventry Nominee 2 Limited	GBR	OTH	Zurich Assurance Ltd	Ownership	100.000	Zurich Insurance Group Ltd.	13
		.00000					ES Dudley Nominee 1 Limited	GBR	OTH	Zurich Assurance Ltd	Ownership	100.000	Zurich Insurance Group Ltd.	13
		.00000					ES Dudley Nominee 2 Limited	GBR	OTH	Zurich Assurance Ltd	Ownership	100.000	Zurich Insurance Group Ltd.	13
		.00000					ES Hoddesdon Nominee 1 Limited	GBR	OTH	Zurich Assurance Ltd	Ownership	100.000	Zurich Insurance Group Ltd.	13
		.00000					ES Hoddesdon Nominee 2 Limited	GBR	OTH	Zurich Assurance Ltd	Ownership	100.000	Zurich Insurance Group Ltd.	13
		.00000					ES Plympton Nominee 1 Limited	GBR	OTH	Zurich Assurance Ltd	Ownership	100.000	Zurich Insurance Group Ltd.	13
		.00000					ES Plympton Nominee 2 Limited	GBR	OTH	Zurich Assurance Ltd	Ownership	100.000	Zurich Insurance Group Ltd.	13
		.00000					ES Ramsgate Nominee 1 Limited	GBR	OTH	Zurich Assurance Ltd	Ownership	100.000	Zurich Insurance Group Ltd.	13
		.00000					ES Ramsgate Nominee 2 Limited	GBR	OTH	Zurich Assurance Ltd	Ownership	100.000	Zurich Insurance Group Ltd.	13
		.00000					ESI Financing Limited	GBR	OTH	Eagle Star Insurance Company Limited	Ownership		Zurich Insurance Group Ltd.	13
		.00000					ESI Financing Limited	GBR	OTH	Zurich Versicherungs-Gesellschaft AG	Ownership	100.000	Zurich Insurance Group Ltd.	13
.0212	Farmers Insurance Group	10318	95-4528266				Exact Property & Casualty Co.	US	IA	Fire Insurance Exchange	Ownership	80.000	Fire Insurance Exchange	
.0212	Farmers Insurance Group	10318	95-4528266				Exact Property & Casualty Co.	US	IA	Truck Insurance Exchange	Ownership	20.000	Fire Insurance Exchange	
		.00000					Extremus Versicherung-Aktiengesellschaft	DEU	OTH	Zurich Insurance plc Niederlassung fur Deutschland	Ownership	5.000	Zurich Insurance Group Ltd.	13
		.00000	45-3561769				Farmers Family Fund	US	OTH	Farmers Group, Inc.	Ownership	100.000	Zurich Insurance Group Ltd.	12
		.00000	77-0530616				Farmers Financial Solutions, LLC	US	NIA	FFS Holding, LLC	Ownership	100.000	Farmers Insurance Exchange	
		.00000	95-0725935				Farmers Group, Inc.	US	OTH	Zurich Versicherungs-Gesellschaft AG	Ownership	87.900	Zurich Insurance Group Ltd.	12
		.00000	95-0725935				Farmers Group, Inc.	US	OTH	Zurich Insurance Group Ltd.	Ownership	12.100	Zurich Insurance Group Ltd.	12
.0212	Farmers Insurance Group	21598	95-2626387				Farmers Insurance Co. of Arizona	US	IA	Farmers Insurance Exchange	Ownership	70.000	Farmers Insurance Exchange	
.0212	Farmers Insurance Group	21598	95-2626387				Farmers Insurance Co. of Arizona	US	IA	Truck Insurance Exchange	Ownership	20.000	Farmers Insurance Exchange	
.0212	Farmers Insurance Group	21598	95-2626387				Farmers Insurance Co. of Arizona	US	IA	Fire Insurance Exchange	Ownership	10.000	Farmers Insurance Exchange	
.0212	Farmers Insurance Group	21601	95-2626385				Farmers Insurance Company of Idaho	US	IA	Farmers Insurance Exchange	Ownership	80.053	Farmers Insurance Exchange	
.0212	Farmers Insurance Group	21601	95-2626385				Farmers Insurance Company of Idaho	US	IA	Fire Insurance Exchange	Ownership	6.649	Farmers Insurance Exchange	
.0212	Farmers Insurance Group	21601	95-2626385				Farmers Insurance Company of Idaho	US	IA	Truck Insurance Exchange	Ownership	13.298	Farmers Insurance Exchange	
.0212	Farmers Insurance Group	21636	95-2655893				Farmers Insurance Company of Oregon	US	IA	Farmers Insurance Exchange	Ownership	80.000	Farmers Insurance Exchange	
.0212	Farmers Insurance Group	21636	95-2655893				Farmers Insurance Company of Oregon	US	IA	Truck Insurance Exchange	Ownership	20.000	Farmers Insurance Exchange	
.0212	Farmers Insurance Group	21644	95-2655894				Farmers Insurance Company of Washington	US	IA	Fire Insurance Exchange	Ownership	80.000	Fire Insurance Exchange	
.0212	Farmers Insurance Group	21644	95-2655894				Farmers Insurance Company of Washington	US	IA	Truck Insurance Exchange	Ownership	20.000	Fire Insurance Exchange	
.0212	Farmers Insurance Group	21628	48-0609012				Farmers Insurance Company, Inc.	US	IA	Farmers Insurance Exchange	Ownership	90.000	Farmers Insurance Exchange	
.0212	Farmers Insurance Group	21628	48-0609012				Farmers Insurance Company, Inc.	US	IA	Fire Insurance Exchange	Ownership	10.000	Farmers Insurance Exchange	

98.5

ANNUAL STATEMENT FOR THE YEAR 2012 OF THE Bristol West Insurance Company

**SCHEDULE Y**

**PART 1A - DETAIL OF INSURANCE HOLDING COMPANY SYSTEM**

1	2	3	4	5	6	7	8	9	10	11	12	13	14	15
Group Code	Group Name	NAIC Company Code	Federal ID Number	Federal RSSD	CIK	Name of Securities Exchange if Publicly Traded (U.S. or International)	Names of Parent, Subsidiaries Or Affiliates	Domiciliary Location	Relationship to Reporting Entity	Directly Controlled by (Name of Entity/Person)	Type of Control (Ownership, Board, Management, Attorney-in-Fact, Influence, Other)	If Control is Ownership Provide Percentage	Ultimate Controlling Entity(ies)/Person(s)	*
.0212	Farmers Insurance Group	.21652	95-2575893				Farmers Insurance Exchange	..US.	UIP	See Note 1	Other			
.0212	Farmers Insurance Group	.28487	22-2640040				Farmers Insurance Hawaii, Inc.	..US.	IA	Farmers Insurance Exchange	Ownership	.80.000	Farmers Insurance Exchange	
.0212	Farmers Insurance Group	.28487	22-2640040				Farmers Insurance Hawaii, Inc.	..US.	IA	Fire Insurance Exchange	Ownership	.10.000	Farmers Insurance Exchange	
.0212	Farmers Insurance Group	.28487	22-2640040				Farmers Insurance Hawaii, Inc.	..US.	IA	Truck Insurance Exchange	Ownership	.10.000	Farmers Insurance Exchange	
.0212	Farmers Insurance Group	.36889	31-0956373				Farmers Insurance of Columbus, Inc.	..US.	IA	Farmers Insurance Exchange	Ownership	.100.000	Farmers Insurance Exchange	
.0212	Farmers Insurance Group	.10806	36-4165395				Farmers New Century Insurance Company	..US.	IA	Illinois Farmers Insurance Company	Ownership	.100.000	Farmers Insurance Exchange	
.0212	Farmers Insurance Group	.63177	91-0335750				Farmers New World Life Insurance Company	..US.	OTH	Farmers Group, Inc.	Ownership	.100.000	Zurich Insurance Group Ltd.	.12
.0212	Farmers Insurance Group	.10873	95-4650862				Farmers Reinsurance Company	..US.	OTH	Farmers Group, Inc.	Ownership	.100.000	Zurich Insurance Group Ltd.	.12
		.00000					Farmers Services Corporation	..US.	OTH	Farmers Group, Inc.	Ownership	.100.000	Zurich Insurance Group Ltd.	.12
		.00000	95-6048990				Farmers Services Insurance Agency	..US.	NIA	Truck Insurance Exchange	Ownership	.100.000	Truck Insurance Exchange	
		.00000	35-2281892				Farmers Services, LLC	..US.	OTH	ZFUS Services, LLC	Ownership	.100.000	Zurich Insurance Group Ltd.	.2
.0212	Foremost Insurance Group	.43699	59-2326047				Farmers Specialty Insurance Company	..US.	IA	Foremost Insurance Company Grand Rapids, Michigan	Ownership	.100.000	Farmers Insurance Exchange	
.0212	Farmers Insurance Group	.24392	74-1067657				Farmers Texas County Mutual Insurance Company	..US.	IA	See Note 3	Management		Farmers Insurance Exchange	
		.00000					Farmers Underwriters Association	..US.	OTH	Farmers Group, Inc.	Ownership	.100.000	Zurich Insurance Group Ltd.	.12
		.00000					Farmers Value Added, Inc.	..US.	OTH	Farmers Group, Inc.	Ownership	.100.000	Zurich Insurance Group Ltd.	.12
		.00000	27-0342907				FCOA, LLC	..US.	NIA	Foremost Insurance Company Grand Rapids, Michigan	Ownership	.100.000	Farmers Insurance Exchange	
		.00000	77-0530617				FFS Holding, LLC	..US.	NIA	Mid-Century Insurance Company	Ownership	.100.000	Farmers Insurance Exchange	
.0212	Zurich U.S. Insurance Pool Group	.39306	13-3046577				Fidelity and Deposit Company of Maryland	..US.	OTH	Zurich American Insurance Company	Ownership	.100.000	Zurich Insurance Group Ltd.	.13
		.00000					FIG Holding Company	..US.	OTH	Farmers Group, Inc.	Ownership	.100.000	Zurich Insurance Group Ltd.	.12
		.00000					FIG Leasing Co., Inc.	..US.	OTH	Farmers Group, Inc.	Ownership	.100.000	Zurich Insurance Group Ltd.	.12
		.00000					Figure Out Limited	..GBR.	OTH	Openwork Independent Solutions Limited	Ownership	.100.000	Zurich Insurance Group Ltd.	.13
.0212	Farmers Insurance Group	.21660	95-6235715				Fire Insurance Exchange	..US.	IA	See Note 4	Other			
		.00000	95-2670247				Fire Underwriters Association	..US.	OTH	Farmers Group, Inc.	Ownership	.100.000	Zurich Insurance Group Ltd.	.12
.0212	Foremost Insurance Group	.29254	38-1721730				Foremost County Mutual Insurance Company	..US.	IA	See Note 5	Management		Farmers Insurance Exchange	
		.00000	38-2505922				Foremost Express Insurance Agency, Inc.	..US.	NIA	FCOA, LLC	Ownership	.100.000	Farmers Insurance Exchange	
		.00000	73-0462770				Foremost Financial Services Corporation	..US.	NIA	FCOA, LLC	Ownership	.100.000	Farmers Insurance Exchange	
.0212	Foremost Insurance Group	.11185	38-1407533				Foremost Insurance Company Grand Rapids, Michigan	..US.	IA	Farmers Insurance Exchange	Ownership	.80.000	Farmers Insurance Exchange	
.0212	Foremost Insurance Group	.11185	38-1407533				Foremost Insurance Company Grand Rapids, Michigan	..US.	IA	Fire Insurance Exchange	Ownership	.10.000	Farmers Insurance Exchange	
.0212	Foremost Insurance Group	.11185	38-1407533				Foremost Insurance Company Grand Rapids, Michigan	..US.	IA	Truck Insurance Exchange	Ownership	.10.000	Farmers Insurance Exchange	
.0212	Farmers Insurance Group	.41688	75-1779175				Foremost Lloyds of Texas	..US.	IA	See Note 6	Management		Farmers Insurance Exchange	
.0212	Foremost Insurance Group	.11800	35-1604635				Foremost Property & Casualty Insurance Company	..US.	IA	Foremost Insurance Company Grand Rapids, Michigan	Ownership	.100.000	Farmers Insurance Exchange	
.0212	Foremost Insurance Group	.41513	38-2430150				Foremost Signature Insurance Company	..US.	IA	Foremost Insurance Company Grand Rapids, Michigan	Ownership	.100.000	Farmers Insurance Exchange	
		.00000					Futuro de Bolivia S.A. Administradora de Fondos de Pensiones	..BOL.	OTH	Zurich Boliviana Seguros Personales S.A.	Ownership	.8.422	Zurich Insurance Group Ltd.	.13
		.00000					Futuro de Bolivia S.A. Administradora de Fondos de Pensiones	..BOL.	OTH	Zurich South America Invest AB	Ownership	.71.578	Zurich Insurance Group Ltd.	.13
		.00000					General Surety & Guarantee Co Limited	..GBR.	OTH	Zurich Insurance Company (U.K.) Limited	Ownership	.100.000	Zurich Insurance Group Ltd.	.13
		.00000					Genevoise, Compagnie Immobiliere SA	..CHE.	OTH	Zurich Lebensversicherungs-Gesellschaft AG	Ownership	.100.000	Zurich Insurance Group Ltd.	.13
		.00000	65-1142050				GP, LLC	..US.	NIA	Bristol West Holdings, Inc.	Ownership	.100.000	Farmers Insurance Exchange	
		.00000					Greycaines 1 Jersey Limited	..JEY.	OTH	Zurich Assurance Ltd	Ownership	.100.000	Zurich Insurance Group Ltd.	.13
		.00000					Greycaines 2 Jersey Limited	..JEY.	OTH	Zurich Assurance Ltd	Ownership	.100.000	Zurich Insurance Group Ltd.	.13
		.00000					GroomLink Limited	..GBR.	OTH	Zurich Assurance Ltd	Ownership	.100.000	Zurich Insurance Group Ltd.	.13

ANNUAL STATEMENT FOR THE YEAR 2012 OF THE Bristol West Insurance Company

**SCHEDULE Y**

**PART 1A - DETAIL OF INSURANCE HOLDING COMPANY SYSTEM**

1	2	3	4	5	6	7	8	9	10	11	12	13	14	15
Group Code	Group Name	NAIC Company Code	Federal ID Number	Federal RSSD	CIK	Name of Securities Exchange if Publicly Traded (U.S. or International)	Names of Parent, Subsidiaries Or Affiliates	Domiciliary Location	Relationship to Reporting Entity	Directly Controlled by (Name of Entity/Person)	Type of Control (Ownership, Board, Management, Attorney-in-Fact, Influence, Other)	If Control is Ownership Provide Percentage	Ultimate Controlling Entity(ies)/Person(s)	*
		.0000					Groewood Engineering Limited	GBR	OTH	Zurich Assurance Ltd	Ownership	100.000	Zurich Insurance Group Ltd.	13
		.0000					Groewood Property Holdings Limited	GBR	OTH	Eagle Star Holdings Limited	Ownership	100.000	Zurich Insurance Group Ltd.	13
		.0000	99-0083322				Hawaii Insurance Consultants, Ltd.	US	NIA	Farmers Insurance Exchange	Ownership	80.000	Farmers Insurance Exchange	
		.0000	99-0083322				Hawaii Insurance Consultants, Ltd.	US	NIA	Fire Insurance Exchange	Ownership	10.000	Farmers Insurance Exchange	
		.0000	99-0083322				Hawaii Insurance Consultants, Ltd.	US	NIA	Truck Insurance Exchange	Ownership	10.000	Farmers Insurance Exchange	
		.0000					Hawkcentral Limited	GBR	OTH	Zurich Assurance Ltd	Ownership	100.000	Zurich Insurance Group Ltd.	13
		.0000					Home & Overseas Insurance Company Limited	GBR	OTH	Eagle Star Insurance Company Limited	Ownership	100.000	Zurich Insurance Group Ltd.	13
		.0000	61-1420182				i21 Insurance Services	US	NIA	21st Century Insurance Group	Ownership	100.000	Farmers Insurance Exchange	
.0212	Farmers Insurance Group	.21679	36-2661515				Illinois Farmers Insurance Company	US	IA	Farmers Insurance Exchange	Ownership	100.000	Farmers Insurance Exchange	
		.0000					Innovaconsulting S.r.l.	ITA	OTH	Zuritel S.p.A.	Ownership	40.000	Zurich Insurance Group Ltd.	13
		.0000	65-0881673				Insurance Data Systems, G.P.	US	NIA	Bristol West Holdings, Inc.	Ownership	99.900	Farmers Insurance Exchange	
		.0000	65-0881673				Insurance Data Systems, G.P.	US	NIA	GP, LLC	Ownership	0.100	Farmers Insurance Exchange	
		.0000					INTEGRA Versicherungsdienst GmbH	AUT	OTH	Zurich Versicherungs-Aktiengesellschaft	Ownership	100.000	Zurich Insurance Group Ltd.	13
		.0000					Inversiones Suizo Chilena S.A.	CHL	OTH	Inversiones Suizo-Argentina S.A.	Ownership		Zurich Insurance Group Ltd.	13
		.0000					Inversiones Suizo Chilena S.A.	CHL	OTH	Zurich Versicherungs-Gesellschaft AG	Ownership	100.000	Zurich Insurance Group Ltd.	13
		.0000					Inversiones Suizo-Argentina S.A.	ARG	OTH	Zurich Lebensversicherungs-Gesellschaft AG	Ownership	5.004	Zurich Insurance Group Ltd.	13
		.0000					Inversiones Suizo-Argentina S.A.	ARG	OTH	Zurich Versicherungs-Gesellschaft AG	Ownership	94.996	Zurich Insurance Group Ltd.	13
		.0000					Inversiones ZS America Dos Limitada	CHL	OTH	Inversiones ZS America SpA	Ownership	100.000	Zurich Insurance Group Ltd.	13
		.0000					Inversiones ZS America SpA	CHL	OTH	Zurich Santander Insurance America, S.L.	Ownership	100.000	Zurich Insurance Group Ltd.	13
		.0000					Inversiones ZS America SpA	CHL	OTH	Zurich Santander Insurance America, S.L.	Ownership	100.000	Zurich Insurance Group Ltd.	13
		.0000					Inversora Alpina, C.A.	VEN	OTH	Zurich Seguros, S.A.	Ownership	100.000	Zurich Insurance Group Ltd.	13
		.0000					Ipsley Street 1 UK Limited	GBR	OTH	Zurich Assurance Ltd	Ownership	100.000	Zurich Insurance Group Ltd.	13
		.0000					Ipsley Street 2 UK Limited	GBR	OTH	Zurich Assurance Ltd	Ownership	100.000	Zurich Insurance Group Ltd.	13
		.0000					Irish National Insurance Company p.l.c.	JRL	OTH	Zurich Insurance plc	Ownership	100.000	Zurich Insurance Group Ltd.	13
		.0000					Isis S.A.	ARG	OTH	Inversiones Suizo-Argentina S.A.	Ownership	60.501	Zurich Insurance Group Ltd.	13
		.0000					Isis S.A.	ARG	OTH	Zurich Versicherungs-Gesellschaft AG	Ownership	39.499	Zurich Insurance Group Ltd.	13
		.0000					IT Innovation Holdings AG	CHE	OTH	Zurich Versicherungs-Gesellschaft AG	Ownership	100.000	Zurich Insurance Group Ltd.	13
		.0000					Jewell Insurance Agency Ltd	GBR	OTH	Woodstock Insurance Brokers Limited	Ownership	100.000	Zurich Insurance Group Ltd.	13
		.0000					Kennet Road 1 UK Limited	GBR	OTH	Zurich Assurance Ltd	Ownership	100.000	Zurich Insurance Group Ltd.	13
		.0000					Kennet Road 2 UK Limited	GBR	OTH	Zurich Assurance Ltd	Ownership	100.000	Zurich Insurance Group Ltd.	13
		.0000					KLMLP 2, LLC	US	OTH	KLMLP, L.P.	Ownership	100.000	Zurich Insurance Group Ltd.	13
		.0000					KLMLP 3, LLC	US	OTH	KLMLP 2, LLC	Ownership	100.000	Zurich Insurance Group Ltd.	13
		.0000					KLMLP, L.P.	US	OTH	Zurich American Corporation	Ownership	75.000	Zurich Insurance Group Ltd.	13
		.0000	38-2336672				Kraft Lake Insurance Agency, Inc.	US	NIA	FCOA, LLC	Ownership	100.000	Farmers Insurance Exchange	
		.0000					L&L PARK 80 INVESTORS LLC	US	OTH	ZI PARK 80 WEST LLC	Ownership	90.000	Zurich Insurance Group Ltd.	13
		.0000					Farmers New World Life Insurance Company							
.0212	Farmers Insurance Group	.12888	20-5623867				Leschi Life Assurance Company	US	OTH		Ownership	100.000	Zurich Insurance Group Ltd.	12
		.0000					Logbrook Limited	GBR	OTH	Zurich Assurance Ltd	Ownership	100.000	Zurich Insurance Group Ltd.	13
		.0000					Lordbourne Limited	GBR	OTH	Zurich Assurance Ltd	Ownership	100.000	Zurich Insurance Group Ltd.	13
		.0000					MAAGNET SYSTEMS SDN BHD	MYS	OTH	Zurich Versicherungs-Gesellschaft AG	Ownership	100.000	Zurich Insurance Group Ltd.	13
		.0000					MAAGNET-SSMS SDN BHD	MYS	OTH	MAAGNET SYSTEMS SDN BHD	Ownership	100.000	Zurich Insurance Group Ltd.	13
		.0000					MALAYSIAN ALLIANCE PROPERTY SERVICES SDN BHD	MYS	OTH	Zurich Versicherungs-Gesellschaft AG	Ownership	100.000	Zurich Insurance Group Ltd.	13
		.0000					Malaysian Assurance Alliance Berhad	MYS	OTH	Zurich Versicherungs-Gesellschaft AG	Ownership	100.000	Zurich Insurance Group Ltd.	13
		.0000					Manon Vision Co., Ltd.	THA	OTH	Centre Group Holdings Limited	Ownership	0.001	Zurich Insurance Group Ltd.	13
		.0000					Manon Vision Co., Ltd.	THA	OTH	CMSH Limited	Ownership	0.001	Zurich Insurance Group Ltd.	13
		.0000					Manon Vision Co., Ltd.	THA	OTH	Zurich Versicherungs-Gesellschaft AG	Ownership	99.999	Zurich Insurance Group Ltd.	13
.0212	Zurich U.S. Insurance Pool Group	.19356	52-0403120				Maryland Casualty Company	US	OTH	Zurich American Insurance Company	Ownership	100.000	Zurich Insurance Group Ltd.	13

ANNUAL STATEMENT FOR THE YEAR 2012 OF THE Bristol West Insurance Company

**SCHEDULE Y**

**PART 1A - DETAIL OF INSURANCE HOLDING COMPANY SYSTEM**

1	2	3	4	5	6	7	8	9	10	11	12	13	14	15
Group Code	Group Name	NAIC Company Code	Federal ID Number	Federal RSSD	CIK	Name of Securities Exchange if Publicly Traded (U.S. or International)	Names of Parent, Subsidiaries Or Affiliates	Domiciliary Location	Relationship to Reporting Entity	Directly Controlled by (Name of Entity/Person)	Type of Control (Ownership, Board, Management, Attorney-in-Fact, Influence, Other)	If Control is Ownership Provide Percentage	Ultimate Controlling Entity(ies)/Person(s)	*
		00000					Maunaula Associates, Inc.	US	OTH	Zurich American Corporation	Ownership	100.000	Zurich Insurance Group Ltd.	13
		00000					Mauritian Eagle Insurance Company Limited	MUS	OTH	Zurich Insurance Company South Africa Limited	Ownership	15.000	Zurich Insurance Group Ltd.	13
		00000					MCIS Zurich Insurance Berhad	MYS	OTH	Zurich Asia Holdings Ltd.	Ownership	40.000	Zurich Insurance Group Ltd.	13
		00000					Medidata AG	CHE	OTH	Zurich Versicherungs-Gesellschaft AG	Ownership	8.852	Zurich Insurance Group Ltd.	13
		00000					Mentionland Limited	GBR	OTH	Zurich Assurance Ltd	Ownership	100.000	Zurich Insurance Group Ltd.	13
		00000					Meritclass Investments Limited	GBR	OTH	Zurich Assurance Ltd	Ownership	100.000	Zurich Insurance Group Ltd.	13
		00000					MI Administrators, LLC	US	OTH	FIG Leasing Co., Inc.	Ownership	100.000	Zurich Insurance Group Ltd.	12
0212	Farmers Insurance Group	21687	95-6016640				Mid-Century Insurance Company	US	IA	Farmers Insurance Exchange	Ownership	80.000	Farmers Insurance Exchange	
0212	Farmers Insurance Group	21687	95-6016640				Mid-Century Insurance Company	US	IA	Fire Insurance Exchange	Ownership	12.500	Farmers Insurance Exchange	
0212	Farmers Insurance Group	21687	95-6016640				Mid-Century Insurance Company	US	IA	Truck Insurance Exchange	Ownership	7.500	Farmers Insurance Exchange	
0212	Farmers Insurance Group	28673	74-2448744				Mid-Century Insurance Company of Texas	US	IA	Farmers Insurance Exchange	Ownership	100.000	Farmers Insurance Exchange	
		00000					Minas Brasil Promotora de Servicos S/A	BRA	OTH	Zurich Minas Brasil Seguros S.A.	Ownership	100.000	Zurich Insurance Group Ltd.	13
		00000					MULTIOTO SERVICES SDN BHD	MYS	OTH	Zurich Versicherungs-Gesellschaft AG	Ownership	100.000	Zurich Insurance Group Ltd.	13
		00000					Navigators and General Insurance Company Limited	GBR	OTH	Zurich Insurance plc	Ownership	100.000	Zurich Insurance Group Ltd.	13
		00000					Nearheath Limited	GBR	OTH	Zurich Assurance Ltd	Ownership	100.000	Zurich Insurance Group Ltd.	13
0212	Farmers Insurance Group	10317	95-4528264				Neighborhood Spirit Property & Casualty Company	US	IA	Fire Insurance Exchange	Ownership	80.000	Fire Insurance Exchange	
0212	Farmers Insurance Group	10317	95-4528264				Neighborhood Spirit Property & Casualty Company	US	IA	Truck Insurance Exchange	Ownership	20.000	Fire Insurance Exchange	
		00000					New China Life Insurance Company Limited	CHN	OTH	Zurich Versicherungs-Gesellschaft AG	Ownership	12.512	Zurich Insurance Group Ltd.	13
		00000					NK Zurich Risk Service Co., Ltd.	JPN	OTH	Zurich Insurance Company Limited	Ownership	10.000	Zurich Insurance Group Ltd.	13
0212	Zurich U.S. Insurance Pool Group	19372	13-5283360				Northern Insurance Company of New York	US	OTH	Maryland Casualty Company	Ownership	100.000	Zurich Insurance Group Ltd.	13
		00000					Oldco B Member Holdings, LLC	US	OTH	Centre Group Holdings (U.S.) Limited	Ownership	100.000	Zurich Insurance Group Ltd.	13
		00000					Omnis Investments Limited	GBR	OTH	Openwork Holdings Limited	Ownership	90.000	Zurich Insurance Group Ltd.	13
		00000					Openwork Access Limited	GBR	OTH	Openwork Holdings Limited	Ownership	100.000	Zurich Insurance Group Ltd.	13
		00000					Openwork Holdings Limited	GBR	OTH	Allied Zurich Holdings Limited	Ownership	99.993	Zurich Insurance Group Ltd.	13
		00000					Openwork Independent Solutions Limited	GBR	OTH	Openwork Holdings Limited	Ownership	100.000	Zurich Insurance Group Ltd.	13
		00000					Openwork Limited	GBR	OTH	Openwork Holdings Limited	Ownership	100.000	Zurich Insurance Group Ltd.	13
		00000					Openwork Market Solutions Limited	GBR	OTH	Openwork Holdings Limited	Ownership	100.000	Zurich Insurance Group Ltd.	13
		00000					Openwork Services Limited	GBR	OTH	Openwork Holdings Limited	Ownership	100.000	Zurich Insurance Group Ltd.	13
		00000	98-0172213				Orange Stone Reinsurance	JRL	OTH	Crown Management Services Limited	Ownership	100.000	Zurich Insurance Group Ltd.	13
		00000					Orion Rechtsschutz-Versicherung AG	CHE	OTH	Zurich Versicherungs-Gesellschaft AG	Ownership	78.000	Zurich Insurance Group Ltd.	13
		00000					Parcelgate Limited	GBR	OTH	Zurich Assurance Ltd	Ownership	100.000	Zurich Insurance Group Ltd.	13
		00000					Perils AG	CHE	OTH	Zurich Versicherungs-Gesellschaft AG	Ownership	11.111	Zurich Insurance Group Ltd.	13
		00000					Prematic Service Corporation (California)	US	OTH	Farmers Group, Inc.	Ownership	100.000	Zurich Insurance Group Ltd.	12
		00000					Prematic Service Corporation (Nevada)	US	OTH	Prematic Service Corporation (California)	Ownership	100.000	Zurich Insurance Group Ltd.	12
		00000					Protektor Lebensversicherungs-AG	DEU	OTH	Zurich Deutscher Herold Lebensversicherung Aktiengesellschaft	Ownership	5.158	Zurich Insurance Group Ltd.	13
		00000					PT Zurich Insurance Indonesia	IDN	OTH	Zurich Asia Holdings Ltd.	Ownership	4.312	Zurich Insurance Group Ltd.	13
		00000					PT Zurich Insurance Indonesia	IDN	OTH	Zurich Versicherungs-Gesellschaft AG	Ownership	91.516	Zurich Insurance Group Ltd.	13
		00000					PT Zurich Topas Life	IDN	OTH	Zurich Versicherungs-Gesellschaft AG	Ownership	80.000	Zurich Insurance Group Ltd.	13
		00000					Real Garant Espana S.L.	ESP	OTH	Real Garant GmbH Garantiesysteme	Ownership	100.000	Zurich Insurance Group Ltd.	13
		00000					Real Garant GmbH Garantiesysteme	DEU	OTH	Real Garant Versicherung	Ownership	100.000	Zurich Insurance Group Ltd.	13
		00000					Real Garant Versicherung Aktiengesellschaft	DEU	OTH	Zurich Beteiligungs-Aktiengesellschaft (Deutschland)	Ownership	100.000	Zurich Insurance Group Ltd.	13
		00000					Red Ruff LLC	US	OTH	ZGM Asset Holding Company (Bermuda) Limited	Ownership	100.000	Zurich Insurance Group Ltd.	13

898

ANNUAL STATEMENT FOR THE YEAR 2012 OF THE Bristol West Insurance Company

**SCHEDULE Y**

**PART 1A - DETAIL OF INSURANCE HOLDING COMPANY SYSTEM**

1	2	3	4	5	6	7	8	9	10	11	12	13	14	15
Group Code	Group Name	NAIC Company Code	Federal ID Number	Federal RSSD	CIK	Name of Securities Exchange if Publicly Traded (U.S. or International)	Names of Parent, Subsidiaries Or Affiliates	Domiciliary Location	Relationship to Reporting Entity	Directly Controlled by (Name of Entity/Person)	Type of Control (Ownership, Board, Management, Attorney-in-Fact, Influence, Other)	If Control is Ownership Provide Percentage	Ultimate Controlling Entity(ies)/Person(s)	*
		.00000					SA Fire House Limited	ZAF	OTH	Zurich Versicherungs-Gesellschaft AG Zurich Financial Services (UKISA)	Ownership	100.000	Zurich Insurance Group Ltd.	13
		.00000					Sackville Street Limited	GBR	OTH	Limited	Ownership	100.000	Zurich Insurance Group Ltd.	13
		.00000					Santander Brasil Seguros S.A.	BRA	OTH	Santander Seguros S.A.	Ownership	100.000	Zurich Insurance Group Ltd.	13
		.00000					Santander Rio Seguros S.A.	ARG	OTH	Inversiones ZS America SpA	Ownership	4.000	Zurich Insurance Group Ltd.	13
		.00000					Santander Rio Seguros S.A.	ARG	OTH	Zurich Santander Insurance America, S.L.	Ownership	96.000	Zurich Insurance Group Ltd.	13
		.00000					Santander Seguros de Vida S.A.	CHL	OTH	Inversiones ZS America Dos Limitada	Ownership	99.782	Zurich Insurance Group Ltd.	13
		.00000					Santander Seguros de Vida S.A.	CHL	OTH	Inversiones ZS America SpA	Ownership	0.218	Zurich Insurance Group Ltd.	13
		.00000					Santander Seguros Generales S.A.	CHL	OTH	Inversiones ZS America Dos Limitada	Ownership	99.505	Zurich Insurance Group Ltd.	13
		.00000					Santander Seguros Generales S.A.	CHL	OTH	Inversiones ZS America SpA	Ownership	0.495	Zurich Insurance Group Ltd.	13
		.00000					Santander Seguros S.A.	BRA	OTH	Zurich Santander Insurance America, S.L.	Ownership	100.000	Zurich Insurance Group Ltd.	13
		.00000					Santander Seguros Sociedad Anonima	URY	OTH	Zurich Santander Insurance America, S.L.	Ownership	100.000	Zurich Insurance Group Ltd.	13
		.00000					SARL Marofinac	MAR	OTH	Zurich Versicherungs-Gesellschaft AG Zurich Insurance Services (Middle East)	Ownership	100.000	Zurich Insurance Group Ltd.	13
		.00000					Saudi National Insurance Company	BHR	OTH	EC	Ownership	5.000	Zurich Insurance Group Ltd.	13
		.00000					Sceptre Trust Limited	BHS	OTH	Eagle Star Holdings Limited	Ownership		Zurich Insurance Group Ltd.	13
		.00000					Sceptre Trust Limited	BHS	OTH	Eagle Star Insurance Company Limited	Ownership	100.000	Zurich Insurance Group Ltd.	13
.0212	Farmers Insurance Group	.33120	65-0109120				Security National Insurance Company	US	IA	Bristol West Holdings, Inc.	Ownership	75.000	Farmers Insurance Exchange	
.0212	Farmers Insurance Group	.33120	65-0109120				Security National Insurance Company	US	IA	Insurance Data Systems, G.P.	Ownership	25.000	Farmers Insurance Exchange	
		.00000					Serviaide Assistencia e Servicos, Lda.	PRT	OTH	AIDE Assistencia Seguros y Reaseguros, S.A. - Sociedad Uniper	Ownership	95.000	Zurich Insurance Group Ltd.	13
		.00000					Serviaide Assistencia e Servicos, Lda.	PRT	OTH	Serviaide, S.A. - Sociedad Unipersonal	Ownership	5.000	Zurich Insurance Group Ltd.	13
		.00000					Serviaide, S.A. - Sociedad Unipersonal	ESP	OTH	AIDE Assistencia Seguros y Reaseguros, S.A. - Sociedad Uniper	Ownership	100.000	Zurich Insurance Group Ltd.	13
		.00000					Servizurich S.A. - Sociedad Unipersonal	ESP	OTH	Zurich Insurance plc, Sucursal en Espana	Ownership	100.000	Zurich Insurance Group Ltd.	13
		.00000					Shire Park Limited	GBR	OTH	Zurich Assurance Ltd	Ownership	12.419	Zurich Insurance Group Ltd.	13
		.00000					Societe Continentale d'Investissement Immobilier SA	FRA	OTH	Zurich Assurance Ltd	Ownership	100.000	Zurich Insurance Group Ltd.	13
		.00000					Solentbar Property Investment Limited	GBR	OTH	Zurich Assurance Ltd	Ownership	100.000	Zurich Insurance Group Ltd.	13
		.00000					South African Nucleare Pool Administrators (Property) Limite	ZAF	OTH	Zurich Insurance Company South Africa Limited	Ownership	25.000	Zurich Insurance Group Ltd.	13
		.00000	06-1313326				South County Services Co., Inc.	US	OTH	Sterling Forest LLC	Ownership	100.000	Zurich Insurance Group Ltd.	13
		.00000					Spirecharm Limited	GBR	OTH	Zurich Assurance Ltd	Ownership	100.000	Zurich Insurance Group Ltd.	13
		.00000					Staple Inn Holborn Limited	GBR	OTH	Zurich Financial Services (UKISA) Limited	Ownership	100.000	Zurich Insurance Group Ltd.	13
		.00000					Stareagle Limited	GBR	OTH	Zurich Assurance Ltd	Ownership	100.000	Zurich Insurance Group Ltd.	13
		.00000					Starpatch Investments Limited	GBR	OTH	Zurich Assurance Ltd	Ownership	100.000	Zurich Insurance Group Ltd.	13
.0212	Zurich U.S. Insurance Pool Group	.26387	52-0981481				Steadfast Insurance Company	US	OTH	Zurich American Insurance Company	Ownership	100.000	Zurich Insurance Group Ltd.	13
		.00000					Steadfast Santa Clarita Holdings LLC	US	OTH	Steadfast Insurance Company	Ownership	100.000	Zurich Insurance Group Ltd.	13
		.00000	36-4233459				Sterling Forest LLC	US	OTH	Zurich American Insurance Company	Ownership	99.934	Zurich Insurance Group Ltd.	13
		.00000					Sterling ISA Managers (Nominees) Limited	GBR	OTH	Sterling ISA Managers Limited	Ownership	100.000	Zurich Insurance Group Ltd.	13
		.00000					Sterling ISA Managers Limited	GBR	OTH	Zurich Financial Services (UKISA) Limited	Ownership	100.000	Zurich Insurance Group Ltd.	13
		.00000					Sunley Homes Limited	GBR	OTH	Zurich Insurance plc	Ownership	100.000	Zurich Insurance Group Ltd.	13
		.00000					Swaziland Royal Insurance Corporation	SWZ	OTH	Zurich Insurance Company South Africa Limited	Ownership	9.000	Zurich Insurance Group Ltd.	13

ANNUAL STATEMENT FOR THE YEAR 2012 OF THE Bristol West Insurance Company

**SCHEDULE Y**

**PART 1A - DETAIL OF INSURANCE HOLDING COMPANY SYSTEM**

1	2	3	4	5	6	7	8	9	10	11	12	13	14	15
Group Code	Group Name	NAIC Company Code	Federal ID Number	Federal RSSD	CIK	Name of Securities Exchange if Publicly Traded (U.S. or International)	Names of Parent, Subsidiaries Or Affiliates	Domiciliary Location	Relationship to Reporting Entity	Directly Controlled by (Name of Entity/Person)	Type of Control (Ownership, Board, Management, Attorney-in-Fact, Influence, Other)	If Control is Ownership Provide Percentage	Ultimate Controlling Entity(ies)/Person(s)	*
		.00000					Swiss Insurance Management (Hong Kong) Limited	.HKG	.OTH	Zurich Insurance Holdings (Hong Kong) Limited	Ownership	.99.505	Zurich Insurance Group Ltd.	13
		.00000					Swiss Insurance Management (Hong Kong) Limited	.HKG	.OTH	Zurich Services (Hong Kong) Limited	Ownership	.0.495	Zurich Insurance Group Ltd.	13
		.00000					TCS Loss Adjusters Limited	.GBR	.OTH	Endsleigh Insurance Services Limited	Ownership	.100.000	Zurich Insurance Group Ltd.	13
		.00000					TDG Tele Dienste GmbH	.DEU	.OTH	Zurich Beteiligungs-Aktiengesellschaft (Deutschland)	Ownership	.100.000	Zurich Insurance Group Ltd.	13
		.00000					Techlink Interactive Limited	.GBR	.OTH	Technical Connection Limited	Ownership	.100.000	Zurich Insurance Group Ltd.	13
		.00000					Technical Connection Limited	.GBR	.OTH	Zurich Employment Services Limited	Ownership	.51.000	Zurich Insurance Group Ltd.	13
.0212	Farmers Insurance Group	.21695	94-1663548				Texas Farmers Insurance Company	.US	.IA	Farmers Insurance Exchange	Ownership	.86.280	Farmers Insurance Exchange	
.0212	Farmers Insurance Group	.21695	94-1663548				Texas Farmers Insurance Company	.US	.IA	Mid Century Insurance Company	Ownership	.13.720	Farmers Insurance Exchange	
		.00000					The Liverpool Reversionary Company Limited	.GBR	.OTH	Eagle Star Insurance Company Limited	Ownership	.100.000	Zurich Insurance Group Ltd.	13
		.00000					The Trust Company of Scotland Limited	.GBR	.OTH	Zurich Insurance plc	Ownership	.100.000	Zurich Insurance Group Ltd.	13
		.00000	36-3839542				The Zurich Services Corporation	.US	.OTH	Zurich Holding Company of America, Inc.	Ownership	.100.000	Zurich Insurance Group Ltd.	13
		.00000					TopReport Schadenbesichtigungs GmbH	.AUT	.OTH	Zurich Versicherungs-Aktiengesellschaft	Ownership	.14.286	Zurich Insurance Group Ltd.	13
		.00000					Toscana Uno SPRL	.ITA	.OTH	Zurich Insurance Company Ltd - Rappresentanza Generale per l	Ownership	.50.000	Zurich Insurance Group Ltd.	13
.0212	Farmers Insurance Group	.21709	95-2575892				Truck Insurance Exchange	.US	.IA	See Note 7	Other			
		.00000	95-2670330				Truck Underwriters Association	.US	.OTH	Farmers Group, Inc.	Ownership	.100.000	Zurich Insurance Group Ltd.	13
		.00000					Turegum Immobilien AG	.CHE	.OTH	Zurich Versicherungs-Gesellschaft AG	Ownership	.100.000	Zurich Insurance Group Ltd.	13
.0212	Zurich U.S. Insurance Pool Group	.41181	43-1249228				Universal Underwriters Insurance Company	.US	.OTH	Zurich American Insurance Company	Ownership	.100.000	Zurich Insurance Group Ltd.	13
		.00000	04-3126497				Universal Underwriters Insurance Services, Inc.	.US	.OTH	Zurich Holding Company of America, Inc.	Ownership	.100.000	Zurich Insurance Group Ltd.	13
.0212	Universal Underwriters Life Insurance Company	.70173	43-0824418				Universal Underwriters Life Insurance Company	.US	.OTH	Universal Underwriters Insurance Company	Ownership	.100.000	Zurich Insurance Group Ltd.	13
		.00000					Universal Underwriters of Texas Insurance Company	.US	.OTH	Universal Underwriters Insurance Company	Ownership	.100.000	Zurich Insurance Group Ltd.	13
.0212	Zurich U.S. Insurance Pool Group	.40843	36-3139101				Universal Underwriters Service Corporation	.US	.OTH	Zurich Holding Company of America, Inc.	Ownership	.100.000	Zurich Insurance Group Ltd.	13
		.00000	43-1269296				Vehicle Dealer Solutions, Inc.	.US	.OTH	The Zurich Services Corporation	Ownership	.100.000	Zurich Insurance Group Ltd.	13
		.00000	26-1282208				Veyond Pacific Technology Solutions, LLC	.US	.NIA	Farmers Insurance Hawaii, Inc.	Ownership	.99.920	Farmers Insurance Exchange	
		.00000	20-3821099				Veyond Pacific Technology Solutions, LLC	.US	.NIA	American Pacific Insurance Company, Inc.	Ownership	.0.080	Farmers Insurance Exchange	
		.00000	20-3821011				Veyond Pacific Technology, Inc.	.US	.NIA	Veyond Pacific Technology Solutions, LLC	Ownership	.100.000	Farmers Insurance Exchange	
		.00000	04-3726591				Veyond Technology Solutions, LLC	.US	.NIA	Farmers Insurance Hawaii, Inc.	Ownership	.92.220	Farmers Insurance Exchange	
		.00000	04-3726591				Veyond Technology Solutions, LLC	.US	.NIA	American Pacific Insurance Company, Inc.	Ownership	.7.780	Farmers Insurance Exchange	
		.00000	04-3682284				Vita Lebensversicherungs-Gesellschaft AG	.CHE	.OTH	Veyond Technology Solutions, LLC	Ownership	.100.000	Farmers Insurance Exchange	
		.00000	74-1593853				Western Star Insurance Services, Inc.	.US	.NIA	Zurich Versicherungs-Gesellschaft AG	Ownership	.100.000	Zurich Insurance Group Ltd.	13
		.00000					Women on Wheels Limited	.GBR	.OTH	FCOA, LLC	Ownership	.100.000	Farmers Insurance Exchange	
		.00000					Woodstock Insurance Brokers Limited	.GBR	.OTH	Endsleigh Insurance Services Limited	Ownership	.100.000	Zurich Insurance Group Ltd.	13
		.00000					World Travel Protection Canada Inc.	.CAN	.OTH	Endsleigh Insurance Services Limited	Ownership	.100.000	Zurich Insurance Group Ltd.	13
		.00000					Wren Investments Limited	.GBR	.OTH	Zurich Canadian Holdings Limited	Ownership	.100.000	Zurich Insurance Group Ltd.	13
		.00000					Wrightway Underwriting Limited	.IRL	.OTH	Zurich Whiteley Trust Limited	Ownership	.100.000	Zurich Insurance Group Ltd.	13
		.00000					Z flex Gesellschaft fur Personaldienstleistungen mbH	.DEU	.OTH	Ballykilliane Holdings Limited	Ownership	.100.000	Zurich Insurance Group Ltd.	13
		.00000					Z Nominees Limited	.JEY	.OTH	Zurich Beteiligungs-Aktiengesellschaft (Deutschland)	Ownership	.100.000	Zurich Insurance Group Ltd.	13
		.00000					Z Secretaries Limited	.JEY	.OTH	Zurich Trust Limited	Ownership	.100.000	Zurich Insurance Group Ltd.	13

98.10

ANNUAL STATEMENT FOR THE YEAR 2012 OF THE Bristol West Insurance Company

**SCHEDULE Y**

**PART 1A - DETAIL OF INSURANCE HOLDING COMPANY SYSTEM**

1	2	3	4	5	6	7	8	9	10	11	12	13	14	15
Group Code	Group Name	NAIC Company Code	Federal ID Number	Federal RSSD	CIK	Name of Securities Exchange if Publicly Traded (U.S. or International)	Names of Parent, Subsidiaries Or Affiliates	Domiciliary Location	Relationship to Reporting Entity	Directly Controlled by (Name of Entity/Person)	Type of Control (Ownership, Board, Management, Attorney-in-Fact, Influence, Other)	If Control is Ownership Provide Percentage	Ultimate Controlling Entity(ies)/Person(s)	*
		.00000					ZCM (U.S.) Limited	.US	.OTH	ZCM Holdings (Bermuda) Limited	Ownership	100.000	Zurich Insurance Group Ltd.	13
		.00000					ZCM Asset Holding Company (Bermuda) Limited	.BMU	.OTH	ZCM Holdings (Bermuda) Limited	Ownership	100.000	Zurich Insurance Group Ltd.	13
		.00000					ZCM Holdings (Bermuda) Limited	.BMU	.OTH	CMSH Limited	Ownership	24.290	Zurich Insurance Group Ltd.	13
		.00000					ZCM Holdings (Bermuda) Limited	.BMU	.OTH	CMSH Limited	Ownership	75.710	Zurich Insurance Group Ltd.	13
		.00000					ZCM Matched Funding Corp.	.US	.OTH	ZCM (U.S.) Limited	Ownership	100.000	Zurich Insurance Group Ltd.	13
		.00000					ZCMC II Holdings Limited	.JRL	.OTH	ZCM Asset Holding Company (Bermuda) Limited	Ownership	0.200	Zurich Insurance Group Ltd.	13
		.00000					ZCMC II Holdings Limited	.JRL	.OTH	Zurich Financial Services EUB Holdings Limited	Ownership	99.800	Zurich Insurance Group Ltd.	13
		.00000					Zebra Property Fund I, LP	.US	.OTH	Zurich Holding Company of America, Inc.	Ownership	100.000	Zurich Insurance Group Ltd.	13
		.00000	81-0680889				ZFS Finance (USA) LLC II	.US	.OTH	Zurich Holding Company of America, Inc.	Ownership	100.000	Zurich Insurance Group Ltd.	13
		.00000	77-0684542				ZFS Finance (USA) LLC V	.US	.OTH	Zurich Holding Company of America, Inc.	Ownership	100.000	Zurich Insurance Group Ltd.	13
		.00000	20-5900744				ZFUS Services, LLC	.US	.OTH	Zurich Holding Company of America, Inc.	Ownership	100.000	Zurich Insurance Group Ltd.	13
		.00000					ZGEE3 Limited	.GBR	.OTH	Zurich Insurance Company (U.K.) Limited	Ownership	100.000	Zurich Insurance Group Ltd.	13
		.00000					ZI Park 80 West LLC	.US	.OTH	Zurich American Insurance Company	Ownership	100.000	Zurich Insurance Group Ltd.	13
		.00000	02-0802795				ZNA Services, LLC	.US	.OTH	ZFUS Services, LLC	Ownership	100.000	Zurich Insurance Group Ltd.	13
		.00000					ZPC Capital Limited	.GBR	.OTH	Zurich Holdings (UK) Limited	Ownership	100.000	Zurich Insurance Group Ltd.	13
		.00000					ZSF 00-1, Inc.	.US	.OTH	CTH Affordable Housing Corporation	Ownership	100.000	Zurich Insurance Group Ltd.	13
		.00000					ZSF 02-1, Inc.	.US	.OTH	CTH Affordable Housing Corporation	Ownership	100.000	Zurich Insurance Group Ltd.	13
		.00000					ZSF 99-2 Tyler House, Inc.	.US	.OTH	CTH Affordable Housing Corporation	Ownership	100.000	Zurich Insurance Group Ltd.	13
		.00000					ZSF 99-3 Aurora, Inc.	.US	.OTH	CTH Affordable Housing Corporation	Ownership	100.000	Zurich Insurance Group Ltd.	13
		.00000					ZSF 99-4, Inc.	.US	.OTH	CTH Affordable Housing Corporation	Ownership	100.000	Zurich Insurance Group Ltd.	13
		.00000					ZSF Apollo Corporation	.US	.OTH	CTH Affordable Housing Corporation	Ownership	100.000	Zurich Insurance Group Ltd.	13
		.00000					ZSF Blairville, Inc.	.US	.OTH	CTH Affordable Housing Corporation	Ownership	100.000	Zurich Insurance Group Ltd.	13
		.00000					ZSF Boston Store, Inc.	.US	.OTH	CTH Affordable Housing Corporation	Ownership	100.000	Zurich Insurance Group Ltd.	13
		.00000					ZSF Grant Park, Inc.	.US	.OTH	CTH Affordable Housing Corporation	Ownership	100.000	Zurich Insurance Group Ltd.	13
		.00000					ZSF Idlewild, Inc.	.US	.OTH	CTH Affordable Housing Corporation	Ownership	100.000	Zurich Insurance Group Ltd.	13
		.00000					ZSF Landmark Corporation	.US	.OTH	CTH Affordable Housing Corporation	Ownership	100.000	Zurich Insurance Group Ltd.	13
		.00000					ZSF Newport I Corporation	.US	.OTH	CTH Affordable Housing Corporation	Ownership	100.000	Zurich Insurance Group Ltd.	13
		.00000	36-3096373				ZSFH LLC	.US	.OTH	Zurich Holding Company of America, Inc.	Ownership	100.000	Zurich Insurance Group Ltd.	13
		.00000					ZSG Kfz-ZulassungsservicegesmbH	.AUT	.OTH	Zurich Versicherungs-Aktiengesellschaft	Ownership	33.333	Zurich Insurance Group Ltd.	13
		.00000					ZSL Financing Limited	.GBR	.OTH	Zurich Holdings (UK) Limited	Ownership	1.000	Zurich Insurance Group Ltd.	13
		.00000					ZSL Financing Limited	.GBR	.OTH	Zurich Specialties London Limited	Ownership	99.000	Zurich Insurance Group Ltd.	13
		.00000					Zurich - Companhia de Seguros Vida S.A.	.PRT	.OTH	Zurich Finanz-Gesellschaft AG	Ownership		Zurich Insurance Group Ltd.	13
		.00000					Zurich - Companhia de Seguros Vida S.A.	.PRT	.OTH	Zurich Investments Life S.p.A.	Ownership		Zurich Insurance Group Ltd.	13
		.00000					Zurich - Companhia de Seguros Vida S.A.	.PRT	.OTH	Zurich Lebensversicherungs-Gesellschaft AG	Ownership	100.000	Zurich Insurance Group Ltd.	13
		.00000					Zurich - Companhia de Seguros Vida S.A.	.PRT	.OTH	Zurich Versicherungs-Gesellschaft AG	Ownership		Zurich Insurance Group Ltd.	13
		.00000					Zurich - Companhia de Seguros Vida S.A.	.PRT	.OTH	Zurich Vida, Compania de Seguros y Reaseguros, S.A. - Sociad	Ownership		Zurich Insurance Group Ltd.	13
		.00000					Zurich (Sales Management Pension Plan) Trustee Limited	.GBR	.OTH	Allied Dunbar Assurance plc	Ownership	100.000	Zurich Insurance Group Ltd.	13
		.00000					Zurich Administradora General de Fondos S.A.	.CHL	.OTH	Chilena Consolidada Seguros de Vida S.A.	Ownership	99.970	Zurich Insurance Group Ltd.	13
		.00000					Zurich Administradora General de Fondos S.A.	.CHL	.OTH	Inversiones Suizo Chilena S.A.	Ownership	0.030	Zurich Insurance Group Ltd.	13
		.00000					Zurich Advice Limited	.HKG	.OTH	Zurich Insurance Holdings (Hong Kong) Limited	Ownership	100.000	Zurich Insurance Group Ltd.	13
		.00000					Zurich Advice Network Limited	.GBR	.OTH	Allied Dunbar Assurance plc	Ownership	100.000	Zurich Insurance Group Ltd.	13
		.00000					Zurich Advisory (HK) Limited	.HKG	.OTH	Zurich Assurance Ltd	Ownership	100.000	Zurich Insurance Group Ltd.	13

98.11

ANNUAL STATEMENT FOR THE YEAR 2012 OF THE Bristol West Insurance Company

**SCHEDULE Y**

**PART 1A - DETAIL OF INSURANCE HOLDING COMPANY SYSTEM**

1	2	3	4	5	6	7	8	9	10	11	12	13	14	15
Group Code	Group Name	NAIC Company Code	Federal ID Number	Federal RSSD	CIK	Name of Securities Exchange if Publicly Traded (U.S. or International)	Names of Parent, Subsidiaries Or Affiliates	Domi-ciliary Location	Relation-ship to Reporting Entity	Directly Controlled by (Name of Entity/Person)	Type of Control (Ownership, Board, Management, Attorney-in-Fact, Influence, Other)	If Control is Ownership Provide Percentage	Ultimate Controlling Entity(ies)/Person(s)	*
		.00000	74-2717532				Zurich Agency Services Inc.	US	OTH	Maryland Casualty Company	Ownership	100.000	Zurich Insurance Group Ltd.	13
		.00000	86-1164252				Zurich Alternative Asset Management, LLC	US	OTH	Zurich Holding Company of America, Inc.	Ownership	100.000	Zurich Insurance Group Ltd.	13
		.00000	36-6169781				Zurich American Corporation	US	OTH	Zurich Holding Company of America, Inc.	Ownership	100.000	Zurich Insurance Group Ltd.	13
.0212	Zurich U.S. Insurance Pool Group	16535	36-4233459				Zurich American Insurance Company	US	OTH	Zurich Holding Company of America, Inc.	Ownership	100.000	Zurich Insurance Group Ltd.	13
							Zurich American Insurance Company of Illinois	US	OTH	American Zurich Insurance Company	Ownership	100.000	Zurich Insurance Group Ltd.	13
.0212	Zurich U.S. Insurance Pool Group Zurich American Life Insurance Company	27855	36-2781080				Zurich American Life Insurance Company	US	OTH	Zurich American Corporation	Ownership	100.000	Zurich Insurance Group Ltd.	13
.0212	Company	90557	36-3050975		000351754		Zurich American Life Insurance Company of New York	US	OTH	Zurich American Life Insurance Company	Ownership	100.000	Zurich Insurance Group Ltd.	13
.0212	Zurich Ins Group	14178	27-4746162				Zurich Argentina Cia. de Seguros S.A.	ARG	OTH	Inversiones Suizo-Argentina S.A.	Ownership	55.461	Zurich Insurance Group Ltd.	13
		.00000					Zurich Argentina Cia. de Seguros S.A.	ARG	OTH	Zurich Versicherungs-Gesellschaft AG	Ownership	44.536	Zurich Insurance Group Ltd.	13
		.00000					Zurich Argentina Compañía de Seguros de Retiro S.A.	ARG	OTH	Zurich Argentina Cia. de Seguros S.A.	Ownership	46.642	Zurich Insurance Group Ltd.	13
		.00000					Zurich Argentina Compañía de Seguros de Retiro S.A.	ARG	OTH	Zurich Versicherungs-Gesellschaft AG	Ownership	53.358	Zurich Insurance Group Ltd.	13
		.00000					Zurich Asia Holdings Ltd.	BMU	OTH	Zurich Versicherungs-Gesellschaft AG	Ownership	100.000	Zurich Insurance Group Ltd.	13
		.00000					Zurich Asset Management Gerente de Fondos Comunes de Inversi	ARG	OTH	Inversiones Suizo-Argentina S.A.	Ownership	90.000	Zurich Insurance Group Ltd.	13
		.00000					Zurich Asset Management Gerente de Fondos Comunes de Inversi	ARG	OTH	Isis S.A.	Ownership	10.000	Zurich Insurance Group Ltd.	13
		.00000					Zurich Assurance (2004) plc	GBR	OTH	Zurich Assurance Ltd	Ownership	100.000	Zurich Insurance Group Ltd.	13
		.00000					Zurich Assurance Ltd	GBR	OTH	Eagle Star Holdings Limited	Ownership	100.000	Zurich Insurance Group Ltd.	13
		.00000					ZURICH Assurances Maroc	MAR	OTH	SARL Marofinac	Ownership	30.099	Zurich Insurance Group Ltd.	13
		.00000					ZURICH Assurances Maroc	MAR	OTH	Zurich Versicherungs-Gesellschaft AG	Ownership	67.627	Zurich Insurance Group Ltd.	13
		.00000					Zurich Australia Limited	AUS	OTH	Zurich Financial Services Australia Limited	Ownership	100.000	Zurich Insurance Group Ltd.	13
		.00000	AA-1930995				Zurich Australian Insurance Limited	AUS	OTH	Zurich Financial Services Australia Limited	Ownership	100.000	Zurich Insurance Group Ltd.	13
		.00000					Zurich Australian Insurance Properties Pty Limited	AUS	OTH	Zurich Australia Limited	Ownership	40.000	Zurich Insurance Group Ltd.	13
		.00000					Zurich Australian Insurance Properties Pty Limited	AUS	OTH	Zurich Australian Insurance Limited	Ownership	60.000	Zurich Insurance Group Ltd.	13
		.00000					Zurich Australian Superannuation Pty Limited	AUS	OTH	Zurich Financial Services Australia Limited	Ownership	100.000	Zurich Insurance Group Ltd.	13
		.00000					Zurich Bank	JRL	OTH	ZCM Holdings (Bermuda) Limited	Ownership	0.037	Zurich Insurance Group Ltd.	13
		.00000					Zurich Bank	JRL	OTH	ZCM II Holdings Limited	Ownership	99.963	Zurich Insurance Group Ltd.	13
		.00000					Zurich Bank International Limited	GBR	OTH	Zurich Bank	Ownership	100.000	Zurich Insurance Group Ltd.	13
		.00000	13-4186554				Zurich Benefit Finance LLC	US	OTH	Zurich Holding Company of America, Inc.	Ownership	100.000	Zurich Insurance Group Ltd.	13
		.00000					Zurich Beteiligungs-Aktiengesellschaft (Deutschland)	DEU	OTH	Zurich IT Service AG Niederlassung fur Deutschland	Ownership	82.617	Zurich Insurance Group Ltd.	13
		.00000					Zurich Beteiligungs-Aktiengesellschaft (Deutschland)	DEU	OTH	Zurich Leben Service AG Niederlassung fur Deutschland	Ownership	17.383	Zurich Insurance Group Ltd.	13
		.00000					Zurich Building Control Services Limited	GBR	OTH	Zurich Holdings (UK) Limited	Ownership	100.000	Zurich Insurance Group Ltd.	13
		.00000					Zurich Canadian Holdings Limited	CAN	OTH	Zurich Insurance Company Ltd, Canadian Branch	Ownership	68.819	Zurich Insurance Group Ltd.	13
		.00000					Zurich Canadian Holdings Limited	CAN	OTH	Zurich Versicherungs-Gesellschaft AG	Ownership	31.181	Zurich Insurance Group Ltd.	13
		.00000			0001028769		Zurich Capital Markets Inc.	US	OTH	ZCM (U.S.) Limited	Ownership	100.000	Zurich Insurance Group Ltd.	13
		.00000					Zurich Community Trust (UK) Limited	GBR	OTH	Zurich Financial Services (UK)ISA Limited	Ownership	50.000	Zurich Insurance Group Ltd.	13

ANNUAL STATEMENT FOR THE YEAR 2012 OF THE Bristol West Insurance Company

**SCHEDULE Y**

**PART 1A - DETAIL OF INSURANCE HOLDING COMPANY SYSTEM**

1	2	3	4	5	6	7	8	9	10	11	12	13	14	15
Group Code	Group Name	NAIC Company Code	Federal ID Number	Federal RSSD	CIK	Name of Securities Exchange if Publicly Traded (U.S. or International)	Names of Parent, Subsidiaries Or Affiliates	Domiciliary Location	Relationship to Reporting Entity	Directly Controlled by (Name of Entity/Person)	Type of Control (Ownership, Board, Management, Attorney-in-Fact, Influence, Other)	If Control is Ownership Provide Percentage	Ultimate Controlling Entity(ies)/Person(s)	*
		.00000					Zurich Community Trust (UK) Limited	.GBR	.OTH	Zurich Financial Services (UKISA) Nominees Limited	Ownership	.50.000	Zurich Insurance Group Ltd.	13
		.00000					Zurich Compania de Reaseguros Argentina S.A.	.ARG	.OTH	Zurich Versicherungs-Gesellschaft AG	Ownership	.5.000	Zurich Insurance Group Ltd.	13
		.00000					Zurich Compania de Reaseguros Argentina S.A.	.ARG	.OTH	Inversiones Suizo-Argentina S.A.	Ownership	.95.000	Zurich Insurance Group Ltd.	13
		.00000					Zurich, Compania de Seguros, S.A.	.MEX	.OTH	Zurich Versicherungs-Gesellschaft AG	Ownership	.99.883	Zurich Insurance Group Ltd.	13
		.00000					Zurich Computer Services Limited	.GBR	.OTH	Allied Dunbar Assurance plc	Ownership	.100.000	Zurich Insurance Group Ltd.	13
		.00000					Zurich Consortium Societa Consortile a Responsabilita Limit	.ITA	.OTH	Zurich Insurance plc - Rappresentanza Generale per l'Italia	Ownership	.99.950	Zurich Insurance Group Ltd.	13
		.00000					Zurich Consortium Societa Consortile a Responsabilita Limit	.ITA	.OTH	Zurich Investments Life S.p.A.	Ownership	.0.010	Zurich Insurance Group Ltd.	13
		.00000					Zurich Consortium Societa Consortile a Responsabilita Limit	.ITA	.OTH	Zurich Life and Pensions S.p.A.	Ownership	.0.010	Zurich Insurance Group Ltd.	13
		.00000					Zurich Consortium Societa Consortile a Responsabilita Limit	.ITA	.OTH	Zurich Life Assurance plc - Rappresentanza Generale per l'It	Ownership	.0.010	Zurich Insurance Group Ltd.	13
		.00000					Zurich Consortium Societa Consortile a Responsabilita Limit	.ITA	.OTH	Zurich Life Insurance Italia S.p.A.	Ownership	.0.010	Zurich Insurance Group Ltd.	13
		.00000					Zurich Consortium Societa Consortile a Responsabilita Limit	.ITA	.OTH	Zuritel S.p.A.	Ownership	.0.010	Zurich Insurance Group Ltd.	13
		.00000					Zurich Consultancy Limited	.HKG	.OTH	Zurich Insurance Holdings (Hong Kong) Limited	Ownership	.100.000	Zurich Insurance Group Ltd.	13
		.00000					Zurich Consultoria de Riesgos, C.A.	.VEN	.OTH	Zurich Seguros, S.A.	Ownership	.99.990	Zurich Insurance Group Ltd.	13
		.00000					Zurich Corredora de Bolsa S.A.	.CHL	.OTH	Inversiones Suizo Chilena S.A.	Ownership	.99.000	Zurich Insurance Group Ltd.	13
		.00000					Zurich Corredora de Bolsa S.A.	.CHL	.OTH	Zurich Investments Chile S.A.	Ownership	.1.000	Zurich Insurance Group Ltd.	13
		.00000	36-4412924				Zurich CZI Management Holding Ltd.	.US	.OTH	Zurich Global Investment Management Inc.	Ownership	.100.000	Zurich Insurance Group Ltd.	13
		.00000					Zurich Deutscher Herold Lebensversicherung Aktiengesellschaft	.DEU	.OTH	Deutscher Herold Aktiengesellschaft	Ownership	.67.540	Zurich Insurance Group Ltd.	13
		.00000					Zurich Deutscher Herold Lebensversicherung Aktiengesellschaft	.DEU	.OTH	Zurich Beteiligungs-Aktiengesellschaft (Deutschland)	Ownership	.32.460	Zurich Insurance Group Ltd.	13
		.00000					Zurich Direct Agency Limited	.HKG	.OTH	Zurich Advice Limited	Ownership	.100.000	Zurich Insurance Group Ltd.	13
		.00000					Zurich Distribuidora de Mexico, S.A. de C.V.	.MEX	.OTH	Zurich Versicherungs-Gesellschaft AG	Ownership	.99.998	Zurich Insurance Group Ltd.	13
		.00000					Zurich Distribuidora de Mexico, S.A. de C.V.	.MEX	.OTH	Zurich Vida, Compania de Seguros, S.A.	Ownership	.0.002	Zurich Insurance Group Ltd.	13
		.00000	95-4773780				Zurich E&S Insurance Brokerage, Inc.	.US	.OTH	Zurich American Insurance Company	Ownership	.100.000	Zurich Insurance Group Ltd.	13
		.00000					Zurich Employment Ireland Limited	.IRL	.OTH	Zurich Holding Ireland Limited	Ownership	.100.000	Zurich Insurance Group Ltd.	13
		.00000					Zurich Employment Services Limited	.GBR	.OTH	Zurich Financial Services (UKISA) Limited	Ownership	.100.000	Zurich Insurance Group Ltd.	13
		.00000					Zurich Eurolife S.A.	.LUX	.OTH	Zurich Lebensversicherungs-Gesellschaft AG	Ownership	.90.000	Zurich Insurance Group Ltd.	13
		.00000					Zurich Eurolife S.A.	.LUX	.OTH	Zurich Versicherungs-Gesellschaft AG	Ownership	.10.000	Zurich Insurance Group Ltd.	13
		.00000					Zurich Finance (Bermuda) Ltd.	.BMU	.OTH	Zurich Versicherungs-Gesellschaft AG	Ownership	.100.000	Zurich Insurance Group Ltd.	13
		.00000					Zurich Finance (Luxembourg) S.A.	.LUX	.OTH	Zurich Lebensversicherungs-Gesellschaft AG	Ownership	.0.081	Zurich Insurance Group Ltd.	13
		.00000					Zurich Finance (Luxembourg) S.A.	.LUX	.OTH	Zurich Versicherungs-Gesellschaft AG	Ownership	.99.919	Zurich Insurance Group Ltd.	13
		.00000					Zurich Finance (UK) plc	.GBR	.OTH	Zurich Financial Services (UKISA) Limited	Ownership	.99.998	Zurich Insurance Group Ltd.	13
		.00000					Zurich Finance (UK) plc	.GBR	.OTH	Zurich Financial Services (UKISA) Nominees Limited	Ownership	.0.002	Zurich Insurance Group Ltd.	13

ANNUAL STATEMENT FOR THE YEAR 2012 OF THE Bristol West Insurance Company

**SCHEDULE Y**

**PART 1A - DETAIL OF INSURANCE HOLDING COMPANY SYSTEM**

1	2	3	4	5	6	7	8	9	10	11	12	13	14	15
Group Code	Group Name	NAIC Company Code	Federal ID Number	Federal RSSD	CIK	Name of Securities Exchange if Publicly Traded (U.S. or International)	Names of Parent, Subsidiaries Or Affiliates	Domiciliary Location	Relationship to Reporting Entity	Directly Controlled by (Name of Entity/Person)	Type of Control (Ownership, Board, Management, Attorney-in-Fact, Influence, Other)	If Control is Ownership Provide Percentage	Ultimate Controlling Entity(ies)/Person(s)	*
		.00000	36-4228642				Zurich Finance (USA), Inc.	.US	.OTH	Zurich Holding Company of America, Inc.	Ownership	100.000	Zurich Insurance Group Ltd.	13
		.00000					Zurich Financial Management Limited	.GBR	.OTH	Allied Dunbar Assurance plc	Ownership	100.000	Zurich Insurance Group Ltd.	13
		.00000					Zurich Financial Services (Channel Islands) Limited	.JEY	.OTH	Zurich Financial Services (UKISA) Limited	Ownership	99.909	Zurich Insurance Group Ltd.	13
		.00000					Zurich Financial Services (Channel Islands) Limited	.JEY	.OTH	Zurich Financial Services (UKISA) Nominees Limited	Ownership	0.091	Zurich Insurance Group Ltd.	13
		.00000					Zurich Financial Services (Isle of Man) Group Services Limit	.GBR	.OTH	Zurich Versicherungs-Gesellschaft AG	Ownership	100.000	Zurich Insurance Group Ltd.	13
		.00000					Zurich Financial Services (Isle of Man) Holdings Limited	.GBR	.OTH	Zurich Versicherungs-Gesellschaft AG	Ownership	100.000	Zurich Insurance Group Ltd.	13
		.00000					Zurich Financial Services (Isle of Man) Insurance Manager Lt	.GBR	.OTH	Zurich Versicherungs-Gesellschaft AG	Ownership	100.000	Zurich Insurance Group Ltd.	13
		.00000					Zurich Financial Services (Isle of Man) Reinsurance Company	.GBR	.OTH	Zurich Financial Services (Isle of Man) Holdings Limited	Ownership	100.000	Zurich Insurance Group Ltd.	13
		.00000					Zurich Financial Services (UKISA) Group Services Limited	.GBR	.OTH	Zurich Financial Services (UKISA) Limited	Ownership	100.000	Zurich Insurance Group Ltd.	13
		.00000					Zurich Financial Services (UKISA) Limited	.GBR	.OTH	Allied Zurich Holdings Limited	Ownership	90.316	Zurich Insurance Group Ltd.	13
		.00000					Zurich Financial Services (UKISA) Limited	.GBR	.OTH	Zurich Insurance plc	Ownership	9.684	Zurich Insurance Group Ltd.	13
		.00000					Zurich Financial Services (UKISA) Nominees Limited	.GBR	.OTH	Zurich Financial Services (UKISA) Limited	Ownership	100.000	Zurich Insurance Group Ltd.	13
		.00000	AA-1930995				Zurich Financial Services Australia Limited	.AUS	.OTH	Zurich Versicherungs-Gesellschaft AG	Ownership	100.000	Zurich Insurance Group Ltd.	13
		.00000					Zurich Financial Services EUB Holdings Limited	.JRL	.OTH	ZCM Holdings (Bermuda) Limited	Ownership	0.083	Zurich Insurance Group Ltd.	13
		.00000					Zurich Financial Services EUB Holdings Limited	.JRL	.OTH	Zurich Insurance Group Ltd.	Ownership	99.917	Zurich Insurance Group Ltd.	13
		.00000					Zurich Financial Services UK Pension Trustee Limited	.GBR	.OTH	Zurich Financial Services (UKISA) Limited	Ownership	99.000	Zurich Insurance Group Ltd.	13
		.00000					Zurich Finanz-Gesellschaft AG	.CHE	.OTH	Zurich Versicherungs-Gesellschaft AG	Ownership	100.000	Zurich Insurance Group Ltd.	13
		.00000	AA-0053640				Zurich F&I Reinsurance T&C Limited	.TCA	.OTH	Universal Underwriters Insurance Services, Inc.	Ownership	0.001	Zurich Insurance Group Ltd.	13
		.00000	AA-0053640				Zurich F&I Reinsurance T&C Limited	.TCA	.OTH	Universal Underwriters Service Corporation	Ownership	99.999	Zurich Insurance Group Ltd.	13
		.00000					Zurich General Insurance Company (China) Limited	.CHN	.OTH	Zurich Versicherungs-Gesellschaft AG	Ownership	100.000	Zurich Insurance Group Ltd.	13
		.00000					Zurich Global Corporate UK Limited	.GBR	.OTH	Zurich Specialties London Limited	Ownership	100.000	Zurich Insurance Group Ltd.	13
		.00000					Zurich Global Funding	.JRL	.OTH	Zurich Finanz-Gesellschaft AG	Ownership	0.100	Zurich Insurance Group Ltd.	13
		.00000					Zurich Global Funding	.JRL	.OTH	Zurich Versicherungs-Gesellschaft AG	Ownership	99.900	Zurich Insurance Group Ltd.	13
		.00000	04-3729755				Zurich Global Investment Management Inc.	.US	.OTH	Zurich Holding Company of America, Inc.	Ownership	100.000	Zurich Insurance Group Ltd.	13
		.00000	AA-3190947				Zurich Global, Ltd.	.BMU	.OTH	Zurich Holding Company of America, Inc.	Ownership	100.000	Zurich Insurance Group Ltd.	13
		.00000					Zurich Group Funding Luxembourg S.A.	.LUX	.OTH	Zurich Lebensversicherungs-Gesellschaft AG	Ownership	0.020	Zurich Insurance Group Ltd.	13
		.00000					Zurich Group Funding Luxembourg S.A.	.LUX	.OTH	Zurich Versicherungs-Gesellschaft AG	Ownership	99.980	Zurich Insurance Group Ltd.	13
		.00000					Zurich GSG Limited	.GBR	.OTH	Zurich GSH Limited	Ownership	100.000	Zurich Insurance Group Ltd.	13
		.00000					Zurich GSH Limited	.GBR	.OTH	Zurich Holdings (UK) Limited	Ownership	100.000	Zurich Insurance Group Ltd.	13
		.00000	36-3096373				Zurich Holding Company of America, Inc.	.US	.OTH	Crown Management Services Limited	Ownership	0.129	Zurich Insurance Group Ltd.	13
		.00000	36-3096373				Zurich Holding Company of America, Inc.	.US	.OTH	Zurich Versicherungs-Gesellschaft AG	Ownership	99.871	Zurich Insurance Group Ltd.	13
		.00000					Zurich Holding Ireland Limited	.JRL	.OTH	Zurich Versicherungs-Gesellschaft AG	Ownership	100.000	Zurich Insurance Group Ltd.	13
		.00000					Zurich Holdings (UK) Limited	.GBR	.OTH	Zurich Versicherungs-Gesellschaft AG	Ownership	100.000	Zurich Insurance Group Ltd.	13
		.00000					Zurich Immobilien Liegenschaftsverwaltungs-GesmbH	.AUT	.OTH	Zurich Versicherungs-Gesellschaft AG	Ownership	100.000	Zurich Insurance Group Ltd.	13

ANNUAL STATEMENT FOR THE YEAR 2012 OF THE Bristol West Insurance Company

**SCHEDULE Y**

**PART 1A - DETAIL OF INSURANCE HOLDING COMPANY SYSTEM**

1	2	3	4	5	6	7	8	9	10	11	12	13	14	15
Group Code	Group Name	NAIC Company Code	Federal ID Number	Federal RSSD	CIK	Name of Securities Exchange if Publicly Traded (U.S. or International)	Names of Parent, Subsidiaries Or Affiliates	Domiciliary Location	Relationship to Reporting Entity	Directly Controlled by (Name of Entity/Person)	Type of Control (Ownership, Board, Management, Attorney-in-Fact, Influence, Other)	If Control is Ownership Provide Percentage	Ultimate Controlling Entity(ies)/Person(s)	*
		.00000					Zurich IMRE AG	.CHE	.OTH	Zurich Versicherungs-Gesellschaft AG	Ownership	100.000	Zurich Insurance Group Ltd.	13
		.00000					Zurich Independent Wealth Management Limited	.GBR	.OTH	Allied Dunbar Assurance plc	Ownership	100.000	Zurich Insurance Group Ltd.	13
		.00000	AA-5280035				Zurich Insurance (Taiwan) Ltd.	.TWN	.OTH	Zurich Asia Holdings Ltd.	Ownership	51.101	Zurich Insurance Group Ltd.	13
		.00000	AA-5280035				Zurich Insurance (Taiwan) Ltd.	.TWN	.OTH	Zurich Versicherungs-Gesellschaft AG	Ownership	48.625	Zurich Insurance Group Ltd.	13
		.00000					Zurich Insurance Brokers (Beijing) Company Limited	.CHN	.OTH	Zurich Insurance Holdings (Hong Kong) Limited	Ownership	24.510	Zurich Insurance Group Ltd.	13
		.00000					Zurich Insurance Company (U.K.) Limited	.GBR	.OTH	Zurich Versicherungs-Gesellschaft AG	Ownership	100.000	Zurich Insurance Group Ltd.	13
		.00000					Zurich Insurance Company Botswana Ltd	.BWA	.OTH	Zurich Insurance Company South Africa Limited	Ownership	100.000	Zurich Insurance Group Ltd.	13
		.00000					Zurich Insurance Company Escritorio de Representacao no Bras	.BRA	.OTH	Zurich Versicherungs-Gesellschaft AG	Ownership	100.000	Zurich Insurance Group Ltd.	13
		.00000	AA-1460190		000941199		Zurich Insurance Company Ltd.	.RUS	.OTH	Zurich Interholding Limited	Ownership	100.000	Zurich Insurance Group Ltd.	13
		.00000					Zurich Insurance Company Ltd., Beijing Representative Office	.CHN	.OTH	Zurich Versicherungs-Gesellschaft AG	Ownership	100.000	Zurich Insurance Group Ltd.	13
		.00000					Zurich Insurance Company Ltd., Representative Office Buenos Aires	.ARG	.OTH	Zurich Versicherungs-Gesellschaft AG	Ownership	100.000	Zurich Insurance Group Ltd.	13
		.00000					Zurich Insurance Company Ltd., Shanghai Representative Office	.CHN	.OTH	Zurich Versicherungs-Gesellschaft AG	Ownership	100.000	Zurich Insurance Group Ltd.	13
		.00000			0001127799		Zurich Insurance Company South Africa Limited	.ZAF	.OTH	SA Fire House Limited	Ownership	58.950	Zurich Insurance Group Ltd.	13
		.00000					Zurich Insurance Group Ltd.	.CHE	.OTH	Board of Directors	Board		Shareholders	8
		.00000					Zurich Insurance Holding (Cyprus) Ltd	.CYP	.OTH	Zurich Versicherungs-Gesellschaft AG	Ownership	100.000	Zurich Insurance Group Ltd.	13
		.00000					Zurich Insurance Holdings (Hong Kong) Limited	.HKG	.OTH	Zurich Versicherungs-Gesellschaft AG	Ownership	100.000	Zurich Insurance Group Ltd.	13
		.00000					Zurich Insurance Middle East S.A.L.	.LBN	.OTH	Zurich Versicherungs-Gesellschaft AG	Ownership	99.541	Zurich Insurance Group Ltd.	13
		.00000	AA-1780059				Zurich Insurance plc	.JRL	.OTH	Zurich Beteiligungs-Aktiengesellschaft (Deutschland)	Ownership	25.074	Zurich Insurance Group Ltd.	9
		.00000	AA-1780059				Zurich Insurance plc	.JRL	.OTH	Zurich Holding Ireland Limited	Ownership	70.405	Zurich Insurance Group Ltd.	9
		.00000	AA-1780059				Zurich Insurance plc	.JRL	.OTH	Zurich Insurance Company Ltd - Rappresentanza Generale per l	Ownership	4.521	Zurich Insurance Group Ltd.	9
		.00000					Zurich Insurance plc, Representative Office Buenos Aires	.ARG	.OTH	Zurich Insurance plc	Ownership	100.000	Zurich Insurance Group Ltd.	13
		.00000					Zurich Insurance Services (Middle East) EC	.BHR	.OTH	Zurich Versicherungs-Gesellschaft AG	Ownership	100.000	Zurich Insurance Group Ltd.	13
		.00000					Zurich Interholding Limited	.RUS	.OTH	Zurich Insurance Holding (Cyprus) Ltd	Ownership	99.900	Zurich Insurance Group Ltd.	13
		.00000					Zurich Interholding Limited	.RUS	.OTH	Zurich Versicherungs-Aktiengesellschaft	Ownership	0.100	Zurich Insurance Group Ltd.	13
		.00000					Zurich Intermediary Group Limited	.GBR	.OTH	Zurich Financial Services (UKISA) Limited	Ownership	100.000	Zurich Insurance Group Ltd.	13
		.00000					Zurich Intermediary Group Limited	.GBR	.OTH	Zurich Financial Services (UKISA) Nominees Limited	Ownership		Zurich Insurance Group Ltd.	13
		.00000					Zurich Internacional de Venezuela, C.A. de Corretaje de Reas	.VEN	.OTH	Zurich Versicherungs-Gesellschaft AG	Ownership	100.000	Zurich Insurance Group Ltd.	13
		.00000	AA-3190185				Zurich International (Bermuda) Ltd.	.BMU	.OTH	Zurich Insurance Company Ltd, Bermuda Branch	Ownership	29.268	Zurich Insurance Group Ltd.	13
		.00000	AA-3190185				Zurich International (Bermuda) Ltd.	.BMU	.OTH	Zurich Versicherungs-Gesellschaft AG	Ownership	70.732	Zurich Insurance Group Ltd.	13
		.00000					Zurich International (UK) Limited	.GBR	.OTH	Zurich Specialties London Limited	Ownership	100.000	Zurich Insurance Group Ltd.	13
		.00000					Zurich International Life Limited	.GBR	.OTH	Zurich Versicherungs-Gesellschaft AG	Ownership	100.000	Zurich Insurance Group Ltd.	13
		.00000					Zurich International Services (Luxembourg) S.A.	.LUX	.OTH	Zurich Eurolife S.A.	Ownership	0.040	Zurich Insurance Group Ltd.	13

ANNUAL STATEMENT FOR THE YEAR 2012 OF THE Bristol West Insurance Company

**SCHEDULE Y**

**PART 1A - DETAIL OF INSURANCE HOLDING COMPANY SYSTEM**

1	2	3	4	5	6	7	8	9	10	11	12	13	14	15
Group Code	Group Name	NAIC Company Code	Federal ID Number	Federal RSSD	CIK	Name of Securities Exchange if Publicly Traded (U.S. or International)	Names of Parent, Subsidiaries Or Affiliates	Domiciliary Location	Relationship to Reporting Entity	Directly Controlled by (Name of Entity/Person)	Type of Control (Ownership, Board, Management, Attorney-in-Fact, Influence, Other)	If Control is Ownership Provide Percentage	Ultimate Controlling Entity(ies)/Person(s)	*
		.00000					Zurich International Services (Luxembourg) S.A.	.LUX	.OTH	Zurich Versicherungs-Gesellschaft AG	Ownership	.99.960	Zurich Insurance Group Ltd.	13
		.00000					Zurich International Solutions Limited	.GBR	.OTH	Zurich Assurance Ltd	Ownership	100.000	Zurich Insurance Group Ltd.	13
		.00000					Zurich Invest AG	.CHE	.OTH	Zurich Versicherungs-Gesellschaft AG	Ownership	100.000	Zurich Insurance Group Ltd.	13
		.00000					Zurich Investment Management AG	.CHE	.OTH	Prematic Service Corporation (Nevada)	Ownership	80.000	Zurich Insurance Group Ltd.	13
		.00000					Zurich Investment Management AG	.CHE	.OTH	Zurich Versicherungs-Gesellschaft AG	Ownership	20.000	Zurich Insurance Group Ltd.	13
		.00000					Zurich Investment Management Limited	.AUS	.OTH	Zurich Australia Limited	Ownership	100.000	Zurich Insurance Group Ltd.	13
		.00000					Zurich Investment Services Limited	.BMU	.OTH	CMSH Limited	Ownership	100.000	Zurich Insurance Group Ltd.	13
		.00000					Zurich Investments Chile S.A.	.CHL	.OTH	Chilena Consolidada Seguros de Vida S.A.	Ownership	.0.001	Zurich Insurance Group Ltd.	13
		.00000					Zurich Investments Chile S.A.	.CHL	.OTH	Inversiones Suizo Chilena S.A.	Ownership	99.999	Zurich Insurance Group Ltd.	13
		.00000					Zurich Investments Life S.p.A.	.ITA	.OTH	Zurich Insurance Company Ltd - Rappresentanza Generale per l	Ownership	100.000	Zurich Insurance Group Ltd.	13
		.00000					Zurich Kunden Center GmbH	.DEU	.OTH	Zurich Beteiligungs-Aktiengesellschaft (Deutschland)	Ownership	100.000	Zurich Insurance Group Ltd.	13
		.00000					Zurich JVCompany Servicios Mexico, S.A. DE C.V.	.MEX	.OTH	Zurich Vida, Compania de Seguros, S.A.	Ownership	.0.002	Zurich Insurance Group Ltd.	13
		.00000	26-0530367				Zurich JVCompany Servicios Mexico, S.A. DE C.V.	.MEX	.OTH	Zurich Santander Seguros Mexico, S.A.	Ownership	99.998	Zurich Insurance Group Ltd.	13
		.00000					Zurich Latin America Corporation	.US	.OTH	The Zurich Services Corporation	Ownership	100.000	Zurich Insurance Group Ltd.	13
		.00000					Zurich Latin America Holding S.L. - Sociedad Unipersonal	.ESP	.OTH	Zurich Lebensversicherungs-Gesellschaft AG	Ownership	100.000	Zurich Insurance Group Ltd.	13
		.00000					Zurich Latin American Services S.A.	.ARG	.OTH	Inversiones Suizo-Argentina S.A.	Ownership	6.320	Zurich Insurance Group Ltd.	13
		.00000					Zurich Latin American Services S.A.	.ARG	.OTH	Zurich Versicherungs-Gesellschaft AG	Ownership	93.680	Zurich Insurance Group Ltd.	13
		.00000					Zurich Lebensversicherungs-Gesellschaft AG	.CHE	.OTH	Zurich Versicherungs-Gesellschaft AG	Ownership	100.000	Zurich Insurance Group Ltd.	13
		.00000					Zurich Leisure Services Limited	.GBR	.OTH	Allied Dunbar Assurance plc	Ownership	100.000	Zurich Insurance Group Ltd.	13
		.00000					Zurich Life and Pensions S.p.A.	.ITA	.OTH	Zurich Investments Life S.p.A.	Ownership	100.000	Zurich Insurance Group Ltd.	13
		.00000					Zurich Life Assurance plc	.IRL	.OTH	Zurich Holding Ireland Limited	Ownership	100.000	Zurich Insurance Group Ltd.	13
		.00000					Zurich Life Insurance Company Ltd., Representative office Buenos Aires	.ARG	.OTH	Zurich Lebensversicherungs-Gesellschaft AG	Ownership	100.000	Zurich Insurance Group Ltd.	13
		.00000					Zurich Life Insurance (Singapore) Pte Ltd	.SGP	.OTH	Zurich Versicherungs-Gesellschaft AG	Ownership	100.000	Zurich Insurance Group Ltd.	13
		.00000					Zurich Life Insurance Italia S.p.A.	.ITA	.OTH	Zurich Investments Life S.p.A.	Ownership	100.000	Zurich Insurance Group Ltd.	13
		.00000					Zurich Life SA Ltd	.ZAF	.OTH	Zurich Insurance Company South Africa Limited	Ownership	100.000	Zurich Insurance Group Ltd.	13
		.00000					Zurich Management Services Limited	.GBR	.OTH	Zurich Holdings (UK) Limited	Ownership	100.000	Zurich Insurance Group Ltd.	13
		.00000					Zurich Minas Brasil Seguros S.A.	.BRA	.OTH	Zurich Versicherungs-Gesellschaft AG	Ownership	100.000	Zurich Insurance Group Ltd.	13
		.00000					Zurich Pension Trustees Ireland Limited	.IRL	.OTH	Zurich Insurance plc	Ownership	50.000	Zurich Insurance Group Ltd.	13
		.00000					Zurich Pension Trustees Ireland Limited	.IRL	.OTH	Zurich Trustee Services Limited	Ownership	50.000	Zurich Insurance Group Ltd.	13
		.00000					Zurich Pension Trustees Limited	.GBR	.OTH	Zurich Assurance Ltd	Ownership	100.000	Zurich Insurance Group Ltd.	13
		.00000					Zurich Pension Trustees No 2 Company Limited	.GBR	.OTH	Zurich Assurance Ltd	Ownership	100.000	Zurich Insurance Group Ltd.	13
		.00000					Zurich Pensions Management Limited	.GBR	.OTH	Allied Dunbar Assurance plc	Ownership	100.000	Zurich Insurance Group Ltd.	13
		.00000					Zurich Pensionskassen-Beratung AG	.CHE	.OTH	Zurich Lebensversicherungs-Gesellschaft AG	Ownership	100.000	Zurich Insurance Group Ltd.	13
		.00000					Zurich Professional Limited	.GBR	.OTH	Zurich Holdings (UK) Limited	Ownership	49.000	Zurich Insurance Group Ltd.	13
		.00000					Zurich Professional Limited	.GBR	.OTH	Zurich Specialties London Limited	Ownership	51.000	Zurich Insurance Group Ltd.	13
		.00000					Zurich Properties (Pty) Limited	.BWA	.OTH	Zurich Insurance Company Botswana Ltd	Ownership	100.000	Zurich Insurance Group Ltd.	13
		.00000					Zurich Properties Pty Limited	.AUS	.OTH	Zurich Australia Limited	Ownership	40.001	Zurich Insurance Group Ltd.	13
		.00000					Zurich Properties Pty Limited	.AUS	.OTH	Zurich Australia Limited	Ownership	59.999	Zurich Insurance Group Ltd.	13
		.00000	30-0165071				Zurich Realty, Inc.	.US	.OTH	Zurich Australian Insurance Limited	Ownership	100.000	Zurich Insurance Group Ltd.	13
		.00000					Zurich Realty, Inc.	.US	.OTH	The Zurich Services Corporation	Ownership	100.000	Zurich Insurance Group Ltd.	13

ANNUAL STATEMENT FOR THE YEAR 2012 OF THE Bristol West Insurance Company

**SCHEDULE Y**

**PART 1A - DETAIL OF INSURANCE HOLDING COMPANY SYSTEM**

1	2	3	4	5	6	7	8	9	10	11	12	13	14	15
Group Code	Group Name	NAIC Company Code	Federal ID Number	Federal RSSD	CIK	Name of Securities Exchange if Publicly Traded (U.S. or International)	Names of Parent, Subsidiaries Or Affiliates	Domiciliary Location	Relationship to Reporting Entity	Directly Controlled by (Name of Entity/Person)	Type of Control (Ownership, Board, Management, Attorney-in-Fact, Influence, Other)	If Control is Ownership Provide Percentage	Ultimate Controlling Entity(ies)/Person(s)	*
		.00000					Zurich Rechtsschutz-Schadenservice GmbH	.DEU	OTH	Zurich Beteiligungs-Aktiengesellschaft (Deutschland)	Ownership	100.000	Zurich Insurance Group Ltd.	13
		.00000					Zurich Reliable Insurance Limited	.RUS	OTH	Zurich Insurance Company Ltd.	Ownership	99.900	Zurich Insurance Group Ltd.	13
		.00000					Zurich Reliable Insurance Limited	.RUS	OTH	Zurich Interholding Limited	Ownership	0.100	Zurich Insurance Group Ltd.	13
		.00000					Zurich Resseguradora Brasil S.A.	.BRA	OTH	Zurich Versicherungs-Gesellschaft AG	Ownership	100.000	Zurich Insurance Group Ltd.	13
		.00000					Zurich Resseguradora Brasil S.A.	.BRA	OTH	Zurich Lebensversicherungs-Gesellschaft AG	Ownership	0.000	Zurich Insurance Group Ltd.	13
		.00000					Zurich Risk Financing SA Limited	.ZAF	OTH	Zurich Insurance Company South Africa Limited	Ownership	99.990	Zurich Insurance Group Ltd.	13
		.00000					Zurich Risk Management Services (India) Private Limited	.IND	OTH	Zurich Asia Holdings Ltd.	Ownership	1.000	Zurich Insurance Group Ltd.	13
		.00000					Zurich Risk Management Services (India) Private Limited	.IND	OTH	Zurich Versicherungs-Gesellschaft AG	Ownership	99.000	Zurich Insurance Group Ltd.	13
		.00000					Zurich Risk Services Asia Pacific Sdn Bhd	.MYS	OTH	Zurich Management Services Limited	Ownership	100.000	Zurich Insurance Group Ltd.	13
		.00000					Zurich Rückversicherungs-Gesellschaft AG	.CHE	OTH	Zurich Versicherungs-Gesellschaft AG	Ownership	100.000	Zurich Insurance Group Ltd.	13
		.00000					Zurich Santander Holding (Spain), S.L.	.ESP	OTH	Zurich Santander Insurance America, S.L.	Ownership	100.000	Zurich Insurance Group Ltd.	13
		.00000					Zurich Santander Holding Dos (Spain), S.L.	.ESP	OTH	Zurich Santander Insurance America, S.L.	Ownership	100.000	Zurich Insurance Group Ltd.	13
		.00000					Zurich Santander Insurance America, S.L.	.ESP	OTH	Zurich Latin America Holding S.L. - Sociedad Unipersonal	Ownership	51.000	Zurich Insurance Group Ltd.	13
		.00000					Zurich Santander Seguros Mexico, S.A.	.MEX	OTH	Inversiones ZS America SpA	Ownership	0.001	Zurich Insurance Group Ltd.	13
		.00000					Zurich Santander Seguros Mexico, S.A.	.MEX	OTH	Zurich Santander Insurance America, S.L.	Ownership	99.999	Zurich Insurance Group Ltd.	13
		.00000	AA-2990865				Zurich Seguros, S.A.	.VEN	OTH	Cursud N.V.	Ownership	69.208	Zurich Insurance Group Ltd.	13
		.00000					Zurich Service GmbH	.DEU	OTH	Zurich Beteiligungs-Aktiengesellschaft (Deutschland)	Ownership	100.000	Zurich Insurance Group Ltd.	13
		.00000					Zurich Service GmbH	.DEU	OTH	Zurich Versicherungs-Aktiengesellschaft	Ownership	100.000	Zurich Insurance Group Ltd.	13
		.00000					Zurich Services (Hong Kong) Limited	.HKG	OTH	Swiss Insurance Management (Hong Kong) Limited	Ownership	0.003	Zurich Insurance Group Ltd.	13
		.00000					Zurich Services (Hong Kong) Limited	.HKG	OTH	Zurich Insurance Holdings (Hong Kong) Limited	Ownership	99.997	Zurich Insurance Group Ltd.	13
		.00000					Zurich Services A.I.E.	.ESP	OTH	AIDE Asistencia Seguros y Reaseguros, S.A. - Sociedad Uniper	Ownership		Zurich Insurance Group Ltd.	13
		.00000					Zurich Services A.I.E.	.ESP	OTH	Bansabadell Pensiones, E.G.F.P, S.A.	Ownership		Zurich Insurance Group Ltd.	13
		.00000					Zurich Services A.I.E.	.ESP	OTH	Bansabadell Seguros Generales, S.A. de Seguros y Reaseguros	Ownership		Zurich Insurance Group Ltd.	13
		.00000					Zurich Services A.I.E.	.ESP	OTH	Bansabadell Vida S.A. de Seguros y Reaseguros	Ownership		Zurich Insurance Group Ltd.	13
		.00000					Zurich Services A.I.E.	.ESP	OTH	CaixaSabadell Companyia d'Assegurances	Ownership		Zurich Insurance Group Ltd.	13
		.00000					Zurich Services A.I.E.	.ESP	OTH	Generals, S.A.	Ownership		Zurich Insurance Group Ltd.	13
		.00000					Zurich Services A.I.E.	.ESP	OTH	CAN Seguros Generales SA	Ownership		Zurich Insurance Group Ltd.	13
		.00000					Zurich Services A.I.E.	.ESP	OTH	Zurich Insurance plc, Sucursal en Espana	Ownership	97.184	Zurich Insurance Group Ltd.	13
		.00000					Zurich Services A.I.E.	.ESP	OTH	Zurich Vida, Compania de Seguros y Reaseguros, S.A. - Societ	Ownership	2.816	Zurich Insurance Group Ltd.	13
		.00000					Zurich Servicios de Mexico, S.A. de C.V.	.MEX	OTH	Zurich Vida, Compania de Seguros, S.A.	Ownership	90.000	Zurich Insurance Group Ltd.	13
		.00000					Zurich Servicios de Mexico, S.A. de C.V.	.MEX	OTH	Zurich, Compania de Seguros, S.A.	Ownership	10.000	Zurich Insurance Group Ltd.	13
		.00000					Zurich Shared Services Ireland Limited	.JRL	OTH	Zurich Holding Ireland Limited	Ownership	100.000	Zurich Insurance Group Ltd.	13
		.00000					Zurich Shared Services S.A.	.CHL	OTH	Inversiones Suizo Chilena S.A.	Ownership	99.987	Zurich Insurance Group Ltd.	13
		.00000					Zurich Shared Services S.A.	.CHL	OTH	Zurich Investments Chile S.A.	Ownership	0.013	Zurich Insurance Group Ltd.	13

ANNUAL STATEMENT FOR THE YEAR 2012 OF THE Bristol West Insurance Company

**SCHEDULE Y**

**PART 1A - DETAIL OF INSURANCE HOLDING COMPANY SYSTEM**

1	2	3	4	5	6	7	8	9	10	11	12	13	14	15
Group Code	Group Name	NAIC Company Code	Federal ID Number	Federal RSSD	CIK	Name of Securities Exchange if Publicly Traded (U.S. or International)	Names of Parent, Subsidiaries Or Affiliates	Domiciliary Location	Relationship to Reporting Entity	Directly Controlled by (Name of Entity/Person)	Type of Control (Ownership, Board, Management, Attorney-in-Fact, Influence, Other)	If Control is Ownership Provide Percentage	Ultimate Controlling Entity(ies)/Person(s)	*
		.00000					Zurich Sigorta A.S.	.TUR	.OTH	Zurich Versicherungs-Gesellschaft AG	Ownership	100.000	Zurich Insurance Group Ltd.	13
		.00000					Zurich South America Invest AB	.SWE	.OTH	Zurich Versicherungs-Gesellschaft AG	Ownership	100.000	Zurich Insurance Group Ltd.	13
		.00000	AA-1120001				Zurich Specialties London Limited	.GBR	.OTH	Zurich Holdings (UK) Limited	Ownership	100.000	Zurich Insurance Group Ltd.	13
		.00000					Zurich Structured Finance, Inc.	.US	.OTH	Centre Financial Services Holdings Limited	Ownership	100.000	Zurich Insurance Group Ltd.	13
		.00000					Zurich Technical and Consulting Services (Beijing) Co. Ltd.	.CHN	.OTH	Zurich Insurance Holdings (Hong Kong) Limited	Ownership	100.000	Zurich Insurance Group Ltd.	13
		.00000					Zurich Training and Development Services Limited	.GBR	.OTH	Allied Dunbar Assurance plc	Ownership	100.000	Zurich Insurance Group Ltd.	13
		.00000					Zurich Transitional Services Limited	.GBR	.OTH	Zurich Holdings (UK) Limited	Ownership	100.000	Zurich Insurance Group Ltd.	13
		.00000					Zurich Treasury Services Limited	.IRL	.OTH	Zurich Financial Services EUB Holdings Limited	Ownership	100.000	Zurich Insurance Group Ltd.	13
		.00000					Zurich Trust Limited	.JEY	.OTH	Zurich Financial Services (Isle of Man) Holdings Limited	Ownership	100.000	Zurich Insurance Group Ltd.	13
		.00000					Zurich Trustee Company (UK) Limited	.GBR	.OTH	Allied Dunbar Assurance plc	Ownership	100.000	Zurich Insurance Group Ltd.	13
		.00000					Zurich Trustee Services Limited	.IRL	.OTH	Zurich Life Assurance plc	Ownership	100.000	Zurich Insurance Group Ltd.	13
		.00000					Zurich UK General Employee Services Limited	.GBR	.OTH	Zurich UK General Services Limited	Ownership	100.000	Zurich Insurance Group Ltd.	13
		.00000					Zurich UK General Services Limited	.GBR	.OTH	Zurich Holdings (UK) Limited	Ownership	100.000	Zurich Insurance Group Ltd.	13
		.00000	AA-1220080				Zurich Versicherungs-Aktiengesellschaft	.AUT	.OTH	Zurich Versicherungs-Gesellschaft AG	Ownership	99.981	Zurich Insurance Group Ltd.	10
		.00000	AA-1460190				Zurich Versicherungs-Gesellschaft AG	.CHE	.OTH	Zurich Insurance Group Ltd.	Ownership	100.000	Zurich Insurance Group Ltd.	11
		.00000	AA-1340017				Zurich Vertriebs GmbH	.DEU	.OTH	Zurich Beteiligungs-Aktiengesellschaft (Deutschland)	Ownership	100.000	Zurich Insurance Group Ltd.	13
		.00000					Zurich Vida e Previdencia S.A.	.BRA	.OTH	Zurich Minas Brasil Seguros S.A.	Ownership	100.000	Zurich Insurance Group Ltd.	13
		.00000	AA-1840022				Zurich Vida, Compañía de Seguros y Reaseguros, S.A. - Sociad	.ESP	.OTH	Zurich Lebensversicherungs-Gesellschaft AG	Ownership	100.000	Zurich Insurance Group Ltd.	13
		.00000					Zurich Vida, Compañía de Seguros, S.A.	.MEX	.OTH	Zurich Versicherungs-Gesellschaft AG	Ownership	100.000	Zurich Insurance Group Ltd.	13
		.00000	36-4453190				Zurich Warranty Solutions, Inc.	.US	.OTH	American Zurich Insurance Company	Ownership	100.000	Zurich Insurance Group Ltd.	13
		.00000					Zurich Whiteley Investment Trust Limited	.GBR	.OTH	Zurich Insurance plc	Ownership	100.000	Zurich Insurance Group Ltd.	13
		.00000					Zurich Whiteley Trust Limited	.GBR	.OTH	Zurich Whiteley Investment Trust Limited	Ownership	100.000	Zurich Insurance Group Ltd.	13
		.00000					Zuritel S.p.A.	.ITA	.OTH	Zurich Insurance Company Ltd - Rappresentanza Generale per I	Ownership	99.993	Zurich Insurance Group Ltd.	13
		.00000					Zuritel S.p.A.	.ITA	.OTH	Zurich Versicherungs-Gesellschaft AG	Ownership	0.007	Zurich Insurance Group Ltd.	13

98.18

**ANNUAL STATEMENT FOR THE YEAR 2012 OF THE Bristol West Insurance Company**

Asterisk	Explanation
.....	Note 1: Farmers Insurance Exchange is a California "interinsurance exchange" owned by its policyholders. Its attorney-in-fact is Farmers Group, Inc, dba Farmers Underwriters Association, which is a subsidiary of Zurich Insurance Group Ltd. ....
.....	Note 2: Farmers Services, LLC provides services to Farmers Group, Inc, pursuant to a service agreement among its parent, ZFUS Services, LLC, and Farmers Group, Inc, Truck Underwriters Association and Fire Underwriters Association.. ....
.....	Note 3: Farmers Group Inc, as attorney-in-fact for Farmers Insurance Exchange, provides management services to Farmers Texas County Mutual Insurance Company. ....
.....	Note 4: Fire Insurance Exchange is a California "interinsurance exchange" owned by its policyholders. Its attorney-in-fact is Fire Underwriters Association, which is a subsidiary of Zurich Insurance Group Ltd. ....
.....	Note 5: Foremost County Mutual Insurance Company is a Texas County mutual insurance company managed by Foremost Insurance Company Grand Rapids, Michigan. ....
.....	Note 6: Foremost Lloyds of Texas underwriters are officers and/or directors of Foremost Insurance Company Grand Rapids, Michigan. ....
.....	Note 7: Truck Insurance Exchange is a California "interinsurance exchange" owned by its policyholders. Its attorney-in-fact is Truck Underwriters Association, which is a subsidiary of Zurich Insurance Group Ltd. ....
.....	Note 8: Effective April 2012, Zurich Financial Services AG also known as Zurich Financial Services Ltd. changed it's name to Zurich Insurance Group Ltd. ....
.....	Note 9: Zurich Insurance Plc operates branches in the following countries: Italy (AA-1364106), Portugal (AA-1820001) Spain (AA-1840150), and United Kingdom (AA-1780059). ....
.....	Note 10: Zurich Versicherungs-Aktiengesellschaft operates a branch in Germany (AA-1340017) ....
.....	Note 11: Zurich Versicherungs-Gesellschaft AG also known as Zurich Insurance Company, Ltd operates branches in the following countries: Bermuda (AA-3190825), Canada (AA-1560999), Hong Kong (AA-5324112), Ireland (AA-1780042), Japan (AA-1584115), and Singapore (AA-5760036). It also operates a management entity Alpina International (AA-1460010) in Switzerland ....
.....	Note 12: An affiliate entity is the attorney-in-fact of Farmers Insurance Exchange, Fire Insurance Exchange and Truck Insurance Exchange (collectively "Exchanges"). The reporting entity's relationship to the Exchanges, their subsidiaries, and the affiliates that they manage is classified as OTHER. ....
.....	Note 13: This company is a subsidiary of Zurich Insurance Group Ltd., and is an affiliate of Farmers Group, Inc. ....

ANNUAL STATEMENT FOR THE YEAR 2012 OF THE Bristol West Insurance Company

**SCHEDULE Y**

**PART 2 - SUMMARY OF INSURER'S TRANSACTIONS WITH ANY AFFILIATES**

1	2	3	4	5	6	7	8	9	10	11	12	13
NAIC Company Code	Federal ID Number	Names of Insurers and Parent, Subsidiaries or Affiliates	Shareholder Dividends	Capital Contributions	Purchases, Sales or Exchanges of Loans, Securities, Real Estate, Mortgage Loans or Other Investments	Income/ (Disbursements) Incurred in Connection with Guarantees or Undertakings for the Benefit of any Affiliate(s)	Management Agreements and Service Contracts	Income/ (Disbursements) Incurred Under Reinsurance Agreements	*	Any Other Material Activity Not in the Ordinary Course of the Insurer's Business	Totals	Reinsurance Recoverable/ (Payable) on Losses and/or Reserve Credit Taken/(Liability)
	95-4723863	20th Century Insurance Services, Inc					37,000				37,000	
25232	22-3398993	21st Century Advantage Insurance Company					139,000				139,000	58,251,252
44245	13-3551577	21st Century Assurance Company					652,000				652,000	95,951,597
10184	22-3337475	21st Century Auto Insurance Company of New Jersey					114,000				114,000	(2,223,511)
36404	95-4136306	21st Century Casualty Company					(4,000)				(4,000)	14,383,880
34789	23-2044095	21st Century Centennial Insurance Company										
43974	13-1967524	21st Century Indemnity Insurance Company					9,483,000				9,483,000	532,358,160
	51-0283170	21st Century Insurance and Financial Services, Inc.					5,379,000				5,379,000	67,043,860
12963	95-2565072	21st Century Insurance Company					3,494,000				3,494,000	
10245	86-0812982	21st Century Insurance Company of the Southwest					(5,313,000)				(5,313,000)	371,681,795
	95-1935264	21st Century Insurance Group					29,000				29,000	1,599,224
36587	13-3801089	21st Century National Insurance Company, Inc.					2,930,000				2,930,000	
32220	13-3333609	21st Century North American Insurance Company					(146,000)				(146,000)	26,231,347
23795	02-0226203	21st Century Pacific Insurance Company					5,481,000	224,770,229			230,251,229	168,244,754
10710	13-3922232	21st Century Pinnacle Insurance Company					75,000				75,000	16,275,861
22225	95-2743473	21st Century Preferred Insurance Company					148,000				148,000	44,739,506
20796	22-1721971	21st Century Premier Insurance Company					223,000				223,000	19,621,394
23833	02-0227294	21st Century Security Insurance Company					6,681,000	(1,581,425)			5,099,575	44,934,968
43761	95-4232263	21st Century Superior Insurance Company					387,000				387,000	10,262,630
	99-0215429	50th State Risk Management Services Inc.					136,000				136,000	9,225,068
	AA-1460010	Alpina International					(14,000)				(14,000)	
43699	59-2326047	American Federation Insurance Company						(39,088)			(39,088)	8,192,842
26247	36-6071400	American Guarantee and Liability Insurance Company										
10805	13-3953213	American Pacific Insurance Company, Inc.						(4,015,561)	*		(8,015,561)	168,258,618
40142	36-3141762	American Zurich Insurance Company			2,000,000		11,000		*		11,000	6,540,449
	59-2029544	Apex Adjustment Bureau, Inc.									2,000,000	13,905,318
	AA-1930048	Associated Marines Insurers Agents Pty Limited					54,000				54,000	
19305	13-6081895	Assurance Company of America									(64,120)	115,844
	65-0221990	Bayview Adjustment Bureau, Inc.							*		(64,120)	241,884,280
11034	34-1893500	Bristol West Casualty Insurance Company					1,000				1,000	
	13-3994449	Bristol West Holdings, Inc.					(4,264,287)	(3,735,628)			(7,999,915)	25,104,787
19658	38-1865162	Bristol West Insurance Company					(42,000)				(42,000)	
	65-0880876	Bristol West Insurance Services of California, Inc.					(32,900,795)	(34,425,681)			(67,326,476)	206,084,423
	65-0616769	Bristol West Insurance Services, Inc. of Florida					772,000				772,000	
							11,000				11,000	

ANNUAL STATEMENT FOR THE YEAR 2012 OF THE Bristol West Insurance Company

**SCHEDULE Y**

**PART 2 - SUMMARY OF INSURER'S TRANSACTIONS WITH ANY AFFILIATES**

1	2	3	4	5	6	7	8	9	10	11	12	13
NAIC Company Code	Federal ID Number	Names of Insurers and Parent, Subsidiaries or Affiliates	Shareholder Dividends	Capital Contributions	Purchases, Sales or Exchanges of Loans, Securities, Real Estate, Mortgage Loans or Other Investments	Income/ (Disbursements) Incurred in Connection with Guarantees or Undertakings for the Benefit of any Affiliate(s)	Management Agreements and Service Contracts	Income/ (Disbursements) Incurred Under Reinsurance Agreements	*	Any Other Material Activity Not in the Ordinary Course of the Insurer's Business	Totals	Reinsurance Recoverable/ (Payable) on Losses and/or Reserve Credit Taken/(Liability)
12774	86-1174452	Bristol West Preferred Insurance Company					(9,141,818)	802,322			(8,339,496)	82,092,465
	65-0919338	BWIS of Nevada, Inc.					3,000				3,000	
34649	13-2653231	Centre Insurance Company										42,340,037
80896	04-1589940	Centre Life Insurance Company										1,864,406,195
	AA-3190673	Centre Reinsurance (U.S.) Limited						(6,643,919)			(6,643,919)	159
	AA-3190053	Centre Solutions (Bermuda) Limited						(319,031)			(319,031)	1,897,711
	AA-3190822	Centre Solutions (U.S.) Limited						(364,000)			(364,000)	(72,423,684)
	AA-2280100	Chilena Consolidada Seguros Generales S.A						(916,430)			(916,430)	1,380,089
10315	95-4528269	Civic Property & Casualty Company					(27,625,691)		*		(27,625,691)	(131,167,655)
	76-0543593	Coast National General Agency					(932,000)				(932,000)	
	33-0246699	Coast National Holding Company					280				280	
25089	33-0246701	Coast National Insurance Company					(78,291,855)	(57,208,363)			(135,500,218)	418,304,558
34347	52-1096670	Colonial American Casualty & Surety Company	(1,600,000)						*		(1,600,000)	297,905
21326	47-6022701	Empire Fire and Marine Insurance Company						(45,855,751)	*		(45,855,751)	699,562,721
21334	73-6091717	Empire Indemnity Insurance Company		10,000,000				(422)	*		9,999,578	
10318	95-4528266	Exact Property & Casualty Company					(27,905,690)		*		(27,905,690)	(140,184,504)
	95-0725935	Farmers Group, Inc.	220,000,000				2,154,951,114				2,374,951,114	518,605,445
21598	95-2626387	Farmers Insurance Co. of Arizona							*		(18,508,268)	(36,498,973)
21601	95-2626385	Farmers Insurance Co. of Idaho					(18,508,268)		*		(18,508,268)	(36,498,973)
21636	95-2655893	Farmers Insurance Co. of Oregon					(171,620,835)		*		(171,620,835)	(791,516,753)
21644	95-2655894	Farmers Insurance Co. of Washington					(50,235,381)		*		(50,235,381)	98,819,188
21628	48-0609012	Farmers Insurance Co., Inc.					(18,798,268)		*		(18,798,268)	672,282,157
21652	95-2575893	Farmers Insurance Exchange					(763,102,419)	229,922,397	*		(533,180,022)	(4,631,671,878)
28487	22-2640040	Farmers Insurance Hawaii, Inc.					472,000				472,000	58,445,713
36889	31-0956373	Farmers Insurance of Columbus Inc.					(24,998,691)		*		(24,998,691)	(25,740,325)
10806	36-4165395	Farmers New Century Insurance Co.					(18,700,268)		*		(18,700,268)	(62,067,261)
63177	91-0335750	Farmers New World Life Ins. Co.	(220,000,000)				(87,559,818)	27,496,932			(280,062,886)	30,896,826
10873	95-4650862	Farmers Reinsurance Company										(584,327,204)
43699	59-2326047	Farmers Specialty Insurance Company					(608,998)	(784,500)			(1,393,498)	2,046,399
24392	74-1067657	Farmers Texas County Mutual Insurance Company										947,021,859
	27-0342907	FCOA, LLC	(31,900,000)								(31,900,000)	
39306	13-3046577	Fidelity and Deposit Company of Maryland	(17,800,000)					(9,130,570)	*		(26,930,570)	(75,054,475)
21660	95-6235715	Fire Insurance Exchange					(173,311,680)		*		(173,311,680)	(56,541,518)
	95-2670247	Fire Underwriters Association					209,061,125				209,061,125	
29254	38-1721730	Foremost County Mutual Insurance Company					(32,824,655)	(43,147,109)			(75,971,764)	122,871,370
	38-2505922	Foremost Express Insurance Agency, Inc.					7,640				7,640	
11185	38-1407533	Foremost Insurance Company Grand Rapids, Michigan	31,900,000				(292,174,780)	(284,835,356)			(545,110,136)	1,216,574,348
41688	75-1779175	Foremost Lloyds of Texas					(22,005,430)	(6,205,798)			(28,211,228)	110,682,792
11800	35-1604635	Foremost Property & Casualty Insurance Company					(22,165,823)	(14,738,158)			(36,903,981)	99,059,031

ANNUAL STATEMENT FOR THE YEAR 2012 OF THE Bristol West Insurance Company

**SCHEDULE Y**

**PART 2 - SUMMARY OF INSURER'S TRANSACTIONS WITH ANY AFFILIATES**

1	2	3	4	5	6	7	8	9	10	11	12	13
NAIC Company Code	Federal ID Number	Names of Insurers and Parent, Subsidiaries or Affiliates	Shareholder Dividends	Capital Contributions	Purchases, Sales or Exchanges of Loans, Securities, Real Estate, Mortgage Loans or Other Investments	Income/ (Disbursements) Incurred in Connection with Guarantees or Undertakings for the Benefit of any Affiliate(s)	Management Agreements and Service Contracts	Income/ (Disbursements) Incurred Under Reinsurance Agreements	*	Any Other Material Activity Not in the Ordinary Course of the Insurer's Business	Totals	Reinsurance Recoverable/ (Payable) on Losses and/or Reserve Credit Taken/(Liability)
41513	38-2430150	Foremost Signature Insurance Company					(4,775,936)	40,344,308			35,568,372	32,963,353
	99-0083322	Hawaii Insurance Consultants, Ltd					(592,000)				(592,000)	
21679	36-2661515	Illinois Farmers Insurance Co.					(17,797,268)		*		(17,797,268)	448,261,381
	65-0881673	Insurance Data Systems, G.P.					345,000				345,000	
	38-2336672	Kraft Lake Insurance Agency, Inc.					(120,008)				(120,008)	
12888	20-5623867	Leschi Life Assurance Company					(345,464)	(53,596,727)			(53,942,191)	(30,896,826)
19356	52-0403120	Maryland Casualty Company	2,692,974	1,077,814				(31)	*		3,770,757	507,742,220
21687	95-6016640	Mid-Century Insurance Company					(398,539,051)		*		(398,539,051)	516,448,394
28673	74-2448744	Mid-Century Insurance Company of Texas					(253,000)				(253,000)	9,585,027
10317	95-4528264	Neighborhood Spirit Property & Cas. Co					(27,642,691)		*		(27,642,691)	(126,881,581)
19372	13-5283360	Northern Insurance Company of New York	(1,300,000)						*		(1,300,000)	191,226,150
	AA-5360007	PT Zurich Insurance Indonesia						(533,881)			(533,881)	2,183,355
33120	65-0109120	Security National Insurance Company					(31,381,609)	(45,879,522)			(77,261,131)	165,418,800
26387	52-0981481	Steadfast Insurance Company	(19,500,000)					7,354	*		(19,492,646)	(489,156,699)
21695	94-1663548	Texas Farmers Ins. Co.					(23,928,691)		*		(23,928,691)	291,314,597
21709	95-2575892	Truck Insurance Exchange					(190,167,103)	(21,532,773)	*		(211,699,876)	865,159,741
	95-2670330	Truck Underwriters Association					180,106,650				180,106,650	
41181	43-1249228	Universal Underwriters Insurance Company	(15,900,000)					(95,427,504)	*		(111,327,504)	1,252,422,260
70173	43-0824418	Universal Underwriters Life Insurance Company					(1,194,471)				(1,194,471)	9,186
	74-2717532	Zurich Agency Services Inc.	(1,392,974)	(1,077,814)							(2,470,788)	
	36-6169781	Zurich American Corporation		(20,000,000)							(20,000,000)	
16535	36-4233459	Zurich American Insurance Company	(290,200,000)	(463,000,000)				331,160,393	*	(35,590,417)	(457,630,024)	8,840,401,083
27855	36-2781080	Zurich American Insurance Company of Illinois	(2,000,000)						*		(2,000,000)	8,438,489
90557	36-3050975	Zurich American Life Insurance Company		20,000,000			(1,250,067)	26,099,795			44,849,728	
14178	27-4746162	Zurich American Life Insurance Company of New York										
		Zurich Argentina Cia. de Seguros S.A.						10,991			10,991	94,200
	AA-1930995	Zurich Australian Ins LTD.						(6,550,580)			(6,550,580)	(39,454,913)
	AA-0053640	Zurich F&I Reinsurance T&C Limited										(282,687,538)
	AA-3190947	Zurich Global Ltd.						(6,280,115)			(6,280,115)	(120,734,515)
		Zurich GSG Limited						154,926			154,926	923,497
	36-3096373	Zurich Holding Company of America	349,000,000	453,000,000						35,590,417	837,590,417	
	AA-5280035	Zurich Insurance (Taiwan) Ltd.						(450,624)			(450,624)	1,184,320
	AA-5760036	Zurich Insurance Company (Singapore Branch)										40,904,849
	AA-3190825	Zurich Insurance Company Bermuda										(4,602,405,651)
	AA-1560999	Zurich Insurance Company Head Office of Canada						18,413,432			18,413,432	143,914,795
	AA-5324112	Zurich Insurance Company HK Branch						(10,535,159)			(10,535,159)	(3,024,511)
	AA-1780042	Zurich Insurance Company Ltd. Ireland Branch						(636,892)			(636,892)	3,387,388

ANNUAL STATEMENT FOR THE YEAR 2012 OF THE Bristol West Insurance Company

**SCHEDULE Y**

**PART 2 - SUMMARY OF INSURER'S TRANSACTIONS WITH ANY AFFILIATES**

1	2	3	4	5	6	7	8	9	10	11	12	13
NAIC Company Code	Federal ID Number	Names of Insurers and Parent, Subsidiaries or Affiliates	Shareholder Dividends	Capital Contributions	Purchases, Sales or Exchanges of Loans, Securities, Real Estate, Mortgage Loans or Other Investments	Income/ (Disbursements) Incurred in Connection with Guarantees or Undertakings for the Benefit of any Affiliate(s)	Management Agreements and Service Contracts	Income/ (Disbursements) Incurred Under Reinsurance Agreements	*	Any Other Material Activity Not in the Ordinary Course of the Insurer's Business	Totals	Reinsurance Recoverable/ (Payable) on Losses and/or Reserve Credit Taken/(Liability)
	AA-1584115	Zurich Insurance Company Ltd. Japan Branch						(25,824,281)			(25,824,281)	42,483,706
	AA-1990925	Zurich Insurance Company South Africa Limited						(187,019)			(187,019)	1,228,631
	AA-1780059	Zurich Insurance Plc - UK Branch						(62,694,144)			(62,694,144)	349,774,836
	AA-1364106	Zurich Insurance plc, Italy Branch						550,960			550,960	(1,917,270)
	AA-1820001	Zurich Insurance plc, Portugal Branch						(175,630)			(175,630)	2,889,595
	AA-1840150	Zurich Insurance plc, Sucursal en Espana						(281,003)			(281,003)	17,581,773
	AA-3190185	Zurich International (Bermuda) Ltd.						1,892,554			1,892,554	(28,631,498)
	AA-1120018	Zurich International (UK) Limited						(282)			(282)	180,680
	AA-2234101	Zurich Minas Brasil Seguros S.A.						(50,071)			(50,071)	(16,579)
	AA-9220001	Zurich Reliable Insurance Limited						(280,853)			(280,853)	450,872
	AA-2990865	Zurich Seguros, S.A.						620,970			620,970	(956,462)
	AA-1864102	Zurich Sigorta A.S.						(357,172)			(357,172)	1,472,267
		Zurich Specialties London						3,752,861			3,752,861	55,092,958
	AA-1460190	Zurich Versicherungs-Gesellschaft AG						(64,655,128)			(64,655,128)	(705,245,021)
	AA-1460190	Zurich Versicherungs-Gesellschaft AG Bermuda Branch										(9,905,885,527)
	AA-1220080	Zurich Versicherung Aktiengesellschaft						380,131			380,131	681,712
	AA-1340017	Zurich Vertriebs GmbH						(2,069,789)			(2,069,789)	13,232,436
	AA-1840022	Zurich Vida, Compañía de Seguros y Reaseguros, S.A. - Sociad						(443,166)			(443,166)	6,216,915
	AA-2734111	Zurich, Compañía de Seguros, S.A.						6,072,701			6,072,701	(4,435,959)
	9999999	Control Totals							XXX			

# ANNUAL STATEMENT FOR THE YEAR 2012 OF THE Bristol West Insurance Company

## SUPPLEMENTAL EXHIBITS AND SCHEDULES INTERROGATORIES

The following supplemental reports are required to be filed as part of your statement filing unless specifically waived by the domiciliary state. However, in the event that your domiciliary state waives the filing requirement, your response of **WAIVED** to the specific interrogatory will be accepted in lieu of filing a "NONE" report and a bar code will be printed below. If the supplement is required of your company but is not being filed for whatever reason enter **SEE EXPLANATION** and provide an explanation following the interrogatory questions.











	Responses
<b>MARCH FILING</b>	
1. Will an actuarial opinion be filed by March 1? .....	YES
2. Will the Supplemental Compensation Exhibit be filed with the state of domicile by March 1? .....	YES
3. Will the confidential Risk-based Capital Report be filed with the NAIC by March 1? .....	YES
4. Will the confidential Risk-based Capital Report be filed with the state of domicile, if required by March 1? .....	YES
<b>APRIL FILING</b>	
5. Will the Insurance Expense Exhibit be filed with the state of domicile and the NAIC by April 1? .....	YES
6. Will Management's Discussion and Analysis be filed by April 1? .....	YES
7. Will the Supplemental Investment Risk Interrogatories be filed by April 1? .....	YES
<b>MAY FILING</b>	
8. Will this company be included in a combined annual statement which is filed with the NAIC by May 1? .....	YES
<b>JUNE FILING</b>	
9. Will an audited financial report be filed by June 1? .....	YES
10. Will Accountant's Letter of Qualifications be filed with the state of domicile and electronically with the NAIC by June 1? .....	YES
<b>AUGUST FILING</b>	
11. Will Communication of Internal Control Related Matters Noted in Audit be filed with the state of domicile by August 1? .....	YES

The following supplemental reports are required to be filed as part of your annual statement filing. However, in the event that your company does not transact the type of business for which the special report must be filed, your response of **NO** to the specific interrogatory will be accepted in lieu of filing a "NONE" report and a bar code will be printed below. If the supplemental is required of your company but is not being filed for whatever reason enter **SEE EXPLANATION** and provide an explanation following the interrogatory questions.

<b>MARCH FILING</b>	
12. Will Schedule SIS (Stockholder Information Supplement) be filed with the state of domicile by March 1? .....	NO
13. Will the Financial Guaranty Insurance Exhibit be filed by March 1? .....	NO
14. Will the Medicare Supplement Insurance Experience Exhibit be filed with the state of domicile and the NAIC by March 1? .....	NO
15. Will Supplement A to Schedule T (Medical Professional Liability Supplement) be filed by March 1? .....	NO
16. Will the Trusteed Surplus Statement be filed with the state of domicile and the NAIC by March 1? .....	NO
17. Will the Premiums Attributed to Protected Cells Exhibit be filed by March 1? .....	NO
18. Will the Reinsurance Summary Supplemental Filing for General Interrogatory 9 be filed with the state of domicile and the NAIC by March 1? .....	NO
19. Will the Medicare Part D Coverage Supplement be filed with the state of domicile and the NAIC by March 1? .....	NO
20. Will the confidential Actuarial Opinion Summary be filed with the state of domicile, if required, by March 15 (or the date otherwise specified)? .....	YES
21. Will the Reinsurance Attestation Supplement be filed with the state of domicile and the NAIC by March 1? .....	YES
22. Will the Exceptions to the Reinsurance Attestation Supplement be filed with the state of domicile by March 1? .....	NO
23. Will the Bail Bond Supplement be filed with the state of domicile and the NAIC by March 1? .....	NO
24. Will the Director and Officer Insurance Coverage Supplement be filed with the state of domicile and the NAIC by March 1? .....	NO
25. Will an approval from the reporting entity's state of domicile for relief related to the five-year rotation requirement for lead audit partner be filed electronically with the NAIC by March 1? .....	NO
26. Will an approval from the reporting entity's state of domicile for relief related to the one-year cooling off period for independent CPA be filed electronically with the NAIC by March 1? .....	NO
27. Will an approval from the reporting entity's state of domicile for relief related to the Requirements for Audit Committees be filed electronically with the NAIC by March 1? .....	NO
<b>APRIL FILING</b>	
28. Will the Credit Insurance Experience Exhibit be filed with the state of domicile and the NAIC by April 1? .....	NO
29. Will the Long-term Care Experience Reporting Forms be filed with the state of domicile and the NAIC by April 1? .....	NO
30. Will the Accident and Health Policy Experience Exhibit be filed by April 1? .....	NO
31. Will the Supplemental Health Care Exhibit (Parts 1, 2 and 3) be filed with the state of domicile and the NAIC by April 1? .....	NO
32. Will the regulator only (non-public) Supplemental Health Care Exhibit's Expense Allocation Report be filed with the state of domicile and the NAIC by April 1? .....	NO
<b>AUGUST FILING</b>	
33. Will Management's Report of Internal Control Over Financial Reporting be filed with the state of domicile by August 1? .....	YES


Explanations:

12.  
13.  
14.  
15.  
16.  
17.  
18.  
19.  
22.  
23.  
24.  
25.  
26.  
27.  
28.  
29.  
30.  
31.  
32.

12. SIS Stockholder Information Supplement [Document Identifier 420]	
13. Financial Guaranty Insurance Exhibit [Document Identifier 240]	
14. Medicare Supplement Insurance Experience Exhibit [Document Identifier 360]	
15. Supplement A to Schedule T [Document Identifier 455]	
16. Trusteed Surplus Statement [Document Identifier 490]	
17. Premiums Attributed to Protected Cells [Document Identifier 385]	
18. Reinsurance Summary Supplemental Filing [Document Identifier 401]	
19. Medicare Part D Coverage Supplement [Document Identifier 365]	
22. Exceptions to the Reinsurance Attestation Supplement [Document Identifier 400]	
23. Bail Bond Supplement [Document Identifier 500]	
24. Director and Officer Insurance Coverage Supplement [Document Identifier 505]	

ANNUAL STATEMENT FOR THE YEAR 2012 OF THE Bristol West Insurance Company  
**SUPPLEMENTAL EXHIBITS AND SCHEDULES INTERROGATORIES**

- 25. Relief from the five-year rotation requirement for lead audit partner [Document Identifier 224]
- 26. Relief from the one-year cooling off period for independent CPA [Document Identifier 225]
- 27. Relief from the Requirements for Audit Committees [Document Identifier 226]
- 28. Credit Insurance Experience Exhibit [Document Identifier 230]
- 29. Long-Term Care Experience Reporting Forms [Document Identifier 306]
- 30. Accident and Health Policy Experience Exhibit [Document Identifier 210]
- 31. Supplemental Health Care Exhibit (Parts 1, 2 and 3) [Document Identifier 216]
- 32. Supplemental Health Care Exhibit's Expense Allocation Report [Document Identifier 217]



**OVERFLOW PAGE FOR WRITE-INS**

**NONE**

## ALPHABETICAL INDEX

### ANNUAL STATEMENT BLANK

Assets .....	2
Cash Flow .....	5
Exhibit of Capital Gains (Losses) .....	12
Exhibit of Net Investment Income .....	12
Exhibit of Nonadmitted Assets .....	13
Exhibit of Premiums and Losses (State Page) .....	19
Five-Year Historical Data .....	17
General Interrogatories .....	15
Jurat Page .....	1
Liabilities, Surplus and Other Funds .....	3
Notes To Financial Statements .....	14
Overflow Page For Write-ins .....	101
Schedule A - Part 1 .....	E01
Schedule A - Part 2 .....	E02
Schedule A - Part 3 .....	E03
Schedule A - Verification Between Years .....	SI02
Schedule B - Part 1 .....	E04
Schedule B - Part 2 .....	E05
Schedule B - Part 3 .....	E06
Schedule B - Verification Between Years .....	SI02
Schedule BA - Part 1 .....	E07
Schedule BA - Part 2 .....	E08
Schedule BA - Part 3 .....	E09
Schedule BA - Verification Between Years .....	SI03
Schedule D - Part 1 .....	E10
Schedule D - Part 1A - Section 1 .....	SI05
Schedule D - Part 1A - Section 2 .....	SI08
Schedule D - Part 2 - Section 1 .....	E11
Schedule D - Part 2 - Section 2 .....	E12
Schedule D - Part 3 .....	E13
Schedule D - Part 4 .....	E14
Schedule D - Part 5 .....	E15
Schedule D - Part 6 - Section 1 .....	E16
Schedule D - Part 6 - Section 2 .....	E16
Schedule D - Summary By Country .....	SI04
Schedule D - Verification Between Years .....	SI03
Schedule DA - Part 1 .....	E17
Schedule DA - Verification Between Years .....	SI10
Schedule DB - Part A - Section 1 .....	E18
Schedule DB - Part A - Section 2 .....	E19
Schedule DB - Part A - Verification Between Years .....	SI11
Schedule DB - Part B - Section 1 .....	E20
Schedule DB - Part B - Section 2 .....	E21
Schedule DB - Part B - Verification Between Years .....	SI11
Schedule DB - Part C - Section 1 .....	SI12
Schedule DB - Part C - Section 2 .....	SI13
Schedule DB - Part D .....	E22
Schedule DB - Verification .....	SI14
Schedule DL - Part 1 .....	E23
Schedule DL - Part 2 .....	E24
Schedule E - Part 1 - Cash .....	E25
Schedule E - Part 2 - Cash Equivalents .....	E26
Schedule E - Part 3 - Special Deposits .....	E27
Schedule E - Verification Between Years .....	SI15
Schedule F - Part 1 .....	20
Schedule F - Part 2 .....	21
Schedule F - Part 3 .....	22
Schedule F - Part 4 .....	23
Schedule F - Part 5 .....	24
Schedule F - Part 6 - Section 1 .....	25
Schedule F - Part 6 - Section 2 .....	27
Schedule F - Part 7 .....	28
Schedule F - Part 8 .....	29
Schedule F - Part 9 .....	30

**ANNUAL STATEMENT BLANK (Continued)**

Schedule H - Accident and Health Exhibit - Part 1 .....	31
Schedule H - Part 2, Part 3 and 4 .....	32
Schedule H - Part 5 - Health Claims .....	33
Schedule P - Part 1 - Summary .....	34
Schedule P - Part 1A - Homeowners/Farmowners .....	36
Schedule P - Part 1B - Private Passenger Auto Liability/Medical .....	37
Schedule P - Part 1C - Commercial Auto/Truck Liability/Medical .....	38
Schedule P - Part 1D - Workers' Compensation (Excluding Excess Workers' Compensation) .....	39
Schedule P - Part 1E - Commercial Multiple Peril .....	40
Schedule P - Part 1F - Section 1 - Medical Professional Liability - Occurrence .....	41
Schedule P - Part 1F - Section 2 - Medical Professional Liability - Claims-Made .....	42
Schedule P - Part 1G - Special Liability (Ocean, Marine, Aircraft (All Perils), Boiler and Machinery) .....	43
Schedule P - Part 1H - Section 1 - Other Liability - Occurrence .....	44
Schedule P - Part 1H - Section 2 - Other Liability - Claims-Made .....	45
Schedule P - Part 1I - Special Property (Fire, Allied Lines, Inland Marine, Earthquake, Burglary & Theft) .....	46
Schedule P - Part 1J - Auto Physical Damage .....	47
Schedule P - Part 1K - Fidelity/Surety .....	48
Schedule P - Part 1L - Other (Including Credit, Accident and Health) .....	49
Schedule P - Part 1M - International .....	50
Schedule P - Part 1N - Reinsurance - Nonproportional Assumed Property .....	51
Schedule P - Part 1O - Reinsurance - Nonproportional Assumed Liability .....	52
Schedule P - Part 1P - Reinsurance - Nonproportional Assumed Financial Lines .....	53
Schedule P - Part 1R - Section 1 - Products Liability - Occurrence .....	54
Schedule P - Part 1R - Section 2 - Products Liability - Claims-Made .....	55
Schedule P - Part 1S - Financial Guaranty/Mortgage Guaranty .....	56
Schedule P - Part 1T - Warranty .....	57
Schedule P - Part 2, Part 3 and Part 4 - Summary .....	35
Schedule P - Part 2A - Homeowners/Farmowners .....	58
Schedule P - Part 2B - Private Passenger Auto Liability/Medical .....	58
Schedule P - Part 2C - Commercial Auto/Truck Liability/Medical .....	58
Schedule P - Part 2D - Workers' Compensation (Excluding Excess Workers' Compensation) .....	58
Schedule P - Part 2E - Commercial Multiple Peril .....	58
Schedule P - Part 2F - Section 1 - Medical Professional Liability - Occurrence .....	59
Schedule P - Part 2F - Section 2 - Medical Professional Liability - Claims-Made .....	59
Schedule P - Part 2G - Special Liability (Ocean Marine, Aircraft (All Perils), Boiler and Machinery) .....	59
Schedule P - Part 2H - Section 1 - Other Liability - Occurrence .....	59
Schedule P - Part 2H - Section 2 - Other Liability - Claims-Made .....	59
Schedule P - Part 2I - Special Property (Fire, Allied Lines, Inland Marine, Earthquake, Burglary, and Theft) .....	60
Schedule P - Part 2J - Auto Physical Damage .....	60
Schedule P - Part 2K - Fidelity, Surety .....	60
Schedule P - Part 2L - Other (Including Credit, Accident and Health) .....	60
Schedule P - Part 2M - International .....	60
Schedule P - Part 2N - Reinsurance - Nonproportional Assumed Property .....	61
Schedule P - Part 2O - Reinsurance - Nonproportional Assumed Liability .....	61
Schedule P - Part 2P - Reinsurance - Nonproportional Assumed Financial Lines .....	61
Schedule P - Part 2R - Section 1 - Products Liability - Occurrence .....	62
Schedule P - Part 2R - Section 2 - Products Liability - Claims-Made .....	62
Schedule P - Part 2S - Financial Guaranty/Mortgage Guaranty .....	62
Schedule P - Part 2T - Warranty .....	62
Schedule P - Part 3A - Homeowners/Farmowners .....	63
Schedule P - Part 3B - Private Passenger Auto Liability/Medical .....	63
Schedule P - Part 3C - Commercial Auto/Truck Liability/Medical .....	63
Schedule P - Part 3D - Workers' Compensation (Excluding Excess Workers' Compensation) .....	63
Schedule P - Part 3E - Commercial Multiple Peril .....	63
Schedule P - Part 3F - Section 1 - Medical Professional Liability - Occurrence .....	64
Schedule P - Part 3F - Section 2 - Medical Professional Liability - Claims-Made .....	64
Schedule P - Part 3G - Special Liability (Ocean Marine, Aircraft (All Perils), Boiler and Machinery) .....	64
Schedule P - Part 3H - Section 1 - Other Liability - Occurrence .....	64
Schedule P - Part 3H - Section 2 - Other Liability - Claims-Made .....	64
Schedule P - Part 3I - Special Property (Fire, Allied Lines, Inland Marine, Earthquake, Burglary, and Theft) .....	65
Schedule P - Part 3J - Auto Physical Damage .....	65
Schedule P - Part 3K - Fidelity/Surety .....	65
Schedule P - Part 3L - Other (Including Credit, Accident and Health) .....	65
Schedule P - Part 3M - International .....	65
Schedule P - Part 3N - Reinsurance - Nonproportional Assumed Property .....	66
Schedule P - Part 3O - Reinsurance - Nonproportional Assumed Liability .....	66
Schedule P - Part 3P - Reinsurance - Nonproportional Assumed Financial Lines .....	66
Schedule P - Part 3R - Section 1 - Products Liability - Occurrence .....	67
Schedule P - Part 3R - Section 2 - Products Liability - Claims-Made .....	67
Schedule P - Part 3S - Financial Guaranty/Mortgage Guaranty .....	67
Schedule P - Part 3T - Warranty .....	67

**ANNUAL STATEMENT BLANK (Continued)**

Schedule P - Part 4A - Homeowners/Farmowners .....	68
Schedule P - Part 4B - Private Passenger Auto Liability/Medical .....	68
Schedule P - Part 4C - Commercial Auto/Truck Liability/Medical .....	68
Schedule P - Part 4D - Workers' Compensation (Excluding Excess Workers' Compensation) .....	68
Schedule P - Part 4E - Commercial Multiple Peril .....	68
Schedule P - Part 4F - Section 1 - Medical Professional Liability - Occurrence .....	69
Schedule P - Part 4F - Section 2 - Medical Professional Liability - Claims-Made .....	69
Schedule P - Part 4G - Special Liability (Ocean Marine, Aircraft (All Perils), Boiler and Machinery) .....	69
Schedule P - Part 4H - Section 1 - Other Liability - Occurrence .....	69
Schedule P - Part 4H - Section 2 - Other Liability - Claims-Made .....	69
Schedule P - Part 4I - Special Property (Fire, Allied Lines, Inland Marine, Earthquake, Burglary and Theft) .....	70
Schedule P - Part 4J - Auto Physical Damage .....	70
Schedule P - Part 4K - Fidelity/Surety .....	70
Schedule P - Part 4L - Other (Including Credit, Accident and Health) .....	70
Schedule P - Part 4M - International .....	70
Schedule P - Part 4N - Reinsurance - Nonproportional Assumed Property .....	71
Schedule P - Part 4O - Reinsurance - Nonproportional Assumed Liability .....	71
Schedule P - Part 4P - Reinsurance - Nonproportional Assumed Financial Lines .....	71
Schedule P - Part 4R - Section 1 - Products Liability - Occurrence .....	72
Schedule P - Part 4R - Section 2 - Products Liability - Claims-Made .....	72
Schedule P - Part 4S - Financial Guaranty/Mortgage Guaranty .....	72
Schedule P - Part 4T - Warranty .....	72
Schedule P - Part 5A - Homeowners/Farmowners .....	73
Schedule P - Part 5B - Private Passenger Auto Liability/Medical .....	74
Schedule P - Part 5C - Commercial Auto/Truck Liability/Medical .....	75
Schedule P - Part 5D - Workers' Compensation (Excluding Excess Workers' Compensation) .....	76
Schedule P - Part 5E - Commercial Multiple Peril .....	77
Schedule P - Part 5F - Medical Professional Liability - Claims-Made .....	79
Schedule P - Part 5F - Medical Professional Liability - Occurrence .....	78
Schedule P - Part 5H - Other Liability - Claims-Made .....	81
Schedule P - Part 5H - Other Liability - Occurrence .....	80
Schedule P - Part 5R - Products Liability - Claims-Made .....	83
Schedule P - Part 5R - Products Liability - Occurrence .....	82
Schedule P - Part 5T - Warranty .....	84
Schedule P - Part 6C - Commercial Auto/Truck Liability/Medical .....	85
Schedule P - Part 6D - Workers' Compensation (Excluding Excess Workers' Compensation) .....	85
Schedule P - Part 6E - Commercial Multiple Peril .....	86
Schedule P - Part 6H - Other Liability - Claims-Made .....	87
Schedule P - Part 6H - Other Liability - Occurrence .....	86
Schedule P - Part 6M - International .....	87
Schedule P - Part 6N - Reinsurance - Nonproportional Assumed Property .....	88
Schedule P - Part 6O - Reinsurance - Nonproportional Assumed Liability .....	88
Schedule P - Part 6R - Products Liability - Claims-Made .....	89
Schedule P - Part 6R - Products Liability - Occurrence .....	89
Schedule P - Part 7A - Primary Loss Sensitive Contracts .....	90
Schedule P - Part 7B - Reinsurance Loss Sensitive Contracts .....	92
Schedule P Interrogatories .....	94
Schedule T - Exhibit of Premiums Written .....	95
Schedule T - Part 2 - Interstate Compact .....	96
Schedule Y - Information Concerning Activities of Insurer Members of a Holding Company Group .....	97
Schedule Y - Part 1A - Detail of Insurance Holding Company System .....	98
Schedule Y - Part 2 - Summary of Insurer's Transactions With Any Affiliates .....	99
Statement of Income .....	4
Summary Investment Schedule .....	SI01
Supplemental Exhibits and Schedules Interrogatories .....	100
Underwriting and Investment Exhibit Part 1 .....	6
Underwriting and Investment Exhibit Part 1A .....	7
Underwriting and Investment Exhibit Part 1B .....	8
Underwriting and Investment Exhibit Part 2 .....	9
Underwriting and Investment Exhibit Part 2A .....	10
Underwriting and Investment Exhibit Part 3 .....	11