



PROPERTY AND CASUALTY COMPANIES - ASSOCIATION EDITION

# ANNUAL STATEMENT

FOR THE YEAR ENDED DECEMBER 31, 2012  
OF THE CONDITION AND AFFAIRS OF THE

## Bristol West Casualty Insurance Company

NAIC Group Code 0212 0212 NAIC Company Code 11034 Employer's ID Number 34-1893500  
(Current) (Prior)

Organized under the Laws of Ohio, State of Domicile or Port of Entry OH  
Country of Domicile United States of America

Incorporated/Organized 04/19/1999 Commenced Business 05/18/2000

Statutory Home Office Rockside Center III 5990 West Creek Road, Independence, OH, US 44131  
(Street and Number) (City or Town, State, Country and Zip Code)

Main Administrative Office 5701 Stirling Road  
(Street and Number) 954-316-5200  
Davie, FL, US 33314 (Area Code) (Telephone Number)  
(City or Town, State, Country and Zip Code)

Mail Address 5701 Stirling Road, Davie, FL, US 33314  
(Street and Number or P.O. Box) (City or Town, State, Country and Zip Code)

Primary Location of Books and Records 5701 Stirling Road  
(Street and Number) 954-316-5200  
Davie, FL, US 33314 (Area Code) (Telephone Number)  
(City or Town, State, Country and Zip Code)

Internet Website Address www.bristolwest.com

Statutory Statement Contact Maria Eugenia Aguilera, 954-316-5200  
(Name) (Area Code) (Telephone Number)  
mary.aguilera@farmersinsurance.com 954-316-5218  
(E-mail Address) (FAX Number)

### OFFICERS

President Timothy Martin Madden # Treasurer Maria Eugenia Aguilera  
Secretary Martin Robert Brown

### OTHER

Bryan Francis Murphy Ronald Gregory Myhan Jeffrey Michael Sauls  
Audrey Elaine Sylvan # Todd Michael Williams #

### DIRECTORS OR TRUSTEES

Kenneth Wayne Bentley Peter David Kaplan David Wayne Louie #  
Dale Anne Marlin # Timothy Martin Madden # Ronald Gregory Myhan  
Donald Eugene Rodriguez John Tsu-Chao Wuo

State of Florida SS:  
County of Broward

The officers of this reporting entity being duly sworn, each depose and say that they are the described officers of said reporting entity, and that on the reporting period stated above, all of the herein described assets were the absolute property of the said reporting entity, free and clear from any liens or claims thereon, except as herein stated, and that this statement, together with related exhibits, schedules and explanations therein contained, annexed or referred to, is a full and true statement of all the assets and liabilities and of the condition and affairs of the said reporting entity as of the reporting period stated above, and of its income and deductions therefrom for the period ended, and have been completed in accordance with the NAIC Annual Statement Instructions and Accounting Practices and Procedures manual except to the extent that: (1) state law may differ; or, (2) that state rules or regulations require differences in reporting not related to accounting practices and procedures, according to the best of their information, knowledge and belief, respectively. Furthermore, the scope of this attestation by the described officers also includes the related corresponding electronic filing with the NAIC, when required, that is an exact copy (except for formatting differences due to electronic filing) of the enclosed statement. The electronic filing may be requested by various regulators in lieu of or in addition to the enclosed statement.

Timothy M. Madden  
President

Martin R. Brown  
Secretary

Maria E. Aguilera  
Treasurer

Subscribed and sworn to before me this  
28th day of February, 2012

- a. Is this an original filing? ..... Yes [ X ] No [ ]  
b. If no,  
1. State the amendment number.....  
2. Date filed .....  
3. Number of pages attached.....

Nancy Becker  
Notary Public  
10/22/2013



ANNUAL STATEMENT FOR THE YEAR 2012 OF THE Bristol West Casualty Insurance Company

**EXHIBIT OF PREMIUMS AND LOSSES (Statutory Page 14)**

NAIC Group Code 0212

Direct Business in the state of Minnesota

During the Year 2012

NAIC Company Code 11034

Line of Business	Gross Premiums, Including Policy and Membership Fees, Less Return Premiums and Premiums on Policies not Taken		3 Dividends Paid or Credited to Policyholders on Direct Business	4 Direct Unearned Premium Reserves	5 Direct Losses Paid (deducting salvage)	6 Direct Losses Incurred	7 Direct Losses Unpaid	8 Direct Defense and Cost Containment Expense Paid	9 Direct Defense and Cost Containment Expense Incurred	10 Direct Defense and Cost Containment Expense Unpaid	11 Commissions and Brokerage Expenses	12 Taxes, Licenses and Fees
	1 Direct Premiums Written	2 Direct Premiums Earned										
1. Fire .....												
2.1 Allied lines .....												
2.2 Multiple peril crop .....												
2.3 Federal flood .....												
3. Farmowners multiple peril .....												
4. Homeowners multiple peril .....												
5.1 Commercial multiple peril (non-liability portion) .....												
5.2 Commercial multiple peril (liability portion) .....												
6. Mortgage guaranty .....												
8. Ocean marine .....												
9. Inland marine .....												
10. Financial guaranty .....												
11. Medical professional liability .....												
12. Earthquake .....												
13. Group accident and health (b) .....												
14. Credit accident and health (group and individual) .....												
15.1 Collectively renewable accident and health (b) .....												
15.2 Non-cancelable accident and health(b) .....												
15.3 Guaranteed renewable accident and health(b) .....												
15.4 Non-renewable for stated reasons only (b) .....												
15.5 Other accident only .....												
15.6 Medicare Title XVIII exempt from state taxes or fees .....												
15.7 All other accident and health (b) .....												
15.8 Federal employees health benefits program premium (b) .....												
16. Workers' compensation .....												
17.1 Other Liability - occurrence .....												
17.2 Other Liability - claims made .....												
17.3 Excess workers' compensation .....												
18. Products liability .....												
19.1 Private passenger auto no-fault (personal injury protection) .....	2,669,176	2,654,847		793,391	1,640,042	1,172,305	621,974	291,582	(184,936)	413,625	279,780	58,212
19.2 Other private passenger auto liability .....	2,528,959	2,613,918		752,580	2,504,891	2,123,782	2,388,645	204,886	233,975	260,936	265,099	55,309
19.3 Commercial auto no-fault (personal injury protection) .....												
19.4 Other commercial auto liability .....												
21.1 Private passenger auto physical damage .....	1,471,029	1,521,105		402,109	962,543	828,614	25,758	9,925	37,784	2,730	154,168	32,205
21.2 Commercial auto physical damage .....												
22. Aircraft (all perils) .....												
23. Fidelity .....												
24. Surety .....												
26. Burglary and theft .....												
27. Boiler and machinery .....												
28. Credit .....												
30. Warranty .....												
34. Aggregate write-ins for other lines of business .....												
35. TOTALS (a) .....	6,669,164	6,789,870		1,948,080	5,107,476	4,124,701	3,036,377	506,393	86,823	677,291	699,047	145,726
<b>DETAILS OF WRITE-INS</b>												
3401. ....												
3402. ....												
3403. ....												
3498. Summary of remaining write-ins for Line 34 from overflow page .....												
3499. Totals (Lines 3401 thru 3403 plus 3498)(Line 34 above) .....												

(a) Finance and service charges not included in Lines 1 to 35 \$ 157,506

(b) For health business on indicated lines report: Number of persons insured under PPO managed care products ..... and number of persons insured under indemnity only products .....

19 MN



ANNUAL STATEMENT FOR THE YEAR 2012 OF THE Bristol West Casualty Insurance Company

**EXHIBIT OF PREMIUMS AND LOSSES (Statutory Page 14)**

NAIC Group Code 0212

Direct Business in the state of Ohio

During the Year 2012

NAIC Company Code 11034

Line of Business	Gross Premiums, Including Policy and Membership Fees, Less Return Premiums and Premiums on Policies not Taken		3 Dividends Paid or Credited to Policyholders on Direct Business	4 Direct Unearned Premium Reserves	5 Direct Losses Paid (deducting salvage)	6 Direct Losses Incurred	7 Direct Losses Unpaid	8 Direct Defense and Cost Containment Expense Paid	9 Direct Defense and Cost Containment Expense Incurred	10 Direct Defense and Cost Containment Expense Unpaid	11 Commissions and Brokerage Expenses	12 Taxes, Licenses and Fees
	1 Direct Premiums Written	2 Direct Premiums Earned										
1. Fire .....												
2.1 Allied lines .....												
2.2 Multiple peril crop .....												
2.3 Federal flood .....												
3. Farmowners multiple peril .....												
4. Homeowners multiple peril .....												
5.1 Commercial multiple peril (non-liability portion) .....												
5.2 Commercial multiple peril (liability portion) .....												
6. Mortgage guaranty .....												
8. Ocean marine .....												
9. Inland marine .....												
10. Financial guaranty .....												
11. Medical professional liability .....												
12. Earthquake .....												
13. Group accident and health (b) .....												
14. Credit accident and health (group and individual) .....												
15.1 Collectively renewable accident and health (b) .....												
15.2 Non-cancelable accident and health(b) .....												
15.3 Guaranteed renewable accident and health(b) .....												
15.4 Non-renewable for stated reasons only (b) .....												
15.5 Other accident only .....												
15.6 Medicare Title XVIII exempt from state taxes or fees .....												
15.7 All other accident and health (b) .....												
15.8 Federal employees health benefits program premium (b) .....												
16. Workers' compensation .....												
17.1 Other Liability - occurrence .....												
17.2 Other Liability - claims made .....												
17.3 Excess workers' compensation .....												
18. Products liability .....												
19.1 Private passenger auto no-fault (personal injury protection) .....												
19.2 Other private passenger auto liability .....	112,084	117,212		26,655	25,829	62,687	103,625	13,167	(1,256)	6,119	10,669	45,109
19.3 Commercial auto no-fault (personal injury protection) .....												
19.4 Other commercial auto liability .....												
21.1 Private passenger auto physical damage .....	83,267	88,226		19,910	70,468	63,458	2,182	815	2,324	436	8,264	33,864
21.2 Commercial auto physical damage .....												
22. Aircraft (all perils) .....												
23. Fidelity .....												
24. Surety .....												
26. Burglary and theft .....												
27. Boiler and machinery .....												
28. Credit .....												
30. Warranty .....												
34. Aggregate write-ins for other lines of business .....												
35. TOTALS (a) .....	195,351	205,438		46,565	96,297	126,145	105,807	13,982	1,068	6,555	18,933	78,973
<b>DETAILS OF WRITE-INS</b>												
3401. ....												
3402. ....												
3403. ....												
3498. Summary of remaining write-ins for Line 34 from overflow page .....												
3499. Totals (Lines 3401 thru 3403 plus 3498)(Line 34 above) .....												

(a) Finance and service charges not included in Lines 1 to 35 \$ 12,194

(b) For health business on indicated lines report: Number of persons insured under PPO managed care products ..... and number of persons insured under indemnity only products .....

HO OH



ANNUAL STATEMENT FOR THE YEAR 2012 OF THE Bristol West Casualty Insurance Company

**EXHIBIT OF PREMIUMS AND LOSSES (Statutory Page 14)**

NAIC Group Code 0212

Direct Business in the state of Virginia

During the Year 2012

NAIC Company Code 11034

Line of Business	Gross Premiums, Including Policy and Membership Fees, Less Return Premiums and Premiums on Policies not Taken		3 Dividends Paid or Credited to Policyholders on Direct Business	4 Direct Unearned Premium Reserves	5 Direct Losses Paid (deducting salvage)	6 Direct Losses Incurred	7 Direct Losses Unpaid	8 Direct Defense and Cost Containment Expense Paid	9 Direct Defense and Cost Containment Expense Incurred	10 Direct Defense and Cost Containment Expense Unpaid	11 Commissions and Brokerage Expenses	12 Taxes, Licenses and Fees
	1 Direct Premiums Written	2 Direct Premiums Earned										
1. Fire .....												
2.1 Allied lines .....												
2.2 Multiple peril crop .....												
2.3 Federal flood .....												
3. Farmowners multiple peril .....												
4. Homeowners multiple peril .....												
5.1 Commercial multiple peril (non-liability portion) .....												
5.2 Commercial multiple peril (liability portion) .....												
6. Mortgage guaranty .....												
8. Ocean marine .....												
9. Inland marine .....												
10. Financial guaranty .....												
11. Medical professional liability .....												
12. Earthquake .....												
13. Group accident and health (b) .....												
14. Credit accident and health (group and individual) .....												
15.1 Collectively renewable accident and health (b) .....												
15.2 Non-cancelable accident and health(b) .....												
15.3 Guaranteed renewable accident and health(b) .....												
15.4 Non-renewable for stated reasons only (b) .....												
15.5 Other accident only .....												
15.6 Medicare Title XVIII exempt from state taxes or fees .....												
15.7 All other accident and health (b) .....												
15.8 Federal employees health benefits program premium (b) .....												
16. Workers' compensation .....												
17.1 Other Liability - occurrence .....												
17.2 Other Liability - claims made .....												
17.3 Excess workers' compensation .....												
18. Products liability .....												
19.1 Private passenger auto no-fault (personal injury protection) .....	1,502	1,851		353	15,000	25,296			33		166	42
19.2 Other private passenger auto liability .....	9,868,733	10,753,297		2,732,268	7,994,736	10,426,209	8,219,274	381,846	(56,145)	876,795	1,041,419	292,902
19.3 Commercial auto no-fault (personal injury protection) .....												
19.4 Other commercial auto liability .....												
21.1 Private passenger auto physical damage .....	4,823,713	5,532,749		1,263,700	3,530,026	3,589,250	367,786	33,804	81,404	7,577	535,435	139,950
21.2 Commercial auto physical damage .....												
22. Aircraft (all perils) .....												
23. Fidelity .....												
24. Surety .....												
26. Burglary and theft .....												
27. Boiler and machinery .....												
28. Credit .....												
30. Warranty .....												
34. Aggregate write-ins for other lines of business .....												
35. TOTALS (a) .....	14,693,948	16,287,897		3,996,321	11,539,762	14,040,755	8,587,060	415,650	25,292	884,372	1,577,020	432,894
<b>DETAILS OF WRITE-INS</b>												
3401. ....												
3402. ....												
3403. ....												
3498. Summary of remaining write-ins for Line 34 from overflow page .....												
3499. Totals (Lines 3401 thru 3403 plus 3498)(Line 34 above) .....												

(a) Finance and service charges not included in Lines 1 to 35 \$ 675,286

(b) For health business on indicated lines report: Number of persons insured under PPO managed care products ..... and number of persons insured under indemnity only products .....



ANNUAL STATEMENT FOR THE YEAR 2012 OF THE Bristol West Casualty Insurance Company

**EXHIBIT OF PREMIUMS AND LOSSES (Statutory Page 14)**

NAIC Group Code 0212

Direct Business in the state of Wyoming

During the Year 2012

NAIC Company Code 11034

Line of Business	Gross Premiums, Including Policy and Membership Fees, Less Return Premiums and Premiums on Policies not Taken		3 Dividends Paid or Credited to Policyholders on Direct Business	4 Direct Unearned Premium Reserves	5 Direct Losses Paid (deducting salvage)	6 Direct Losses Incurred	7 Direct Losses Unpaid	8 Direct Defense and Cost Containment Expense Paid	9 Direct Defense and Cost Containment Expense Incurred	10 Direct Defense and Cost Containment Expense Unpaid	11 Commissions and Brokerage Expenses	12 Taxes, Licenses and Fees
	1 Direct Premiums Written	2 Direct Premiums Earned										
1. Fire .....												
2.1 Allied lines .....												
2.2 Multiple peril crop .....												
2.3 Federal flood .....												
3. Farmowners multiple peril .....												
4. Homeowners multiple peril .....												
5.1 Commercial multiple peril (non-liability portion) .....												
5.2 Commercial multiple peril (liability portion) .....												
6. Mortgage guaranty .....												
8. Ocean marine .....												
9. Inland marine .....												
10. Financial guaranty .....												
11. Medical professional liability .....												
12. Earthquake .....												
13. Group accident and health (b) .....												
14. Credit accident and health (group and individual) .....												
15.1 Collectively renewable accident and health (b) .....												
15.2 Non-cancelable accident and health(b) .....												
15.3 Guaranteed renewable accident and health(b) .....												
15.4 Non-renewable for stated reasons only (b) .....												
15.5 Other accident only .....												
15.6 Medicare Title XVIII exempt from state taxes or fees .....												
15.7 All other accident and health (b) .....												
15.8 Federal employees health benefits program premium (b) .....												
16. Workers' compensation .....												
17.1 Other Liability - occurrence .....												
17.2 Other Liability - claims made .....												
17.3 Excess workers' compensation .....												
18. Products liability .....												
19.1 Private passenger auto no-fault (personal injury protection) .....												
19.2 Other private passenger auto liability .....	3,648,467	3,656,421		875,808	1,700,616	1,993,863	1,738,439	13,245	(6,788)	78,496	377,662	39,742
19.3 Commercial auto no-fault (personal injury protection) .....												
19.4 Other commercial auto liability .....												
21.1 Private passenger auto physical damage .....	2,722,775	2,729,526		665,275	1,511,134	1,444,189	119,744	11,719	18,640	2,894	293,078	28,715
21.2 Commercial auto physical damage .....												
22. Aircraft (all perils) .....												
23. Fidelity .....												
24. Surety .....												
26. Burglary and theft .....												
27. Boiler and machinery .....												
28. Credit .....												
30. Warranty .....												
34. Aggregate write-ins for other lines of business .....												
35. TOTALS (a) .....	6,371,242	6,385,947		1,541,083	3,211,750	3,438,052	1,858,183	24,964	11,852	81,390	670,740	68,457
<b>DETAILS OF WRITE-INS</b>												
3401. ....												
3402. ....												
3403. ....												
3498. Summary of remaining write-ins for Line 34 from overflow page .....												
3499. Totals (Lines 3401 thru 3403 plus 3498)(Line 34 above) .....												

(a) Finance and service charges not included in Lines 1 to 35 \$ 223,367

(b) For health business on indicated lines report: Number of persons insured under PPO managed care products ..... and number of persons insured under indemnity only products .....

19.WV



ANNUAL STATEMENT FOR THE YEAR 2012 OF THE Bristol West Casualty Insurance Company

**EXHIBIT OF PREMIUMS AND LOSSES (Statutory Page 14)**

NAIC Group Code 0212

Direct Business in the state of Grand Total

During the Year 2012

NAIC Company Code 11034

Line of Business	Gross Premiums, Including Policy and Membership Fees, Less Return Premiums and Premiums on Policies not Taken		3 Dividends Paid or Credited to Policyholders on Direct Business	4 Direct Unearned Premium Reserves	5 Direct Losses Paid (deducting salvage)	6 Direct Losses Incurred	7 Direct Losses Unpaid	8 Direct Defense and Cost Containment Expense Paid	9 Direct Defense and Cost Containment Expense Incurred	10 Direct Defense and Cost Containment Expense Unpaid	11 Commissions and Brokerage Expenses	12 Taxes, Licenses and Fees
	1 Direct Premiums Written	2 Direct Premiums Earned										
1. Fire .....												
2.1 Allied lines .....												
2.2 Multiple peril crop .....												
2.3 Federal flood .....												
3. Farmowners multiple peril .....												
4. Homeowners multiple peril .....												
5.1 Commercial multiple peril (non-liability portion) .....												
5.2 Commercial multiple peril (liability portion) .....												
6. Mortgage guaranty .....												
8. Ocean marine .....												
9. Inland marine .....												
10. Financial guaranty .....												
11. Medical professional liability .....												
12. Earthquake .....												
13. Group accident and health (b) .....												
14. Credit accident and health (group and individual) .....												
15.1 Collectively renewable accident and health (b) .....												
15.2 Non-cancelable accident and health(b) .....												
15.3 Guaranteed renewable accident and health(b) .....												
15.4 Non-renewable for stated reasons only (b) .....												
15.5 Other accident only .....												
15.6 Medicare Title XVIII exempt from state taxes or fees .....												
15.7 All other accident and health (b) .....												
15.8 Federal employees health benefits program premium (b) .....												
16. Workers' compensation .....												
17.1 Other Liability - occurrence .....												
17.2 Other Liability - claims made .....												
17.3 Excess workers' compensation .....												
18. Products liability .....												
19.1 Private passenger auto no-fault (personal injury protection) .....	2,670,678	2,656,698		793,744	1,655,042	1,197,601	621,974	291,582	(184,903)	413,625	279,946	58,254
19.2 Other private passenger auto liability .....	16,158,243	17,140,848		4,387,311	12,226,072	14,606,541	12,449,983	613,144	169,786	1,222,346	1,694,849	433,062
19.3 Commercial auto no-fault (personal injury protection) .....												
19.4 Other commercial auto liability .....												
21.1 Private passenger auto physical damage .....	9,100,784	9,871,606		2,350,994	6,074,171	5,925,511	515,470	56,263	140,152	13,637	990,945	234,734
21.2 Commercial auto physical damage .....												
22. Aircraft (all perils) .....												
23. Fidelity .....												
24. Surety .....												
26. Burglary and theft .....												
27. Boiler and machinery .....												
28. Credit .....												
30. Warranty .....												
34. Aggregate write-ins for other lines of business .....												
35. TOTALS (a) .....	27,929,705	29,669,152		7,532,049	19,955,285	21,729,653	13,587,427	960,989	125,035	1,649,608	2,965,740	726,050
<b>DETAILS OF WRITE-INS</b>												
3401. ....												
3402. ....												
3403. ....												
3498. Summary of remaining write-ins for Line 34 from overflow page .....												
3499. Totals (Lines 3401 thru 3403 plus 3498)(Line 34 above) .....												

(a) Finance and service charges not included in Lines 1 to 35 \$ 1,068,353

(b) For health business on indicated lines report: Number of persons insured under PPO managed care products ..... and number of persons insured under indemnity only products .....

19 GT

Schedule F - Part 1

**N O N E**

Schedule F - Part 2

**N O N E**

ANNUAL STATEMENT FOR THE YEAR 2012 OF THE Bristol West Casualty Insurance Company

**SCHEDULE F - PART 3**

Ceded Reinsurance as of December 31, Current Year (000 OMITTED)

1 Federal ID Number	2 NAIC Company Code	3 Name of Reinsurer	4 Domiciliary Jurisdiction	5 Reinsurance Contracts Ceding 75% or More of Direct Premiums Written	6 Reinsurance Premiums Ceded	Reinsurance Recoverable On									Reinsurance Payable		18 Net Amount Recoverable From Reinsurers Cols. 15 - [16 + 17]	19 Funds Held By Company Under Reinsurance Treaties
						7 Paid Losses	8 Paid LAE	9 Known Case Loss Reserves	10 Known Case LAE Reserves	11 IBNR Loss Reserves	12 IBNR LAE Reserves	13 Unearned Premiums	14 Contingent Commis-sions	15 Columns 7 thru 14 Totals	16 Ceded Balances Payable	17 Other Amounts Due to Reinsurers		
95-2575893	.21652	Farmers Insurance Exchange	CA		27,930	1,473	403	8,247	28	5,283	2,138	7,532		25,105	9,590		15,515	
0299999		Total Authorized - Affiliates - U.S. Non-Pool			27,930	1,473	403	8,247	28	5,283	2,138	7,532		25,105	9,590		15,515	
0499999		Total Authorized - Affiliates			27,930	1,473	403	8,247	28	5,283	2,138	7,532		25,105	9,590		15,515	
38-0855585	.22012	Motors Insurance Company	MI			18								18	1		17	
0599998		Total Authorized - Other U.S. Unaffiliated Insurers (Under \$100,000)																
0599999		Total Authorized - Other U.S. Unaffiliated Insurers				18								18	1		17	
0699999		Total Authorized - Pools - Mandatory Pools																
0899998		Total Authorized - Other Non-U.S. Insurers (Under \$100,000)																
0899999		Total Authorized - Other Non-U.S. Insurers																
0999999		Total Authorized			27,930	1,491	403	8,247	28	5,283	2,138	7,532		25,123	9,590		15,532	
1399999		Total Unauthorized - Affiliates																
1499998		Total Unauthorized - Other U.S. Unaffiliated Insurers (Under \$100,000)																
1499999		Total Unauthorized - Other U.S. Unaffiliated Insurers																
1799998		Total Unauthorized - Other Non-U.S. Insurers (Under \$100,000)																
1799999		Total Unauthorized - Other Non-U.S. Insurers																
1899999		Total Unauthorized																
2299999		Total Certified - Affiliates																
2399998		Total Certified - Other U.S. Unaffiliated Insurers (Under \$100,000)																
2399999		Total Certified - Other U.S. Unaffiliated Insurers																
2699998		Total Certified - Other Non-U.S. Insurers (Under \$100,000)																
2699999		Total Certified - Other Non-U.S. Insurers																
2799999		Total Certified																
2899999		Total Authorized, Unauthorized and Certified			27,930	1,491	403	8,247	28	5,283	2,138	7,532		25,123	9,590		15,532	
2999999		Total Protected Cells																
9999999		Totals			27,930	1,491	403	8,247	28	5,283	2,138	7,532		25,123	9,590		15,532	

NOTE: A. Report the five largest provisional commission rates included in the cedant's reinsurance treaties. The commission rate to be reported is by contract with ceded premium in excess of \$50,000:

	1 Name of Reinsurer	2 Commission Rate	3 Ceded Premium
1.	.....	.....	.....
2.	.....	.....	.....
3.	.....	.....	.....
4.	.....	.....	.....
5.	.....	.....	.....

B. Report the five largest reinsurance recoverables reported in Column 15, due from any one reinsurer (based on the total recoverables, Line 9999999, Column 15), the amount of ceded premium, and indicate whether the recoverables are due from an affiliated insurer.

	1 Name of Reinsurer	2 Total Recoverables	3 Ceded Premiums	4 Affiliated
1.	Farmers Insurance Exchange	25,105	27,930	Yes [ X ] No [ ]
2.	Motors Insurance Company	18		Yes [ ] No [ X ]
3.	.....	.....	.....	Yes [ ] No [ ]
4.	.....	.....	.....	Yes [ ] No [ ]
5.	.....	.....	.....	Yes [ ] No [ ]

ANNUAL STATEMENT FOR THE YEAR 2012 OF THE Bristol West Casualty Insurance Company

**SCHEDULE F - PART 4**

Aging of Ceded Reinsurance as of December 31, Current Year (000 OMITTED)

1 Federal ID Number	2 NAIC Com- pany Code	3 Name of Reinsurer	4 Domiciliary Jurisdiction	5 Reinsurance Recoverable on Paid Losses and Paid Loss Adjustment Expenses							12 Percentage Overdue Col. 10/Col. 11	13 Percentage More Than 120 Days Overdue Col. 9/Col. 11
				5 Current	6 Overdue				11 Total Due Cols. 5 + 10			
					6 1 to 29 Days	7 30 to 90 Days	8 91 to 120 Days	9 Over 120 Days		10 Total Overdue Cols. 6 + 7 + 8 + 9		
95-2575893	21652	Farmers Insurance Exchange	CA	1,877						1,877		
0299999. Total Authorized - Affiliates - U.S. Non-Pool				1,877						1,877		
0499999. Total Authorized - Affiliates				1,877						1,877		
38-0855585	22012	Motors Insurance Company	MI	18						18		
0599999. Total Authorized - Other U.S. Unaffiliated Insurers				18						18		
0999999. Total Authorized				1,895						1,895		
1399999. Total Unauthorized - Affiliates												
1899999. Total Unauthorized												
2299999. Total Certified - Affiliates												
2799999. Total Certified												
2899999. Total Authorized, Unauthorized and Certified				1,895						1,895		
2999999. Total Protected Cells												
9999999 Totals				1,895						1,895		

Schedule F - Part 5

**N O N E**

Schedule F - Part 5 - Bank Footnote

**N O N E**

Schedule F - Part 6 - Section 1 - Provision for Reinsurance Ceded to Certified Reinsurers

**N O N E**

Schedule F - Part 6 - Section 1 - Bank Footnote

**N O N E**

Schedule F - Part 6 - Section 2 - Provision for Overdue Reinsurance Ceded to Certified Reinsurers

**N O N E**

Schedule F - Part 7 - Provision for Overdue Authorized Reinsurance

**N O N E**

Schedule F - Part 8 - Provision for Overdue Reinsurance

**N O N E**

ANNUAL STATEMENT FOR THE YEAR 2012 OF THE Bristol West Casualty Insurance Company

**SCHEDULE F - PART 9**

Restatement of Balance Sheet to Identify Net Credit for Reinsurance

	1 As Reported (Net of Ceded)	2 Restatement Adjustments	3 Restated (Gross of Ceded)
<b>ASSETS (Page 2, Col. 3)</b>			
1. Cash and invested assets (Line 12) .....	10,746,529		10,746,529
2. Premiums and considerations (Line 15) .....	5,935,877		5,935,877
3. Reinsurance recoverable on loss and loss adjustment expense payments (Line 16.1) .....	1,894,734	(1,894,734)	
4. Funds held by or deposited with reinsured companies (Line 16.2) .....			
5. Other assets .....	537,521		537,521
6. Net amount recoverable from reinsurers .....		15,532,430	15,532,430
7. Protected cell assets (Line 27) .....			
8. Totals (Line 28) .....	19,114,661	13,637,696	32,752,357
<b>LIABILITIES (Page 3)</b>			
9. Losses and loss adjustment expenses (Lines 1 through 3) .....	69,513	15,695,934	15,765,447
10. Taxes, expenses, and other obligations (Lines 4 through 8) .....	444,883		444,883
11. Unearned premiums (Line 9) .....		7,532,048	7,532,048
12. Advance premiums (Line 10) .....	47,038		47,038
13. Dividends declared and unpaid (Line 11.1 and 11.2) .....			
14. Ceded reinsurance premiums payable (net of ceding commissions (Line 12) .....	9,590,286	(9,590,286)	
15. Funds held by company under reinsurance treaties (Line 13) .....			
16. Amounts withheld or retained by company for account of others (Line 14) .....			
17. Provision for reinsurance (Line 16) .....			
18. Other liabilities .....	144,285		144,285
19. Total liabilities excluding protected cell business (Line 26) .....	10,296,005	13,637,696	23,933,701
20. Protected cell liabilities (Line 27) .....			
21. Surplus as regards policyholders (Line 37) .....	8,818,656	XXX	8,818,656
22. Totals (Line 38) .....	19,114,661	13,637,696	32,752,357

NOTE: Is the restatement of this exhibit the result of grossing up balances ceded to affiliates under 100 percent reinsurance or pooling arrangements? ..... Yes [  ] No [  ]

If yes, give full explanation: Bristol West Casualty Insurance Company cedes 100% of its business, after other reinsurance, to Farmers Insurance Exchange, an affiliate domiciled in California. ....

Schedule H - Part 1

**N O N E**

Schedule H - Part 2 - Reserves and Liabilities

**N O N E**

Schedule H - Part 3 - Prior Year's Claim Reserves and Liabilities

**N O N E**

Schedule H - Part 4 - Reinsurance

**N O N E**

Schedule H - Part 5 - Health Claims

**N O N E**

ANNUAL STATEMENT FOR THE YEAR 2012 OF THE Bristol West Casualty Insurance Company  
**SCHEDULE P - PART 1A - HOMEOWNERS/FAROWNERS**  
(\$000 OMITTED)

Years in Which Premiums Were Earned and Losses Were Incurred	Premiums Earned			Loss and Loss Expense Payments						10 Salvage and Subrogation Received	11 Total Net Paid Cols (4 - 5 + 6 - 7 + 8 - 9)	12 Number of Claims Reported Direct and Assumed
	1 Direct and Assumed	2 Ceded	3 Net (1 - 2)	Loss Payments		Defense and Cost Containment Payments		Adjusting and Other Payments				
				4 Direct and Assumed	5 Ceded	6 Direct and Assumed	7 Ceded	8 Direct and Assumed	9 Ceded			
1. Prior.....	XXX	XXX	XXX									XXX
2. 2003.....												
3. 2004.....												
4. 2005.....												
5. 2006.....												
6. 2007.....												
7. 2008.....												
8. 2009.....												
9. 2010.....												
10. 2011.....												
11. 2012.....												
12. Totals	XXX	XXX	XXX									XXX

**NONE**

	Losses Unpaid				Defense and Cost Containment Unpaid				Adjusting and Other Unpaid		23 Salvage and Subrogation Anticipated	24 Total Net Losses and Expenses Unpaid	25 Number of Claims Outstanding Direct and Assumed
	Case Basis		Bulk + IBNR		Case Basis		Bulk + IBNR		Adjusting and Other Unpaid				
	13 Direct and Assumed	14 Ceded	15 Direct and Assumed	16 Ceded	17 Direct and Assumed	18 Ceded	19 Direct and Assumed	20 Ceded	21 Direct and Assumed	22 Ceded			
1. Prior.....													
2. 2003.....													
3. 2004.....													
4. 2005.....													
5. 2006.....													
6. 2007.....													
7. 2008.....													
8. 2009.....													
9. 2010.....													
10. 2011.....													
11. 2012.....													
12. Totals													

**NONE**

	Total Losses and Loss Expenses Incurred			Loss and Loss Expense Percentage (Incurred / Premiums Earned)			Nontabular Discount		34 Inter-Company Pooling Participation Percentage	Net Balance Sheet Reserves After Discount	
	26 Direct and Assumed	27 Ceded	28 Net	29 Direct and Assumed	30 Ceded	31 Net	32 Loss	33 Loss Expense		35 Losses Unpaid	36 Loss Expenses Unpaid
	1. Prior.....	XXX	XXX	XXX	XXX	XXX	XXX				XXX
2. 2003.....											
3. 2004.....											
4. 2005.....											
5. 2006.....											
6. 2007.....											
7. 2008.....											
8. 2009.....											
9. 2010.....											
10. 2011.....											
11. 2012.....											
12. Totals	XXX	XXX	XXX	XXX	XXX	XXX			XXX		

**NONE**

**ANNUAL STATEMENT FOR THE YEAR 2012 OF THE Bristol West Casualty Insurance Company**  
**SCHEDULE P - PART 1B - PRIVATE PASSENGER AUTO LIABILITY/MEDICAL**  
(\$000 OMITTED)

Years in Which Premiums Were Earned and Losses Were Incurred	Premiums Earned			Loss and Loss Expense Payments						10 Salvage and Subrogation Received	11 Total Net Paid Cols (4 - 5 + 6 - 7 + 8 - 9)	12 Number of Claims Reported Direct and Assumed
	1 Direct and Assumed	2 Ceded	3 Net (1 - 2)	Loss Payments		Defense and Cost Containment Payments		Adjusting and Other Payments				
				4 Direct and Assumed	5 Ceded	6 Direct and Assumed	7 Ceded	8 Direct and Assumed	9 Ceded			
1. Prior.....	XXX	XXX	XXX									XXX
2. 2003.....	5,701	3,884	1,817	3,217	2,307	222	91	649	438	25	1,252	1,812
3. 2004.....	3,670	3,225	445	2,377	2,132	256	157	426	383	16	386	1,155
4. 2005.....	3,043	2,079	964	1,545	1,174	119	98	334	242	17	485	894
5. 2006.....	2,080	1,568	512	1,483	1,112	115	98	221	166	11	443	598
6. 2007.....	1,550	1,395	155	830	747	37	34	146	132	2	102	416
7. 2008.....	9,400	8,460	940	6,645	5,981	308	277	736	665	11	766	2,292
8. 2009.....	20,088	18,080	2,008	15,133	13,620	666	599	1,840	1,693	16	1,727	5,139
9. 2010.....	27,410	27,410		18,621	18,621	996	996	3,004	3,004			7,307
10. 2011.....	23,429	23,429		13,045	13,045	450	450	2,638	2,638			6,148
11. 2012.....	19,798	19,798		6,405	6,405	133	133	1,911	1,911			4,639
12. Totals	XXX	XXX	XXX	69,300	65,143	3,302	2,933	11,907	11,272	97	5,161	XXX

	Losses Unpaid				Defense and Cost Containment Unpaid				Adjusting and Other Unpaid		23 Salvage and Subrogation Anticipated	24 Total Net Losses and Expenses Unpaid	25 Number of Claims Outstanding Direct and Assumed
	Case Basis		Bulk + IBNR		Case Basis		Bulk + IBNR		21 Direct and Assumed	22 Ceded			
	13 Direct and Assumed	14 Ceded	15 Direct and Assumed	16 Ceded	17 Direct and Assumed	18 Ceded	19 Direct and Assumed	20 Ceded					
1. Prior.....													
2. 2003.....													
3. 2004.....													
4. 2005.....				0			0				0	0	
5. 2006.....				0			0				0	0	
6. 2007.....				0	0		0	0			0	0	
7. 2008.....	55	50	13	12	8	7	7	6	1	1	0	8	8
8. 2009.....	400	360	113	102	23	21	76	68	7	6	0	62	44
9. 2010.....	1,188	1,188	466	466			304	304	32	32			149
10. 2011.....	2,524	2,524	913	913			509	509	70	70			223
11. 2012.....	3,637	3,637	3,763	3,763			709	709	322	322			756
12. Totals	7,805	7,759	5,267	5,255	31	28	1,605	1,597	432	432	0	70	1,180

	Total Losses and Loss Expenses Incurred			Loss and Loss Expense Percentage (Incurred / Premiums Earned)			Nontabular Discount		34 Inter-Company Pooling Participation Percentage	Net Balance Sheet Reserves After Discount	
	26 Direct and Assumed	27 Ceded	28 Net	29 Direct and Assumed	30 Ceded	31 Net	32 Loss	33 Loss Expense		35 Losses Unpaid	36 Loss Expenses Unpaid
1. Prior.....	XXX	XXX	XXX	XXX	XXX	XXX			XXX		
2. 2003.....	4,088	2,836	1,252	71.7	73.0	68.9					
3. 2004.....	3,058	2,672	386	83.3	82.9	86.8					
4. 2005.....	1,998	1,514	484	65.7	72.8	50.3				0	0
5. 2006.....	1,819	1,376	443	87.5	87.8	86.6				0	0
6. 2007.....	1,014	913	102	65.4	65.4	65.6				0	0
7. 2008.....	7,773	6,998	775	82.7	82.7	82.4				7	2
8. 2009.....	18,258	16,470	1,789	90.9	91.1	89.1				51	11
9. 2010.....	24,612	24,612		89.8	89.8						
10. 2011.....	20,149	20,149		86.0	86.0						
11. 2012.....	16,879	16,879		85.3	85.3						
12. Totals	XXX	XXX	XXX	XXX	XXX	XXX			XXX	58	12

Schedule P - Part 1C - Commercial Auto/Truck Liability/Medical

**N O N E**

Schedule P - Part 1D - Workers' Compensation (Excluding Excess Workers' Compensation)

**N O N E**

Schedule P - Part 1E - Commercial Multiple Peril

**N O N E**

Schedule P - Part 1F - Section 1 - Medical Professional Liability - Occurrence

**N O N E**

Schedule P - Part 1F - Section 2 - Medical Professional Liability - Claims-Made

**N O N E**

Schedule P - Part 1G - Special Liability (Ocean Marine, Aircraft (all perils), Boiler and Machinery)

**N O N E**

Schedule P - Part 1H - Section 1 - Other Liability - Occurrence

**N O N E**

Schedule P - Part 1H - Section 2 - Other Liability - Claims-Made

**N O N E**

Schedule P - Part 1I - Special Property (Fire, Allied Lines...)

**N O N E**

ANNUAL STATEMENT FOR THE YEAR 2012 OF THE Bristol West Casualty Insurance Company  
**SCHEDULE P - PART 1J - AUTO PHYSICAL DAMAGE**  
(\$000 OMITTED)

Years in Which Premiums Were Earned and Losses Were Incurred	Premiums Earned			Loss and Loss Expense Payments						10 Salvage and Subrogation Received	11 Total Net Paid Cols (4 - 5 + 6 - 7 + 8 - 9)	12 Number of Claims Reported Direct and Assumed
	1 Direct and Assumed	2 Ceded	3 Net (1 - 2)	Loss Payments		Defense and Cost Containment Payments		Adjusting and Other Payments				
				4 Direct and Assumed	5 Ceded	6 Direct and Assumed	7 Ceded	8 Direct and Assumed	9 Ceded			
1. Prior.....	XXX	XXX	XXX	(6)	(4)	3	3	4	4	3	(2)	XXX
2. 2011.....	12,586	12,586		10,188	10,188	71	71	1,430	1,430			5,613
3. 2012.....	9,872	9,872		5,652	5,652	29	29	1,195	1,195			3,774
4. Totals	XXX	XXX	XXX	15,833	15,836	103	103	2,630	2,629	3	(2)	XXX

	Losses Unpaid				Defense and Cost Containment Unpaid				Adjusting and Other Unpaid		23 Salvage and Subrogation Anticipated	24 Total Net Losses and Expenses Unpaid	25 Number of Claims Outstanding Direct and Assumed
	Case Basis		Bulk + IBNR		Case Basis		Bulk + IBNR		Adjusting and Other Unpaid				
	13 Direct and Assumed	14 Ceded	15 Direct and Assumed	16 Ceded	17 Direct and Assumed	18 Ceded	19 Direct and Assumed	20 Ceded	21 Direct and Assumed	22 Ceded			
1. Prior.....	6	6	(33)	(32)			2	2	3	3	0	(1)	42
2. 2011.....	17	17	(71)	(71)			2	2	5	5			21
3. 2012.....	465	465	132	132			9	9	89	89			177
4. Totals	488	488	27	29			14	14	96	96	0	(1)	240

	Total Losses and Loss Expenses Incurred			Loss and Loss Expense Percentage (Incurred / Premiums Earned)			Nontabular Discount		34 Inter-Company Pooling Participation Percentage	Net Balance Sheet Reserves After Discount	
	26 Direct and Assumed	27 Ceded	28 Net	29 Direct and Assumed	30 Ceded	31 Net	32 Loss	33 Loss Expense		35 Losses Unpaid	36 Loss Expenses Unpaid
	1. Prior.....	XXX	XXX	XXX	XXX	XXX	XXX				XXX
2. 2011.....	11,642	11,642		92.5	92.5						
3. 2012.....	7,571	7,571		76.7	76.7						
4. Totals	XXX	XXX	XXX	XXX	XXX	XXX			XXX	(1)	0

Schedule P - Part 1K - Fidelity/Surety

**NONE**

Schedule P - Part 1L - Other (Including Credit, Accident and Health)

**NONE**

Schedule P - Part 1M - International

**NONE**

Schedule P - Part 1N - Reinsurance - Nonproportional Assumed Property

**NONE**

Schedule P - Part 1O - Reinsurance - Nonproportional Assumed Liability

**NONE**

Schedule P - Part 1P - Reinsurance - Nonproportional Assumed Financial Lines

**NONE**

Schedule P - Part 1R - Section 1 - Products Liability - Occurrence

**NONE**

Schedule P - Part 1R - Section 2 - Products Liability - Claims-Made

**NONE**

Schedule P - Part 1S - Financial Guaranty/Mortgage Guaranty

**NONE**

Schedule P - Part 1T - Warranty

**NONE**

ANNUAL STATEMENT FOR THE YEAR 2012 OF THE Bristol West Casualty Insurance Company

**SCHEDULE P - PART 2A - HOMEOWNERS/FAROWNERS**

Years in Which Losses Were Incurred	INCURRED NET LOSSES AND DEFENSE AND COST CONTAINMENT EXPENSES REPORTED AT YEAR END (\$000 OMITTED)										DEVELOPMENT	
	1 2003	2 2004	3 2005	4 2006	5 2007	6 2008	7 2009	8 2010	9 2011	10 2012	11 One Year	12 Two Year
1. Prior.....												
2. 2003.....												
3. 2004.....	XXX											
4. 2005.....	XXX	XXX										
5. 2006.....	XXX	XXX	XXX									
6. 2007.....	XXX	XXX	XXX	XXX								
7. 2008.....	XXX	XXX	XXX	XXX	XXX							
8. 2009.....	XXX	XXX	XXX	XXX	XXX	XXX						
9. 2010.....	XXX	XXX	XXX	XXX	XXX	XXX	XXX					
10. 2011.....	XXX	XXX	XXX	XXX	XXX	XXX	XXX	XXX				XXX
11. 2012.....	XXX	XXX	XXX	XXX	XXX	XXX	XXX	XXX	XXX			XXX
12. Totals												

**SCHEDULE P - PART 2B - PRIVATE PASSENGER AUTO LIABILITY/MEDICAL**

1. Prior.....	77	(12)	100	159	176	165	165	168	168	168		0
2. 2003.....	986	980	1,168	1,081	1,054	1,047	1,044	1,043	1,042	1,041	(1)	(2)
3. 2004.....	XXX	244	285	300	277	356	346	342	340	343	3	1
4. 2005.....	XXX	XXX	526	476	492	422	398	395	392	392	0	(3)
5. 2006.....	XXX	XXX	XXX	356	440	456	402	386	389	388	(1)	2
6. 2007.....	XXX	XXX	XXX	XXX	75	83	91	88	89	87	(1)	(1)
7. 2008.....	XXX	XXX	XXX	XXX	XXX	584	712	698	706	703	(4)	5
8. 2009.....	XXX	XXX	XXX	XXX	XXX	XXX	1,468	1,544	1,650	1,641	(10)	97
9. 2010.....	XXX	XXX	XXX	XXX	XXX	XXX	XXX					
10. 2011.....	XXX	XXX	XXX	XXX	XXX	XXX	XXX	XXX				XXX
11. 2012.....	XXX	XXX	XXX	XXX	XXX	XXX	XXX	XXX	XXX			XXX
12. Totals											(14)	98

**SCHEDULE P - PART 2C - COMMERCIAL AUTO/TRUCK LIABILITY/MEDICAL**

1. Prior.....												
2. 2003.....												
3. 2004.....	XXX											
4. 2005.....	XXX	XXX										
5. 2006.....	XXX	XXX	XXX									
6. 2007.....	XXX	XXX	XXX	XXX								
7. 2008.....	XXX	XXX	XXX	XXX	XXX							
8. 2009.....	XXX	XXX	XXX	XXX	XXX	XXX						
9. 2010.....	XXX	XXX	XXX	XXX	XXX	XXX	XXX					
10. 2011.....	XXX	XXX	XXX	XXX	XXX	XXX	XXX	XXX				XXX
11. 2012.....	XXX	XXX	XXX	XXX	XXX	XXX	XXX	XXX	XXX			XXX
12. Totals												

**SCHEDULE P - PART 2D - WORKERS' COMPENSATION  
(EXCLUDING EXCESS WORKERS' COMPENSATION)**

1. Prior.....												
2. 2003.....												
3. 2004.....	XXX											
4. 2005.....	XXX	XXX										
5. 2006.....	XXX	XXX	XXX									
6. 2007.....	XXX	XXX	XXX	XXX								
7. 2008.....	XXX	XXX	XXX	XXX	XXX							
8. 2009.....	XXX	XXX	XXX	XXX	XXX	XXX						
9. 2010.....	XXX	XXX	XXX	XXX	XXX	XXX	XXX					
10. 2011.....	XXX	XXX	XXX	XXX	XXX	XXX	XXX	XXX				XXX
11. 2012.....	XXX	XXX	XXX	XXX	XXX	XXX	XXX	XXX	XXX			XXX
12. Totals												

**SCHEDULE P - PART 2E - COMMERCIAL MULTIPLE PERIL**

1. Prior.....												
2. 2003.....												
3. 2004.....	XXX											
4. 2005.....	XXX	XXX										
5. 2006.....	XXX	XXX	XXX									
6. 2007.....	XXX	XXX	XXX	XXX								
7. 2008.....	XXX	XXX	XXX	XXX	XXX							
8. 2009.....	XXX	XXX	XXX	XXX	XXX	XXX						
9. 2010.....	XXX	XXX	XXX	XXX	XXX	XXX	XXX					
10. 2011.....	XXX	XXX	XXX	XXX	XXX	XXX	XXX	XXX				XXX
11. 2012.....	XXX	XXX	XXX	XXX	XXX	XXX	XXX	XXX	XXX			XXX
12. Totals												

Schedule P - Part 2F - Section 1 - Medical Professional Liability - Occurrence

**N O N E**

Schedule P - Part 2F - Section 2 - Medical Professional Liability - Claims-Made

**N O N E**

Schedule P - Part 2G - Special Liability (Ocean Marine, Aircraft (all perils), Boiler and Machinery)

**N O N E**

Schedule P - Part 2H - Section 1 - Other Liability - Occurrence

**N O N E**

Schedule P - Part 2H - Section 2- Other Liability - Claims-Made

**N O N E**

ANNUAL STATEMENT FOR THE YEAR 2012 OF THE Bristol West Casualty Insurance Company  
**SCHEDULE P - PART 2I - SPECIAL PROPERTY (FIRE, ALLIED LINES, INLAND MARINE, EARTHQUAKE, BURGLARY, AND THEFT)**

Years in Which Losses Were Incurred	INCURRED NET LOSSES AND DEFENSE AND COST CONTAINMENT EXPENSES REPORTED AT YEAR END (\$000 OMITTED)										DEVELOPMENT	
	1 2003	2 2004	3 2005	4 2006	5 2007	6 2008	7 2009	8 2010	9 2011	10 2012	11 One Year	12 Two Year
1. Prior.....	XXX	XXX	XXX	XXX	XXX	XXX	XXX	XXX				
2. 2011.....	XXX	XXX	XXX	XXX	XXX	XXX	XXX	XXX				XXX
3. 2012.....	XXX	XXX	XXX	XXX	XXX	XXX	XXX	XXX	XXX		XXX	XXX
4. Totals												

**SCHEDULE P - PART 2J - AUTO PHYSICAL DAMAGE**

1. Prior.....	XXX	XXX	XXX	XXX	XXX	XXX	XXX	(12)	(1)	(3)	(2)	9
2. 2011.....	XXX	XXX	XXX	XXX	XXX	XXX	XXX	XXX				XXX
3. 2012.....	XXX	XXX	XXX	XXX	XXX	XXX	XXX	XXX	XXX		XXX	XXX
4. Totals											(2)	9

**SCHEDULE P - PART 2K - FIDELITY/SURETY**

1. Prior.....	XXX	XXX	XXX	XXX	XXX	XXX	XXX					
2. 2011.....	XXX	XXX	XXX	XXX	XXX	XXX	XXX	XXX				XXX
3. 2012.....	XXX	XXX	XXX	XXX	XXX	XXX	XXX	XXX	XXX		XXX	XXX
4. Totals												

**SCHEDULE P - PART 2L - OTHER (INCLUDING CREDIT, ACCIDENT AND HEALTH)**

1. Prior.....	XXX	XXX	XXX	XXX	XXX	XXX	XXX					
2. 2011.....	XXX	XXX	XXX	XXX	XXX	XXX	XXX	XXX				XXX
3. 2012.....	XXX	XXX	XXX	XXX	XXX	XXX	XXX	XXX	XXX		XXX	XXX
4. Totals												

**SCHEDULE P - PART 2M - INTERNATIONAL**

1. Prior.....												
2. 2003.....												
3. 2004.....	XXX											
4. 2005.....	XXX	XXX										
5. 2006.....	XXX	XXX	XXX									
6. 2007.....	XXX	XXX	XXX	XXX								
7. 2008.....	XXX	XXX	XXX	XXX	XXX							
8. 2009.....	XXX	XXX	XXX	XXX	XXX	XXX						
9. 2010.....	XXX	XXX	XXX	XXX	XXX	XXX	XXX					
10. 2011.....	XXX	XXX	XXX	XXX	XXX	XXX	XXX	XXX				XXX
11. 2012.....	XXX	XXX	XXX	XXX	XXX	XXX	XXX	XXX	XXX		XXX	XXX
12. Totals												

Schedule P - Part 2N - Reinsurance - Nonproportional Assumed Property

**N O N E**

Schedule P - Part 2O - Reinsurance - Nonproportional Assumed Liability

**N O N E**

Schedule P - Part 2P - Reinsurance - Nonproportional Assumed Financial Lines

**N O N E**

Schedule P - Part 2R - Section 1 - Products Liability - Occurrence

**N O N E**

Schedule P - Part 2R - Section 2 - Products Liability - Claims-Made

**N O N E**

Schedule P - Part 2S - Financial Guaranty/Mortgage Guaranty

**N O N E**

Schedule P - Part 2T - Warranty

**N O N E**

ANNUAL STATEMENT FOR THE YEAR 2012 OF THE Bristol West Casualty Insurance Company

**SCHEDULE P - PART 3A - HOMEOWNERS/FAROWNERS**

Years in Which Losses Were Incurred	CUMULATIVE PAID NET LOSSES AND DEFENSE AND COST CONTAINMENT EXPENSES REPORTED AT YEAR END (\$000 OMITTED)										11 Number of Claims Closed With Loss Payment	12 Number of Claims Closed Without Loss Payment	
	1	2	3	4	5	6	7	8	9	10			
	2003	2004	2005	2006	2007	2008	2009	2010	2011	2012			
1. Prior	.000												
2. 2003													
3. 2004	XXX												
4. 2005	XXX	XXX											
5. 2006	XXX	XXX	XXX										
6. 2007	XXX	XXX	XXX	XXX									
7. 2008	XXX	XXX	XXX	XXX	XXX								
8. 2009	XXX	XXX	XXX	XXX	XXX	XXX							
9. 2010	XXX	XXX	XXX	XXX	XXX	XXX	XXX						
10. 2011	XXX	XXX	XXX	XXX	XXX	XXX	XXX	XXX					
11. 2012	XXX	XXX	XXX	XXX	XXX	XXX	XXX	XXX	XXX				

NONE

**SCHEDULE P - PART 3B - PRIVATE PASSENGER AUTO LIABILITY/MEDICAL**

1. Prior	.000	(108)	11	92	108	158	158	168	168	168	45	9
2. 2003	692	891	896	1,012	1,044	1,044	1,044	1,043	1,042	1,041	1,097	715
3. 2004	XXX	113	(33)	156	227	345	343	342	340	343	744	411
4. 2005	XXX	XXX	299	362	306	375	394	394	392	392	587	307
5. 2006	XXX	XXX	XXX	180	(66)	178	376	373	389	388	399	199
6. 2007	XXX	XXX	XXX	XXX	29	70	85	87	87	87	256	160
7. 2008	XXX	XXX	XXX	XXX	XXX	212	522	635	674	695	1,439	845
8. 2009	XXX	XXX	XXX	XXX	XXX	XXX	623	1,254	1,510	1,579	3,320	1,775
9. 2010	XXX	XXX	XXX	XXX	XXX	XXX	XXX				5,211	1,947
10. 2011	XXX	XXX	XXX	XXX	XXX	XXX	XXX	XXX			4,367	1,558
11. 2012	XXX	XXX	XXX	XXX	XXX	XXX	XXX	XXX	XXX		2,551	1,332

**SCHEDULE P - PART 3C - COMMERCIAL AUTO/TRUCK LIABILITY/MEDICAL**

1. Prior	.000											
2. 2003												
3. 2004	XXX											
4. 2005	XXX	XXX										
5. 2006	XXX	XXX	XXX									
6. 2007	XXX	XXX	XXX	XXX								
7. 2008	XXX	XXX	XXX	XXX	XXX							
8. 2009	XXX	XXX	XXX	XXX	XXX	XXX						
9. 2010	XXX	XXX	XXX	XXX	XXX	XXX	XXX					
10. 2011	XXX	XXX	XXX	XXX	XXX	XXX	XXX	XXX				
11. 2012	XXX	XXX	XXX	XXX	XXX	XXX	XXX	XXX	XXX			

NONE

**SCHEDULE P - PART 3D - WORKERS' COMPENSATION  
(EXCLUDING EXCESS WORKERS' COMPENSATION)**

1. Prior	.000											
2. 2003												
3. 2004	XXX											
4. 2005	XXX	XXX										
5. 2006	XXX	XXX	XXX									
6. 2007	XXX	XXX	XXX	XXX								
7. 2008	XXX	XXX	XXX	XXX	XXX							
8. 2009	XXX	XXX	XXX	XXX	XXX	XXX						
9. 2010	XXX	XXX	XXX	XXX	XXX	XXX	XXX					
10. 2011	XXX	XXX	XXX	XXX	XXX	XXX	XXX	XXX				
11. 2012	XXX	XXX	XXX	XXX	XXX	XXX	XXX	XXX	XXX			

NONE

**SCHEDULE P - PART 3E - COMMERCIAL MULTIPLE PERIL**

1. Prior	.000											
2. 2003												
3. 2004	XXX											
4. 2005	XXX	XXX										
5. 2006	XXX	XXX	XXX									
6. 2007	XXX	XXX	XXX	XXX								
7. 2008	XXX	XXX	XXX	XXX	XXX							
8. 2009	XXX	XXX	XXX	XXX	XXX	XXX						
9. 2010	XXX	XXX	XXX	XXX	XXX	XXX	XXX					
10. 2011	XXX	XXX	XXX	XXX	XXX	XXX	XXX	XXX				
11. 2012	XXX	XXX	XXX	XXX	XXX	XXX	XXX	XXX	XXX			

NONE

Schedule P - Part 3F - Section 1 - Medical Professional Liability - Occurrence

**N O N E**

Schedule P - Part 3F - Section 2 - Medical Professional Liability - Claims-Made

**N O N E**

Schedule P - Part 3G - Special Liability

**N O N E**

Schedule P - Part 3H - Section 1 - Other Liability - Occurrence

**N O N E**

Schedule P - Part 3H - Section 2 - Other Liability - Claims-Made

**N O N E**

ANNUAL STATEMENT FOR THE YEAR 2012 OF THE Bristol West Casualty Insurance Company  
**SCHEDULE P - PART 3I - SPECIAL PROPERTY (FIRE, ALLIED LINES, INLAND MARINE, EARTHQUAKE, BURGLARY, AND THEFT)**

Years in Which Losses Were Incurred	CUMULATIVE PAID NET LOSSES AND DEFENSE AND COST CONTAINMENT EXPENSES REPORTED AT YEAR END (\$000 OMITTED)										11 Number of Claims Closed With Loss Payment	12 Number of Claims Closed Without Loss Payment	
	1 2003	2 2004	3 2005	4 2006	5 2007	6 2008	7 2009	8 2010	9 2011	10 2012			
1. Prior	XXX	XXX	XXX	XXX	XXX	XXX	XXX	XXX	XXX	XXX	XXX	XXX	XXX
2. 2011	XXX	XXX	XXX	XXX	XXX	XXX	XXX	XXX	XXX	XXX	XXX	XXX	XXX
3. 2012	XXX	XXX	XXX	XXX	XXX	XXX	XXX	XXX	XXX	XXX	XXX	XXX	XXX

**SCHEDULE P - PART 3J - AUTO PHYSICAL DAMAGE**

1. Prior	XXX	XXX	XXX	XXX	XXX	XXX	XXX	XXX	XXX	.000	1	(2)	11,588	3,345
2. 2011	XXX	XXX	XXX	XXX	XXX	XXX	XXX	XXX	XXX	XXX			4,998	594
3. 2012	XXX	XXX	XXX	XXX	XXX	XXX	XXX	XXX	XXX	XXX	XXX		2,952	645

**SCHEDULE P - PART 3K - FIDELITY/SURETY**

1. Prior	XXX	XXX	XXX	XXX	XXX	XXX	XXX	XXX	XXX	XXX	XXX	XXX	XXX
2. 2011	XXX	XXX	XXX	XXX	XXX	XXX	XXX	XXX	XXX	XXX	XXX	XXX	XXX
3. 2012	XXX	XXX	XXX	XXX	XXX	XXX	XXX	XXX	XXX	XXX	XXX	XXX	XXX

**SCHEDULE P - PART 3L - OTHER (INCLUDING CREDIT, ACCIDENT AND HEALTH)**

1. Prior	XXX	XXX	XXX	XXX	XXX	XXX	XXX	XXX	XXX	.000			XXX	XXX
2. 2011	XXX	XXX	XXX	XXX	XXX	XXX	XXX	XXX	XXX	XXX			XXX	XXX
3. 2012	XXX	XXX	XXX	XXX	XXX	XXX	XXX	XXX	XXX	XXX	XXX		XXX	XXX

**SCHEDULE P - PART 3M - INTERNATIONAL**

1. Prior	.000												XXX	XXX
2. 2003													XXX	XXX
3. 2004	XXX												XXX	XXX
4. 2005	XXX	XXX											XXX	XXX
5. 2006	XXX	XXX	XXX										XXX	XXX
6. 2007	XXX	XXX	XXX	XXX									XXX	XXX
7. 2008	XXX	XXX	XXX	XXX	XXX								XXX	XXX
8. 2009	XXX	XXX	XXX	XXX	XXX	XXX							XXX	XXX
9. 2010	XXX	XXX	XXX	XXX	XXX	XXX	XXX						XXX	XXX
10. 2011	XXX	XXX	XXX	XXX	XXX	XXX	XXX	XXX					XXX	XXX
11. 2012	XXX	XXX	XXX	XXX	XXX	XXX	XXX	XXX	XXX	XXX			XXX	XXX

Schedule P - Part 3N - Reinsurance - Nonproportional Assumed Property

**N O N E**

Schedule P - Part 3O - Reinsurance - Nonproportional Assumed Liability

**N O N E**

Schedule P - Part 3P - Reinsurance - Nonproportional Assumed Financial Lines

**N O N E**

Schedule P - Part 3R - Section 1 - Product Liability - Occurrence

**N O N E**

Schedule P - Part 3R - Section 2 - Product Liability - Claims-Made

**N O N E**

Schedule P - Part 3S - Financial Guaranty/Mortgage Guaranty

**N O N E**

Schedule P - Part 3T - Warranty

**N O N E**

ANNUAL STATEMENT FOR THE YEAR 2012 OF THE Bristol West Casualty Insurance Company

**SCHEDULE P - PART 4A - HOMEOWNERS/FAROWNERS**

Years in Which Losses Were Incurred	BULK AND IBNR RESERVES ON NET LOSSES AND DEFENSE AND COST CONTAINMENT EXPENSES REPORTED AT YEAR END (\$000 OMITTED)									
	1	2	3	4	5	6	7	8	9	10
	2003	2004	2005	2006	2007	2008	2009	2010	2011	2012
1. Prior.....										
2. 2003.....										
3. 2004.....	XXX									
4. 2005.....	XXX	XXX								
5. 2006.....	XXX	XXX	XX							
6. 2007.....	XXX	XXX	XX	XX						
7. 2008.....	XXX	XXX	XX	XXX	XXX					
8. 2009.....	XXX	XXX	XXX	XXX	XXX	XXX				
9. 2010.....	XXX	XXX	XXX	XXX	XXX	XXX	XXX			
10. 2011.....	XXX	XXX	XXX	XXX	XXX	XXX	XXX	XXX		
11. 2012.....	XXX	XXX	XXX	XXX	XXX	XXX	XXX	XXX	XXX	

**SCHEDULE P - PART 4B - PRIVATE PASSENGER AUTO LIABILITY/MEDICAL**

1. Prior.....	47	3	8	(2)	2		0	0		
2. 2003.....	158	41	63	15	10	3	0	0	0	
3. 2004.....	XXX	26	92	82	33	11	3	0	0	
4. 2005.....	XXX	XXX	93	26	73	15	4	1	0	0
5. 2006.....	XXX	XXX	XXX	40	103	62	3	4	1	0
6. 2007.....	XXX	XXX	XXX	XXX	12	5	2	0	0	0
7. 2008.....	XXX	XXX	XXX	XXX	XXX	122	55	11	4	2
8. 2009.....	XXX	XXX	XXX	XXX	XXX	XXX	461	108	69	19
9. 2010.....	XXX	XXX	XXX	XXX	XXX	XXX	XXX			
10. 2011.....	XXX	XXX	XXX	XXX	XXX	XXX	XXX	XXX		
11. 2012.....	XXX	XXX	XXX	XXX	XXX	XXX	XXX	XXX	XXX	

**SCHEDULE P - PART 4C - COMMERCIAL AUTO/TRUCK LIABILITY/MEDICAL**

1. Prior.....										
2. 2003.....										
3. 2004.....	XXX									
4. 2005.....	XXX	XXX								
5. 2006.....	XXX	XXX	XXX							
6. 2007.....	XXX	XXX	XX	XX						
7. 2008.....	XXX	XXX	XX	XX	XX					
8. 2009.....	XXX	XXX	XX	XX	XX	XX				
9. 2010.....	XXX	XXX	XX	XXX	XX	XX	XXX			
10. 2011.....	XXX	XXX	XXX	XXX	XXX	XXX	XXX	XXX		
11. 2012.....	XXX	XXX	XXX	XXX	XXX	XXX	XXX	XXX	XXX	

**SCHEDULE P - PART 4D - WORKERS' COMPENSATION  
(EXCLUDING EXCESS WORKERS' COMPENSATION)**

1. Prior.....										
2. 2003.....										
3. 2004.....	XXX									
4. 2005.....	XXX	XXX								
5. 2006.....	XXX	XXX	XXX							
6. 2007.....	XXX	XXX	XX	XX						
7. 2008.....	XXX	XXX	XX	XX	XX					
8. 2009.....	XXX	XXX	XX	XX	XX	XX				
9. 2010.....	XXX	XXX	XX	XXX	XX	XX	XXX			
10. 2011.....	XXX	XXX	XXX	XXX	XXX	XXX	XXX	XXX		
11. 2012.....	XXX	XXX	XXX	XXX	XXX	XXX	XXX	XXX	XXX	

**SCHEDULE P - PART 4E - COMMERCIAL MULTIPLE PERIL**

1. Prior.....										
2. 2003.....										
3. 2004.....	XXX									
4. 2005.....	XXX	XXX								
5. 2006.....	XXX	XXX	XXX							
6. 2007.....	XXX	XXX	XX	XX						
7. 2008.....	XXX	XXX	XX	XX	XX					
8. 2009.....	XXX	XXX	XX	XX	XX	XX				
9. 2010.....	XXX	XXX	XX	XXX	XX	XX	XXX			
10. 2011.....	XXX	XXX	XXX	XXX	XXX	XXX	XXX	XXX		
11. 2012.....	XXX	XXX	XXX	XXX	XXX	XXX	XXX	XXX	XXX	

Schedule P - Part 4F - Section 1 - Medical Professional Liability - Occurrence

**N O N E**

Schedule P - Part 4F - Section 2 - Medical Professional Liability - Claims-Made

**N O N E**

Schedule P - Part 4G - Special Liability

**N O N E**

Schedule P - Part 4H - Section 1 - Other Liability - Occurrence

**N O N E**

Schedule P - Part 4H - Section 2 - Other Liability - Claims-Made

**N O N E**

ANNUAL STATEMENT FOR THE YEAR 2012 OF THE Bristol West Casualty Insurance Company  
**SCHEDULE P - PART 4I - SPECIAL PROPERTY (FIRE, ALLIED LINES, INLAND MARINE, EARTHQUAKE, BURGLARY, AND THEFT)**

Years in Which Losses Were Incurred	BULK AND IBNR RESERVES ON NET LOSSES AND DEFENSE AND COST CONTAINMENT EXPENSES REPORTED AT YEAR END (\$000 OMITTED)									
	1	2	3	4	5	6	7	8	9	10
	2003	2004	2005	2006	2007	2008	2009	2010	2011	2012
1. Prior	XXX	XXX	XXX	XXX	XXX	XXX	XXX			
2. 2011	XXX	XXX	XXX	XXX	XXX	XXX	XXX	XXX		
3. 2012	XXX	XXX	XXX	XXX	XXX	XXX	XXX	XXX	XXX	

**SCHEDULE P - PART 4J - AUTO PHYSICAL DAMAGE**

1. Prior	XXX	XXX	XXX	XXX	XXX	XXX	XXX	(13)	(2)	(1)
2. 2011	XXX	XXX	XXX	XXX	XXX	XXX	XXX	XXX		
3. 2012	XXX	XXX	XXX	XXX	XXX	XXX	XXX	XXX	XXX	

**SCHEDULE P - PART 4K - FIDELITY/SURETY**

1. Prior	XXX	XXX	XXX	XXX	XXX	XXX	XXX			
2. 2011	XXX	XXX	XXX	XXX	XXX	XXX	XXX	XXX		
3. 2012	XXX	XXX	XXX	XXX	XXX	XXX	XXX	XXX	XXX	

**SCHEDULE P - PART 4L - OTHER (INCLUDING CREDIT, ACCIDENT AND HEALTH)**

1. Prior	XXX	XXX	XXX	XXX	XXX	XXX	XXX			
2. 2011	XXX	XXX	XXX	XXX	XXX	XXX	XXX	XXX		
3. 2012	XXX	XXX	XXX	XXX	XXX	XXX	XXX	XXX	XXX	

**SCHEDULE P - PART 4M - INTERNATIONAL**

1. Prior										
2. 2003										
3. 2004	XXX									
4. 2005	XXX	XXX								
5. 2006	XXX	XXX	XXX							
6. 2007	XXX	XXX	XXX	XXX						
7. 2008	XXX	XXX	XXX	XXX	XXX					
8. 2009	XXX	XXX	XXX	XXX	XXX	XXX				
9. 2010	XXX	XXX	XXX	XXX	XXX	XXX	XXX			
10. 2011	XXX	XXX	XXX	XXX	XXX	XXX	XXX	XXX		
11. 2012	XXX	XXX	XXX	XXX	XXX	XXX	XXX	XXX	XXX	

Schedule P - Part 4N - Reinsurance - Nonproportional Assumed Property

**N O N E**

Schedule P - Part 4O - Reinsurance - Nonproportional Assumed Liability

**N O N E**

Schedule P - Part 4P - Reinsurance - Nonproportional Assumed Financial Lines

**N O N E**

Schedule P - Part 4R - Section 1 - Products Liability - Occurrence

**N O N E**

Schedule P - Part 4R - Section 2 - Products Liability - Claims-Made

**N O N E**

Schedule P - Part 4S - Financial Guaranty/Mortgage Guaranty

**N O N E**

Schedule P - Part 4T - Warranty

**N O N E**

Schedule P - Part 5A - Homeowners/Farmowners - Section 1

**N O N E**

Schedule P - Part 5A - Homeowners/Farmowners - Section 2

**N O N E**

Schedule P - Part 5A - Homeowners/Farmowners - Section 3

**N O N E**

**ANNUAL STATEMENT FOR THE YEAR 2012 OF THE Bristol West Casualty Insurance Company**  
**SCHEDULE P - PART 5B - PRIVATE PASSENGER AUTO LIABILITY/MEDICAL**  
**SECTION 1**

Years in Which Premiums Were Earned and Losses Were Incurred	CUMULATIVE NUMBER OF CLAIMS CLOSED WITH LOSS PAYMENT DIRECT AND ASSUMED AT YEAR END									
	1	2	3	4	5	6	7	8	9	10
	2003	2004	2005	2006	2007	2008	2009	2010	2011	2012
1. Prior	190	14	9	3	17	1		1		
2. 2003	638	1,046	1,072	1,075	1,101	1,101	1,097	1,097	1,097	1,097
3. 2004	XXX	536	693	715	746	748	744	744	744	744
4. 2005	XXX	XXX	443	539	577	586	587	587	587	587
5. 2006	XXX	XXX	XXX	288	374	390	399	398	399	399
6. 2007	XXX	XXX	XXX	XXX	161	240	252	255	256	256
7. 2008	XXX	XXX	XXX	XXX	XXX	829	1,319	1,414	1,435	1,439
8. 2009	XXX	XXX	XXX	XXX	XXX	XXX	2,082	3,129	3,284	3,320
9. 2010	XXX	XXX	XXX	XXX	XXX	XXX	XXX	3,854	5,040	5,211
10. 2011	XXX	XXX	XXX	XXX	XXX	XXX	XXX	XXX	3,484	4,367
11. 2012	XXX	XXX	XXX	XXX	XXX	XXX	XXX	XXX	XXX	2,551

**SECTION 2**

Years in Which Premiums Were Earned and Losses Were Incurred	NUMBER OF CLAIMS OUTSTANDING DIRECT AND ASSUMED AT YEAR END									
	1	2	3	4	5	6	7	8	9	10
	2003	2004	2005	2006	2007	2008	2009	2010	2011	2012
1. Prior	46	14	6	4	2	1	1			
2. 2003	313	47	25	5						
3. 2004	XXX	170	46	12	2					
4. 2005	XXX	XXX	132	36	9	4				
5. 2006	XXX	XXX	XXX	97	24	12	2	1		
6. 2007	XXX	XXX	XXX	XXX	91	12	5	1	1	
7. 2008	XXX	XXX	XXX	XXX	XXX	564	116	36	16	8
8. 2009	XXX	XXX	XXX	XXX	XXX	XXX	831	200	74	44
9. 2010	XXX	XXX	XXX	XXX	XXX	XXX	XXX	985	291	149
10. 2011	XXX	XXX	XXX	XXX	XXX	XXX	XXX	XXX	703	223
11. 2012	XXX	XXX	XXX	XXX	XXX	XXX	XXX	XXX	XXX	756

**SECTION 3**

Years in Which Premiums Were Earned and Losses Were Incurred	CUMULATIVE NUMBER OF CLAIMS REPORTED DIRECT AND ASSUMED AT YEAR END									
	1	2	3	4	5	6	7	8	9	10
	2003	2004	2005	2006	2007	2008	2009	2010	2011	2012
1. Prior	69	20	13	4	18					
2. 2003	1,509	1,793	1,797	1,797	1,818	1,818	1,812	1,812	1,812	1,812
3. 2004	XXX	1,066	1,129	1,129	1,159	1,159	1,155	1,155	1,155	1,155
4. 2005	XXX	XXX	856	873	895	897	894	894	894	894
5. 2006	XXX	XXX	XXX	540	587	598	598	598	598	598
6. 2007	XXX	XXX	XXX	XXX	377	410	415	416	416	416
7. 2008	XXX	XXX	XXX	XXX	XXX	2,060	2,268	2,287	2,291	2,292
8. 2009	XXX	XXX	XXX	XXX	XXX	XXX	4,466	5,088	5,129	5,139
9. 2010	XXX	XXX	XXX	XXX	XXX	XXX	XXX	6,515	7,235	7,307
10. 2011	XXX	XXX	XXX	XXX	XXX	XXX	XXX	XXX	5,588	6,148
11. 2012	XXX	XXX	XXX	XXX	XXX	XXX	XXX	XXX	XXX	4,639

Schedule P - Part 5C - Commercial Auto/Truck Liability/Medical - Section 1

**N O N E**

Schedule P - Part 5C - Commercial Auto/Truck Liability/Medical - Section 2

**N O N E**

Schedule P - Part 5C - Commercial Auto/Truck Liability/Medical - Section 3

**N O N E**

Schedule P - Part 5D - Workers' Compensation (Excluding Excess Workers' Compensation) - Section

1

**N O N E**

Schedule P - Part 5D - Workers' Compensation (Excluding Excess Workers' Compensation) - Section

2

**N O N E**

Schedule P - Part 5D - Workers' Compensation (Excluding Excess Workers' Compensation) - Section

3

**N O N E**

Schedule P - Part 5E - Commercial Multiple Peril - Section 1

**N O N E**

Schedule P - Part 5E - Commercial Multiple Peril - Section 2

**N O N E**

Schedule P - Part 5E - Commercial Multiple Peril - Section 3

**N O N E**

Schedule P - Part 5F - Medical Professional Liability - Occurrence - Section 1A

**N O N E**

Schedule P - Part 5F - Medical Professional Liability - Occurrence - Section 2A

**N O N E**

Schedule P - Part 5F - Medical Professional Liability - Occurrence - Section 3A

**N O N E**

Schedule P - Part 5F - Medical Professional Liability - Claims-Made - Section 1B

**N O N E**

Schedule P - Part 5F - Medical Professional Liability - Claims-Made - Section 2B

**N O N E**

Schedule P - Part 5F - Medical Professional Liability - Claims-Made - Section 3B

**NONE**

Schedule P - Part 5H - Other Liability - Occurrence - Section 1A

**NONE**

Schedule P - Part 5H - Other Liability - Occurrence - Section 2A

**NONE**

Schedule P - Part 5H - Other Liability - Occurrence - Section 3A

**NONE**

Schedule P - Part 5H - Other Liability - Claims-Made - Section 1B

**NONE**

Schedule P - Part 5H - Other Liability - Claims-Made - Section 2B

**NONE**

Schedule P - Part 5H - Other Liability - Claims-Made - Section 3B

**NONE**

Schedule P - Part 5R - Products Liability - Occurrence - Section 1A

**NONE**

Schedule P - Part 5R - Products Liability - Occurrence - Section 2A

**NONE**

Schedule P - Part 5R - Products Liability - Occurrence - Section 3A

**NONE**

Schedule P - Part 5R - Products Liability - Claims-Made - Section 1B

**NONE**

Schedule P - Part 5R - Products Liability - Claims-Made - Section 2B

**NONE**

Schedule P - Part 5R - Products Liability - Claims-Made - Section 3B

**NONE**

Schedule P - Part 5T - Warranty - Section 1

**NONE**

Schedule P - Part 5T - Warranty - Section 2

**N O N E**

Schedule P - Part 5T - Warranty - Section 3

**N O N E**

Schedule P - Part 6C - Commercial Auto/Truck Liability/Medical - Section 1

**N O N E**

Schedule P - Part 6C - Commercial Auto/Truck Liability/Medical - Section 2

**N O N E**

Schedule P - Part 6D - Workers' Compensation (Excluding Excess Workers' Compensation) - Section

1

**N O N E**

Schedule P - Part 6D - Workers' Compensation (Excluding Excess Workers' Compensation) - Section

2

**N O N E**

Schedule P - Part 6E - Commercial Multiple Peril - Section 1

**N O N E**

Schedule P - Part 6E - Commercial Multiple Peril - Section 2

**N O N E**

Schedule P - Part 6H - Other Liability - Occurrence - Section 1A

**N O N E**

Schedule P - Part 6H - Other Liability - Occurrence - Section 2A

**N O N E**

Schedule P - Part 6H - Other Liability - Claims-Made - Section 1B

**N O N E**

Schedule P - Part 6H - Other Liability - Claims-Made - Section 2B

**N O N E**

Schedule P - Part 6M - International - Section 1

**N O N E**

Schedule P - Part 6M - International - Section 2

**N O N E**

Schedule P - Part 6N- Reinsurance A - Nonproportional Assumed Property - Section 1

**N O N E**

Schedule P - Part 6N- Reinsurance A - Nonproportional Assumed Property - Section 2

**N O N E**

Schedule P - Part 6O - Reinsurance B - Nonproportional Liability - Section 1

**N O N E**

Schedule P - Part 6O - Reinsurance B - Nonproportional Assumed Liability - Section 2

**N O N E**

Schedule P - Part 6R - Products Liability - Occurrence - Section 1A

**N O N E**

Schedule P - Part 6R - Products Liability - Occurrence - Section 2A

**N O N E**

Schedule P - Part 6R - Products Liability - Claims-Made - Section 1B

**N O N E**

Schedule P - Part 6R - Products Liability - Claims-Made - Section 2B

**N O N E**

Schedule P - Part 7A - Section 1 - Primary Loss Sensitive Contracts

**N O N E**

Schedule P - Part 7A - Section 2 - Primary Loss Sensitive Contracts

**N O N E**

Schedule P - Part 7A - Section 3 - Primary Loss Sensitive Contracts

**N O N E**

Schedule P - Part 7A - Section 4 - Primary Loss Sensitive Contracts

**N O N E**

Schedule P - Part 7A - Section 5 - Primary Loss Sensitive Contracts

**N O N E**

Schedule P - Part 7B - Section 1 - Reinsurance Loss Sensitive Contracts

**N O N E**

Schedule P - Part 7B - Section 2 - Reinsurance Loss Sensitive Contracts

**N O N E**

Schedule P - Part 7B - Section 3 - Reinsurance Loss Sensitive Contracts

**N O N E**

Schedule P - Part 7B - Section 4 - Reinsurance Loss Sensitive Contracts

**N O N E**

Schedule P - Part 7B - Section 5 - Reinsurance Loss Sensitive Contracts

**N O N E**

Schedule P - Part 7B - Section 6 - Reinsurance Loss Sensitive Contracts

**N O N E**

Schedule P - Part 7B - Section 7 - Reinsurance Loss Sensitive Contracts

**N O N E**

**SCHEDULE P INTERROGATORIES**

1. The following questions relate to yet-to-be-issued Extended Reporting Endorsements (EREs) arising from Death, Disability, or Retirement (DDR) provisions in Medical Professional Liability Claims Made insurance policies. EREs provided for reasons other than DDR are not to be included.
- 1.1 Does the company issue Medical Professional Liability Claims Made insurance policies that provide tail (also known as an extended reporting endorsement, or "ERE") benefits in the event of Death, Disability, or Retirement (DDR) at a reduced charge or at no additional cost? ..... Yes [ ] No [ X ]  
 If the answer to question 1.1 is "no", leave the following questions blank. If the answer to question 1.1 is "yes", please answer the following questions:
- 1.2 What is the total amount of the reserve for that provision (DDR Reserve), as reported, explicitly or not, elsewhere in this statement (in dollars)? ..... \$ .....
- 1.3 Does the company report any DDR reserve as Unearned Premium Reserve per SSAP #65? ..... Yes [ ] No [ ]
- 1.4 Does the company report any DDR reserve as loss or loss adjustment expense reserve? ..... Yes [ ] No [ ]
- 1.5 If the company reports DDR reserve as Unearned Premium Reserve, does that amount match the figure on the Underwriting and Investment Exhibit, Part 1A – Recapitulation of all Premiums (Page 7) Column 2, Lines 11.1 plus 11.2? ..... Yes [ ] No [ ] N/A [ X ]
- 1.6 If the company reports DDR reserve as loss or loss adjustment expense reserve, please complete the following table corresponding to where these reserves are reported in Schedule P:

Years in Which Premiums Were Earned and Losses Were Incurred	DDR Reserve Included in Schedule P, Part 1F, Medical Professional Liability Column 24: Total Net Losses and Expenses Unpaid	
	1 Section 1: Occurrence	2 Section 2: Claims-Made
1.601 Prior .....		
1.602 2003 .....		
1.603 2004 .....		
1.604 2005 .....		
1.605 2006 .....		
1.606 2007 .....		
1.607 2008 .....		
1.608 2009 .....		
1.609 2010 .....		
1.610 2011 .....		
1.611 2012 .....		
1.612 Totals		

2. The definition of allocated loss adjustment expenses (ALAE) and, therefore, unallocated loss adjustment expenses (ULAE) was changed effective January 1, 1998. This change in definition applies to both paid and unpaid expenses. Are these expenses (now reported as "Defense and Cost Containment" and "Adjusting and Other") reported in compliance with these definitions in this statement? ..... Yes [ X ] No [ ]
3. The Adjusting and Other expense payments and reserves should be allocated to the years in which the losses were incurred based on the number of claims reported, closed and outstanding in those years. When allocating Adjusting and Other expense between companies in a group or a pool, the Adjusting and Other expense should be allocated in the same percentage used for the loss amounts and the claim counts. For reinsurers, Adjusting and Other expense assumed should be reported according to the reinsurance contract. For Adjusting and Other expense incurred by reinsurers, or in those situations where suitable claim count information is not available, Adjusting and Other expense should be allocated by a reasonable method determined by the company and described in Interrogatory 7, below. Are they so reported in this Statement? ..... Yes [ ] No [ X ]
4. Do any lines in Schedule P include reserves that are reported gross of any discount to present value of future payments, and that are reported net of such discounts on Page 10? ..... Yes [ ] No [ X ]

If yes, proper disclosure must be made in the Notes to Financial Statements, as specified in the Instructions. Also, the discounts must be reported in Schedule P - Part 1, Columns 32 and 33. Schedule P must be completed gross of non-tabular discounting. Work papers relating to discount calculations must be available for examination upon request.  
 Discounting is allowed only if expressly permitted by the state insurance department to which this Annual Statement is being filed.

5. What were the net premiums in force at the end of the year for:  
 (in thousands of dollars) 5.1 Fidelity .....  
 5.2 Surety .....

6. Claim count information is reported per claim or per claimant (Indicate which) ..... per claimant.....  
 If not the same in all years, explain in Interrogatory 7.
- 7.1 The information provided in Schedule P will be used by many persons to estimate the adequacy of the current loss and expense reserves, among other things. Are there any especially significant events, coverage, retention or accounting changes that have occurred that must be considered when making such analyses? ..... Yes [ ] No [ X ]
- 7.2 (An extended statement may be attached.)  
 .....

**SCHEDULE T - PART 2  
INTERSTATE COMPACT - EXHIBIT OF PREMIUMS WRITTEN**

Allocated by States and Territories

States, Etc.	Direct Business Only					Totals
	1 Life (Group and Individual)	2 Annuities (Group and Individual)	3 Disability Income (Group and Individual)	4 Long-Term Care (Group and Individual)	5 Deposit-Type Contracts	
1. Alabama	AL					
2. Alaska	AK					
3. Arizona	AZ					
4. Arkansas	AR					
5. California	CA					
6. Colorado	CO					
7. Connecticut	CT					
8. Delaware	DE					
9. District of Columbia	DC					
10. Florida	FL					
11. Georgia	GA					
12. Hawaii	HI					
13. Idaho	ID					
14. Illinois	IL					
15. Indiana	IN					
16. Iowa	IA					
17. Kansas	KS					
18. Kentucky	KY					
19. Louisiana	LA					
20. Maine	ME					
21. Maryland	MD					
22. Massachusetts	MA					
23. Michigan	MI					
24. Minnesota	MN					
25. Mississippi	MS					
26. Missouri	MO					
27. Montana	MT					
28. Nebraska	NE					
29. Nevada	NV					
30. New Hampshire	NH					
31. New Jersey	NJ					
32. New Mexico	NM					
33. New York	NY					
34. North Carolina	NC					
35. North Dakota	ND					
36. Ohio	OH					
37. Oklahoma	OK					
38. Oregon	OR					
39. Pennsylvania	PA					
40. Rhode Island	RI					
41. South Carolina	SC					
42. South Dakota	SD					
43. Tennessee	TN					
44. Texas	TX					
45. Utah	UT					
46. Vermont	VT					
47. Virginia	VA					
48. Washington	WA					
49. West Virginia	WV					
50. Wisconsin	WI					
51. Wyoming	WY					
52. American Samoa	AS					
53. Guam	GU					
54. Puerto Rico	PR					
55. U.S. Virgin Islands	VI					
56. Northern Mariana Islands	MP					
57. Canada	CAN					
58. Aggregate Other Alien	OT					
59. Total						

**NONE**

ANNUAL STATEMENT FOR THE YEAR 2012 OF THE Bristol West Casualty Insurance Company

**SCHEDULE Y**

**PART 1A - DETAIL OF INSURANCE HOLDING COMPANY SYSTEM**

1	2	3	4	5	6	7	8	9	10	11	12	13	14	15
Group Code	Group Name	NAIC Company Code	Federal ID Number	Federal RSSD	CIK	Name of Securities Exchange if Publicly Traded (U.S. or International)	Names of Parent, Subsidiaries Or Affiliates	Domiciliary Location	Relationship to Reporting Entity	Directly Controlled by (Name of Entity/Person)	Type of Control (Ownership, Board, Management, Attorney-in-Fact, Influence, Other)	If Control is Ownership Provide Percentage	Ultimate Controlling Entity(ies)/Person(s)	*
		.00000					17-40 Direct Limited	GBR	OTH	Endsleigh Insurance Services Limited	Ownership	100.000	Zurich Insurance Group Ltd.	13
		.00000	95-4723863				20th Century Insurance Services, Inc.	US	NIA	21st Century Insurance Group	Ownership	100.000	Farmers Insurance Exchange	
.0212	Farmers Insurance Group	.25232	22-3398993				21st Century Advantage Insurance Company	US	IA	21st Century North America Insurance Company	Ownership	100.000	Farmers Insurance Exchange	
.0212	Farmers Insurance Group	.44245	13-3551577				21st Century Assurance Company	US	IA	Farmers Insurance Exchange	Ownership	80.000	Farmers Insurance Exchange	
.0212	Farmers Insurance Group	.44245	13-3551577				21st Century Assurance Company	US	IA	Fire Insurance Exchange	Ownership	10.000	Farmers Insurance Exchange	
.0212	Farmers Insurance Group	.44245	13-3551577				21st Century Assurance Company	US	IA	Truck Insurance Exchange	Ownership	10.000	Farmers Insurance Exchange	
.0212	Farmers Insurance Group	.10184	22-3337475				21st Century Auto Insurance Company of New Jersey	US	IA	21st Century Centennial Insurance Company	Ownership	100.000	Farmers Insurance Exchange	
.0212	Farmers Insurance Group	.36404	95-4136306				21st Century Casualty Company	US	IA	21st Century Insurance Group	Ownership	100.000	Farmers Insurance Exchange	
.0212	Farmers Insurance Group	.34789	23-2044095				21st Century Centennial Insurance Company	US	IA	Farmers Insurance Exchange	Ownership	80.000	Farmers Insurance Exchange	
.0212	Farmers Insurance Group	.34789	23-2044095				21st Century Centennial Insurance Company	US	IA	Fire Insurance Exchange	Ownership	10.000	Farmers Insurance Exchange	
.0212	Farmers Insurance Group	.34789	23-2044095				21st Century Centennial Insurance Company	US	IA	Truck Insurance Exchange	Ownership	10.000	Farmers Insurance Exchange	
.0212	Farmers Insurance Group	.43974	13-1967524				21st Century Indemnity Insurance Company	US	IA	21st Century Premier Insurance Company	Ownership	100.000	Farmers Insurance Exchange	
		.00000	51-0283170				21st Century Insurance and Financial Services, Inc.	US	NIA	Farmers Insurance Exchange	Ownership	80.000	Farmers Insurance Exchange	
		.00000	51-0283170				21st Century Insurance and Financial Services, Inc.	US	NIA	Fire Insurance Exchange	Ownership	10.000	Farmers Insurance Exchange	
		.00000	51-0283170				21st Century Insurance and Financial Services, Inc.	US	NIA	Truck Insurance Exchange	Ownership	10.000	Farmers Insurance Exchange	
.0212	Farmers Insurance Group	.12963	95-2565072				21st Century Insurance Company	US	IA	21st Century Insurance Group	Ownership	100.000	Farmers Insurance Exchange	
.0212	Farmers Insurance Group	.10245	86-0812982				21st Century Insurance Company of the Southwest	US	IA	21st Century Insurance Group	Ownership	100.000	Farmers Insurance Exchange	
		.00000	95-1935264				21st Century Insurance Group	US	NIA	Farmers Insurance Exchange	Ownership	80.000	Farmers Insurance Exchange	
		.00000	95-1935264				21st Century Insurance Group	US	NIA	Fire Insurance Exchange	Ownership	10.000	Farmers Insurance Exchange	
		.00000	95-1935264				21st Century Insurance Group	US	NIA	Truck Insurance Exchange	Ownership	10.000	Farmers Insurance Exchange	
.0212	Farmers Insurance Group	.36587	13-3801089				21st Century National Insurance Company	US	IA	21st Century Security Insurance Company	Ownership	100.000	Farmers Insurance Exchange	
.0212	Farmers Insurance Group	.32220	13-3333609				21st Century North America Insurance Company	US	IA	Farmers Insurance Exchange	Ownership	80.000	Farmers Insurance Exchange	
.0212	Farmers Insurance Group	.32220	13-3333609				21st Century North America Insurance Company	US	IA	Fire Insurance Exchange	Ownership	10.000	Farmers Insurance Exchange	
.0212	Farmers Insurance Group	.32220	13-3333609				21st Century North America Insurance Company	US	IA	Truck Insurance Exchange	Ownership	10.000	Farmers Insurance Exchange	
.0212	Farmers Insurance Group	.23795	02-0226203				21st Century Pacific Insurance Company	US	IA	Farmers Insurance Exchange	Ownership	80.000	Farmers Insurance Exchange	
.0212	Farmers Insurance Group	.23795	02-0226203				21st Century Pacific Insurance Company	US	IA	Fire Insurance Exchange	Ownership	10.000	Farmers Insurance Exchange	
.0212	Farmers Insurance Group	.23795	02-0226203				21st Century Pacific Insurance Company	US	IA	Truck Insurance Exchange	Ownership	10.000	Farmers Insurance Exchange	
.0212	Farmers Insurance Group	.10710	13-3922232				21st Century Pinnacle Insurance Company	US	IA	21st Century North America Insurance Company	Ownership	100.000	Farmers Insurance Exchange	
.0212	Farmers Insurance Group	.22225	95-2743473				21st Century Preferred Insurance Company	US	IA	21st Century Centennial Insurance Company	Ownership	100.000	Farmers Insurance Exchange	
.0212	Farmers Insurance Group	.20796	22-1721971				21st Century Premier Insurance Company	US	IA	21st Century Centennial Insurance Company	Ownership	100.000	Farmers Insurance Exchange	
.0212	Farmers Insurance Group	.23833	02-0227294				21st Century Security Insurance Company	US	IA	Farmers Insurance Exchange	Ownership	80.000	Farmers Insurance Exchange	
.0212	Farmers Insurance Group	.23833	02-0227294				21st Century Security Insurance Company	US	IA	Fire Insurance Exchange	Ownership	10.000	Farmers Insurance Exchange	
.0212	Farmers Insurance Group	.23833	02-0227294				21st Century Security Insurance Company	US	IA	Truck Insurance Exchange	Ownership	10.000	Farmers Insurance Exchange	
.0212	Farmers Insurance Group	.43761	95-4232263				21st Century Superior Insurance Company	US	IA	21st Century North America Insurance Company	Ownership	100.000	Farmers Insurance Exchange	
		.00000					2Plan Group Limited	GBR	OTH	Openwork Independent Solutions Limited	Ownership	100.000	Zurich Insurance Group Ltd.	13
		.00000					2Plan Limited	GBR	OTH	Openwork Independent Solutions Limited	Ownership	100.000	Zurich Insurance Group Ltd.	13
		.00000					2Plan Wealth Management Limited	GBR	OTH	Openwork Independent Solutions Limited	Ownership	100.000	Zurich Insurance Group Ltd.	13
		.00000	99-0215429				50th State Risk Management Services, Inc.	US	NIA	Hawaii Insurance Consultants, Ltd.	Ownership	100.000	Farmers Insurance Exchange	

ANNUAL STATEMENT FOR THE YEAR 2012 OF THE Bristol West Casualty Insurance Company

**SCHEDULE Y**

**PART 1A - DETAIL OF INSURANCE HOLDING COMPANY SYSTEM**

1	2	3	4	5	6	7	8	9	10	11	12	13	14	15
Group Code	Group Name	NAIC Company Code	Federal ID Number	Federal RSSD	CIK	Name of Securities Exchange if Publicly Traded (U.S. or International)	Names of Parent, Subsidiaries Or Affiliates	Domiciliary Location	Relationship to Reporting Entity	Directly Controlled by (Name of Entity/Person)	Type of Control (Ownership, Board, Management, Attorney-in-Fact, Influence, Other)	If Control is Ownership Provide Percentage	Ultimate Controlling Entity(ies)/Person(s)	*
		.00000					Access Franchise Management Limited	GBR	OTH	Zurich Assurance Ltd	Ownership	100.000	Zurich Insurance Group Ltd.	13
		.00000					ACN 000 141 051 Ltd.	AUS	OTH	Zurich Financial Services Australia Limited	Ownership	100.000	Zurich Insurance Group Ltd.	13
		.00000					Activita Care Management AG	CHE	OTH	Zurich Versicherungs-Gesellschaft AG	Ownership	30.000	Zurich Insurance Group Ltd.	13
		.00000					ADAC Autoversicherung AG	DEU	OTH	Zurich Beteiligungs-Aktiengesellschaft (Deutschland)	Ownership	51.000	Zurich Insurance Group Ltd.	13
		.00000					Adjuvantz Inc.	CAN	OTH	World Travel Protection Canada Inc.	Ownership	100.000	Zurich Insurance Group Ltd.	13
		.00000					Afterland Limited	GBR	OTH	Zurich Assurance Ltd	Ownership	100.000	Zurich Insurance Group Ltd.	13
		.00000					AG Haus der Wirtschaft	CHE	OTH	Zurich Versicherungs-Gesellschaft AG	Ownership	8.163	Zurich Insurance Group Ltd.	13
		.00000					AIDE Asistencia Seguros y Reaseguros, S.A. - Sociedad Uniper	ESP	OTH	Zurich Insurance plc, Sucursal en Espana	Ownership	100.000	Zurich Insurance Group Ltd.	13
		.00000					Albert Road 1 UK Limited	GBR	OTH	Zurich Assurance Ltd	Ownership	100.000	Zurich Insurance Group Ltd.	13
		.00000					Albert Road 2 UK Limited	GBR	OTH	Zurich Assurance Ltd	Ownership	100.000	Zurich Insurance Group Ltd.	13
		.00000					Allied Dunbar (Staff Pension Plan) Trustee Limited	GBR	OTH	Allied Dunbar Assurance plc	Ownership	100.000	Zurich Insurance Group Ltd.	13
		.00000					Allied Dunbar Asset Management plc	GBR	OTH	Allied Dunbar Assurance plc	Ownership	99.999	Zurich Insurance Group Ltd.	13
		.00000					Allied Dunbar Asset Management plc	GBR	OTH	Zurich Trustee Company (UK) Limited	Ownership	0.001	Zurich Insurance Group Ltd.	13
		.00000					Allied Dunbar Assurance plc	GBR	OTH	Zurich Financial Services (UKISA) Limited	Ownership	100.000	Zurich Insurance Group Ltd.	13
		.00000					Allied Dunbar Financial Services Limited	GBR	OTH	Allied Dunbar Assurance plc	Ownership	100.000	Zurich Insurance Group Ltd.	13
		.00000					Allied Dunbar Healthcare Marketing Limited	GBR	OTH	Allied Dunbar Assurance plc	Ownership	100.000	Zurich Insurance Group Ltd.	13
		.00000					Allied Dunbar International Fund Managers Limited	GBR	OTH	Allied Dunbar Assurance plc	Ownership	100.000	Zurich Insurance Group Ltd.	13
		.00000					Allied Dunbar International Nominees Limited	GBR	OTH	Zurich Versicherungs-Gesellschaft AG	Ownership	100.000	Zurich Insurance Group Ltd.	13
		.00000					Allied Dunbar Property Services Limited	GBR	OTH	Allied Dunbar International Fund Managers Limited	Ownership	100.000	Zurich Insurance Group Ltd.	13
		.00000					Allied Dunbar Provident plc	GBR	OTH	Allied Dunbar Assurance plc	Ownership	100.000	Zurich Insurance Group Ltd.	13
		.00000					Allied Dunbar Provident plc	GBR	OTH	Allied Dunbar Assurance plc	Ownership	100.000	Zurich Insurance Group Ltd.	13
		.00000					Allied Zurich Holdings Limited	JEY	OTH	Zurich Trustee Company (UK) Limited	Ownership	100.000	Zurich Insurance Group Ltd.	13
		.00000					Allied Zurich Limited	GBR	OTH	Zurich Versicherungs-Gesellschaft AG	Ownership	100.000	Zurich Insurance Group Ltd.	13
.0212	Zurich U.S. Insurance Pool Group	26247	36-6071400				American Guarantee and Liability Insurance Company	US	OTH	Zurich Insurance Group Ltd.	Ownership	100.000	Zurich Insurance Group Ltd.	13
.0212	Farmers Insurance Group	10805	13-3953213				American Pacific Insurance Company, Inc.	US	IA	Farmers Insurance Hawaii, Inc.	Ownership	100.000	Farmers Insurance Exchange	
.0212	Zurich U.S. Insurance Pool Group	40142	36-3141762				American Zurich Insurance Company	US	OTH	Steadfast Insurance Company	Ownership	100.000	Zurich Insurance Group Ltd.	13
		.00000					Anglo American Insurance Company Limited	GBR	OTH	Anglo American Insurance Group (UK) Limited	Ownership		Zurich Insurance Group Ltd.	13
		.00000					Anglo American Insurance Company Limited	GBR	OTH	Anglo American Insurance Holdings Limited	Ownership	100.000	Zurich Insurance Group Ltd.	13
		.00000					Anglo American Insurance Group (UK) Limited	GBR	OTH	CMSH Limited	Ownership	100.000	Zurich Insurance Group Ltd.	13
		.00000					Anglo American Insurance Holdings Limited	GBR	OTH	Anglo American Insurance Group (UK) Limited	Ownership	100.000	Zurich Insurance Group Ltd.	13
		.00000	59-2029544				Apex Adjustment Bureau, Inc.	US	NIA	Bristol West Holdings, Inc.	Ownership	100.000	Farmers Insurance Exchange	
		.00000					Aquarius Underwriting Managers (Pty) Ltd	ZAF	OTH	Zurich Insurance Company South Africa Limited	Ownership	30.000	Zurich Insurance Group Ltd.	13
		.00000					Ashdale Land and Property Company Limited	GBR	OTH	Zurich Insurance plc	Ownership	100.000	Zurich Insurance Group Ltd.	13
		.00000					Associated Marine Insurers Agents Pty. Limited	AUS	OTH	Zurich Financial Services Australia Limited	Ownership	100.000	Zurich Insurance Group Ltd.	13
.0212	Zurich U.S. Insurance Pool Group	19305	13-6081895				Assurance Company of America	US	OTH	Maryland Casualty Company	Ownership	100.000	Zurich Insurance Group Ltd.	13

ANNUAL STATEMENT FOR THE YEAR 2012 OF THE Bristol West Casualty Insurance Company

**SCHEDULE Y**

**PART 1A - DETAIL OF INSURANCE HOLDING COMPANY SYSTEM**

1	2	3	4	5	6	7	8	9	10	11	12	13	14	15
Group Code	Group Name	NAIC Company Code	Federal ID Number	Federal RSSD	CIK	Name of Securities Exchange if Publicly Traded (U.S. or International)	Names of Parent, Subsidiaries Or Affiliates	Domiciliary Location	Relationship to Reporting Entity	Directly Controlled by (Name of Entity/Person)	Type of Control (Ownership, Board, Management, Attorney-in-Fact, Influence, Other)	If Control is Ownership Provide Percentage	Ultimate Controlling Entity(ies)/Person(s)	*
		.00000					Baden-Badener Versicherung Aktiengesellschaft	DEU	OTH	Zurich Beteiligungs-Aktiengesellschaft (Deutschland)	Ownership	100.000	Zurich Insurance Group Ltd.	13
		.00000					Ballykilliane Holdings Limited	IRL	OTH	Zurich Insurance plc	Ownership	100.000	Zurich Insurance Group Ltd.	13
		.00000					Bansabadell Pensiones, E.G.F.P, S.A.	ESP	OTH	Zurich Vida, Compania de Seguros y Reaseguros, S.A. - Socied	Ownership	50.000	Zurich Insurance Group Ltd.	13
		.00000					Bansabadell Seguros Generales, S.A. de Seguros y Reaseguros	ESP	OTH	Zurich Versicherungs-Gesellschaft AG	Ownership	50.000	Zurich Insurance Group Ltd.	13
		.00000					Bansabadell Vida S.A. de Seguros y Reaseguros	ESP	OTH	Zurich Vida, Compania de Seguros y Reaseguros, S.A. - Socied	Ownership	50.000	Zurich Insurance Group Ltd.	13
		.00000	65-0221990				Bayview Adjustment Bureau, Inc.	US	NIA	Bristol West Holdings, Inc.	Ownership	100.000	Farmers Insurance Exchange	
		.00000					Benefit Finance Partners, L.L.C.	US	OTH	Zurich Benefit Finance LLC	Ownership	50.000	Zurich Insurance Group Ltd.	13
		.00000	13-4097988				BFP Securities LLC	US	OTH	Benefit Finance Partners, L.L.C.	Ownership	100.000	Zurich Insurance Group Ltd.	13
		.00000					Bizerba GmbH & Co. KG	DEU	OTH	Zurich Deutscher Herold Lebensversicherung Aktiengesellschaft	Ownership	10.000	Zurich Insurance Group Ltd.	13
		.00000					Bonner Akademie Gesellschaft fur DV- und Management-Training	DEU	OTH	Zurich Beteiligungs-Aktiengesellschaft (Deutschland)	Ownership	100.000	Zurich Insurance Group Ltd.	13
		.00000					Bonnfinanz Aktiengesellschaft fur Vermögensberatung und Verm	DEU	OTH	Deutscher Herold Aktiengesellschaft	Ownership	100.000	Zurich Insurance Group Ltd.	13
		.00000					Bonus Pensionskassen Aktiengesellschaft	AUT	OTH	Zurich Versicherungs-Aktiengesellschaft	Ownership	87.500	Zurich Insurance Group Ltd.	13
		.00000					BONUS Vorsorgekasse AG	AUT	OTH	Zurich Versicherungs-Aktiengesellschaft	Ownership	50.000	Zurich Insurance Group Ltd.	13
		.00000					Bristlecourt Limited	GBR	OTH	Zurich Assurance Ltd	Ownership	100.000	Zurich Insurance Group Ltd.	13
.0212	Farmers Insurance Group	.11034	34-1893500				Bristol West Casualty Insurance Company	US	UIP	Coast National Insurance Company	Ownership	100.000	Farmers Insurance Exchange	
		.00000	13-3994449				Bristol West Holdings, Inc.	US	UIP	Farmers Insurance Exchange	Ownership	42.000	Farmers Insurance Exchange	
		.00000	13-3994449				Bristol West Holdings, Inc.	US	UIP	Fire Insurance Exchange	Ownership	3.750	Farmers Insurance Exchange	
		.00000	13-3994449				Bristol West Holdings, Inc.	US	UIP	Truck Insurance Exchange	Ownership	6.750	Farmers Insurance Exchange	
		.00000	13-3994449				Bristol West Holdings, Inc.	US	UIP	Mid-Century Insurance Company	Ownership	47.500	Farmers Insurance Exchange	
.0212	Farmers Insurance Group	.19658	38-1865162				Bristol West Insurance Company	US	IA	Coast National Insurance Company	Ownership	100.000	Farmers Insurance Exchange	
		.00000	65-0880876				Bristol West Insurance Services of California, Inc.	US	NIA	Bristol West Holdings, Inc.	Ownership	100.000	Farmers Insurance Exchange	
		.00000	65-0956634				Bristol West Insurance Services of Georgia, Inc.	US	NIA	Bristol West Holdings, Inc.	Ownership	100.000	Farmers Insurance Exchange	
		.00000	65-0935354				Bristol West Insurance Services of Pennsylvania, Inc.	US	NIA	Bristol West Holdings, Inc.	Ownership	100.000	Farmers Insurance Exchange	
		.00000	75-2791620				Bristol West Insurance Services of Texas, Inc.	US	NIA	Bristol West Holdings, Inc.	Ownership	100.000	Farmers Insurance Exchange	
		.00000	65-0616769				Bristol West Insurance Services Inc., of Florida	US	NIA	Bristol West Holdings, Inc.	Ownership	100.000	Farmers Insurance Exchange	
.0212	Farmers Insurance Group	.12774	86-1174452				Bristol West Preferred Insurance Company	US	IA	Bristol West Holdings, Inc.	Ownership	100.000	Farmers Insurance Exchange	
		.00000	65-0919338				BWIS of Nevada, Inc.	US	NIA	Bristol West Holdings, Inc.	Ownership	100.000	Farmers Insurance Exchange	
		.00000					CAN Seguros Generales SA	ESP	OTH	Zurich Versicherungs-Gesellschaft AG	Ownership	50.000	Zurich Insurance Group Ltd.	13
		.00000					Cayley Aviation Ltd.	BMU	OTH	Zurich Insurance Company Ltd, Bermuda Branch	Ownership	100.000	Zurich Insurance Group Ltd.	13
		.00000					Centre Financial Services Holdings Limited	BMU	OTH	Centre Group Holdings Limited	Ownership	100.000	Zurich Insurance Group Ltd.	13
		.00000	13-4038482				Centre Group Holdings (U.S.) Limited	US	OTH	Centre Solutions (Bermuda) Limited	Ownership	100.000	Zurich Insurance Group Ltd.	13
		.00000					Centre Group Holdings Limited	BMU	OTH	CMSH Limited	Ownership	100.000	Zurich Insurance Group Ltd.	13
.0212	CMSH Limited Group	.34649	13-2653231				Centre Insurance Company	US	OTH	Centre Solutions (U.S.) Limited	Ownership	100.000	Zurich Insurance Group Ltd.	13
		.00000					Centre Insurance International Company	IRL	OTH	Centre Solutions (Bermuda) Limited	Ownership	100.000	Zurich Insurance Group Ltd.	13
		.00000					Centre Kate Inc. 1	US	OTH	Zurich Structured Finance, Inc.	Ownership	100.000	Zurich Insurance Group Ltd.	13
		.00000					Centre Kate Inc. 2	US	OTH	Zurich Structured Finance, Inc.	Ownership	100.000	Zurich Insurance Group Ltd.	13
.0212	CMSH Limited Group	.80896	04-1589940				Centre Life Insurance Company	US	OTH	Centre Solutions (U.S.) Limited	Ownership	100.000	Zurich Insurance Group Ltd.	13

ANNUAL STATEMENT FOR THE YEAR 2012 OF THE Bristol West Casualty Insurance Company

**SCHEDULE Y**

**PART 1A - DETAIL OF INSURANCE HOLDING COMPANY SYSTEM**

1	2	3	4	5	6	7	8	9	10	11	12	13	14	15
Group Code	Group Name	NAIC Company Code	Federal ID Number	Federal RSSD	CIK	Name of Securities Exchange if Publicly Traded (U.S. or International)	Names of Parent, Subsidiaries Or Affiliates	Domiciliary Location	Relationship to Reporting Entity	Directly Controlled by (Name of Entity/Person)	Type of Control (Ownership, Board, Management, Attorney-in-Fact, Influence, Other)	If Control is Ownership Provide Percentage	Ultimate Controlling Entity(ies)/Person(s)	*
		.00000	AA-3190673				Centre Reinsurance (U.S.) Limited	..BMU	..OTH	Centre Group Holdings (U.S.) Limited	Ownership	100.000	Zurich Insurance Group Ltd.	13
		.00000					Centre Reinsurance International Company	..JRL	..OTH	Centre Solutions (Bermuda) Limited	Ownership	99.998	Zurich Insurance Group Ltd.	13
		.00000					Centre Reinsurance International Company	..JRL	..OTH	Orange Stone Reinsurance	Ownership	0.002	Zurich Insurance Group Ltd.	13
		.00000					Centre Solutions (Bermuda) Limited	..BMU	..OTH	Centre Group Holdings Limited	Ownership	100.000	Zurich Insurance Group Ltd.	13
		.00000	AA-3190822				Centre Solutions (U.S.) Limited	..BMU	..OTH	Centre Group Holdings (U.S.) Limited	Ownership	100.000	Zurich Insurance Group Ltd.	13
		.00000					Chilena Consolidada Seguros de Vida S.A.	..CHL	..OTH	Inversiones Suizo Chilena S.A.	Ownership	98.977	Zurich Insurance Group Ltd.	13
		.00000					Chilena Consolidada Seguros Generales S.A.			Chilena Consolidada Seguros de Vida S.A.				
		.00000	AA-2280100		196453	Bolsa de Comercio de Santiago	Chilena Consolidada Seguros Generales S.A.	..CHL	..OTH		Ownership	7.405	Zurich Insurance Group Ltd.	13
		.00000	AA-2280100		196453	Bolsa de Comercio de Santiago	Chilena Consolidada Seguros Generales S.A.	..CHL	..OTH	Inversiones Suizo Chilena S.A.	Ownership	82.732	Zurich Insurance Group Ltd.	13
		.00000					City of London Insurance Company Limited	..GBR	..OTH	Eagle Star Insurance Company Limited	Ownership	100.000	Zurich Insurance Group Ltd.	13
.0212	Farmers Insurance Group	.10315	95-4528269				Civic Property & Casualty Co.	..US	..IA	Fire Insurance Exchange	Ownership	80.000	Fire Insurance Exchange	
.0212	Farmers Insurance Group	.10315	95-4528269				Civic Property & Casualty Co.	..US	..IA	Truck Insurance Exchange	Ownership	20.000	Fire Insurance Exchange	
		.00000					CMSH Limited	..BMU	..OTH	Zurich Insurance Company Ltd, Bermuda Branch	Ownership	35.301	Zurich Insurance Group Ltd.	13
		.00000					CMSH Limited	..BMU	..OTH	Zurich Versicherungs-Gesellschaft AG	Ownership	64.699	Zurich Insurance Group Ltd.	13
		.00000	76-0543593				Coast National General Agency, Inc.	..US	..NIA	Bristol West Holdings, Inc.	Ownership	100.000	Farmers Insurance Exchange	
		.00000	33-0246699				Coast National Holding Company	..US	..UIP	Bristol West Holdings, Inc.	Ownership	100.000	Farmers Insurance Exchange	
.0212	Farmers Insurance Group	.25089	33-0246701				Coast National Insurance Company	..US	..UDP	Coast National Holding Company	Ownership	100.000	Farmers Insurance Exchange	
		.00000			0000034431	"Second Marche" part of EURONEXT PARIS stock exchange since 1987	COFITEM-COFIMUR	..FRA	..OTH	Zurich Versicherungs-Gesellschaft AG	Ownership	12.405	Zurich Insurance Group Ltd.	13
.0212	Zurich U.S. Insurance Pool Group	.34347	52-1096670				Colonial American Casualty and Surety Company	..US	..OTH	Fidelity and Deposit Company of Maryland	Ownership	100.000	Zurich Insurance Group Ltd.	13
		.00000					Community Trust Services Limited	..GBR	..OTH	Zurich Community Trust (UK) Limited	Ownership	99.000	Zurich Insurance Group Ltd.	13
		.00000					Community Trust Services Limited	..GBR	..OTH	Zurich Financial Services (UKISA) Nominees Limited	Ownership	1.000	Zurich Insurance Group Ltd.	13
		.00000					Concisa Vorsorgeberatung und Management AG	..AUT	..OTH	Bonus Pensionskassen Aktiengesellschaft	Ownership	100.000	Zurich Insurance Group Ltd.	13
		.00000					Concourse Skelmersdale Limited	..GBR	..OTH	Zurich Financial Services (UKISA) Limited	Ownership	100.000	Zurich Insurance Group Ltd.	13
		.00000					Conduit Street Properties Limited	..GBR	..OTH	Zurich Assurance Ltd	Ownership	100.000	Zurich Insurance Group Ltd.	13
		.00000					CP Holding Limited	..VGB	..OTH	Zurich Insurance Company Ltd, Bermuda Branch	Ownership	100.000	Zurich Insurance Group Ltd.	13
		.00000					Cramson (Malaysia) Bhd	..MYS	..OTH	MCIS Zurich Insurance Berhad	Ownership	100.000	Zurich Insurance Group Ltd.	13
		.00000					Crimpland Limited	..GBR	..OTH	Zurich Assurance Ltd	Ownership	100.000	Zurich Insurance Group Ltd.	13
		.00000	13-3971194				Crown Management Services Limited	..US	..OTH	CMSH Limited	Ownership	100.000	Zurich Insurance Group Ltd.	13
		.00000					CTH Affordable Housing Corporation	..US	..OTH	Zurich Structured Finance, Inc.	Ownership	100.000	Zurich Insurance Group Ltd.	13
		.00000					CTH Affordable Housing Investor, Inc.	..US	..OTH	CTH Affordable Housing Corporation	Ownership	100.000	Zurich Insurance Group Ltd.	13
		.00000					CTH AHP Corporation	..US	..OTH	CTH Affordable Housing Corporation	Ownership	100.000	Zurich Insurance Group Ltd.	13
		.00000					CTH MHP, L.L.C.	..US	..OTH	CTH Affordable Housing Investor, Inc.	Ownership	100.000	Zurich Insurance Group Ltd.	13
		.00000					CTH Special General Partner, Inc.	..US	..OTH	CTH Affordable Housing Corporation	Ownership	100.000	Zurich Insurance Group Ltd.	13
		.00000					CTH WNC, Inc.	..US	..OTH	CTH Affordable Housing Corporation	Ownership	100.000	Zurich Insurance Group Ltd.	13
		.00000					CTH/Landmark SLP, Inc.	..US	..OTH	CTH Affordable Housing Corporation	Ownership	100.000	Zurich Insurance Group Ltd.	13
		.00000					Cursud N.V.	..ANT	..OTH	Zurich Versicherungs-Gesellschaft AG	Ownership	100.000	Zurich Insurance Group Ltd.	13
		.00000					DA Deutsche Allgemeine Versicherung Aktiengesellschaft	..DEU	..OTH	Zurich Beteiligungs-Aktiengesellschaft (Deutschland)	Ownership	100.000	Zurich Insurance Group Ltd.	13
		.00000					DB Vita S.A.	..LUX	..OTH	Deutscher Herold Aktiengesellschaft	Ownership	25.000	Zurich Insurance Group Ltd.	13
		.00000					Delta Wetlands Properties	..US	..OTH	KLMLP 2, LLC	Ownership	50.000	Zurich Insurance Group Ltd.	13
		.00000					Delta Wetlands Properties	..US	..OTH	KLMLP 3, LLC	Ownership	50.000	Zurich Insurance Group Ltd.	13

ANNUAL STATEMENT FOR THE YEAR 2012 OF THE Bristol West Casualty Insurance Company

**SCHEDULE Y**

**PART 1A - DETAIL OF INSURANCE HOLDING COMPANY SYSTEM**

1	2	3	4	5	6	7	8	9	10	11	12	13	14	15
Group Code	Group Name	NAIC Company Code	Federal ID Number	Federal RSSD	CIK	Name of Securities Exchange if Publicly Traded (U.S. or International)	Names of Parent, Subsidiaries Or Affiliates	Domiciliary Location	Relationship to Reporting Entity	Directly Controlled by (Name of Entity/Person)	Type of Control (Ownership, Board, Management, Attorney-in-Fact, Influence, Other)	If Control is Ownership Provide Percentage	Ultimate Controlling Entity(ies)/Person(s)	*
		.00000					Deutsche Wohnen AG	.DEU	.OTH	Zurich Deutscher Herold Lebensversicherung Aktiengesellschaft	Ownership	5.748	Zurich Insurance Group Ltd.	13
		.00000					Deutsche Zurich Pensiones, Entidad Gestora de Fondos de Pens	.ESP	.OTH	Zurich Vida, Compania de Seguros y Reaseguros, S.A. - Sociedad Zurich Beteiligungs-Aktiengesellschaft (Deutschland)	Ownership	50.000	Zurich Insurance Group Ltd.	13
		.00000					Deutscher Herold Aktiengesellschaft	.DEU	.OTH	Deutscher Herold Aktiengesellschaft	Ownership	79.826	Zurich Insurance Group Ltd.	13
		.00000					Deutscher Pensionsfonds Aktiengesellschaft	.DEU	.OTH	Deutscher Herold Aktiengesellschaft	Ownership	74.900	Zurich Insurance Group Ltd.	13
		.00000					Deutsches Institut für Altersvorsorge GmbH	.DEU	.OTH	Deutscher Herold Aktiengesellschaft	Ownership	22.000	Zurich Insurance Group Ltd.	13
		.00000	06-1427246				Disability Management Services, Inc.	.US	.OTH	Centre Group Holdings (U.S.) Limited	Ownership	40.000	Zurich Insurance Group Ltd.	13
		.00000					Dunbar Assets plc	.GBR	.OTH	Zurich Bank	Ownership	100.000	Zurich Insurance Group Ltd.	13
		.00000					Dunbar Nominees Limited	.GBR	.OTH	Dunbar Assets plc	Ownership	100.000	Zurich Insurance Group Ltd.	13
		.00000					Dunbar Sports and Social Club Limited	.GBR	.OTH	Allied Dunbar Assurance plc	Ownership	100.000	Zurich Insurance Group Ltd.	13
		.00000					Eagle Star (Leasing) Limited	.GBR	.OTH	Zurich Assurance Ltd	Ownership	100.000	Zurich Insurance Group Ltd.	13
		.00000					Eagle Star (Malta) Limited	.MLT	.OTH	Zurich Assurance Ltd	Ownership	100.000	Zurich Insurance Group Ltd.	13
		.00000					Eagle Star Computer Services Limited	.GBR	.OTH	Zurich Assurance Ltd	Ownership	100.000	Zurich Insurance Group Ltd.	13
		.00000					Eagle Star Direct (Camberley) Limited	.GBR	.OTH	Zurich Insurance Company (U.K.) Limited	Ownership	100.000	Zurich Insurance Group Ltd.	13
		.00000					Eagle Star Direct Services Limited	.GBR	.OTH	Zurich UK General Services Limited	Ownership	100.000	Zurich Insurance Group Ltd.	13
		.00000					Eagle Star Estates Limited	.GBR	.OTH	Zurich Assurance Ltd	Ownership	100.000	Zurich Insurance Group Ltd.	13
		.00000					Eagle Star European Life Assurance Company Limited	.IRL	.OTH	Zurich Life Assurance plc	Ownership	100.000	Zurich Insurance Group Ltd.	13
		.00000					Eagle Star Executives Pension Trustee Limited	.GBR	.OTH	Zurich Financial Services (UKISA) Limited	Ownership	100.000	Zurich Insurance Group Ltd.	13
		.00000					Eagle Star Farms Limited	.GBR	.OTH	Zurich Assurance Ltd	Ownership	100.000	Zurich Insurance Group Ltd.	13
		.00000					Eagle Star Forests Limited	.GBR	.OTH	Zurich Assurance Ltd	Ownership	100.000	Zurich Insurance Group Ltd.	13
		.00000					Eagle Star Fund Services Limited	.IRL	.OTH	Zurich Life Assurance plc	Ownership	100.000	Zurich Insurance Group Ltd.	13
		.00000					Eagle Star Group Holdings Limited	.GBR	.OTH	Eagle Star Holdings Limited	Ownership	100.000	Zurich Insurance Group Ltd.	13
		.00000					Eagle Star Group Services Limited	.GBR	.OTH	Eagle Star Holdings Limited	Ownership	100.000	Zurich Insurance Group Ltd.	13
		.00000					Eagle Star Holding Company of Ireland	.IRL	.OTH	Eagle Star Group Holdings Limited	Ownership	100.000	Zurich Insurance Group Ltd.	13
		.00000					Eagle Star Holding Company of Ireland	.IRL	.OTH	Zurich Assurance Ltd	Ownership	100.000	Zurich Insurance Group Ltd.	13
		.00000					Eagle Star Holdings Limited	.GBR	.OTH	Zurich Financial Services (UKISA) Limited	Ownership	100.000	Zurich Insurance Group Ltd.	13
		.00000					Eagle Star Insurance Company Limited	.GBR	.OTH	Zurich Insurance plc	Ownership	100.000	Zurich Insurance Group Ltd.	13
		.00000					Eagle Star International Services (Ireland) Limited	.IRL	.OTH	Eagle Star Holding Company of Ireland	Ownership		Zurich Insurance Group Ltd.	13
		.00000					Eagle Star International Services (Ireland) Limited	.IRL	.OTH	Eagle Star Holdings Limited	Ownership	100.000	Zurich Insurance Group Ltd.	13
		.00000					Eagle Star Loans Limited	.GBR	.OTH	Zurich Assurance Ltd	Ownership	100.000	Zurich Insurance Group Ltd.	13
		.00000					Eagle Star Mortgages Limited	.GBR	.OTH	Zurich Assurance Ltd	Ownership	100.000	Zurich Insurance Group Ltd.	13
		.00000					Eagle Star Securities Limited	.GBR	.OTH	Zurich Insurance plc	Ownership	100.000	Zurich Insurance Group Ltd.	13
		.00000					Eagle Star Software Development Company Limited	.IRL	.OTH	Zurich Life Assurance plc	Ownership	100.000	Zurich Insurance Group Ltd.	13
		.00000					Edilspettacolo SRL	.ITA	.OTH	Zurich Insurance Company Ltd - Rappresentanza Generale per I	Ownership	35.712	Zurich Insurance Group Ltd.	13
.0212	Zurich U.S. Insurance Pool Group	.21326	47-6022701				Empire Fire and Marine Insurance Company	.US	.OTH	Zurich American Insurance Company	Ownership	100.000	Zurich Insurance Group Ltd.	13
.0212	Zurich U.S. Insurance Pool Group	.21334	73-6091717				Empire Indemnity Insurance Company	.US	.OTH	Zurich American Insurance Company	Ownership	100.000	Zurich Insurance Group Ltd.	13
		.00000					Employee Services Limited	.GBR	.OTH	Allied Dunbar Financial Services Limited	Ownership	100.000	Zurich Insurance Group Ltd.	13
		.00000					Endsleigh Communications Limited	.GBR	.OTH	Endsleigh Insurance Services Limited	Ownership	100.000	Zurich Insurance Group Ltd.	13
		.00000					Endsleigh Developments Limited	.GBR	.OTH	Endsleigh Insurance Services Limited	Ownership	100.000	Zurich Insurance Group Ltd.	13

ANNUAL STATEMENT FOR THE YEAR 2012 OF THE Bristol West Casualty Insurance Company

**SCHEDULE Y**

**PART 1A - DETAIL OF INSURANCE HOLDING COMPANY SYSTEM**

1	2	3	4	5	6	7	8	9	10	11	12	13	14	15
Group Code	Group Name	NAIC Company Code	Federal ID Number	Federal RSSD	CIK	Name of Securities Exchange if Publicly Traded (U.S. or International)	Names of Parent, Subsidiaries Or Affiliates	Domiciliary Location	Relationship to Reporting Entity	Directly Controlled by (Name of Entity/Person)	Type of Control (Ownership, Board, Management, Attorney-in-Fact, Influence, Other)	If Control is Ownership Provide Percentage	Ultimate Controlling Entity(ies)/Person(s)	*
		.00000					Endsleigh General Trading Limited	GBR	OTH	Endsleigh Insurance Services Limited	Ownership	100.000	Zurich Insurance Group Ltd.	13
		.00000					Endsleigh Independent Financial Services Limited	GBR	OTH	Endsleigh Insurance Services Limited	Ownership	100.000	Zurich Insurance Group Ltd.	13
		.00000					Endsleigh Insurance Services Limited	GBR	OTH	Endsleigh Limited	Ownership	100.000	Zurich Insurance Group Ltd.	13
		.00000					Endsleigh Insurances (Brokers) Limited	GBR	OTH	Endsleigh Insurance Services Limited	Ownership	100.000	Zurich Insurance Group Ltd.	13
		.00000					Endsleigh Law Limited	GBR	OTH	Endsleigh Insurance Services Limited	Ownership	100.000	Zurich Insurance Group Ltd.	13
		.00000					Endsleigh Leasing Limited	GBR	OTH	Endsleigh Insurance Services Limited	Ownership	100.000	Zurich Insurance Group Ltd.	13
		.00000					Endsleigh Life & Pensions Limited	GBR	OTH	Endsleigh Insurance Services Limited	Ownership	100.000	Zurich Insurance Group Ltd.	13
		.00000					Endsleigh Limited	GBR	OTH	Zurich Holdings (UK) Limited	Ownership	100.000	Zurich Insurance Group Ltd.	13
		.00000					Endsleigh Pension Trustee Limited	GBR	OTH	Endsleigh Insurance Services Limited	Ownership	100.000	Zurich Insurance Group Ltd.	13
		.00000					Endsleigh Promotions Limited	GBR	OTH	Endsleigh Insurance Services Limited	Ownership	100.000	Zurich Insurance Group Ltd.	13
		.00000					Endsleigh Shopfitting Limited	GBR	OTH	Endsleigh Insurance Services Limited	Ownership	100.000	Zurich Insurance Group Ltd.	13
		.00000					Endsleigh Trustee Services Limited	GBR	OTH	Endsleigh Insurance Services Limited	Ownership	100.000	Zurich Insurance Group Ltd.	13
		.00000					ES (Leeds) Nominee Limited	GBR	OTH	Zurich Assurance Ltd	Ownership	100.000	Zurich Insurance Group Ltd.	13
		.00000					ES (Walsall) Nominee Limited	GBR	OTH	Zurich Assurance Ltd	Ownership	100.000	Zurich Insurance Group Ltd.	13
		.00000					ES Camberley Nominee 1 Limited	GBR	OTH	Zurich Assurance Ltd	Ownership	100.000	Zurich Insurance Group Ltd.	13
		.00000					ES Camberley Nominee 2 Limited	GBR	OTH	Zurich Assurance Ltd	Ownership	100.000	Zurich Insurance Group Ltd.	13
		.00000					ES Cannock Nominee 1 Limited	GBR	OTH	Zurich Assurance Ltd	Ownership	100.000	Zurich Insurance Group Ltd.	13
		.00000					ES Cannock Nominee 2 Limited	GBR	OTH	Zurich Assurance Ltd	Ownership	100.000	Zurich Insurance Group Ltd.	13
		.00000					ES Coventry Nominee 1 Limited	GBR	OTH	Zurich Assurance Ltd	Ownership	100.000	Zurich Insurance Group Ltd.	13
		.00000					ES Coventry Nominee 2 Limited	GBR	OTH	Zurich Assurance Ltd	Ownership	100.000	Zurich Insurance Group Ltd.	13
		.00000					ES Dudley Nominee 1 Limited	GBR	OTH	Zurich Assurance Ltd	Ownership	100.000	Zurich Insurance Group Ltd.	13
		.00000					ES Dudley Nominee 2 Limited	GBR	OTH	Zurich Assurance Ltd	Ownership	100.000	Zurich Insurance Group Ltd.	13
		.00000					ES Hoddesdon Nominee 1 Limited	GBR	OTH	Zurich Assurance Ltd	Ownership	100.000	Zurich Insurance Group Ltd.	13
		.00000					ES Hoddesdon Nominee 2 Limited	GBR	OTH	Zurich Assurance Ltd	Ownership	100.000	Zurich Insurance Group Ltd.	13
		.00000					ES Plympton Nominee 1 Limited	GBR	OTH	Zurich Assurance Ltd	Ownership	100.000	Zurich Insurance Group Ltd.	13
		.00000					ES Plympton Nominee 2 Limited	GBR	OTH	Zurich Assurance Ltd	Ownership	100.000	Zurich Insurance Group Ltd.	13
		.00000					ES Ramsgate Nominee 1 Limited	GBR	OTH	Zurich Assurance Ltd	Ownership	100.000	Zurich Insurance Group Ltd.	13
		.00000					ES Ramsgate Nominee 2 Limited	GBR	OTH	Zurich Assurance Ltd	Ownership	100.000	Zurich Insurance Group Ltd.	13
		.00000					ESI Financing Limited	GBR	OTH	Eagle Star Insurance Company Limited	Ownership		Zurich Insurance Group Ltd.	13
		.00000					ESI Financing Limited	GBR	OTH	Zurich Versicherungs-Gesellschaft AG	Ownership	100.000	Zurich Insurance Group Ltd.	13
.0212	Farmers Insurance Group	10318	95-4528266				Exact Property & Casualty Co.	US	IA	Fire Insurance Exchange	Ownership	80.000	Fire Insurance Exchange	
.0212	Farmers Insurance Group	10318	95-4528266				Exact Property & Casualty Co.	US	IA	Truck Insurance Exchange	Ownership	20.000	Fire Insurance Exchange	
		.00000					Extremus Versicherung-Aktiengesellschaft	DEU	OTH	Zurich Insurance plc Niederlassung fur Deutschland	Ownership	5.000	Zurich Insurance Group Ltd.	13
		.00000	45-3561769				Farmers Family Fund	US	OTH	Farmers Group, Inc.	Ownership	100.000	Zurich Insurance Group Ltd.	12
		.00000	77-0530616				Farmers Financial Solutions, LLC	US	NIA	FFS Holding, LLC	Ownership	100.000	Farmers Insurance Exchange	
		.00000	95-0725935				Farmers Group, Inc.	US	OTH	Zurich Versicherungs-Gesellschaft AG	Ownership	87.900	Zurich Insurance Group Ltd.	12
		.00000	95-0725935				Farmers Group, Inc.	US	OTH	Zurich Insurance Group Ltd.	Ownership	12.100	Zurich Insurance Group Ltd.	12
.0212	Farmers Insurance Group	21598	95-2626387				Farmers Insurance Co. of Arizona	US	IA	Farmers Insurance Exchange	Ownership	70.000	Farmers Insurance Exchange	
.0212	Farmers Insurance Group	21598	95-2626387				Farmers Insurance Co. of Arizona	US	IA	Truck Insurance Exchange	Ownership	20.000	Farmers Insurance Exchange	
.0212	Farmers Insurance Group	21598	95-2626387				Farmers Insurance Co. of Arizona	US	IA	Fire Insurance Exchange	Ownership	10.000	Farmers Insurance Exchange	
.0212	Farmers Insurance Group	21601	95-2626385				Farmers Insurance Company of Idaho	US	IA	Farmers Insurance Exchange	Ownership	80.053	Farmers Insurance Exchange	
.0212	Farmers Insurance Group	21601	95-2626385				Farmers Insurance Company of Idaho	US	IA	Fire Insurance Exchange	Ownership	6.649	Farmers Insurance Exchange	
.0212	Farmers Insurance Group	21601	95-2626385				Farmers Insurance Company of Idaho	US	IA	Truck Insurance Exchange	Ownership	13.298	Farmers Insurance Exchange	
.0212	Farmers Insurance Group	21636	95-2655893				Farmers Insurance Company of Oregon	US	IA	Farmers Insurance Exchange	Ownership	80.000	Farmers Insurance Exchange	
.0212	Farmers Insurance Group	21636	95-2655893				Farmers Insurance Company of Oregon	US	IA	Truck Insurance Exchange	Ownership	20.000	Farmers Insurance Exchange	
.0212	Farmers Insurance Group	21644	95-2655894				Farmers Insurance Company of Washington	US	IA	Fire Insurance Exchange	Ownership	80.000	Fire Insurance Exchange	
.0212	Farmers Insurance Group	21644	95-2655894				Farmers Insurance Company of Washington	US	IA	Truck Insurance Exchange	Ownership	20.000	Fire Insurance Exchange	
.0212	Farmers Insurance Group	21628	48-0609012				Farmers Insurance Company, Inc.	US	IA	Farmers Insurance Exchange	Ownership	90.000	Farmers Insurance Exchange	
.0212	Farmers Insurance Group	21628	48-0609012				Farmers Insurance Company, Inc.	US	IA	Fire Insurance Exchange	Ownership	10.000	Farmers Insurance Exchange	

98.5

ANNUAL STATEMENT FOR THE YEAR 2012 OF THE Bristol West Casualty Insurance Company

**SCHEDULE Y**

**PART 1A - DETAIL OF INSURANCE HOLDING COMPANY SYSTEM**

1	2	3	4	5	6	7	8	9	10	11	12	13	14	15
Group Code	Group Name	NAIC Company Code	Federal ID Number	Federal RSSD	CIK	Name of Securities Exchange if Publicly Traded (U.S. or International)	Names of Parent, Subsidiaries Or Affiliates	Domiciliary Location	Relationship to Reporting Entity	Directly Controlled by (Name of Entity/Person)	Type of Control (Ownership, Board, Management, Attorney-in-Fact, Influence, Other)	If Control is Ownership Provide Percentage	Ultimate Controlling Entity(ies)/Person(s)	*
.0212	Farmers Insurance Group	.21652	95-2575893				Farmers Insurance Exchange	..US.	UIP	See Note 1	Other			
.0212	Farmers Insurance Group	.28487	22-2640040				Farmers Insurance Hawaii, Inc.	..US.	IA	Farmers Insurance Exchange	Ownership	.80.000	Farmers Insurance Exchange	
.0212	Farmers Insurance Group	.28487	22-2640040				Farmers Insurance Hawaii, Inc.	..US.	IA	Fire Insurance Exchange	Ownership	.10.000	Farmers Insurance Exchange	
.0212	Farmers Insurance Group	.28487	22-2640040				Farmers Insurance Hawaii, Inc.	..US.	IA	Truck Insurance Exchange	Ownership	.10.000	Farmers Insurance Exchange	
.0212	Farmers Insurance Group	.36889	31-0956373				Farmers Insurance of Columbus, Inc.	..US.	IA	Farmers Insurance Exchange	Ownership	.100.000	Farmers Insurance Exchange	
.0212	Farmers Insurance Group	.10806	36-4165395				Farmers New Century Insurance Company	..US.	IA	Illinois Farmers Insurance Company	Ownership	.100.000	Farmers Insurance Exchange	
.0212	Farmers Insurance Group	.63177	91-0335750				Farmers New World Life Insurance Company	..US.	OTH	Farmers Group, Inc.	Ownership	.100.000	Zurich Insurance Group Ltd.	.12
.0212	Farmers Insurance Group	.10873	95-4650862				Farmers Reinsurance Company	..US.	OTH	Farmers Group, Inc.	Ownership	.100.000	Zurich Insurance Group Ltd.	.12
		.00000					Farmers Services Corporation	..US.	OTH	Farmers Group, Inc.	Ownership	.100.000	Zurich Insurance Group Ltd.	.12
		.00000	95-6048990				Farmers Services Insurance Agency	..US.	NIA	Truck Insurance Exchange	Ownership	.100.000	Truck Insurance Exchange	
		.00000	35-2281892				Farmers Services, LLC	..US.	OTH	ZFUS Services, LLC	Ownership	.100.000	Zurich Insurance Group Ltd.	.2
.0212	Foremost Insurance Group	.43699	59-2326047				Farmers Specialty Insurance Company	..US.	IA	Foremost Insurance Company Grand Rapids, Michigan	Ownership	.100.000	Farmers Insurance Exchange	
.0212	Farmers Insurance Group	.24392	74-1067657				Farmers Texas County Mutual Insurance Company	..US.	IA	See Note 3	Management		Farmers Insurance Exchange	
		.00000					Farmers Underwriters Association	..US.	OTH	Farmers Group, Inc.	Ownership	.100.000	Zurich Insurance Group Ltd.	.12
		.00000					Farmers Value Added, Inc.	..US.	OTH	Farmers Group, Inc.	Ownership	.100.000	Zurich Insurance Group Ltd.	.12
		.00000	27-0342907				FCOA, LLC	..US.	NIA	Foremost Insurance Company Grand Rapids, Michigan	Ownership	.100.000	Farmers Insurance Exchange	
		.00000	77-0530617				FFS Holding, LLC	..US.	NIA	Mid-Century Insurance Company	Ownership	.100.000	Farmers Insurance Exchange	
.0212	Zurich U.S. Insurance Pool Group	.39306	13-3046577				Fidelity and Deposit Company of Maryland	..US.	OTH	Zurich American Insurance Company	Ownership	.100.000	Zurich Insurance Group Ltd.	.13
		.00000					FIG Holding Company	..US.	OTH	Farmers Group, Inc.	Ownership	.100.000	Zurich Insurance Group Ltd.	.12
		.00000					FIG Leasing Co., Inc.	..US.	OTH	Farmers Group, Inc.	Ownership	.100.000	Zurich Insurance Group Ltd.	.12
		.00000					Figure Out Limited	..GBR.	OTH	Openwork Independent Solutions Limited	Ownership	.100.000	Zurich Insurance Group Ltd.	.13
.0212	Farmers Insurance Group	.21660	95-6235715				Fire Insurance Exchange	..US.	IA	See Note 4	Other			
		.00000	95-2670247				Fire Underwriters Association	..US.	OTH	Farmers Group, Inc.	Ownership	.100.000	Zurich Insurance Group Ltd.	.12
.0212	Foremost Insurance Group	.29254	38-1721730				Foremost County Mutual Insurance Company	..US.	IA	See Note 5	Management		Farmers Insurance Exchange	
		.00000	38-2505922				Foremost Express Insurance Agency, Inc.	..US.	NIA	FCOA, LLC	Ownership	.100.000	Farmers Insurance Exchange	
		.00000	73-0462770				Foremost Financial Services Corporation	..US.	NIA	FCOA, LLC	Ownership	.100.000	Farmers Insurance Exchange	
.0212	Foremost Insurance Group	.11185	38-1407533				Foremost Insurance Company Grand Rapids, Michigan	..US.	IA	Farmers Insurance Exchange	Ownership	.80.000	Farmers Insurance Exchange	
.0212	Foremost Insurance Group	.11185	38-1407533				Foremost Insurance Company Grand Rapids, Michigan	..US.	IA	Fire Insurance Exchange	Ownership	.10.000	Farmers Insurance Exchange	
.0212	Foremost Insurance Group	.11185	38-1407533				Foremost Insurance Company Grand Rapids, Michigan	..US.	IA	Truck Insurance Exchange	Ownership	.10.000	Farmers Insurance Exchange	
.0212	Farmers Insurance Group	.41688	75-1779175				Foremost Lloyds of Texas	..US.	IA	See Note 6	Management		Farmers Insurance Exchange	
.0212	Foremost Insurance Group	.11800	35-1604635				Foremost Property & Casualty Insurance Company	..US.	IA	Foremost Insurance Company Grand Rapids, Michigan	Ownership	.100.000	Farmers Insurance Exchange	
.0212	Foremost Insurance Group	.41513	38-2430150				Foremost Signature Insurance Company	..US.	IA	Foremost Insurance Company Grand Rapids, Michigan	Ownership	.100.000	Farmers Insurance Exchange	
		.00000					Futuro de Bolivia S.A. Administradora de Fondos de Pensiones	..BOL.	OTH	Zurich Boliviana Seguros Personales S.A.	Ownership	.8.422	Zurich Insurance Group Ltd.	.13
		.00000					Futuro de Bolivia S.A. Administradora de Fondos de Pensiones	..BOL.	OTH	Zurich South America Invest AB	Ownership	.71.578	Zurich Insurance Group Ltd.	.13
		.00000					General Surety & Guarantee Co Limited	..GBR.	OTH	Zurich Insurance Company (U.K.) Limited	Ownership	.100.000	Zurich Insurance Group Ltd.	.13
		.00000					Genevoise, Compagnie Immobiliere SA	..CHE.	OTH	Zurich Lebensversicherungs-Gesellschaft AG	Ownership	.100.000	Zurich Insurance Group Ltd.	.13
		.00000	65-1142050				GP, LLC	..US.	NIA	Bristol West Holdings, Inc.	Ownership	.100.000	Farmers Insurance Exchange	
		.00000					Greycaines 1 Jersey Limited	..JEY.	OTH	Zurich Assurance Ltd	Ownership	.100.000	Zurich Insurance Group Ltd.	.13
		.00000					Greycaines 2 Jersey Limited	..JEY.	OTH	Zurich Assurance Ltd	Ownership	.100.000	Zurich Insurance Group Ltd.	.13
		.00000					GroomLink Limited	..GBR.	OTH	Zurich Assurance Ltd	Ownership	.100.000	Zurich Insurance Group Ltd.	.13

ANNUAL STATEMENT FOR THE YEAR 2012 OF THE Bristol West Casualty Insurance Company

**SCHEDULE Y**

**PART 1A - DETAIL OF INSURANCE HOLDING COMPANY SYSTEM**

1	2	3	4	5	6	7	8	9	10	11	12	13	14	15
Group Code	Group Name	NAIC Company Code	Federal ID Number	Federal RSSD	CIK	Name of Securities Exchange if Publicly Traded (U.S. or International)	Names of Parent, Subsidiaries Or Affiliates	Domiciliary Location	Relationship to Reporting Entity	Directly Controlled by (Name of Entity/Person)	Type of Control (Ownership, Board, Management, Attorney-in-Fact, Influence, Other)	If Control is Ownership Provide Percentage	Ultimate Controlling Entity(ies)/Person(s)	*
		.0000					Groewood Engineering Limited	GBR	OTH	Zurich Assurance Ltd	Ownership	100.000	Zurich Insurance Group Ltd.	13
		.0000					Groewood Property Holdings Limited	GBR	OTH	Eagle Star Holdings Limited	Ownership	100.000	Zurich Insurance Group Ltd.	13
		.0000	99-0083322				Hawaii Insurance Consultants, Ltd.	US	NIA	Farmers Insurance Exchange	Ownership	80.000	Farmers Insurance Exchange	
		.0000	99-0083322				Hawaii Insurance Consultants, Ltd.	US	NIA	Fire Insurance Exchange	Ownership	10.000	Farmers Insurance Exchange	
		.0000	99-0083322				Hawaii Insurance Consultants, Ltd.	US	NIA	Truck Insurance Exchange	Ownership	10.000	Farmers Insurance Exchange	
		.0000					Hawkcentral Limited	GBR	OTH	Zurich Assurance Ltd	Ownership	100.000	Zurich Insurance Group Ltd.	13
		.0000					Home & Overseas Insurance Company Limited	GBR	OTH	Eagle Star Insurance Company Limited	Ownership	100.000	Zurich Insurance Group Ltd.	13
		.0000	61-1420182				i21 Insurance Services	US	NIA	21st Century Insurance Group	Ownership	100.000	Farmers Insurance Exchange	
.0212	Farmers Insurance Group	.21679	36-2661515				Illinois Farmers Insurance Company	US	IA	Farmers Insurance Exchange	Ownership	100.000	Farmers Insurance Exchange	
		.0000					Innovaconsulting S.r.l.	ITA	OTH	Zuritel S.p.A.	Ownership	40.000	Zurich Insurance Group Ltd.	13
		.0000	65-0881673				Insurance Data Systems, G.P.	US	NIA	Bristol West Holdings, Inc.	Ownership	99.900	Farmers Insurance Exchange	
		.0000	65-0881673				Insurance Data Systems, G.P.	US	NIA	GP, LLC	Ownership	0.100	Farmers Insurance Exchange	
		.0000					INTEGRA Versicherungsdienst GmbH	AUT	OTH	Zurich Versicherungs-Aktiengesellschaft	Ownership	100.000	Zurich Insurance Group Ltd.	13
		.0000					Inversiones Suizo Chilena S.A.	CHL	OTH	Inversiones Suizo-Argentina S.A.	Ownership		Zurich Insurance Group Ltd.	13
		.0000					Inversiones Suizo Chilena S.A.	CHL	OTH	Zurich Versicherungs-Gesellschaft AG	Ownership	100.000	Zurich Insurance Group Ltd.	13
		.0000					Inversiones Suizo-Argentina S.A.	ARG	OTH	Zurich Lebensversicherungs-Gesellschaft AG	Ownership	5.004	Zurich Insurance Group Ltd.	13
		.0000					Inversiones Suizo-Argentina S.A.	ARG	OTH	Zurich Versicherungs-Gesellschaft AG	Ownership	94.996	Zurich Insurance Group Ltd.	13
		.0000					Inversiones ZS America Dos Limitada	CHL	OTH	Inversiones ZS America SpA	Ownership	100.000	Zurich Insurance Group Ltd.	13
		.0000					Inversiones ZS America SpA	CHL	OTH	Zurich Santander Insurance America, S.L.	Ownership	100.000	Zurich Insurance Group Ltd.	13
		.0000					Inversiones ZS America SpA	CHL	OTH	Zurich Santander Insurance America, S.L.	Ownership	100.000	Zurich Insurance Group Ltd.	13
		.0000					Inversiones ZS America Tres SpA	CHL	OTH	Zurich Santander Insurance America, S.L.	Ownership	100.000	Zurich Insurance Group Ltd.	13
		.0000					Inversora Alpina, C.A.	VEN	OTH	Zurich Seguros, S.A.	Ownership	100.000	Zurich Insurance Group Ltd.	13
		.0000					Ipsley Street 1 UK Limited	GBR	OTH	Zurich Assurance Ltd	Ownership	100.000	Zurich Insurance Group Ltd.	13
		.0000					Ipsley Street 2 UK Limited	GBR	OTH	Zurich Assurance Ltd	Ownership	100.000	Zurich Insurance Group Ltd.	13
		.0000					Irish National Insurance Company p.l.c.	JRL	OTH	Zurich Insurance plc	Ownership	100.000	Zurich Insurance Group Ltd.	13
		.0000					Isis S.A.	ARG	OTH	Inversiones Suizo-Argentina S.A.	Ownership	60.501	Zurich Insurance Group Ltd.	13
		.0000					Isis S.A.	ARG	OTH	Zurich Versicherungs-Gesellschaft AG	Ownership	39.499	Zurich Insurance Group Ltd.	13
		.0000					IT Innovation Holdings AG	CHE	OTH	Zurich Versicherungs-Gesellschaft AG	Ownership	100.000	Zurich Insurance Group Ltd.	13
		.0000					Jewell Insurance Agency Ltd	GBR	OTH	Woodstock Insurance Brokers Limited	Ownership	100.000	Zurich Insurance Group Ltd.	13
		.0000					Kennet Road 1 UK Limited	GBR	OTH	Zurich Assurance Ltd	Ownership	100.000	Zurich Insurance Group Ltd.	13
		.0000					Kennet Road 2 UK Limited	GBR	OTH	Zurich Assurance Ltd	Ownership	100.000	Zurich Insurance Group Ltd.	13
		.0000					KLMLP 2, LLC	US	OTH	KLMLP, L.P.	Ownership	100.000	Zurich Insurance Group Ltd.	13
		.0000					KLMLP 3, LLC	US	OTH	KLMLP 2, LLC	Ownership	100.000	Zurich Insurance Group Ltd.	13
		.0000					KLMLP, L.P.	US	OTH	Zurich American Corporation	Ownership	75.000	Zurich Insurance Group Ltd.	13
		.0000	38-2336672				Kraft Lake Insurance Agency, Inc.	US	NIA	FCOA, LLC	Ownership	100.000	Farmers Insurance Exchange	
		.0000					L&L PARK 80 INVESTORS LLC	US	OTH	ZI PARK 80 WEST LLC	Ownership	90.000	Zurich Insurance Group Ltd.	13
		.0000					Farmers New World Life Insurance Company							
.0212	Farmers Insurance Group	.12888	20-5623867				Leschi Life Assurance Company	US	OTH		Ownership	100.000	Zurich Insurance Group Ltd.	12
		.0000					Logbrook Limited	GBR	OTH	Zurich Assurance Ltd	Ownership	100.000	Zurich Insurance Group Ltd.	13
		.0000					Lordbourne Limited	GBR	OTH	Zurich Assurance Ltd	Ownership	100.000	Zurich Insurance Group Ltd.	13
		.0000					MAAGNET SYSTEMS SDN BHD	MYS	OTH	Zurich Versicherungs-Gesellschaft AG	Ownership	100.000	Zurich Insurance Group Ltd.	13
		.0000					MAAGNET-SSMS SDN BHD	MYS	OTH	MAAGNET SYSTEMS SDN BHD	Ownership	100.000	Zurich Insurance Group Ltd.	13
		.0000					MALAYSIAN ALLIANCE PROPERTY SERVICES SDN BHD	MYS	OTH	Zurich Versicherungs-Gesellschaft AG	Ownership	100.000	Zurich Insurance Group Ltd.	13
		.0000					Malaysian Assurance Alliance Berhad	MYS	OTH	Zurich Versicherungs-Gesellschaft AG	Ownership	100.000	Zurich Insurance Group Ltd.	13
		.0000					Manon Vision Co., Ltd.	THA	OTH	Centre Group Holdings Limited	Ownership	0.001	Zurich Insurance Group Ltd.	13
		.0000					Manon Vision Co., Ltd.	THA	OTH	CMSH Limited	Ownership	0.001	Zurich Insurance Group Ltd.	13
		.0000					Manon Vision Co., Ltd.	THA	OTH	Zurich Versicherungs-Gesellschaft AG	Ownership	99.999	Zurich Insurance Group Ltd.	13
.0212	Zurich U.S. Insurance Pool Group	.19356	52-0403120				Maryland Casualty Company	US	OTH	Zurich American Insurance Company	Ownership	100.000	Zurich Insurance Group Ltd.	13

ANNUAL STATEMENT FOR THE YEAR 2012 OF THE Bristol West Casualty Insurance Company

**SCHEDULE Y**

**PART 1A - DETAIL OF INSURANCE HOLDING COMPANY SYSTEM**

1	2	3	4	5	6	7	8	9	10	11	12	13	14	15
Group Code	Group Name	NAIC Company Code	Federal ID Number	Federal RSSD	CIK	Name of Securities Exchange if Publicly Traded (U.S. or International)	Names of Parent, Subsidiaries Or Affiliates	Domiciliary Location	Relationship to Reporting Entity	Directly Controlled by (Name of Entity/Person)	Type of Control (Ownership, Board, Management, Attorney-in-Fact, Influence, Other)	If Control is Ownership Provide Percentage	Ultimate Controlling Entity(ies)/Person(s)	*
		00000					Maunaula Associates, Inc.	US	OTH	Zurich American Corporation	Ownership	100.000	Zurich Insurance Group Ltd.	13
		00000					Mauritian Eagle Insurance Company Limited	MUS	OTH	Zurich Insurance Company South Africa Limited	Ownership	15.000	Zurich Insurance Group Ltd.	13
		00000					MCIS Zurich Insurance Berhad	MYS	OTH	Zurich Asia Holdings Ltd.	Ownership	40.000	Zurich Insurance Group Ltd.	13
		00000					Medidata AG	CHE	OTH	Zurich Versicherungs-Gesellschaft AG	Ownership	8.852	Zurich Insurance Group Ltd.	13
		00000					Mentionland Limited	GBR	OTH	Zurich Assurance Ltd	Ownership	100.000	Zurich Insurance Group Ltd.	13
		00000					Meritclass Investments Limited	GBR	OTH	Zurich Assurance Ltd	Ownership	100.000	Zurich Insurance Group Ltd.	13
		00000					MI Administrators, LLC	US	OTH	FIG Leasing Co., Inc.	Ownership	100.000	Zurich Insurance Group Ltd.	12
0212	Farmers Insurance Group	21687	95-6016640				Mid-Century Insurance Company	US	IA	Farmers Insurance Exchange	Ownership	80.000	Farmers Insurance Exchange	
0212	Farmers Insurance Group	21687	95-6016640				Mid-Century Insurance Company	US	IA	Fire Insurance Exchange	Ownership	12.500	Farmers Insurance Exchange	
0212	Farmers Insurance Group	21687	95-6016640				Mid-Century Insurance Company	US	IA	Truck Insurance Exchange	Ownership	7.500	Farmers Insurance Exchange	
0212	Farmers Insurance Group	28673	74-2448744				Mid-Century Insurance Company of Texas	US	IA	Farmers Insurance Exchange	Ownership	100.000	Farmers Insurance Exchange	
		00000					Minas Brasil Promotora de Servicos S/A	BRA	OTH	Zurich Minas Brasil Seguros S.A.	Ownership	100.000	Zurich Insurance Group Ltd.	13
		00000					MULTIOTO SERVICES SDN BHD	MYS	OTH	Zurich Versicherungs-Gesellschaft AG	Ownership	100.000	Zurich Insurance Group Ltd.	13
		00000					Navigators and General Insurance Company Limited	GBR	OTH	Zurich Insurance plc	Ownership	100.000	Zurich Insurance Group Ltd.	13
		00000					Nearheath Limited	GBR	OTH	Zurich Assurance Ltd	Ownership	100.000	Zurich Insurance Group Ltd.	13
0212	Farmers Insurance Group	10317	95-4528264				Neighborhood Spirit Property & Casualty Company	US	IA	Fire Insurance Exchange	Ownership	80.000	Fire Insurance Exchange	
0212	Farmers Insurance Group	10317	95-4528264				Neighborhood Spirit Property & Casualty Company	US	IA	Truck Insurance Exchange	Ownership	20.000	Fire Insurance Exchange	
		00000					New China Life Insurance Company Limited	CHN	OTH	Zurich Versicherungs-Gesellschaft AG	Ownership	12.512	Zurich Insurance Group Ltd.	13
		00000					NK Zurich Risk Service Co., Ltd.	JPN	OTH	Zurich Insurance Company Limited	Ownership	10.000	Zurich Insurance Group Ltd.	13
0212	Zurich U.S. Insurance Pool Group	19372	13-5283360				Northern Insurance Company of New York	US	OTH	Maryland Casualty Company	Ownership	100.000	Zurich Insurance Group Ltd.	13
		00000					Oldco B Member Holdings, LLC	US	OTH	Centre Group Holdings (U.S.) Limited	Ownership	100.000	Zurich Insurance Group Ltd.	13
		00000					Omnis Investments Limited	GBR	OTH	Openwork Holdings Limited	Ownership	90.000	Zurich Insurance Group Ltd.	13
		00000					Openwork Access Limited	GBR	OTH	Openwork Holdings Limited	Ownership	100.000	Zurich Insurance Group Ltd.	13
		00000					Openwork Holdings Limited	GBR	OTH	Allied Zurich Holdings Limited	Ownership	99.993	Zurich Insurance Group Ltd.	13
		00000					Openwork Independent Solutions Limited	GBR	OTH	Openwork Holdings Limited	Ownership	100.000	Zurich Insurance Group Ltd.	13
		00000					Openwork Limited	GBR	OTH	Openwork Holdings Limited	Ownership	100.000	Zurich Insurance Group Ltd.	13
		00000					Openwork Market Solutions Limited	GBR	OTH	Openwork Holdings Limited	Ownership	100.000	Zurich Insurance Group Ltd.	13
		00000					Openwork Services Limited	GBR	OTH	Openwork Holdings Limited	Ownership	100.000	Zurich Insurance Group Ltd.	13
		00000	98-0172213				Orange Stone Reinsurance	JRL	OTH	Crown Management Services Limited	Ownership	100.000	Zurich Insurance Group Ltd.	13
		00000					Orion Rechtsschutz-Versicherung AG	CHE	OTH	Zurich Versicherungs-Gesellschaft AG	Ownership	78.000	Zurich Insurance Group Ltd.	13
		00000					Parcelgate Limited	GBR	OTH	Zurich Assurance Ltd	Ownership	100.000	Zurich Insurance Group Ltd.	13
		00000					Perils AG	CHE	OTH	Zurich Versicherungs-Gesellschaft AG	Ownership	11.111	Zurich Insurance Group Ltd.	13
		00000					Prematic Service Corporation (California)	US	OTH	Farmers Group, Inc.	Ownership	100.000	Zurich Insurance Group Ltd.	12
		00000					Prematic Service Corporation (Nevada)	US	OTH	Prematic Service Corporation (California)	Ownership	100.000	Zurich Insurance Group Ltd.	12
		00000					Protektor Lebensversicherungs-AG	DEU	OTH	Zurich Deutscher Herold Lebensversicherung Aktiengesellschaft	Ownership	5.158	Zurich Insurance Group Ltd.	13
		00000					PT Zurich Insurance Indonesia	IDN	OTH	Zurich Asia Holdings Ltd.	Ownership	4.312	Zurich Insurance Group Ltd.	13
		00000					PT Zurich Insurance Indonesia	IDN	OTH	Zurich Versicherungs-Gesellschaft AG	Ownership	91.516	Zurich Insurance Group Ltd.	13
		00000					PT Zurich Topas Life	IDN	OTH	Zurich Versicherungs-Gesellschaft AG	Ownership	80.000	Zurich Insurance Group Ltd.	13
		00000					Real Garant Espana S.L.	ESP	OTH	Real Garant GmbH Garantiesysteme	Ownership	100.000	Zurich Insurance Group Ltd.	13
		00000					Real Garant GmbH Garantiesysteme	DEU	OTH	Real Garant Versicherung	Ownership	100.000	Zurich Insurance Group Ltd.	13
		00000					Real Garant Versicherung Aktiengesellschaft	DEU	OTH	Zurich Beteiligungs-Aktiengesellschaft (Deutschland)	Ownership	100.000	Zurich Insurance Group Ltd.	13
		00000					Red Ruff LLC	US	OTH	ZGM Asset Holding Company (Bermuda) Limited	Ownership	100.000	Zurich Insurance Group Ltd.	13

ANNUAL STATEMENT FOR THE YEAR 2012 OF THE Bristol West Casualty Insurance Company

**SCHEDULE Y**

**PART 1A - DETAIL OF INSURANCE HOLDING COMPANY SYSTEM**

1	2	3	4	5	6	7	8	9	10	11	12	13	14	15
Group Code	Group Name	NAIC Company Code	Federal ID Number	Federal RSSD	CIK	Name of Securities Exchange if Publicly Traded (U.S. or International)	Names of Parent, Subsidiaries Or Affiliates	Domiciliary Location	Relationship to Reporting Entity	Directly Controlled by (Name of Entity/Person)	Type of Control (Ownership, Board, Management, Attorney-in-Fact, Influence, Other)	If Control is Ownership Provide Percentage	Ultimate Controlling Entity(ies)/Person(s)	*
		.00000					SA Fire House Limited	ZAF	OTH	Zurich Versicherungs-Gesellschaft AG Zurich Financial Services (UKISA)	Ownership	100.000	Zurich Insurance Group Ltd.	13
		.00000					Sackville Street Limited	GBR	OTH	Limited	Ownership	100.000	Zurich Insurance Group Ltd.	13
		.00000					Santander Brasil Seguros S.A.	BRA	OTH	Santander Seguros S.A.	Ownership	100.000	Zurich Insurance Group Ltd.	13
		.00000					Santander Rio Seguros S.A.	ARG	OTH	Inversiones ZS America SpA	Ownership	4.000	Zurich Insurance Group Ltd.	13
		.00000					Santander Rio Seguros S.A.	ARG	OTH	Zurich Santander Insurance America, S.L.	Ownership	96.000	Zurich Insurance Group Ltd.	13
		.00000					Santander Seguros de Vida S.A.	CHL	OTH	Inversiones ZS America Dos Limitada	Ownership	99.782	Zurich Insurance Group Ltd.	13
		.00000					Santander Seguros de Vida S.A.	CHL	OTH	Inversiones ZS America SpA	Ownership	0.218	Zurich Insurance Group Ltd.	13
		.00000					Santander Seguros Generales S.A.	CHL	OTH	Inversiones ZS America Dos Limitada	Ownership	99.505	Zurich Insurance Group Ltd.	13
		.00000					Santander Seguros Generales S.A.	CHL	OTH	Inversiones ZS America SpA	Ownership	0.495	Zurich Insurance Group Ltd.	13
		.00000					Santander Seguros S.A.	BRA	OTH	Zurich Santander Insurance America, S.L.	Ownership	100.000	Zurich Insurance Group Ltd.	13
		.00000					Santander Seguros Sociedad Anonima	URY	OTH	Zurich Santander Insurance America, S.L.	Ownership	100.000	Zurich Insurance Group Ltd.	13
		.00000					SARL Marofinac	MAR	OTH	Zurich Versicherungs-Gesellschaft AG Zurich Insurance Services (Middle East)	Ownership	100.000	Zurich Insurance Group Ltd.	13
		.00000					Saudi National Insurance Company	BHR	OTH	EC	Ownership	5.000	Zurich Insurance Group Ltd.	13
		.00000					Sceptre Trust Limited	BHS	OTH	Eagle Star Holdings Limited	Ownership		Zurich Insurance Group Ltd.	13
		.00000					Sceptre Trust Limited	BHS	OTH	Eagle Star Insurance Company Limited	Ownership	100.000	Zurich Insurance Group Ltd.	13
.0212	Farmers Insurance Group	.33120	65-0109120				Security National Insurance Company	US	IA	Bristol West Holdings, Inc.	Ownership	75.000	Farmers Insurance Exchange	
.0212	Farmers Insurance Group	.33120	65-0109120				Security National Insurance Company	US	IA	Insurance Data Systems, G.P.	Ownership	25.000	Farmers Insurance Exchange	
		.00000					Serviaide Assistencia e Servicos, Lda.	PRT	OTH	AIDE Assistencia Seguros y Reaseguros, S.A. - Sociedad Uniper	Ownership	95.000	Zurich Insurance Group Ltd.	13
		.00000					Serviaide Assistencia e Servicos, Lda.	PRT	OTH	Serviaide, S.A. - Sociedad Unipersonal	Ownership	5.000	Zurich Insurance Group Ltd.	13
		.00000					Serviaide, S.A. - Sociedad Unipersonal	ESP	OTH	AIDE Assistencia Seguros y Reaseguros, S.A. - Sociedad Uniper	Ownership	100.000	Zurich Insurance Group Ltd.	13
		.00000					Servizurich S.A. - Sociedad Unipersonal	ESP	OTH	Zurich Insurance plc, Sucursal en Espana	Ownership	100.000	Zurich Insurance Group Ltd.	13
		.00000					Shire Park Limited	GBR	OTH	Zurich Assurance Ltd	Ownership	12.419	Zurich Insurance Group Ltd.	13
		.00000					Societe Continentale d'Investissement Immobilier SA	FRA	OTH	Zurich Assurance Ltd	Ownership	100.000	Zurich Insurance Group Ltd.	13
		.00000					Solentbar Property Investment Limited	GBR	OTH	Zurich Assurance Ltd	Ownership	100.000	Zurich Insurance Group Ltd.	13
		.00000					South African Nucleare Pool Administrators (Property) Limite	ZAF	OTH	Zurich Insurance Company South Africa Limited	Ownership	25.000	Zurich Insurance Group Ltd.	13
		.00000	06-1313326				South County Services Co., Inc.	US	OTH	Sterling Forest LLC	Ownership	100.000	Zurich Insurance Group Ltd.	13
		.00000					Spirecharm Limited	GBR	OTH	Zurich Assurance Ltd	Ownership	100.000	Zurich Insurance Group Ltd.	13
		.00000					Staple Inn Holborn Limited	GBR	OTH	Zurich Financial Services (UKISA)	Ownership	100.000	Zurich Insurance Group Ltd.	13
		.00000					Stareagle Limited	GBR	OTH	Limited	Ownership	100.000	Zurich Insurance Group Ltd.	13
		.00000					Starpatch Investments Limited	GBR	OTH	Zurich Assurance Ltd	Ownership	100.000	Zurich Insurance Group Ltd.	13
.0212	Zurich U.S. Insurance Pool Group	.26387	52-0981481				Steadfast Insurance Company	US	OTH	Zurich American Insurance Company	Ownership	100.000	Zurich Insurance Group Ltd.	13
		.00000					Steadfast Santa Clarita Holdings LLC	US	OTH	Steadfast Insurance Company	Ownership	100.000	Zurich Insurance Group Ltd.	13
		.00000	36-4233459				Sterling Forest LLC	US	OTH	Zurich American Insurance Company	Ownership	99.934	Zurich Insurance Group Ltd.	13
		.00000					Sterling ISA Managers (Nominees) Limited	GBR	OTH	Sterling ISA Managers Limited	Ownership	100.000	Zurich Insurance Group Ltd.	13
		.00000					Sterling ISA Managers Limited	GBR	OTH	Zurich Financial Services (UKISA)	Ownership	100.000	Zurich Insurance Group Ltd.	13
		.00000					Sunley Homes Limited	GBR	OTH	Limited	Ownership	100.000	Zurich Insurance Group Ltd.	13
		.00000					Swaziland Royal Insurance Corporation	SWZ	OTH	Zurich Insurance plc Zurich Insurance Company South Africa Limited	Ownership	9.000	Zurich Insurance Group Ltd.	13

ANNUAL STATEMENT FOR THE YEAR 2012 OF THE Bristol West Casualty Insurance Company

**SCHEDULE Y**

**PART 1A - DETAIL OF INSURANCE HOLDING COMPANY SYSTEM**

1	2	3	4	5	6	7	8	9	10	11	12	13	14	15
Group Code	Group Name	NAIC Company Code	Federal ID Number	Federal RSSD	CIK	Name of Securities Exchange if Publicly Traded (U.S. or International)	Names of Parent, Subsidiaries Or Affiliates	Domiciliary Location	Relationship to Reporting Entity	Directly Controlled by (Name of Entity/Person)	Type of Control (Ownership, Board, Management, Attorney-in-Fact, Influence, Other)	If Control is Ownership Provide Percentage	Ultimate Controlling Entity(ies)/Person(s)	*
		.00000					Swiss Insurance Management (Hong Kong) Limited	.HKG	.OTH	Zurich Insurance Holdings (Hong Kong) Limited	Ownership	.99.505	Zurich Insurance Group Ltd.	13
		.00000					Swiss Insurance Management (Hong Kong) Limited	.HKG	.OTH	Zurich Services (Hong Kong) Limited	Ownership	.0.495	Zurich Insurance Group Ltd.	13
		.00000					TCS Loss Adjusters Limited	.GBR	.OTH	Endsleigh Insurance Services Limited	Ownership	.100.000	Zurich Insurance Group Ltd.	13
		.00000					TDG Tele Dienste GmbH	.DEU	.OTH	Zurich Beteiligungs-Aktiengesellschaft (Deutschland)	Ownership	.100.000	Zurich Insurance Group Ltd.	13
		.00000					Techlink Interactive Limited	.GBR	.OTH	Technical Connection Limited	Ownership	.100.000	Zurich Insurance Group Ltd.	13
		.00000					Technical Connection Limited	.GBR	.OTH	Zurich Employment Services Limited	Ownership	.51.000	Zurich Insurance Group Ltd.	13
.0212	Farmers Insurance Group	.21695	94-1663548				Texas Farmers Insurance Company	.US	.IA	Farmers Insurance Exchange	Ownership	.86.280	Farmers Insurance Exchange	
.0212	Farmers Insurance Group	.21695	94-1663548				Texas Farmers Insurance Company	.US	.IA	Mid Century Insurance Company	Ownership	.13.720	Farmers Insurance Exchange	
		.00000					The Liverpool Reversionary Company Limited	.GBR	.OTH	Eagle Star Insurance Company Limited	Ownership	.100.000	Zurich Insurance Group Ltd.	13
		.00000					The Trust Company of Scotland Limited	.GBR	.OTH	Zurich Insurance plc	Ownership	.100.000	Zurich Insurance Group Ltd.	13
		.00000	36-3839542				The Zurich Services Corporation	.US	.OTH	Zurich Holding Company of America, Inc.	Ownership	.100.000	Zurich Insurance Group Ltd.	13
		.00000					TopReport Schadenbesichtigungs GmbH	.AUT	.OTH	Zurich Versicherungs-Aktiengesellschaft	Ownership	.14.286	Zurich Insurance Group Ltd.	13
		.00000					Toscana Uno SPRL	.ITA	.OTH	Zurich Insurance Company Ltd - Rappresentanza Generale per l	Ownership	.50.000	Zurich Insurance Group Ltd.	13
.0212	Farmers Insurance Group	.21709	95-2575892				Truck Insurance Exchange	.US	.IA	See Note 7	Other			
		.00000	95-2670330				Truck Underwriters Association	.US	.OTH	Farmers Group, Inc.	Ownership	.100.000	Zurich Insurance Group Ltd.	13
		.00000					Turegum Immobilien AG	.CHE	.OTH	Zurich Versicherungs-Gesellschaft AG	Ownership	.100.000	Zurich Insurance Group Ltd.	13
.0212	Zurich U.S. Insurance Pool Group	.41181	43-1249228				Universal Underwriters Insurance Company	.US	.OTH	Zurich American Insurance Company	Ownership	.100.000	Zurich Insurance Group Ltd.	13
		.00000	04-3126497				Universal Underwriters Insurance Services, Inc.	.US	.OTH	Zurich Holding Company of America, Inc.	Ownership	.100.000	Zurich Insurance Group Ltd.	13
.0212	Universal Underwriters Life Insurance Company	.70173	43-0824418				Universal Underwriters Life Insurance Company	.US	.OTH	Universal Underwriters Insurance Company	Ownership	.100.000	Zurich Insurance Group Ltd.	13
		.00000					Universal Underwriters of Texas Insurance Company	.US	.OTH	Universal Underwriters Insurance Company	Ownership	.100.000	Zurich Insurance Group Ltd.	13
.0212	Zurich U.S. Insurance Pool Group	.40843	36-3139101				Universal Underwriters Service Corporation	.US	.OTH	Zurich Holding Company of America, Inc.	Ownership	.100.000	Zurich Insurance Group Ltd.	13
		.00000	43-1269296				Vehicle Dealer Solutions, Inc.	.US	.OTH	The Zurich Services Corporation	Ownership	.100.000	Zurich Insurance Group Ltd.	13
		.00000	26-1282208				Veyond Pacific Technology Solutions, LLC	.US	.NIA	Farmers Insurance Hawaii, Inc.	Ownership	.99.920	Farmers Insurance Exchange	
		.00000	20-3821099				Veyond Pacific Technology Solutions, LLC	.US	.NIA	American Pacific Insurance Company, Inc.	Ownership	.0.080	Farmers Insurance Exchange	
		.00000	20-3821011				Veyond Pacific Technology, Inc.	.US	.NIA	Veyond Pacific Technology Solutions, LLC	Ownership	.100.000	Farmers Insurance Exchange	
		.00000	04-3726591				Veyond Technology Solutions, LLC	.US	.NIA	Farmers Insurance Hawaii, Inc.	Ownership	.92.220	Farmers Insurance Exchange	
		.00000	04-3726591				Veyond Technology Solutions, LLC	.US	.NIA	American Pacific Insurance Company, Inc.	Ownership	.7.780	Farmers Insurance Exchange	
		.00000	04-3682284				Vita Lebensversicherungs-Gesellschaft AG	.CHE	.OTH	Veyond Technology Solutions, LLC	Ownership	.100.000	Farmers Insurance Exchange	
		.00000	74-1593853				Western Star Insurance Services, Inc.	.US	.NIA	Zurich Versicherungs-Gesellschaft AG	Ownership	.100.000	Zurich Insurance Group Ltd.	13
		.00000					Women on Wheels Limited	.GBR	.OTH	FCOA, LLC	Ownership	.100.000	Farmers Insurance Exchange	
		.00000					Woodstock Insurance Brokers Limited	.GBR	.OTH	Endsleigh Insurance Services Limited	Ownership	.100.000	Zurich Insurance Group Ltd.	13
		.00000					World Travel Protection Canada Inc.	.CAN	.OTH	Endsleigh Insurance Services Limited	Ownership	.100.000	Zurich Insurance Group Ltd.	13
		.00000					Wren Investments Limited	.GBR	.OTH	Zurich Canadian Holdings Limited	Ownership	.100.000	Zurich Insurance Group Ltd.	13
		.00000					Wrightway Underwriting Limited	.IRL	.OTH	Zurich Whiteley Trust Limited	Ownership	.100.000	Zurich Insurance Group Ltd.	13
		.00000					Z flex Gesellschaft fur Personaldienstleistungen mbH	.DEU	.OTH	Ballykilliane Holdings Limited	Ownership	.100.000	Zurich Insurance Group Ltd.	13
		.00000					Z Nominees Limited	.JEY	.OTH	Zurich Beteiligungs-Aktiengesellschaft (Deutschland)	Ownership	.100.000	Zurich Insurance Group Ltd.	13
		.00000					Z Secretaries Limited	.JEY	.OTH	Zurich Trust Limited	Ownership	.100.000	Zurich Insurance Group Ltd.	13
		.00000					Z Secretaries Limited	.JEY	.OTH	Zurich Trust Limited	Ownership	.100.000	Zurich Insurance Group Ltd.	13

98.10

ANNUAL STATEMENT FOR THE YEAR 2012 OF THE Bristol West Casualty Insurance Company

**SCHEDULE Y**

**PART 1A - DETAIL OF INSURANCE HOLDING COMPANY SYSTEM**

1	2	3	4	5	6	7	8	9	10	11	12	13	14	15
Group Code	Group Name	NAIC Company Code	Federal ID Number	Federal RSSD	CIK	Name of Securities Exchange if Publicly Traded (U.S. or International)	Names of Parent, Subsidiaries Or Affiliates	Domiciliary Location	Relationship to Reporting Entity	Directly Controlled by (Name of Entity/Person)	Type of Control (Ownership, Board, Management, Attorney-in-Fact, Influence, Other)	If Control is Ownership Provide Percentage	Ultimate Controlling Entity(ies)/Person(s)	*
		.00000					ZCM (U.S.) Limited	.US.	.OTH.	ZCM Holdings (Bermuda) Limited	Ownership	100.000	Zurich Insurance Group Ltd.	13
		.00000					ZCM Asset Holding Company (Bermuda) Limited	.BMU.	.OTH.	ZCM Holdings (Bermuda) Limited	Ownership	100.000	Zurich Insurance Group Ltd.	13
		.00000					ZCM Holdings (Bermuda) Limited	.BMU.	.OTH.	CMSH Limited	Ownership	24.290	Zurich Insurance Group Ltd.	13
		.00000					ZCM Holdings (Bermuda) Limited	.BMU.	.OTH.	CMSH Limited	Ownership	75.710	Zurich Insurance Group Ltd.	13
		.00000					ZCM Matched Funding Corp.	.US.	.OTH.	ZCM (U.S.) Limited	Ownership	100.000	Zurich Insurance Group Ltd.	13
		.00000					ZCMC II Holdings Limited	.JRL.	.OTH.	ZCM Asset Holding Company (Bermuda) Limited	Ownership	0.200	Zurich Insurance Group Ltd.	13
		.00000					ZCMC II Holdings Limited	.JRL.	.OTH.	Zurich Financial Services EUB Holdings Limited	Ownership	99.800	Zurich Insurance Group Ltd.	13
		.00000					Zebra Property Fund I, LP	.US.	.OTH.	Zurich Holding Company of America, Inc.	Ownership	100.000	Zurich Insurance Group Ltd.	13
		.00000	81-0680889				ZFS Finance (USA) LLC II	.US.	.OTH.	Zurich Holding Company of America, Inc.	Ownership	100.000	Zurich Insurance Group Ltd.	13
		.00000	77-0684542				ZFS Finance (USA) LLC V	.US.	.OTH.	Zurich Holding Company of America, Inc.	Ownership	100.000	Zurich Insurance Group Ltd.	13
		.00000	20-5900744				ZFUS Services, LLC	.US.	.OTH.	Zurich Holding Company of America, Inc.	Ownership	100.000	Zurich Insurance Group Ltd.	13
		.00000					ZGEE3 Limited	.GBR.	.OTH.	Zurich Insurance Company (U.K.) Limited	Ownership	100.000	Zurich Insurance Group Ltd.	13
		.00000					ZI Park 80 West LLC	.US.	.OTH.	Zurich American Insurance Company	Ownership	100.000	Zurich Insurance Group Ltd.	13
		.00000	02-0802795				ZNA Services, LLC	.US.	.OTH.	ZFUS Services, LLC	Ownership	100.000	Zurich Insurance Group Ltd.	13
		.00000					ZPC Capital Limited	.GBR.	.OTH.	Zurich Holdings (UK) Limited	Ownership	100.000	Zurich Insurance Group Ltd.	13
		.00000					ZSF 00-1, Inc.	.US.	.OTH.	CTH Affordable Housing Corporation	Ownership	100.000	Zurich Insurance Group Ltd.	13
		.00000					ZSF 02-1, Inc.	.US.	.OTH.	CTH Affordable Housing Corporation	Ownership	100.000	Zurich Insurance Group Ltd.	13
		.00000					ZSF 99-2 Tyler House, Inc.	.US.	.OTH.	CTH Affordable Housing Corporation	Ownership	100.000	Zurich Insurance Group Ltd.	13
		.00000					ZSF 99-3 Aurora, Inc.	.US.	.OTH.	CTH Affordable Housing Corporation	Ownership	100.000	Zurich Insurance Group Ltd.	13
		.00000					ZSF 99-4, Inc.	.US.	.OTH.	CTH Affordable Housing Corporation	Ownership	100.000	Zurich Insurance Group Ltd.	13
		.00000					ZSF Apollo Corporation	.US.	.OTH.	CTH Affordable Housing Corporation	Ownership	100.000	Zurich Insurance Group Ltd.	13
		.00000					ZSF Blairville, Inc.	.US.	.OTH.	CTH Affordable Housing Corporation	Ownership	100.000	Zurich Insurance Group Ltd.	13
		.00000					ZSF Boston Store, Inc.	.US.	.OTH.	CTH Affordable Housing Corporation	Ownership	100.000	Zurich Insurance Group Ltd.	13
		.00000					ZSF Grant Park, Inc.	.US.	.OTH.	CTH Affordable Housing Corporation	Ownership	100.000	Zurich Insurance Group Ltd.	13
		.00000					ZSF Idlewild, Inc.	.US.	.OTH.	CTH Affordable Housing Corporation	Ownership	100.000	Zurich Insurance Group Ltd.	13
		.00000					ZSF Landmark Corporation	.US.	.OTH.	CTH Affordable Housing Corporation	Ownership	100.000	Zurich Insurance Group Ltd.	13
		.00000					ZSF Newport I Corporation	.US.	.OTH.	CTH Affordable Housing Corporation	Ownership	100.000	Zurich Insurance Group Ltd.	13
		.00000	36-3096373				ZSFH LLC	.US.	.OTH.	Zurich Holding Company of America, Inc.	Ownership	100.000	Zurich Insurance Group Ltd.	13
		.00000					ZSG Kfz-ZulassungsservicegesmbH	.AUT.	.OTH.	Zurich Versicherungs-Aktiengesellschaft	Ownership	33.333	Zurich Insurance Group Ltd.	13
		.00000					ZSL Financing Limited	.GBR.	.OTH.	Zurich Holdings (UK) Limited	Ownership	1.000	Zurich Insurance Group Ltd.	13
		.00000					ZSL Financing Limited	.GBR.	.OTH.	Zurich Specialties London Limited	Ownership	99.000	Zurich Insurance Group Ltd.	13
		.00000					Zurich - Companhia de Seguros Vida S.A.	.PRT.	.OTH.	Zurich Finanz-Gesellschaft AG	Ownership		Zurich Insurance Group Ltd.	13
		.00000					Zurich - Companhia de Seguros Vida S.A.	.PRT.	.OTH.	Zurich Investments Life S.p.A.	Ownership		Zurich Insurance Group Ltd.	13
		.00000					Zurich - Companhia de Seguros Vida S.A.	.PRT.	.OTH.	Zurich Lebensversicherungs-Gesellschaft AG	Ownership	100.000	Zurich Insurance Group Ltd.	13
		.00000					Zurich - Companhia de Seguros Vida S.A.	.PRT.	.OTH.	Zurich Versicherungs-Gesellschaft AG	Ownership		Zurich Insurance Group Ltd.	13
		.00000					Zurich - Companhia de Seguros Vida S.A.	.PRT.	.OTH.	Zurich Vida, Compania de Seguros y Reaseguros, S.A. - Sociad	Ownership		Zurich Insurance Group Ltd.	13
		.00000					Zurich (Sales Management Pension Plan) Trustee Limited	.GBR.	.OTH.	Allied Dunbar Assurance plc	Ownership	100.000	Zurich Insurance Group Ltd.	13
		.00000					Zurich Administradora General de Fondos S.A.	.CHL.	.OTH.	Chilena Consolidada Seguros de Vida S.A.	Ownership	99.970	Zurich Insurance Group Ltd.	13
		.00000					Zurich Administradora General de Fondos S.A.	.CHL.	.OTH.	Inversiones Suizo Chilena S.A.	Ownership	0.030	Zurich Insurance Group Ltd.	13
		.00000					Zurich Advice Limited	.HKG.	.OTH.	Zurich Insurance Holdings (Hong Kong) Limited	Ownership	100.000	Zurich Insurance Group Ltd.	13
		.00000					Zurich Advice Network Limited	.GBR.	.OTH.	Allied Dunbar Assurance plc	Ownership	100.000	Zurich Insurance Group Ltd.	13
		.00000					Zurich Advisory (HK) Limited	.HKG.	.OTH.	Zurich Assurance Ltd	Ownership	100.000	Zurich Insurance Group Ltd.	13

ANNUAL STATEMENT FOR THE YEAR 2012 OF THE Bristol West Casualty Insurance Company

**SCHEDULE Y**

**PART 1A - DETAIL OF INSURANCE HOLDING COMPANY SYSTEM**

1	2	3	4	5	6	7	8	9	10	11	12	13	14	15
Group Code	Group Name	NAIC Company Code	Federal ID Number	Federal RSSD	CIK	Name of Securities Exchange if Publicly Traded (U.S. or International)	Names of Parent, Subsidiaries Or Affiliates	Domiciliary Location	Relationship to Reporting Entity	Directly Controlled by (Name of Entity/Person)	Type of Control (Ownership, Board, Management, Attorney-in-Fact, Influence, Other)	If Control is Ownership Provide Percentage	Ultimate Controlling Entity(ies)/Person(s)	*
		.00000	74-2717532				Zurich Agency Services Inc.	US	OTH	Maryland Casualty Company	Ownership	100.000	Zurich Insurance Group Ltd.	13
		.00000	86-1164252				Zurich Alternative Asset Management, LLC	US	OTH	Zurich Holding Company of America, Inc.	Ownership	100.000	Zurich Insurance Group Ltd.	13
		.00000	36-6169781				Zurich American Corporation	US	OTH	Zurich Holding Company of America, Inc.	Ownership	100.000	Zurich Insurance Group Ltd.	13
.0212	Zurich U.S. Insurance Pool Group	16535	36-4233459				Zurich American Insurance Company	US	OTH	Zurich Holding Company of America, Inc.	Ownership	100.000	Zurich Insurance Group Ltd.	13
							Zurich American Insurance Company of Illinois	US	OTH	American Zurich Insurance Company	Ownership	100.000	Zurich Insurance Group Ltd.	13
.0212	Zurich U.S. Insurance Pool Group Zurich American Life Insurance Company	27855	36-2781080				Zurich American Life Insurance Company	US	OTH	Zurich American Corporation	Ownership	100.000	Zurich Insurance Group Ltd.	13
.0212		90557	36-3050975		000351754		Zurich American Life Insurance Company of New York	US	OTH	Zurich American Life Insurance Company	Ownership	100.000	Zurich Insurance Group Ltd.	13
.0212	Zurich Ins Group	14178	27-4746162				Zurich Argentina Cia. de Seguros S.A.	ARG	OTH	Inversiones Suizo-Argentina S.A.	Ownership	55.461	Zurich Insurance Group Ltd.	13
		.00000					Zurich Argentina Cia. de Seguros S.A.	ARG	OTH	Zurich Versicherungs-Gesellschaft AG	Ownership	44.536	Zurich Insurance Group Ltd.	13
		.00000					Zurich Argentina Compania de Seguros de Retiro S.A.	ARG	OTH	Zurich Argentina Cia. de Seguros S.A.	Ownership	46.642	Zurich Insurance Group Ltd.	13
		.00000					Zurich Argentina Compania de Seguros de Retiro S.A.	ARG	OTH	Zurich Versicherungs-Gesellschaft AG	Ownership	53.358	Zurich Insurance Group Ltd.	13
		.00000					Zurich Asia Holdings Ltd.	BMU	OTH	Zurich Versicherungs-Gesellschaft AG	Ownership	100.000	Zurich Insurance Group Ltd.	13
		.00000					Zurich Asset Management Gerente de Fondos Comunes de Inversi	ARG	OTH	Inversiones Suizo-Argentina S.A.	Ownership	90.000	Zurich Insurance Group Ltd.	13
		.00000					Zurich Asset Management Gerente de Fondos Comunes de Inversi	ARG	OTH	Isis S.A.	Ownership	10.000	Zurich Insurance Group Ltd.	13
		.00000					Zurich Assurance (2004) plc	GBR	OTH	Zurich Assurance Ltd	Ownership	100.000	Zurich Insurance Group Ltd.	13
		.00000					Zurich Assurance Ltd	GBR	OTH	Eagle Star Holdings Limited	Ownership	100.000	Zurich Insurance Group Ltd.	13
		.00000					ZURICH Assurances Maroc	MAR	OTH	SARL Marofinac	Ownership	30.099	Zurich Insurance Group Ltd.	13
		.00000					ZURICH Assurances Maroc	MAR	OTH	Zurich Versicherungs-Gesellschaft AG	Ownership	67.627	Zurich Insurance Group Ltd.	13
		.00000					Zurich Australia Limited	AUS	OTH	Zurich Financial Services Australia Limited	Ownership	100.000	Zurich Insurance Group Ltd.	13
		.00000	AA-1930995				Zurich Australian Insurance Limited	AUS	OTH	Zurich Financial Services Australia Limited	Ownership	100.000	Zurich Insurance Group Ltd.	13
		.00000					Zurich Australian Insurance Properties Pty Limited	AUS	OTH	Zurich Australia Limited	Ownership	40.000	Zurich Insurance Group Ltd.	13
		.00000					Zurich Australian Insurance Properties Pty Limited	AUS	OTH	Zurich Australian Insurance Limited	Ownership	60.000	Zurich Insurance Group Ltd.	13
		.00000					Zurich Australian Superannuation Pty Limited	AUS	OTH	Zurich Financial Services Australia Limited	Ownership	100.000	Zurich Insurance Group Ltd.	13
		.00000					Zurich Bank	JRL	OTH	ZCM Holdings (Bermuda) Limited	Ownership	0.037	Zurich Insurance Group Ltd.	13
		.00000					Zurich Bank	JRL	OTH	ZCM II Holdings Limited	Ownership	99.963	Zurich Insurance Group Ltd.	13
		.00000					Zurich Bank International Limited	GBR	OTH	Zurich Bank	Ownership	100.000	Zurich Insurance Group Ltd.	13
		.00000	13-4186554				Zurich Benefit Finance LLC	US	OTH	Zurich Holding Company of America, Inc.	Ownership	100.000	Zurich Insurance Group Ltd.	13
		.00000					Zurich Beteiligungs-Aktiengesellschaft (Deutschland)	DEU	OTH	Zurich IT Service AG Niederlassung fur Deutschland	Ownership	82.617	Zurich Insurance Group Ltd.	13
		.00000					Zurich Beteiligungs-Aktiengesellschaft (Deutschland)	DEU	OTH	Zurich Leben Service AG Niederlassung fur Deutschland	Ownership	17.383	Zurich Insurance Group Ltd.	13
		.00000					Zurich Building Control Services Limited	GBR	OTH	Zurich Holdings (UK) Limited	Ownership	100.000	Zurich Insurance Group Ltd.	13
		.00000					Zurich Canadian Holdings Limited	CAN	OTH	Zurich Insurance Company Ltd, Canadian Branch	Ownership	68.819	Zurich Insurance Group Ltd.	13
		.00000					Zurich Canadian Holdings Limited	CAN	OTH	Zurich Versicherungs-Gesellschaft AG	Ownership	31.181	Zurich Insurance Group Ltd.	13
		.00000			0001028769		Zurich Capital Markets Inc.	US	OTH	ZCM (U.S.) Limited	Ownership	100.000	Zurich Insurance Group Ltd.	13
		.00000					Zurich Community Trust (UK) Limited	GBR	OTH	Zurich Financial Services (UK)ISA Limited	Ownership	50.000	Zurich Insurance Group Ltd.	13

ANNUAL STATEMENT FOR THE YEAR 2012 OF THE Bristol West Casualty Insurance Company

**SCHEDULE Y**

**PART 1A - DETAIL OF INSURANCE HOLDING COMPANY SYSTEM**

1	2	3	4	5	6	7	8	9	10	11	12	13	14	15
Group Code	Group Name	NAIC Company Code	Federal ID Number	Federal RSSD	CIK	Name of Securities Exchange if Publicly Traded (U.S. or International)	Names of Parent, Subsidiaries Or Affiliates	Domiciliary Location	Relationship to Reporting Entity	Directly Controlled by (Name of Entity/Person)	Type of Control (Ownership, Board, Management, Attorney-in-Fact, Influence, Other)	If Control is Ownership Provide Percentage	Ultimate Controlling Entity(ies)/Person(s)	*
		.00000					Zurich Community Trust (UK) Limited	.GBR	.OTH	Zurich Financial Services (UKISA) Nominees Limited	Ownership	.50.000	Zurich Insurance Group Ltd.	13
		.00000					Zurich Compania de Reaseguros Argentina S.A.	.ARG	.OTH	Zurich Versicherungs-Gesellschaft AG	Ownership	.5.000	Zurich Insurance Group Ltd.	13
		.00000					Zurich Compania de Reaseguros Argentina S.A.	.ARG	.OTH	Inversiones Suizo-Argentina S.A.	Ownership	.95.000	Zurich Insurance Group Ltd.	13
		.00000					Zurich, Compania de Seguros, S.A.	.MEX	.OTH	Zurich Versicherungs-Gesellschaft AG	Ownership	.99.883	Zurich Insurance Group Ltd.	13
		.00000					Zurich Computer Services Limited	.GBR	.OTH	Allied Dunbar Assurance plc	Ownership	.100.000	Zurich Insurance Group Ltd.	13
		.00000					Zurich Consortium Societa Consortile a Responsabilita Limit	.ITA	.OTH	Zurich Insurance plc - Rappresentanza Generale per l'Italia	Ownership	.99.950	Zurich Insurance Group Ltd.	13
		.00000					Zurich Consortium Societa Consortile a Responsabilita Limit	.ITA	.OTH	Zurich Investments Life S.p.A.	Ownership	.0.010	Zurich Insurance Group Ltd.	13
		.00000					Zurich Consortium Societa Consortile a Responsabilita Limit	.ITA	.OTH	Zurich Life and Pensions S.p.A.	Ownership	.0.010	Zurich Insurance Group Ltd.	13
		.00000					Zurich Consortium Societa Consortile a Responsabilita Limit	.ITA	.OTH	Zurich Life Assurance plc - Rappresentanza Generale per l'It	Ownership	.0.010	Zurich Insurance Group Ltd.	13
		.00000					Zurich Consortium Societa Consortile a Responsabilita Limit	.ITA	.OTH	Zurich Life Insurance Italia S.p.A.	Ownership	.0.010	Zurich Insurance Group Ltd.	13
		.00000					Zurich Consortium Societa Consortile a Responsabilita Limit	.ITA	.OTH	Zuritel S.p.A.	Ownership	.0.010	Zurich Insurance Group Ltd.	13
		.00000					Zurich Consultancy Limited	.HKG	.OTH	Zurich Insurance Holdings (Hong Kong) Limited	Ownership	.100.000	Zurich Insurance Group Ltd.	13
		.00000					Zurich Consultoria de Riesgos, C.A.	.VEN	.OTH	Zurich Seguros, S.A.	Ownership	.99.990	Zurich Insurance Group Ltd.	13
		.00000					Zurich Corredora de Bolsa S.A.	.CHL	.OTH	Inversiones Suizo Chilena S.A.	Ownership	.99.000	Zurich Insurance Group Ltd.	13
		.00000					Zurich Corredora de Bolsa S.A.	.CHL	.OTH	Zurich Investments Chile S.A.	Ownership	.1.000	Zurich Insurance Group Ltd.	13
		.00000	36-4412924				Zurich CZI Management Holding Ltd.	.US	.OTH	Zurich Global Investment Management Inc.	Ownership	.100.000	Zurich Insurance Group Ltd.	13
		.00000					Zurich Deutscher Herold Lebensversicherung Aktiengesellschaft	.DEU	.OTH	Deutscher Herold Aktiengesellschaft	Ownership	.67.540	Zurich Insurance Group Ltd.	13
		.00000					Zurich Deutscher Herold Lebensversicherung Aktiengesellschaft	.DEU	.OTH	Zurich Beteiligungs-Aktiengesellschaft (Deutschland)	Ownership	.32.460	Zurich Insurance Group Ltd.	13
		.00000					Zurich Direct Agency Limited	.HKG	.OTH	Zurich Advice Limited	Ownership	.100.000	Zurich Insurance Group Ltd.	13
		.00000					Zurich Distribuidora de Mexico, S.A. de C.V.	.MEX	.OTH	Zurich Versicherungs-Gesellschaft AG	Ownership	.99.998	Zurich Insurance Group Ltd.	13
		.00000					Zurich Distribuidora de Mexico, S.A. de C.V.	.MEX	.OTH	Zurich Vida, Compania de Seguros, S.A.	Ownership	.0.002	Zurich Insurance Group Ltd.	13
		.00000	95-4773780				Zurich E&S Insurance Brokerage, Inc.	.US	.OTH	Zurich American Insurance Company	Ownership	.100.000	Zurich Insurance Group Ltd.	13
		.00000					Zurich Employment Ireland Limited	.IRL	.OTH	Zurich Holding Ireland Limited	Ownership	.100.000	Zurich Insurance Group Ltd.	13
		.00000					Zurich Employment Services Limited	.GBR	.OTH	Zurich Financial Services (UKISA) Limited	Ownership	.100.000	Zurich Insurance Group Ltd.	13
		.00000					Zurich Eurolife S.A.	.LUX	.OTH	Zurich Lebensversicherungs-Gesellschaft AG	Ownership	.90.000	Zurich Insurance Group Ltd.	13
		.00000					Zurich Eurolife S.A.	.LUX	.OTH	Zurich Versicherungs-Gesellschaft AG	Ownership	.10.000	Zurich Insurance Group Ltd.	13
		.00000					Zurich Finance (Bermuda) Ltd.	.BMU	.OTH	Zurich Versicherungs-Gesellschaft AG	Ownership	.100.000	Zurich Insurance Group Ltd.	13
		.00000					Zurich Finance (Luxembourg) S.A.	.LUX	.OTH	Zurich Lebensversicherungs-Gesellschaft AG	Ownership	.0.081	Zurich Insurance Group Ltd.	13
		.00000					Zurich Finance (Luxembourg) S.A.	.LUX	.OTH	Zurich Versicherungs-Gesellschaft AG	Ownership	.99.919	Zurich Insurance Group Ltd.	13
		.00000					Zurich Finance (UK) plc	.GBR	.OTH	Zurich Financial Services (UKISA) Limited	Ownership	.99.998	Zurich Insurance Group Ltd.	13
		.00000					Zurich Finance (UK) plc	.GBR	.OTH	Zurich Financial Services (UKISA) Nominees Limited	Ownership	.0.002	Zurich Insurance Group Ltd.	13

ANNUAL STATEMENT FOR THE YEAR 2012 OF THE Bristol West Casualty Insurance Company

**SCHEDULE Y**

**PART 1A - DETAIL OF INSURANCE HOLDING COMPANY SYSTEM**

1	2	3	4	5	6	7	8	9	10	11	12	13	14	15
Group Code	Group Name	NAIC Company Code	Federal ID Number	Federal RSSD	CIK	Name of Securities Exchange if Publicly Traded (U.S. or International)	Names of Parent, Subsidiaries Or Affiliates	Domiciliary Location	Relationship to Reporting Entity	Directly Controlled by (Name of Entity/Person)	Type of Control (Ownership, Board, Management, Attorney-in-Fact, Influence, Other)	If Control is Ownership Provide Percentage	Ultimate Controlling Entity(ies)/Person(s)	*
		.00000	36-4228642				Zurich Finance (USA), Inc.	.US	.OTH	Zurich Holding Company of America, Inc.	Ownership	100.000	Zurich Insurance Group Ltd.	13
		.00000					Zurich Financial Management Limited	.GBR	.OTH	Allied Dunbar Assurance plc	Ownership	100.000	Zurich Insurance Group Ltd.	13
		.00000					Zurich Financial Services (Channel Islands) Limited	.JEY	.OTH	Zurich Financial Services (UKISA) Limited	Ownership	99.909	Zurich Insurance Group Ltd.	13
		.00000					Zurich Financial Services (Channel Islands) Limited	.JEY	.OTH	Zurich Financial Services (UKISA) Nominees Limited	Ownership	0.091	Zurich Insurance Group Ltd.	13
		.00000					Zurich Financial Services (Isle of Man) Group Services Limit	.GBR	.OTH	Zurich Versicherungs-Gesellschaft AG	Ownership	100.000	Zurich Insurance Group Ltd.	13
		.00000					Zurich Financial Services (Isle of Man) Holdings Limited	.GBR	.OTH	Zurich Versicherungs-Gesellschaft AG	Ownership	100.000	Zurich Insurance Group Ltd.	13
		.00000					Zurich Financial Services (Isle of Man) Insurance Manager Lt	.GBR	.OTH	Zurich Versicherungs-Gesellschaft AG	Ownership	100.000	Zurich Insurance Group Ltd.	13
		.00000					Zurich Financial Services (Isle of Man) Reinsurance Company	.GBR	.OTH	Zurich Financial Services (Isle of Man) Holdings Limited	Ownership	100.000	Zurich Insurance Group Ltd.	13
		.00000					Zurich Financial Services (UKISA) Group Services Limited	.GBR	.OTH	Zurich Financial Services (UKISA) Limited	Ownership	100.000	Zurich Insurance Group Ltd.	13
		.00000					Zurich Financial Services (UKISA) Limited	.GBR	.OTH	Allied Zurich Holdings Limited	Ownership	90.316	Zurich Insurance Group Ltd.	13
		.00000					Zurich Financial Services (UKISA) Limited	.GBR	.OTH	Zurich Insurance plc	Ownership	9.684	Zurich Insurance Group Ltd.	13
		.00000					Zurich Financial Services (UKISA) Nominees Limited	.GBR	.OTH	Zurich Financial Services (UKISA) Limited	Ownership	100.000	Zurich Insurance Group Ltd.	13
		.00000	AA-1930995				Zurich Financial Services Australia Limited	.AUS	.OTH	Zurich Versicherungs-Gesellschaft AG	Ownership	100.000	Zurich Insurance Group Ltd.	13
		.00000					Zurich Financial Services EUB Holdings Limited	.JRL	.OTH	ZCM Holdings (Bermuda) Limited	Ownership	0.083	Zurich Insurance Group Ltd.	13
		.00000					Zurich Financial Services EUB Holdings Limited	.JRL	.OTH	Zurich Insurance Group Ltd.	Ownership	99.917	Zurich Insurance Group Ltd.	13
		.00000					Zurich Financial Services UK Pension Trustee Limited	.GBR	.OTH	Zurich Financial Services (UKISA) Limited	Ownership	99.000	Zurich Insurance Group Ltd.	13
		.00000					Zurich Finanz-Gesellschaft AG	.CHE	.OTH	Zurich Versicherungs-Gesellschaft AG	Ownership	100.000	Zurich Insurance Group Ltd.	13
		.00000	AA-0053640				Zurich F&I Reinsurance T&C Limited	.TCA	.OTH	Universal Underwriters Insurance Services, Inc.	Ownership	0.001	Zurich Insurance Group Ltd.	13
		.00000	AA-0053640				Zurich F&I Reinsurance T&C Limited	.TCA	.OTH	Universal Underwriters Service Corporation	Ownership	99.999	Zurich Insurance Group Ltd.	13
		.00000					Zurich General Insurance Company (China) Limited	.CHN	.OTH	Zurich Versicherungs-Gesellschaft AG	Ownership	100.000	Zurich Insurance Group Ltd.	13
		.00000					Zurich Global Corporate UK Limited	.GBR	.OTH	Zurich Specialties London Limited	Ownership	100.000	Zurich Insurance Group Ltd.	13
		.00000					Zurich Global Funding	.JRL	.OTH	Zurich Finanz-Gesellschaft AG	Ownership	0.100	Zurich Insurance Group Ltd.	13
		.00000					Zurich Global Funding	.JRL	.OTH	Zurich Versicherungs-Gesellschaft AG	Ownership	99.900	Zurich Insurance Group Ltd.	13
		.00000	04-3729755				Zurich Global Investment Management Inc.	.US	.OTH	Zurich Holding Company of America, Inc.	Ownership	100.000	Zurich Insurance Group Ltd.	13
		.00000	AA-3190947				Zurich Global, Ltd.	.BMU	.OTH	Zurich Holding Company of America, Inc.	Ownership	100.000	Zurich Insurance Group Ltd.	13
		.00000					Zurich Group Funding Luxembourg S.A.	.LUX	.OTH	Zurich Lebensversicherungs-Gesellschaft AG	Ownership	0.020	Zurich Insurance Group Ltd.	13
		.00000					Zurich Group Funding Luxembourg S.A.	.LUX	.OTH	Zurich Versicherungs-Gesellschaft AG	Ownership	99.980	Zurich Insurance Group Ltd.	13
		.00000					Zurich GSG Limited	.GBR	.OTH	Zurich GSH Limited	Ownership	100.000	Zurich Insurance Group Ltd.	13
		.00000					Zurich GSH Limited	.GBR	.OTH	Zurich Holdings (UK) Limited	Ownership	100.000	Zurich Insurance Group Ltd.	13
		.00000	36-3096373				Zurich Holding Company of America, Inc.	.US	.OTH	Crown Management Services Limited	Ownership	0.129	Zurich Insurance Group Ltd.	13
		.00000	36-3096373				Zurich Holding Company of America, Inc.	.US	.OTH	Zurich Versicherungs-Gesellschaft AG	Ownership	99.871	Zurich Insurance Group Ltd.	13
		.00000					Zurich Holding Ireland Limited	.JRL	.OTH	Zurich Versicherungs-Gesellschaft AG	Ownership	100.000	Zurich Insurance Group Ltd.	13
		.00000					Zurich Holdings (UK) Limited	.GBR	.OTH	Zurich Versicherungs-Gesellschaft AG	Ownership	100.000	Zurich Insurance Group Ltd.	13
		.00000					Zurich Immobilien Liegenschaftsverwaltungs-GesmbH	.AUT	.OTH	Zurich Versicherungs-Gesellschaft AG	Ownership	100.000	Zurich Insurance Group Ltd.	13

ANNUAL STATEMENT FOR THE YEAR 2012 OF THE Bristol West Casualty Insurance Company

**SCHEDULE Y**

**PART 1A - DETAIL OF INSURANCE HOLDING COMPANY SYSTEM**

1	2	3	4	5	6	7	8	9	10	11	12	13	14	15
Group Code	Group Name	NAIC Company Code	Federal ID Number	Federal RSSD	CIK	Name of Securities Exchange if Publicly Traded (U.S. or International)	Names of Parent, Subsidiaries Or Affiliates	Domiciliary Location	Relationship to Reporting Entity	Directly Controlled by (Name of Entity/Person)	Type of Control (Ownership, Board, Management, Attorney-in-Fact, Influence, Other)	If Control is Ownership Provide Percentage	Ultimate Controlling Entity(ies)/Person(s)	*
		.00000					Zurich IMRE AG	.CHE	.OTH	Zurich Versicherungs-Gesellschaft AG	Ownership	100.000	Zurich Insurance Group Ltd.	13
		.00000					Zurich Independent Wealth Management Limited	.GBR	.OTH	Allied Dunbar Assurance plc	Ownership	100.000	Zurich Insurance Group Ltd.	13
		.00000	AA-5280035				Zurich Insurance (Taiwan) Ltd.	.TWN	.OTH	Zurich Asia Holdings Ltd.	Ownership	51.101	Zurich Insurance Group Ltd.	13
		.00000	AA-5280035				Zurich Insurance (Taiwan) Ltd.	.TWN	.OTH	Zurich Versicherungs-Gesellschaft AG	Ownership	48.625	Zurich Insurance Group Ltd.	13
		.00000					Zurich Insurance Brokers (Beijing) Company Limited	.CHN	.OTH	Zurich Insurance Holdings (Hong Kong) Limited	Ownership	24.510	Zurich Insurance Group Ltd.	13
		.00000					Zurich Insurance Company (U.K.) Limited	.GBR	.OTH	Zurich Versicherungs-Gesellschaft AG	Ownership	100.000	Zurich Insurance Group Ltd.	13
		.00000					Zurich Insurance Company Botswana Ltd	.BWA	.OTH	Zurich Insurance Company South Africa Limited	Ownership	100.000	Zurich Insurance Group Ltd.	13
		.00000					Zurich Insurance Company Escritorio de Representacao no Bras	.BRA	.OTH	Zurich Versicherungs-Gesellschaft AG	Ownership	100.000	Zurich Insurance Group Ltd.	13
		.00000	AA-1460190		000941199		Zurich Insurance Company Ltd.	.RUS	.OTH	Zurich Interholding Limited	Ownership	100.000	Zurich Insurance Group Ltd.	13
		.00000					Zurich Insurance Company Ltd., Beijing Representative Office	.CHN	.OTH	Zurich Versicherungs-Gesellschaft AG	Ownership	100.000	Zurich Insurance Group Ltd.	13
		.00000					Zurich Insurance Company Ltd., Representative Office Buenos Aires	.ARG	.OTH	Zurich Versicherungs-Gesellschaft AG	Ownership	100.000	Zurich Insurance Group Ltd.	13
		.00000					Zurich Insurance Company Ltd., Shanghai Representative Office	.CHN	.OTH	Zurich Versicherungs-Gesellschaft AG	Ownership	100.000	Zurich Insurance Group Ltd.	13
		.00000			0001127799		Zurich Insurance Company South Africa Limited	.ZAF	.OTH	SA Fire House Limited	Ownership	58.950	Zurich Insurance Group Ltd.	13
		.00000					Zurich Insurance Group Ltd.	.CHE	.OTH	Board of Directors	Board		Shareholders	8
		.00000					Zurich Insurance Holding (Cyprus) Ltd	.CYP	.OTH	Zurich Versicherungs-Gesellschaft AG	Ownership	100.000	Zurich Insurance Group Ltd.	13
		.00000					Zurich Insurance Holdings (Hong Kong) Limited	.HKG	.OTH	Zurich Versicherungs-Gesellschaft AG	Ownership	100.000	Zurich Insurance Group Ltd.	13
		.00000					Zurich Insurance Middle East S.A.L.	.LBN	.OTH	Zurich Versicherungs-Gesellschaft AG	Ownership	99.541	Zurich Insurance Group Ltd.	13
		.00000	AA-1780059				Zurich Insurance plc	.JRL	.OTH	Zurich Beteiligungs-Aktiengesellschaft (Deutschland)	Ownership	25.074	Zurich Insurance Group Ltd.	9
		.00000	AA-1780059				Zurich Insurance plc	.JRL	.OTH	Zurich Holding Ireland Limited	Ownership	70.405	Zurich Insurance Group Ltd.	9
		.00000	AA-1780059				Zurich Insurance plc	.JRL	.OTH	Zurich Insurance Company Ltd - Rappresentanza Generale per I	Ownership	4.521	Zurich Insurance Group Ltd.	9
		.00000					Zurich Insurance Services (Middle East) EC	.ARG	.OTH	Zurich Insurance plc	Ownership	100.000	Zurich Insurance Group Ltd.	13
		.00000					Zurich Interholding Limited	.BHR	.OTH	Zurich Versicherungs-Gesellschaft AG	Ownership	100.000	Zurich Insurance Group Ltd.	13
		.00000					Zurich Interholding Limited	.RUS	.OTH	Zurich Insurance Holding (Cyprus) Ltd	Ownership	99.900	Zurich Insurance Group Ltd.	13
		.00000					Zurich Interholding Limited	.RUS	.OTH	Zurich Versicherungs-Aktiengesellschaft	Ownership	0.100	Zurich Insurance Group Ltd.	13
		.00000					Zurich Intermediary Group Limited	.GBR	.OTH	Zurich Financial Services (UKISA) Limited	Ownership	100.000	Zurich Insurance Group Ltd.	13
		.00000					Zurich Intermediary Group Limited	.GBR	.OTH	Zurich Financial Services (UKISA) Nominees Limited	Ownership		Zurich Insurance Group Ltd.	13
		.00000					Zurich Internacional de Venezuela, C.A. de Corretaje de Reas	.VEN	.OTH	Zurich Versicherungs-Gesellschaft AG	Ownership	100.000	Zurich Insurance Group Ltd.	13
		.00000	AA-3190185				Zurich International (Bermuda) Ltd.	.BMU	.OTH	Zurich Insurance Company Ltd, Bermuda Branch	Ownership	29.268	Zurich Insurance Group Ltd.	13
		.00000	AA-3190185				Zurich International (Bermuda) Ltd.	.BMU	.OTH	Zurich Versicherungs-Gesellschaft AG	Ownership	70.732	Zurich Insurance Group Ltd.	13
		.00000					Zurich International (UK) Limited	.GBR	.OTH	Zurich Specialties London Limited	Ownership	100.000	Zurich Insurance Group Ltd.	13
		.00000					Zurich International Life Limited	.GBR	.OTH	Zurich Versicherungs-Gesellschaft AG	Ownership	100.000	Zurich Insurance Group Ltd.	13
		.00000					Zurich International Services (Luxembourg) S.A.	.LUX	.OTH	Zurich Eurolife S.A.	Ownership	0.040	Zurich Insurance Group Ltd.	13

ANNUAL STATEMENT FOR THE YEAR 2012 OF THE Bristol West Casualty Insurance Company

**SCHEDULE Y**

**PART 1A - DETAIL OF INSURANCE HOLDING COMPANY SYSTEM**

1	2	3	4	5	6	7	8	9	10	11	12	13	14	15
Group Code	Group Name	NAIC Company Code	Federal ID Number	Federal RSSD	CIK	Name of Securities Exchange if Publicly Traded (U.S. or International)	Names of Parent, Subsidiaries Or Affiliates	Domiciliary Location	Relationship to Reporting Entity	Directly Controlled by (Name of Entity/Person)	Type of Control (Ownership, Board, Management, Attorney-in-Fact, Influence, Other)	If Control is Ownership Provide Percentage	Ultimate Controlling Entity(ies)/Person(s)	*
		.00000					Zurich International Services (Luxembourg) S.A.	.LUX	.OTH	Zurich Versicherungs-Gesellschaft AG	Ownership	.99.960	Zurich Insurance Group Ltd.	13
		.00000					Zurich International Solutions Limited	.GBR	.OTH	Zurich Assurance Ltd	Ownership	100.000	Zurich Insurance Group Ltd.	13
		.00000					Zurich Invest AG	.CHE	.OTH	Zurich Versicherungs-Gesellschaft AG	Ownership	100.000	Zurich Insurance Group Ltd.	13
		.00000					Zurich Investment Management AG	.CHE	.OTH	Prematic Service Corporation (Nevada)	Ownership	80.000	Zurich Insurance Group Ltd.	13
		.00000					Zurich Investment Management AG	.CHE	.OTH	Zurich Versicherungs-Gesellschaft AG	Ownership	20.000	Zurich Insurance Group Ltd.	13
		.00000					Zurich Investment Management Limited	.AUS	.OTH	Zurich Australia Limited	Ownership	100.000	Zurich Insurance Group Ltd.	13
		.00000					Zurich Investment Services Limited	.BMU	.OTH	CMSH Limited	Ownership	100.000	Zurich Insurance Group Ltd.	13
		.00000					Zurich Investments Chile S.A.	.CHL	.OTH	Chilena Consolidada Seguros de Vida S.A.	Ownership	.0.001	Zurich Insurance Group Ltd.	13
		.00000					Zurich Investments Chile S.A.	.CHL	.OTH	Inversiones Suizo Chilena S.A.	Ownership	99.999	Zurich Insurance Group Ltd.	13
		.00000					Zurich Investments Life S.p.A.	.ITA	.OTH	Zurich Insurance Company Ltd - Rappresentanza Generale per l	Ownership	100.000	Zurich Insurance Group Ltd.	13
		.00000					Zurich Kunden Center GmbH	.DEU	.OTH	Zurich Beteiligungs-Aktiengesellschaft (Deutschland)	Ownership	100.000	Zurich Insurance Group Ltd.	13
		.00000					Zurich JVCompany Servicios Mexico, S.A. DE C.V.	.MEX	.OTH	Zurich Vida, Compania de Seguros, S.A.	Ownership	.0.002	Zurich Insurance Group Ltd.	13
		.00000	26-0530367				Zurich JVCompany Servicios Mexico, S.A. DE C.V.	.MEX	.OTH	Zurich Santander Seguros Mexico, S.A.	Ownership	99.998	Zurich Insurance Group Ltd.	13
		.00000					Zurich Latin America Corporation	.US	.OTH	The Zurich Services Corporation	Ownership	100.000	Zurich Insurance Group Ltd.	13
		.00000					Zurich Latin America Holding S.L. - Sociedad Unipersonal	.ESP	.OTH	Zurich Lebensversicherungs-Gesellschaft AG	Ownership	100.000	Zurich Insurance Group Ltd.	13
		.00000					Zurich Latin American Services S.A.	.ARG	.OTH	Inversiones Suizo-Argentina S.A.	Ownership	6.320	Zurich Insurance Group Ltd.	13
		.00000					Zurich Latin American Services S.A.	.ARG	.OTH	Zurich Versicherungs-Gesellschaft AG	Ownership	93.680	Zurich Insurance Group Ltd.	13
		.00000					Zurich Lebensversicherungs-Gesellschaft AG	.CHE	.OTH	Zurich Versicherungs-Gesellschaft AG	Ownership	100.000	Zurich Insurance Group Ltd.	13
		.00000					Zurich Leisure Services Limited	.GBR	.OTH	Allied Dunbar Assurance plc	Ownership	100.000	Zurich Insurance Group Ltd.	13
		.00000					Zurich Life and Pensions S.p.A.	.ITA	.OTH	Zurich Investments Life S.p.A.	Ownership	100.000	Zurich Insurance Group Ltd.	13
		.00000					Zurich Life Assurance plc	.IRL	.OTH	Zurich Holding Ireland Limited	Ownership	100.000	Zurich Insurance Group Ltd.	13
		.00000					Zurich Life Insurance Company Ltd., Representative office Buenos Aires	.ARG	.OTH	Zurich Lebensversicherungs-Gesellschaft AG	Ownership	100.000	Zurich Insurance Group Ltd.	13
		.00000					Zurich Life Insurance (Singapore) Pte Ltd	.SGP	.OTH	Zurich Versicherungs-Gesellschaft AG	Ownership	100.000	Zurich Insurance Group Ltd.	13
		.00000					Zurich Life Insurance Italia S.p.A.	.ITA	.OTH	Zurich Investments Life S.p.A.	Ownership	100.000	Zurich Insurance Group Ltd.	13
		.00000					Zurich Life SA Ltd	.ZAF	.OTH	Zurich Insurance Company South Africa Limited	Ownership	100.000	Zurich Insurance Group Ltd.	13
		.00000					Zurich Management Services Limited	.GBR	.OTH	Limited	Ownership	100.000	Zurich Insurance Group Ltd.	13
		.00000					Zurich Minas Brasil Seguros S.A.	.BRA	.OTH	Zurich Holdings (UK) Limited	Ownership	100.000	Zurich Insurance Group Ltd.	13
		.00000					Zurich Pension Trustees Ireland Limited	.IRL	.OTH	Zurich Versicherungs-Gesellschaft AG	Ownership	100.000	Zurich Insurance Group Ltd.	13
		.00000					Zurich Pension Trustees Ireland Limited	.IRL	.OTH	Zurich Insurance plc	Ownership	50.000	Zurich Insurance Group Ltd.	13
		.00000					Zurich Pension Trustees Limited	.GBR	.OTH	Zurich Trustee Services Limited	Ownership	50.000	Zurich Insurance Group Ltd.	13
		.00000					Zurich Pension Trustees No 2 Company Limited	.GBR	.OTH	Zurich Assurance Ltd	Ownership	100.000	Zurich Insurance Group Ltd.	13
		.00000					Zurich Pensions Management Limited	.GBR	.OTH	Zurich Assurance Ltd	Ownership	100.000	Zurich Insurance Group Ltd.	13
		.00000					Zurich Pensionskassen-Beratung AG	.CHE	.OTH	Allied Dunbar Assurance plc	Ownership	100.000	Zurich Insurance Group Ltd.	13
		.00000					Zurich Professional Limited	.GBR	.OTH	Zurich Lebensversicherungs-Gesellschaft AG	Ownership	100.000	Zurich Insurance Group Ltd.	13
		.00000					Zurich Professional Limited	.GBR	.OTH	Zurich Holdings (UK) Limited	Ownership	49.000	Zurich Insurance Group Ltd.	13
		.00000					Zurich Properties (Pty) Limited	.BWA	.OTH	Zurich Specialties London Limited	Ownership	51.000	Zurich Insurance Group Ltd.	13
		.00000					Zurich Properties Pty Limited	.AUS	.OTH	Zurich Insurance Company Botswana Ltd	Ownership	100.000	Zurich Insurance Group Ltd.	13
		.00000					Zurich Properties Pty Limited	.AUS	.OTH	Zurich Australia Limited	Ownership	40.001	Zurich Insurance Group Ltd.	13
		.00000					Zurich Properties Pty Limited	.AUS	.OTH	Zurich Australia Limited	Ownership	59.999	Zurich Insurance Group Ltd.	13
		.00000	30-0165071				Zurich Realty, Inc.	.US	.OTH	Zurich Australian Insurance Limited	Ownership	100.000	Zurich Insurance Group Ltd.	13
		.00000								The Zurich Services Corporation	Ownership	100.000	Zurich Insurance Group Ltd.	13

ANNUAL STATEMENT FOR THE YEAR 2012 OF THE Bristol West Casualty Insurance Company

**SCHEDULE Y**

**PART 1A - DETAIL OF INSURANCE HOLDING COMPANY SYSTEM**

1	2	3	4	5	6	7	8	9	10	11	12	13	14	15
Group Code	Group Name	NAIC Company Code	Federal ID Number	Federal RSSD	CIK	Name of Securities Exchange if Publicly Traded (U.S. or International)	Names of Parent, Subsidiaries Or Affiliates	Domiciliary Location	Relationship to Reporting Entity	Directly Controlled by (Name of Entity/Person)	Type of Control (Ownership, Board, Management, Attorney-in-Fact, Influence, Other)	If Control is Ownership Provide Percentage	Ultimate Controlling Entity(ies)/Person(s)	*
		.00000					Zurich Rechtsschutz-Schadenservice GmbH	.DEU	OTH	Zurich Beteiligungs-Aktiengesellschaft (Deutschland)	Ownership	100.000	Zurich Insurance Group Ltd.	13
		.00000					Zurich Reliable Insurance Limited	.RUS	OTH	Zurich Insurance Company Ltd.	Ownership	99.900	Zurich Insurance Group Ltd.	13
		.00000					Zurich Reliable Insurance Limited	.RUS	OTH	Zurich Interholding Limited	Ownership	0.100	Zurich Insurance Group Ltd.	13
		.00000					Zurich Resseguradora Brasil S.A.	.BRA	OTH	Zurich Versicherungs-Gesellschaft AG	Ownership	100.000	Zurich Insurance Group Ltd.	13
		.00000					Zurich Resseguradora Brasil S.A.	.BRA	OTH	Zurich Lebensversicherungs-Gesellschaft AG	Ownership	0.000	Zurich Insurance Group Ltd.	13
		.00000					Zurich Risk Financing SA Limited	.ZAF	OTH	Zurich Insurance Company South Africa Limited	Ownership	99.990	Zurich Insurance Group Ltd.	13
		.00000					Zurich Risk Management Services (India) Private Limited	.IND	OTH	Zurich Asia Holdings Ltd.	Ownership	1.000	Zurich Insurance Group Ltd.	13
		.00000					Zurich Risk Management Services (India) Private Limited	.IND	OTH	Zurich Versicherungs-Gesellschaft AG	Ownership	99.000	Zurich Insurance Group Ltd.	13
		.00000					Zurich Risk Services Asia Pacific Sdn Bhd	.MYS	OTH	Zurich Management Services Limited	Ownership	100.000	Zurich Insurance Group Ltd.	13
		.00000					Zurich Rückversicherungs-Gesellschaft AG	.CHE	OTH	Zurich Versicherungs-Gesellschaft AG	Ownership	100.000	Zurich Insurance Group Ltd.	13
		.00000					Zurich Santander Holding (Spain), S.L.	.ESP	OTH	Zurich Santander Insurance America, S.L.	Ownership	100.000	Zurich Insurance Group Ltd.	13
		.00000					Zurich Santander Holding Dos (Spain), S.L.	.ESP	OTH	Zurich Santander Insurance America, S.L.	Ownership	100.000	Zurich Insurance Group Ltd.	13
		.00000					Zurich Santander Insurance America, S.L.	.ESP	OTH	Zurich Latin America Holding S.L. - Sociedad Unipersonal	Ownership	51.000	Zurich Insurance Group Ltd.	13
		.00000					Zurich Santander Seguros Mexico, S.A.	.MEX	OTH	Inversiones ZS America SpA	Ownership	0.001	Zurich Insurance Group Ltd.	13
		.00000					Zurich Santander Seguros Mexico, S.A.	.MEX	OTH	Zurich Santander Insurance America, S.L.	Ownership	99.999	Zurich Insurance Group Ltd.	13
		.00000	AA-2990865				Zurich Seguros, S.A.	.VEN	OTH	Cursud N.V.	Ownership	69.208	Zurich Insurance Group Ltd.	13
		.00000					Zurich Service GmbH	.DEU	OTH	Zurich Beteiligungs-Aktiengesellschaft (Deutschland)	Ownership	100.000	Zurich Insurance Group Ltd.	13
		.00000					Zurich Service GmbH	.DEU	OTH	Zurich Versicherungs-Aktiengesellschaft	Ownership	100.000	Zurich Insurance Group Ltd.	13
		.00000					Zurich Services (Hong Kong) Limited	.HKG	OTH	Swiss Insurance Management (Hong Kong) Limited	Ownership	0.003	Zurich Insurance Group Ltd.	13
		.00000					Zurich Services (Hong Kong) Limited	.HKG	OTH	Zurich Insurance Holdings (Hong Kong) Limited	Ownership	99.997	Zurich Insurance Group Ltd.	13
		.00000					Zurich Services A.I.E.	.ESP	OTH	AIDE Asistencia Seguros y Reaseguros, S.A. - Sociedad Uniper	Ownership		Zurich Insurance Group Ltd.	13
		.00000					Zurich Services A.I.E.	.ESP	OTH	Bansabadell Pensiones, E.G.F.P, S.A.	Ownership		Zurich Insurance Group Ltd.	13
		.00000					Zurich Services A.I.E.	.ESP	OTH	Bansabadell Seguros Generales, S.A. de Seguros y Reaseguros	Ownership		Zurich Insurance Group Ltd.	13
		.00000					Zurich Services A.I.E.	.ESP	OTH	Bansabadell Vida S.A. de Seguros y Reaseguros	Ownership		Zurich Insurance Group Ltd.	13
		.00000					Zurich Services A.I.E.	.ESP	OTH	CaixaSabadell Companyia d'Assegurances	Ownership		Zurich Insurance Group Ltd.	13
		.00000					Zurich Services A.I.E.	.ESP	OTH	Generals, S.A.	Ownership		Zurich Insurance Group Ltd.	13
		.00000					Zurich Services A.I.E.	.ESP	OTH	CAN Seguros Generales SA	Ownership		Zurich Insurance Group Ltd.	13
		.00000					Zurich Services A.I.E.	.ESP	OTH	Zurich Insurance plc, Sucursal en Espana	Ownership	97.184	Zurich Insurance Group Ltd.	13
		.00000					Zurich Services A.I.E.	.ESP	OTH	Zurich Vida, Compania de Seguros y Reaseguros, S.A. - Societ	Ownership	2.816	Zurich Insurance Group Ltd.	13
		.00000					Zurich Servicios de Mexico, S.A. de C.V.	.MEX	OTH	Zurich Vida, Compania de Seguros, S.A.	Ownership	90.000	Zurich Insurance Group Ltd.	13
		.00000					Zurich Servicios de Mexico, S.A. de C.V.	.MEX	OTH	Zurich, Compania de Seguros, S.A.	Ownership	10.000	Zurich Insurance Group Ltd.	13
		.00000					Zurich Shared Services Ireland Limited	.JRL	OTH	Zurich Holding Ireland Limited	Ownership	100.000	Zurich Insurance Group Ltd.	13
		.00000					Zurich Shared Services S.A.	.CHL	OTH	Inversiones Suizo Chilena S.A.	Ownership	99.987	Zurich Insurance Group Ltd.	13
		.00000					Zurich Shared Services S.A.	.CHL	OTH	Zurich Investments Chile S.A.	Ownership	0.013	Zurich Insurance Group Ltd.	13

ANNUAL STATEMENT FOR THE YEAR 2012 OF THE Bristol West Casualty Insurance Company

**SCHEDULE Y**

**PART 1A - DETAIL OF INSURANCE HOLDING COMPANY SYSTEM**

1	2	3	4	5	6	7	8	9	10	11	12	13	14	15
Group Code	Group Name	NAIC Company Code	Federal ID Number	Federal RSSD	CIK	Name of Securities Exchange if Publicly Traded (U.S. or International)	Names of Parent, Subsidiaries Or Affiliates	Domiciliary Location	Relationship to Reporting Entity	Directly Controlled by (Name of Entity/Person)	Type of Control (Ownership, Board, Management, Attorney-in-Fact, Influence, Other)	If Control is Ownership Provide Percentage	Ultimate Controlling Entity(ies)/Person(s)	*
		.00000					Zurich Sigorta A.S.	TUR	OTH	Zurich Versicherungs-Gesellschaft AG	Ownership	100.000	Zurich Insurance Group Ltd.	13
		.00000					Zurich South America Invest AB	SWE	OTH	Zurich Versicherungs-Gesellschaft AG	Ownership	100.000	Zurich Insurance Group Ltd.	13
		.00000	AA-1120001				Zurich Specialties London Limited	GBR	OTH	Zurich Holdings (UK) Limited	Ownership	100.000	Zurich Insurance Group Ltd.	13
		.00000					Zurich Structured Finance, Inc.	US	OTH	Centre Financial Services Holdings Limited	Ownership	100.000	Zurich Insurance Group Ltd.	13
		.00000					Zurich Technical and Consulting Services (Beijing) Co. Ltd.	CHN	OTH	Zurich Insurance Holdings (Hong Kong) Limited	Ownership	100.000	Zurich Insurance Group Ltd.	13
		.00000					Zurich Training and Development Services Limited	GBR	OTH	Allied Dunbar Assurance plc	Ownership	100.000	Zurich Insurance Group Ltd.	13
		.00000					Zurich Transitional Services Limited	GBR	OTH	Zurich Holdings (UK) Limited	Ownership	100.000	Zurich Insurance Group Ltd.	13
		.00000					Zurich Treasury Services Limited	IRL	OTH	Zurich Financial Services EUB Holdings Limited	Ownership	100.000	Zurich Insurance Group Ltd.	13
		.00000					Zurich Trust Limited	JEY	OTH	Zurich Financial Services (Isle of Man) Holdings Limited	Ownership	100.000	Zurich Insurance Group Ltd.	13
		.00000					Zurich Trustee Company (UK) Limited	GBR	OTH	Allied Dunbar Assurance plc	Ownership	100.000	Zurich Insurance Group Ltd.	13
		.00000					Zurich Trustee Services Limited	IRL	OTH	Zurich Life Assurance plc	Ownership	100.000	Zurich Insurance Group Ltd.	13
		.00000					Zurich UK General Employee Services Limited	GBR	OTH	Zurich UK General Services Limited	Ownership	100.000	Zurich Insurance Group Ltd.	13
		.00000					Zurich UK General Services Limited	GBR	OTH	Zurich Holdings (UK) Limited	Ownership	100.000	Zurich Insurance Group Ltd.	13
		.00000	AA-1220080				Zurich Versicherungs-Aktiengesellschaft	AUT	OTH	Zurich Versicherungs-Gesellschaft AG	Ownership	99.981	Zurich Insurance Group Ltd.	10
		.00000	AA-1460190				Zurich Versicherungs-Gesellschaft AG	CHE	OTH	Zurich Insurance Group Ltd.	Ownership	100.000	Zurich Insurance Group Ltd.	11
		.00000	AA-1340017				Zurich Vertriebs GmbH	DEU	OTH	Zurich Beteiligungs-Aktiengesellschaft (Deutschland)	Ownership	100.000	Zurich Insurance Group Ltd.	13
		.00000					Zurich Vida e Previdencia S.A.	BRA	OTH	Zurich Minas Brasil Seguros S.A.	Ownership	100.000	Zurich Insurance Group Ltd.	13
		.00000	AA-1840022				Zurich Vida, Compañía de Seguros y Reaseguros, S.A. - Sociad	ESP	OTH	Zurich Lebensversicherungs-Gesellschaft AG	Ownership	100.000	Zurich Insurance Group Ltd.	13
		.00000					Zurich Vida, Compañía de Seguros, S.A.	MEX	OTH	Zurich Versicherungs-Gesellschaft AG	Ownership	100.000	Zurich Insurance Group Ltd.	13
		.00000	36-4453190				Zurich Warranty Solutions, Inc.	US	OTH	American Zurich Insurance Company	Ownership	100.000	Zurich Insurance Group Ltd.	13
		.00000					Zurich Whiteley Investment Trust Limited	GBR	OTH	Zurich Insurance plc	Ownership	100.000	Zurich Insurance Group Ltd.	13
		.00000					Zurich Whiteley Trust Limited	GBR	OTH	Zurich Whiteley Investment Trust Limited	Ownership	100.000	Zurich Insurance Group Ltd.	13
		.00000					Zuritel S.p.A.	ITA	OTH	Zurich Insurance Company Ltd - Rappresentanza Generale per I	Ownership	99.993	Zurich Insurance Group Ltd.	13
		.00000					Zuritel S.p.A.	ITA	OTH	Zurich Versicherungs-Gesellschaft AG	Ownership	0.007	Zurich Insurance Group Ltd.	13

98.18

**ANNUAL STATEMENT FOR THE YEAR 2012 OF THE Bristol West Casualty Insurance Company**

Asterisk	Explanation
.....	Note 1: Farmers Insurance Exchange is a California "interinsurance exchange" owned by its policyholders. Its attorney-in-fact is Farmers Group, Inc, dba Farmers Underwriters Association, which is a subsidiary of Zurich Insurance Group Ltd. ....
.....	Note 2: Farmers Services, LLC provides services to Farmers Group, Inc, pursuant to a service agreement among its parent, ZFUS Services, LLC, and Farmers Group, Inc, Truck Underwriters Association and Fire Underwriters Association.. ....
.....	Note 3: Farmers Group Inc, as attorney-in-fact for Farmers Insurance Exchange, provides management services to Farmers Texas County Mutual Insurance Company. ....
.....	Note 4: Fire Insurance Exchange is a California "interinsurance exchange" owned by its policyholders. Its attorney-in-fact is Fire Underwriters Association, which is a subsidiary of Zurich Insurance Group Ltd. ....
.....	Note 5: Foremost County Mutual Insurance Company is a Texas County mutual insurance company managed by Foremost Insurance Company Grand Rapids, Michigan. ....
.....	Note 6: Foremost Lloyds of Texas underwriters are officers and/or directors of Foremost Insurance Company Grand Rapids, Michigan. ....
.....	Note 7: Truck Insurance Exchange is a California "interinsurance exchange" owned by its policyholders. Its attorney-in-fact is Truck Underwriters Association, which is a subsidiary of Zurich Insurance Group Ltd. ....
.....	Note 8: Effective April 2012, Zurich Financial Services AG also known as Zurich Financial Services Ltd. changed it's name to Zurich Insurance Group Ltd. ....
.....	Note 9: Zurich Insurance Plc operates branches in the following countries: Italy (AA-1364106), Portugal (AA-1820001) Spain (AA-1840150), and United Kingdom (AA-1780059). ....
.....	Note 10: Zurich Versicherungs-Aktiengesellschaft operates a branch in Germany (AA-1340017) ....
.....	Note 11: Zurich Versicherungs-Gesellschaft AG also known as Zurich Insurance Company, Ltd operates branches in the following countries: Bermuda (AA-3190825), Canada (AA-1560999), Hong Kong (AA-5324112), Ireland (AA-1780042), Japan (AA-1584115), and Singapore (AA-5760036). It also operates a management entity Alpina International (AA-1460010) in Switzerland ....
.....	Note 12: An affiliate entity is the attorney-in-fact of Farmers Insurance Exchange, Fire Insurance Exchange and Truck Insurance Exchange (collectively "Exchanges"). The reporting entity's relationship to the Exchanges, their subsidiaries, and the affiliates that they manage is classified as OTHER. ....
.....	Note 13: This company is a subsidiary of Zurich Insurance Group Ltd., and is an affiliate of Farmers Group, Inc. ....

ANNUAL STATEMENT FOR THE YEAR 2012 OF THE Bristol West Casualty Insurance Company

**SCHEDULE Y**

**PART 2 - SUMMARY OF INSURER'S TRANSACTIONS WITH ANY AFFILIATES**

1	2	3	4	5	6	7	8	9	10	11	12	13
NAIC Company Code	Federal ID Number	Names of Insurers and Parent, Subsidiaries or Affiliates	Shareholder Dividends	Capital Contributions	Purchases, Sales or Exchanges of Loans, Securities, Real Estate, Mortgage Loans or Other Investments	Income/ (Disbursements) Incurred in Connection with Guarantees or Undertakings for the Benefit of any Affiliate(s)	Management Agreements and Service Contracts	Income/ (Disbursements) Incurred Under Reinsurance Agreements	*	Any Other Material Activity Not in the Ordinary Course of the Insurer's Business	Totals	Reinsurance Recoverable/ (Payable) on Losses and/or Reserve Credit Taken/(Liability)
	95-4723863	20th Century Insurance Services, Inc					37,000				37,000	
25232	22-3398993	21st Century Advantage Insurance Company					139,000				139,000	58,251,252
44245	13-3551577	21st Century Assurance Company					652,000				652,000	95,951,597
10184	22-3337475	21st Century Auto Insurance Company of New Jersey					114,000				114,000	(2,223,511)
36404	95-4136306	21st Century Casualty Company					(4,000)				(4,000)	14,383,880
34789	23-2044095	21st Century Centennial Insurance Company										
43974	13-1967524	21st Century Indemnity Insurance Company					9,483,000				9,483,000	532,358,160
	51-0283170	21st Century Insurance and Financial Services, Inc.					5,379,000				5,379,000	67,043,860
12963	95-2565072	21st Century Insurance Company					3,494,000				3,494,000	
10245	86-0812982	21st Century Insurance Company of the Southwest					(5,313,000)				(5,313,000)	371,681,795
	95-1935264	21st Century Insurance Group					29,000				29,000	1,599,224
36587	13-3801089	21st Century National Insurance Company, Inc.					2,930,000				2,930,000	
32220	13-3333609	21st Century North American Insurance Company					(146,000)				(146,000)	26,231,347
23795	02-0226203	21st Century Pacific Insurance Company					5,481,000	224,770,229			230,251,229	168,244,754
10710	13-3922232	21st Century Pinnacle Insurance Company					75,000				75,000	16,275,861
22225	95-2743473	21st Century Preferred Insurance Company					148,000				148,000	44,739,506
20796	22-1721971	21st Century Premier Insurance Company					223,000				223,000	19,621,394
23833	02-0227294	21st Century Security Insurance Company					6,681,000	(1,581,425)			5,099,575	44,934,968
43761	95-4232263	21st Century Superior Insurance Company					387,000				387,000	10,262,630
	99-0215429	50th State Risk Management Services Inc.					136,000				136,000	9,225,068
	AA-1460010	Alpina International					(14,000)				(14,000)	
43699	59-2326047	American Federation Insurance Company						(39,088)			(39,088)	8,192,842
26247	36-6071400	American Guarantee and Liability Insurance Company										
10805	13-3953213	American Pacific Insurance Company, Inc.						(4,015,561)	*		(8,015,561)	168,258,618
40142	36-3141762	American Zurich Insurance Company			2,000,000		11,000		*		11,000	6,540,449
	59-2029544	Apex Adjustment Bureau, Inc.									2,000,000	13,905,318
	AA-1930048	Associated Marines Insurers Agents Pty Limited					54,000				54,000	
19305	13-6081895	Assurance Company of America									(64,120)	115,844
	65-0221990	Bayview Adjustment Bureau, Inc.							*		(64,120)	241,884,280
11034	34-1893500	Bristol West Casualty Insurance Company					1,000				1,000	
	13-3994449	Bristol West Holdings, Inc.					(4,264,287)	(3,735,628)			(7,999,915)	25,104,787
19658	38-1865162	Bristol West Insurance Company					(42,000)				(42,000)	
	65-0880876	Bristol West Insurance Services of California, Inc.					(32,900,795)	(34,425,681)			(67,326,476)	206,084,423
	65-0616769	Bristol West Insurance Services, Inc. of Florida					772,000				772,000	
							11,000				11,000	

ANNUAL STATEMENT FOR THE YEAR 2012 OF THE Bristol West Casualty Insurance Company

**SCHEDULE Y**

**PART 2 - SUMMARY OF INSURER'S TRANSACTIONS WITH ANY AFFILIATES**

1	2	3	4	5	6	7	8	9	10	11	12	13
NAIC Company Code	Federal ID Number	Names of Insurers and Parent, Subsidiaries or Affiliates	Shareholder Dividends	Capital Contributions	Purchases, Sales or Exchanges of Loans, Securities, Real Estate, Mortgage Loans or Other Investments	Income/ (Disbursements) Incurred in Connection with Guarantees or Undertakings for the Benefit of any Affiliate(s)	Management Agreements and Service Contracts	Income/ (Disbursements) Incurred Under Reinsurance Agreements	*	Any Other Material Activity Not in the Ordinary Course of the Insurer's Business	Totals	Reinsurance Recoverable/ (Payable) on Losses and/or Reserve Credit Taken/(Liability)
12774	86-1174452	Bristol West Preferred Insurance Company					(9,141,818)	802,322			(8,339,496)	82,092,465
	65-0919338	BWIS of Nevada, Inc.					3,000				3,000	
34649	13-2653231	Centre Insurance Company										42,340,037
80896	04-1589940	Centre Life Insurance Company										1,864,406,195
	AA-3190673	Centre Reinsurance (U.S.) Limited						(6,643,919)			(6,643,919)	159
	AA-3190053	Centre Solutions (Bermuda) Limited						(319,031)			(319,031)	1,897,711
	AA-3190822	Centre Solutions (U.S.) Limited						(364,000)			(364,000)	(72,423,684)
	AA-2280100	Chilena Consolidada Seguros Generales S.A						(916,430)			(916,430)	1,380,089
10315	95-4528269	Civic Property & Casualty Company					(27,625,691)		*		(27,625,691)	(131,167,655)
	76-0543593	Coast National General Agency					(932,000)				(932,000)	
	33-0246699	Coast National Holding Company					280				280	
25089	33-0246701	Coast National Insurance Company					(78,291,855)	(57,208,363)			(135,500,218)	418,304,558
34347	52-1096670	Colonial American Casualty & Surety Company	(1,600,000)						*		(1,600,000)	297,905
21326	47-6022701	Empire Fire and Marine Insurance Company						(45,855,751)	*		(45,855,751)	699,562,721
21334	73-6091717	Empire Indemnity Insurance Company		10,000,000				(422)	*		9,999,578	
10318	95-4528266	Exact Property & Casualty Company					(27,905,690)		*		(27,905,690)	(140,184,504)
	95-0725935	Farmers Group, Inc.	220,000,000				2,154,951,114				2,374,951,114	518,605,445
21598	95-2626387	Farmers Insurance Co. of Arizona							*		(18,508,268)	(36,498,973)
21601	95-2626385	Farmers Insurance Co. of Idaho					(18,508,268)		*		(18,508,268)	(36,498,973)
21636	95-2655893	Farmers Insurance Co. of Oregon					(171,620,835)		*		(171,620,835)	(791,516,753)
21644	95-2655894	Farmers Insurance Co. of Washington					(50,235,381)		*		(50,235,381)	98,819,188
21628	48-0609012	Farmers Insurance Co., Inc.					(18,798,268)		*		(18,798,268)	672,282,157
21652	95-2575893	Farmers Insurance Exchange					(763,102,419)	229,922,397	*		(533,180,022)	(4,631,671,878)
28487	22-2640040	Farmers Insurance Hawaii, Inc.					472,000				472,000	58,445,713
36889	31-0956373	Farmers Insurance of Columbus Inc.					(24,998,691)		*		(24,998,691)	(25,740,325)
10806	36-4165395	Farmers New Century Insurance Co.					(18,700,268)		*		(18,700,268)	(62,067,261)
63177	91-0335750	Farmers New World Life Ins. Co.	(220,000,000)				(87,559,818)	27,496,932			(280,062,886)	30,896,826
10873	95-4650862	Farmers Reinsurance Company										(584,327,204)
43699	59-2326047	Farmers Specialty Insurance Company					(608,998)	(784,500)			(1,393,498)	2,046,399
24392	74-1067657	Farmers Texas County Mutual Insurance Company										947,021,859
	27-0342907	FCOA, LLC	(31,900,000)								(31,900,000)	
39306	13-3046577	Fidelity and Deposit Company of Maryland	(17,800,000)					(9,130,570)	*		(26,930,570)	(75,054,475)
21660	95-6235715	Fire Insurance Exchange					(173,311,680)		*		(173,311,680)	(56,541,518)
	95-2670247	Fire Underwriters Association					209,061,125				209,061,125	
29254	38-1721730	Foremost County Mutual Insurance Company					(32,824,655)	(43,147,109)			(75,971,764)	122,871,370
	38-2505922	Foremost Express Insurance Agency, Inc.					7,640				7,640	
11185	38-1407533	Foremost Insurance Company Grand Rapids, Michigan	31,900,000				(292,174,780)	(284,835,356)			(545,110,136)	1,216,574,348
41688	75-1779175	Foremost Lloyds of Texas					(22,005,430)	(6,205,798)			(28,211,228)	110,682,792
11800	35-1604635	Foremost Property & Casualty Insurance Company					(22,165,823)	(14,738,158)			(36,903,981)	99,059,031

ANNUAL STATEMENT FOR THE YEAR 2012 OF THE Bristol West Casualty Insurance Company

**SCHEDULE Y**

**PART 2 - SUMMARY OF INSURER'S TRANSACTIONS WITH ANY AFFILIATES**

1	2	3	4	5	6	7	8	9	10	11	12	13
NAIC Company Code	Federal ID Number	Names of Insurers and Parent, Subsidiaries or Affiliates	Shareholder Dividends	Capital Contributions	Purchases, Sales or Exchanges of Loans, Securities, Real Estate, Mortgage Loans or Other Investments	Income/ (Disbursements) Incurred in Connection with Guarantees or Undertakings for the Benefit of any Affiliate(s)	Management Agreements and Service Contracts	Income/ (Disbursements) Incurred Under Reinsurance Agreements	*	Any Other Material Activity Not in the Ordinary Course of the Insurer's Business	Totals	Reinsurance Recoverable/ (Payable) on Losses and/or Reserve Credit Taken/(Liability)
41513	38-2430150	Foremost Signature Insurance Company					(4,775,936)	40,344,308			35,568,372	32,963,353
	99-0083322	Hawaii Insurance Consultants, Ltd					(592,000)				(592,000)	
21679	36-2661515	Illinois Farmers Insurance Co.					(17,797,268)		*		(17,797,268)	448,261,381
	65-0881673	Insurance Data Systems, G.P.					345,000				345,000	
	38-2336672	Kraft Lake Insurance Agency, Inc.					(120,008)				(120,008)	
12888	20-5623867	Leschi Life Assurance Company					(345,464)	(53,596,727)			(53,942,191)	(30,896,826)
19356	52-0403120	Maryland Casualty Company	2,692,974	1,077,814				(31)	*		3,770,757	507,742,220
21687	95-6016640	Mid-Century Insurance Company					(398,539,051)		*		(398,539,051)	516,448,394
28673	74-2448744	Mid-Century Insurance Company of Texas					(253,000)				(253,000)	9,585,027
10317	95-4528264	Neighborhood Spirit Property & Cas. Co					(27,642,691)		*		(27,642,691)	(126,881,581)
19372	13-5283360	Northern Insurance Company of New York	(1,300,000)						*		(1,300,000)	191,226,150
	AA-5360007	PT Zurich Insurance Indonesia						(533,881)			(533,881)	2,183,355
33120	65-0109120	Security National Insurance Company					(31,381,609)	(45,879,522)			(77,261,131)	165,418,800
26387	52-0981481	Steadfast Insurance Company	(19,500,000)					7,354	*		(19,492,646)	(489,156,699)
21695	94-1663548	Texas Farmers Ins. Co.					(23,928,691)		*		(23,928,691)	291,314,597
21709	95-2575892	Truck Insurance Exchange					(190,167,103)	(21,532,773)	*		(211,699,876)	865,159,741
	95-2670330	Truck Underwriters Association					180,106,650				180,106,650	
41181	43-1249228	Universal Underwriters Insurance Company	(15,900,000)					(95,427,504)	*		(111,327,504)	1,252,422,260
70173	43-0824418	Universal Underwriters Life Insurance Company					(1,194,471)				(1,194,471)	9,186
	74-2717532	Zurich Agency Services Inc.	(1,392,974)	(1,077,814)							(2,470,788)	
	36-6169781	Zurich American Corporation		(20,000,000)							(20,000,000)	
16535	36-4233459	Zurich American Insurance Company	(290,200,000)	(463,000,000)				331,160,393	*	(35,590,417)	(457,630,024)	8,840,401,083
27855	36-2781080	Zurich American Insurance Company of Illinois	(2,000,000)						*		(2,000,000)	8,438,489
90557	36-3050975	Zurich American Life Insurance Company		20,000,000			(1,250,067)	26,099,795			44,849,728	
14178	27-4746162	Zurich American Life Insurance Company of New York										
		Zurich Argentina Cia. de Seguros S.A.						10,991			10,991	94,200
	AA-1930995	Zurich Australian Ins LTD.						(6,550,580)			(6,550,580)	(39,454,913)
	AA-0053640	Zurich F&I Reinsurance T&C Limited										(282,687,538)
	AA-3190947	Zurich Global Ltd.						(6,280,115)			(6,280,115)	(120,734,515)
		Zurich GSG Limited						154,926			154,926	923,497
	36-3096373	Zurich Holding Company of America	349,000,000	453,000,000						35,590,417	837,590,417	
	AA-5280035	Zurich Insurance (Taiwan) Ltd.						(450,624)			(450,624)	1,184,320
	AA-5760036	Zurich Insurance Company (Singapore Branch)										40,904,849
	AA-3190825	Zurich Insurance Company Bermuda										(4,602,405,651)
	AA-1560999	Zurich Insurance Company Head Office of Canada						18,413,432			18,413,432	143,914,795
	AA-5324112	Zurich Insurance Company HK Branch						(10,535,159)			(10,535,159)	(3,024,511)
	AA-1780042	Zurich Insurance Company Ltd. Ireland Branch						(636,892)			(636,892)	3,387,388

ANNUAL STATEMENT FOR THE YEAR 2012 OF THE Bristol West Casualty Insurance Company

**SCHEDULE Y**

**PART 2 - SUMMARY OF INSURER'S TRANSACTIONS WITH ANY AFFILIATES**

1	2	3	4	5	6	7	8	9	10	11	12	13
NAIC Company Code	Federal ID Number	Names of Insurers and Parent, Subsidiaries or Affiliates	Shareholder Dividends	Capital Contributions	Purchases, Sales or Exchanges of Loans, Securities, Real Estate, Mortgage Loans or Other Investments	Income/ (Disbursements) Incurred in Connection with Guarantees or Undertakings for the Benefit of any Affiliate(s)	Management Agreements and Service Contracts	Income/ (Disbursements) Incurred Under Reinsurance Agreements	*	Any Other Material Activity Not in the Ordinary Course of the Insurer's Business	Totals	Reinsurance Recoverable/ (Payable) on Losses and/or Reserve Credit Taken/(Liability)
	AA-1584115	Zurich Insurance Company Ltd. Japan Branch						(25,824,281)			(25,824,281)	42,483,706
	AA-1990925	Zurich Insurance Company South Africa Limited						(187,019)			(187,019)	1,228,631
	AA-1780059	Zurich Insurance Plc - UK Branch						(62,694,144)			(62,694,144)	349,774,836
	AA-1364106	Zurich Insurance plc, Italy Branch						550,960			550,960	(1,917,270)
	AA-1820001	Zurich Insurance plc, Portugal Branch						(175,630)			(175,630)	2,889,595
	AA-1840150	Zurich Insurance plc, Sucursal en Espana						(281,003)			(281,003)	17,581,773
	AA-3190185	Zurich International (Bermuda) Ltd.						1,892,554			1,892,554	(28,631,498)
	AA-1120018	Zurich International (UK) Limited						(282)			(282)	180,680
	AA-2234101	Zurich Minas Brasil Seguros S.A.						(50,071)			(50,071)	(16,579)
	AA-9220001	Zurich Reliable Insurance Limited						(280,853)			(280,853)	450,872
	AA-2990865	Zurich Seguros, S.A.						620,970			620,970	(956,462)
	AA-1864102	Zurich Sigorta A.S.						(357,172)			(357,172)	1,472,267
	AA-1460190	Zurich Specialties London						3,752,861			3,752,861	55,092,958
	AA-1460190	Zurich Versicherungs-Gesellschaft AG Bermuda Branch						(64,655,128)			(64,655,128)	(705,245,021)
	AA-1220080	Zurich Versicherung Aktiengesellschaft						380,131			380,131	681,712
	AA-1340017	Zurich Vertriebs GmbH						(2,069,789)			(2,069,789)	13,232,436
	AA-1840022	Zurich Vida, Compañía de Seguros y Reaseguros, S.A. - Sociad						(443,166)			(443,166)	6,216,915
	AA-2734111	Zurich, Compañía de Seguros, S.A.						6,072,701			6,072,701	(4,435,959)
	9999999	Control Totals							XXX			

# ANNUAL STATEMENT FOR THE YEAR 2012 OF THE Bristol West Casualty Insurance Company

## SUPPLEMENTAL EXHIBITS AND SCHEDULES INTERROGATORIES

The following supplemental reports are required to be filed as part of your statement filing unless specifically waived by the domiciliary state. However, in the event that your domiciliary state waives the filing requirement, your response of **WAIVED** to the specific interrogatory will be accepted in lieu of filing a "NONE" report and a bar code will be printed below. If the supplement is required of your company but is not being filed for whatever reason enter **SEE EXPLANATION** and provide an explanation following the interrogatory questions.












	Responses
MARCH FILING	
1. Will an actuarial opinion be filed by March 1? .....	YES
2. Will the Supplemental Compensation Exhibit be filed with the state of domicile by March 1? .....	YES
3. Will the confidential Risk-based Capital Report be filed with the NAIC by March 1? .....	YES
4. Will the confidential Risk-based Capital Report be filed with the state of domicile, if required by March 1? .....	YES
APRIL FILING	
5. Will the Insurance Expense Exhibit be filed with the state of domicile and the NAIC by April 1? .....	YES
6. Will Management's Discussion and Analysis be filed by April 1? .....	YES
7. Will the Supplemental Investment Risk Interrogatories be filed by April 1? .....	YES
MAY FILING	
8. Will this company be included in a combined annual statement which is filed with the NAIC by May 1? .....	YES
JUNE FILING	
9. Will an audited financial report be filed by June 1? .....	YES
10. Will Accountant's Letter of Qualifications be filed with the state of domicile and electronically with the NAIC by June 1? .....	YES
AUGUST FILING	
11. Will Communication of Internal Control Related Matters Noted in Audit be filed with the state of domicile by August 1? .....	YES

The following supplemental reports are required to be filed as part of your annual statement filing. However, in the event that your company does not transact the type of business for which the special report must be filed, your response of **NO** to the specific interrogatory will be accepted in lieu of filing a "NONE" report and a bar code will be printed below. If the supplemental is required of your company but is not being filed for whatever reason enter **SEE EXPLANATION** and provide an explanation following the interrogatory questions.

MARCH FILING	
12. Will Schedule SIS (Stockholder Information Supplement) be filed with the state of domicile by March 1? .....	NO
13. Will the Financial Guaranty Insurance Exhibit be filed by March 1? .....	NO
14. Will the Medicare Supplement Insurance Experience Exhibit be filed with the state of domicile and the NAIC by March 1? .....	NO
15. Will Supplement A to Schedule T (Medical Professional Liability Supplement) be filed by March 1? .....	NO
16. Will the Trusteed Surplus Statement be filed with the state of domicile and the NAIC by March 1? .....	NO
17. Will the Premiums Attributed to Protected Cells Exhibit be filed by March 1? .....	NO
18. Will the Reinsurance Summary Supplemental Filing for General Interrogatory 9 be filed with the state of domicile and the NAIC by March 1? .....	NO
19. Will the Medicare Part D Coverage Supplement be filed with the state of domicile and the NAIC by March 1? .....	NO
20. Will the confidential Actuarial Opinion Summary be filed with the state of domicile, if required, by March 15 (or the date otherwise specified)? .....	YES
21. Will the Reinsurance Attestation Supplement be filed with the state of domicile and the NAIC by March 1? .....	YES
22. Will the Exceptions to the Reinsurance Attestation Supplement be filed with the state of domicile by March 1? .....	NO
23. Will the Bail Bond Supplement be filed with the state of domicile and the NAIC by March 1? .....	NO
24. Will the Director and Officer Insurance Coverage Supplement be filed with the state of domicile and the NAIC by March 1? .....	NO
25. Will an approval from the reporting entity's state of domicile for relief related to the five-year rotation requirement for lead audit partner be filed electronically with the NAIC by March 1? .....	NO
26. Will an approval from the reporting entity's state of domicile for relief related to the one-year cooling off period for independent CPA be filed electronically with the NAIC by March 1? .....	NO
27. Will an approval from the reporting entity's state of domicile for relief related to the Requirements for Audit Committees be filed electronically with the NAIC by March 1? .....	NO
APRIL FILING	
28. Will the Credit Insurance Experience Exhibit be filed with the state of domicile and the NAIC by April 1? .....	NO
29. Will the Long-term Care Experience Reporting Forms be filed with the state of domicile and the NAIC by April 1? .....	NO
30. Will the Accident and Health Policy Experience Exhibit be filed by April 1? .....	NO
31. Will the Supplemental Health Care Exhibit (Parts 1, 2 and 3) be filed with the state of domicile and the NAIC by April 1? .....	NO
32. Will the regulator only (non-public) Supplemental Health Care Exhibit's Expense Allocation Report be filed with the state of domicile and the NAIC by April 1? .....	NO
AUGUST FILING	
33. Will Management's Report of Internal Control Over Financial Reporting be filed with the state of domicile by August 1? .....	YES


Explanations:

12.  
13.  
14.  
15.  
16.  
17.  
18.  
19.  
22.  
23.  
24.  
25.  
26.  
27.  
28.  
29.  
30.  
31.  
32.

12. SIS Stockholder Information Supplement [Document Identifier 420]	
13. Financial Guaranty Insurance Exhibit [Document Identifier 240]	
14. Medicare Supplement Insurance Experience Exhibit [Document Identifier 360]	
15. Supplement A to Schedule T [Document Identifier 455]	
16. Trusteed Surplus Statement [Document Identifier 490]	
17. Premiums Attributed to Protected Cells [Document Identifier 385]	
18. Reinsurance Summary Supplemental Filing [Document Identifier 401]	
19. Medicare Part D Coverage Supplement [Document Identifier 365]	
22. Exceptions to the Reinsurance Attestation Supplement [Document Identifier 400]	
23. Bail Bond Supplement [Document Identifier 500]	
24. Director and Officer Insurance Coverage Supplement [Document Identifier 505]	

ANNUAL STATEMENT FOR THE YEAR 2012 OF THE Bristol West Casualty Insurance Company  
**SUPPLEMENTAL EXHIBITS AND SCHEDULES INTERROGATORIES**

- 25. Relief from the five-year rotation requirement for lead audit partner [Document Identifier 224]
- 26. Relief from the one-year cooling off period for independent CPA [Document Identifier 225]
- 27. Relief from the Requirements for Audit Committees [Document Identifier 226]
- 28. Credit Insurance Experience Exhibit [Document Identifier 230]
- 29. Long-Term Care Experience Reporting Forms [Document Identifier 306]
- 30. Accident and Health Policy Experience Exhibit [Document Identifier 210]
- 31. Supplemental Health Care Exhibit (Parts 1, 2 and 3) [Document Identifier 216]
- 32. Supplemental Health Care Exhibit's Expense Allocation Report [Document Identifier 217]



**OVERFLOW PAGE FOR WRITE-INS**

Additional Write-ins for Liabilities Line 25

	<sup>1</sup> Current Year	<sup>2</sup> Prior Year
2504. ....		
2597. Summary of remaining write-ins for Line 25 from overflow page		

**NONE**

## ALPHABETICAL INDEX

### ANNUAL STATEMENT BLANK

Assets .....	2
Cash Flow .....	5
Exhibit of Capital Gains (Losses) .....	12
Exhibit of Net Investment Income .....	12
Exhibit of Nonadmitted Assets .....	13
Exhibit of Premiums and Losses (State Page) .....	19
Five-Year Historical Data .....	17
General Interrogatories .....	15
Jurat Page .....	1
Liabilities, Surplus and Other Funds .....	3
Notes To Financial Statements .....	14
Overflow Page For Write-ins .....	101
Schedule A - Part 1 .....	E01
Schedule A - Part 2 .....	E02
Schedule A - Part 3 .....	E03
Schedule A - Verification Between Years .....	SI02
Schedule B - Part 1 .....	E04
Schedule B - Part 2 .....	E05
Schedule B - Part 3 .....	E06
Schedule B - Verification Between Years .....	SI02
Schedule BA - Part 1 .....	E07
Schedule BA - Part 2 .....	E08
Schedule BA - Part 3 .....	E09
Schedule BA - Verification Between Years .....	SI03
Schedule D - Part 1 .....	E10
Schedule D - Part 1A - Section 1 .....	SI05
Schedule D - Part 1A - Section 2 .....	SI08
Schedule D - Part 2 - Section 1 .....	E11
Schedule D - Part 2 - Section 2 .....	E12
Schedule D - Part 3 .....	E13
Schedule D - Part 4 .....	E14
Schedule D - Part 5 .....	E15
Schedule D - Part 6 - Section 1 .....	E16
Schedule D - Part 6 - Section 2 .....	E16
Schedule D - Summary By Country .....	SI04
Schedule D - Verification Between Years .....	SI03
Schedule DA - Part 1 .....	E17
Schedule DA - Verification Between Years .....	SI10
Schedule DB - Part A - Section 1 .....	E18
Schedule DB - Part A - Section 2 .....	E19
Schedule DB - Part A - Verification Between Years .....	SI11
Schedule DB - Part B - Section 1 .....	E20
Schedule DB - Part B - Section 2 .....	E21
Schedule DB - Part B - Verification Between Years .....	SI11
Schedule DB - Part C - Section 1 .....	SI12
Schedule DB - Part C - Section 2 .....	SI13
Schedule DB - Part D .....	E22
Schedule DB - Verification .....	SI14
Schedule DL - Part 1 .....	E23
Schedule DL - Part 2 .....	E24
Schedule E - Part 1 - Cash .....	E25
Schedule E - Part 2 - Cash Equivalents .....	E26
Schedule E - Part 3 - Special Deposits .....	E27
Schedule E - Verification Between Years .....	SI15
Schedule F - Part 1 .....	20
Schedule F - Part 2 .....	21
Schedule F - Part 3 .....	22
Schedule F - Part 4 .....	23
Schedule F - Part 5 .....	24
Schedule F - Part 6 - Section 1 .....	25
Schedule F - Part 6 - Section 2 .....	27
Schedule F - Part 7 .....	28
Schedule F - Part 8 .....	29
Schedule F - Part 9 .....	30

**ANNUAL STATEMENT BLANK (Continued)**

Schedule H - Accident and Health Exhibit - Part 1 .....	31
Schedule H - Part 2, Part 3 and 4 .....	32
Schedule H - Part 5 - Health Claims .....	33
Schedule P - Part 1 - Summary .....	34
Schedule P - Part 1A - Homeowners/Farmowners .....	36
Schedule P - Part 1B - Private Passenger Auto Liability/Medical .....	37
Schedule P - Part 1C - Commercial Auto/Truck Liability/Medical .....	38
Schedule P - Part 1D - Workers' Compensation (Excluding Excess Workers' Compensation) .....	39
Schedule P - Part 1E - Commercial Multiple Peril .....	40
Schedule P - Part 1F - Section 1 - Medical Professional Liability - Occurrence .....	41
Schedule P - Part 1F - Section 2 - Medical Professional Liability - Claims-Made .....	42
Schedule P - Part 1G - Special Liability (Ocean, Marine, Aircraft (All Perils), Boiler and Machinery) .....	43
Schedule P - Part 1H - Section 1 - Other Liability - Occurrence .....	44
Schedule P - Part 1H - Section 2 - Other Liability - Claims-Made .....	45
Schedule P - Part 1I - Special Property (Fire, Allied Lines, Inland Marine, Earthquake, Burglary & Theft) .....	46
Schedule P - Part 1J - Auto Physical Damage .....	47
Schedule P - Part 1K - Fidelity/Surety .....	48
Schedule P - Part 1L - Other (Including Credit, Accident and Health) .....	49
Schedule P - Part 1M - International .....	50
Schedule P - Part 1N - Reinsurance - Nonproportional Assumed Property .....	51
Schedule P - Part 1O - Reinsurance - Nonproportional Assumed Liability .....	52
Schedule P - Part 1P - Reinsurance - Nonproportional Assumed Financial Lines .....	53
Schedule P - Part 1R - Section 1 - Products Liability - Occurrence .....	54
Schedule P - Part 1R - Section 2 - Products Liability - Claims-Made .....	55
Schedule P - Part 1S - Financial Guaranty/Mortgage Guaranty .....	56
Schedule P - Part 1T - Warranty .....	57
Schedule P - Part 2, Part 3 and Part 4 - Summary .....	35
Schedule P - Part 2A - Homeowners/Farmowners .....	58
Schedule P - Part 2B - Private Passenger Auto Liability/Medical .....	58
Schedule P - Part 2C - Commercial Auto/Truck Liability/Medical .....	58
Schedule P - Part 2D - Workers' Compensation (Excluding Excess Workers' Compensation) .....	58
Schedule P - Part 2E - Commercial Multiple Peril .....	58
Schedule P - Part 2F - Section 1 - Medical Professional Liability - Occurrence .....	59
Schedule P - Part 2F - Section 2 - Medical Professional Liability - Claims-Made .....	59
Schedule P - Part 2G - Special Liability (Ocean Marine, Aircraft (All Perils), Boiler and Machinery) .....	59
Schedule P - Part 2H - Section 1 - Other Liability - Occurrence .....	59
Schedule P - Part 2H - Section 2 - Other Liability - Claims-Made .....	59
Schedule P - Part 2I - Special Property (Fire, Allied Lines, Inland Marine, Earthquake, Burglary, and Theft) .....	60
Schedule P - Part 2J - Auto Physical Damage .....	60
Schedule P - Part 2K - Fidelity, Surety .....	60
Schedule P - Part 2L - Other (Including Credit, Accident and Health) .....	60
Schedule P - Part 2M - International .....	60
Schedule P - Part 2N - Reinsurance - Nonproportional Assumed Property .....	61
Schedule P - Part 2O - Reinsurance - Nonproportional Assumed Liability .....	61
Schedule P - Part 2P - Reinsurance - Nonproportional Assumed Financial Lines .....	61
Schedule P - Part 2R - Section 1 - Products Liability - Occurrence .....	62
Schedule P - Part 2R - Section 2 - Products Liability - Claims-Made .....	62
Schedule P - Part 2S - Financial Guaranty/Mortgage Guaranty .....	62
Schedule P - Part 2T - Warranty .....	62
Schedule P - Part 3A - Homeowners/Farmowners .....	63
Schedule P - Part 3B - Private Passenger Auto Liability/Medical .....	63
Schedule P - Part 3C - Commercial Auto/Truck Liability/Medical .....	63
Schedule P - Part 3D - Workers' Compensation (Excluding Excess Workers' Compensation) .....	63
Schedule P - Part 3E - Commercial Multiple Peril .....	63
Schedule P - Part 3F - Section 1 - Medical Professional Liability - Occurrence .....	64
Schedule P - Part 3F - Section 2 - Medical Professional Liability - Claims-Made .....	64
Schedule P - Part 3G - Special Liability (Ocean Marine, Aircraft (All Perils), Boiler and Machinery) .....	64
Schedule P - Part 3H - Section 1 - Other Liability - Occurrence .....	64
Schedule P - Part 3H - Section 2 - Other Liability - Claims-Made .....	64
Schedule P - Part 3I - Special Property (Fire, Allied Lines, Inland Marine, Earthquake, Burglary, and Theft) .....	65
Schedule P - Part 3J - Auto Physical Damage .....	65
Schedule P - Part 3K - Fidelity/Surety .....	65
Schedule P - Part 3L - Other (Including Credit, Accident and Health) .....	65
Schedule P - Part 3M - International .....	65
Schedule P - Part 3N - Reinsurance - Nonproportional Assumed Property .....	66
Schedule P - Part 3O - Reinsurance - Nonproportional Assumed Liability .....	66
Schedule P - Part 3P - Reinsurance - Nonproportional Assumed Financial Lines .....	66
Schedule P - Part 3R - Section 1 - Products Liability - Occurrence .....	67
Schedule P - Part 3R - Section 2 - Products Liability - Claims-Made .....	67
Schedule P - Part 3S - Financial Guaranty/Mortgage Guaranty .....	67
Schedule P - Part 3T - Warranty .....	67

**ANNUAL STATEMENT BLANK (Continued)**

Schedule P - Part 4A - Homeowners/Farmowners .....	68
Schedule P - Part 4B - Private Passenger Auto Liability/Medical .....	68
Schedule P - Part 4C - Commercial Auto/Truck Liability/Medical .....	68
Schedule P - Part 4D - Workers' Compensation (Excluding Excess Workers' Compensation) .....	68
Schedule P - Part 4E - Commercial Multiple Peril .....	68
Schedule P - Part 4F - Section 1 - Medical Professional Liability - Occurrence .....	69
Schedule P - Part 4F - Section 2 - Medical Professional Liability - Claims-Made .....	69
Schedule P - Part 4G - Special Liability (Ocean Marine, Aircraft (All Perils), Boiler and Machinery) .....	69
Schedule P - Part 4H - Section 1 - Other Liability - Occurrence .....	69
Schedule P - Part 4H - Section 2 - Other Liability - Claims-Made .....	69
Schedule P - Part 4I - Special Property (Fire, Allied Lines, Inland Marine, Earthquake, Burglary and Theft) .....	70
Schedule P - Part 4J - Auto Physical Damage .....	70
Schedule P - Part 4K - Fidelity/Surety .....	70
Schedule P - Part 4L - Other (Including Credit, Accident and Health) .....	70
Schedule P - Part 4M - International .....	70
Schedule P - Part 4N - Reinsurance - Nonproportional Assumed Property .....	71
Schedule P - Part 4O - Reinsurance - Nonproportional Assumed Liability .....	71
Schedule P - Part 4P - Reinsurance - Nonproportional Assumed Financial Lines .....	71
Schedule P - Part 4R - Section 1 - Products Liability - Occurrence .....	72
Schedule P - Part 4R - Section 2 - Products Liability - Claims-Made .....	72
Schedule P - Part 4S - Financial Guaranty/Mortgage Guaranty .....	72
Schedule P - Part 4T - Warranty .....	72
Schedule P - Part 5A - Homeowners/Farmowners .....	73
Schedule P - Part 5B - Private Passenger Auto Liability/Medical .....	74
Schedule P - Part 5C - Commercial Auto/Truck Liability/Medical .....	75
Schedule P - Part 5D - Workers' Compensation (Excluding Excess Workers' Compensation) .....	76
Schedule P - Part 5E - Commercial Multiple Peril .....	77
Schedule P - Part 5F - Medical Professional Liability - Claims-Made .....	79
Schedule P - Part 5F - Medical Professional Liability - Occurrence .....	78
Schedule P - Part 5H - Other Liability - Claims-Made .....	81
Schedule P - Part 5H - Other Liability - Occurrence .....	80
Schedule P - Part 5R - Products Liability - Claims-Made .....	83
Schedule P - Part 5R - Products Liability - Occurrence .....	82
Schedule P - Part 5T - Warranty .....	84
Schedule P - Part 6C - Commercial Auto/Truck Liability/Medical .....	85
Schedule P - Part 6D - Workers' Compensation (Excluding Excess Workers' Compensation) .....	85
Schedule P - Part 6E - Commercial Multiple Peril .....	86
Schedule P - Part 6H - Other Liability - Claims-Made .....	87
Schedule P - Part 6H - Other Liability - Occurrence .....	86
Schedule P - Part 6M - International .....	87
Schedule P - Part 6N - Reinsurance - Nonproportional Assumed Property .....	88
Schedule P - Part 6O - Reinsurance - Nonproportional Assumed Liability .....	88
Schedule P - Part 6R - Products Liability - Claims-Made .....	89
Schedule P - Part 6R - Products Liability - Occurrence .....	89
Schedule P - Part 7A - Primary Loss Sensitive Contracts .....	90
Schedule P - Part 7B - Reinsurance Loss Sensitive Contracts .....	92
Schedule P Interrogatories .....	94
Schedule T - Exhibit of Premiums Written .....	95
Schedule T - Part 2 - Interstate Compact .....	96
Schedule Y - Information Concerning Activities of Insurer Members of a Holding Company Group .....	97
Schedule Y - Part 1A - Detail of Insurance Holding Company System .....	98
Schedule Y - Part 2 - Summary of Insurer's Transactions With Any Affiliates .....	99
Statement of Income .....	4
Summary Investment Schedule .....	SI01
Supplemental Exhibits and Schedules Interrogatories .....	100
Underwriting and Investment Exhibit Part 1 .....	6
Underwriting and Investment Exhibit Part 1A .....	7
Underwriting and Investment Exhibit Part 1B .....	8
Underwriting and Investment Exhibit Part 2 .....	9
Underwriting and Investment Exhibit Part 2A .....	10
Underwriting and Investment Exhibit Part 3 .....	11