



PROPERTY AND CASUALTY COMPANIES - ASSOCIATION EDITION

ANNUAL STATEMENT

FOR THE YEAR ENDED DECEMBER 31, 2012
OF THE CONDITION AND AFFAIRS OF THE

Nationwide Insurance Company of Florida

NAIC Group Code 0140 0140 NAIC Company Code 10948 Employer's ID Number 31-1613686
(Current) (Prior)

Organized under the Laws of Ohio, State of Domicile or Port of Entry Ohio
Country of Domicile United States of America

Incorporated/Organized 08/18/1998 Commenced Business 08/18/1998

Statutory Home Office One West Nationwide Blvd., Columbus, OH, US 43215-2220
(Street and Number) (City or Town, State, Country and Zip Code)

Main Administrative Office 1100 Locust Street, Des Moines, IA, US 50391-1100
(Street and Number) (City or Town, State, Country and Zip Code)
614-249-7111 (Area Code) (Telephone Number)

Mail Address One West Nationwide Blvd., 1-04-701, Columbus, OH, US 43215-2220
(Street and Number or P.O. Box) (City or Town, State, Country and Zip Code)

Primary Location of Books and Records One West Nationwide Blvd., 1-04-701, Columbus, OH, US 43215-2220
(Street and Number) (City or Town, State, Country and Zip Code)
614-249-1545 (Area Code) (Telephone Number)

Internet Website Address www.nationwide.com

Statutory Statement Contact Monda S. Caudill, 614-249-1545
(Name) (Area Code) (Telephone Number)
FinRpt@nationwide.com, 866-315-1430
(E-mail Address) (FAX Number)

OFFICERS

President Thomas Edward Clark # VP & Treasurer Wendell Paul Crosser
VP & Secretary Robert William Horner III

OTHER

Pamela Ann Biesecker Sr VP-Head of Taxation

DIRECTORS OR TRUSTEES

David Gerard Arango Wesley Kim Austen Mark Allen Berven
Martha Lovette Frye Jeff Millard Rommel

State of Ohio SS:
County of Franklin

The officers of this reporting entity being duly sworn, each depose and say that they are the described officers of said reporting entity, and that on the reporting period stated above, all of the herein described assets were the absolute property of the said reporting entity, free and clear from any liens or claims thereon, except as herein stated, and that this statement, together with related exhibits, schedules and explanations therein contained, annexed or referred to, is a full and true statement of all the assets and liabilities and of the condition and affairs of the said reporting entity as of the reporting period stated above, and of its income and deductions therefrom for the period ended, and have been completed in accordance with the NAIC Annual Statement Instructions and Accounting Practices and Procedures manual except to the extent that: (1) state law may differ; or, (2) that state rules or regulations require differences in reporting not related to accounting practices and procedures, according to the best of their information, knowledge and belief, respectively. Furthermore, the scope of this attestation by the described officers also includes the related corresponding electronic filing with the NAIC, when required, that is an exact copy (except for formatting differences due to electronic filing) of the enclosed statement. The electronic filing may be requested by various regulators in lieu of or in addition to the enclosed statement.

Thomas Edward Clark
President

Robert William Horner, III
VP & Secretary

Wendell Paul Crosser
VP & Treasurer

Subscribed and sworn to before me this
day of January, 2013

- a. Is this an original filing? Yes [X] No []
b. If no,
1. State the amendment number.....
2. Date filed
3. Number of pages attached.....



ANNUAL STATEMENT FOR THE YEAR 2012 OF THE NATIONWIDE INSURANCE COMPANY OF FLORIDA

EXHIBIT OF PREMIUMS AND LOSSES (Statutory Page 14)

NAIC Group Code 0140

Direct Business in the state of Florida

During the Year 2012

NAIC Company Code 10948

Line of Business	Gross Premiums, Including Policy and Membership Fees, Less Return Premiums and Premiums on Policies not Taken		3 Dividends Paid or Credited to Policyholders on Direct Business	4 Direct Unearned Premium Reserves	5 Direct Losses Paid (deducting salvage)	6 Direct Losses Incurred	7 Direct Losses Unpaid	8 Direct Defense and Cost Containment Expense Paid	9 Direct Defense and Cost Containment Expense Incurred	10 Direct Defense and Cost Containment Expense Unpaid	11 Commissions and Brokerage Expenses	12 Taxes, Licenses and Fees
	1 Direct Premiums Written	2 Direct Premiums Earned										
1. Fire						(3,259)	197	122	(50)			
2.1 Allied lines					73,172	5,614	18,269	15,661	15,205			
2.2 Multiple peril crop												
2.3 Federal flood												
3. Farmowners multiple peril												
4. Homeowners multiple peril	53,245,165	54,538,588		26,342,634	40,158,893	22,689,466	31,528,409	4,059,537	2,551,403	4,600,708	5,783,228	1,047,063
5.1 Commercial multiple peril (non-liability portion)												
5.2 Commercial multiple peril (liability portion)												
6. Mortgage guaranty												
8. Ocean marine												
9. Inland marine	942,262	989,621		463,099	155,099	93,805	18,276	6,158	(5,851)	1,962	101,511	18,660
10. Financial guaranty												
11. Medical professional liability												
12. Earthquake	16,847	17,398		8,622	17	(426)	484		(353)	372	1,674	333
13. Group accident and health (b)												
14. Credit accident and health (group and individual)												
15.1 Collectively renewable accident and health (b)												
15.2 Non-cancelable accident and health(b)												
15.3 Guaranteed renewable accident and health(b)												
15.4 Non-renewable for stated reasons only (b)												
15.5 Other accident only												
15.6 Medicare Title XVIII exempt from state taxes or fees												
15.7 All other accident and health (b)												
15.8 Federal employees health benefits program premium (b)												
16. Workers' compensation												
17.1 Other Liability - occurrence					45,000	(185)	(6)	7,202	6,568			
17.2 Other Liability - claims made												
17.3 Excess workers' compensation												
18. Products liability												
19.1 Private passenger auto no-fault (personal injury protection)												
19.2 Other private passenger auto liability												
19.3 Commercial auto no-fault (personal injury protection)												
19.4 Other commercial auto liability												
21.1 Private passenger auto physical damage												
21.2 Commercial auto physical damage												
22. Aircraft (all perils)												
23. Fidelity												
24. Surety												
26. Burglary and theft												
27. Boiler and machinery												
28. Credit												
30. Warranty												
34. Aggregate write-ins for other lines of business												
35. TOTALS (a)	54,204,274	55,545,607		26,814,355	40,432,181	22,785,015	31,565,629	4,088,680	2,566,922	4,603,042	5,886,413	1,066,056
DETAILS OF WRITE-INS												
3401.												
3402.												
3403.												
3498. Summary of remaining write-ins for Line 34 from overflow page												
3499. Totals (Lines 3401 thru 3403 plus 3498)(Line 34 above)												

(a) Finance and service charges not included in Lines 1 to 35 \$ 416,891

(b) For health business on indicated lines report: Number of persons insured under PPO managed care products and number of persons insured under indemnity only products

19.FL



ANNUAL STATEMENT FOR THE YEAR 2012 OF THE NATIONWIDE INSURANCE COMPANY OF FLORIDA

EXHIBIT OF PREMIUMS AND LOSSES (Statutory Page 14)

NAIC Group Code 0140

Direct Business in the state of Ohio

During the Year 2012

NAIC Company Code 10948

Line of Business	Gross Premiums, Including Policy and Membership Fees, Less Return Premiums and Premiums on Policies not Taken		3 Dividends Paid or Credited to Policyholders on Direct Business	4 Direct Unearned Premium Reserves	5 Direct Losses Paid (deducting salvage)	6 Direct Losses Incurred	7 Direct Losses Unpaid	8 Direct Defense and Cost Containment Expense Paid	9 Direct Defense and Cost Containment Expense Incurred	10 Direct Defense and Cost Containment Expense Unpaid	11 Commissions and Brokerage Expenses	12 Taxes, Licenses and Fees
	1 Direct Premiums Written	2 Direct Premiums Earned										
1. Fire												
2.1 Allied lines												
2.2 Multiple peril crop												
2.3 Federal flood												
3. Farmowners multiple peril												
4. Homeowners multiple peril												2,486
5.1 Commercial multiple peril (non-liability portion)												
5.2 Commercial multiple peril (liability portion)												
6. Mortgage guaranty												
8. Ocean marine												
9. Inland marine												
10. Financial guaranty												
11. Medical professional liability												
12. Earthquake												
13. Group accident and health (b)												
14. Credit accident and health (group and individual)												
15.1 Collectively renewable accident and health (b)												
15.2 Non-cancelable accident and health(b)												
15.3 Guaranteed renewable accident and health(b)												
15.4 Non-renewable for stated reasons only (b)												
15.5 Other accident only												
15.6 Medicare Title XVIII exempt from state taxes or fees												
15.7 All other accident and health (b)												
15.8 Federal employees health benefits program premium (b)												
16. Workers' compensation												
17.1 Other Liability - occurrence												
17.2 Other Liability - claims made												
17.3 Excess workers' compensation												
18. Products liability												
19.1 Private passenger auto no-fault (personal injury protection)												
19.2 Other private passenger auto liability												
19.3 Commercial auto no-fault (personal injury protection)												
19.4 Other commercial auto liability												
21.1 Private passenger auto physical damage												
21.2 Commercial auto physical damage												
22. Aircraft (all perils)												
23. Fidelity												
24. Surety												
26. Burglary and theft												
27. Boiler and machinery												
28. Credit												
30. Warranty												
34. Aggregate write-ins for other lines of business												
35. TOTALS (a)												2,486
DETAILS OF WRITE-INS												
3401.												
3402.												
3403.												
3498. Summary of remaining write-ins for Line 34 from overflow page												
3499. Totals (Lines 3401 thru 3403 plus 3498)(Line 34 above)												

(a) Finance and service charges not included in Lines 1 to 35 \$

(b) For health business on indicated lines report: Number of persons insured under PPO managed care products and number of persons insured under indemnity only products

19 OH



ANNUAL STATEMENT FOR THE YEAR 2012 OF THE NATIONWIDE INSURANCE COMPANY OF FLORIDA

EXHIBIT OF PREMIUMS AND LOSSES (Statutory Page 14)

NAIC Group Code 0140

Direct Business in the state of Grand Total

During the Year 2012

NAIC Company Code 10948

Line of Business	Gross Premiums, Including Policy and Membership Fees, Less Return Premiums and Premiums on Policies not Taken		3 Dividends Paid or Credited to Policyholders on Direct Business	4 Direct Unearned Premium Reserves	5 Direct Losses Paid (deducting salvage)	6 Direct Losses Incurred	7 Direct Losses Unpaid	8 Direct Defense and Cost Containment Expense Paid	9 Direct Defense and Cost Containment Expense Incurred	10 Direct Defense and Cost Containment Expense Unpaid	11 Commissions and Brokerage Expenses	12 Taxes, Licenses and Fees
	1 Direct Premiums Written	2 Direct Premiums Earned										
1. Fire						(3,259)	197	122	(50)			
2.1 Allied lines					73,172	5,614	18,269	15,661	15,205			
2.2 Multiple peril crop												
2.3 Federal flood												
3. Farmowners multiple peril												
4. Homeowners multiple peril	53,245,165	54,538,588		26,342,634	40,158,893	22,689,466	31,528,409	4,059,537	2,551,403	4,600,708	5,783,228	1,049,549
5.1 Commercial multiple peril (non-liability portion)												
5.2 Commercial multiple peril (liability portion)												
6. Mortgage guaranty												
8. Ocean marine												
9. Inland marine	942,262	989,621		463,099	155,099	93,805	18,276	6,158	(5,851)	1,962	101,511	18,660
10. Financial guaranty												
11. Medical professional liability												
12. Earthquake	16,847	17,398		8,622	17	(426)	484		(353)	372	1,674	333
13. Group accident and health (b)												
14. Credit accident and health (group and individual)												
15.1 Collectively renewable accident and health (b)												
15.2 Non-cancelable accident and health(b)												
15.3 Guaranteed renewable accident and health(b)												
15.4 Non-renewable for stated reasons only (b)												
15.5 Other accident only												
15.6 Medicare Title XVIII exempt from state taxes or fees												
15.7 All other accident and health (b)												
15.8 Federal employees health benefits program premium (b)												
16. Workers' compensation												
17.1 Other Liability - occurrence					45,000	(185)	(6)	7,202	6,568			
17.2 Other Liability - claims made												
17.3 Excess workers' compensation												
18. Products liability												
19.1 Private passenger auto no-fault (personal injury protection)												
19.2 Other private passenger auto liability												
19.3 Commercial auto no-fault (personal injury protection)												
19.4 Other commercial auto liability												
21.1 Private passenger auto physical damage												
21.2 Commercial auto physical damage												
22. Aircraft (all perils)												
23. Fidelity												
24. Surety												
26. Burglary and theft												
27. Boiler and machinery												
28. Credit												
30. Warranty												
34. Aggregate write-ins for other lines of business												
35. TOTALS (a)	54,204,274	55,545,607		26,814,355	40,432,181	22,785,015	31,565,629	4,088,680	2,566,922	4,603,042	5,886,413	1,068,542
DETAILS OF WRITE-INS												
3401.												
3402.												
3403.												
3498. Summary of remaining write-ins for Line 34 from overflow page												
3499. Totals (Lines 3401 thru 3403 plus 3498)(Line 34 above)												

(a) Finance and service charges not included in Lines 1 to 35 \$ 416,891

(b) For health business on indicated lines report: Number of persons insured under PPO managed care products and number of persons insured under indemnity only products

19.GT

Schedule F - Part 1

N O N E

Schedule F - Part 2

N O N E

ANNUAL STATEMENT FOR THE YEAR 2012 OF THE NATIONWIDE INSURANCE COMPANY OF FLORIDA

SCHEDULE F - PART 3

Ceded Reinsurance as of December 31, Current Year (000 OMITTED)

1 Federal ID Number	2 NAIC Company Code	3 Name of Reinsurer	4 Domiciliary Jurisdiction	5 Reinsurance Contracts Ceding 75% or More of Direct Premiums Written	6 Reinsurance Premiums Ceded	Reinsurance Recoverable On										Reinsurance Payable		18 Net Amount Recoverable From Reinsurers Cols. 15 - [16 + 17]	19 Funds Held By Company Under Reinsurance Treaties
						7 Paid Losses	8 Paid LAE	9 Known Case Loss Reserves	10 Known Case LAE Reserves	11 IBNR Loss Reserves	12 IBNR LAE Reserves	13 Unearned Premiums	14 Contingent Commis- sions	15 Columns 7 thru 14 Totals	16 Ceded Balances Payable	17 Other Amounts Due to Reinsurers			
31-4177100	23787	NATIONWIDE MUTUAL INS CO	OH		14,052							546		546			546		
0299999. Total Authorized - Affiliates - U.S. Non-Pool					14,052							546		546			546		
0499999. Total Authorized - Affiliates					14,052							546		546			546		
36-2661954	10103	AMERICAN AGRICULTURAL INS CO	IN		22							1		1			1		
22-2005057	26921	EVEREST REINS CO	DE		77							3		3	(2)		5		
13-2673100	22039	GENERAL REINS CORP	DE		61							3		3	(2)		5		
74-2195939	42374	HOUSTON CASUALTY CO	TX		23							1		1			1		
04-1543470	23043	LIBERTY MUTUAL INSURANCE CO	MA		31							1		1	(1)		2		
13-5669461	12017	MUNICH REINS CO US BRANCH	NY		29							1		1	(1)		2		
47-0698507	23680	ODYSSEY REINS CO	CT		141							7		7	(5)		12		
23-1641984	10219	QBE REINS CORP	PA		22							2		2			2		
13-1675535	25364	SWISS REINS AMER CORP	NY		885							39		39	(26)		65		
13-5616275	19453	TRANSATLANTIC REINS CO	NY		382							17		17	(11)		28		
0599998. Total Authorized - Other U.S. Unaffiliated Insurers (Under \$100,000)																			
0599999. Total Authorized - Other U.S. Unaffiliated Insurers					1,673							75		75	(48)		123		
AA-9991310	00000	FLORIDA HURRICANE CATASTROPHE FUND	FL		2,338										(1,409)		1,409		
0699999. Total Authorized - Pools - Mandatory Pools					2,338										(1,409)		1,409		
AA-3190060	00000	HANNOVER RE	BMU		65							3		3	(3)		6		
AA-1126004	00000	LLOYDS ONP #4444	GBR		10							(1)		(1)	(1)				
AA-1127400	00000	LLOYDS DRE #1400	GBR		40							2		2	(1)		3		
AA-1126033	00000	LLOYD'S SYNDICATE #33	GBR		13							1		1			1		
AA-1126382	00000	LLOYD'S SYNDICATE #382	GBR		18							1		1			1		
AA-1126510	00000	LLOYD'S SYNDICATE #510	GBR		47							2		2	(2)		4		
AA-1126623	00000	LLOYD'S SYNDICATE #623	GBR		10														
AA-1127084	00000	LLOYD'S SYNDICATE #1084	GBR		8										(1)		1		
AA-1120085	00000	LLOYD'S SYNDICATE #1274	GBR		1							(1)		(1)			(1)		
AA-1120071	00000	LLOYDS SYN #2007 NOVAE	GBR		15							1		1	(1)		2		
AA-1128010	00000	LLOYD'S SYNDICATE #2010	GBR		3														
AA-1128623	00000	LLOYD'S SYNDICATE #2623	GBR		49							2		2	(1)		3		
AA-1128791	00000	LLOYD'S SYNDICATE #2791	GBR		9										(1)		1		
AA-1128987	00000	LLOYD'S SYNDICATE #2987	GBR		45							2		2	(1)		3		
AA-1120075	00000	LLOYD'S SYNDICATE #4020	GBR		26							1		1			1		
AA-1120071	00000	LLOYDS SYN #4020 ARK	GBR		25							1		1			1		
AA-1120096	00000	LLOYDS TIK SYNDICATE 1880	GBR		44							2		2	(1)		3		
0899998. Total Authorized - Other Non-U.S. Insurers (Under \$100,000)																			
0899999. Total Authorized - Other Non-U.S. Insurers					428							16		16	(13)		29		
0999999. Total Authorized					18,491							637		637	(1,470)		2,107		
1099999. Total Unauthorized - Affiliates - U.S. Intercompany Pooling																			
1399999. Total Unauthorized - Affiliates																			
AA-3194126	00000	ARCH REINSURANCE LTD	Bermuda		44							2		2	(1)		3		
1499998. Total Unauthorized - Other U.S. Unaffiliated Insurers (Under \$100,000)																			
1499999. Total Unauthorized - Other U.S. Unaffiliated Insurers					44							2		2	(1)		3		
1599999. Total Unauthorized - Pools - Mandatory Pools																			
AA-3190770	00000	ACE TEMPEST REINS CO LTD	BMU		178							8		8	(5)		13		
AA-3194128	00000	ALLIED WORLD ASSURANCE CO LTD	BMU		41							2		2	(1)		3		
AA-3190829	00000	ALTERRA INSURANCE LTD	BMU		122							5		5	(3)		8		
AA-3190932	00000	ARGO RE LTD	BMU		94							4		4	(3)		7		
AA-3190873	00000	ARIEL RE	BMU		32							1		1	(1)		2		
AA-3194168	00000	ASPEN INSURANCE LIMITED	BMU		117							5		5	(3)		8		
AA-3770320	00000	CAELUS RE LIMITED	CYM		411										(1)		1		
AA-3770320	00000	CAELUS RE LIMITED II	CYM		1							14		14	(1)		15		

ANNUAL STATEMENT FOR THE YEAR 2012 OF THE NATIONWIDE INSURANCE COMPANY OF FLORIDA

SCHEDULE F - PART 3

Ceded Reinsurance as of December 31, Current Year (000 OMITTED)

1 Federal ID Number	2 NAIC Company Code	3 Name of Reinsurer	4 Domiciliary Jurisdiction	5 Reinsurance Contracts Ceding 75% or More of Direct Premiums Written	6 Reinsurance Premiums Ceded	Reinsurance Recoverable On									Reinsurance Payable		18 Net Amount Recoverable From Reinsurers Cols. 15 - [16 + 17]	19 Funds Held By Company Under Reinsurance Treaties
						7 Paid Losses	8 Paid LAE	9 Known Case Loss Reserves	10 Known Case LAE Reserves	11 IBNR Loss Reserves	12 IBNR LAE Reserves	13 Unearned Premiums	14 Contingent Commis-sions	15 Columns 7 thru 14 Totals	16 Ceded Balances Payable	17 Other Amounts Due to Reinsurers		
AA-3194161	.00000	CATLIN INS CO LTD	BMJ		48							2		2	(1)		3	
AA-1128003	.00000	CATLIN UND AGENCIES-2003	GBR		52							2		2	(3)		5	
AA-3194122	.00000	DAVINCI REINSURANCE LTD	BMJ		5													
AA-1460006	.00000	FLAGSTONE REASSURANCE SUISSE	BMJ		20							1		.1	(1)		2	
AA-1126435	.00000	LLOYD'S SYNDICATE #435	GBR		185							8		8	(5)		13	
AA-1840000	.00000	MAPPRE RE COMPANIA DE REASEGUR	ESP		58							2		2	(2)		4	
AA-3194129	.00000	MONTPELIER REINS LTD	BMJ		82							4		4	(3)		7	
AA-3194200	.00000	MS FRONTIER RE	BMJ		23							1		.1			1	
AA-3191183	.00000	PACRE LTD	BMJ		11													
AA-3190686	.00000	PARTNER RE	BMJ		152							7		7	(5)		12	
AA-3190339	.00000	RENAISSANCE REINS LTD	BMJ		5													
AA-1464100	.00000	SCOR SWITZERLAND	CHE		86							4		4	(3)		7	
AA-1440076	.00000	SIRIUS INTERNATIONAL INS. CORP	SWI		128							5		5	(3)		8	
AA-1580110	.00000	SOMPO JAPAN INSURANCE INC	JPN		11										(1)		1	
AA-3190838	.00000	TOKIO MILLENNIUM RE LTD	BMJ		39							2		2	(1)		3	
AA-3190870	.00000	VALIDUS REINSURANCE LTD	BMJ		34							1		.1	(1)		2	
AA-3190757	.00000	XL RE LTD	BMJ		180							8		8	(5)		13	
1799998. Total Unauthorized - Other Non-U.S. Insurers (Under \$100,000)																		
1799999. Total Unauthorized - Other Non-U.S. Insurers					2,115							86		86	(52)		138	
1899999. Total Unauthorized					2,159							88		88	(53)		141	
1999999. Total Certified - Affiliates - U.S. Intercompany Pooling																		
2299999. Total Certified - Affiliates																		
2399998. Total Certified - Other U.S. Unaffiliated Insurers (Under \$100,000)																		
2399999. Total Certified - Other U.S. Unaffiliated Insurers																		
2699998. Total Certified - Other Non-U.S. Insurers (Under \$100,000)																		
2699999. Total Certified - Other Non-U.S. Insurers																		
2799999. Total Certified																		
2899999. Total Authorized, Unauthorized and Certified					20,650							725		725	(1,523)		2,248	
2999999. Total Protected Cells																		
9999999 Totals					20,650							725		725	(1,523)		2,248	

NOTE: A. Report the five largest provisional commission rates included in the cedant's reinsurance treaties. The commission rate to be reported is by contract with ceded premium in excess of \$50,000:

	1 Name of Reinsurer	2 Commission Rate	3 Ceded Premium
1.
2.
3.
4.
5.

B. Report the five largest reinsurance recoverables reported in Column 15, due from any one reinsurer (based on the total recoverables, Line 9999999, Column 15), the amount of ceded premium, and indicate whether the recoverables are due from an affiliated insurer.

	1 Name of Reinsurer	2 Total Recoverables	3 Ceded Premiums	4 Affiliated
1.	NATIONWIDE MUTUAL INS CO	546	14,052	Yes [X] No []
2.	SWISS REINS AMER CORP	39	885	Yes [] No [X]
3.	TRANSATLANTIC REINS CO	17	382	Yes [] No [X]
4.	CAELUS RE LIMITED II	14	1	Yes [] No [X]
5.	ACE TEMPEST REINS CO LTD	8	178	Yes [] No [X]

ANNUAL STATEMENT FOR THE YEAR 2012 OF THE NATIONWIDE INSURANCE COMPANY OF FLORIDA

SCHEDULE F - PART 4

Aging of Ceded Reinsurance as of December 31, Current Year (000 OMITTED)

1 Federal ID Number	2 NAIC Com- pany Code	3 Name of Reinsurer	4 Domiciliary Jurisdiction	Reinsurance Recoverable on Paid Losses and Paid Loss Adjustment Expenses							12 Percentage Overdue Col. 10/Col. 11	13 Percentage More Than 120 Days Overdue Col. 9/Col. 11
				5 Current	Overdue				11 Total Due Cols. 5 + 10			
					6 1 to 29 Days	7 30 to 90 Days	8 91 to 120 Days	9 Over 120 Days		10 Total Overdue Cols. 6 + 7 + 8 + 9		
NONE												
9999999 Totals												

ANNUAL STATEMENT FOR THE YEAR 2012 OF THE NATIONWIDE INSURANCE COMPANY OF FLORIDA

SCHEDULE F - PART 5

Provision for Unauthorized Reinsurance as of December 31, Current Year (000 OMITTED)

1 Federal ID Number	2 NAIC Company Code	3 Name of Reinsurer	4 Domiciliary Jurisdiction	5 Reinsurance Recoverable all Items Schedule F Part 3, Col. 15	6 Funds Held By Company Under Reinsurance Treaties	7 Letters of Credit	8 Letter of Credit Issuing or Confirming Bank (a)			11 Ceded Balances Payable	12 Miscellaneous Balances	13 Other Allowed Offset Items	14 Cols. 6+7 +11+12+13 but not in excess of Col. 5	15 Subtotal Col. 5 minus Col. 14	16 Recoverable Paid Losses & LAE Expenses Over 90 Days past Due not in Dispute	17 20% of Amount in Col. 16	18 Smaller of Col. 14 or Col. 17	19 Smaller of Col. 14 or 20% of Amount in Dispute Included in Col. 5	20 Total Provision for Unauthorized Reinsurance Smaller of Col. 5 or Cols. 15 + 18 + 19
							8 American Bankers Association (ABA) Routing Number	9 Letter of Credit Code	10 Bank Name										
0499999. Total Affiliates																			
AA-3194126	.00000	ARCH REINS LTD	Bermuda	2			XXX	XXX	XXX	(1)			(1)	3					2
0599999. Total Other U.S. Unaffiliated Insurers																			
AA-3190770	.00000	ACE TEMPEST RE	BMU	8						(5)			(5)	13					8
AA-3194128	.00000	ALLIED WORLD ASSURANCE CO LTD	BMU	2						(1)			(1)	3					2
AA-3190829	.00000	ALTERRA INSURANCE LTD	BMU	5						(3)			(3)	8					5
AA-3190932	.00000	ARGO RE LTD	BMU	4						(3)			(3)	7					4
AA-3190873	.00000	ARIEL RE	BMU	1						(1)			(1)	2					1
AA-3194168	.00000	ASPEN INSURANCE LIMITED	BMU	5						(3)			(3)	8					5
AA-3770320	.00000	CAELUS RE LIMITED	CYM	2						(1)			(1)	1					
AA-3770320	.00000	CAELUS RE LIMITED II	CYM	14						(1)			(1)	15					14
AA-3194161	.00000	CATLIN INS CO LTD	BMU	2						(1)			(1)	3					2
AA-1128003	.00000	CATLIN UND AGENCIES-2003	GBR	2						(3)			(3)	5					2
AA-1460006	.00000	FLAGSTONE REASSURANCE SUISSE	BMU	1						(1)			(1)	2					1
AA-1126435	.00000	LLOYD'S SYNDICATE #435	GBR	8						(5)			(5)	13					8
AA-1840000	.00000	MARFRE RE COMPANIA DE REASEGUR	ESP	2						(2)			(2)	4					2
AA-3194129	.00000	MONTPELIER REINS LTD	BMU	4						(3)			(3)	7					4
AA-3194200	.00000	MS FRONTIER RE	BMU	1										1					1
AA-3190686	.00000	PARTNER RE	BMU	7						(5)			(5)	12					7
AA-1464100	.00000	SCOR SWITZERLAND	CHE	4						(3)			(3)	7					4
AA-1440076	.00000	SIRIUS INTERNATIONAL INS. CORP	SWE	5						(3)			(3)	8					5
AA-1580110	.00000	SOMPO JAPAN INSURANCE INC	JPN	1						(1)			(1)	1					
AA-3190838	.00000	TOKIO MILLENNIUM RE LTD	BMU	2						(1)			(1)	3					2
AA-3190870	.00000	VALIDUS REINSURANCE LTD	BMU	1						(1)			(1)	2					1
AA-3190757	.00000	XL RE LTD	BMU	8						(5)			(5)	13					8
0899999. Total Other Non-U.S. Insurers				86			XXX	XXX	XXX	(52)			(52)	138					86
0999999. Total Affiliates and Others				88			XXX	XXX	XXX	(53)			(53)	141					88
1099999. Total Protected Cells							XXX	XXX	XXX										
9999999 Totals				88			XXX	XXX	XXX	(53)			(53)	141					88

- Amounts in dispute totaling \$ _____ are included in Column 5.
- Amounts in dispute totaling \$ _____ are excluded from Column 16.

(a)

Code	American Bankers Association (ABA) Routing Number	Bank Name

NONE

Schedule F - Part 6 - Section 1 - Provision for Reinsurance Ceded to Certified Reinsurers

N O N E

Schedule F - Part 6 - Section 1 - Bank Footnote

N O N E

Schedule F - Part 6 - Section 2 - Provision for Overdue Reinsurance Ceded to Certified Reinsurers

N O N E

Schedule F - Part 7 - Provision for Overdue Authorized Reinsurance

N O N E

SCHEDULE F - PART 9

Restatement of Balance Sheet to Identify Net Credit for Reinsurance

	1 As Reported (Net of Ceded)	2 Restatement Adjustments	3 Restated (Gross of Ceded)
ASSETS (Page 2, Col. 3)			
1. Cash and invested assets (Line 12)	311,858,199		311,858,199
2. Premiums and considerations (Line 15)	6,980,527		6,980,527
3. Reinsurance recoverable on loss and loss adjustment expense payments (Line 16.1)			
4. Funds held by or deposited with reinsured companies (Line 16.2)			
5. Other assets	11,226,432		11,226,432
6. Net amount recoverable from reinsurers		2,159,768	2,159,768
7. Protected cell assets (Line 27)			
8. Totals (Line 28)	330,065,158	2,159,768	332,224,926
LIABILITIES (Page 3)			
9. Losses and loss adjustment expenses (Lines 1 through 3)	36,668,069		36,668,069
10. Taxes, expenses, and other obligations (Lines 4 through 8)	556,923		556,923
11. Unearned premiums (Line 9)	26,089,623	724,733	26,814,356
12. Advance premiums (Line 10)	681,382		681,382
13. Dividends declared and unpaid (Line 11.1 and 11.2)			
14. Ceded reinsurance premiums payable (net of ceding commissions (Line 12)	(1,523,035)	1,523,035	
15. Funds held by company under reinsurance treaties (Line 13)			
16. Amounts withheld or retained by company for account of others (Line 14)			
17. Provision for reinsurance (Line 16)	88,000	(88,000)	
18. Other liabilities	9,746,574		9,746,574
19. Total liabilities excluding protected cell business (Line 26)	72,307,536	2,159,768	74,467,304
20. Protected cell liabilities (Line 27)			
21. Surplus as regards policyholders (Line 37)	257,757,622	XXX	257,757,622
22. Totals (Line 38)	330,065,158	2,159,768	332,224,926

NOTE: Is the restatement of this exhibit the result of grossing up balances ceded to affiliates under 100 percent reinsurance or pooling arrangements? Yes [] No [X]

If yes, give full explanation:

Schedule H - Part 1

N O N E

Schedule H - Part 2 - Reserves and Liabilities

N O N E

Schedule H - Part 3 - Prior Year's Claim Reserves and Liabilities

N O N E

Schedule H - Part 4 - Reinsurance

N O N E

Schedule H - Part 5 - Health Claims

N O N E

ANNUAL STATEMENT FOR THE YEAR 2012 OF THE NATIONWIDE INSURANCE COMPANY OF FLORIDA
SCHEDULE P - PART 1A - HOMEOWNERS/FAROWNERS
(\$000 OMITTED)

Years in Which Premiums Were Earned and Losses Were Incurred	Premiums Earned			Loss and Loss Expense Payments						10 Salvage and Subrogation Received	11 Total Net Paid Cols (4 - 5 + 6 - 7 + 8 - 9)	12 Number of Claims Reported Direct and Assumed
	1 Direct and Assumed	2 Ceded	3 Net (1 - 2)	Loss Payments		Defense and Cost Containment Payments		Adjusting and Other Payments				
				4 Direct and Assumed	5 Ceded	6 Direct and Assumed	7 Ceded	8 Direct and Assumed	9 Ceded			
1. Prior.....	XXX	XXX	XXX	(105)		(10)		18		1	(97)	XXX
2. 2003.....	171,098	46,070	125,028	67,712	457	3,119	53	6,852		837	77,173	16,443
3. 2004.....	203,635	34,088	169,546	743,543	184,062	8,868	7,375	66,851	1,401	1,015	626,424	79,584
4. 2005.....	248,030	28,277	219,753	251,533	35,885	6,810	262	17,309	2,028	1,425	237,478	55,240
5. 2006.....	287,621	108,632	178,989	76,507		4,135		15,534		1,113	96,176	8,244
6. 2007.....	275,445	123,358	152,087	87,854		4,168		5,261		965	97,283	8,136
7. 2008.....	178,812	43,757	135,055	82,548		4,304		6,163		784	93,016	7,619
8. 2009.....	136,166	20,547	115,619	74,084		4,488		6,933		674	85,506	6,070
9. 2010.....	113,957	23,698	90,259	65,024		4,073		4,704		293	73,802	4,733
10. 2011.....	64,607	23,606	41,001	30,766		1,574		2,154		71	34,493	2,856
11. 2012.....	54,539	20,747	33,792	15,143		528		1,972		36	17,643	1,730
12. Totals	XXX	XXX	XXX	1,494,610	220,404	42,056	7,690	133,752	3,429	7,214	1,438,895	XXX

	Losses Unpaid				Defense and Cost Containment Unpaid				Adjusting and Other Unpaid		23 Salvage and Subrogation Anticipated	24 Total Net Losses and Expenses Unpaid	25 Number of Claims Outstanding Direct and Assumed
	Case Basis		Bulk + IBNR		Case Basis		Bulk + IBNR						
	13 Direct and Assumed	14 Ceded	15 Direct and Assumed	16 Ceded	17 Direct and Assumed	18 Ceded	19 Direct and Assumed	20 Ceded	21 Direct and Assumed	22 Ceded			
1. Prior.....	742					12		29			783	5	
2. 2003.....	126					14		2			141	2	
3. 2004.....	675					35		38			749	17	
4. 2005.....	979		36			86		14			1,115	17	
5. 2006.....	883		69			159		28			1,140	7	
6. 2007.....	938		185			271		26			1,421	8	
7. 2008.....	1,378		448			426		60		2	2,311	12	
8. 2009.....	3,346		1,120			706		61		8	5,232	17	
9. 2010.....	4,923		1,865			1,069		44		20	7,900		
10. 2011.....	3,422		1,825			795		44		31	6,087		
11. 2012.....	3,801		4,766			1,027		157		56	9,752	2	
12. Totals	21,214		10,314			4,601		503		118	36,632	87	

	Total Losses and Loss Expenses Incurred			Loss and Loss Expense Percentage (Incurred / Premiums Earned)			Nontabular Discount		34 Inter-Company Pooling Participation Percentage	Net Balance Sheet Reserves After Discount	
	26 Direct and Assumed	27 Ceded	28 Net	29 Direct and Assumed	30 Ceded	31 Net	32 Loss	33 Loss Expense		35 Losses Unpaid	36 Loss Expenses Unpaid
1. Prior.....	XXX	XXX	XXX	XXX	XXX	XXX			XXX	742	41
2. 2003.....	77,824	510	77,314	45.5	1.1	61.8				126	16
3. 2004.....	820,010	192,838	627,173	402.7	565.7	369.9				675	74
4. 2005.....	276,768	38,175	238,593	111.6	135.0	108.6				1,015	100
5. 2006.....	97,315		97,315	33.8		54.4				953	187
6. 2007.....	98,704		98,704	35.8		64.9				1,124	297
7. 2008.....	95,327		95,327	53.3		70.6				1,826	486
8. 2009.....	90,738		90,738	66.6		78.5				4,465	767
9. 2010.....	81,702		81,702	71.7		90.5				6,788	1,113
10. 2011.....	40,580		40,580	62.8		99.0				5,248	839
11. 2012.....	27,395		27,395	50.2		81.1				8,567	1,185
12. Totals	XXX	XXX	XXX	XXX	XXX	XXX			XXX	31,528	5,104

Schedule P - Part 1B - Private Passenger Auto Liability/Medical

N O N E

Schedule P - Part 1C - Commercial Auto/Truck Liability/Medical

N O N E

Schedule P - Part 1D - Workers' Compensation (Excluding Excess Workers' Compensation)

N O N E

Schedule P - Part 1E - Commercial Multiple Peril

N O N E

Schedule P - Part 1F - Section 1 - Medical Professional Liability - Occurrence

N O N E

Schedule P - Part 1F - Section 2 - Medical Professional Liability - Claims-Made

N O N E

Schedule P - Part 1G - Special Liability (Ocean Marine, Aircraft (all perils), Boiler and Machinery)

N O N E

ANNUAL STATEMENT FOR THE YEAR 2012 OF THE NATIONWIDE INSURANCE COMPANY OF FLORIDA
SCHEDULE P - PART 1H - SECTION 1 - OTHER LIABILITY - OCCURRENCE
(\$000 OMITTED)

Years in Which Premiums Were Earned and Losses Were Incurred	Premiums Earned			Loss and Loss Expense Payments						12 Number of Claims Reported Direct and Assumed			
	1 Direct and Assumed	2 Ceded	3 Net (1 - 2)	Loss Payments		Defense and Cost Containment Payments		Adjusting and Other Payments			10 Salvage and Subrogation Received	11 Total Net Paid Cols (4 - 5 + 6 - 7 + 8 - 9)	
				4 Direct and Assumed	5 Ceded	6 Direct and Assumed	7 Ceded	8 Direct and Assumed	9 Ceded				
1. Prior.....	XXX	XXX	XXX									XXX	
2. 2003.....					580	6	19		0			(593)	
3. 2004.....				452		157			13			622	3
4. 2005.....				480		2			14			497	3
5. 2006.....				23					19			42	1
6. 2007.....	835		835	502		21			34		(1)	558	15
7. 2008.....	211		211	109					115			224	5
8. 2009.....	373		373	79		17			15			111	10
9. 2010.....	17		17						12			12	
10. 2011.....									0			0	
11. 2012.....									2			2	
12. Totals	XXX	XXX	XXX	1,645	580	203	19		226		(1)	1,475	XXX

	Losses Unpaid				Defense and Cost Containment Unpaid				Adjusting and Other Unpaid		23 Salvage and Subrogation Anticipated	24 Total Net Losses and Expenses Unpaid	25 Number of Claims Outstanding Direct and Assumed
	Case Basis		Bulk + IBNR		Case Basis		Bulk + IBNR		21 Direct and Assumed	22 Ceded			
	13 Direct and Assumed	14 Ceded	15 Direct and Assumed	16 Ceded	17 Direct and Assumed	18 Ceded	19 Direct and Assumed	20 Ceded					
1. Prior.....													
2. 2003.....													
3. 2004.....													
4. 2005.....													
5. 2006.....													
6. 2007.....													
7. 2008.....	0											0	
8. 2009.....									0			0	
9. 2010.....													
10. 2011.....													
11. 2012.....													
12. Totals	0								0			0	

	Total Losses and Loss Expenses Incurred			Loss and Loss Expense Percentage (Incurred / Premiums Earned)			Nontabular Discount		34 Inter-Company Pooling Participation Percentage	Net Balance Sheet Reserves After Discount	
	26 Direct and Assumed	27 Ceded	28 Net	29 Direct and Assumed	30 Ceded	31 Net	32 Loss	33 Loss Expense		35 Losses Unpaid	36 Loss Expenses Unpaid
1. Prior.....	XXX	XXX	XXX	XXX	XXX	XXX			XXX		
2. 2003.....	6	599	(593)								
3. 2004.....	622		622								
4. 2005.....	497		497								
5. 2006.....	42		42								
6. 2007.....	558		558	66.8		66.8					
7. 2008.....	224		224	106.5		106.5				0	
8. 2009.....	111		111	29.7		29.7					0
9. 2010.....	12		12	72.7		72.7					
10. 2011.....	0		0								
11. 2012.....	2		2								
12. Totals	XXX	XXX	XXX	XXX	XXX	XXX			XXX	0	0

ANNUAL STATEMENT FOR THE YEAR 2012 OF THE NATIONWIDE INSURANCE COMPANY OF FLORIDA
SCHEDULE P - PART 1H - SECTION 2 - OTHER LIABILITY - CLAIMS-MADE
(\$000 OMITTED)

Years in Which Premiums Were Earned and Losses Were Incurred	Premiums Earned			Loss and Loss Expense Payments						10 Salvage and Subrogation Received	11 Total Net Paid Cols (4 - 5 + 6 - 7 + 8 - 9)	12 Number of Claims Reported Direct and Assumed
	1 Direct and Assumed	2 Ceded	3 Net (1 - 2)	Loss Payments		Defense and Cost Containment Payments		Adjusting and Other Payments				
				4 Direct and Assumed	5 Ceded	6 Direct and Assumed	7 Ceded	8 Direct and Assumed	9 Ceded			
1. Prior.....	XXX	XXX	XXX									XXX
2. 2003.....												
3. 2004.....												
4. 2005.....												
5. 2006.....												
6. 2007.....												
7. 2008.....												
8. 2009.....												
9. 2010.....												
10. 2011.....												
11. 2012.....												
12. Totals	XXX	XXX	XXX									XXX

NONE

	Losses Unpaid				Defense and Cost Containment Unpaid				Adjusting and Other Unpaid		23 Salvage and Subrogation Anticipated	24 Total Net Losses and Expenses Unpaid	25 Number of Claims Outstanding Direct and Assumed
	Case Basis		Bulk + IBNR		Case Basis		Bulk + IBNR		Adjusting and Other Unpaid				
	13 Direct and Assumed	14 Ceded	15 Direct and Assumed	16 Ceded	17 Direct and Assumed	18 Ceded	19 Direct and Assumed	20 Ceded	21 Direct and Assumed	22 Ceded			
1. Prior.....													
2. 2003.....													
3. 2004.....													
4. 2005.....													
5. 2006.....													
6. 2007.....													
7. 2008.....													
8. 2009.....													
9. 2010.....													
10. 2011.....													
11. 2012.....													
12. Totals													

NONE

	Total Losses and Loss Expenses Incurred			Loss and Loss Expense Percentage (Incurred / Premiums Earned)			Nontabular Discount		34 Inter-Company Pooling Participation Percentage	Net Balance Sheet Reserves After Discount	
	26 Direct and Assumed	27 Ceded	28 Net	29 Direct and Assumed	30 Ceded	31 Net	32 Loss	33 Loss Expense		35 Losses Unpaid	36 Loss Expenses Unpaid
	1. Prior.....	XXX	XXX	XXX	XXX	XXX	XXX				XXX
2. 2003.....											
3. 2004.....											
4. 2005.....											
5. 2006.....											
6. 2007.....											
7. 2008.....											
8. 2009.....											
9. 2010.....											
10. 2011.....											
11. 2012.....											
12. Totals	XXX	XXX	XXX	XXX	XXX	XXX			XXX		

NONE

ANNUAL STATEMENT FOR THE YEAR 2012 OF THE NATIONWIDE INSURANCE COMPANY OF FLORIDA
SCHEDULE P - PART 11 - SPECIAL PROPERTY (FIRE, ALLIED LINES, INLAND MARINE,
EARTHQUAKE, BURGLARY AND THEFT)
(\$000 OMITTED)

Years in Which Premiums Were Earned and Losses Were Incurred	Premiums Earned			Loss and Loss Expense Payments						12 Number of Claims Reported Direct and Assumed		
	1	2	3	Loss Payments		Defense and Cost Containment Payments		Adjusting and Other Payments			10 Salvage and Subrogation Received	11 Total Net Paid Cols (4 - 5 + 6 - 7 + 8 - 9)
				4	5	6	7	8	9			
	Direct and Assumed	Ceded	Net (1 - 2)	Direct and Assumed	Ceded	Direct and Assumed	Ceded	Direct and Assumed	Ceded			
1. Prior	XXX	XXX	XXX	109		21		3		7	134	XXX
2. 2011	1,166	28	1,137	251		1		47		6	299	XXX
3. 2012	1,007	24	983	95		0		20		2	116	XXX
4. Totals	XXX	XXX	XXX	456		23		71		15	549	XXX

	Losses Unpaid				Defense and Cost Containment Unpaid				Adjusting and Other Unpaid		23 Salvage and Subrogation Anticipated	24 Total Net Losses and Expenses Unpaid	25 Number of Claims Outstanding Direct and Assumed
	Case Basis		Bulk + IBNR		Case Basis		Bulk + IBNR		Adjusting and Other Unpaid				
	13	14	15	16	17	18	19	20	21	22			
	Direct and Assumed	Ceded	Direct and Assumed	Ceded	Direct and Assumed	Ceded	Direct and Assumed	Ceded	Direct and Assumed	Ceded			
1. Prior	18		0			1		(6)		0	14	2	
2. 2011			3			1		0			4		
3. 2012	2		14			1		1			18		
4. Totals	20		17			2		(4)		0	36	2	

	Total Losses and Loss Expenses Incurred			Loss and Loss Expense Percentage (Incurred /Premiums Earned)			Nontabular Discount		34 Inter-Company Pooling Participation Percentage	Net Balance Sheet Reserves After Discount	
	26	27	28	29	30	31	32	33		35	36
	Direct and Assumed	Ceded	Net	Direct and Assumed	Ceded	Net	Loss	Loss Expense		Losses Unpaid	Loss Expenses Unpaid
1. Prior	XXX	XXX	XXX	XXX	XXX	XXX			XXX	19	(5)
2. 2011	303		303	26.0		26.6				3	1
3. 2012	134		134	13.3		13.6				16	2
4. Totals	XXX	XXX	XXX	XXX	XXX	XXX			XXX	37	(2)

Schedule P - Part 1J - Auto Physical Damage

N O N E

Schedule P - Part 1K - Fidelity/Surety

N O N E

Schedule P - Part 1L - Other (Including Credit, Accident and Health)

N O N E

Schedule P - Part 1M - International

N O N E

Schedule P - Part 1N - Reinsurance - Nonproportional Assumed Property

N O N E

Schedule P - Part 1O - Reinsurance - Nonproportional Assumed Liability

N O N E

Schedule P - Part 1P - Reinsurance - Nonproportional Assumed Financial Lines

N O N E

Schedule P - Part 1R - Section 1 - Products Liability - Occurrence

N O N E

Schedule P - Part 1R - Section 2 - Products Liability - Claims-Made

N O N E

Schedule P - Part 1S - Financial Guaranty/Mortgage Guaranty

N O N E

Schedule P - Part 1T - Warranty

N O N E

ANNUAL STATEMENT FOR THE YEAR 2012 OF THE NATIONWIDE INSURANCE COMPANY OF FLORIDA

SCHEDULE P - PART 2A - HOMEOWNERS/FAROWNERS

Years in Which Losses Were Incurred	INCURRED NET LOSSES AND DEFENSE AND COST CONTAINMENT EXPENSES REPORTED AT YEAR END (\$000 OMITTED)										DEVELOPMENT	
	1 2003	2 2004	3 2005	4 2006	5 2007	6 2008	7 2009	8 2010	9 2011	10 2012	11 One Year	12 Two Year
1. Prior.....	15,370	18,750	19,070	21,216	21,263	22,127	22,437	22,707	22,774	23,135	361	428
2. 2003.....	71,403	70,683	67,887	67,299	67,522	71,666	69,689	70,453	70,566	70,460	(105)	7
3. 2004.....	XXX	527,005	579,706	553,549	556,517	558,712	560,063	560,966	561,682	561,684	3	718
4. 2005.....	XXX	XXX	203,261	207,137	209,870	216,708	219,078	221,212	222,923	223,298	375	2,086
5. 2006.....	XXX	XXX	XXX	72,692	73,410	80,761	81,719	81,524	82,049	81,753	(296)	228
6. 2007.....	XXX	XXX	XXX	XXX	88,469	95,592	93,514	95,086	93,644	93,418	(227)	(1,668)
7. 2008.....	XXX	XXX	XXX	XXX	XXX	95,565	91,950	90,109	88,227	89,104	877	(1,005)
8. 2009.....	XXX	XXX	XXX	XXX	XXX	XXX	79,987	84,404	83,839	83,744	(95)	(660)
9. 2010.....	XXX	XXX	XXX	XXX	XXX	XXX	XXX	81,554	76,941	76,954	14	(4,600)
10. 2011.....	XXX	XXX	XXX	XXX	XXX	XXX	XXX	XXX	39,313	38,382	(931)	XXX
11. 2012.....	XXX	XXX	XXX	XXX	XXX	XXX	XXX	XXX	XXX	25,266	XXX	XXX
12. Totals											(25)	(4,465)

SCHEDULE P - PART 2B - PRIVATE PASSENGER AUTO LIABILITY/MEDICAL

1. Prior.....												
2. 2003.....												
3. 2004.....	XXX											
4. 2005.....	XXX	XXX										
5. 2006.....	XXX	XXX	XXX									
6. 2007.....	XXX	XXX	XXX	XXX								
7. 2008.....	XXX	XXX	XXX	XXX	XXX							
8. 2009.....	XXX	XXX	XXX	XXX	XXX	XXX						
9. 2010.....	XXX	XXX	XXX	XXX	XXX	XXX	XXX					
10. 2011.....	XXX	XXX	XXX	XXX	XXX	XXX	XXX	XXX	XXX			XXX
11. 2012.....	XXX	XXX	XXX	XXX	XXX	XXX	XXX	XXX	XXX	XXX		XXX
12. Totals												

SCHEDULE P - PART 2C - COMMERCIAL AUTO/TRUCK LIABILITY/MEDICAL

1. Prior.....												
2. 2003.....												
3. 2004.....	XXX											
4. 2005.....	XXX	XXX										
5. 2006.....	XXX	XXX	XXX									
6. 2007.....	XXX	XXX	XXX	XXX								
7. 2008.....	XXX	XXX	XXX	XXX	XXX							
8. 2009.....	XXX	XXX	XXX	XXX	XXX	XXX						
9. 2010.....	XXX	XXX	XXX	XXX	XXX	XXX	XXX					
10. 2011.....	XXX	XXX	XXX	XXX	XXX	XXX	XXX	XXX	XXX			XXX
11. 2012.....	XXX	XXX	XXX	XXX	XXX	XXX	XXX	XXX	XXX	XXX		XXX
12. Totals												

**SCHEDULE P - PART 2D - WORKERS' COMPENSATION
(EXCLUDING EXCESS WORKERS' COMPENSATION)**

1. Prior.....												
2. 2003.....												
3. 2004.....	XXX											
4. 2005.....	XXX	XXX										
5. 2006.....	XXX	XXX	XXX									
6. 2007.....	XXX	XXX	XXX	XXX								
7. 2008.....	XXX	XXX	XXX	XXX	XXX							
8. 2009.....	XXX	XXX	XXX	XXX	XXX	XXX						
9. 2010.....	XXX	XXX	XXX	XXX	XXX	XXX	XXX					
10. 2011.....	XXX	XXX	XXX	XXX	XXX	XXX	XXX	XXX	XXX			XXX
11. 2012.....	XXX	XXX	XXX	XXX	XXX	XXX	XXX	XXX	XXX	XXX		XXX
12. Totals												

SCHEDULE P - PART 2E - COMMERCIAL MULTIPLE PERIL

1. Prior.....												
2. 2003.....												
3. 2004.....	XXX											
4. 2005.....	XXX	XXX										
5. 2006.....	XXX	XXX	XXX									
6. 2007.....	XXX	XXX	XXX	XXX								
7. 2008.....	XXX	XXX	XXX	XXX	XXX							
8. 2009.....	XXX	XXX	XXX	XXX	XXX	XXX						
9. 2010.....	XXX	XXX	XXX	XXX	XXX	XXX	XXX					
10. 2011.....	XXX	XXX	XXX	XXX	XXX	XXX	XXX	XXX	XXX			XXX
11. 2012.....	XXX	XXX	XXX	XXX	XXX	XXX	XXX	XXX	XXX	XXX		XXX
12. Totals												

ANNUAL STATEMENT FOR THE YEAR 2012 OF THE NATIONWIDE INSURANCE COMPANY OF FLORIDA
SCHEDULE P - PART 2F - SECTION 1 - MEDICAL PROFESSIONAL LIABILITY - OCCURRENCE

Years in Which Losses Were Incurred	INCURRED NET LOSSES AND DEFENSE AND COST CONTAINMENT EXPENSES REPORTED AT YEAR END (\$000 OMITTED)										DEVELOPMENT	
	1 2003	2 2004	3 2005	4 2006	5 2007	6 2008	7 2009	8 2010	9 2011	10 2012	11 One Year	12 Two Year
1. Prior												
2. 2003												
3. 2004	XXX											
4. 2005	XXX	XXX										
5. 2006	XXX	XXX	XXX									
6. 2007	XXX	XXX	XXX	XXX								
7. 2008	XXX	XXX	XXX	XXX	XXX							
8. 2009	XXX	XXX	XXX	XXX	XXX	XXX						
9. 2010	XXX	XXX	XXX	XXX	XXX	XXX	XXX					
10. 2011	XXX	XXX	XXX	XXX	XXX	XXX	XXX	XXX				XXX
11. 2012	XXX	XXX	XXX	XXX	XXX	XXX	XXX	XXX	XXX		XXX	XXX
12. Totals												

NONE

SCHEDULE P - PART 2F - SECTION 2 - MEDICAL PROFESSIONAL LIABILITY - CLAIMS-MADE

1. Prior												
2. 2003												
3. 2004	XXX											
4. 2005	XXX	XXX										
5. 2006	XXX	XXX	XXX									
6. 2007	XXX	XXX	XXX	XXX								
7. 2008	XXX	XXX	XXX	XXX	XXX							
8. 2009	XXX	XXX	XXX	XXX	XXX	XXX						
9. 2010	XXX	XXX	XXX	XXX	XXX	XXX	XXX					
10. 2011	XXX	XXX	XXX	XXX	XXX	XXX	XXX	XXX				XXX
11. 2012	XXX	XXX	XXX	XXX	XXX	XXX	XXX	XXX	XXX		XXX	XXX
12. Totals												

NONE

SCHEDULE P - PART 2G - SPECIAL LIABILITY (OCEAN MARINE, AIRCRAFT (ALL PERILS), BOILER AND MACHINERY)

1. Prior												
2. 2003												
3. 2004	XXX											
4. 2005	XXX	XXX										
5. 2006	XXX	XXX	XXX									
6. 2007	XXX	XXX	XXX	XXX								
7. 2008	XXX	XXX	XXX	XXX	XXX							
8. 2009	XXX	XXX	XXX	XXX	XXX	XXX						
9. 2010	XXX	XXX	XXX	XXX	XXX	XXX	XXX					
10. 2011	XXX	XXX	XXX	XXX	XXX	XXX	XXX	XXX				XXX
11. 2012	XXX	XXX	XXX	XXX	XXX	XXX	XXX	XXX	XXX		XXX	XXX
12. Totals												

NONE

SCHEDULE P - PART 2H - SECTION 1 - OTHER LIABILITY - OCCURRENCE

1. Prior								0	0	0	0		
2. 2003					4	6	6	(593)	(593)	(593)			(1)
3. 2004	XXX				439	609	609	609	609	609			
4. 2005	XXX	XXX			88	483	482	482	482	482			
5. 2006	XXX	XXX	XXX		155	25	23	23	23	23			
6. 2007	XXX	XXX	XXX	XXX	140	521	523	525	523	523			(1)
7. 2008	XXX	XXX	XXX	XXX	XXX	21	110	110	109	109	0		(1)
8. 2009	XXX	XXX	XXX	XXX	XXX	XXX	35	80	90	96	6		15
9. 2010	XXX	XXX	XXX	XXX	XXX	XXX	XXX	1	0		0		(1)
10. 2011	XXX	XXX	XXX	XXX	XXX	XXX	XXX	XXX					XXX
11. 2012	XXX	XXX	XXX	XXX	XXX	XXX	XXX	XXX	XXX		XXX		XXX
12. Totals											6	11	

SCHEDULE P - PART 2H - SECTION 2 - OTHER LIABILITY - CLAIMS-MADE

1. Prior													
2. 2003													
3. 2004	XXX												
4. 2005	XXX	XXX											
5. 2006	XXX	XXX	XXX										
6. 2007	XXX	XXX	XXX	XXX									
7. 2008	XXX	XXX	XXX	XXX	XXX								
8. 2009	XXX	XXX	XXX	XXX	XXX	XXX							
9. 2010	XXX	XXX	XXX	XXX	XXX	XXX	XXX						
10. 2011	XXX	XXX	XXX	XXX	XXX	XXX	XXX	XXX					XXX
11. 2012	XXX	XXX	XXX	XXX	XXX	XXX	XXX	XXX	XXX		XXX		XXX
12. Totals													

NONE

**ANNUAL STATEMENT FOR THE YEAR 2012 OF THE NATIONWIDE INSURANCE COMPANY OF FLORIDA
SCHEDULE P - PART 2I - SPECIAL PROPERTY (FIRE, ALLIED LINES, INLAND MARINE,
EARTHQUAKE, BURGLARY, AND THEFT)**

Years in Which Losses Were Incurred	INCURRED NET LOSSES AND DEFENSE AND COST CONTAINMENT EXPENSES REPORTED AT YEAR END (\$000 OMITTED)										DEVELOPMENT	
	1 2003	2 2004	3 2005	4 2006	5 2007	6 2008	7 2009	8 2010	9 2011	10 2012	11 One Year	12 Two Year
1. Prior.....	XXX	XXX	XXX	XXX	XXX	XXX	XXX	562	401	397	(4)	(165)
2. 2011.....	XXX	XXX	XXX	XXX	XXX	XXX	XXX	XXX	259	255	(4)	XXX
3. 2012.....	XXX	XXX	XXX	XXX	XXX	XXX	XXX	XXX	XXX	112	XXX	XXX
4. Totals											(8)	(165)

SCHEDULE P - PART 2J - AUTO PHYSICAL DAMAGE

1. Prior.....	XXX	XXX	XXX	XXX	XXX	XXX	XXX					
2. 2011.....	XXX	XXX	XXX	XXX	XXX	XXX	XXX	XXX				XXX
3. 2012.....	XXX	XXX	XXX	XXX	XXX	XXX	XXX	XXX	XXX		XXX	XXX
4. Totals												

NONE

SCHEDULE P - PART 2K - FIDELITY/SURETY

1. Prior.....	XXX	XXX	XXX	XXX	XXX	XXX	XXX					
2. 2011.....	XXX	XXX	XXX	XXX	XXX	XXX	XXX	XXX				XXX
3. 2012.....	XXX	XXX	XXX	XXX	XXX	XXX	XXX	XXX	XXX		XXX	XXX
4. Totals												

NONE

SCHEDULE P - PART 2L - OTHER (INCLUDING CREDIT, ACCIDENT AND HEALTH)

1. Prior.....	XXX	XXX	XXX	XXX	XXX	XXX	XXX					
2. 2011.....	XXX	XXX	XXX	XXX	XXX	XXX	XXX	XXX				XXX
3. 2012.....	XXX	XXX	XXX	XXX	XXX	XXX	XXX	XXX	XXX		XXX	XXX
4. Totals												

NONE

SCHEDULE P - PART 2M - INTERNATIONAL

1. Prior.....												
2. 2003.....												
3. 2004.....	XXX											
4. 2005.....	XXX	XXX										
5. 2006.....	XXX	XXX	XXX									
6. 2007.....	XXX	XXX	XXX	XXX								
7. 2008.....	XXX	XXX	XXX	XXX	XXX							
8. 2009.....	XXX	XXX	XXX	XXX	XXX	XXX						
9. 2010.....	XXX	XXX	XXX	XXX	XXX	XXX	XXX					
10. 2011.....	XXX	XXX	XXX	XXX	XXX	XXX	XXX	XXX				XXX
11. 2012.....	XXX	XXX	XXX	XXX	XXX	XXX	XXX	XXX	XXX		XXX	XXX
12. Totals												

NONE

Schedule P - Part 2N - Reinsurance - Nonproportional Assumed Property

N O N E

Schedule P - Part 2O - Reinsurance - Nonproportional Assumed Liability

N O N E

Schedule P - Part 2P - Reinsurance - Nonproportional Assumed Financial Lines

N O N E

Schedule P - Part 2R - Section 1 - Products Liability - Occurrence

N O N E

Schedule P - Part 2R - Section 2 - Products Liability - Claims-Made

N O N E

Schedule P - Part 2S - Financial Guaranty/Mortgage Guaranty

N O N E

Schedule P - Part 2T - Warranty

N O N E

ANNUAL STATEMENT FOR THE YEAR 2012 OF THE NATIONWIDE INSURANCE COMPANY OF FLORIDA

SCHEDULE P - PART 3A - HOMEOWNERS/FAROWNERS

Years in Which Losses Were Incurred	CUMULATIVE PAID NET LOSSES AND DEFENSE AND COST CONTAINMENT EXPENSES REPORTED AT YEAR END (\$000 OMITTED)										11 Number of Claims Closed With Loss Payment	12 Number of Claims Closed Without Loss Payment
	1	2	3	4	5	6	7	8	9	10		
	2003	2004	2005	2006	2007	2008	2009	2010	2011	2012		
1. Prior	.000	8,816	13,288	17,850	19,528	20,898	21,589	22,265	22,496	22,381	494	
2. 2003	39,234	58,035	61,589	63,287	65,825	67,190	67,430	70,960	70,386	70,321	13,975	2,466
3. 2004	XXX	476,522	525,452	542,320	550,257	553,867	556,520	558,576	560,572	560,974	72,463	7,104
4. 2005	XXX	XXX	137,828	193,177	202,912	210,022	214,564	219,549	220,771	222,197	52,023	3,200
5. 2006	XXX	XXX	XXX	35,868	60,863	69,892	75,714	77,959	80,288	80,641	6,437	1,800
6. 2007	XXX	XXX	XXX	XXX	48,344	77,822	83,542	87,391	90,331	92,022	6,542	1,586
7. 2008	XXX	XXX	XXX	XXX	XXX	49,642	73,990	80,838	82,920	86,852	6,196	1,411
8. 2009	XXX	XXX	XXX	XXX	XXX	XXX	42,148	66,007	73,889	78,573	4,777	1,276
9. 2010	XXX	XXX	XXX	XXX	XXX	XXX	XXX	40,290	62,865	69,097	3,416	1,317
10. 2011	XXX	XXX	XXX	XXX	XXX	XXX	XXX	XXX	22,332	32,339	2,078	778
11. 2012	XXX	XXX	XXX	XXX	XXX	XXX	XXX	XXX	XXX	15,671	1,357	371

SCHEDULE P - PART 3B - PRIVATE PASSENGER AUTO LIABILITY/MEDICAL

1. Prior	.000											
2. 2003												
3. 2004	XXX											
4. 2005	XXX	XXX										
5. 2006	XXX	XXX	XXX									
6. 2007	XXX	XXX	XXX	XXX								
7. 2008	XXX	XXX	XXX	XXX	XXX							
8. 2009	XXX	XXX	XXX	XXX	XXX	XXX						
9. 2010	XXX	XXX	XXX	XXX	XXX	XXX	XXX					
10. 2011	XXX	XXX	XXX	XXX	XXX	XXX	XXX	XXX				
11. 2012	XXX	XXX	XXX	XXX	XXX	XXX	XXX	XXX	XXX			

NONE

SCHEDULE P - PART 3C - COMMERCIAL AUTO/TRUCK LIABILITY/MEDICAL

1. Prior	.000											
2. 2003												
3. 2004	XXX											
4. 2005	XXX	XXX										
5. 2006	XXX	XXX	XXX									
6. 2007	XXX	XXX	XXX	XXX								
7. 2008	XXX	XXX	XXX	XXX	XXX							
8. 2009	XXX	XXX	XXX	XXX	XXX	XXX						
9. 2010	XXX	XXX	XXX	XXX	XXX	XXX	XXX					
10. 2011	XXX	XXX	XXX	XXX	XXX	XXX	XXX	XXX				
11. 2012	XXX	XXX	XXX	XXX	XXX	XXX	XXX	XXX	XXX			

NONE

**SCHEDULE P - PART 3D - WORKERS' COMPENSATION
(EXCLUDING EXCESS WORKERS' COMPENSATION)**

1. Prior	.000											
2. 2003												
3. 2004	XXX											
4. 2005	XXX	XXX										
5. 2006	XXX	XXX	XXX									
6. 2007	XXX	XXX	XXX	XXX								
7. 2008	XXX	XXX	XXX	XXX	XXX							
8. 2009	XXX	XXX	XXX	XXX	XXX	XXX						
9. 2010	XXX	XXX	XXX	XXX	XXX	XXX	XXX					
10. 2011	XXX	XXX	XXX	XXX	XXX	XXX	XXX	XXX				
11. 2012	XXX	XXX	XXX	XXX	XXX	XXX	XXX	XXX	XXX			

NONE

SCHEDULE P - PART 3E - COMMERCIAL MULTIPLE PERIL

1. Prior	.000											
2. 2003												
3. 2004	XXX											
4. 2005	XXX	XXX										
5. 2006	XXX	XXX	XXX									
6. 2007	XXX	XXX	XXX	XXX								
7. 2008	XXX	XXX	XXX	XXX	XXX							
8. 2009	XXX	XXX	XXX	XXX	XXX	XXX						
9. 2010	XXX	XXX	XXX	XXX	XXX	XXX	XXX					
10. 2011	XXX	XXX	XXX	XXX	XXX	XXX	XXX	XXX				
11. 2012	XXX	XXX	XXX	XXX	XXX	XXX	XXX	XXX	XXX			

NONE

ANNUAL STATEMENT FOR THE YEAR 2012 OF THE NATIONWIDE INSURANCE COMPANY OF FLORIDA
SCHEDULE P - PART 3F - SECTION 1 - MEDICAL PROFESSIONAL LIABILITY - OCCURRENCE

Years in Which Losses Were Incurred	CUMULATIVE PAID NET LOSSES AND DEFENSE AND COST CONTAINMENT EXPENSES REPORTED AT YEAR END (\$000 OMITTED)										11 Number of Claims Closed With Loss Payment	12 Number of Claims Closed Without Loss Payment	
	1	2	3	4	5	6	7	8	9	10			
	2003	2004	2005	2006	2007	2008	2009	2010	2011	2012			
1. Prior	.000												
2. 2003													
3. 2004	XXX												
4. 2005	XXX	XXX											
5. 2006	XXX	XXX	XXX										
6. 2007	XXX	XXX	XXX	XXX									
7. 2008	XXX	XXX	XXX	XXX	XXX								
8. 2009	XXX	XXX	XXX	XXX	XXX	XXX							
9. 2010	XXX	XXX	XXX	XXX	XXX	XXX	XXX						
10. 2011	XXX	XXX	XXX	XXX	XXX	XXX	XXX	XXX					
11. 2012	XXX	XXX	XXX	XXX	XXX	XXX	XXX	XXX	XXX				

NONE

SCHEDULE P - PART 3F - SECTION 2 - MEDICAL PROFESSIONAL LIABILITY - CLAIMS-MADE

1. Prior	.000												
2. 2003													
3. 2004	XXX												
4. 2005	XXX	XXX											
5. 2006	XXX	XXX	XXX										
6. 2007	XXX	XXX	XXX	XXX									
7. 2008	XXX	XXX	XXX	XXX	XXX								
8. 2009	XXX	XXX	XXX	XXX	XXX	XXX							
9. 2010	XXX	XXX	XXX	XXX	XXX	XXX	XXX						
10. 2011	XXX	XXX	XXX	XXX	XXX	XXX	XXX	XXX					
11. 2012	XXX	XXX	XXX	XXX	XXX	XXX	XXX	XXX	XXX				

NONE

SCHEDULE P - PART 3G - SPECIAL LIABILITY (OCEAN MARINE, AIRCRAFT (ALL PERILS), BOILER AND MACHINERY)

1. Prior	.000											XXX	XXX
2. 2003												XXX	XXX
3. 2004	XXX											XXX	XXX
4. 2005	XXX	XXX										XXX	XXX
5. 2006	XXX	XXX	XXX									XXX	XXX
6. 2007	XXX	XXX	XXX	XXX								XXX	XXX
7. 2008	XXX	XXX	XXX	XXX	XXX							XXX	XXX
8. 2009	XXX	XXX	XXX	XXX	XXX	XXX						XXX	XXX
9. 2010	XXX	XXX	XXX	XXX	XXX	XXX	XXX					XXX	XXX
10. 2011	XXX	XXX	XXX	XXX	XXX	XXX	XXX	XXX				XXX	XXX
11. 2012	XXX	XXX	XXX	XXX	XXX	XXX	XXX	XXX	XXX	XXX		XXX	XXX

NONE

SCHEDULE P - PART 3H - SECTION 1 - OTHER LIABILITY - OCCURRENCE

1. Prior	.000							0	0	0	0		
2. 2003					4	6	6	(593)	(593)	(593)			
3. 2004	XXX				456	609	609	609	609	609	3		
4. 2005	XXX	XXX			135	482	482	482	482	482	3		
5. 2006	XXX	XXX	XXX		23	23	23	23	23	23	1		
6. 2007	XXX	XXX	XXX	XXX	74	411	419	524	523	523	13	2	
7. 2008	XXX	XXX	XXX	XXX	XXX	8	109	109	109	109	5		
8. 2009	XXX	XXX	XXX	XXX	XXX	XXX	10	29	43	96	8	2	
9. 2010	XXX	XXX	XXX	XXX	XXX	XXX	XXX						
10. 2011	XXX	XXX	XXX	XXX	XXX	XXX	XXX	XXX					
11. 2012	XXX	XXX	XXX	XXX	XXX	XXX	XXX	XXX	XXX	XXX			

SCHEDULE P - PART 3H - SECTION 2 - OTHER LIABILITY - CLAIMS-MADE

1. Prior	.000												
2. 2003													
3. 2004	XXX												
4. 2005	XXX	XXX											
5. 2006	XXX	XXX	XXX										
6. 2007	XXX	XXX	XXX	XXX									
7. 2008	XXX	XXX	XXX	XXX	XXX								
8. 2009	XXX	XXX	XXX	XXX	XXX	XXX							
9. 2010	XXX	XXX	XXX	XXX	XXX	XXX	XXX						
10. 2011	XXX	XXX	XXX	XXX	XXX	XXX	XXX	XXX					
11. 2012	XXX	XXX	XXX	XXX	XXX	XXX	XXX	XXX	XXX	XXX			

NONE

ANNUAL STATEMENT FOR THE YEAR 2012 OF THE NATIONWIDE INSURANCE COMPANY OF FLORIDA
SCHEDULE P - PART 3I - SPECIAL PROPERTY (FIRE, ALLIED LINES, INLAND MARINE, EARTHQUAKE, BURGLARY, AND THEFT)

Years in Which Losses Were Incurred	CUMULATIVE PAID NET LOSSES AND DEFENSE AND COST CONTAINMENT EXPENSES REPORTED AT YEAR END (\$000 OMITTED)										11 Number of Claims Closed With Loss Payment	12 Number of Claims Closed Without Loss Payment
	1	2	3	4	5	6	7	8	9	10		
	2003	2004	2005	2006	2007	2008	2009	2010	2011	2012		
1. Prior	XXX	XXX	XXX	XXX	XXX	XXX	XXX	.000	247	378	XXX	XXX
2. 2011	XXX	XXX	XXX	XXX	XXX	XXX	XXX	XXX	228	252	XXX	XXX
3. 2012	XXX	XXX	XXX	XXX	XXX	XXX	XXX	XXX	XXX	96	XXX	XXX

SCHEDULE P - PART 3L - AUTO PHYSICAL DAMAGE

1. Prior	XXX	XXX	XXX	XXX	XXX	XXX	XXX	.000				
2. 2011	XXX	XXX	XXX	XXX	XXX	XXX	XXX	XXX				
3. 2012	XXX	XXX	XXX	XXX	XXX	XXX	XXX	XXX	XXX			

SCHEDULE P - PART 3K - FIDELITY/SURETY

1. Prior	XXX	XXX	XXX	XXX	XXX	XXX	XXX	.000			XXX	XXX
2. 2011	XXX	XXX	XXX	XXX	XXX	XXX	XXX	XXX			XXX	XXX
3. 2012	XXX	XXX	XXX	XXX	XXX	XXX	XXX	XXX	XXX		XXX	XXX

SCHEDULE P - PART 3L - OTHER (INCLUDING CREDIT, ACCIDENT AND HEALTH)

1. Prior	XXX	XXX	XXX	XXX	XXX	XXX	XXX	.000			XXX	XXX
2. 2011	XXX	XXX	XXX	XXX	XXX	XXX	XXX	XXX			XXX	XXX
3. 2012	XXX	XXX	XXX	XXX	XXX	XXX	XXX	XXX	XXX		XXX	XXX

SCHEDULE P - PART 3M - INTERNATIONAL

1. Prior	.000										XXX	XXX
2. 2003											XXX	XXX
3. 2004	XXX										XXX	XXX
4. 2005	XXX	XXX									XXX	XXX
5. 2006	XXX	XXX	XXX								XXX	XXX
6. 2007	XXX	XXX	XXX	XXX							XXX	XXX
7. 2008	XXX	XXX	XXX	XXX	XXX						XXX	XXX
8. 2009	XXX	XXX	XXX	XXX	XXX	XXX					XXX	XXX
9. 2010	XXX	XXX	XXX	XXX	XXX	XXX	XXX				XXX	XXX
10. 2011	XXX	XXX	XXX	XXX	XXX	XXX	XXX	XXX			XXX	XXX
11. 2012	XXX	XXX	XXX	XXX	XXX	XXX	XXX	XXX	XXX		XXX	XXX

Schedule P - Part 3N - Reinsurance - Nonproportional Assumed Property

N O N E

Schedule P - Part 3O - Reinsurance - Nonproportional Assumed Liability

N O N E

Schedule P - Part 3P - Reinsurance - Nonproportional Assumed Financial Lines

N O N E

Schedule P - Part 3R - Section 1 - Product Liability - Occurrence

N O N E

Schedule P - Part 3R - Section 2 - Product Liability - Claims-Made

N O N E

Schedule P - Part 3S - Financial Guaranty/Mortgage Guaranty

N O N E

Schedule P - Part 3T - Warranty

N O N E

ANNUAL STATEMENT FOR THE YEAR 2012 OF THE NATIONWIDE INSURANCE COMPANY OF FLORIDA

SCHEDULE P - PART 4A - HOMEOWNERS/FAROWNERS

Years in Which Losses Were Incurred	BULK AND IBNR RESERVES ON NET LOSSES AND DEFENSE AND COST CONTAINMENT EXPENSES REPORTED AT YEAR END (\$000 OMITTED)									
	1	2	3	4	5	6	7	8	9	10
	2003	2004	2005	2006	2007	2008	2009	2010	2011	2012
1. Prior	6,125	3,253	2,122	1,508	339	173	174	25	17	12
2. 2003	20,055	5,726	2,477	1,363	439	429	393	43	30	14
3. 2004	XXX	(73,118)	(37,560)	(12,578)	(3,288)	(1,571)	(1,964)	217	84	35
4. 2005	XXX	XXX	43,800	2,532	(210)	(168)	(2,200)	(2,711)	214	122
5. 2006	XXX	XXX	XXX	19,014	2,599	3,466	2,074	1,201	389	228
6. 2007	XXX	XXX	XXX	XXX	18,097	7,874	5,085	2,906	991	457
7. 2008	XXX	XXX	XXX	XXX	XXX	24,849	8,745	4,795	1,967	874
8. 2009	XXX	XXX	XXX	XXX	XXX	XXX	18,334	7,326	3,379	1,825
9. 2010	XXX	XXX	XXX	XXX	XXX	XXX	XXX	19,664	4,561	2,934
10. 2011	XXX	XXX	XXX	XXX	XXX	XXX	XXX	XXX	7,403	2,620
11. 2012	XXX	XXX	XXX	XXX	XXX	XXX	XXX	XXX	XXX	5,793

SCHEDULE P - PART 4B - PRIVATE PASSENGER AUTO LIABILITY/MEDICAL

1. Prior										
2. 2003										
3. 2004	XXX									
4. 2005	XXX	XXX								
5. 2006	XXX	XXX	XXX							
6. 2007	XXX	XXX	XXX	XXX						
7. 2008	XXX	XXX	XXX	XXX	XXX					
8. 2009	XXX	XXX	XXX	XXX	XXX	XXX				
9. 2010	XXX	XXX	XXX	XXX	XXX	XXX	XXX			
10. 2011	XXX	XXX	XXX	XXX	XXX	XXX	XXX	XXX		
11. 2012	XXX	XXX	XXX	XXX	XXX	XXX	XXX	XXX	XXX	

NONE

SCHEDULE P - PART 4C - COMMERCIAL AUTO/TRUCK LIABILITY/MEDICAL

1. Prior										
2. 2003										
3. 2004	XXX									
4. 2005	XXX	XXX								
5. 2006	XXX	XXX	XXX							
6. 2007	XXX	XXX	XXX	XXX						
7. 2008	XXX	XXX	XXX	XXX	XXX					
8. 2009	XXX	XXX	XXX	XXX	XXX	XXX				
9. 2010	XXX	XXX	XXX	XXX	XXX	XXX	XXX			
10. 2011	XXX	XXX	XXX	XXX	XXX	XXX	XXX	XXX		
11. 2012	XXX	XXX	XXX	XXX	XXX	XXX	XXX	XXX	XXX	

NONE

**SCHEDULE P - PART 4D - WORKERS' COMPENSATION
(EXCLUDING EXCESS WORKERS' COMPENSATION)**

1. Prior										
2. 2003										
3. 2004	XXX									
4. 2005	XXX	XXX								
5. 2006	XXX	XXX	XXX							
6. 2007	XXX	XXX	XXX	XXX						
7. 2008	XXX	XXX	XXX	XXX	XXX					
8. 2009	XXX	XXX	XXX	XXX	XXX	XXX				
9. 2010	XXX	XXX	XXX	XXX	XXX	XXX	XXX			
10. 2011	XXX	XXX	XXX	XXX	XXX	XXX	XXX	XXX		
11. 2012	XXX	XXX	XXX	XXX	XXX	XXX	XXX	XXX	XXX	

NONE

SCHEDULE P - PART 4E - COMMERCIAL MULTIPLE PERIL

1. Prior										
2. 2003										
3. 2004	XXX									
4. 2005	XXX	XXX								
5. 2006	XXX	XXX	XXX							
6. 2007	XXX	XXX	XXX	XXX						
7. 2008	XXX	XXX	XXX	XXX	XXX					
8. 2009	XXX	XXX	XXX	XXX	XXX	XXX				
9. 2010	XXX	XXX	XXX	XXX	XXX	XXX	XXX			
10. 2011	XXX	XXX	XXX	XXX	XXX	XXX	XXX	XXX		
11. 2012	XXX	XXX	XXX	XXX	XXX	XXX	XXX	XXX	XXX	

NONE

ANNUAL STATEMENT FOR THE YEAR 2012 OF THE NATIONWIDE INSURANCE COMPANY OF FLORIDA
SCHEDULE P - PART 4F - SECTION 1 - MEDICAL PROFESSIONAL LIABILITY - OCCURRENCE

Years in Which Losses Were Incurred	BULK AND IBNR RESERVES ON NET LOSSES AND DEFENSE AND COST CONTAINMENT EXPENSES REPORTED AT YEAR END (\$000 OMITTED)									
	1	2	3	4	5	6	7	8	9	10
	2003	2004	2005	2006	2007	2008	2009	2010	2011	2012
1. Prior										
2. 2003										
3. 2004	XXX									
4. 2005	XXX	XXX								
5. 2006	XXX	XXX	XX							
6. 2007	XXX	XXX	XX	XX						
7. 2008	XXX	XXX	XX	XXX	XXX					
8. 2009	XXX	XXX	XXX	XXX	XXX	XXX				
9. 2010	XXX	XXX	XXX	XXX	XXX	XXX	XXX			
10. 2011	XXX	XXX	XXX	XXX	XXX	XXX	XXX	XXX		
11. 2012	XXX	XXX	XXX	XXX	XXX	XXX	XXX	XXX	XXX	

SCHEDULE P - PART 4F - SECTION 2 - MEDICAL PROFESSIONAL LIABILITY - CLAIMS-MADE

1. Prior										
2. 2003										
3. 2004	XXX									
4. 2005	XXX	XXX								
5. 2006	XXX	XXX	XXX							
6. 2007	XXX	XXX	XX	XX						
7. 2008	XXX	XXX	XX	XX	XX					
8. 2009	XXX	XXX	XX	XX	XX	XX				
9. 2010	XXX	XXX	XX	XXX	XXX	XXX	XXX			
10. 2011	XXX	XXX	XXX	XXX	XXX	XXX	XXX	XXX		
11. 2012	XXX	XXX	XXX	XXX	XXX	XXX	XXX	XXX	XXX	

SCHEDULE P - PART 4G - SPECIAL LIABILITY (OCEAN MARINE, AIRCRAFT (ALL PERILS), BOILER AND MACHINERY)

1. Prior										
2. 2003										
3. 2004	XXX									
4. 2005	XXX	XXX								
5. 2006	XXX	XXX	XXX							
6. 2007	XXX	XXX	XX	XX						
7. 2008	XXX	XXX	XX	XX	XX					
8. 2009	XXX	XXX	XX	XX	XX	XX				
9. 2010	XXX	XXX	XX	XXX	XXX	XX	XXX			
10. 2011	XXX	XXX	XXX	XXX	XXX	XXX	XXX	XXX		
11. 2012	XXX	XXX	XXX	XXX	XXX	XXX	XXX	XXX	XXX	

SCHEDULE P - PART 4H - SECTION 1 - OTHER LIABILITY - OCCURRENCE

1. Prior										
2. 2003										
3. 2004	XXX									
4. 2005	XXX	XXX				.9				
5. 2006	XXX	XXX	XXX			.3	.1			
6. 2007	XXX	XXX	XXX	XXX		(2)	2			
7. 2008	XXX	XXX	XXX	XXX	21		7	.1	.1	
8. 2009	XXX	XXX	XXX	XXX	XXX		13	.1	.1	0
9. 2010	XXX	XXX	XXX	XXX	XXX		11	.1	.1	1
10. 2011	XXX	XXX	XXX	XXX	XXX		XXX	.1	.1	0
11. 2012	XXX	XXX	XXX	XXX	XXX		XXX	XXX	XXX	XXX

SCHEDULE P - PART 4H - SECTION 2 - OTHER LIABILITY - CLAIMS-MADE

1. Prior										
2. 2003										
3. 2004	XXX									
4. 2005	XXX	XXX								
5. 2006	XXX	XXX	XXX							
6. 2007	XXX	XXX	XX	XX						
7. 2008	XXX	XXX	XX	XX	XX					
8. 2009	XXX	XXX	XX	XX	XX	XX				
9. 2010	XXX	XXX	XX	XXX	XXX	XX	XXX			
10. 2011	XXX	XXX	XXX	XXX	XXX	XXX	XXX	XXX		
11. 2012	XXX	XXX	XXX	XXX	XXX	XXX	XXX	XXX	XXX	XXX

ANNUAL STATEMENT FOR THE YEAR 2012 OF THE NATIONWIDE INSURANCE COMPANY OF FLORIDA
SCHEDULE P - PART 4I - SPECIAL PROPERTY (FIRE, ALLIED LINES, INLAND MARINE, EARTHQUAKE, BURGLARY, AND THEFT)

Years in Which Losses Were Incurred	BULK AND IBNR RESERVES ON NET LOSSES AND DEFENSE AND COST CONTAINMENT EXPENSES REPORTED AT YEAR END (\$000 OMITTED)									
	1	2	3	4	5	6	7	8	9	10
	2003	2004	2005	2006	2007	2008	2009	2010	2011	2012
1. Prior	XXX	XXX	XXX	XXX	XXX	XXX	XXX	213	27	1
2. 2011	XXX	XXX	XXX	XXX	XXX	XXX	XXX	XXX	21	3
3. 2012	XXX	XXX	XXX	XXX	XXX	XXX	XXX	XXX	XXX	15

SCHEDULE P - PART 4J - AUTO PHYSICAL DAMAGE

1. Prior	XXX	XXX	XXX	XXX	XXX	XXX	XXX			
2. 2011	XXX	XXX	XXX	XXX	XXX	XXX	XXX	XXX		
3. 2012	XXX	XXX	XXX	XXX	XXX	XXX	XXX	XXX	XXX	

SCHEDULE P - PART 4K - FIDELITY/SURETY

1. Prior	XXX	XXX	XXX	XXX	XXX	XXX	XXX			
2. 2011	XXX	XXX	XXX	XXX	XXX	XXX	XXX	XXX		
3. 2012	XXX	XXX	XXX	XXX	XXX	XXX	XXX	XXX	XXX	

SCHEDULE P - PART 4L - OTHER (INCLUDING CREDIT, ACCIDENT AND HEALTH)

1. Prior	XXX	XXX	XXX	XXX	XXX	XXX	XXX			
2. 2011	XXX	XXX	XXX	XXX	XXX	XXX	XXX	XXX		
3. 2012	XXX	XXX	XXX	XXX	XXX	XXX	XXX	XXX	XXX	

SCHEDULE P - PART 4M - INTERNATIONAL

1. Prior										
2. 2003										
3. 2004	XXX									
4. 2005	XXX	XXX								
5. 2006	XXX	XXX	XXX							
6. 2007	XXX	XXX	XXX	XXX						
7. 2008	XXX	XXX	XXX	XXX	XXX					
8. 2009	XXX	XXX	XXX	XXX	XXX	XXX				
9. 2010	XXX	XXX	XXX	XXX	XXX	XXX	XXX			
10. 2011	XXX	XXX	XXX	XXX	XXX	XXX	XXX	XXX		
11. 2012	XXX	XXX	XXX	XXX	XXX	XXX	XXX	XXX	XXX	

Schedule P - Part 4N - Reinsurance - Nonproportional Assumed Property

N O N E

Schedule P - Part 4O - Reinsurance - Nonproportional Assumed Liability

N O N E

Schedule P - Part 4P - Reinsurance - Nonproportional Assumed Financial Lines

N O N E

Schedule P - Part 4R - Section 1 - Products Liability - Occurrence

N O N E

Schedule P - Part 4R - Section 2 - Products Liability - Claims-Made

N O N E

Schedule P - Part 4S - Financial Guaranty/Mortgage Guaranty

N O N E

Schedule P - Part 4T - Warranty

N O N E

ANNUAL STATEMENT FOR THE YEAR 2012 OF THE NATIONWIDE INSURANCE COMPANY OF FLORIDA
SCHEDULE P - PART 5A - HOMEOWNERS/FARMOWNERS
SECTION 1

Years in Which Premiums Were Earned and Losses Were Incurred	CUMULATIVE NUMBER OF CLAIMS CLOSED WITH LOSS PAYMENT DIRECT AND ASSUMED AT YEAR END									
	1	2	3	4	5	6	7	8	9	10
	2003	2004	2005	2006	2007	2008	2009	2010	2011	2012
1. Prior	2,894	319	49	51	35	18	14	5	3	
2. 2003	11,410	13,749	13,857	13,907	13,948	13,958	13,968	13,971	13,974	13,975
3. 2004	XXX	66,395	66,680	71,184	71,869	72,015	72,153	72,435	72,452	72,463
4. 2005	XXX	XXX	45,847	49,222	49,701	49,957	51,732	51,939	52,006	52,023
5. 2006	XXX	XXX	XXX	4,971	6,136	6,316	6,391	6,416	6,431	6,437
6. 2007	XXX	XXX	XXX	XXX	5,285	6,289	6,446	6,505	6,529	6,542
7. 2008	XXX	XXX	XXX	XXX	XXX	5,047	6,021	6,135	6,180	6,196
8. 2009	XXX	XXX	XXX	XXX	XXX	XXX	3,945	4,649	4,739	4,777
9. 2010	XXX	XXX	XXX	XXX	XXX	XXX	XXX	2,932	3,382	3,416
10. 2011	XXX	XXX	XXX	XXX	XXX	XXX	XXX	XXX	1,814	2,078
11. 2012	XXX	XXX	XXX	XXX	XXX	XXX	XXX	XXX	XXX	1,357

SECTION 2

Years in Which Premiums Were Earned and Losses Were Incurred	NUMBER OF CLAIMS OUTSTANDING DIRECT AND ASSUMED AT YEAR END									
	1	2	3	4	5	6	7	8	9	10
	2003	2004	2005	2006	2007	2008	2009	2010	2011	2012
1. Prior	376	224	123	42	1,248	16	18	12	7	5
2. 2003	1,156	292	118	45	1,059	13	9	7	3	2
3. 2004	XXX	12,168	7,119	660	39,129	150	130	45	28	17
4. 2005	XXX	XXX	1,815	345	12,477	183	201	90	34	17
5. 2006	XXX	XXX	XXX	950	13,178	102	49	23	15	7
6. 2007	XXX	XXX	XXX	XXX	6,803	211	97	40	23	8
7. 2008	XXX	XXX	XXX	XXX	XXX	809	164	62	25	12
8. 2009	XXX	XXX	XXX	XXX	XXX	XXX	387	110	44	17
9. 2010	XXX	XXX	XXX	XXX	XXX	XXX	XXX	19	5	
10. 2011	XXX	XXX	XXX	XXX	XXX	XXX	XXX	XXX	3	
11. 2012	XXX	XXX	XXX	XXX	XXX	XXX	XXX	XXX	XXX	2

SECTION 3

Years in Which Premiums Were Earned and Losses Were Incurred	CUMULATIVE NUMBER OF CLAIMS REPORTED DIRECT AND ASSUMED AT YEAR END									
	1	2	3	4	5	6	7	8	9	10
	2003	2004	2005	2006	2007	2008	2009	2010	2011	2012
1. Prior	2,438	279	(28)	5	1,255	(1,204)	24	3	1	
2. 2003	14,460	16,402	16,372	16,376	17,458	16,431	16,442	16,443	16,443	16,443
3. 2004	XXX	85,084	80,391	78,721	117,947	79,155	79,342	79,570	79,578	79,584
4. 2005	XXX	XXX	49,377	52,241	65,023	53,088	55,040	55,206	55,229	55,240
5. 2006	XXX	XXX	XXX	7,071	20,968	8,152	8,217	8,230	8,242	8,244
6. 2007	XXX	XXX	XXX	XXX	13,255	8,009	8,093	8,116	8,131	8,136
7. 2008	XXX	XXX	XXX	XXX	XXX	6,884	7,510	7,586	7,610	7,619
8. 2009	XXX	XXX	XXX	XXX	XXX	XXX	5,160	5,971	6,043	6,070
9. 2010	XXX	XXX	XXX	XXX	XXX	XXX	XXX	3,979	4,684	4,733
10. 2011	XXX	XXX	XXX	XXX	XXX	XXX	XXX	XXX	2,477	2,856
11. 2012	XXX	XXX	XXX	XXX	XXX	XXX	XXX	XXX	XXX	1,730

Schedule P - Part 5B - Private Passenger Auto Liability/Medical - Section 1

N O N E

Schedule P - Part 5B - Private Passenger Auto Liability/Medical - Section 2

N O N E

Schedule P - Part 5B - Private Passenger Auto Liability/Medical - Section 3

N O N E

Schedule P - Part 5C - Commercial Auto/Truck Liability/Medical - Section 1

N O N E

Schedule P - Part 5C - Commercial Auto/Truck Liability/Medical - Section 2

N O N E

Schedule P - Part 5C - Commercial Auto/Truck Liability/Medical - Section 3

N O N E

Schedule P - Part 5D - Workers' Compensation (Excluding Excess Workers' Compensation) - Section

1

N O N E

Schedule P - Part 5D - Workers' Compensation (Excluding Excess Workers' Compensation) - Section

2

N O N E

Schedule P - Part 5D - Workers' Compensation (Excluding Excess Workers' Compensation) - Section

3

N O N E

Schedule P - Part 5E - Commercial Multiple Peril - Section 1

N O N E

Schedule P - Part 5E - Commercial Multiple Peril - Section 2

N O N E

Schedule P - Part 5E - Commercial Multiple Peril - Section 3

N O N E

Schedule P - Part 5F - Medical Professional Liability - Occurrence - Section 1A

N O N E

Schedule P - Part 5F - Medical Professional Liability - Occurrence - Section 2A

N O N E

Schedule P - Part 5F - Medical Professional Liability - Occurrence - Section 3A

N O N E

Schedule P - Part 5F - Medical Professional Liability - Claims-Made - Section 1B

N O N E

Schedule P - Part 5F - Medical Professional Liability - Claims-Made - Section 2B

N O N E

Schedule P - Part 5F - Medical Professional Liability - Claims-Made - Section 3B

N O N E

ANNUAL STATEMENT FOR THE YEAR 2012 OF THE NATIONWIDE INSURANCE COMPANY OF FLORIDA
SCHEDULE P - PART 5H - OTHER LIABILITY - OCCURRENCE

SECTION 1A

Years in Years in Which Premiums Were Earned and Losses Were Incurred	CUMULATIVE NUMBER OF CLAIMS CLOSED WITH LOSS PAYMENT DIRECT AND ASSUMED AT YEAR END									
	1	2	3	4	5	6	7	8	9	10
	2003	2004	2005	2006	2007	2008	2009	2010	2011	2012
1. Prior.....										
2. 2003.....										
3. 2004.....	XXX				1	3	3	3	3	3
4. 2005.....	XXX	XXX			1	3	3	3	3	3
5. 2006.....	XXX	XXX	XXX		1	1	1	1	1	1
6. 2007.....	XXX	XXX	XXX	XXX	8	12	12	13	13	13
7. 2008.....	XXX	XXX	XXX	XXX	XXX	4	5	5	5	5
8. 2009.....	XXX	XXX	XXX	XXX	XXX	XXX	5	7	7	8
9. 2010.....	XXX	XXX	XXX	XXX	XXX	XXX	XXX			
10. 2011.....	XXX	XXX	XXX	XXX	XXX	XXX	XXX	XXX		
11. 2012.....	XXX	XXX	XXX	XXX	XXX	XXX	XXX	XXX	XXX	

SECTION 2A

Years in Years in Which Premiums Were Earned and Losses Were Incurred	NUMBER OF CLAIMS OUTSTANDING DIRECT AND ASSUMED AT YEAR END									
	1	2	3	4	5	6	7	8	9	10
	2003	2004	2005	2006	2007	2008	2009	2010	2011	2012
1. Prior.....										
2. 2003.....					4					
3. 2004.....	XXX				55					
4. 2005.....	XXX	XXX			59					
5. 2006.....	XXX	XXX	XXX		23					
6. 2007.....	XXX	XXX	XXX	XXX	26	2	2			
7. 2008.....	XXX	XXX	XXX	XXX	XXX					
8. 2009.....	XXX	XXX	XXX	XXX	XXX	XXX	2	1	1	
9. 2010.....	XXX	XXX	XXX	XXX	XXX	XXX	XXX			
10. 2011.....	XXX	XXX	XXX	XXX	XXX	XXX	XXX	XXX		
11. 2012.....	XXX	XXX	XXX	XXX	XXX	XXX	XXX	XXX	XXX	

SECTION 3A

Years in Years in Which Premiums Were Earned and Losses Were Incurred	CUMULATIVE NUMBER OF CLAIMS REPORTED DIRECT AND ASSUMED AT YEAR END									
	1	2	3	4	5	6	7	8	9	10
	2003	2004	2005	2006	2007	2008	2009	2010	2011	2012
1. Prior.....										
2. 2003.....					4					
3. 2004.....	XXX				56	3	3	3	3	3
4. 2005.....	XXX	XXX			60	3	3	3	3	3
5. 2006.....	XXX	XXX	XXX		24	1	1	1	1	1
6. 2007.....	XXX	XXX	XXX	XXX	35	15	15	15	15	15
7. 2008.....	XXX	XXX	XXX	XXX	XXX	4	5	5	5	5
8. 2009.....	XXX	XXX	XXX	XXX	XXX	XXX	8	10	10	10
9. 2010.....	XXX	XXX	XXX	XXX	XXX	XXX	XXX			
10. 2011.....	XXX	XXX	XXX	XXX	XXX	XXX	XXX	XXX		
11. 2012.....	XXX	XXX	XXX	XXX	XXX	XXX	XXX	XXX	XXX	

Schedule P - Part 5H - Other Liability - Claims-Made - Section 1B

N O N E

Schedule P - Part 5H - Other Liability - Claims-Made - Section 2B

N O N E

Schedule P - Part 5H - Other Liability - Claims-Made - Section 3B

N O N E

Schedule P - Part 5R - Products Liability - Occurrence - Section 1A

N O N E

Schedule P - Part 5R - Products Liability - Occurrence - Section 2A

N O N E

Schedule P - Part 5R - Products Liability - Occurrence - Section 3A

N O N E

Schedule P - Part 5R - Products Liability - Claims-Made - Section 1B

N O N E

Schedule P - Part 5R - Products Liability - Claims-Made - Section 2B

N O N E

Schedule P - Part 5R - Products Liability - Claims-Made - Section 3B

N O N E

Schedule P - Part 5T - Warranty - Section 1

N O N E

Schedule P - Part 5T - Warranty - Section 2

N O N E

Schedule P - Part 5T - Warranty - Section 3

N O N E

Schedule P - Part 6C - Commercial Auto/Truck Liability/Medical - Section 1

N O N E

Schedule P - Part 6C - Commercial Auto/Truck Liability/Medical - Section 2

N O N E

Schedule P - Part 6D - Workers' Compensation (Excluding Excess Workers' Compensation) - Section

1

N O N E

Schedule P - Part 6D - Workers' Compensation (Excluding Excess Workers' Compensation) - Section

2

N O N E

ANNUAL STATEMENT FOR THE YEAR 2012 OF THE NATIONWIDE INSURANCE COMPANY OF FLORIDA
SCHEDULE P - PART 6E - COMMERCIAL MULTIPLE PERIL
SECTION 1

Years in Which Premiums Were Earned and Losses Were Incurred	CUMULATIVE PREMIUMS EARNED DIRECT AND ASSUMED AT YEAR END (\$000 OMITTED)										11 Current Year Premiums Earned
	1 2003	2 2004	3 2005	4 2006	5 2007	6 2008	7 2009	8 2010	9 2011	10 2012	
1. Prior.....											
2. 2003.....											
3. 2004.....	XXX										
4. 2005.....	XXX	XXX									
5. 2006.....	XXX	XXX	XXX								
6. 2007.....	XXX	XXX	XXX	XXX							
7. 2008.....	XXX	XXX	XXX	XXX	XXX						
8. 2009.....	XXX	XXX	XXX	XXX	XXX	XXX					
9. 2010.....	XXX	XXX	XXX	XXX	XXX	XXX	XXX				
10. 2011.....	XXX	XXX	XXX	XXX	XXX	XXX	XXX	XXX			
11. 2012.....	XXX	XXX	XXX	XXX	XXX	XXX	XXX	XXX	XXX		
12. Totals.....	XXX	XXX	XXX	XXX	XXX	XXX	XXX	XXX	XXX	XXX	
13. Earned Premiums (Sch P-Pt. 1)											XXX

SECTION 2

Years in Which Premiums Were Earned and Losses Were Incurred	CUMULATIVE PREMIUMS EARNED CEDED AT YEAR END (\$000 OMITTED)										11 Current Year Premiums Earned
	1 2003	2 2004	3 2005	4 2006	5 2007	6 2008	7 2009	8 2010	9 2011	10 2012	
1. Prior.....											
2. 2003.....											
3. 2004.....	XXX										
4. 2005.....	XXX	XXX									
5. 2006.....	XXX	XXX	XXX								
6. 2007.....	XXX	XXX	XXX	XXX							
7. 2008.....	XXX	XXX	XXX	XXX	XXX						
8. 2009.....	XXX	XXX	XXX	XXX	XXX	XXX					
9. 2010.....	XXX	XXX	XXX	XXX	XXX	XXX	XXX				
10. 2011.....	XXX	XXX	XXX	XXX	XXX	XXX	XXX	XXX			
11. 2012.....	XXX	XXX	XXX	XXX	XXX	XXX	XXX	XXX	XXX		
12. Totals.....	XXX	XXX	XXX	XXX	XXX	XXX	XXX	XXX	XXX	XXX	
13. Earned Premiums (Sch P-Pt. 1)											XXX

SCHEDULE P - PART 6H - OTHER LIABILITY - OCCURRENCE
SECTION 1A

Years in Which Premiums Were Earned and Losses Were Incurred	CUMULATIVE PREMIUMS EARNED DIRECT AND ASSUMED AT YEAR END (\$000 OMITTED)										11 Current Year Premiums Earned
	1 2003	2 2004	3 2005	4 2006	5 2007	6 2008	7 2009	8 2010	9 2011	10 2012	
1. Prior.....											
2. 2003.....											
3. 2004.....	XXX										
4. 2005.....	XXX	XXX									
5. 2006.....	XXX	XXX	XXX								
6. 2007.....	XXX	XXX	XXX	XXX	835	835	835	835	835	835	
7. 2008.....	XXX	XXX	XXX	XXX	XXX	211	211	211	211	211	
8. 2009.....	XXX	XXX	XXX	XXX	XXX	XXX	373	373	373	373	
9. 2010.....	XXX	XXX	XXX	XXX	XXX	XXX	XXX	17	17	17	
10. 2011.....	XXX	XXX	XXX	XXX	XXX	XXX	XXX	XXX			
11. 2012.....	XXX	XXX	XXX	XXX	XXX	XXX	XXX	XXX	XXX		
12. Totals.....	XXX	XXX	XXX	XXX	XXX	XXX	XXX	XXX	XXX	XXX	
13. Earned Premiums (Sch P-Pt. 1)					835	211	373	17			XXX

SECTION 2A

Years in Which Premiums Were Earned and Losses Were Incurred	CUMULATIVE PREMIUMS EARNED CEDED AT YEAR END (\$000 OMITTED)										11 Current Year Premiums Earned
	1 2003	2 2004	3 2005	4 2006	5 2007	6 2008	7 2009	8 2010	9 2011	10 2012	
1. Prior.....											
2. 2003.....											
3. 2004.....	XXX										
4. 2005.....	XXX	XXX									
5. 2006.....	XXX	XXX	XXX								
6. 2007.....	XXX	XXX	XXX	XXX							
7. 2008.....	XXX	XXX	XXX	XXX	XXX						
8. 2009.....	XXX	XXX	XXX	XXX	XXX	XXX					
9. 2010.....	XXX	XXX	XXX	XXX	XXX	XXX	XXX				
10. 2011.....	XXX	XXX	XXX	XXX	XXX	XXX	XXX	XXX			
11. 2012.....	XXX	XXX	XXX	XXX	XXX	XXX	XXX	XXX	XXX		
12. Totals.....	XXX	XXX	XXX	XXX	XXX	XXX	XXX	XXX	XXX	XXX	
13. Earned Premiums (Sch P-Pt. 1)											XXX

Schedule P - Part 6H - Other Liability - Claims-Made - Section 1B

N O N E

Schedule P - Part 6H - Other Liability - Claims-Made - Section 2B

N O N E

Schedule P - Part 6M - International - Section 1

N O N E

Schedule P - Part 6M - International - Section 2

N O N E

Schedule P - Part 6N- Reinsurance A - Nonproportional Assumed Property - Section 1

N O N E

Schedule P - Part 6N- Reinsurance A - Nonproportional Assumed Property - Section 2

N O N E

Schedule P - Part 6O - Reinsurance B - Nonproportional Liability - Section 1

N O N E

Schedule P - Part 6O - Reinsurance B - Nonproportional Assumed Liability - Section 2

N O N E

Schedule P - Part 6R - Products Liability - Occurrence - Section 1A

N O N E

Schedule P - Part 6R - Products Liability - Occurrence - Section 2A

N O N E

Schedule P - Part 6R - Products Liability - Claims-Made - Section 1B

N O N E

Schedule P - Part 6R - Products Liability - Claims-Made - Section 2B

N O N E

Schedule P - Part 7A - Section 1 - Primary Loss Sensitive Contracts

N O N E

Schedule P - Part 7A - Section 2 - Primary Loss Sensitive Contracts

N O N E

Schedule P - Part 7A - Section 3 - Primary Loss Sensitive Contracts

N O N E

Schedule P - Part 7A - Section 4 - Primary Loss Sensitive Contracts

N O N E

Schedule P - Part 7A - Section 5 - Primary Loss Sensitive Contracts

N O N E

Schedule P - Part 7B - Section 1 - Reinsurance Loss Sensitive Contracts

N O N E

Schedule P - Part 7B - Section 2 - Reinsurance Loss Sensitive Contracts

N O N E

Schedule P - Part 7B - Section 3 - Reinsurance Loss Sensitive Contracts

N O N E

Schedule P - Part 7B - Section 4 - Reinsurance Loss Sensitive Contracts

N O N E

Schedule P - Part 7B - Section 5 - Reinsurance Loss Sensitive Contracts

N O N E

Schedule P - Part 7B - Section 6 - Reinsurance Loss Sensitive Contracts

N O N E

Schedule P - Part 7B - Section 7 - Reinsurance Loss Sensitive Contracts

N O N E

SCHEDULE P INTERROGATORIES

1. The following questions relate to yet-to-be-issued Extended Reporting Endorsements (EREs) arising from Death, Disability, or Retirement (DDR) provisions in Medical Professional Liability Claims Made insurance policies. EREs provided for reasons other than DDR are not to be included.
- 1.1 Does the company issue Medical Professional Liability Claims Made insurance policies that provide tail (also known as an extended reporting endorsement, or "ERE") benefits in the event of Death, Disability, or Retirement (DDR) at a reduced charge or at no additional cost? Yes [] No [X]
 If the answer to question 1.1 is "no", leave the following questions blank. If the answer to question 1.1 is "yes", please answer the following questions:
- 1.2 What is the total amount of the reserve for that provision (DDR Reserve), as reported, explicitly or not, elsewhere in this statement (in dollars)? \$
- 1.3 Does the company report any DDR reserve as Unearned Premium Reserve per SSAP #65? Yes [] No []
- 1.4 Does the company report any DDR reserve as loss or loss adjustment expense reserve? Yes [] No []
- 1.5 If the company reports DDR reserve as Unearned Premium Reserve, does that amount match the figure on the Underwriting and Investment Exhibit, Part 1A – Recapitulation of all Premiums (Page 7) Column 2, Lines 11.1 plus 11.2? Yes [] No [] N/A []
- 1.6 If the company reports DDR reserve as loss or loss adjustment expense reserve, please complete the following table corresponding to where these reserves are reported in Schedule P:

Years in Which Premiums Were Earned and Losses Were Incurred	DDR Reserve Included in Schedule P, Part 1F, Medical Professional Liability Column 24: Total Net Losses and Expenses Unpaid	
	1 Section 1: Occurrence	2 Section 2: Claims-Made
1.601 Prior		
1.602 2003		
1.603 2004		
1.604 2005		
1.605 2006		
1.606 2007		
1.607 2008		
1.608 2009		
1.609 2010		
1.610 2011		
1.611 2012		
1.612 Totals		

2. The definition of allocated loss adjustment expenses (ALAE) and, therefore, unallocated loss adjustment expenses (ULAE) was changed effective January 1, 1998. This change in definition applies to both paid and unpaid expenses. Are these expenses (now reported as "Defense and Cost Containment" and "Adjusting and Other") reported in compliance with these definitions in this statement? Yes [X] No []
3. The Adjusting and Other expense payments and reserves should be allocated to the years in which the losses were incurred based on the number of claims reported, closed and outstanding in those years. When allocating Adjusting and Other expense between companies in a group or a pool, the Adjusting and Other expense should be allocated in the same percentage used for the loss amounts and the claim counts. For reinsurers, Adjusting and Other expense assumed should be reported according to the reinsurance contract. For Adjusting and Other expense incurred by reinsurers, or in those situations where suitable claim count information is not available, Adjusting and Other expense should be allocated by a reasonable method determined by the company and described in Interrogatory 7, below. Are they so reported in this Statement? Yes [X] No []
4. Do any lines in Schedule P include reserves that are reported gross of any discount to present value of future payments, and that are reported net of such discounts on Page 10? Yes [] No [X]

If yes, proper disclosure must be made in the Notes to Financial Statements, as specified in the Instructions. Also, the discounts must be reported in Schedule P - Part 1, Columns 32 and 33. Schedule P must be completed gross of non-tabular discounting. Work papers relating to discount calculations must be available for examination upon request.
 Discounting is allowed only if expressly permitted by the state insurance department to which this Annual Statement is being filed.

5. What were the net premiums in force at the end of the year for:
 (in thousands of dollars) 5.1 Fidelity
 5.2 Surety

6. Claim count information is reported per claim or per claimant (Indicate which) per claim
 If not the same in all years, explain in Interrogatory 7.
- 7.1 The information provided in Schedule P will be used by many persons to estimate the adequacy of the current loss and expense reserves, among other things. Are there any especially significant events, coverage, retention or accounting changes that have occurred that must be considered when making such analyses? Yes [] No [X]
- 7.2 (An extended statement may be attached.)

SCHEDULE T - PART 2
INTERSTATE COMPACT - EXHIBIT OF PREMIUMS WRITTEN

Allocated by States and Territories

States, Etc.	Direct Business Only					Totals
	1 Life (Group and Individual)	2 Annuities (Group and Individual)	3 Disability Income (Group and Individual)	4 Long-Term Care (Group and Individual)	5 Deposit-Type Contracts	
1. Alabama	AL					
2. Alaska	AK					
3. Arizona	AZ					
4. Arkansas	AR					
5. California	CA					
6. Colorado	CO					
7. Connecticut	CT					
8. Delaware	DE					
9. District of Columbia	DC					
10. Florida	FL					
11. Georgia	GA					
12. Hawaii	HI					
13. Idaho	ID					
14. Illinois	IL					
15. Indiana	IN					
16. Iowa	IA					
17. Kansas	KS					
18. Kentucky	KY					
19. Louisiana	LA					
20. Maine	ME					
21. Maryland	MD					
22. Massachusetts	MA					
23. Michigan	MI					
24. Minnesota	MN					
25. Mississippi	MS					
26. Missouri	MO					
27. Montana	MT					
28. Nebraska	NE					
29. Nevada	NV					
30. New Hampshire	NH					
31. New Jersey	NJ					
32. New Mexico	NM					
33. New York	NY					
34. North Carolina	NC					
35. North Dakota	ND					
36. Ohio	OH					
37. Oklahoma	OK					
38. Oregon	OR					
39. Pennsylvania	PA					
40. Rhode Island	RI					
41. South Carolina	SC					
42. South Dakota	SD					
43. Tennessee	TN					
44. Texas	TX					
45. Utah	UT					
46. Vermont	VT					
47. Virginia	VA					
48. Washington	WA					
49. West Virginia	WV					
50. Wisconsin	WI					
51. Wyoming	WY					
52. American Samoa	AS					
53. Guam	GU					
54. Puerto Rico	PR					
55. U.S. Virgin Islands	VI					
56. Northern Mariana Islands	MP					
57. Canada	CAN					
58. Aggregate Other Alien	OT					
59. Total						

NONE

ANNUAL STATEMENT FOR THE YEAR 2012 OF THE NATIONWIDE INSURANCE COMPANY OF FLORIDA

SCHEDULE Y

PART 1A - DETAIL OF INSURANCE HOLDING COMPANY SYSTEM

1	2	3	4	5	6	7	8	9	10	11	12	13	14	15
Group Code	Group Name	NAIC Company Code	Federal ID Number	Federal RSSD	CIK	Name of Securities Exchange if Publicly Traded (U.S. or International)	Names of Parent, Subsidiaries Or Affiliates	Domiciliary Location	Relationship to Reporting Entity	Directly Controlled by (Name of Entity/Person)	Type of Control (Ownership, Board, Management, Attorney-in-Fact, Influence, Other)	If Control is Ownership Provide Percentage	Ultimate Controlling Entity(ies)/Person(s)	*
0140	Nationwide		31-1486309	2059226			10 W. Nationwide, LLC	OH	NIA	Nationwide Realty Investors, Ltd.	Ownership	100.000	Nationwide Mutual Insurance Company	
0140	Nationwide		31-1486309	1992319			101 N. Twentieth St, LLC	OH	NIA	Nationwide Realty Investors, Ltd.	Ownership	100.000	Nationwide Mutual Insurance Company	
0140	Nationwide		31-1733036	3298210			120 Acre Partners, LLC	DE	NIA	Nationwide Realty Investors, Ltd.	Ownership	95.000	Nationwide Mutual Insurance Company	
0140	Nationwide		26-2451988	1774032			1492 Capital, LLC	OH	NIA	Nationwide Mutual Insurance Company	Ownership	100.000	Nationwide Mutual Insurance Company	
0140	Nationwide		20-1347603	1467890			180 E. Broad Partners, LLC	OH	NIA	Nationwide Realty Investors, Ltd.	Ownership	33.330	Nationwide Mutual Insurance Company	1
0140	Nationwide			4186374			3Stone Inflection Fund, LLC	DE	OTH	Other non-Nationwide	n/a		Other non-Nationwide	
0140	Nationwide		31-1580283	2030884			400 West Nationwide Boulevard, LLC	OH	NIA	NWD Investments, LLC	Ownership	100.000	Nationwide Mutual Insurance Company	
0140	Nationwide		31-1580283	2012588			425 West Nationwide Boulevard, LLC	OH	NIA	NWD Investments, LLC	Ownership	100.000	Nationwide Mutual Insurance Company	
0140	Nationwide		31-1486309	2052244			44 Chestnut, LLC	OH	NIA	Nationwide Realty Investors, Ltd.	Ownership	100.000	Nationwide Mutual Insurance Company	
0140	Nationwide		20-4939866	1953275			775 Yard Street Restaurant, LLC	OH	NIA	NRI Equity Land Investments, LLC	Ownership	100.000	Nationwide Mutual Insurance Company	
0140	Nationwide		20-4939866	1881987			775 Yard Street, LLC	OH	NIA	NRI Equity Land Investments, LLC	Ownership	100.000	Nationwide Mutual Insurance Company	
0140	Nationwide		20-4939866	1880839			800 Bobcat Avenue, LLC	OH	NIA	NRI Equity Land Investments, LLC	Ownership	100.000	Nationwide Mutual Insurance Company	
0140	Nationwide		20-4939866	2051266			805 Bobcat Avenue, LLC	OH	NIA	NRI Equity Land Investments, LLC	Ownership	100.000	Nationwide Mutual Insurance Company	
0140	Nationwide		20-4939866	1881988			850 Goodale Blvd., LLC	OH	NIA	NRI Equity Land Investments, LLC	Ownership	100.000	Nationwide Mutual Insurance Company	
0140	Nationwide		20-4939866	2116496			925 Burrell Avenue Acquisitions, LLC	OH	NIA	NRI Equity Land Investments, LLC	Ownership	100.000	Nationwide Mutual Insurance Company	
0140	Nationwide		31-1680808	1107195			AD Investments, LLC	OH	NIA	Nationwide Realty Investors, Ltd.	Ownership	60.000	Nationwide Mutual Insurance Company	
0140	Nationwide		31-1580283	1203104			ADTV, LLC	OH	NIA	NWD Investments, LLC	Ownership	100.000	Nationwide Mutual Insurance Company	
0140	Nationwide		52-2227314				AGMC Reinsurance, Ltd.	TCA	IA	Nationwide Advantage Mortgage Company	Ownership	100.000	Nationwide Mutual Insurance Company	
0140	Nationwide		42-1011300	1573			ALLIED General Agency Company	IA	IA	AMCO Insurance Company	Ownership	100.000	Nationwide Mutual Insurance Company	
0140	Nationwide		42-0958655	1575			ALLIED Group, Inc.	IA	NIA	Nationwide Mutual Insurance Company	Ownership	100.000	Nationwide Mutual Insurance Company	
0140	Nationwide	10127	27-0114983	1519361			ALLIED Insurance Company of America (fka Atlantic Floridian Insurance Company)	OH	IA	Nationwide Mutual Insurance Company	Ownership	100.000	Nationwide Mutual Insurance Company	
0140	Nationwide	45279	42-1201931	89532			ALLIED Property and Casualty Insurance Company	IA	IA	ALLIED Group, Inc.	Ownership	100.000	Nationwide Mutual Insurance Company	
0140	Nationwide		42-1527863				ALLIED Texas Agency, Inc.	TX	IA	AMCO Insurance Company	Ownership	100.000	Nationwide Mutual Insurance Company	
0140	Nationwide	19100	42-6054959	69720			AMCO Insurance Company	IA	IA	ALLIED Group, Inc.	Ownership	100.000	Nationwide Mutual Insurance Company	
0140	Nationwide		59-1031596	248504			American Marine Underwriters, Inc.	FL	IA	Nationwide Mutual Insurance Company	Ownership	100.000	Nationwide Mutual Insurance Company	
0140	Nationwide		31-1486309	2135351			Anderson Meadows, LLC	OH	NIA	Nationwide Realty Investors, Ltd.	Ownership	100.000	Nationwide Mutual Insurance Company	
0140	Nationwide		31-1580283	1419007			Arena District CA I, LLC	OH	NIA	NWD Investments, LLC	Ownership	100.000	Nationwide Mutual Insurance Company	
0140	Nationwide		90-0280710	1424858			Arena District Owners Association	OH	OTH	Other non-Nationwide	n/a		Other non-Nationwide	
0140	Nationwide		31-1580283	1144891			Arena Theatres, LLC	OH	NIA	NWD Investments, LLC	Ownership	100.000	Nationwide Mutual Insurance Company	
0140	Nationwide			4508087			Artesa at Quarry Village, LLC	TX	OTH	Other non-Nationwide	n/a		Other non-Nationwide	
0140	Nationwide			4508087			BCCS Investment Fund LLC	DE	OTH	Nationwide Mutual Insurance Company	Ownership	100.000	Nationwide Mutual Insurance Company	
0140	Nationwide		31-1184438	1007292			Boulevard Inn Limited Liability Company	OH	NIA	Nationwide Realty Investors, Ltd.	Ownership	94.800	Nationwide Mutual Insurance Company	
0140	Nationwide		31-1555487	2782835			Broad Street Retail, LLC	DE	NIA	Nationwide Realty Investors, Ltd.	Ownership	60.000	Nationwide Mutual Insurance Company	
0140	Nationwide			4061319			Brooke School Investment Fund, LLC	DE	OTH	Nationwide Mutual Insurance Company	Ownership	100.000	Nationwide Mutual Insurance Company	
0140	Nationwide			1724975			CHP New Markets Investment Fund, LLC	OH	OTH	Nationwide Mutual Insurance Company	Limited partner /no control	50.000	Other non-Nationwide	
0140	Nationwide		20-1618232	1619986			CNRI-Cannonsport Condominium, LLC	OH	NIA	CNRI-Cannonsport, LLC	Ownership	100.000	Nationwide Mutual Insurance Company	
0140	Nationwide		20-1618232	1486898			CNRI-Cannonsport, LLC	OH	NIA	Nationwide Realty Investors, Ltd.	Ownership	100.000	Nationwide Mutual Insurance Company	
0140	Nationwide			3218126			Co-Investment Fund, L.P.	DE	OTH	Other non-Nationwide	n/a		Other non-Nationwide	
0140	Nationwide						COLHOC Limited Partnership	OH	NIA	Nationwide Realty Investors, Ltd.	Ownership	30.760	Other non-Nationwide	
0140	Nationwide	29262	74-1061659	36000			Colonial County Mutual Insurance Company	TX	OTH	Other non-Nationwide	contract		Other non-Nationwide	
0140	Nationwide		04-3750770	1379969			Continental/North Shore I, L.P.	OH	NIA	Continental/NRI North Shore Investments, LLC	Ownership	100.000	Nationwide Mutual Insurance Company	1
0140	Nationwide		20-0366090	1421903			Continental/North Shore II, L.P.	OH	NIA	Continental/NRI North Shore Investments, LLC	Ownership	100.000	Nationwide Mutual Insurance Company	1
0140	Nationwide		20-0142724	1405651			Continental/NRI North Shore Investments, LLC	OH	NIA	Nationwide Realty Investors, Ltd.	Ownership	50.500	Nationwide Mutual Insurance Company	1
0140	Nationwide						Cotton Mill Partners, LLC	VA	OTH	Nationwide Mutual Insurance Company	Limited partner /no control	2.000	Other non-Nationwide	
0140	Nationwide	18961	68-0066866	1425788			Crestbrook Insurance Company	OH	IA	Nationwide Mutual Insurance Company	Ownership	100.000	Nationwide Mutual Insurance Company	
0140	Nationwide		31-1486309	1080734			Crewville, Ltd.	OH	NIA	Nationwide Realty Investors, Ltd.	Ownership	100.000	Nationwide Mutual Insurance Company	

ANNUAL STATEMENT FOR THE YEAR 2012 OF THE NATIONWIDE INSURANCE COMPANY OF FLORIDA

SCHEDULE Y

PART 1A - DETAIL OF INSURANCE HOLDING COMPANY SYSTEM

1	2	3	4	5	6	7	8	9	10	11	12	13	14	15
Group Code	Group Name	NAIC Company Code	Federal ID Number	Federal RSSD	CIK	Name of Securities Exchange if Publicly Traded (U.S. or International)	Names of Parent, Subsidiaries Or Affiliates	Domiciliary Location	Relationship to Reporting Entity	Directly Controlled by (Name of Entity/Person)	Type of Control (Ownership, Board, Management, Attorney-in-Fact, Influence, Other)	If Control is Ownership Provide Percentage	Ultimate Controlling Entity(ies)/Person(s)	*
0140	Nationwide	42587	42-1207150	89535			Depositors Insurance Company	IA	IA	ALLIED Group, Inc.	Ownership	100.000	Nationwide Mutual Insurance Company	
0140	Nationwide		33-0096671				DVM Insurance Agency, Inc.	CA	NIA	Veterinary Pet Insurance Company	Ownership	100.000	Nationwide Mutual Insurance Company	
0140	Nationwide		20-1945276	3869407			East of Madison, LLC	DE	NIA	120 Acre Partners, Ltd.	Ownership	24.910	Nationwide Mutual Insurance Company	1
0140	Nationwide						ELH Investment LLC	DE	OTH	Nationwide Mutual Insurance Company	Other		Nationwide Mutual Insurance Company	2
0140	Nationwide	13838	42-0618271	69573			Farmland Mutual Insurance Company	IA	OTH	Other non-Nationwide	debt		Other non-Nationwide	
0140	Nationwide	22209	75-6013587	1874832			Freedom Specialty Insurance Company (fka Atlantic Insurance Company)	OH	IA	Scottsdale Insurance Company	Ownership	100.000	Nationwide Mutual Insurance Company	
0140	Nationwide		31-4187660	144612			Gates McDonald of Ohio, LLC	OH	NIA	Nationwide Better Health Holding Company, LLC	Ownership	100.000	Nationwide Mutual Insurance Company	
0140	Nationwide		13-4933584				Gates, McDonald & Company of New York, Inc.	NY	NIA	Gates McDonald of Ohio, LLC	Ownership	100.000	Nationwide Mutual Insurance Company	
0140	Nationwide		76-0810957	1588883			GatesMcDonald DTAO, LLC	OH	NIA	Gates McDonald of Ohio, LLC	Ownership	100.000	Nationwide Mutual Insurance Company	
0140	Nationwide		76-0810958	1588884			GatesMcDonald DTC, LLC	OH	NIA	Gates McDonald of Ohio, LLC	Ownership	100.000	Nationwide Mutual Insurance Company	
0140	Nationwide		31-1478706	950745			GatesMcDonald Health Plus, LLC	OH	NIA	Gates McDonald of Ohio, LLC	Ownership	100.000	Nationwide Mutual Insurance Company	
0140	Nationwide		20-4939866	1809307			Grandview Yard Hotel Holdings, LLC	OH	NIA	NRI Equity Land Investments, LLC	Ownership	100.000	Nationwide Mutual Insurance Company	
0140	Nationwide		20-4939866	1808094			Grandview Yard Hotel, LLC	OH	NIA	Grandview Yard Hotel Holdings, LLC	Ownership	100.000	Nationwide Mutual Insurance Company	
0140	Nationwide		51-0241172	876834			Harleysville Group, Inc.	DE	NIA	Nationwide Mutual Insurance Company	Ownership	100.000	Nationwide Mutual Insurance Company	
0140	Nationwide	23582	41-0417250	3691381			Harleysville Insurance Company	PA	IA	Nationwide Mutual Insurance Company	Ownership	100.000	Nationwide Mutual Insurance Company	
0140	Nationwide	33235	16-1075588				Harleysville Insurance Company of New Jersey	NJ	IA	Harleysville Group, Inc.	Ownership	100.000	Nationwide Mutual Insurance Company	
0140	Nationwide	10674	23-2864924	2719450			Harleysville Insurance Company of New York	PA	IA	Harleysville Group, Inc.	Ownership	100.000	Nationwide Mutual Insurance Company	
0140	Nationwide	14516	38-3198542				Harleysville Lake States Insurance Company	MI	IA	Harleysville Group, Inc.	Ownership	100.000	Nationwide Mutual Insurance Company	
0140	Nationwide	64327	23-1580983	153756			Harleysville Life Insurance Company	PA	IA	Nationwide Mutual Insurance Company	Ownership	100.000	Nationwide Mutual Insurance Company	
0140	Nationwide	40983	23-2612951	1596290			Harleysville Pennland Insurance Company	PA	IA	Nationwide Mutual Insurance Company	Ownership	100.000	Nationwide Mutual Insurance Company	
0140	Nationwide	35896	23-2384978	890691			Harleysville Preferred Insurance Company	PA	IA	Harleysville Group, Inc.	Ownership	100.000	Nationwide Mutual Insurance Company	
0140	Nationwide		51-0259283	90768			Harleysville Services, Inc.	DE	NIA	Nationwide Mutual Insurance Company	Ownership	100.000	Nationwide Mutual Insurance Company	
0140	Nationwide	26182	04-1989660	3696747			Harleysville Worcester Insurance Company	PA	IA	Harleysville Group, Inc.	Ownership	100.000	Nationwide Mutual Insurance Company	
0140	Nationwide		23-2403000	887472			Harleysville, Ltd.	PA	NIA	Harleysville Preferred Insurance Company	Ownership	49.500	Nationwide Mutual Insurance Company	
0140	Nationwide		23-2403000	887472			Harleysville, Ltd.	PA	NIA	Harleysville Worcester Insurance Company	Ownership	49.500	Nationwide Mutual Insurance Company	
0140	Nationwide		23-2403000	887472			Harleysville, Ltd.	PA	NIA	Harleysville Group, Inc.	Ownership	1.000	Nationwide Mutual Insurance Company	
0140	Nationwide		32-0051216				Hideaway Properties Corp.	CA	OTH	Nationwide Realty Investors, Ltd.	Ownership	50.000	Nationwide Mutual Insurance Company	1
0140	Nationwide		31-0871532	474143			Insurance Intermediaries, Inc.	OH	IA	Nationwide Mutual Insurance Company	Ownership	100.000	Nationwide Mutual Insurance Company	
0140	Nationwide		23-2882311	2738642			Insurance Management Resources, L.P.	PA	NIA	Harleysville Insurance Company	Ownership	1.000	Nationwide Mutual Insurance Company	
0140	Nationwide		23-2882311	2738642			Insurance Management Resources, L.P.	PA	NIA	Harleysville Preferred Insurance Company	Ownership	99.000	Nationwide Mutual Insurance Company	
0140	Nationwide		31-1486309	1592475			Jerome Village Company, LLC	OH	NIA	Nationwide Realty Investors, Ltd.	Ownership	100.000	Nationwide Mutual Insurance Company	
0140	Nationwide			2004939			Jerome Village Master Property Owners Association	OH	OTH	Other non-Nationwide	Ownership		Other non-Nationwide	2
0140	Nationwide			2004980			Jerome Village Residential Property Owners Association, Inc.	OH	OTH	Other non-Nationwide	Ownership		Other non-Nationwide	2
0140	Nationwide			4475300			Leaguers Investment Fund LLC	DE	OTH	Nationwide Mutual Insurance Company	Other		Nationwide Mutual Insurance Company	2
0140	Nationwide		56-3789189	1500255			Life REO Holdings, LLC	OH	NIA	Nationwide Life Insurance Company	Ownership	100.000	Nationwide Mutual Insurance Company	
0140	Nationwide		56-3789187	1500255			Life REO Holdings, LLC	OH	NIA	Nationwide Life Insurance Company	Ownership	100.000	Nationwide Mutual Insurance Company	
0140	Nationwide		74-1395229	17243100			Lone Star General Agency, Inc.	TX	IA	Nationwide Mutual Insurance Company	Ownership	100.000	Nationwide Mutual Insurance Company	
0140	Nationwide			4006322			Match School Investment Fund, LLC	DE	OTH	Nationwide Mutual Insurance Company	Ownership	100.000	Nationwide Mutual Insurance Company	
0140	Nationwide	11991	38-0865250				National Casualty Company	WI	IA	Nationwide Mutual Insurance Company	Ownership	100.000	Nationwide Mutual Insurance Company	

ANNUAL STATEMENT FOR THE YEAR 2012 OF THE NATIONWIDE INSURANCE COMPANY OF FLORIDA

SCHEDULE Y

PART 1A - DETAIL OF INSURANCE HOLDING COMPANY SYSTEM

1	2	3	4	5	6	7	8	9	10	11	12	13	14	15
Group Code	Group Name	NAIC Company Code	Federal ID Number	Federal RSSD	CIK	Name of Securities Exchange if Publicly Traded (U.S. or International)	Names of Parent, Subsidiaries Or Affiliates	Domiciliary Location	Relationship to Reporting Entity	Directly Controlled by (Name of Entity/Person)	Type of Control (Ownership, Board, Management, Attorney-in-Fact, Influence, Other)	If Control is Ownership Provide Percentage	Ultimate Controlling Entity(ies)/Person(s)	*
.....0140	837003	National Casualty Company of America, Ltd.	GBR	IA	National Casualty Company	Ownership	100.000	Nationwide Mutual Insurance Company
.....0140	Nationwide	42-1154244	1577	Nationwide Advantage Mortgage Company	IA	NIA	AMCO Insurance Company	Ownership	87.300	Nationwide Mutual Insurance Company
.....0140	Nationwide	42-1154244	1577	Nationwide Advantage Mortgage Company	IA	NIA	ALLIED Property & Casualty Insurance Company	Ownership	8.470	Nationwide Mutual Insurance Company
.....0140	Nationwide	42-1154244	1577	Nationwide Advantage Mortgage Company	IA	NIA	Depositors Insurance Company	Ownership	4.230	Nationwide Mutual Insurance Company
.....0140	Nationwide	26093	48-0470690	1590224	Nationwide Affinity Insurance Company of America	OH	IA	Nationwide Mutual Insurance Company	Ownership	100.000	Nationwide Mutual Insurance Company
.....0140	Nationwide	28223	42-1015537	69693	Nationwide Agribusiness Insurance Company	IA	IA	Nationwide Mutual Insurance Company	Ownership	100.000	Nationwide Mutual Insurance Company
.....0140	Nationwide	20-5976272	1662083	Nationwide Alternative Investments, LLC	OH	NIA	Nationwide Mutual Insurance Company	Ownership	100.000	Nationwide Mutual Insurance Company
.....0140	Nationwide	31-1578869	993794	Nationwide Arena, LLC	OH	NIA	NRI Arena, LLC	Ownership	90.000	Nationwide Mutual Insurance Company
.....0140	Nationwide	31-1578869	993794	Nationwide Arena, LLC	OH	NIA	Nationwide Realty Investors, LLC	Ownership	90.000	Nationwide Mutual Insurance Company
.....0140	Nationwide	20-8670712	1685468	Nationwide Asset Management, LLC	OH	NIA	Nationwide Mutual Insurance Company	Ownership	100.000	Nationwide Mutual Insurance Company
.....0140	Nationwide	20-8670712	1685468	Nationwide Asset Management, LLC	OH	DS	Nationwide Mutual Insurance Company	Ownership	100.000	Nationwide Mutual Insurance Company
.....0140	Nationwide	10723	95-0639970	Nationwide Assurance Company	WI	IA	Nationwide Mutual Insurance Company	Ownership	100.000	Nationwide Mutual Insurance Company
.....0140	Nationwide	31-1592130	2729677	Nationwide Bank	OTH	Nationwide Financial Services, Inc.	Ownership	100.000	Nationwide Mutual Insurance Company
.....0140	Nationwide	52-1776258	1994715	Nationwide Better Health (Ohio), LLC	OH	NIA	Nationwide Better Health Holding Company, LLC	Ownership	100.000	Nationwide Mutual Insurance Company
.....0140	Nationwide	11-3766032	1573772	Nationwide Better Health Holding Company, LLC	OH	NIA	Nationwide Corporation	Ownership	75.000	Nationwide Mutual Insurance Company
.....0140	Nationwide	11-3766032	1573772	Nationwide Better Health Holding Company, LLC	OH	NIA	Nationwide Mutual Fire Insurance Company	Ownership	25.000	Nationwide Mutual Insurance Company
.....0140	Nationwide	31-1036287	594869	Nationwide Cash Management Company	OH	NIA	Nationwide Mutual Insurance Company	Ownership	100.000	Nationwide Mutual Insurance Company
.....0140	Nationwide	31-4416546	199852	Nationwide Corporation	OH	NIA	Nationwide Mutual Insurance Company	Ownership	95.200	Nationwide Mutual Insurance Company
.....0140	Nationwide	31-4416546	199852	Nationwide Corporation	OH	NIA	Nationwide Mutual Fire Insurance Company	Ownership	4.800	Nationwide Mutual Insurance Company
.....0140	Nationwide	04-3679407	3526499	Nationwide Emerging Managers, LLC	DE	NIA	NWD Investment Management, Inc.	Ownership	100.000	Nationwide Mutual Insurance Company
.....0140	Nationwide	05-0630007	1586317	Nationwide Exclusive Agent Risk Purchasing Group, LLC	OH	NIA	Insurance Intermediaries, Inc.	Ownership	100.000	Nationwide Mutual Insurance Company
.....0140	Nationwide	31-1667326	1096699	Nationwide Financial Assignment Company	OH	NIA	Nationwide Life Insurance Company	Ownership	100.000	Nationwide Mutual Insurance Company
.....0140	Nationwide	23-2412039	917471	Nationwide Financial General Agency, Inc.	PA	NIA	NFS Distributors, Inc.	Ownership	100.000	Nationwide Mutual Insurance Company
.....0140	Nationwide	31-1316276	2248294	Nationwide Financial Institution Distributors Agency, Inc.	DE	NIA	NFS Distributors, Inc.	Ownership	100.000	Nationwide Mutual Insurance Company
.....0140	Nationwide	31-6554353	2697294	Nationwide Financial Services Capital Trust	DE	NIA	Nationwide Financial Services, Inc.	Ownership	100.000	Nationwide Mutual Insurance Company
.....0140	Nationwide	31-1486870	2685530	Nationwide Financial Services, Inc.	DE	NIA	Nationwide Corporation	Ownership	100.000	Nationwide Mutual Insurance Company
.....0140	Nationwide	52-6969857	2999617	Nationwide Fund Advisors	DE	NIA	Nationwide Financial Services, Inc.	Ownership	100.000	Nationwide Mutual Insurance Company
.....0140	Nationwide	31-1748721	3314331	Nationwide Fund Distributors LLC	DE	NIA	NFS Distributors, Inc.	Ownership	100.000	Nationwide Mutual Insurance Company
.....0140	Nationwide	31-0900518	4334484	Nationwide Fund Management LLC	DE	NIA	NFS Distributors, Inc.	Ownership	100.000	Nationwide Mutual Insurance Company
.....0140	Nationwide	23760	31-4425763	265684	Nationwide General Insurance Company	OH	IA	Nationwide Mutual Insurance Company	Ownership	100.000	Nationwide Mutual Insurance Company
.....0140	Nationwide	31-1570938	985417	Nationwide Global Holdings, Inc.	OH	NIA	Nationwide Corporation	Ownership	100.000	Nationwide Mutual Insurance Company
.....0140	Nationwide	04-3732385	3608565	Nationwide Global Ventures, Inc.	DE	NIA	Nationwide Asset Management Holdings, Inc.	Ownership	100.000	Nationwide Mutual Insurance Company
.....0140	Nationwide	31-1399201	864164	Nationwide Indemnity Company	OH	IA	Nationwide Mutual Insurance Company	Ownership	100.000	Nationwide Mutual Insurance Company
.....0140	Nationwide	25453	95-2130882	Nationwide Insurance Company of America	WI	IA	ALLIED Group, Inc.	Ownership	100.000	Nationwide Mutual Insurance Company
.....0140	Nationwide	10948	31-1613686	1024751	Nationwide Insurance Company of Florida	OH	NIA	Nationwide Mutual Insurance Company	Ownership	100.000	Nationwide Mutual Insurance Company
.....0140	Nationwide	31-6022301	281027	Nationwide Insurance Foundation	OH	OTH	Other non-Nationwide	n/a	Other non-Nationwide
.....0140	Nationwide	41-2206199	162578	Nationwide Investment Advisors, LLC	OH	NIA	Nationwide Life Insurance Company	Ownership	100.000	Nationwide Mutual Insurance Company
.....0140	Nationwide	73-0988442	Nationwide Investment Services Corporation	OK	NIA	Nationwide Life Insurance Company	Ownership	100.000	Nationwide Mutual Insurance Company

ANNUAL STATEMENT FOR THE YEAR 2012 OF THE NATIONWIDE INSURANCE COMPANY OF FLORIDA

SCHEDULE Y

PART 1A - DETAIL OF INSURANCE HOLDING COMPANY SYSTEM

1	2	3	4	5	6	7	8	9	10	11	12	13	14	15
Group Code	Group Name	NAIC Company Code	Federal ID Number	Federal RSSD	CIK	Name of Securities Exchange if Publicly Traded (U.S. or International)	Names of Parent, Subsidiaries Or Affiliates	Domiciliary Location	Relationship to Reporting Entity	Directly Controlled by (Name of Entity/Person)	Type of Control (Ownership, Board, Management, Attorney-in-Fact, Influence, Other)	If Control is Ownership Provide Percentage	Ultimate Controlling Entity(ies)/Person(s)	*
...0140	Nationwide	92657	31-1000740	569000			Nationwide Life and Annuity Insurance Company	..OH	..IA	Nationwide Life Insurance Company	Ownership	..100.000	Nationwide Mutual Insurance Company	
...0140	Nationwide	66869	31-4156830	135635			Nationwide Life Insurance Company	..OH	..IA	Nationwide Financial Services, Inc.	Ownership	..100.000	Nationwide Mutual Insurance Company	
...0140	Nationwide		13-4212969	1341354			Nationwide Life Tax Credit Partners 2002-A, LLC	..OH	..NIA	Nationwide Life Insurance Company	Other		Nationwide Mutual Insurance Company	
...0140	Nationwide		01-0749754	1348020			Nationwide Life Tax Credit Partners 2002-B, LLC	..OH	..NIA	Nationwide Life Insurance Company	Other		Nationwide Mutual Insurance Company	
...0140	Nationwide		03-0498148	1358198			Nationwide Life Tax Credit Partners 2002-C, LLC	..OH	..NIA	Nationwide Life Insurance Company	Other		Nationwide Mutual Insurance Company	
...0140	Nationwide		54-2113175	1392627			Nationwide Life Tax Credit Partners 2003-A, LLC	..OH	..NIA	Nationwide Life Insurance Company	Other		Nationwide Mutual Insurance Company	
...0140	Nationwide		58-2672725	1392628			Nationwide Life Tax Credit Partners 2003-B, LLC	..OH	..NIA	Nationwide Life Insurance Company	Other		Nationwide Mutual Insurance Company	
...0140	Nationwide		20-0357951	1420220			Nationwide Life Tax Credit Partners 2003-C, LLC	..OH	..NIA	Nationwide Life Insurance Company	Other		Nationwide Mutual Insurance Company	
...0140	Nationwide		20-0382144	1421592			Nationwide Life Tax Credit Partners 2004-A, LLC	..OH	..NIA	Nationwide Life Insurance Company	Other		Nationwide Mutual Insurance Company	
...0140	Nationwide		20-0745944	1440822			Nationwide Life Tax Credit Partners 2004-B, LLC	..OH	..NIA	Nationwide Life Insurance Company	Other		Nationwide Mutual Insurance Company	
...0140	Nationwide		20-0745965	1440823			Nationwide Life Tax Credit Partners 2004-C, LLC	..OH	..NIA	Nationwide Life Insurance Company	Other		Nationwide Mutual Insurance Company	
...0140	Nationwide		20-1128408	1457085			Nationwide Life Tax Credit Partners 2004-D, LLC	..OH	..NIA	Nationwide Life Insurance Company	Other		Nationwide Mutual Insurance Company	
...0140	Nationwide		20-1128472	1457086			Nationwide Life Tax Credit Partners 2004-E, LLC	..OH	..NIA	Nationwide Life Insurance Company	Other		Nationwide Mutual Insurance Company	
...0140	Nationwide		20-1918935	1502552			Nationwide Life Tax Credit Partners 2004-F, LLC	..OH	..NIA	Nationwide Life Insurance Company	Other		Nationwide Mutual Insurance Company	
...0140	Nationwide		20-2303694	1516155			Nationwide Life Tax Credit Partners 2005-A, LLC	..OH	..NIA	Nationwide Life Insurance Company	Other		Nationwide Mutual Insurance Company	
...0140	Nationwide		20-2303602	1516156			Nationwide Life Tax Credit Partners 2005-B, LLC	..OH	..NIA	Nationwide Life Insurance Company	Other		Nationwide Mutual Insurance Company	
...0140	Nationwide		20-2450960	1523496			Nationwide Life Tax Credit Partners 2005-C, LLC	..OH	..NIA	Nationwide Life Insurance Company	Other		Nationwide Mutual Insurance Company	
...0140	Nationwide		20-2451052	1523497			Nationwide Life Tax Credit Partners 2005-D, LLC	..OH	..NIA	Nationwide Life Insurance Company	Other		Nationwide Mutual Insurance Company	
...0140	Nationwide		20-2774223	1531819			Nationwide Life Tax Credit Partners 2005-E, LLC	..OH	..NIA	Nationwide Life Insurance Company	Other		Nationwide Mutual Insurance Company	
...0140	Nationwide		21-1288836	1735030			Nationwide Life Tax Credit Partners 2007-A, LLC	..OH	..NIA	Nationwide Life Insurance Company	Other		Nationwide Mutual Insurance Company	
...0140	Nationwide		26-3427373	1807374			Nationwide Life Tax Credit Partners 2009-A, LLC	..OH	..NIA	Nationwide Life Insurance Company	Other		Nationwide Mutual Insurance Company	
...0140	Nationwide		26-3427435	1807375			Nationwide Life Tax Credit Partners 2009-B, LLC	..OH	..NIA	Nationwide Life Insurance Company	Other		Nationwide Mutual Insurance Company	
...0140	Nationwide		26-3427479	1807376			Nationwide Life Tax Credit Partners 2009-C, LLC	..OH	..NIA	Nationwide Life Insurance Company	Other		Nationwide Mutual Insurance Company	
...0140	Nationwide		26-3427525	1807377			Nationwide Life Tax Credit Partners 2009-D, LLC	..OH	..NIA	Nationwide Life Insurance Company	Other		Nationwide Mutual Insurance Company	
...0140	Nationwide		26-4737055	1852582			Nationwide Life Tax Credit Partners 2009-E, LLC	..OH	..NIA	Nationwide Life Insurance Company	Other		Nationwide Mutual Insurance Company	
...0140	Nationwide		26-4737157	1852583			Nationwide Life Tax Credit Partners 2009-F, LLC	..OH	..NIA	Nationwide Life Insurance Company	Other		Nationwide Mutual Insurance Company	

ANNUAL STATEMENT FOR THE YEAR 2012 OF THE NATIONWIDE INSURANCE COMPANY OF FLORIDA

SCHEDULE Y

PART 1A - DETAIL OF INSURANCE HOLDING COMPANY SYSTEM

1	2	3	4	5	6	7	8	9	10	11	12	13	14	15
Group Code	Group Name	NAIC Company Code	Federal ID Number	Federal RSSD	CIK	Name of Securities Exchange if Publicly Traded (U.S. or International)	Names of Parent, Subsidiaries Or Affiliates	Domiciliary Location	Relationship to Reporting Entity	Directly Controlled by (Name of Entity/Person)	Type of Control (Ownership, Board, Management, Attorney-in-Fact, Influence, Other)	If Control is Ownership Provide Percentage	Ultimate Controlling Entity(ies)/Person(s)	*
...0140	Nationwide		27-1362364	1896597			Nationwide Life Tax Credit Partners 2009-I, LLC	..OH	..NIA	Nationwide Life Insurance Company	Other		Nationwide Mutual Insurance Company	
...0140	Nationwide			1302988			Nationwide Life Tax Credit Partners No. 1, LLC	..OH	..NIA	Nationwide Life Insurance Company	Other		Nationwide Mutual Insurance Company	
...0140	Nationwide	..42110	75-1780981	93707			Nationwide Lloyds	..TX	..IA	n/a	contract		Nationwide Mutual Insurance Company	
...0140	Nationwide			3943056			Nationwide Mutual Capital I, LLC	..DE	..NIA	Nationwide Mutual Capital, LLC	Ownership	..100.000	Nationwide Mutual Insurance Company	
...0140	Nationwide		75-3191025	1319580			Nationwide Mutual Capital, LLC	..OH	..NIA	Nationwide Mutual Insurance Company	Ownership	..100.000	Nationwide Mutual Insurance Company	
...0140	Nationwide	..23779	82-0549218	157635			Nationwide Mutual Fire Insurance Company	..OH	..OTH	Other non-Nationwide	n/a		Other non-Nationwide	
...0140	Nationwide	..23787	31-4177100	119343			Nationwide Mutual Insurance Company	..OH	..UDP	Other non-Nationwide	n/a		Other non-Nationwide	
...0140	Nationwide		34-2012765	1484247			Nationwide Private Equity Fund, LLC	..OH	..NIA	Nationwide Mutual Insurance Company	Ownership	..100.000	Nationwide Mutual Insurance Company	
...0140	Nationwide		34-2012765	1484247			Nationwide Private Equity Fund, LLC	..OH	..NIA	Nationwide Mutual Insurance Company	Ownership	..100.000	Nationwide Mutual Insurance Company	
...0140	Nationwide	..37877	31-0970750	544821			Nationwide Property and Casualty Insurance Company	..OH	..IA	Nationwide Mutual Insurance Company	Ownership	..100.000	Nationwide Mutual Insurance Company	
...0140	Nationwide		01-0852763	1580214			Nationwide Property Protection Services, LLC	..OH	..NIA	Nationwide Services Company, LLC	Ownership	..100.000	Nationwide Mutual Insurance Company	
...0140	Nationwide		31-1486309	961715			Nationwide Realty Investors, Ltd.	..OH	..NIA	Nationwide Mutual Insurance Company	Ownership	..96.750	Nationwide Mutual Insurance Company	
...0140	Nationwide		31-1486309	961715			Nationwide Realty Investors, Ltd.	..OH	..NIA	Nationwide Indemnity Company	Ownership	..3.250	Nationwide Mutual Insurance Company	
...0140	Nationwide		31-1486309	1172972			Nationwide Realty Management, LLC	..OH	..NIA	Nationwide Realty Investors, Ltd.	Ownership	..100.000	Nationwide Mutual Insurance Company	
...0140	Nationwide		04-3833929	1172972			Nationwide Realty Management, LLC	..OH	..NIA	Nationwide Realty Investors, Ltd.	Ownership	..100.000	Nationwide Mutual Insurance Company	
...0140	Nationwide						Nationwide Realty Services, Ltd.	..OH	..NIA	Nationwide Mutual Insurance Company	Ownership	..100.000	Nationwide Mutual Insurance Company	
...0140	Nationwide		06-0987812	60987812			Nationwide Retirement Solutions Insurance Agency, Inc.	..MA	..IA	Nationwide Retirement Solutions, Inc.	Ownership	..100.000	Nationwide Mutual Insurance Company	
...0140	Nationwide		73-0948330	789729			Nationwide Retirement Solutions, Inc.	..DE	..NIA	NFS Distributors, Inc.	Ownership	..100.000	Nationwide Mutual Insurance Company	
...0140	Nationwide		86-0924069				Nationwide Retirement Solutions, Inc. of Arizona	..AZ	..NIA	Nationwide Retirement Solutions, Inc.	Ownership	..100.000	Nationwide Mutual Insurance Company	
...0140	Nationwide		31-1331479	800935			Nationwide Retirement Solutions, Inc. of Ohio	..OH	..NIA	Nationwide Retirement Solutions, Inc.	contract		Nationwide Mutual Insurance Company	
...0140	Nationwide		74-2200854	58122300			Nationwide Retirement Solutions, Inc. of Texas	..TX	..NIA	Nationwide Retirement Solutions, Inc.	contract		Nationwide Mutual Insurance Company	
...0140	Nationwide		42-1373380	152408			Nationwide Sales Solutions, Inc.	..IA	..NIA	ALLIED Group, Inc.	Ownership	..100.000	Nationwide Mutual Insurance Company	
...0140	Nationwide		36-2434406	4436858			Nationwide Securities, LLC	..OH	..NIA	NFS Distributors, Inc.	Ownership	..100.000	Nationwide Mutual Insurance Company	
...0140	Nationwide		31-4177100				Nationwide Services Company, LLC	..OH	..NIA	Nationwide Mutual Insurance Company	Ownership	..100.000	Nationwide Mutual Insurance Company	
...0140	Nationwide		27-0743545	1876581			Nationwide Tax Credit Partners 2009-G, LLC	..OH	..NIA	Nationwide Mutual Insurance Company	Other		Nationwide Mutual Insurance Company	
...0140	Nationwide		27-0768791	1876582			Nationwide Tax Credit Partners 2009-H, LLC	..OH	..NIA	Nationwide Mutual Insurance Company	Other		Nationwide Mutual Insurance Company	
...0140	Nationwide		11-3651828	3546936			ND La Quinta Partners, LLC	..DE	..NIA	Nationwide Realty Investors, Ltd.	Ownership	..94.500	Nationwide Mutual Insurance Company	
...0140	Nationwide			3726748			Newhouse Capital Partners II, LLC	..DE	..NIA	Nationwide Global Ventures, Inc.	Ownership	..80.000	Nationwide Mutual Insurance Company	
...0140	Nationwide			3726748			Newhouse Capital Partners II, LLC	..DE	..NIA	Nationwide Global Ventures, Inc.	Ownership	..99.000	Nationwide Mutual Insurance Company	
...0140	Nationwide			3183115			Newhouse Capital Partners, LLC	..DE	..NIA	NWD Investment Management, Inc.	Ownership	..19.000	Nationwide Mutual Insurance Company	
...0140	Nationwide			3183115			Newhouse Capital Partners, LLC	..DE	..NIA	Nationwide Mutual Insurance Company	Ownership	..70.000	Nationwide Mutual Insurance Company	
...0140	Nationwide			3183115			Newhouse Capital Partners, LLC	..DE	..NIA	Nationwide Mutual Fire Insurance Company	Ownership	..10.000	Nationwide Mutual Insurance Company	
...0140	Nationwide		31-1630871	2985416			NFS Distributors, Inc.	..DE	..NIA	Nationwide Financial Services, Inc.	Ownership	..100.000	Nationwide Mutual Insurance Company	
...0140	Nationwide		14-1892640				NHT XII Tax Credit Fund, LLC	..DC	..NIA	Nationwide Life Insurance Company	Ownership	..49.990	Nationwide Mutual Insurance Company	..1
...0140	Nationwide		14-1892640				NHT XII Tax Credit Fund, LLC	..DC	..NIA	Nationwide Assurance Company	Ownership	..25.000	Nationwide Mutual Insurance Company	..1
...0140	Nationwide		14-1892640				NHT XII Tax Credit Fund, LLC	..DC	..NIA	Nationwide Mutual Insurance Company	Ownership	..25.000	Nationwide Mutual Insurance Company	..1
...0140	Nationwide		26-0351004	1706020			North Bank Condominium Home Owners Association	..OH	..OTH	Other non-Nationwide	n/a		Other non-Nationwide	
...0140	Nationwide		20-4939866	2055239			North of Third, LLC	..OH	..NIA	NRI Equity Land Investments, LLC	Ownership	..100.000	Nationwide Mutual Insurance Company	
...0140	Nationwide		26-4083207	1830221			Northstar Commercial Development, LLC	..OH	..NIA	Nationwide Realty Investors, Ltd.	Ownership	..50.000	Nationwide Mutual Insurance Company	..1

ANNUAL STATEMENT FOR THE YEAR 2012 OF THE NATIONWIDE INSURANCE COMPANY OF FLORIDA

SCHEDULE Y

PART 1A - DETAIL OF INSURANCE HOLDING COMPANY SYSTEM

1	2	3	4	5	6	7	8	9	10	11	12	13	14	15
Group Code	Group Name	NAIC Company Code	Federal ID Number	Federal RSSD	CIK	Name of Securities Exchange if Publicly Traded (U.S. or International)	Names of Parent, Subsidiaries Or Affiliates	Domiciliary Location	Relationship to Reporting Entity	Directly Controlled by (Name of Entity/Person)	Type of Control (Ownership, Board, Management, Attorney-in-Fact, Influence, Other)	If Control is Ownership Provide Percentage	Ultimate Controlling Entity(ies)/Person(s)	*
0140	Nationwide		26-4083354	1830220			Northstar Residential Development, LLC	OH	NIA	Nationwide Realty Investors, Ltd.	Ownership	50.000	Nationwide Mutual Insurance Company	1
0140	Nationwide		31-1486309	1858630			NRI 12325 Copper Way, LLC	OH	NIA	Nationwide Realty Investors, Ltd.	Ownership	100.000	Nationwide Mutual Insurance Company	
0140	Nationwide		31-1486309	1597892			NRI 220 Schrock, LLC	OH	NIA	Nationwide Realty Investors, Ltd.	Ownership	100.000	Nationwide Mutual Insurance Company	
0140	Nationwide		31-1486309	2055238			NRI Arena, LLC	OH	NIA	Nationwide Realty Investors, Ltd.	Ownership	100.000	Nationwide Mutual Insurance Company	
0140	Nationwide		31-1486309	1592013			NRI Brookside, LLC	OH	NIA	Nationwide Realty Investors, Ltd.	Ownership	100.000	Nationwide Mutual Insurance Company	
0140	Nationwide		31-1486309	1867758			NRI Builders, LLC	OH	NIA	Nationwide Realty Investors, Ltd.	Ownership	100.000	Nationwide Mutual Insurance Company	
0140	Nationwide		31-1486309	1238758			NRI Communities/Charlotte, LLC	OH	NIA	Nationwide Realty Investors, Ltd.	Ownership	100.000	Nationwide Mutual Insurance Company	
0140	Nationwide		31-1486309	1352285			NRI Communities/Harris Blvd., LLC	OH	NIA	Nationwide Realty Investors, Ltd.	Ownership	100.000	Nationwide Mutual Insurance Company	
0140	Nationwide		31-1486309	1593046			NRI Cramer Creek, LLC	OH	NIA	Nationwide Realty Investors, Ltd.	Ownership	100.000	Nationwide Mutual Insurance Company	
0140	Nationwide		20-4939866	1625434			NRI Equity Land Investments, LLC	OH	NIA	Nationwide Realty Investors, Ltd.	Ownership	80.000	Nationwide Mutual Insurance Company	
0140	Nationwide			1694382			NRI Equity Tampa, LLC	OH	OTH	Nationwide Realty Investors, Ltd.	Ownership	50.000	Nationwide Mutual Insurance Company	
0140	Nationwide		31-1486309	2089836			NRI Maxtown, LLC	OH	OTH	Nationwide Realty Investors, Ltd.	Ownership	100.000	Nationwide Mutual Insurance Company	
0140	Nationwide		30-4939866	1019147			NRI Office Ventures, Ltd	OH	NIA	Nationwide Realty Investors, Ltd.	Ownership	100.000	Nationwide Mutual Insurance Company	
0140	Nationwide		31-1486309	2159819			NRI- Rivulon, LLC	OH	NIA	Nationwide Realty Investors, Ltd.	Ownership	100.000	Nationwide Mutual Insurance Company	
0140	Nationwide		31-1486309	1073212			NRI Telecom, LLC	OH	NIA	NWD Investments, LLC	Ownership	100.000	Nationwide Mutual Insurance Company	
0140	Nationwide									Nationwide Property and Casualty Company				
0140	Nationwide		45-3123274	2044085			NTCIF-2011 Georgia State Investor, LLC	OH	NIA		Ownership	100.000	Nationwide Mutual Insurance Company	
0140	Nationwide		90-0729552	2023000			NTCIF-2011, LLC	OH	NIA	Nationwide Life Insurance Company	Ownership	100.000	Nationwide Mutual Insurance Company	
0140	Nationwide		27-4700627	1984016			NTCP 2011-A, LLC	OH	NIA	Nationwide Life Insurance Company	Ownership	100.000	Nationwide Mutual Insurance Company	
0140	Nationwide		46-0747898	1984016			NTCP 2011-B, LLC	OH	NIA	Nationwide Life Insurance Company	Ownership	100.000	Nationwide Mutual Insurance Company	
0140	Nationwide		46-0741029	1984016			NTCP 2012-A, LLC	OH	NIA	Nationwide Life Insurance Company	Ownership	100.000	Nationwide Mutual Insurance Company	
0140	Nationwide		45-2724980	2033323			NW - Cameron, LLC	OH	NIA	NW-REI, LLC	Ownership	100.000	Nationwide Mutual Insurance Company	
0140	Nationwide		36-4702264	2021396			NW-Arvida, LLC	OH	NIA	NW-REI, LLC	Ownership	100.000	Nationwide Mutual Insurance Company	
0140	Nationwide		45-5159092	2099231			NW-Bayshore, LLC	OH	NIA	NW-REI, LLC	Ownership	100.000	Nationwide Mutual Insurance Company	
0140	Nationwide		46-0999932	2135293			NW-Bencap, LLC	OH	NIA	NW-REI, LLC	Ownership	100.000	Nationwide Mutual Insurance Company	
0140	Nationwide		26-0901660	4421180			NW-CNC Coppell, LLC	DE	NIA	Nationwide Mutual Insurance Company	Ownership	100.000	Nationwide Mutual Insurance Company	
0140	Nationwide		27-2764819	4831231			NW-Commerce Center, LLC	DE	NIA	NW REI, LLC	Ownership	100.000	Nationwide Mutual Insurance Company	
0140	Nationwide			2057662			NW-Corvallis, LLC	OH	NIA	NW-REI, LLC	Ownership	100.000	Nationwide Mutual Insurance Company	
0140	Nationwide		31-1580283	1891773			NWD 205 Vine, LLC	OH	NIA	NWD Investments, LLC	Ownership	100.000	Nationwide Mutual Insurance Company	
0140	Nationwide		31-1580283	1405488			NWD 225 Nationwide, LLC	OH	NIA	NWD Investments, LLC	Ownership	100.000	Nationwide Mutual Insurance Company	
0140	Nationwide		31-1580283	1681262			NWD 230 West, LLC	OH	NIA	NWD Investments, LLC	Ownership	100.000	Nationwide Mutual Insurance Company	
0140	Nationwide		31-1580283	1694896			NWD 265 Neil, LLC	OH	NIA	NWD Investments, LLC	Ownership	100.000	Nationwide Mutual Insurance Company	
0140	Nationwide		31-1580283	1563474			NWD 275 Marconi, LLC	OH	NIA	NWD Investments, LLC	Ownership	100.000	Nationwide Mutual Insurance Company	
0140	Nationwide		31-1580283	1459199			NWD 295 McConnell, LLC	OH	NIA	NWD Investments, LLC	Ownership	100.000	Nationwide Mutual Insurance Company	
0140	Nationwide		31-1580283	1407725			NWD 300 Neil, LLC	OH	NIA	NWD Investments, LLC	Ownership	100.000	Nationwide Mutual Insurance Company	
0140	Nationwide		31-1580283	1557704			NWD 300 Spring, LLC	OH	NIA	NWD Investments, LLC	Ownership	100.000	Nationwide Mutual Insurance Company	
0140	Nationwide		31-1580283	2061126			NWD 355 McConnell, LLC	OH	NIA	NWD Investments, LLC	Ownership	100.000	Nationwide Mutual Insurance Company	
0140	Nationwide		31-1580283	2044467			NWD 425 Nationwide, LLC	OH	NIA	NWD Investments, LLC	Ownership	100.000	Nationwide Mutual Insurance Company	
0140	Nationwide		31-1580283	2041938			NWD 500 Nationwide, LLC	OH	NIA	NWD Investments, LLC	Ownership	100.000	Nationwide Mutual Insurance Company	
0140	Nationwide		31-1580283	1340700			NWD Arena Crossing, LLC	OH	NIA	NWD Investments, LLC	Ownership	100.000	Nationwide Mutual Insurance Company	
0140	Nationwide		31-1580283	1146303			NWD Arena District I, LLC	OH	NIA	NWD Investments, LLC	Ownership	100.000	Nationwide Mutual Insurance Company	
0140	Nationwide		31-1580283	1172974			NWD Arena District II, LLC	OH	NIA	NWD Investments, LLC	Ownership	100.000	Nationwide Mutual Insurance Company	
0140	Nationwide		31-1580283	1278786			NWD Arena District IM, LLC	OH	NIA	NWD Investments, LLC	Ownership	100.000	Nationwide Mutual Insurance Company	
0140	Nationwide		31-1580283	1278788			NWD Arena District PW, LLC	OH	NIA	NWD Investments, LLC	Ownership	100.000	Nationwide Mutual Insurance Company	
0140	Nationwide		31-1580283	1195624			NWD Arena District V, LLC	OH	NIA	NWD Investments, LLC	Ownership	100.000	Nationwide Mutual Insurance Company	
0140	Nationwide		04-3679396	3531320			NWD Asset Management Holdings, Inc.	DE	NIA	NWD Investment Management, Inc.	Ownership	100.000	Nationwide Mutual Insurance Company	
0140	Nationwide		31-1580283	1448370			NWD Athletic Club, LLC	OH	NIA	NWD Investments, LLC	Ownership	100.000	Nationwide Mutual Insurance Company	
0140	Nationwide		31-1636299	3003214			NWD Investment Management, Inc.	DE	NIA	Nationwide Corporation	Ownership	100.000	Nationwide Mutual Insurance Company	
0140	Nationwide		31-1580283	994899			NWD Investments, LLC	OH	NIA	Nationwide Realty Investors, Ltd.	Ownership	80.000	Nationwide Mutual Insurance Company	
0140	Nationwide		90-0732898	2021397			NW-Dulles, LLC	OH	NIA	NW-REI, LLC	Ownership	100.000	Nationwide Mutual Insurance Company	
0140	Nationwide			2117501			NW-Eastpark, LLC	OH	NIA	NW-REI, LLC	Ownership	100.000	Nationwide Mutual Insurance Company	

ANNUAL STATEMENT FOR THE YEAR 2012 OF THE NATIONWIDE INSURANCE COMPANY OF FLORIDA

SCHEDULE Y

PART 1A - DETAIL OF INSURANCE HOLDING COMPANY SYSTEM

1	2	3	4	5	6	7	8	9	10	11	12	13	14	15
Group Code	Group Name	NAIC Company Code	Federal ID Number	Federal RSSD	CIK	Name of Securities Exchange if Publicly Traded (U.S. or International)	Names of Parent, Subsidiaries Or Affiliates	Domiciliary Location	Relationship to Reporting Entity	Directly Controlled by (Name of Entity/Person)	Type of Control (Ownership, Board, Management, Attorney-in-Fact, Influence, Other)	If Control is Ownership Provide Percentage	Ultimate Controlling Entity(ies)/Person(s)	*
0140	Nationwide		45-2647960	2029200			NW-Grapevine, LLC	OH	NIA	NW-REI, LLC	Ownership	100.000	Nationwide Mutual Insurance Company	
0140	Nationwide		45-5408178	2110605			NW-Kentwood Towne Center, LLC	OH	NIA	NW-REI, LLC	Ownership	100.000	Nationwide Mutual Insurance Company	
0140	Nationwide		27-4749640	1990535			NW-Kohls Market, LLC	OH	NIA	NW-REI, LLC	Ownership	100.000	Nationwide Mutual Insurance Company	
0140	Nationwide		45-5314607	2106446			NW-Lovers Lane, LLC	OH	NIA	NW-REI, LLC	Ownership	100.000	Nationwide Mutual Insurance Company	
0140	Nationwide		45-4630497	2084158			NW-Mueller II, LLC	OH	NIA	NW-REI, LLC	Ownership	100.000	Nationwide Mutual Insurance Company	
0140	Nationwide		27-4749848	1994254			NW-Northridge, LLC	OH	NIA	NW-REI, LLC	Ownership	100.000	Nationwide Mutual Insurance Company	
0140	Nationwide		46-1089165	2135896			NW-Oakley Station, LLC	OH	NIA	NW-REI, LLC	Ownership	100.000	Nationwide Mutual Insurance Company	
0140	Nationwide		45-5388656	1990540			NW-Park Memorial, LLC	OH	NIA	NW-REI, LLC	Ownership	100.000	Nationwide Mutual Insurance Company	
0140	Nationwide		27-4749937	1990540			NW-Park Village, LLC	OH	NIA	NW-REI, LLC	Ownership	100.000	Nationwide Mutual Insurance Company	
0140	Nationwide		26-1903919	4500117			NW-REI, LLC	DE	NIA	Nationwide Mutual Insurance Company	Ownership	100.000	Nationwide Mutual Insurance Company	
0140	Nationwide		27-4387647	4918706			NW-Ross Hall, LLC	DE	NIA	NW-REI, LLC	Ownership	100.000	Nationwide Mutual Insurance Company	
0140	Nationwide		45-5159117	2099232			NW-South Park, LLC	OH	NIA	NW-REI, LLC	Ownership	100.000	Nationwide Mutual Insurance Company	
0140	Nationwide			2057663			NW-Southline, LLC	OH	NIA	NW-REI, LLC	Ownership	100.000	Nationwide Mutual Insurance Company	
0140	Nationwide		27-4749587	1990537			NW-Taylor Farmer Jack, LLC	OH	NIA	NW-REI, LLC	Ownership	100.000	Nationwide Mutual Insurance Company	
0140	Nationwide		46-1100378	2139730			NW-Triangle, LLC	OH	NIA	NW-REI, LLC	Ownership	100.000	Nationwide Mutual Insurance Company	
0140	Nationwide		46-1077615	2135895			NW-West Ave., LLC	OH	NIA	NW-REI, LLC	Ownership	100.000	Nationwide Mutual Insurance Company	
0140	Nationwide		31-0947092				OCH Company, LLC	OH	NIA	Nationwide Realty Investors, Ltd.	Ownership	100.000	Nationwide Mutual Insurance Company	
0140	Nationwide		31-0947092	908127			Ohio Center Hotel Company, Ltd.	OH	NIA	Nationwide Realty Investors, Ltd.	Ownership	56.250	Nationwide Mutual Insurance Company	
0140	Nationwide		26-0263012	1702560			Old Track Street Owners Association	OH	OTH	Other non-Nationwide	n/a		Other non-Nationwide	
0140	Nationwide	13999	27-1712056				Olentangy Reinsurance, LLC	VT	IA	Nationwide Life and Annuity Insurance Company	Ownership	100.000	Nationwide Mutual Insurance Company	
0140	Nationwide			3971381			OYS Fund, LLC	DE	OTH	Nationwide Mutual Insurance Company	Ownership	100.000	Nationwide Mutual Insurance Company	
0140	Nationwide						Park 288 Industrial, LLC	TX	OTH	Nationwide Mutual Insurance Company	Investor member / no control	95.000	Other non-Nationwide	
0140	Nationwide		31-1486309	1030050			Perimeter A, Ltd	OH	NIA	Nationwide Realty Investors, Ltd.	Ownership	100.000	Nationwide Mutual Insurance Company	
0140	Nationwide		31-1677602	1113742			Pizzuti Properties, LLC	OH	NIA	Nationwide Realty Investors, Ltd.	Ownership	65.000	Nationwide Mutual Insurance Company	
0140	Nationwide		31-1486309	1069902			Polaris A, Ltd.	OH	NIA	Nationwide Realty Investors, Ltd.	Ownership	100.000	Nationwide Mutual Insurance Company	
0140	Nationwide		39-1907217	209310			Premier Agency, Inc.	IA	NIA	ALLIED Group, Inc.	Ownership	100.000	Nationwide Mutual Insurance Company	
4664	Pure	12873	20-8287105	12873			Privilege Underwriters Reciprocal Exchange	FL	IA	Other non-Nationwide	n/a		Other non-Nationwide	
0140	Pure			4089944			Privilege Underwriters, Inc.	FL	IA	Other non-Nationwide	n/a		Other non-Nationwide	
4664	Pure	13204	26-3109178				Pure Insurance Company	FL	IA	Other non-Nationwide	n/a		Other non-Nationwide	
4664	Pure						Pure Risk Management, LLC	FL	IA	Other non-Nationwide	n/a		Other non-Nationwide	
4664	Nationwide		75-2938844	159615800			Registered Investment Advisors Services, Inc.	TX	NIA	Nationwide Financial Services, Inc.	Ownership	100.000	Nationwide Mutual Insurance Company	
0140	Nationwide		82-0549218	32219			Retention Alternatives, Ltd.	BMU	IA	Nationwide Mutual Fire Insurance Company	Ownership	100.000	Nationwide Mutual Insurance Company	
0140	Nationwide			3922674			Riverview Diversified Opportunities Fund, LLC	DE	OTH	Nationwide Mutual Insurance Company	Ownership		Nationwide Mutual Insurance Company	1
0140	Nationwide			3922674			Riverview Diversified Opportunities Fund, LLC	DE	OTH	Nationwide Mutual Fire Insurance Company	Ownership		Nationwide Mutual Insurance Company	1
0140	Nationwide			3922674			Riverview Diversified Opportunities Fund, LLC	DE	OTH	Nationwide Life Insurance Company	Ownership		Nationwide Mutual Insurance Company	1
0140	Nationwide		22-3655264	3043824			Riverview International Group, Inc.	DE	NIA	NWD Investment Management, Inc.	Ownership	100.000	Nationwide Mutual Insurance Company	
0140	Nationwide			3394557			Riverview Multi Series Fund, LL - Class Event	DE	OTH	Nationwide Mutual Insurance Company	Ownership	100.000	Nationwide Mutual Insurance Company	
0140	Nationwide			3394557			Riverview Multi Series Fund, LL - Class N	DE	OTH	Nationwide Mutual Insurance Company	Ownership	100.000	Nationwide Mutual Insurance Company	
0140	Nationwide			3394557			Riverview Polyphony Fund, LLC	DE	OTH	Nationwide Mutual Insurance Company	Ownership	100.000	Nationwide Mutual Insurance Company	
0140	Nationwide	15580	31-1117969	643981			Scottsdale Indemnity Company	OH	IA	Nationwide Mutual Insurance Company	Ownership	100.000	Nationwide Mutual Insurance Company	
0140	Nationwide	41297	31-1024978	704061			Scottsdale Insurance Company	OH	IA	Nationwide Mutual Insurance Company	Ownership	100.000	Nationwide Mutual Insurance Company	
0140	Nationwide	10672	86-0835870				Scottsdale Surplus Lines Insurance Company	AZ	IA	Scottsdale Insurance Company	Ownership	100.000	Nationwide Mutual Insurance Company	

ANNUAL STATEMENT FOR THE YEAR 2012 OF THE NATIONWIDE INSURANCE COMPANY OF FLORIDA

SCHEDULE Y

PART 1A - DETAIL OF INSURANCE HOLDING COMPANY SYSTEM

1	2	3	4	5	6	7	8	9	10	11	12	13	14	15
Group Code	Group Name	NAIC Company Code	Federal ID Number	Federal RSSD	CIK	Name of Securities Exchange if Publicly Traded (U.S. or International)	Names of Parent, Subsidiaries Or Affiliates	Domiciliary Location	Relationship to Reporting Entity	Directly Controlled by (Name of Entity/Person)	Type of Control (Ownership, Board, Management, Attorney-in-Fact, Influence, Other)	If Control is Ownership Provide Percentage	Ultimate Controlling Entity(ies)/Person(s)	*
..0140	Nationwide		31-1486309	1822953			Streets of Toringdon, LLC	..OH	..NIA	Nationwide Realty Investors, Ltd.	Ownership	..100.000	Nationwide Mutual Insurance Company	
..0140	Nationwide						The Association for Theater Based Community Development, LLC		..OTH	Nationwide Mutual Insurance Company	Limited partner /no control	..50.000	other non-Nationwide	
..0140	Nationwide		91-2158214				The Hideaway Club	..CA	..OTH	Other non-Nationwide	n/a		Other non-Nationwide	
..0140	Nationwide		86-1094799				The Hideaway Owners Association	..CA	..OTH	Other non-Nationwide	n/a		Other non-Nationwide	
..0140	Nationwide		20-3541511				The Madison Club	..CA	..OTH	Other non-Nationwide	n/a		Other non-Nationwide	
..0140	Nationwide		20-3541507				The Madison Club Owners Association	..CA	..OTH	Other non-Nationwide	n/a		Other non-Nationwide	
..0140	Nationwide		31-1610040	1017852			The Waterfront Partners, LLC	..OH	..NIA	Nationwide Realty Investors, Ltd.	Ownership	..50.000	Nationwide Mutual Insurance Company	..1
..0140	Nationwide		52-2031677	2735015			THI Holdings (Delaware), Inc.	..DE	..NIA	Nationwide Mutual Insurance Company	Ownership	..100.000	Nationwide Mutual Insurance Company	
..0140	Nationwide		74-2825853	1855329			Titan Auto Insurance of New Mexico, Inc.	..NM	..IA	Whitehall Holdings, Inc.	Ownership	..100.000	Nationwide Mutual Insurance Company	
..0140	Nationwide	..13242	74-2286759				Titan Indemnity Company	..TX	..IA	THI Holdings (Delaware), Inc.	Ownership	..100.000	Nationwide Mutual Insurance Company	
..0140	Nationwide	..36269	86-0619597				Titan Insurance Company	..MI	..IA	Titan Indemnity Company	Ownership	..100.000	Nationwide Mutual Insurance Company	
..0140	Nationwide		75-1284530	23586800			Titan Insurance Services, Inc.	..TX	..NIA	Whitehall Holdings, Inc.	Ownership	..100.000	Nationwide Mutual Insurance Company	
..0140	Nationwide		33-0160222				V.P.I. Services, Inc.	..CA	..NIA	Veterinary Pet Insurance Company	Ownership	..100.000	Nationwide Mutual Insurance Company	
..0140	Nationwide	..42285	95-3750113				Veterinary Pet Insurance Company	..CA	..IA	Scottsdale Insurance Company	Ownership	..100.000	Nationwide Mutual Insurance Company	
..0140	Nationwide	..10644	34-1785903				Victoria Automobile Insurance Company	..IN	..IA	Victoria Fire & Casualty Insurance Company	Ownership	..100.000	Nationwide Mutual Insurance Company	
..0140	Nationwide	..42889	34-1394913	616574			Victoria Fire & Casualty Company	..OH	..IA	THI Holdings (Delaware), Inc.	Ownership	..100.000	Nationwide Mutual Insurance Company	
..0140	Nationwide	..10778	34-1842604	930061			Victoria National Insurance Company	..OH	..IA	Victoria Fire & Casualty Insurance Company	Ownership	..100.000	Nationwide Mutual Insurance Company	
..0140	Nationwide	..10105	34-1777972	872957			Victoria Select Insurance Company	..OH	..IA	Victoria Fire & Casualty Insurance Company	Ownership	..100.000	Nationwide Mutual Insurance Company	
..0140	Nationwide	..10777	34-1842602	937963			Victoria Specialty Insurance Company	..OH	..IA	Victoria Fire & Casualty Insurance Company	Ownership	..100.000	Nationwide Mutual Insurance Company	
..0140	Nationwide	..37150	86-0561941				Western Heritage Insurance Company	..AZ	..IA	Scottsdale Insurance Company	Ownership	..100.000	Nationwide Mutual Insurance Company	
..0140	Nationwide						Westport Capital Partners II	..CT	..OTH	Nationwide Mutual Insurance Company	Investor member / no control	..71.000	other non-Nationwide	
..0140	Nationwide		74-2767942	138315500			Whitehall Holdings, Inc.	..TX	..NIA	Nationwide Defined Benefit Master Trust	Ownership	..100.000	Nationwide Mutual Insurance Company	
..0140	Nationwide		59-3471667				WI of Florida, Inc.	..FL	..NIA	Whitehall Holdings, Inc.	Ownership	..100.000	Nationwide Mutual Insurance Company	
..0140	Nationwide		31-1486309	2115076			Wilson Road Developers, LLC	..OH	..NIA	Nationwide Realty Investors, Ltd.	Ownership	..100.000	Nationwide Mutual Insurance Company	
..0140	Nationwide			4410206			Zais Zephyr A-4, LLC	..DE	..OTH	Nationwide Life Insurance Company	Limited member / no control	..60.000	other non-Nationwide	

Asterisk	Explanation
1	For the purposes of this schedule, Nationwide presumed control of these entities because they are owned by at least 10% and are not wholly-owned by a Nationwide entity.
2	Other ownership indicates a non-ownership circumstance by a nationwide entity.

ANNUAL STATEMENT FOR THE YEAR 2012 OF THE NATIONWIDE INSURANCE COMPANY OF FLORIDA

SCHEDULE Y

PART 2 - SUMMARY OF INSURER'S TRANSACTIONS WITH ANY AFFILIATES

1	2	3	4	5	6	7	8	9	10	11	12	13
NAIC Company Code	Federal ID Number	Names of Insurers and Parent, Subsidiaries or Affiliates	Shareholder Dividends	Capital Contributions	Purchases, Sales or Exchanges of Loans, Securities, Real Estate, Mortgage Loans or Other Investments	Income/ (Disbursements) Incurred in Connection with Guarantees or Undertakings for the Benefit of any Affiliate(s)	Management Agreements and Service Contracts	Income/ (Disbursements) Incurred Under Reinsurance Agreements	*	Any Other Material Activity Not in the Ordinary Course of the Insurer's Business	Totals	Reinsurance Recoverable/ (Payable) on Losses and/or Reserve Credit Taken/(Liability)
00000	42-0958655	ALLIED GROUP, INC	(51,000,000)	35,000,000							(16,000,000)	
42579	42-1201931	ALLIED PROP & CAS INS CO	(6,000,000)						*		(6,000,000)	895,670,196
19100	42-6054959	AMCO INSURANCE COMPANY	(45,000,000)						*		(45,000,000)	1,541,937,544
29262	74-1061659	COLONIAL COUNTY MUTUAL INSURANCE CO										153,094,780
18961	68-0066866	CRESTBROOK INSURANCE COMPANY	(10,000,000)						*		(10,000,000)	2,258,711
42587	42-1207150	DEPOSITORS INSURANCE COMPANY							*			559,390,049
13838	42-0618271	FARMLAND MUTUAL INSURANCE COMPANY							*			(11,703,765)
22209	75-6013587	FREEDOM SPECIALTY INSURANCE COMPANY										56,359,740
10674	23-2864924	HARLEYSVILLE INSURANCE COMPANY OF NEW YORK										
									*			261,741,000
00000	51-0241172	HARLEYSVILLE GROUP INC.	43,123,027	989,753,217							1,032,876,244	
23582	41-0417250	HARLEYSVILLE INSURANCE COMPANY	(1,153,050)						*		(1,153,050)	84,563,000
42900	23-2253669	HARLEYSVILLE INSURANCE COMPANY OF NEW JERSEY	(16,300,000)						*		(16,300,000)	(319,417,000)
14516	38-3198542	HARLEYSVILLE LAKE STATES INSURANCE COMPANY										
			(6,600,000)						*		(6,600,000)	(68,514,000)
64327	23-1580983	HARLEYSVILLE LIFE INSURANCE COMPANY		32,074,012							32,074,012	
00000	23-2403000	HARLEYSVILLE LIMITED	(12,302,717)	(16,371,650)							(28,674,367)	
40983	23-2612951	HARLEYSVILLE PENNLAND INSURANCE COMPANY		29,925,081					*		29,925,081	(350,207,000)
35696	23-2384978	HARLEYSVILLE PREFERRED INSURANCE COMPANY	3,337,895	8,103,967					*		11,441,862	(194,280,000)
00000	51-0259283	HARLEYSVILLE SERVICES INC.		5,433,150							5,433,150	
26182	04-1989660	HARLEYSVILLE WORCESTER INSURANCE COMPANY	(5,410,155)	28,103,967					*		22,693,812	(133,945,000)
00000	23-2882311	INSURANCE MANAGEMENT RESOURCES L.P.	(4,695,000)								(4,695,000)	
11991	38-0865250	NATIONAL CASUALTY COMPANY										1,050,348,713
00000	42-1154244	NATIONWIDE ADVANTAGE MORTGAGE COMPANY										
26093	48-0470690	NATIONWIDE AFFINITY INSURANCE COMPANY OF AMERICA							*			631,903,731
28223	42-1015537	NATIONWIDE AGRIBUSINESS INSURANCE COMPANY										
			(6,000,000)						*		(6,000,000)	784,304,811
10723	95-0639970	NATIONWIDE ASSURANCE COMPANY	(2,500,000)						*		(2,500,000)	26,173,316
00000	31-1177951	NATIONWIDE CASH MANAGEMENT COMPANY		(12,000,000)							(12,000,000)	
00000	31-4416546	NATIONWIDE CORPORATION	(238,000,000)	259,609,330							21,609,330	
00000	31-1486870	NATIONWIDE FINANCIAL SERVICES, INC.	40,000,000	(184,300,000)							(144,300,000)	
23760	31-4425763	NATIONWIDE GENERAL INSURANCE COMPANY							*			376,468,082
10070	31-1399201	NATIONWIDE INDEMNITY COMPANY		(110,000,000)							(110,000,000)	(527,778,033)
25453	95-2130882	NATIONWIDE INSURANCE COMPANY OF AMERICA		35,000,000							35,000,000	871,699,720
10948	31-1613686	NATIONWIDE INSURANCE COMPANY OF FLORIDA		(25,000,000)							(25,000,000)	546,250
92657	31-1000740	NATIONWIDE LIFE AND ANNUITY INSURANCE COMPANY		50,000,000							50,000,000	720,550,363
66869	31-4156830	NATIONWIDE LIFE INSURANCE COMPANY	(40,000,000)	(103,700,000)	496,900,000		(670,080,352)				(316,880,352)	(146,885,574)
42110	75-1780981	NATIONWIDE LLOYDS										53,843,642
23779	31-4177110	NATIONWIDE MUTUAL FIRE INS COMPANY							*			166,058,366
23787	31-4177100	NATIONWIDE MUTUAL INS COMPANY	409,500,000	(1,073,021,744)	(496,900,000)		670,080,352		*		(490,341,392)	(9,754,247,723)

ANNUAL STATEMENT FOR THE YEAR 2012 OF THE NATIONWIDE INSURANCE COMPANY OF FLORIDA

SCHEDULE Y

PART 2 - SUMMARY OF INSURER'S TRANSACTIONS WITH ANY AFFILIATES

1	2	3	4	5	6	7	8	9	10	11	12	13
NAIC Company Code	Federal ID Number	Names of Insurers and Parent, Subsidiaries or Affiliates	Shareholder Dividends	Capital Contributions	Purchases, Sales or Exchanges of Loans, Securities, Real Estate, Mortgage Loans or Other Investments	Income/ (Disbursements) Incurred in Connection with Guarantees or Undertakings for the Benefit of any Affiliate(s)	Management Agreements and Service Contracts	Income/ (Disbursements) Incurred Under Reinsurance Agreements	*	Any Other Material Activity Not in the Ordinary Course of the Insurer's Business	Totals	Reinsurance Recoverable/ (Payable) on Losses and/or Reserve Credit Taken/(Liability)
37877	31-0970750	NATIONWIDE PROPERTY AND CASUALTY INS COMPANY							*			1,302,076,640
00000	31-1486309	NATIONWIDE REALTY INVESTORS, LTD		61,000,000							61,000,000	
13999	27-1712056	OLENTANGY REINSURANCE, LLC		(9,609,330)							(9,609,330)	(573,664,789)
15580	31-1117969	SCOTTSDALE INDEMNITY COMPANY										354,824,979
41297	31-1024978	SCOTTSDALE INSURANCE COMPANY	(45,000,000)						*		(45,000,000)	1,309,236,421
10672	86-0835870	SCOTTSDALE SURPLUS LINES INSURANCE COMPANY										17,855,514
13242	74-2286759	TITAN INDEMNITY INSURANCE COMPANY										166,361,636
36269	86-0619597	TITAN INSURANCE COMPANY										45,238,359
42285	95-3750113	VETERINARY PET INS CO		(2,781,282)							(2,781,282)	
10778	34-1842604	VICTORIA NATIONAL INSURANCE COMPANY							*			18,374
10644	34-1785903	VICTORIA AUTO INSURANCE COMPANY							*			30,088,236
42889	34-1394913	VICTORIA FIRE & CASUALTY INSURANCE COMPANY	(6,000,000)						*		(6,000,000)	194,653,194
10108	34-1777972	VICTORIA SELECT INSURANCE COMPANY							*			73,996,376
10777	34-1842602	VICTORIA SPECIALTY INSURANCE COMPANY							*			44,446,028
00000	33-0160222	V.P.I. SERVICES, INC.		2,781,282					*		2,781,282	
37150	86-0561941	WESTERN HERITAGE INSURANCE COMPANY										304,935,113
9999999	Control Totals								XXX			

See Notes to the Financial Statement #26.

**ANNUAL STATEMENT FOR THE YEAR 2012 OF THE NATIONWIDE INSURANCE COMPANY OF FLORIDA
SUPPLEMENTAL EXHIBITS AND SCHEDULES INTERROGATORIES**

The following supplemental reports are required to be filed as part of your statement filing unless specifically waived by the domiciliary state. However, in the event that your domiciliary state waives the filing requirement, your response of **WAIVED** to the specific interrogatory will be accepted in lieu of filing a "NONE" report and a bar code will be printed below. If the supplement is required of your company but is not being filed for whatever reason enter **SEE EXPLANATION** and provide an explanation following the interrogatory questions.

	Responses
MARCH FILING	
1. Will an actuarial opinion be filed by March 1?	YES
2. Will the Supplemental Compensation Exhibit be filed with the state of domicile by March 1?	YES
3. Will the confidential Risk-based Capital Report be filed with the NAIC by March 1?	YES
4. Will the confidential Risk-based Capital Report be filed with the state of domicile, if required by March 1?	YES
APRIL FILING	
5. Will the Insurance Expense Exhibit be filed with the state of domicile and the NAIC by April 1?	YES
6. Will Management's Discussion and Analysis be filed by April 1?	YES
7. Will the Supplemental Investment Risk Interrogatories be filed by April 1?	YES
MAY FILING	
8. Will this company be included in a combined annual statement which is filed with the NAIC by May 1?	YES
JUNE FILING	
9. Will an audited financial report be filed by June 1?	YES
10. Will Accountant's Letter of Qualifications be filed with the state of domicile and electronically with the NAIC by June 1?	YES
AUGUST FILING	
11. Will Communication of Internal Control Related Matters Noted in Audit be filed with the state of domicile by August 1?	YES












The following supplemental reports are required to be filed as part of your annual statement filing. However, in the event that your company does not transact the type of business for which the special report must be filed, your response of **NO** to the specific interrogatory will be accepted in lieu of filing a "NONE" report and a bar code will be printed below. If the supplemental is required of your company but is not being filed for whatever reason enter **SEE EXPLANATION** and provide an explanation following the interrogatory questions.

MARCH FILING	
12. Will Schedule SIS (Stockholder Information Supplement) be filed with the state of domicile by March 1?	NO
13. Will the Financial Guaranty Insurance Exhibit be filed by March 1?	NO
14. Will the Medicare Supplement Insurance Experience Exhibit be filed with the state of domicile and the NAIC by March 1?	NO
15. Will Supplement A to Schedule T (Medical Professional Liability Supplement) be filed by March 1?	NO
16. Will the Trusteed Surplus Statement be filed with the state of domicile and the NAIC by March 1?	NO
17. Will the Premiums Attributed to Protected Cells Exhibit be filed by March 1?	NO
18. Will the Reinsurance Summary Supplemental Filing for General Interrogatory 9 be filed with the state of domicile and the NAIC by March 1?	NO
19. Will the Medicare Part D Coverage Supplement be filed with the state of domicile and the NAIC by March 1?	NO
20. Will the confidential Actuarial Opinion Summary be filed with the state of domicile, if required, by March 15 (or the date otherwise specified)?	YES
21. Will the Reinsurance Attestation Supplement be filed with the state of domicile and the NAIC by March 1?	YES
22. Will the Exceptions to the Reinsurance Attestation Supplement be filed with the state of domicile by March 1?	NO
23. Will the Bail Bond Supplement be filed with the state of domicile and the NAIC by March 1?	NO
24. Will the Director and Officer Insurance Coverage Supplement be filed with the state of domicile and the NAIC by March 1?	NO
25. Will an approval from the reporting entity's state of domicile for relief related to the five-year rotation requirement for lead audit partner be filed electronically with the NAIC by March 1?	NO
26. Will an approval from the reporting entity's state of domicile for relief related to the one-year cooling off period for independent CPA be filed electronically with the NAIC by March 1?	NO
27. Will an approval from the reporting entity's state of domicile for relief related to the Requirements for Audit Committees be filed electronically with the NAIC by March 1?	NO
APRIL FILING	
28. Will the Credit Insurance Experience Exhibit be filed with the state of domicile and the NAIC by April 1?	NO
29. Will the Long-term Care Experience Reporting Forms be filed with the state of domicile and the NAIC by April 1?	NO
30. Will the Accident and Health Policy Experience Exhibit be filed by April 1?	NO
31. Will the Supplemental Health Care Exhibit (Parts 1, 2 and 3) be filed with the state of domicile and the NAIC by April 1?	NO
32. Will the regulator only (non-public) Supplemental Health Care Exhibit's Expense Allocation Report be filed with the state of domicile and the NAIC by April 1?	NO
AUGUST FILING	
33. Will Management's Report of Internal Control Over Financial Reporting be filed with the state of domicile by August 1?	YES

Explanations:


- 12.
- 13.
- 14.
- 15.
- 16.
- 17.
- 18.
- 19.
- 22.
- 23.
- 24.
- 25.
- 26.
- 27.
- 28.
- 29.
- 30.
- 31.
- 32.

Bar Codes:

12. SIS Stockholder Information Supplement [Document Identifier 420]	
13. Financial Guaranty Insurance Exhibit [Document Identifier 240]	
14. Medicare Supplement Insurance Experience Exhibit [Document Identifier 360]	
15. Supplement A to Schedule T [Document Identifier 455]	
16. Trusteed Surplus Statement [Document Identifier 490]	
17. Premiums Attributed to Protected Cells [Document Identifier 385]	
18. Reinsurance Summary Supplemental Filing [Document Identifier 401]	
19. Medicare Part D Coverage Supplement [Document Identifier 365]	
22. Exceptions to the Reinsurance Attestation Supplement [Document Identifier 400]	
23. Bail Bond Supplement [Document Identifier 500]	
24. Director and Officer Insurance Coverage Supplement [Document Identifier 505]	

SUPPLEMENTAL EXHIBITS AND SCHEDULES INTERROGATORIES

- 25. Relief from the five-year rotation requirement for lead audit partner [Document Identifier 224]
- 26. Relief from the one-year cooling off period for independent CPA [Document Identifier 225]
- 27. Relief from the Requirements for Audit Committees [Document Identifier 226]
- 28. Credit Insurance Experience Exhibit [Document Identifier 230]
- 29. Long-Term Care Experience Reporting Forms [Document Identifier 306]
- 30. Accident and Health Policy Experience Exhibit [Document Identifier 210]
- 31. Supplemental Health Care Exhibit (Parts 1, 2 and 3) [Document Identifier 216]
- 32. Supplemental Health Care Exhibit's Expense Allocation Report [Document Identifier 217]



NONE

ALPHABETICAL INDEX

ANNUAL STATEMENT BLANK

Assets	2
Cash Flow	5
Exhibit of Capital Gains (Losses)	12
Exhibit of Net Investment Income	12
Exhibit of Nonadmitted Assets	13
Exhibit of Premiums and Losses (State Page)	19
Five-Year Historical Data	17
General Interrogatories	15
Jurat Page	1
Liabilities, Surplus and Other Funds	3
Notes To Financial Statements	14
Overflow Page For Write-ins	101
Schedule A - Part 1	E01
Schedule A - Part 2	E02
Schedule A - Part 3	E03
Schedule A - Verification Between Years	SI02
Schedule B - Part 1	E04
Schedule B - Part 2	E05
Schedule B - Part 3	E06
Schedule B - Verification Between Years	SI02
Schedule BA - Part 1	E07
Schedule BA - Part 2	E08
Schedule BA - Part 3	E09
Schedule BA - Verification Between Years	SI03
Schedule D - Part 1	E10
Schedule D - Part 1A - Section 1	SI05
Schedule D - Part 1A - Section 2	SI08
Schedule D - Part 2 - Section 1	E11
Schedule D - Part 2 - Section 2	E12
Schedule D - Part 3	E13
Schedule D - Part 4	E14
Schedule D - Part 5	E15
Schedule D - Part 6 - Section 1	E16
Schedule D - Part 6 - Section 2	E16
Schedule D - Summary By Country	SI04
Schedule D - Verification Between Years	SI03
Schedule DA - Part 1	E17
Schedule DA - Verification Between Years	SI10
Schedule DB - Part A - Section 1	E18
Schedule DB - Part A - Section 2	E19
Schedule DB - Part A - Verification Between Years	SI11
Schedule DB - Part B - Section 1	E20
Schedule DB - Part B - Section 2	E21
Schedule DB - Part B - Verification Between Years	SI11
Schedule DB - Part C - Section 1	SI12
Schedule DB - Part C - Section 2	SI13
Schedule DB - Part D	E22
Schedule DB - Verification	SI14
Schedule DL - Part 1	E23
Schedule DL - Part 2	E24
Schedule E - Part 1 - Cash	E25
Schedule E - Part 2 - Cash Equivalents	E26
Schedule E - Part 3 - Special Deposits	E27
Schedule E - Verification Between Years	SI15
Schedule F - Part 1	20
Schedule F - Part 2	21
Schedule F - Part 3	22
Schedule F - Part 4	23
Schedule F - Part 5	24
Schedule F - Part 6 - Section 1	25
Schedule F - Part 6 - Section 2	27
Schedule F - Part 7	28
Schedule F - Part 8	29
Schedule F - Part 9	30

ANNUAL STATEMENT BLANK (Continued)

Schedule H - Accident and Health Exhibit - Part 1	31
Schedule H - Part 2, Part 3 and 4	32
Schedule H - Part 5 - Health Claims	33
Schedule P - Part 1 - Summary	34
Schedule P - Part 1A - Homeowners/Farmowners	36
Schedule P - Part 1B - Private Passenger Auto Liability/Medical	37
Schedule P - Part 1C - Commercial Auto/Truck Liability/Medical	38
Schedule P - Part 1D - Workers' Compensation (Excluding Excess Workers' Compensation)	39
Schedule P - Part 1E - Commercial Multiple Peril	40
Schedule P - Part 1F - Section 1 - Medical Professional Liability - Occurrence	41
Schedule P - Part 1F - Section 2 - Medical Professional Liability - Claims-Made	42
Schedule P - Part 1G - Special Liability (Ocean, Marine, Aircraft (All Perils), Boiler and Machinery)	43
Schedule P - Part 1H - Section 1 - Other Liability - Occurrence	44
Schedule P - Part 1H - Section 2 - Other Liability - Claims-Made	45
Schedule P - Part 1I - Special Property (Fire, Allied Lines, Inland Marine, Earthquake, Burglary & Theft)	46
Schedule P - Part 1J - Auto Physical Damage	47
Schedule P - Part 1K - Fidelity/Surety	48
Schedule P - Part 1L - Other (Including Credit, Accident and Health)	49
Schedule P - Part 1M - International	50
Schedule P - Part 1N - Reinsurance - Nonproportional Assumed Property	51
Schedule P - Part 1O - Reinsurance - Nonproportional Assumed Liability	52
Schedule P - Part 1P - Reinsurance - Nonproportional Assumed Financial Lines	53
Schedule P - Part 1R - Section 1 - Products Liability - Occurrence	54
Schedule P - Part 1R - Section 2 - Products Liability - Claims-Made	55
Schedule P - Part 1S - Financial Guaranty/Mortgage Guaranty	56
Schedule P - Part 1T - Warranty	57
Schedule P - Part 2, Part 3 and Part 4 - Summary	35
Schedule P - Part 2A - Homeowners/Farmowners	58
Schedule P - Part 2B - Private Passenger Auto Liability/Medical	58
Schedule P - Part 2C - Commercial Auto/Truck Liability/Medical	58
Schedule P - Part 2D - Workers' Compensation (Excluding Excess Workers' Compensation)	58
Schedule P - Part 2E - Commercial Multiple Peril	58
Schedule P - Part 2F - Section 1 - Medical Professional Liability - Occurrence	59
Schedule P - Part 2F - Section 2 - Medical Professional Liability - Claims-Made	59
Schedule P - Part 2G - Special Liability (Ocean Marine, Aircraft (All Perils), Boiler and Machinery)	59
Schedule P - Part 2H - Section 1 - Other Liability - Occurrence	59
Schedule P - Part 2H - Section 2 - Other Liability - Claims-Made	59
Schedule P - Part 2I - Special Property (Fire, Allied Lines, Inland Marine, Earthquake, Burglary, and Theft)	60
Schedule P - Part 2J - Auto Physical Damage	60
Schedule P - Part 2K - Fidelity, Surety	60
Schedule P - Part 2L - Other (Including Credit, Accident and Health)	60
Schedule P - Part 2M - International	60
Schedule P - Part 2N - Reinsurance - Nonproportional Assumed Property	61
Schedule P - Part 2O - Reinsurance - Nonproportional Assumed Liability	61
Schedule P - Part 2P - Reinsurance - Nonproportional Assumed Financial Lines	61
Schedule P - Part 2R - Section 1 - Products Liability - Occurrence	62
Schedule P - Part 2R - Section 2 - Products Liability - Claims-Made	62
Schedule P - Part 2S - Financial Guaranty/Mortgage Guaranty	62
Schedule P - Part 2T - Warranty	62
Schedule P - Part 3A - Homeowners/Farmowners	63
Schedule P - Part 3B - Private Passenger Auto Liability/Medical	63
Schedule P - Part 3C - Commercial Auto/Truck Liability/Medical	63
Schedule P - Part 3D - Workers' Compensation (Excluding Excess Workers' Compensation)	63
Schedule P - Part 3E - Commercial Multiple Peril	63
Schedule P - Part 3F - Section 1 - Medical Professional Liability - Occurrence	64
Schedule P - Part 3F - Section 2 - Medical Professional Liability - Claims-Made	64
Schedule P - Part 3G - Special Liability (Ocean Marine, Aircraft (All Perils), Boiler and Machinery)	64
Schedule P - Part 3H - Section 1 - Other Liability - Occurrence	64
Schedule P - Part 3H - Section 2 - Other Liability - Claims-Made	64
Schedule P - Part 3I - Special Property (Fire, Allied Lines, Inland Marine, Earthquake, Burglary, and Theft)	65
Schedule P - Part 3J - Auto Physical Damage	65
Schedule P - Part 3K - Fidelity/Surety	65
Schedule P - Part 3L - Other (Including Credit, Accident and Health)	65
Schedule P - Part 3M - International	65
Schedule P - Part 3N - Reinsurance - Nonproportional Assumed Property	66
Schedule P - Part 3O - Reinsurance - Nonproportional Assumed Liability	66
Schedule P - Part 3P - Reinsurance - Nonproportional Assumed Financial Lines	66
Schedule P - Part 3R - Section 1 - Products Liability - Occurrence	67
Schedule P - Part 3R - Section 2 - Products Liability - Claims-Made	67
Schedule P - Part 3S - Financial Guaranty/Mortgage Guaranty	67
Schedule P - Part 3T - Warranty	67

ANNUAL STATEMENT BLANK (Continued)

Schedule P - Part 4A - Homeowners/Farmowners	68
Schedule P - Part 4B - Private Passenger Auto Liability/Medical	68
Schedule P - Part 4C - Commercial Auto/Truck Liability/Medical	68
Schedule P - Part 4D - Workers' Compensation (Excluding Excess Workers' Compensation)	68
Schedule P - Part 4E - Commercial Multiple Peril	68
Schedule P - Part 4F - Section 1 - Medical Professional Liability - Occurrence	69
Schedule P - Part 4F - Section 2 - Medical Professional Liability - Claims-Made	69
Schedule P - Part 4G - Special Liability (Ocean Marine, Aircraft (All Perils), Boiler and Machinery)	69
Schedule P - Part 4H - Section 1 - Other Liability - Occurrence	69
Schedule P - Part 4H - Section 2 - Other Liability - Claims-Made	69
Schedule P - Part 4I - Special Property (Fire, Allied Lines, Inland Marine, Earthquake, Burglary and Theft)	70
Schedule P - Part 4J - Auto Physical Damage	70
Schedule P - Part 4K - Fidelity/Surety	70
Schedule P - Part 4L - Other (Including Credit, Accident and Health)	70
Schedule P - Part 4M - International	70
Schedule P - Part 4N - Reinsurance - Nonproportional Assumed Property	71
Schedule P - Part 4O - Reinsurance - Nonproportional Assumed Liability	71
Schedule P - Part 4P - Reinsurance - Nonproportional Assumed Financial Lines	71
Schedule P - Part 4R - Section 1 - Products Liability - Occurrence	72
Schedule P - Part 4R - Section 2 - Products Liability - Claims-Made	72
Schedule P - Part 4S - Financial Guaranty/Mortgage Guaranty	72
Schedule P - Part 4T - Warranty	72
Schedule P - Part 5A - Homeowners/Farmowners	73
Schedule P - Part 5B - Private Passenger Auto Liability/Medical	74
Schedule P - Part 5C - Commercial Auto/Truck Liability/Medical	75
Schedule P - Part 5D - Workers' Compensation (Excluding Excess Workers' Compensation)	76
Schedule P - Part 5E - Commercial Multiple Peril	77
Schedule P - Part 5F - Medical Professional Liability - Claims-Made	79
Schedule P - Part 5F - Medical Professional Liability - Occurrence	78
Schedule P - Part 5H - Other Liability - Claims-Made	81
Schedule P - Part 5H - Other Liability - Occurrence	80
Schedule P - Part 5R - Products Liability - Claims-Made	83
Schedule P - Part 5R - Products Liability - Occurrence	82
Schedule P - Part 5T - Warranty	84
Schedule P - Part 6C - Commercial Auto/Truck Liability/Medical	85
Schedule P - Part 6D - Workers' Compensation (Excluding Excess Workers' Compensation)	85
Schedule P - Part 6E - Commercial Multiple Peril	86
Schedule P - Part 6H - Other Liability - Claims-Made	87
Schedule P - Part 6H - Other Liability - Occurrence	86
Schedule P - Part 6M - International	87
Schedule P - Part 6N - Reinsurance - Nonproportional Assumed Property	88
Schedule P - Part 6O - Reinsurance - Nonproportional Assumed Liability	88
Schedule P - Part 6R - Products Liability - Claims-Made	89
Schedule P - Part 6R - Products Liability - Occurrence	89
Schedule P - Part 7A - Primary Loss Sensitive Contracts	90
Schedule P - Part 7B - Reinsurance Loss Sensitive Contracts	92
Schedule P Interrogatories	94
Schedule T - Exhibit of Premiums Written	95
Schedule T - Part 2 - Interstate Compact	96
Schedule Y - Information Concerning Activities of Insurer Members of a Holding Company Group	97
Schedule Y - Part 1A - Detail of Insurance Holding Company System	98
Schedule Y - Part 2 - Summary of Insurer's Transactions With Any Affiliates	99
Statement of Income	4
Summary Investment Schedule	SI01
Supplemental Exhibits and Schedules Interrogatories	100
Underwriting and Investment Exhibit Part 1	6
Underwriting and Investment Exhibit Part 1A	7
Underwriting and Investment Exhibit Part 1B	8
Underwriting and Investment Exhibit Part 2	9
Underwriting and Investment Exhibit Part 2A	10
Underwriting and Investment Exhibit Part 3	11