



# ANNUAL STATEMENT

For the Year Ended December 31, 2012  
of the Condition and Affairs of the

## Infinity Preferred Insurance Company

NAIC Group Code.....3495, 3495 (Current Period) (Prior Period)	NAIC Company Code..... 10195	Employer's ID Number..... 34-1785809
Organized under the Laws of Ohio	State of Domicile or Port of Entry Ohio	Country of Domicile US
Incorporated/Organized..... November 7, 1994		Commenced Business..... July 1, 1995
Statutory Home Office	1400 Provident Tower, One East Fourth Street..... Cincinnati ..... OH ..... 45202 <i>(Street and Number) (City or Town, State, Country and Zip Code)</i>	
Main Administrative Office	3700 Colonnade Parkway, Suite 600..... Birmingham ..... AL ..... 35243-3216 205-870-4000 <i>(Street and Number) (City or Town, State, Country and Zip Code) (Area Code) (Telephone Number)</i>	
Mail Address	P.O. Box 830189..... Birmingham ..... AL ..... 35283-0189 <i>(Street and Number or P. O. Box) (City or Town, State, Country and Zip Code)</i>	
Primary Location of Books and Records	3700 Colonnade Parkway, Suite 600..... Birmingham ..... AL ..... 35243-3216 205-870-4000 <i>(Street and Number) (City or Town, State, Country and Zip Code) (Area Code) (Telephone Number)</i>	
Internet Web Site Address	www.infinityauto.com	
Statutory Statement Contact	Rachelle Shealy Talley <i>(Name)</i> rachelle.talley@ipacc.com <i>(E-Mail Address)</i>	205-803-8326 <i>(Area Code) (Telephone Number) (Extension)</i> 205-803-8080 <i>(Fax Number)</i>

**POLICYHOLDER SERVICES AND CLAIMS REPORTING: 1-800-477-5056**

### OFFICERS

Name	Title	Name	Title
Glen Nelson Godwin	President & CEO	Samuel James Simon	Senior Vice President & Secretary
Amy Kay Jordan #	Vice President & Treasurer/Controller		

### OTHER

Troy Perry Ballard	Assistant Treasurer	Mary Linn Clark	Assistant Treasurer
Vicki Windham Daniell	Assistant Treasurer	James Henry Romaker	Assistant Secretary
Mitchell Silverman	Assistant Secretary	Roger Smith	Senior Vice President & CFO
Shelia Heldenbrand Williams	Vice President		

### DIRECTORS OR TRUSTEES

James Randall Gober	Glen Nelson Godwin	Amy Kay Jordan #	Scott Christopher Pitrone
Samuel James Simon	Roger Smith	Shelia Heldenbrand Williams	

State of..... Alabama  
County of..... Jefferson

The officers of this reporting entity being duly sworn, each depose and say that they are the described officers of said reporting entity, and that on the reporting period stated above, all of the herein described assets were the absolute property of the said reporting entity, free and clear from any liens or claims thereon, except as herein stated, and that this statement, together with related exhibits, schedules and explanations therein contained, annexed or referred to, is a full and true statement of all the assets and liabilities and of the condition and affairs of the said reporting entity as of the reporting period stated above, and of its income and deductions therefrom for the period ended, and have been completed in accordance with the NAIC *Annual Statement Instructions and Accounting Practices and Procedures* manual except to the extent that: (1) state law may differ; or, (2) that state rules or regulations require differences in reporting not related to accounting practices and procedures, according to the best of their information, knowledge and belief, respectively. Furthermore, the scope of this attestation by the described officers also includes the related corresponding electronic filing with the NAIC, when required, that is an exact copy (except for formatting differences due to electronic filing) of the enclosed statement. The electronic filing may be requested by various regulators in lieu of or in addition to the enclosed statement.

Glen Nelson Godwin

Samuel James Simon

Amy Kay Jordan

President & CEO

Senior Vice President & Secretary

Vice President & Treasurer/Controller

Subscribed and sworn to before me  
This 22nd day of February, 2013

a. Is this an original filing? Yes [X] No [ ]  
b. If no 1. State the amendment number \_\_\_\_\_  
2. Date filed \_\_\_\_\_  
3. Number of pages attached \_\_\_\_\_

My Commission Expires April 15, 2013

**EXHIBIT OF PREMIUMS AND LOSSES (Statutory Page 14 Data)**



NAIC Group Code....3495 NAIC Company Code....10195

BUSINESS IN GRAND TOTAL DURING THE YEAR

Line of Business	Gross Premiums, Including Policy and Membership Fees, Less Return Premiums and Premiums on Policies not Taken		3 Dividends Paid or Credited to Policyholders on Direct Business	4 Direct Unearned Premium Reserves	5 Direct Losses Paid (deducting salvage)	6 Direct Losses Incurred	7 Direct Losses Unpaid	8 Direct Defense and Cost Containment Expense Paid	9 Direct Defense and Cost Containment Expense Incurred	10 Direct Defense and Cost Containment Expense Unpaid	11 Commissions and Brokerage Expenses	12 Taxes, Licenses and Fees
	1 Direct Premiums Written	2 Direct Premiums Earned										
1. Fire.....												
2.1 Allied lines.....												
2.2 Multiple peril crop.....												
2.3 Federal flood.....												
3. Farmowners multiple peril.....												
4. Homeowners multiple peril.....												
5.1 Commercial multiple peril (non-liability portion).....												
5.2 Commercial multiple peril (liability portion).....												
6. Mortgage guaranty.....												
8. Ocean marine.....												
9. Inland marine.....												
10. Financial guaranty.....												
11. Medical professional liability.....												
12. Earthquake.....												
13. Group accident and health (b).....												
14. Credit A&H (group and individual).....												
15.1 Collectively renewable A&H (b).....												
15.2 Non-cancelable A&H (b).....												
15.3 Guaranteed renewable A&H (b).....												
15.4 Non-renewable for stated reasons only (b).....												
15.5 Other accident only.....												
15.6 Medicare Title XVIII exempt from state taxes or fees.....												
15.7 All other A&H (b).....												
15.8 Federal employees health benefits program premium (b).....												
16. Workers' compensation.....												
17.1 Other liability-occurrence.....												
17.2 Other liability-claims-made.....												
17.3 Excess workers' compensation.....												
18. Products liability.....												
19.1 Private passenger auto no-fault (personal injury protection).....	(91)	2,611			17,037	(44,630)	29,183	14,736	10,053	1,686	(10)	1,763
19.2 Other private passenger auto liability.....	422	12,641			412,521	(3,421)	536,783	160,586	86,873	79,280	41	10,498
19.3 Commercial auto no-fault (personal injury protection).....												
19.4 Other commercial auto liability.....												
21.1 Private passenger auto physical damage.....	(708)	7,042			3,537	12,950	(9,369)	2,718	1,421	2	(73)	11,326
21.2 Commercial auto physical damage.....												
22. Aircraft (all perils).....												
23. Fidelity.....												
24. Surety.....												
26. Burglary and theft.....												
27. Boiler and machinery.....												
28. Credit.....												
30. Warranty.....												
34. Aggregate write-ins for other lines of business.....	0	0	0	0	0	0	0	0	0	0	0	0
35. TOTALS (a).....	(377)	22,294	0	0	433,095	(35,101)	556,597	178,040	98,347	80,968	(42)	23,587

**DETAILS OF WRITE-INS**

3401. ....												
3402. ....												
3403. ....												
3498. Summary of remaining write-ins for Line 34 from overflow page...	0	0	0	0	0	0	0	0	0	0	0	0
3499. TOTALS (Lines 3401 thru 3403 plus 3498) (Line 34 above).....	0	0	0	0	0	0	0	0	0	0	0	0

(a) Finance and service charges not included in Lines 1 to 35 \$. ....880.

(b) For health business on indicated lines report: Number of persons insured under PPO managed care products.....0 and number of persons insured under indemnity only products.....0.

**EXHIBIT OF PREMIUMS AND LOSSES (Statutory Page 14 Data)**



NAIC Group Code....3495 NAIC Company Code....10195

BUSINESS IN THE STATE OF OHIO DURING THE YEAR

Line of Business	Gross Premiums, Including Policy and Membership Fees, Less Return Premiums and Premiums on Policies not Taken		3 Dividends Paid or Credited to Policyholders on Direct Business	4 Direct Unearned Premium Reserves	5 Direct Losses Paid (deducting salvage)	6 Direct Losses Incurred	7 Direct Losses Unpaid	8 Direct Defense and Cost Containment Expense Paid	9 Direct Defense and Cost Containment Expense Incurred	10 Direct Defense and Cost Containment Expense Unpaid	11 Commissions and Brokerage Expenses	12 Taxes, Licenses and Fees
	1 Direct Premiums Written	2 Direct Premiums Earned										
1. Fire.....												
2.1 Allied lines.....												
2.2 Multiple peril crop.....												
2.3 Federal flood.....												
3. Farmowners multiple peril.....												
4. Homeowners multiple peril.....												
5.1 Commercial multiple peril (non-liability portion).....												
5.2 Commercial multiple peril (liability portion).....												
6. Mortgage guaranty.....												
8. Ocean marine.....												
9. Inland marine.....												
10. Financial guaranty.....												
11. Medical professional liability.....												
12. Earthquake.....												
13. Group accident and health (b).....												
14. Credit A&H (group and individual).....												
15.1 Collectively renewable A&H (b).....												
15.2 Non-cancelable A&H (b).....												
15.3 Guaranteed renewable A&H (b).....												
15.4 Non-renewable for stated reasons only (b).....												
15.5 Other accident only.....												
15.6 Medicare Title XVIII exempt from state taxes or fees.....												
15.7 All other A&H (b).....												
15.8 Federal employees health benefits program premium (b).....												
16. Workers' compensation.....												
17.1 Other liability-occurrence.....												
17.2 Other liability-claims-made.....												
17.3 Excess workers' compensation.....												
18. Products liability.....												
19.1 Private passenger auto no-fault (personal injury protection).....												
19.2 Other private passenger auto liability.....	765	4,386			71,052	28,496	14,515	37,056	23,559	3,911	77	3,047
19.3 Commercial auto no-fault (personal injury protection).....												
19.4 Other commercial auto liability.....												
21.1 Private passenger auto physical damage.....	(137)	1,488			1,500	1,924	(535)	150	(26)	2	(14)	(546)
21.2 Commercial auto physical damage.....												
22. Aircraft (all perils).....												
23. Fidelity.....												
24. Surety.....												
26. Burglary and theft.....												
27. Boiler and machinery.....												
28. Credit.....												
30. Warranty.....												
34. Aggregate write-ins for other lines of business.....	0	0	0	0	0	0	0	0	0	0	0	0
35. TOTALS (a).....	628	5,874	0	0	72,552	30,420	13,980	37,206	23,533	3,913	63	2,501

**DETAILS OF WRITE-INS**

3401. ....												
3402. ....												
3403. ....												
3498. Summary of remaining write-ins for Line 34 from overflow page... ..	0	0	0	0	0	0	0	0	0	0	0	0
3499. TOTALS (Lines 3401 thru 3403 plus 3498) (Line 34 above).....	0	0	0	0	0	0	0	0	0	0	0	0

(a) Finance and service charges not included in Lines 1 to 35 \$. ...298.

(b) For health business on indicated lines report: Number of persons insured under PPO managed care products.....0 and number of persons insured under indemnity only products.....0.

**EXHIBIT OF PREMIUMS AND LOSSES (Statutory Page 14 Data)**



NAIC Group Code....3495 NAIC Company Code....10195

BUSINESS IN THE STATE OF PENNSYLVANIA DURING THE YEAR

Line of Business	Gross Premiums, Including Policy and Membership Fees, Less Return Premiums and Premiums on Policies not Taken		3 Dividends Paid or Credited to Policyholders on Direct Business	4 Direct Unearned Premium Reserves	5 Direct Losses Paid (deducting salvage)	6 Direct Losses Incurred	7 Direct Losses Unpaid	8 Direct Defense and Cost Containment Expense Paid	9 Direct Defense and Cost Containment Expense Incurred	10 Direct Defense and Cost Containment Expense Unpaid	11 Commissions and Brokerage Expenses	12 Taxes, Licenses and Fees
	1 Direct Premiums Written	2 Direct Premiums Earned										
1. Fire.....												
2.1 Allied lines.....												
2.2 Multiple peril crop.....												
2.3 Federal flood.....												
3. Farmowners multiple peril.....												
4. Homeowners multiple peril.....												
5.1 Commercial multiple peril (non-liability portion).....												
5.2 Commercial multiple peril (liability portion).....												
6. Mortgage guaranty.....												
8. Ocean marine.....												
9. Inland marine.....												
10. Financial guaranty.....												
11. Medical professional liability.....												
12. Earthquake.....												
13. Group accident and health (b).....												
14. Credit A&H (group and individual).....												
15.1 Collectively renewable A&H (b).....												
15.2 Non-cancelable A&H (b).....												
15.3 Guaranteed renewable A&H (b).....												
15.4 Non-renewable for stated reasons only (b).....												
15.5 Other accident only.....												
15.6 Medicare Title XVIII exempt from state taxes or fees.....												
15.7 All other A&H (b).....												
15.8 Federal employees health benefits program premium (b).....												
16. Workers' compensation.....												
17.1 Other liability-occurrence.....												
17.2 Other liability-claims-made.....												
17.3 Excess workers' compensation.....												
18. Products liability.....												
19.1 Private passenger auto no-fault (personal injury protection).....	(91)	2,611			17,037	(44,630)	29,183	14,736	10,053	1,686	(10)	1,763
19.2 Other private passenger auto liability.....	(343)	8,255			341,469	(31,917)	522,268	123,530	63,314	75,369	(36)	6,651
19.3 Commercial auto no-fault (personal injury protection).....												
19.4 Other commercial auto liability.....												
21.1 Private passenger auto physical damage.....	(571)	5,554			2,037	11,026	(8,834)	2,568	1,447		(59)	11,072
21.2 Commercial auto physical damage.....												
22. Aircraft (all perils).....												
23. Fidelity.....												
24. Surety.....												
26. Burglary and theft.....												
27. Boiler and machinery.....												
28. Credit.....												
30. Warranty.....												
34. Aggregate write-ins for other lines of business.....	0	0	0	0	0	0	0	0	0	0	0	0
35. TOTALS (a).....	(1,005)	16,420	0	0	360,543	(65,521)	542,617	140,834	74,814	77,055	(105)	19,486

**DETAILS OF WRITE-INS**

3401. ....												
3402. ....												
3403. ....												
3498. Summary of remaining write-ins for Line 34 from overflow page... ..	0	0	0	0	0	0	0	0	0	0	0	0
3499. TOTALS (Lines 3401 thru 3403 plus 3498) (Line 34 above).....	0	0	0	0	0	0	0	0	0	0	0	0

(a) Finance and service charges not included in Lines 1 to 35 \$. ...582.

(b) For health business on indicated lines report: Number of persons insured under PPO managed care products.....0 and number of persons insured under indemnity only products.....0.

**EXHIBIT OF PREMIUMS AND LOSSES (Statutory Page 14 Data)**



NAIC Group Code....3495 NAIC Company Code....10195

BUSINESS IN THE STATE OF SOUTH CAROLINA DURING THE YEAR

Line of Business	Gross Premiums, Including Policy and Membership Fees, Less Return Premiums and Premiums on Policies not Taken		3 Dividends Paid or Credited to Policyholders on Direct Business	4 Direct Unearned Premium Reserves	5 Direct Losses Paid (deducting salvage)	6 Direct Losses Incurred	7 Direct Losses Unpaid	8 Direct Defense and Cost Containment Expense Paid	9 Direct Defense and Cost Containment Expense Incurred	10 Direct Defense and Cost Containment Expense Unpaid	11 Commissions and Brokerage Expenses	12 Taxes, Licenses and Fees
	1 Direct Premiums Written	2 Direct Premiums Earned										
1. Fire.....												
2.1 Allied lines.....												
2.2 Multiple peril crop.....												
2.3 Federal flood.....												
3. Farmowners multiple peril.....												
4. Homeowners multiple peril.....												
5.1 Commercial multiple peril (non-liability portion).....												
5.2 Commercial multiple peril (liability portion).....												
6. Mortgage guaranty.....												
8. Ocean marine.....												
9. Inland marine.....												
10. Financial guaranty.....												
11. Medical professional liability.....												
12. Earthquake.....												
13. Group accident and health (b).....												
14. Credit A&H (group and individual).....												
15.1 Collectively renewable A&H (b).....												
15.2 Non-cancelable A&H (b).....												
15.3 Guaranteed renewable A&H (b).....												
15.4 Non-renewable for stated reasons only (b).....												
15.5 Other accident only.....												
15.6 Medicare Title XVIII exempt from state taxes or fees.....												
15.7 All other A&H (b).....												
15.8 Federal employees health benefits program premium (b).....												
16. Workers' compensation.....												
17.1 Other liability-occurrence.....												
17.2 Other liability-claims-made.....												
17.3 Excess workers' compensation.....												
18. Products liability.....												
19.1 Private passenger auto no-fault (personal injury protection).....												
19.2 Other private passenger auto liability.....												800
19.3 Commercial auto no-fault (personal injury protection).....												
19.4 Other commercial auto liability.....												
21.1 Private passenger auto physical damage.....												800
21.2 Commercial auto physical damage.....												
22. Aircraft (all perils).....												
23. Fidelity.....												
24. Surety.....												
26. Burglary and theft.....												
27. Boiler and machinery.....												
28. Credit.....												
30. Warranty.....												
34. Aggregate write-ins for other lines of business.....	0	0	0	0	0	0	0	0	0	0	0	0
35. TOTALS (a).....	0	0	0	0	0	0	0	0	0	0	0	1,600

**DETAILS OF WRITE-INS**

3401. ....												
3402. ....												
3403. ....												
3498. Summary of remaining write-ins for Line 34 from overflow page...	0	0	0	0	0	0	0	0	0	0	0	0
3499. TOTALS (Lines 3401 thru 3403 plus 3498) (Line 34 above).....	0	0	0	0	0	0	0	0	0	0	0	0

(a) Finance and service charges not included in Lines 1 to 35 \$.....0.

(b) For health business on indicated lines report: Number of persons insured under PPO managed care products.....0 and number of persons insured under indemnity only products.....0.

## SCHEDULE F - PART 1

Assumed Reinsurance as of December 31, Current Year (000 Omitted)

1 Federal ID Number	2 NAIC Company Code	3 Name of Reinsured	4 Domiciliary Jurisdiction	5 Assumed Premium	Reinsurance On			9 Contingent Commissions Payable	10 Assumed Premiums Receivable	11 Unearned Premium	12 Funds Held by or Deposited With Reinsured Companies	13 Letters of Credit Posted	14 Amount of Assets Pledged or Compensating Balances to Secure Letters of Credit	15 Amount of Assets Pledged or Collateral Held in Trust
					6 Paid Losses and Loss Adjustment Expenses	7 Known Case Losses and LAE	8 Cols. 6 + 7							
<b>Affiliated - U. S. Intercompany Pooling:</b>														
31-0943862..	22268....	Infinity Insurance Company.....	IN.....	1,247	74	265	339	.2	.91	.536		N.....		
0199999.	Affiliated - U. S. Intercompany Pooling.....													
				1,247	74	265	339	.2	.91	.536	.0	.0	.0	.0
0499999.	Total Affiliates.....													
				1,247	74	265	339	.2	.91	.536	.0	.0	.0	.0
9999999.	Totals.....													
				1,247	74	265	339	.2	.91	.536	.0	.0	.0	.0

### SCHEDULE F - PART 2

Premium Portfolio Reinsurance Effected or (Canceled) during Current Year

1 Federal ID Number	2 NAIC Company Code	3 Name of Company	4 Date of Contract	5 Original Premium	6 Reinsurance Premium
------------------------------	------------------------------	----------------------	-----------------------	-----------------------	--------------------------

**NONE**

### SCHEDULE F - PART 3

Ceded Reinsurance as of December 31, Current Year (000 Omitted)

1 Federal ID Number	2 NAIC Company Code	3 Name of Reinsurer	4 Domiciliary Jurisdiction	5 Reinsurance Contracts Ceding 75% or More of Direct Premiums Written	6 Reinsurance Premiums Ceded	Reinsurance Recoverable on									Reinsurance Payable		18 Net Amount Recoverable From Reinsurers Col. 15-[16+17]	19 Funds Held By Company Under Reinsurance Treaties	
						7 Paid Losses	8 Paid LAE	9 Known Case Loss Reserves	10 Known Case LAE Reserves	11 IBNR Loss Reserves	12 IBNR LAE Reserves	13 Unearned Premiums	14 Contingent Commissions	15 Cols. 7 thru 14 Totals	16 Ceded Balances Payable	17 Other Amounts Due to Reinsurers			
<b>Authorized Affiliates-U.S. Intercompany Pooling</b>																			
31-0943862	22268...	Infinity Insurance Company.....	IN.....		(0)	.47	.22	.559	.79	(.2)	.79				.784			.784	
0199999		Total Authorized Affiliates - U.S. Intercompany Pooling.....			(0)	.47	.22	.559	.79	(.2)	.79	0	0		.784	0	0	.784	0
0499999		Total Authorized Affiliates.....			(0)	.47	.22	.559	.79	(.2)	.79	0	0		.784	0	0	.784	0
0999999		Total Authorized.....			(0)	.47	.22	.559	.79	(.2)	.79	0	0		.784	0	0	.784	0
2899999		Total Authorized, Unauthorized and Certified.....			(0)	.47	.22	.559	.79	(.2)	.79	0	0		.784	0	0	.784	0
9999999		Totals.....			(0)	.47	.22	.559	.79	(.2)	.79	0	0		.784	0	0	.784	0

Note A: Report the five largest provisional commission rates included in the cedant's reinsurance treaties. The commission rate to be reported is by contract with ceded premium in excess of \$50,000.

1 Name of Reinsurer	2 Commission Rate	3 Ceded Premium
(1) .....		
(2) .....		
(3) .....		
(4) .....		
(5) .....		

Note B: Report the five largest reinsurance recoverables reported in Column 15, due from any one reinsurer (based on the total recoverables, Line 9999999, Column 15), the amount of ceded premium, and indicate whether the recoverables are due from an affiliated insurer.

1 Name of Reinsurer	2 Total Recoverables	3 Ceded Premiums	4 Affiliated	
(1) Infinity Insurance Company.....	.784	(0)	Yes <input checked="" type="checkbox"/>	No <input type="checkbox"/>
(2) .....			Yes <input type="checkbox"/>	No <input type="checkbox"/>
(3) .....			Yes <input type="checkbox"/>	No <input type="checkbox"/>
(4) .....			Yes <input type="checkbox"/>	No <input type="checkbox"/>
(5) .....			Yes <input type="checkbox"/>	No <input type="checkbox"/>

## SCHEDULE F - PART 4

Aging of Ceded Reinsurance as of December 31, Current Year (000 Omitted)

1 Federal ID Number	2 NAIC Company Code	3 Name of Reinsurer	4 Domiciliary Jurisdiction	Reinsurance Recoverable on Paid Losses and Paid Loss Adjustment Expenses							11 Total Due Cols. 5 + 10	12 Percentage Overdue Col. 10 / Col. 11	13 Percentage More Than 120 Days Overdue Col. 9 / Col. 11
				5 Current	Overdue				10 Total Overdue Cols. 6 + 7 + 8 + 9				
					6 1 to 29 Days	7 30 to 90 Days	8 91 to 120 Days	9 Over 120 Days					
<b>Authorized Affiliates-U.S. Intercompany Pooling</b>													
31-0943862..	22268.....	Infinity Insurance Company.....	IN.....	.69						.0	.69	.0.0	.0.0
0199999.	Total Authorized - Affiliates - U.S. Intercompany Pooling.....			.69	.0	.0	.0	.0	.0	.0	.69	.0.0	.0.0
0499999.	Total Authorized - Affiliates.....			.69	.0	.0	.0	.0	.0	.0	.69	.0.0	.0.0
0999999.	Total Authorized.....			.69	.0	.0	.0	.0	.0	.0	.69	.0.0	.0.0
2899999.	Total Authorized, Unauthorized and Certified.....			.69	.0	.0	.0	.0	.0	.0	.69	.0.0	.0.0
9999999.	Totals.....			.69	.0	.0	.0	.0	.0	.0	.69	.0.0	.0.0

**Sch. F-Pt. 5  
NONE**

**Sch. F-Pt. 6-Section 1  
NONE**

**Sch. F-Pt. 6-Section 1 (continued)  
NONE**

**Sch. F-Pt. 6-Section 2  
NONE**

**Sch. F-Pt. 7  
NONE**

**Sch. F-Pt. 8  
NONE**

**SCHEDULE F - PART 9**

## Restatement of Balance Sheet to Identify Net Credit for Reinsurance

	1 As Reported (Net of Ceded)	2 Restatement Adjustments	3 Restated (Gross of Ceded)
<b>ASSETS (Page 2, Col. 3)</b>			
1. Cash and invested assets (Line 12).....	5,131,467		5,131,467
2. Premiums and considerations (Line 15).....	90,543		90,543
3. Reinsurance recoverable on loss and loss adjustment expense payments (Line 16.1).....	69,039	(69,039)	0
4. Funds held by or deposited with reinsured companies (Line 16.2).....			0
5. Other assets.....	68,865		68,865
6. Net amount recoverable from reinsurers.....		739,826	739,826
7. Protected cell assets (Line 27).....			0
8. Totals (Line 28).....	5,359,914	670,787	6,030,701
<b>LIABILITIES (Page 3)</b>			
9. Losses and loss adjustment expenses (Lines 1 through 3).....	632,932	715,444	1,348,376
10. Taxes, expenses, and other obligations (Lines 4 through 8).....	30,066	(44,657)	(14,591)
11. Unearned premiums (Line 9).....	535,505		535,505
12. Advance premiums (Line 10).....			0
13. Dividends declared and unpaid (Line 11.1 and 11.2).....			0
14. Ceded reinsurance premiums payable (net of ceding commissions) (Line 12).....			0
15. Funds held by company under reinsurance treaties (Line 13).....			0
16. Amounts withheld or retained by company for account of others (Line 14).....			0
17. Provision for reinsurance (Line 16).....			0
18. Other liabilities.....	84,664		84,664
19. Total liabilities excluding protected cell business (Line 26).....	1,283,167	670,787	1,953,954
20. Protected cell liabilities (Line 27).....			0
21. Surplus as regards policyholders (Line 37).....	4,076,747	XXX	4,076,747
22. Totals (Line 38).....	5,359,914	670,787	6,030,701

NOTE: Is the restatement of this exhibit the result of grossing up balances ceded to affiliates under 100 percent reinsurance or pooling arrangements?..Yes [ X ] No [ ]

If yes, give full explanation:

See Note 26 in the Notes to Financial Statements.

**Sch. H-Pt. 1**  
**NONE**

**Sch. H-Pt. 2**  
**NONE**

**Sch. H-Pt. 3**  
**NONE**

**Sch. H-Pt. 4**  
**NONE**

**Sch. H-Pt. 5**  
**NONE**

**SCHEDULE P - PART 1A - HOMEOWNERS/FARMOWNERS**

(\$000 omitted)

Years in Which Premiums Were Earned and Losses Were Incurred	Premiums Earned			Loss and Loss Expense Payments								12 Number of Claims Reported-Direct and Assumed
	1 Direct and Assumed	2 Ceded	3 Net (Cols. 1 - 2)	Loss Payments		Defense and Cost Containment Payments		Adjusting and Other Payments		10 Salvage and Subrogation Received	11 Total Net Paid (Cols. 4 - 5 + 6 - 7 + 8 - 9)	
				4 Direct and Assumed	5 Ceded	6 Direct and Assumed	7 Ceded	8 Direct and Assumed	9 Ceded			
1. Prior.....	XXX	XXX	XXX	0		0					0	XXX
2. 2003.....			0	0		0					0	0
3. 2004.....			0	0		0				0	0	0
4. 2005.....	6	5	1	2	2	0				0	0	0
5. 2006.....	1	1	0								0	
6. 2007.....			0								0	
7. 2008.....			0								0	
8. 2009.....	0		0								0	
9. 2010.....			0								0	
10. 2011.....			0								0	
11. 2012.....			0								0	
12. Totals.....	XXX	XXX	XXX	3	2	0	0	0	0	0	1	XXX

	Losses Unpaid				Defense and Cost Containment Unpaid				Adjusting and Other Unpaid		23 Salvage and Subrogation Anticipated	24 Total Net Losses and Expenses Unpaid	25 Number of Claims Outstanding-Direct and Assumed
	Case Basis		Bulk + IBNR		Case Basis		Bulk + IBNR		21 Direct and Assumed	22 Ceded			
	13 Direct and Assumed	14 Ceded	15 Direct and Assumed	16 Ceded	17 Direct and Assumed	18 Ceded	19 Direct and Assumed	20 Ceded					
1. Prior.....	0				0							1	
2. 2003.....	0											0	
3. 2004.....	0											0	
4. 2005.....	0											0	
5. 2006.....												0	
6. 2007.....												0	
7. 2008.....												0	
8. 2009.....												0	
9. 2010.....												0	
10. 2011.....												0	
11. 2012.....												0	
12. Totals.....	1	0	0	0	0	0	0	0	0	0	0	1	0

	Total Losses and Loss Expenses Incurred			Loss and Loss Expense Percentage (Incurred/Premiums Earned)			Nontabular Discount		34 Inter-Company Pooling Participation Percentage	Net Balance Sheet Reserves after Discount	
	26 Direct and Assumed	27 Ceded	28 Net	29 Direct and Assumed	30 Ceded	31 Net	32 Loss	33 Loss Expense		35 Losses Unpaid	36 Loss Expenses Unpaid
1. Prior.....	XXX	XXX	XXX	XXX	XXX	XXX			XXX	0	0
2. 2003.....	0	0	0	0.0	0.0	0.0			1.00	0	0
3. 2004.....	0	0	0	0.0	0.0	0.0			1.00	0	0
4. 2005.....	2	2	0	38.8	44.3	11.3			0.10	0	0
5. 2006.....	0	0	0	0.0	0.0	0.0			0.10	0	0
6. 2007.....	0	0	0	0.0	0.0	0.0			0.10	0	0
7. 2008.....	0	0	0	0.0	0.0	0.0			0.10	0	0
8. 2009.....	0	0	0	0.0	0.0	0.0			0.10	0	0
9. 2010.....	0	0	0	0.0	0.0	0.0			0.10	0	0
10. 2011.....	0	0	0	0.0	0.0	0.0			0.10	0	0
11. 2012.....	0	0	0	0.0	0.0	0.0			0.10	0	0
12. Totals.....	XXX	XXX	XXX	XXX	XXX	XXX	0	0	XXX	1	0

**SCHEDULE P - PART 1B - PRIVATE PASSENGER AUTO LIABILITY/MEDICAL**

(\$000 omitted)

Years in Which Premiums Were Earned and Losses Were Incurred	Premiums Earned			Loss and Loss Expense Payments						10 Salvage and Subrogation Received	11 Total Net Paid (Cols. 4 - 5 + 6 - 7 + 8 - 9)	12 Number of Claims Reported-Direct and Assumed
	1 Direct and Assumed	2 Ceded	3 Net (Cols. 1 - 2)	Loss Payments		Defense and Cost Containment Payments		Adjusting and Other Payments				
				4 Direct and Assumed	5 Ceded	6 Direct and Assumed	7 Ceded	8 Direct and Assumed	9 Ceded			
1. Prior.....	XXX	XXX	XXX	1	0	0	(0)	0	0	0	2	XXX
2. 2003.....	866		866	508	(0)	73	(0)	93		3	673	245
3. 2004.....	1,276	6	1,269	780	4	(4)	0	150		3	922	288
4. 2005.....	583	6	577	308	6	14	1	78		3	392	151
5. 2006.....	577	4	573	304	1	15	0	84		3	403	149
6. 2007.....	636	2	634	365	2	18	0	74		4	456	175
7. 2008.....	555	2	553	321	0	18	0	69		4	408	152
8. 2009.....	511	1	509	307		16		63		3	386	146
9. 2010.....	562	1	561	361		15		62		5	437	170
10. 2011.....	638	1	637	367		9		62		5	438	187
11. 2012.....	751	1	750	243		4		43		3	290	200
12. Totals.....	XXX	XXX	XXX	3,865	13	179	2	778	0	37	4,807	XXX

	Losses Unpaid				Defense and Cost Containment Unpaid				Adjusting and Other Unpaid		23 Salvage and Subrogation Anticipated	24 Total Net Losses and Expenses Unpaid	25 Number of Claims Outstanding-Direct and Assumed
	Case Basis		Bulk + IBNR		Case Basis		Bulk + IBNR		21 Direct and Assumed	22 Ceded			
	13 Direct and Assumed	14 Ceded	15 Direct and Assumed	16 Ceded	17 Direct and Assumed	18 Ceded	19 Direct and Assumed	20 Ceded					
1. Prior.....	11	9	0	0	0	0	0	0	0	0	0	3	0
2. 2003.....	0		0	0	0		0	0	0	0	0	0	0
3. 2004.....	0		0	0	0		0	0	0	0	0	1	0
4. 2005.....	0		0	0	0		0	0	0	0	0	1	0
5. 2006.....	0	0	1	0	0		0	0	1		0	2	0
6. 2007.....	1		1	0	0		0	(0)	2		0	5	0
7. 2008.....	2		3		1		0		3		0	9	0
8. 2009.....	5		5		2		0		3		0	15	0
9. 2010.....	15		7		7		1		6		0	36	2
10. 2011.....	37		26		10		6		12		0	91	5
11. 2012.....	122		129		12		13		33		2	310	27
12. Totals.....	193	9	174	0	33	0	22	0	60	0	3	472	34

	Total Losses and Loss Expenses Incurred			Loss and Loss Expense Percentage (Incurred/Premiums Earned)			Nontabular Discount		34 Inter-Company Pooling Participation Percentage	Net Balance Sheet Reserves after Discount	
	26 Direct and Assumed	27 Ceded	28 Net	29 Direct and Assumed	30 Ceded	31 Net	32 Loss	33 Loss Expense		35 Losses Unpaid	36 Loss Expenses Unpaid
1. Prior..	XXX	XXX	XXX	XXX	XXX	XXX			XXX	2	1
2. 2003.	674	0	674	77.8	0.0	77.8			1.00	0	0
3. 2004.	927	4	923	72.6	66.0	72.7			1.00	0	0
4. 2005.	401	7	393	68.7	121.4	68.2			0.10	0	0
5. 2006.	406	1	405	70.3	22.4	70.6			0.10	1	1
6. 2007.	462	2	460	72.7	95.0	72.6			0.10	2	2
7. 2008.	416	0	416	75.0	6.5	75.3			0.10	5	4
8. 2009.	401	0	401	78.6	0.0	78.8			0.10	9	5
9. 2010.	473	0	473	84.2	0.0	84.4			0.10	22	14
10. 2011.	529	0	529	82.9	0.0	83.0			0.10	63	28
11. 2012.	600	0	600	79.9	0.0	80.0			0.10	251	59
12. Totals	XXX	XXX	XXX	XXX	XXX	XXX	0	0	XXX	357	114

**SCHEDULE P - PART 1C - COMMERCIAL AUTO/TRUCK LIABILITY/MEDICAL**

(\$000 omitted)

Years in Which Premiums Were Earned and Losses Were Incurred	Premiums Earned			Loss and Loss Expense Payments						10 Salvage and Subrogation Received	11 Total Net Paid (Cols. 4 - 5 + 6 - 7 + 8 - 9)	12 Number of Claims Reported-Direct and Assumed
	1 Direct and Assumed	2 Ceded	3 Net (Cols. 1 - 2)	Loss Payments		Defense and Cost Containment Payments		Adjusting and Other Payments				
				4 Direct and Assumed	5 Ceded	6 Direct and Assumed	7 Ceded	8 Direct and Assumed	9 Ceded			
1. Prior.....	XXX.....	XXX.....	XXX.....	0.....	.....	0.....	.....	0.....	.....	0.....	0.....	XXX.....
2. 2003.....	52.....	5.....	47.....	35.....	2.....	5.....	0.....	2.....	.....	0.....	40.....	5.....
3. 2004.....	66.....	8.....	58.....	50.....	(0).....	6.....	0.....	5.....	.....	0.....	61.....	5.....
4. 2005.....	35.....	3.....	32.....	16.....	1.....	0.....	0.....	2.....	.....	0.....	17.....	4.....
5. 2006.....	34.....	3.....	31.....	19.....	1.....	0.....	0.....	2.....	.....	0.....	21.....	4.....
6. 2007.....	31.....	2.....	29.....	17.....	2.....	1.....	0.....	3.....	.....	0.....	19.....	4.....
7. 2008.....	31.....	2.....	29.....	16.....	2.....	1.....	0.....	2.....	.....	0.....	16.....	4.....
8. 2009.....	38.....	3.....	35.....	22.....	2.....	1.....	0.....	3.....	.....	0.....	24.....	6.....
9. 2010.....	45.....	3.....	42.....	24.....	1.....	1.....	0.....	3.....	.....	0.....	26.....	7.....
10. 2011.....	50.....	4.....	46.....	22.....	1.....	1.....	.....	3.....	.....	0.....	24.....	9.....
11. 2012.....	58.....	5.....	53.....	16.....	2.....	0.....	.....	2.....	.....	0.....	16.....	8.....
12. Totals.....	XXX.....	XXX.....	XXX.....	237.....	13.....	16.....	0.....	26.....	0.....	1.....	266.....	XXX.....

	Losses Unpaid				Defense and Cost Containment Unpaid				Adjusting and Other Unpaid		23 Salvage and Subrogation Anticipated	24 Total Net Losses and Expenses Unpaid	25 Number of Claims Outstanding-Direct and Assumed
	Case Basis		Bulk + IBNR		Case Basis		Bulk + IBNR		21 Direct and Assumed	22 Ceded			
	13 Direct and Assumed	14 Ceded	15 Direct and Assumed	16 Ceded	17 Direct and Assumed	18 Ceded	19 Direct and Assumed	20 Ceded					
1. Prior.....	0.....	.....	0.....	0.....	.....	.....	0.....	0.....	0.....	0.....	0.....	0.....	0.....
2. 2003.....	0.....	.....	0.....	0.....	.....	.....	0.....	0.....	0.....	0.....	0.....	0.....	0.....
3. 2004.....	.....	.....	0.....	0.....	0.....	.....	0.....	0.....	0.....	0.....	0.....	0.....	0.....
4. 2005.....	0.....	.....	0.....	(0).....	0.....	.....	0.....	0.....	0.....	0.....	0.....	0.....	0.....
5. 2006.....	0.....	.....	0.....	0.....	0.....	.....	0.....	0.....	0.....	0.....	0.....	0.....	0.....
6. 2007.....	0.....	.....	0.....	0.....	0.....	.....	0.....	0.....	0.....	0.....	0.....	0.....	0.....
7. 2008.....	0.....	.....	0.....	0.....	0.....	.....	0.....	0.....	0.....	0.....	0.....	1.....	0.....
8. 2009.....	1.....	.....	1.....	.....	0.....	.....	0.....	0.....	0.....	0.....	0.....	2.....	0.....
9. 2010.....	3.....	1.....	2.....	.....	1.....	.....	0.....	1.....	1.....	0.....	0.....	6.....	0.....
10. 2011.....	5.....	0.....	4.....	.....	1.....	.....	1.....	1.....	1.....	0.....	0.....	12.....	0.....
11. 2012.....	11.....	0.....	15.....	.....	1.....	.....	2.....	4.....	4.....	0.....	0.....	31.....	1.....
12. Totals.....	20.....	1.....	22.....	0.....	4.....	0.....	3.....	6.....	0.....	0.....	0.....	54.....	2.....

	Total Losses and Loss Expenses Incurred			Loss and Loss Expense Percentage (Incurred/Premiums Earned)			Nontabular Discount		34 Inter-Company Pooling Participation Percentage	Net Balance Sheet Reserves after Discount	
	26 Direct and Assumed	27 Ceded	28 Net	29 Direct and Assumed	30 Ceded	31 Net	32 Loss	33 Loss Expense		35 Losses Unpaid	36 Loss Expenses Unpaid
1. Prior..	XXX.....	XXX.....	XXX.....	XXX.....	XXX.....	XXX.....	.....	.....	XXX.....	0.....	0.....
2. 2003..	43.....	2.....	41.....	81.4.....	39.8.....	85.9.....	.....	.....	1.00.....	0.....	0.....
3. 2004..	61.....	0.....	61.....	92.6.....	0.1.....	105.1.....	.....	.....	1.00.....	0.....	0.....
4. 2005..	19.....	1.....	18.....	54.9.....	48.3.....	55.5.....	.....	.....	0.10.....	0.....	0.....
5. 2006..	22.....	1.....	21.....	64.8.....	43.2.....	66.9.....	.....	.....	0.10.....	0.....	0.....
6. 2007..	21.....	2.....	19.....	68.0.....	108.1.....	65.2.....	.....	.....	0.10.....	0.....	0.....
7. 2008..	19.....	2.....	17.....	61.0.....	91.3.....	58.9.....	.....	.....	0.10.....	0.....	0.....
8. 2009..	28.....	2.....	27.....	74.6.....	58.5.....	75.8.....	.....	.....	0.10.....	2.....	1.....
9. 2010..	34.....	2.....	33.....	76.0.....	52.7.....	77.8.....	.....	.....	0.10.....	5.....	2.....
10. 2011..	37.....	1.....	36.....	73.8.....	23.5.....	78.1.....	.....	.....	0.10.....	9.....	3.....
11. 2012..	50.....	2.....	48.....	86.5.....	44.3.....	90.2.....	.....	.....	0.10.....	25.....	7.....
12. Totals	XXX.....	XXX.....	XXX.....	XXX.....	XXX.....	XXX.....	0.....	0.....	XXX.....	41.....	13.....

**SCHEDULE P - PART 1D - WORKERS' COMPENSATION  
(EXCLUDING EXCESS WORKERS' COMPENSATION)**

(\$000 omitted)

Years in Which Premiums Were Earned and Losses Were Incurred	Premiums Earned			Loss and Loss Expense Payments								12 Number of Claims Reported- Direct and Assumed
	1 Direct and Assumed	2 Ceded	3 Net (Cols. 1 - 2)	Loss Payments		Defense and Cost Containment Payments		Adjusting and Other Payments		10 Salvage and Subrogation Received	11 Total Net Paid (Cols. 4 - 5 + 6 - 7 + 8 - 9)	
				4 Direct and Assumed	5 Ceded	6 Direct and Assumed	7 Ceded	8 Direct and Assumed	9 Ceded			
1. Prior.....	XXX	XXX	XXX	0	0	0	0				0	XXX
2. 2003.....			0								0	
3. 2004.....			0								0	
4. 2005.....			0								0	
5. 2006.....			0								0	
6. 2007.....			0								0	
7. 2008.....			0								0	
8. 2009.....			0								0	
9. 2010.....			0								0	
10. 2011.....			0								0	
11. 2012.....			0								0	
12. Totals....	XXX	XXX	XXX	0	0	0	0	0	0	0	0	XXX

	Losses Unpaid				Defense and Cost Containment Unpaid				Adjusting and Other Unpaid		23 Salvage and Subrogation Anticipated	24 Total Net Losses and Expenses Unpaid	25 Number of Claims Outstanding- Direct and Assumed
	Case Basis		Bulk + IBNR		Case Basis		Bulk + IBNR		21	22			
	13 Direct and Assumed	14 Ceded	15 Direct and Assumed	16 Ceded	17 Direct and Assumed	18 Ceded	19 Direct and Assumed	20 Ceded	Direct and Assumed	Ceded			
1. Prior.....	2	2	1	1			0	0	0	0		0	
2. 2003.....												0	
3. 2004.....												0	
4. 2005.....												0	
5. 2006.....												0	
6. 2007.....												0	
7. 2008.....												0	
8. 2009.....												0	
9. 2010.....												0	
10. 2011.....												0	
11. 2012.....												0	
12. Totals....	2	2	1	1	0	0	0	0	0	0	0	0	0

	Total Losses and Loss Expenses Incurred			Loss and Loss Expense Percentage (Incurred/Premiums Earned)			Nontabular Discount		34 Inter- Company Pooling Participation Percentage	Net Balance Sheet Reserves after Discount	
	26 Direct and Assumed	27 Ceded	28 Net	29 Direct and Assumed	30 Ceded	31 Net	32 Loss	33 Loss Expense		35 Losses Unpaid	36 Loss Expenses Unpaid
1. Prior.....	XXX	XXX	XXX	XXX	XXX	XXX			XXX	0	0
2. 2003.....	0	0	0	0.0	0.0	0.0			1.00	0	0
3. 2004.....	0	0	0	0.0	0.0	0.0			1.00	0	0
4. 2005.....	0	0	0	0.0	0.0	0.0			0.10	0	0
5. 2006.....	0	0	0	0.0	0.0	0.0			0.10	0	0
6. 2007.....	0	0	0	0.0	0.0	0.0			0.10	0	0
7. 2008.....	0	0	0	0.0	0.0	0.0			0.10	0	0
8. 2009.....	0	0	0	0.0	0.0	0.0			0.10	0	0
9. 2010.....	0	0	0	0.0	0.0	0.0			0.10	0	0
10. 2011.....	0	0	0	0.0	0.0	0.0			0.10	0	0
11. 2012.....	0	0	0	0.0	0.0	0.0			0.10	0	0
12. Totals....	XXX	XXX	XXX	XXX	XXX	XXX	0	0	XXX	0	0

**Sch. P-Pt. 1E  
NONE**

**Sch. P-Pt. 1F-Sn. 1  
NONE**

**Sch. P-Pt. 1F-Sn. 2  
NONE**

**Sch. P-Pt. 1G  
NONE**

**SCHEDULE P - PART 1H - SECTION 1 - OTHER LIABILITY - OCCURRENCE**

(\$000 omitted)

Years in Which Premiums Were Earned and Losses Were Incurred	Premiums Earned			Loss and Loss Expense Payments							12 Number of Claims Reported-Direct and Assumed	
	1 Direct and Assumed	2 Ceded	3 Net (Cols. 1 - 2)	Loss Payments		Defense and Cost Containment Payments		Adjusting and Other Payments		10 Salvage and Subrogation Received		11 Total Net Paid (Cols. 4 - 5 + 6 - 7 + 8 - 9)
				4 Direct and Assumed	5 Ceded	6 Direct and Assumed	7 Ceded	8 Direct and Assumed	9 Ceded			
1. Prior.....	XXX	XXX	XXX	0		0					0	XXX
2. 2003.....			0								0	
3. 2004.....			0	(1)							(1)	
4. 2005.....			0	1		0					1	
5. 2006.....			0	0							0	
6. 2007.....			0								0	
7. 2008.....			0								0	
8. 2009.....			0								0	
9. 2010.....			0								0	
10. 2011.....			0								0	
11. 2012.....			0								0	
12. Totals.....	XXX	XXX	XXX	0	0	0	0	0	0	0	0	XXX

	Losses Unpaid				Defense and Cost Containment Unpaid				Adjusting and Other Unpaid		23 Salvage and Subrogation Anticipated	24 Total Net Losses and Expenses Unpaid	25 Number of Claims Outstanding-Direct and Assumed
	Case Basis		Bulk + IBNR		Case Basis		Bulk + IBNR		21 Direct and Assumed	22 Ceded			
	13 Direct and Assumed	14 Ceded	15 Direct and Assumed	16 Ceded	17 Direct and Assumed	18 Ceded	19 Direct and Assumed	20 Ceded					
1. Prior.....	0		0		0							0	
2. 2003.....			0									0	
3. 2004.....			0									0	
4. 2005.....												0	
5. 2006.....												0	
6. 2007.....												0	
7. 2008.....												0	
8. 2009.....												0	
9. 2010.....												0	
10. 2011.....												0	
11. 2012.....												0	
12. Totals.....	0	0	0	0	0	0	0	0	0	0	0	0	0

	Total Losses and Loss Expenses Incurred			Loss and Loss Expense Percentage (Incurred/Premiums Earned)			Nontabular Discount		34 Inter-Company Pooling Participation Percentage	Net Balance Sheet Reserves after Discount	
	26 Direct and Assumed	27 Ceded	28 Net	29 Direct and Assumed	30 Ceded	31 Net	32 Loss	33 Loss Expense		35 Losses Unpaid	36 Loss Expenses Unpaid
1. Prior.....	XXX	XXX	XXX	XXX	XXX	XXX			XXX	0	0
2. 2003.....	0	0	0	0.0	0.0	0.0			1.00	0	0
3. 2004.....	(1)	0	(1)	0.0	0.0	0.0			1.00	0	0
4. 2005.....	1	0	1	0.0	0.0	0.0			0.10	0	0
5. 2006.....	0	0	0	0.0	0.0	0.0			0.10	0	0
6. 2007.....	0	0	0	0.0	0.0	0.0			0.10	0	0
7. 2008.....	0	0	0	0.0	0.0	0.0			0.10	0	0
8. 2009.....	0	0	0	0.0	0.0	0.0			0.10	0	0
9. 2010.....	0	0	0	0.0	0.0	0.0			0.10	0	0
10. 2011.....	0	0	0	0.0	0.0	0.0			0.10	0	0
11. 2012.....	0	0	0	0.0	0.0	0.0			0.10	0	0
12. Totals.....	XXX	XXX	XXX	XXX	XXX	XXX	0	0	XXX	0	0

**SCHEDULE P - PART 1H - SECTION 2 - OTHER LIABILITY - CLAIMS-MADE**

(\$000 omitted)

Years in Which Premiums Were Earned and Losses Were Incurred	Premiums Earned			Loss and Loss Expense Payments								12 Number of Claims Reported-Direct and Assumed
	1 Direct and Assumed	2 Ceded	3 Net (Cols. 1 - 2)	Loss Payments		Defense and Cost Containment Payments		Adjusting and Other Payments		10 Salvage and Subrogation Received	11 Total Net Paid (Cols. 4 - 5 + 6 - 7 + 8 - 9)	
				4 Direct and Assumed	5 Ceded	6 Direct and Assumed	7 Ceded	8 Direct and Assumed	9 Ceded			
1. Prior.....	XXX	XXX	XXX								0	XXX
2. 2003.....			.0								0	
3. 2004.....			.0								0	
4. 2005.....			.0								0	
5. 2006.....			.0								0	
6. 2007.....			.0								0	
7. 2008.....			.0								0	
8. 2009.....			.0								0	
9. 2010.....			.0								0	
10. 2011.....			.0								0	
11. 2012.....			.0								0	
12. Totals.....	XXX	XXX	XXX	0	0	0	0	0	0	0	0	XXX

	Losses Unpaid				Defense and Cost Containment Unpaid				Adjusting and Other Unpaid		23 Salvage and Subrogation Anticipated	24 Total Net Losses and Expenses Unpaid	25 Number of Claims Outstanding-Direct and Assumed
	Case Basis		Bulk + IBNR		Case Basis		Bulk + IBNR		21 Direct and Assumed	22 Ceded			
	13 Direct and Assumed	14 Ceded	15 Direct and Assumed	16 Ceded	17 Direct and Assumed	18 Ceded	19 Direct and Assumed	20 Ceded					
1. Prior.....											0		
2. 2003.....											0		
3. 2004.....											0		
4. 2005.....											0		
5. 2006.....											0		
6. 2007.....											0		
7. 2008.....											0		
8. 2009.....											0		
9. 2010.....											0		
10. 2011.....											0		
11. 2012.....											0		
12. Totals.....	0	0	0	0	0	0	0	0	0	0	0	0	

**NONE**

	Total Losses and Loss Expenses Incurred			Loss and Loss Expense Percentage (Incurred/Premiums Earned)			Nontabular Discount		34 Inter-Company Pooling Participation Percentage	Net Balance Sheet Reserves after Discount	
	26 Direct and Assumed	27 Ceded	28 Net	29 Direct and Assumed	30 Ceded	31 Net	32 Loss	33 Loss Expense		35 Losses Unpaid	36 Loss Expenses Unpaid
1. Prior.....	XXX	XXX	XXX	XXX	XXX	XXX			XXX	0	0
2. 2003.....	0	0	0	0.0	0.0	0.0				0	0
3. 2004.....	0	0	0	0.0	0.0	0.0				0	0
4. 2005.....	0	0	0	0.0	0.0	0.0				0	0
5. 2006.....	0	0	0	0.0	0.0	0.0				0	0
6. 2007.....	0	0	0	0.0	0.0	0.0				0	0
7. 2008.....	0	0	0	0.0	0.0	0.0				0	0
8. 2009.....	0	0	0	0.0	0.0	0.0				0	0
9. 2010.....	0	0	0	0.0	0.0	0.0				0	0
10. 2011.....	0	0	0	0.0	0.0	0.0				0	0
11. 2012.....	0	0	0	0.0	0.0	0.0				0	0
12. Totals.....	XXX	XXX	XXX	XXX	XXX	XXX	0	0	XXX	0	0

**SCHEDULE P - PART 11 - SPECIAL PROPERTY (FIRE, ALLIED LINES, INLAND MARINE,  
EARTHQUAKE, BURGLARY AND THEFT)**

(\$000 omitted)

Years in Which Premiums Were Earned and Losses Were Incurred	Premiums Earned			Loss and Loss Expense Payments								12 Number of Claims Reported- Direct and Assumed
	1  Direct and Assumed	2  Ceded	3  Net (Cols. 1 - 2)	Loss Payments		Defense and Cost Containment Payments		Adjusting and Other Payments		10  Salvage and Subrogation Received	11  Total Net Paid (Cols. 4 - 5 + 6 - 7 + 8 - 9)	
				4  Direct and Assumed	5  Ceded	6  Direct and Assumed	7  Ceded	8  Direct and Assumed	9  Ceded			
1. Prior.....	.....XXX.....	.....XXX.....	.....XXX.....	.....0.....	.....0.....	.....0.....	.....0.....	.....0.....	.....0.....	.....0.....	.....0.....	.....XXX.....
2. 2011.....	.....0.....	.....0.....	.....0.....	.....0.....	.....0.....	.....0.....	.....0.....	.....0.....	.....0.....	.....0.....	.....0.....	.....XXX.....
3. 2012.....	.....0.....	.....0.....	.....0.....	.....0.....	.....0.....	.....0.....	.....0.....	.....0.....	.....0.....	.....0.....	.....0.....	.....XXX.....
4. Totals.....	.....XXX.....	.....XXX.....	.....XXX.....	.....0.....	.....0.....	.....0.....	.....0.....	.....0.....	.....0.....	.....0.....	.....0.....	.....XXX.....

	Losses Unpaid				Defense and Cost Containment Unpaid				Adjusting and Other Unpaid		23  Salvage and Subrogation Anticipated	24  Total Net Losses and Expenses Unpaid	25  Number of Claims Outstanding- Direct and Assumed
	Case Basis		Bulk + IBNR		Case Basis		Bulk + IBNR		21  Direct and Assumed	22  Ceded			
	13  Direct and Assumed	14  Ceded	15  Direct and Assumed	16  Ceded	17  Direct and Assumed	18  Ceded	19  Direct and Assumed	20  Ceded					
1. Prior.....	.....0.....	.....0.....	.....0.....	.....0.....	.....0.....	.....0.....	.....0.....	.....0.....	.....0.....	.....0.....	.....0.....	.....0.....	.....0.....
2. 2011.....	.....0.....	.....0.....	.....0.....	.....0.....	.....0.....	.....0.....	.....0.....	.....0.....	.....0.....	.....0.....	.....0.....	.....0.....	.....0.....
3. 2012.....	.....0.....	.....0.....	.....0.....	.....0.....	.....0.....	.....0.....	.....0.....	.....0.....	.....0.....	.....0.....	.....0.....	.....0.....	.....0.....
4. Totals.....	.....0.....	.....0.....	.....0.....	.....0.....	.....0.....	.....0.....	.....0.....	.....0.....	.....0.....	.....0.....	.....0.....	.....0.....	.....0.....

	Total Losses and Loss Expenses Incurred			Loss and Loss Expense Percentage (Incurred/Premiums Earned)			Nontabular Discount		34  Inter-Company Pooling Participation Percentage	Net Balance Sheet Reserves after Discount	
	26  Direct and Assumed	27  Ceded	28  Net	29  Direct and Assumed	30  Ceded	31  Net	32  Loss	33  Loss Expense		35  Losses Unpaid	36  Loss Expenses Unpaid
1. Prior..	.....XXX.....	.....XXX.....	.....XXX.....	.....XXX.....	.....XXX.....	.....XXX.....	.....0.....	.....0.....	.....XXX.....	.....0.....	.....0.....
2. 2011	.....0.....	.....0.....	.....0.....	.....0.0.....	.....0.0.....	.....0.0.....	.....0.....	.....0.....	.....0.10.....	.....0.....	.....0.....
3. 2012	.....0.....	.....0.....	.....0.....	.....0.0.....	.....0.0.....	.....0.0.....	.....0.....	.....0.....	.....0.10.....	.....0.....	.....0.....
4. Totals	.....XXX.....	.....XXX.....	.....XXX.....	.....XXX.....	.....XXX.....	.....XXX.....	.....0.....	.....0.....	.....XXX.....	.....0.....	.....0.....

**SCHEDULE P - PART 1J - AUTO PHYSICAL DAMAGE**

(\$000 omitted)

Years in Which Premiums Were Earned and Losses Were Incurred	Premiums Earned			Loss and Loss Expense Payments							12 Number of Claims Reported-Direct and Assumed	
	1 Direct and Assumed	2 Ceded	3 Net (Cols. 1 - 2)	Loss Payments		Defense and Cost Containment Payments		Adjusting and Other Payments		10 Salvage and Subrogation Received		11 Total Net Paid (Cols. 4 - 5 + 6 - 7 + 8 - 9)
				4 Direct and Assumed	5 Ceded	6 Direct and Assumed	7 Ceded	8 Direct and Assumed	9 Ceded			
1. Prior.....	.....XXX.....	.....XXX.....	.....XXX.....	.....(1).....	.....(0).....	.....1.....	.....0.....	.....0.....	.....0.....	.....2.....	.....0.....	.....XXX.....
2. 2011.....	.....337.....	.....1.....	.....336.....	.....190.....	.....3.....	.....31.....	.....49.....	.....223.....	.....155.....			
3. 2012.....	.....383.....	.....1.....	.....381.....	.....216.....	.....2.....	.....30.....	.....34.....	.....248.....	.....172.....			
4. Totals....	.....XXX.....	.....XXX.....	.....XXX.....	.....405.....	.....(0).....	.....5.....	.....0.....	.....61.....	.....0.....	.....85.....	.....471.....	.....XXX.....

	Losses Unpaid				Defense and Cost Containment Unpaid				Adjusting and Other Unpaid		23 Salvage and Subrogation Anticipated	24 Total Net Losses and Expenses Unpaid	25 Number of Claims Outstanding-Direct and Assumed
	Case Basis		Bulk + IBNR		Case Basis		Bulk + IBNR		21	22			
	13 Direct and Assumed	14 Ceded	15 Direct and Assumed	16 Ceded	17 Direct and Assumed	18 Ceded	19 Direct and Assumed	20 Ceded	Direct and Assumed	Ceded			
1. Prior.....	.....(2).....	.....2.....	.....0.....	.....0.....	.....0.....	.....1.....	.....0.....	.....0.....	.....0.....	.....2.....	.....1.....	.....0.....	
2. 2011.....	.....(2).....	.....1.....	.....0.....	.....0.....	.....0.....	.....1.....	.....1.....	.....1.....	.....2.....	.....2.....	.....1.....	.....0.....	
3. 2012.....	.....(6).....	.....19.....	.....1.....	.....3.....	.....14.....	.....22.....	.....31.....	.....4.....					
4. Totals....	.....(10).....	.....0.....	.....22.....	.....0.....	.....2.....	.....0.....	.....5.....	.....0.....	.....15.....	.....0.....	.....26.....	.....33.....	.....4.....

	Total Losses and Loss Expenses Incurred			Loss and Loss Expense Percentage (Incurred/Premiums Earned)			Nontabular Discount		34 Inter-Company Pooling Participation Percentage	Net Balance Sheet Reserves after Discount	
	26 Direct and Assumed	27 Ceded	28 Net	29 Direct and Assumed	30 Ceded	31 Net	32 Loss	33 Loss Expense		35 Losses Unpaid	36 Loss Expenses Unpaid
1. Prior..	.....XXX.....	.....XXX.....	.....XXX.....	.....XXX.....	.....XXX.....	.....XXX.....	.....	.....	.....XXX.....	.....(0).....	.....1.....
2. 2011	.....224.....	.....0.....	.....224.....	.....66.5.....	.....0.0.....	.....66.7.....	.....	.....	.....0.10.....	.....(1).....	.....2.....
3. 2012	.....279.....	.....0.....	.....279.....	.....72.8.....	.....0.0.....	.....73.1.....	.....	.....	.....0.10.....	.....13.....	.....18.....
4. Totals	.....XXX.....	.....XXX.....	.....XXX.....	.....XXX.....	.....XXX.....	.....XXX.....	.....0.....	.....0.....	.....XXX.....	.....12.....	.....21.....

**Sch. P-Pt. 1K  
NONE**

**Sch. P-Pt. 1L  
NONE**

**Sch. P-Pt. 1M  
NONE**

**Sch. P-Pt. 1N  
NONE**

**Sch. P-Pt. 1O  
NONE**

**Sch. P-Pt. 1P  
NONE**

**Sch. P-Pt. 1R-Sn. 1  
NONE**

**Sch. P-Pt. 1R-Sn. 2  
NONE**

**Sch. P-Pt. 1S  
NONE**

**Sch. P-Pt. 1T  
NONE**

**SCHEDULE P - PART 2A - HOMEOWNERS/FAROWNERS**

Years in Which Losses Were Incurred	Incurred Net Losses and Defense and Cost Containment Expenses Reported at Year End (\$000 omitted)										Development	
	1	2	3	4	5	6	7	8	9	10	11	12
	2003	2004	2005	2006	2007	2008	2009	2010	2011	2012	One Year	Two Year
1. Prior.....			1				1	1	1	2	0	1
2. 2003.....							0	0	0	0	0	0
3. 2004.....	XXX						0	0	0	0	0	0
4. 2005.....	XXX	XXX	3	1	1		0	0	0	0	0	0
5. 2006.....	XXX	XXX	XXX				0				0	0
6. 2007.....	XXX	XXX	XXX	XXX							0	0
7. 2008.....	XXX	XXX	XXX	XXX	XXX						0	0
8. 2009.....	XXX	XXX	XXX	XXX	XXX	XXX					0	0
9. 2010.....	XXX	XXX	XXX	XXX	XXX	XXX	XXX				0	0
10. 2011.....	XXX	XXX	XXX	XXX	XXX	XXX	XXX	XXX			0	XXX
11. 2012.....	XXX	XXX	XXX	XXX	XXX	XXX	XXX	XXX	XXX		XXX	XXX
12. Totals											0	1

**SCHEDULE P - PART 2B - PRIVATE PASSENGER AUTO LIABILITY/MEDICAL**

1. Prior.....	413	457	508	507	515	520	514	514	514	513	(1)	(1)
2. 2003.....	584	570	592	591	590	584	582	581	581	581	0	(0)
3. 2004.....	XXX	879	800	793	790	782	776	774	773	773	(0)	(1)
4. 2005.....	XXX	XXX	361	350	342	330	322	318	315	315	(0)	(2)
5. 2006.....	XXX	XXX	XXX	360	354	338	327	323	320	320	(0)	(3)
6. 2007.....	XXX	XXX	XXX	XXX	412	416	403	392	388	384	(4)	(8)
7. 2008.....	XXX	XXX	XXX	XXX	XXX	371	367	350	346	344	(2)	(6)
8. 2009.....	XXX	XXX	XXX	XXX	XXX	XXX	358	337	336	335	(1)	(2)
9. 2010.....	XXX	XXX	XXX	XXX	XXX	XXX	XXX	387	402	406	4	19
10. 2011.....	XXX	XXX	XXX	XXX	XXX	XXX	XXX	XXX	427	455	29	XXX
11. 2012.....	XXX	XXX	XXX	XXX	XXX	XXX	XXX	XXX	XXX	524	XXX	XXX
12. Totals											24	(4)

**SCHEDULE P - PART 2C - COMMERCIAL AUTO/TRUCK LIABILITY/MEDICAL**

1. Prior.....	47	48	48	49	48	58	59	59	59	59	(0)	(0)
2. 2003.....	34	39	40	41	39	38	39	38	38	38	0	(0)
3. 2004.....	XXX	53	56	56	56	57	56	56	56	56	(0)	(0)
4. 2005.....	XXX	XXX	19	23	19	16	16	16	15	15	(0)	(0)
5. 2006.....	XXX	XXX	XXX	25	24	23	20	19	18	18	(0)	(0)
6. 2007.....	XXX	XXX	XXX	XXX	22	19	18	17	17	16	(0)	(1)
7. 2008.....	XXX	XXX	XXX	XXX	XXX	20	18	15	15	15	(1)	(1)
8. 2009.....	XXX	XXX	XXX	XXX	XXX	XXX	30	27	26	24	(2)	(3)
9. 2010.....	XXX	XXX	XXX	XXX	XXX	XXX	XXX	35	33	29	(3)	(5)
10. 2011.....	XXX	XXX	XXX	XXX	XXX	XXX	XXX	XXX	33	32	(1)	XXX
11. 2012.....	XXX	XXX	XXX	XXX	XXX	XXX	XXX	XXX	XXX	42	XXX	XXX
12. Totals											(7)	(11)

**SCHEDULE P - PART 2D - WORKERS' COMPENSATION  
(EXCLUDING EXCESS WORKERS' COMPENSATION)**

1. Prior.....											0	0
2. 2003.....											0	0
3. 2004.....	XXX										0	0
4. 2005.....	XXX	XXX									0	0
5. 2006.....	XXX	XXX	XXX								0	0
6. 2007.....	XXX	XXX	XXX	XXX							0	0
7. 2008.....	XXX	XXX	XXX	XXX	XXX						0	0
8. 2009.....	XXX	XXX	XXX	XXX	XXX	XXX					0	0
9. 2010.....	XXX	XXX	XXX	XXX	XXX	XXX	XXX				0	0
10. 2011.....	XXX	XXX	XXX	XXX	XXX	XXX	XXX	XXX			0	XXX
11. 2012.....	XXX	XXX	XXX	XXX	XXX	XXX	XXX	XXX	XXX		XXX	XXX
12. Totals											0	0

**SCHEDULE P - PART 2E - COMMERCIAL MULTIPLE PERIL**

1. Prior.....											0	0
2. 2003.....											0	0
3. 2004.....	XXX										0	0
4. 2005.....	XXX	XXX									0	0
5. 2006.....	XXX	XXX	XXX								0	0
6. 2007.....	XXX	XXX	XXX	XXX							0	0
7. 2008.....	XXX	XXX	XXX	XXX	XXX						0	0
8. 2009.....	XXX	XXX	XXX	XXX	XXX	XXX					0	0
9. 2010.....	XXX	XXX	XXX	XXX	XXX	XXX	XXX				0	0
10. 2011.....	XXX	XXX	XXX	XXX	XXX	XXX	XXX	XXX			0	XXX
11. 2012.....	XXX	XXX	XXX	XXX	XXX	XXX	XXX	XXX	XXX		XXX	XXX
12. Totals											0	0

**SCHEDULE P - PART 2F - SECTION 1 - MEDICAL PROFESSIONAL LIABILITY - OCCURRENCE**

Years in Which Losses Were Incurred	Incurred Net Losses and Defense and Cost Containment Expenses Reported at Year End (\$000 omitted)										Development	
	1	2	3	4	5	6	7	8	9	10	11	12
	2003	2004	2005	2006	2007	2008	2009	2010	2011	2012	One Year	Two Year
1. Prior.....											0	0
2. 2003.....											0	0
3. 2004.....	XXX										0	0
4. 2005.....	XXX	XXX									0	0
5. 2006.....	XXX	XXX	XXX								0	0
6. 2007.....	XXX	XXX	XXX	XXX							0	0
7. 2008.....	XXX	XXX	XXX	XXX	XXX						0	0
8. 2009.....	XXX	XXX	XXX	XXX	XXX	XXX					0	0
9. 2010.....	XXX	XXX	XXX	XXX	XXX	XXX	XXX				0	0
10. 2011.....	XXX	XXX	XXX	XXX	XXX	XXX	XXX	XXX			0	XXX
11. 2012.....	XXX	XXX	XXX	XXX	XXX	XXX	XXX	XXX	XXX		XXX	XXX
<b>12. Totals</b>											0	0

**SCHEDULE P - PART 2F - SECTION 2 - MEDICAL PROFESSIONAL LIABILITY - CLAIMS-MADE**

1. Prior.....											0	0
2. 2003.....											0	0
3. 2004.....	XXX										0	0
4. 2005.....	XXX	XXX									0	0
5. 2006.....	XXX	XXX	XXX								0	0
6. 2007.....	XXX	XXX	XXX	XXX							0	0
7. 2008.....	XXX	XXX	XXX	XXX	XXX						0	0
8. 2009.....	XXX	XXX	XXX	XXX	XXX	XXX					0	0
9. 2010.....	XXX	XXX	XXX	XXX	XXX	XXX	XXX				0	0
10. 2011.....	XXX	XXX	XXX	XXX	XXX	XXX	XXX	XXX			0	XXX
11. 2012.....	XXX	XXX	XXX	XXX	XXX	XXX	XXX	XXX	XXX		XXX	XXX
<b>12. Totals</b>											0	0

**SCHEDULE P - PART 2G - SPECIAL LIABILITY (OCEAN MARINE, AIRCRAFT (ALL PERILS), BOILER & MACHINERY)**

1. Prior.....											0	0
2. 2003.....											0	0
3. 2004.....	XXX										0	0
4. 2005.....	XXX	XXX									0	0
5. 2006.....	XXX	XXX	XXX								0	0
6. 2007.....	XXX	XXX	XXX	XXX							0	0
7. 2008.....	XXX	XXX	XXX	XXX	XXX						0	0
8. 2009.....	XXX	XXX	XXX	XXX	XXX	XXX					0	0
9. 2010.....	XXX	XXX	XXX	XXX	XXX	XXX	XXX				0	0
10. 2011.....	XXX	XXX	XXX	XXX	XXX	XXX	XXX	XXX			0	XXX
11. 2012.....	XXX	XXX	XXX	XXX	XXX	XXX	XXX	XXX	XXX		XXX	XXX
<b>12. Totals</b>											0	0

**SCHEDULE P - PART 2H - SECTION 1 - OTHER LIABILITY - OCCURRENCE**

1. Prior.....								0	0	0	0	0	0
2. 2003.....								0	0	0	0	0	0
3. 2004.....	XXX							(1)	(1)	(1)	(1)	0	0
4. 2005.....	XXX	XXX						1	1	1	1	0	0
5. 2006.....	XXX	XXX	XXX					0	0	0	0	0	0
6. 2007.....	XXX	XXX	XXX	XXX							0	0	0
7. 2008.....	XXX	XXX	XXX	XXX	XXX						0	0	0
8. 2009.....	XXX	XXX	XXX	XXX	XXX	XXX					0	0	0
9. 2010.....	XXX	XXX	XXX	XXX	XXX	XXX	XXX				0	0	0
10. 2011.....	XXX	XXX	XXX	XXX	XXX	XXX	XXX	XXX			0	XXX	0
11. 2012.....	XXX	XXX	XXX	XXX	XXX	XXX	XXX	XXX	XXX		XXX	XXX	0
<b>12. Totals</b>											0	0	

**SCHEDULE P - PART 2H - SECTION 2 - OTHER LIABILITY - CLAIMS-MADE**

1. Prior.....											0	0
2. 2003.....											0	0
3. 2004.....	XXX										0	0
4. 2005.....	XXX	XXX									0	0
5. 2006.....	XXX	XXX	XXX								0	0
6. 2007.....	XXX	XXX	XXX	XXX							0	0
7. 2008.....	XXX	XXX	XXX	XXX	XXX						0	0
8. 2009.....	XXX	XXX	XXX	XXX	XXX	XXX					0	0
9. 2010.....	XXX	XXX	XXX	XXX	XXX	XXX	XXX				0	0
10. 2011.....	XXX	XXX	XXX	XXX	XXX	XXX	XXX	XXX			0	XXX
11. 2012.....	XXX	XXX	XXX	XXX	XXX	XXX	XXX	XXX	XXX		XXX	XXX
<b>12. Totals</b>											0	0

**SCHEDULE P - PART 2I - SPECIAL PROPERTY (FIRE, ALLIED LINES, INLAND MARINE, EARTHQUAKE, BURGLARY AND THEFT)**

Years in Which Losses Were Incurred	Incurred Net Losses and Defense and Cost Containment Expenses Reported at Year End (\$000 omitted)										Development	
	1	2	3	4	5	6	7	8	9	10	11	12
	2003	2004	2005	2006	2007	2008	2009	2010	2011	2012	One Year	Two Year
1. Prior.....	XXX	XXX	XXX	XXX	XXX	XXX	XXX	0	0	0	0	0
2. 2011.....	XXX	XXX	XXX	XXX	XXX	XXX	XXX	XXX			0	XXX
3. 2012.....	XXX	XXX	XXX	XXX	XXX	XXX	XXX	XXX	XXX		XXX	XXX
4. Totals											0	0

**SCHEDULE P - PART 2J - AUTO PHYSICAL DAMAGE**

1. Prior.....	XXX	XXX	XXX	XXX	XXX	XXX	XXX	13	12	12	(0)	(1)
2. 2011.....	XXX	XXX	XXX	XXX	XXX	XXX	XXX	XXX	197	193	(4)	XXX
3. 2012.....	XXX	XXX	XXX	XXX	XXX	XXX	XXX	XXX	XXX	235	XXX	XXX
4. Totals											(4)	(1)

**SCHEDULE P - PART 2K - FIDELITY/SURETY**

1. Prior.....	XXX	XXX	XXX	XXX	XXX	XXX	XXX				0	0
2. 2011.....	XXX	XXX	XXX	XXX	XXX	XXX	XXX	XXX			0	XXX
3. 2012.....	XXX	XXX	XXX	XXX	XXX	XXX	XXX	XXX	XXX		XXX	XXX
4. Totals											0	0

**NONE**

**SCHEDULE P - PART 2L - OTHER (INCLUDING CREDIT, ACCIDENT AND HEALTH)**

1. Prior.....	XXX	XXX	XXX	XXX	XXX	XXX	XXX				0	0
2. 2011.....	XXX	XXX	XXX	XXX	XXX	XXX	XXX	XXX			0	XXX
3. 2012.....	XXX	XXX	XXX	XXX	XXX	XXX	XXX	XXX	XXX		XXX	XXX
4. Totals											0	0

**NONE**

**SCHEDULE P - PART 2M - INTERNATIONAL**

1. Prior.....											0	0
2. 2003.....											0	0
3. 2004.....	XXX										0	0
4. 2005.....	XXX	XXX									0	0
5. 2006.....	XXX	XXX	XXX								0	0
6. 2007.....	XXX	XXX	XXX	XXX							0	0
7. 2008.....	XXX	XXX	XXX	XXX	XXX						0	0
8. 2009.....	XXX	XXX	XXX	XXX	XXX	XXX					0	0
9. 2010.....	XXX	XXX	XXX	XXX	XXX	XXX	XXX				0	0
10. 2011.....	XXX	XXX	XXX	XXX	XXX	XXX	XXX	XXX			0	XXX
11. 2012.....	XXX	XXX	XXX	XXX	XXX	XXX	XXX	XXX	XXX		XXX	XXX
12. Totals											0	0

**NONE**

**Sch. P-Pt. 2N  
NONE**

**Sch. P-Pt. 2O  
NONE**

**Sch. P-Pt. 2P  
NONE**

**Sch. P-Pt. 2R-Sn. 1  
NONE**

**Sch. P-Pt. 2R-Sn. 2  
NONE**

**Sch. P-Pt. 2S  
NONE**

**Sch. P-Pt. 2T  
NONE**

**SCHEDULE P - PART 3A - HOMEOWNERS/FARMOWNERS**

Years in Which Losses Were Incurred	Cumulative Paid Net Losses and Defense and Cost Containment Expenses Reported at Year End (\$000 omitted)										11 Number of Claims Closed With Loss Payment	12 Number of Claims Closed Without Loss Payment
	1 2003	2 2004	3 2005	4 2006	5 2007	6 2008	7 2009	8 2010	9 2011	10 2012		
1. Prior.....	000						0	1	1	1	0	(0)
2. 2003.....							0	0	0	0	0	
3. 2004.....	XXX						0	0	0	0	0	
4. 2005.....	XXX	XXX					0	0	0	0	0	
5. 2006.....	XXX	XXX	XXX									
6. 2007.....	XXX	XXX	XXX	XXX								
7. 2008.....	XXX	XXX	XXX	XXX	XXX							
8. 2009.....	XXX	XXX	XXX	XXX	XXX	XXX						
9. 2010.....	XXX	XXX	XXX	XXX	XXX	XXX	XXX					
10. 2011.....	XXX	XXX	XXX	XXX	XXX	XXX	XXX	XXX				
11. 2012.....	XXX	XXX	XXX	XXX	XXX	XXX	XXX	XXX	XXX			

**SCHEDULE P - PART 3B - PRIVATE PASSENGER AUTO LIABILITY/MEDICAL**

1. Prior.....	000	231	423	466	481	505	507	509	510	511	142	103
2. 2003.....	190	371	536	564	574	578	580	580	580	581	129	116
3. 2004.....	XXX	317	702	744	763	769	771	772	772	772	143	145
4. 2005.....	XXX	XXX	137	255	295	308	313	314	315	315	80	70
5. 2006.....	XXX	XXX	XXX	146	261	300	311	315	318	318	79	69
6. 2007.....	XXX	XXX	XXX	XXX	178	326	362	375	380	382	95	79
7. 2008.....	XXX	XXX	XXX	XXX	XXX	165	285	319	333	338	83	69
8. 2009.....	XXX	XXX	XXX	XXX	XXX	XXX	154	271	310	323	82	64
9. 2010.....	XXX	XXX	XXX	XXX	XXX	XXX	XXX	182	333	375	93	75
10. 2011.....	XXX	XXX	XXX	XXX	XXX	XXX	XXX	XXX	202	376	99	83
11. 2012.....	XXX	XXX	XXX	XXX	XXX	XXX	XXX	XXX	XXX	247	82	91

**SCHEDULE P - PART 3C - COMMERCIAL AUTO/TRUCK LIABILITY/MEDICAL**

1. Prior.....	000	25	44	48	48	58	59	59	59	59	(3)	3
2. 2003.....	8	17	34	37	38	38	38	38	38	38	3	2
3. 2004.....	XXX	6	48	51	54	55	56	56	56	56	3	2
4. 2005.....	XXX	XXX	5	11	13	14	15	15	15	15	3	1
5. 2006.....	XXX	XXX	XXX	7	13	16	17	18	18	18	3	1
6. 2007.....	XXX	XXX	XXX	XXX	6	11	13	15	16	16	3	1
7. 2008.....	XXX	XXX	XXX	XXX	XXX	6	11	13	14	14	3	1
8. 2009.....	XXX	XXX	XXX	XXX	XXX	XXX	9	17	21	21	3	2
9. 2010.....	XXX	XXX	XXX	XXX	XXX	XXX	XXX	10	19	24	4	2
10. 2011.....	XXX	XXX	XXX	XXX	XXX	XXX	XXX	XXX	11	22	5	3
11. 2012.....	XXX	XXX	XXX	XXX	XXX	XXX	XXX	XXX	XXX	15	4	3

**SCHEDULE P - PART 3D - WORKERS' COMPENSATION  
(EXCLUDING EXCESS WORKERS' COMPENSATION)**

1. Prior.....	000										(0)	0
2. 2003.....												
3. 2004.....	XXX											
4. 2005.....	XXX	XXX										
5. 2006.....	XXX	XXX	XXX									
6. 2007.....	XXX	XXX	XXX	XXX								
7. 2008.....	XXX	XXX	XXX	XXX	XXX							
8. 2009.....	XXX	XXX	XXX	XXX	XXX	XXX						
9. 2010.....	XXX	XXX	XXX	XXX	XXX	XXX	XXX					
10. 2011.....	XXX	XXX	XXX	XXX	XXX	XXX	XXX	XXX				
11. 2012.....	XXX	XXX	XXX	XXX	XXX	XXX	XXX	XXX	XXX			

**SCHEDULE P - PART 3E - COMMERCIAL MULTIPLE PERIL**

1. Prior.....	000											
2. 2003.....												
3. 2004.....	XXX											
4. 2005.....	XXX	XXX										
5. 2006.....	XXX	XXX	XXX									
6. 2007.....	XXX	XXX	XXX	XXX								
7. 2008.....	XXX	XXX	XXX	XXX	XXX							
8. 2009.....	XXX	XXX	XXX	XXX	XXX	XXX						
9. 2010.....	XXX	XXX	XXX	XXX	XXX	XXX	XXX					
10. 2011.....	XXX	XXX	XXX	XXX	XXX	XXX	XXX	XXX				
11. 2012.....	XXX	XXX	XXX	XXX	XXX	XXX	XXX	XXX	XXX			

**NONE**

**SCHEDULE P - PART 3F - SECTION 1 - MEDICAL PROFESSIONAL LIABILITY - OCCURRENCE**

Years in Which Losses Were Incurred	Cumulative Paid Net Losses and Defense and Cost Containment Expenses Reported at Year End (\$000 omitted)										11 Number of Claims Closed With Loss Payment	12 Number of Claims Closed Without Loss Payment
	1 2003	2 2004	3 2005	4 2006	5 2007	6 2008	7 2009	8 2010	9 2011	10 2012		
1. Prior.....	000											
2. 2003.....												
3. 2004.....	XXX											
4. 2005.....	XXX	XXX										
5. 2006.....	XXX	XXX	XXX									
6. 2007.....	XXX	XXX	XXX	XXX								
7. 2008.....	XXX	XXX	XXX	XXX	XXX							
8. 2009.....	XXX	XXX	XXX	XXX	XXX	XXX						
9. 2010.....	XXX	XXX	XXX	XXX	XXX	XXX	XXX					
10. 2011.....	XXX	XXX	XXX	XXX	XXX	XXX	XXX	XXX				
11. 2012.....	XXX	XXX	XXX	XXX	XXX	XXX	XXX	XXX	XXX			

**NONE**

**SCHEDULE P - PART 3F - SECTION 2 - MEDICAL PROFESSIONAL LIABILITY - CLAIMS-MADE**

1. Prior.....	000											
2. 2003.....												
3. 2004.....	XXX											
4. 2005.....	XXX	XXX										
5. 2006.....	XXX	XXX	XXX									
6. 2007.....	XXX	XXX	XXX	XXX								
7. 2008.....	XXX	XXX	XXX	XXX	XXX							
8. 2009.....	XXX	XXX	XXX	XXX	XXX	XXX						
9. 2010.....	XXX	XXX	XXX	XXX	XXX	XXX	XXX					
10. 2011.....	XXX	XXX	XXX	XXX	XXX	XXX	XXX	XXX				
11. 2012.....	XXX	XXX	XXX	XXX	XXX	XXX	XXX	XXX	XXX			

**NONE**

**SCHEDULE P - PART 3G - SPECIAL LIABILITY (OCEAN MARINE, AIRCRAFT (ALL PERILS), BOILER AND MACHINERY)**

1. Prior.....	000										XXX	XXX
2. 2003.....											XXX	XXX
3. 2004.....	XXX										XXX	XXX
4. 2005.....	XXX	XXX									XXX	XXX
5. 2006.....	XXX	XXX	XXX								XXX	XXX
6. 2007.....	XXX	XXX	XXX	XXX							XXX	XXX
7. 2008.....	XXX	XXX	XXX	XXX	XXX						XXX	XXX
8. 2009.....	XXX	XXX	XXX	XXX	XXX	XXX					XXX	XXX
9. 2010.....	XXX	XXX	XXX	XXX	XXX	XXX	XXX				XXX	XXX
10. 2011.....	XXX	XXX	XXX	XXX	XXX	XXX	XXX	XXX			XXX	XXX
11. 2012.....	XXX	XXX	XXX	XXX	XXX	XXX	XXX	XXX	XXX	XXX	XXX	XXX

**NONE**

**SCHEDULE P - PART 3H - SECTION 1 - OTHER LIABILITY - OCCURRENCE**

1. Prior.....	000		(1)				(0)	0	0	0	(0)	(0)
2. 2003.....												
3. 2004.....	XXX		(1)	(1)	(1)	(1)	(1)	(1)	(1)	(1)	(1)	(1)
4. 2005.....	XXX	XXX			1	1	1	1	1	1	1	1
5. 2006.....	XXX	XXX	XXX				0	0	0	0	0	0
6. 2007.....	XXX	XXX	XXX	XXX								
7. 2008.....	XXX	XXX	XXX	XXX	XXX							
8. 2009.....	XXX	XXX	XXX	XXX	XXX	XXX						
9. 2010.....	XXX	XXX	XXX	XXX	XXX	XXX	XXX					
10. 2011.....	XXX	XXX	XXX	XXX	XXX	XXX	XXX	XXX				
11. 2012.....	XXX	XXX	XXX	XXX	XXX	XXX	XXX	XXX	XXX	XXX		

**SCHEDULE P - PART 3H - SECTION 2 - OTHER LIABILITY - CLAIMS-MADE**

1. Prior.....	000											
2. 2003.....												
3. 2004.....	XXX											
4. 2005.....	XXX	XXX										
5. 2006.....	XXX	XXX	XXX									
6. 2007.....	XXX	XXX	XXX	XXX								
7. 2008.....	XXX	XXX	XXX	XXX	XXX							
8. 2009.....	XXX	XXX	XXX	XXX	XXX	XXX						
9. 2010.....	XXX	XXX	XXX	XXX	XXX	XXX	XXX					
10. 2011.....	XXX	XXX	XXX	XXX	XXX	XXX	XXX	XXX				
11. 2012.....	XXX	XXX	XXX	XXX	XXX	XXX	XXX	XXX	XXX			

**NONE**

**SCHEDULE P - PART 3I - SPECIAL PROPERTY (FIRE, ALLIED LINES, INLAND MARINE, EARTHQUAKE, BURGLARY AND THEFT)**

Years in Which Losses Were Incurred	Cumulative Paid Net Losses and Defense and Containment Expenses Reported at Year End (\$000 omitted)										11 Number of Claims Closed With Loss Payment	12 Number of Claims Closed Without Loss Payment	
	1 2003	2 2004	3 2005	4 2006	5 2007	6 2008	7 2009	8 2010	9 2011	10 2012			
1. Prior.....	XXX	XXX	XXX	XXX	XXX	XXX	XXX	XXX	.000	.0	.0	XXX	XXX
2. 2011.....	XXX	XXX	XXX	XXX	XXX	XXX	XXX	XXX	XXX			XXX	XXX
3. 2012.....	XXX	XXX	XXX	XXX	XXX	XXX	XXX	XXX	XXX	XXX		XXX	XXX

**SCHEDULE P - PART 3J - AUTO PHYSICAL DAMAGE**

1. Prior.....	XXX	XXX	XXX	XXX	XXX	XXX	XXX	XXX	.000	.11	.11	(99)	(75)
2. 2011.....	XXX	XXX	XXX	XXX	XXX	XXX	XXX	XXX	XXX	184	193	102	53
3. 2012.....	XXX	XXX	XXX	XXX	XXX	XXX	XXX	XXX	XXX	XXX	218	106	62

**SCHEDULE P - PART 3K - FIDELITY/SURETY**

1. Prior.....	XXX	XXX	XXX	XXX	XXX	XXX	XXX	XXX	.000			XXX	XXX
2. 2011.....	XXX	XXX	XXX	XXX	XXX	XXX	XXX	XXX	XXX			XXX	XXX
3. 2012.....	XXX	XXX	XXX	XXX	XXX	XXX	XXX	XXX	XXX	XXX		XXX	XXX

**NONE**

**SCHEDULE P - PART 3L - OTHER (INCLUDING CREDIT, ACCIDENT AND HEALTH)**

1. Prior.....	XXX	XXX	XXX	XXX	XXX	XXX	XXX	XXX	.000			XXX	XXX
2. 2011.....	XXX	XXX	XXX	XXX	XXX	XXX	XXX	XXX	XXX			XXX	XXX
3. 2012.....	XXX	XXX	XXX	XXX	XXX	XXX	XXX	XXX	XXX	XXX		XXX	XXX

**NONE**

**SCHEDULE P - PART 3M - INTERNATIONAL**

1. Prior.....	.000											XXX	XXX
2. 2003.....												XXX	XXX
3. 2004.....	XXX											XXX	XXX
4. 2005.....	XXX	XXX										XXX	XXX
5. 2006.....	XXX	XXX	XXX									XXX	XXX
6. 2007.....	XXX	XXX	XXX	XXX								XXX	XXX
7. 2008.....	XXX	XXX	XXX	XXX	XXX							XXX	XXX
8. 2009.....	XXX	XXX	XXX	XXX	XXX	XXX						XXX	XXX
9. 2010.....	XXX	XXX	XXX	XXX	XXX	XXX	XXX					XXX	XXX
10. 2011.....	XXX	XXX	XXX	XXX	XXX	XXX	XXX	XXX				XXX	XXX
11. 2012.....	XXX	XXX	XXX	XXX	XXX	XXX	XXX	XXX	XXX	XXX		XXX	XXX

**NONE**

**Sch. P-Pt. 3N  
NONE**

**Sch. P-Pt. 3O  
NONE**

**Sch. P-Pt. 3P  
NONE**

**Sch. P-Pt. 3R-Sn. 1  
NONE**

**Sch. P-Pt. 3R-Sn. 2  
NONE**

**Sch. P-Pt. 3S  
NONE**

**Sch. P-Pt. 3T  
NONE**

**SCHEDULE P - PART 4A - HOMEOWNERS/FARMOWNERS**

Years in Which Losses Were Incurred	Bulk and IBNR Reserves on Net Losses and Defense and Cost Containment Expenses Reported at Year End (\$000 omitted)									
	1	2	3	4	5	6	7	8	9	10
	2003	2004	2005	2006	2007	2008	2009	2010	2011	2012
1. Prior.....							0			
2. 2003.....										
3. 2004.....	XXX									
4. 2005.....	XXX	XXX	3	1			0			
5. 2006.....	XXX	XXX	XXX				0			
6. 2007.....	XXX	XXX	XXX	XXX						
7. 2008.....	XXX	XXX	XXX	XXX	XXX					
8. 2009.....	XXX	XXX	XXX	XXX	XXX	XXX				
9. 2010.....	XXX	XXX	XXX	XXX	XXX	XXX	XXX			
10. 2011.....	XXX	XXX	XXX	XXX	XXX	XXX	XXX	XXX		
11. 2012.....	XXX	XXX	XXX	XXX	XXX	XXX	XXX	XXX	XXX	

**SCHEDULE P - PART 4B - PRIVATE PASSENGER AUTO LIABILITY/MEDICAL**

1. Prior.....	94	42	27	10	4	4	1	1	0	0
2. 2003.....	195	78	20	9	7	3	1	1	0	0
3. 2004.....	XXX	283	39	14	14	8	3	1	0	0
4. 2005.....	XXX	XXX	90	36	23	14	6	2	0	0
5. 2006.....	XXX	XXX	XXX	89	42	20	9	4	1	1
6. 2007.....	XXX	XXX	XXX	XXX	101	45	23	9	5	1
7. 2008.....	XXX	XXX	XXX	XXX	XXX	94	44	14	7	4
8. 2009.....	XXX	XXX	XXX	XXX	XXX	XXX	98	27	9	5
9. 2010.....	XXX	XXX	XXX	XXX	XXX	XXX	XXX	85	28	9
10. 2011.....	XXX	XXX	XXX	XXX	XXX	XXX	XXX	XXX	103	33
11. 2012.....	XXX	XXX	XXX	XXX	XXX	XXX	XXX	XXX	XXX	142

**SCHEDULE P - PART 4C - COMMERCIAL AUTO/TRUCK LIABILITY/MEDICAL**

1. Prior.....	18	10	2				0	0	0	0
2. 2003.....	14	11	2	3	1		0	0	0	0
3. 2004.....	XXX	42	3	1	1	1	0	0	0	0
4. 2005.....	XXX	XXX	9	6	3	1	0	0	0	0
5. 2006.....	XXX	XXX	XXX	12	6	4	2	0	0	0
6. 2007.....	XXX	XXX	XXX	XXX	11	4	2	1	0	0
7. 2008.....	XXX	XXX	XXX	XXX	XXX	9	4	1	1	0
8. 2009.....	XXX	XXX	XXX	XXX	XXX	XXX	13	4	3	1
9. 2010.....	XXX	XXX	XXX	XXX	XXX	XXX	XXX	15	6	2
10. 2011.....	XXX	XXX	XXX	XXX	XXX	XXX	XXX	XXX	14	4
11. 2012.....	XXX	XXX	XXX	XXX	XXX	XXX	XXX	XXX	XXX	16

**SCHEDULE P - PART 4D - WORKERS' COMPENSATION  
(EXCLUDING EXCESS WORKERS' COMPENSATION)**

1. Prior.....										
2. 2003.....										
3. 2004.....	XXX									
4. 2005.....	XXX	XXX								
5. 2006.....	XXX	XXX	XXX							
6. 2007.....	XXX	XXX	XXX	XXX						
7. 2008.....	XXX	XXX	XXX	XXX	XXX					
8. 2009.....	XXX	XXX	XXX	XXX	XXX	XXX				
9. 2010.....	XXX	XXX	XXX	XXX	XXX	XXX	XXX			
10. 2011.....	XXX	XXX	XXX	XXX	XXX	XXX	XXX	XXX		
11. 2012.....	XXX	XXX	XXX	XXX	XXX	XXX	XXX	XXX	XXX	

**NONE**

**SCHEDULE P - PART 4E - COMMERCIAL MULTIPLE PERIL**

1. Prior.....										
2. 2003.....										
3. 2004.....	XXX									
4. 2005.....	XXX	XXX								
5. 2006.....	XXX	XXX	XXX							
6. 2007.....	XXX	XXX	XXX	XXX						
7. 2008.....	XXX	XXX	XXX	XXX	XXX					
8. 2009.....	XXX	XXX	XXX	XXX	XXX	XXX				
9. 2010.....	XXX	XXX	XXX	XXX	XXX	XXX	XXX			
10. 2011.....	XXX	XXX	XXX	XXX	XXX	XXX	XXX	XXX		
11. 2012.....	XXX	XXX	XXX	XXX	XXX	XXX	XXX	XXX	XXX	

**NONE**

**SCHEDULE P - PART 4F - SECTION 1 - MEDICAL PROFESSIONAL LIABILITY - OCCURRENCE**

Years in Which Losses Were Incurred	Bulk and IBNR Reserves on Net Losses and Defense and Cost Containment Expenses Reported at Year End (\$000 omitted)									
	1	2	3	4	5	6	7	8	9	10
	2003	2004	2005	2006	2007	2008	2009	2010	2011	2012
1. Prior.....										
2. 2003.....										
3. 2004.....	XXX									
4. 2005.....	XXX	XXX								
5. 2006.....	XXX	XXX	XXX							
6. 2007.....	XXX	XXX	XXX	XXX						
7. 2008.....	XXX	XXX	XXX	XXX	XXX					
8. 2009.....	XXX	XXX	XXX	XXX	XXX	XXX				
9. 2010.....	XXX	XXX	XXX	XXX	XXX	XXX	XXX			
10. 2011.....	XXX	XXX	XXX	XXX	XXX	XXX	XXX	XXX		
11. 2012.....	XXX	XXX	XXX	XXX	XXX	XXX	XXX	XXX	XXX	XXX

**NONE**

**SCHEDULE P - PART 4F - SECTION 2 - MEDICAL PROFESSIONAL LIABILITY - CLAIMS-MADE**

1. Prior.....										
2. 2003.....										
3. 2004.....	XXX									
4. 2005.....	XXX	XXX								
5. 2006.....	XXX	XXX	XXX							
6. 2007.....	XXX	XXX	XXX	XXX						
7. 2008.....	XXX	XXX	XXX	XXX	XXX					
8. 2009.....	XXX	XXX	XXX	XXX	XXX	XXX				
9. 2010.....	XXX	XXX	XXX	XXX	XXX	XXX	XXX			
10. 2011.....	XXX	XXX	XXX	XXX	XXX	XXX	XXX	XXX		
11. 2012.....	XXX	XXX	XXX	XXX	XXX	XXX	XXX	XXX	XXX	XXX

**NONE**

**SCHEDULE P - PART 4G - SPECIAL LIABILITY (OCEAN MARINE, AIRCRAFT (ALL PERILS), BOILER AND MACHINERY)**

1. Prior.....										
2. 2003.....										
3. 2004.....	XXX									
4. 2005.....	XXX	XXX								
5. 2006.....	XXX	XXX	XXX							
6. 2007.....	XXX	XXX	XXX	XXX						
7. 2008.....	XXX	XXX	XXX	XXX	XXX					
8. 2009.....	XXX	XXX	XXX	XXX	XXX	XXX				
9. 2010.....	XXX	XXX	XXX	XXX	XXX	XXX	XXX			
10. 2011.....	XXX	XXX	XXX	XXX	XXX	XXX	XXX	XXX		
11. 2012.....	XXX	XXX	XXX	XXX	XXX	XXX	XXX	XXX	XXX	XXX

**NONE**

**SCHEDULE P - PART 4H - SECTION 1 - OTHER LIABILITY - OCCURRENCE**

1. Prior.....								.0	.0	.0	.0
2. 2003.....								.0	.0	.0	.0
3. 2004.....	XXX			1	1	1		.0	.0	.0	.0
4. 2005.....	XXX	XXX						.0			
5. 2006.....	XXX	XXX	XXX								
6. 2007.....	XXX	XXX	XXX	XXX							
7. 2008.....	XXX	XXX	XXX	XXX	XXX						
8. 2009.....	XXX	XXX	XXX	XXX	XXX	XXX					
9. 2010.....	XXX	XXX	XXX	XXX	XXX	XXX	XXX				
10. 2011.....	XXX	XXX	XXX	XXX	XXX	XXX	XXX	XXX			
11. 2012.....	XXX	XXX	XXX	XXX	XXX	XXX	XXX	XXX	XXX	XXX	XXX

**SCHEDULE P - PART 4H - SECTION 2 - OTHER LIABILITY - CLAIMS-MADE**

1. Prior.....										
2. 2003.....										
3. 2004.....	XXX									
4. 2005.....	XXX	XXX								
5. 2006.....	XXX	XXX	XXX							
6. 2007.....	XXX	XXX	XXX	XXX						
7. 2008.....	XXX	XXX	XXX	XXX	XXX					
8. 2009.....	XXX	XXX	XXX	XXX	XXX	XXX				
9. 2010.....	XXX	XXX	XXX	XXX	XXX	XXX	XXX			
10. 2011.....	XXX	XXX	XXX	XXX	XXX	XXX	XXX	XXX		
11. 2012.....	XXX	XXX	XXX	XXX	XXX	XXX	XXX	XXX	XXX	XXX

**NONE**

**SCHEDULE P - PART 4I - SPECIAL PROPERTY (FIRE, ALLIED LINES, INLAND MARINE, EARTHQUAKE, BURGLARY AND THEFT)**

Years in Which Losses Were Incurred	Bulk and IBNR Reserves on Net Losses and Defense and Cost Containment Expenses Reported at Year End (\$000 omitted)									
	1 2003	2 2004	3 2005	4 2006	5 2007	6 2008	7 2009	8 2010	9 2011	10 2012
1. Prior.....	XXX	XXX	XXX	XXX	XXX	XXX	XXX	0	0	0
2. 2011.....	XXX	XXX	XXX	XXX	XXX	XXX	XXX	XXX		
3. 2012.....	XXX	XXX	XXX	XXX	XXX	XXX	XXX	XXX	XXX	

**SCHEDULE P - PART 4J - AUTO PHYSICAL DAMAGE**

1. Prior.....	XXX	XXX	XXX	XXX	XXX	XXX	XXX	23	5	2
2. 2011.....	XXX	XXX	XXX	XXX	XXX	XXX	XXX	XXX	20	2
3. 2012.....	XXX	XXX	XXX	XXX	XXX	XXX	XXX	XXX	XXX	22

**SCHEDULE P - PART 4K - FIDELITY/SURETY**

1. Prior.....	XXX	XXX	XXX	XXX	XXX	XXX	XXX			
2. 2011.....	XXX	XXX	XXX	XXX	XXX	XXX	XXX	XXX		
3. 2012.....	XXX	XXX	XXX	XXX	XXX	XXX	XXX	XXX	XXX	

**NONE**

**SCHEDULE P - PART 4L - OTHER (INCLUDING CREDIT, ACCIDENT AND HEALTH)**

1. Prior.....	XXX	XXX	XXX	XXX	XXX	XXX	XXX			
2. 2011.....	XXX	XXX	XXX	XXX	XXX	XXX	XXX	XXX		
3. 2012.....	XXX	XXX	XXX	XXX	XXX	XXX	XXX	XXX	XXX	

**NONE**

**SCHEDULE P - PART 4M - INTERNATIONAL**

1. Prior.....										
2. 2003.....										
3. 2004.....	XXX									
4. 2005.....	XXX	XXX								
5. 2006.....	XXX	XXX	XXX							
6. 2007.....	XXX	XXX	XXX	XXX						
7. 2008.....	XXX	XXX	XXX	XXX	XXX					
8. 2009.....	XXX	XXX	XXX	XXX	XXX	XXX				
9. 2010.....	XXX	XXX	XXX	XXX	XXX	XXX	XXX			
10. 2011.....	XXX	XXX	XXX	XXX	XXX	XXX	XXX	XXX		
11. 2012.....	XXX	XXX	XXX	XXX	XXX	XXX	XXX	XXX	XXX	

**NONE**

**Sch. P-Pt. 4N  
NONE**

**Sch. P-Pt. 4O  
NONE**

**Sch. P-Pt. 4P  
NONE**

**Sch. P-Pt. 4R-Sn. 1  
NONE**

**Sch. P-Pt. 4R-Sn. 2  
NONE**

**Sch. P-Pt. 4S  
NONE**

**Sch. P-Pt. 4T  
NONE**

**SCHEDULE P - PART 5A - HOMEOWNERS/FARMOWNERS**

**SECTION 1**

Years in Which Premiums Were Earned and Losses Were Incurred	Cumulative Number of Claims Closed with Loss Payment Direct and Assumed at Year End									
	1 2003	2 2004	3 2005	4 2006	5 2007	6 2008	7 2009	8 2010	9 2011	10 2012
1. Prior.....							0	0		0
2. 2003.....							0	0	0	0
3. 2004.....	XXX							0	0	0
4. 2005.....	XXX	XXX						0	0	0
5. 2006.....	XXX	XXX	XXX							
6. 2007.....	XXX	XXX	XXX	XXX						
7. 2008.....	XXX	XXX	XXX	XXX	XXX					
8. 2009.....	XXX	XXX	XXX	XXX	XXX	XXX				
9. 2010.....	XXX	XXX	XXX	XXX	XXX	XXX	XXX			
10. 2011.....	XXX	XXX	XXX	XXX	XXX	XXX	XXX	XXX		
11. 2012.....	XXX	XXX	XXX	XXX	XXX	XXX	XXX	XXX	XXX	

**SECTION 2**

Years in Which Premiums Were Earned and Losses Were Incurred	Number of Claims Outstanding Direct and Assumed at Year End									
	1 2003	2 2004	3 2005	4 2006	5 2007	6 2008	7 2009	8 2010	9 2011	10 2012
1. Prior.....							0	0		
2. 2003.....							0	0		
3. 2004.....	XXX						0	0		
4. 2005.....	XXX	XXX					0	0		
5. 2006.....	XXX	XXX	XXX							
6. 2007.....	XXX	XXX	XXX	XXX						
7. 2008.....	XXX	XXX	XXX	XXX	XXX					
8. 2009.....	XXX	XXX	XXX	XXX	XXX	XXX				
9. 2010.....	XXX	XXX	XXX	XXX	XXX	XXX	XXX			
10. 2011.....	XXX	XXX	XXX	XXX	XXX	XXX	XXX	XXX		
11. 2012.....	XXX	XXX	XXX	XXX	XXX	XXX	XXX	XXX	XXX	

**SECTION 3**

Years in Which Premiums Were Earned and Losses Were Incurred	Cumulative Number of Claims Reported Direct and Assumed at Year End									
	1 2003	2 2004	3 2005	4 2006	5 2007	6 2008	7 2009	8 2010	9 2011	10 2012
1. Prior.....							0		(0)	
2. 2003.....							0	0	0	0
3. 2004.....	XXX						0	0	0	0
4. 2005.....	XXX	XXX					0	0	0	0
5. 2006.....	XXX	XXX	XXX							
6. 2007.....	XXX	XXX	XXX	XXX						
7. 2008.....	XXX	XXX	XXX	XXX	XXX					
8. 2009.....	XXX	XXX	XXX	XXX	XXX	XXX				
9. 2010.....	XXX	XXX	XXX	XXX	XXX	XXX	XXX			
10. 2011.....	XXX	XXX	XXX	XXX	XXX	XXX	XXX	XXX		
11. 2012.....	XXX	XXX	XXX	XXX	XXX	XXX	XXX	XXX	XXX	

**SCHEDULE P - PART 5B - PRIVATE PASSENGER AUTO LIABILITY/MEDICAL****SECTION 1**

Years in Which Premiums Were Earned and Losses Were Incurred	Cumulative Number of Claims Closed with Loss Payment Direct and Assumed at Year End									
	1 2003	2 2004	3 2005	4 2006	5 2007	6 2008	7 2009	8 2010	9 2011	10 2012
1. Prior.....	.63	.18	.6	.2			.0	.0		.0
2. 2003.....	.78	.121	.127	.129	.129	.129	.129	.129	.129	.129
3. 2004.....	XXX	.113	.136	.141	.143	.143	.143	.143	.143	.143
4. 2005.....	XXX	XXX	.50	.74	.79	.80	.80	.80	.80	.80
5. 2006.....	XXX	XXX	XXX	.50	.74	.78	.79	.79	.79	.79
6. 2007.....	XXX	XXX	XXX	XXX	.61	.89	.93	.94	.95	.95
7. 2008.....	XXX	XXX	XXX	XXX	XXX	.55	.78	.81	.82	.83
8. 2009.....	XXX	XXX	XXX	XXX	XXX	XXX	.54	.76	.81	.82
9. 2010.....	XXX	XXX	XXX	XXX	XXX	XXX	XXX	.61	.88	.93
10. 2011.....	XXX	XXX	XXX	XXX	XXX	XXX	XXX	XXX	.70	.99
11. 2012.....	XXX	XXX	XXX	XXX	XXX	XXX	XXX	XXX	XXX	.82

**SECTION 2**

Years in Which Premiums Were Earned and Losses Were Incurred	Number of Claims Outstanding Direct and Assumed at Year End									
	1 2003	2 2004	3 2005	4 2006	5 2007	6 2008	7 2009	8 2010	9 2011	10 2012
1. Prior.....	.29	.12	.3				.0	.0		.0
2. 2003.....	.61	.12	.2	.1			.0	.0		.0
3. 2004.....	XXX	.84	.5	.2	.1		.0	.0		.0
4. 2005.....	XXX	XXX	.17	.5	.2		.0	.0		.0
5. 2006.....	XXX	XXX	XXX	.27	.5	.1	.0	.0		.0
6. 2007.....	XXX	XXX	XXX	XXX	.28	.5	.2	.1		.0
7. 2008.....	XXX	XXX	XXX	XXX	XXX	.24	.4	.1	.1	.0
8. 2009.....	XXX	XXX	XXX	XXX	XXX	XXX	.22	.4	.1	.0
9. 2010.....	XXX	XXX	XXX	XXX	XXX	XXX	XXX	.26	.4	.2
10. 2011.....	XXX	XXX	XXX	XXX	XXX	XXX	XXX	XXX	.26	.5
11. 2012.....	XXX	XXX	XXX	XXX	XXX	XXX	XXX	XXX	XXX	.27

**SECTION 3**

Years in Which Premiums Were Earned and Losses Were Incurred	Cumulative Number of Claims Reported Direct and Assumed at Year End									
	1 2003	2 2004	3 2005	4 2006	5 2007	6 2008	7 2009	8 2010	9 2011	10 2012
1. Prior.....	.26	.4	(.3)	(.1)			.0	.0	(.0)	
2. 2003.....	.225	.248	.245	.246	.245	.245	.245	.245	.245	.245
3. 2004.....	XXX	.331	.286	.288	.289	.288	.288	.288	.288	.288
4. 2005.....	XXX	XXX	.127	.149	.151	.150	.151	.151	.151	.151
5. 2006.....	XXX	XXX	XXX	.136	.148	.148	.149	.149	.149	.149
6. 2007.....	XXX	XXX	XXX	XXX	.160	.173	.174	.174	.175	.175
7. 2008.....	XXX	XXX	XXX	XXX	XXX	.140	.150	.151	.152	.152
8. 2009.....	XXX	XXX	XXX	XXX	XXX	XXX	.135	.145	.146	.146
9. 2010.....	XXX	XXX	XXX	XXX	XXX	XXX	XXX	.156	.168	.170
10. 2011.....	XXX	XXX	XXX	XXX	XXX	XXX	XXX	XXX	.174	.187
11. 2012.....	XXX	XXX	XXX	XXX	XXX	XXX	XXX	XXX	XXX	.200

**SCHEDULE P - PART 5C - COMMERCIAL AUTO/TRUCK LIABILITY/MEDICAL**

**SECTION 1**

Years in Which Premiums Were Earned and Losses Were Incurred	Cumulative Number of Claims Closed with Loss Payment Direct and Assumed at Year End									
	1 2003	2 2004	3 2005	4 2006	5 2007	6 2008	7 2009	8 2010	9 2011	10 2012
1. Prior.....	.....2	.....1					.....0	.....(0)		.....0
2. 2003.....	.....2	.....3	.....3	.....3	.....3	.....3	.....3	.....3	.....3	.....3
3. 2004.....	XXX.....	.....2	.....3	.....3	.....3	.....3	.....3	.....3	.....3	.....3
4. 2005.....	XXX.....	XXX.....	.....2	.....3	.....3	.....3	.....3	.....3	.....3	.....3
5. 2006.....	XXX.....	XXX.....	XXX.....	.....2	.....3	.....3	.....3	.....3	.....3	.....3
6. 2007.....	XXX.....	XXX.....	XXX.....	XXX.....	.....2	.....3	.....3	.....3	.....3	.....3
7. 2008.....	XXX.....	XXX.....	XXX.....	XXX.....	XXX.....	.....2	.....3	.....3	.....3	.....3
8. 2009.....	XXX.....	XXX.....	XXX.....	XXX.....	XXX.....	XXX.....	.....2	.....3	.....3	.....3
9. 2010.....	XXX.....	XXX.....	XXX.....	XXX.....	XXX.....	XXX.....	XXX.....	.....3	.....4	.....4
10. 2011.....	XXX.....	XXX.....	XXX.....	XXX.....	XXX.....	XXX.....	XXX.....	XXX.....	.....4	.....5
11. 2012.....	XXX.....	XXX.....	XXX.....	XXX.....	XXX.....	XXX.....	XXX.....	XXX.....	XXX.....	.....4

**SECTION 2**

Years in Which Premiums Were Earned and Losses Were Incurred	Number of Claims Outstanding Direct and Assumed at Year End									
	1 2003	2 2004	3 2005	4 2006	5 2007	6 2008	7 2009	8 2010	9 2011	10 2012
1. Prior.....	.....1	.....1					.....0			.....0
2. 2003.....	.....1						.....0			.....0
3. 2004.....	XXX.....	.....2					.....0			
4. 2005.....	XXX.....	XXX.....	.....1				.....0			.....0
5. 2006.....	XXX.....	XXX.....	XXX.....	.....1			.....0			.....0
6. 2007.....	XXX.....	XXX.....	XXX.....	XXX.....	.....1		.....0			.....0
7. 2008.....	XXX.....	XXX.....	XXX.....	XXX.....	XXX.....	.....1	.....0			.....0
8. 2009.....	XXX.....	XXX.....	XXX.....	XXX.....	XXX.....	XXX.....	.....1			.....0
9. 2010.....	XXX.....	XXX.....	XXX.....	XXX.....	XXX.....	XXX.....	XXX.....	.....1	.....1	.....0
10. 2011.....	XXX.....	XXX.....	XXX.....	XXX.....	XXX.....	XXX.....	XXX.....	XXX.....	.....1	.....0
11. 2012.....	XXX.....	XXX.....	XXX.....	XXX.....	XXX.....	XXX.....	XXX.....	XXX.....	XXX.....	.....1

**SECTION 3**

Years in Which Premiums Were Earned and Losses Were Incurred	Cumulative Number of Claims Reported Direct and Assumed at Year End									
	1 2003	2 2004	3 2005	4 2006	5 2007	6 2008	7 2009	8 2010	9 2011	10 2012
1. Prior.....		.....1	.....(1)				.....0	.....(0)		
2. 2003.....	.....5	.....5	.....5	.....5	.....5	.....5	.....5	.....5	.....5	.....5
3. 2004.....	XXX.....	.....6	.....5	.....5	.....5	.....5	.....5	.....5	.....5	.....5
4. 2005.....	XXX.....	XXX.....	.....4	.....4	.....4	.....4	.....4	.....4	.....4	.....4
5. 2006.....	XXX.....	XXX.....	XXX.....	.....4	.....4	.....4	.....4	.....4	.....4	.....4
6. 2007.....	XXX.....	XXX.....	XXX.....	XXX.....	.....4	.....4	.....4	.....4	.....4	.....4
7. 2008.....	XXX.....	XXX.....	XXX.....	XXX.....	XXX.....	.....4	.....4	.....4	.....4	.....4
8. 2009.....	XXX.....	XXX.....	XXX.....	XXX.....	XXX.....	XXX.....	.....5	.....6	.....6	.....6
9. 2010.....	XXX.....	XXX.....	XXX.....	XXX.....	XXX.....	XXX.....	XXX.....	.....6	.....7	.....7
10. 2011.....	XXX.....	XXX.....	XXX.....	XXX.....	XXX.....	XXX.....	XXX.....	XXX.....	.....8	.....9
11. 2012.....	XXX.....	XXX.....	XXX.....	XXX.....	XXX.....	XXX.....	XXX.....	XXX.....	XXX.....	.....8

**Sch. P-Pt. 5D-Sn. 1  
NONE**

**Sch. P-Pt. 5D-Sn. 2  
NONE**

**Sch. P-Pt. 5D-Sn. 3  
NONE**

**Sch. P-Pt. 5E-Sn. 1  
NONE**

**Sch. P-Pt. 5E-Sn. 2  
NONE**

**Sch. P-Pt. 5E-Sn. 3  
NONE**

**Sch. P-Pt. 5F-Sn. 1A  
NONE**

**Sch. P-Pt. 5F-Sn. 2A  
NONE**

**Sch. P-Pt. 5F-Sn. 3A  
NONE**

**Sch. P-Pt. 5F-Sn. 1B  
NONE**

**Sch. P-Pt. 5F-Sn. 2B  
NONE**

**Sch. P-Pt. 5F-Sn. 3B  
NONE**

**Sch. P-Pt. 5H-Sn. 1A  
NONE**

**Sch. P-Pt. 5H-Sn. 2A  
NONE**

**Sch. P-Pt. 5H-Sn. 3A  
NONE**

**Sch. P-Pt. 5H-Sn. 1B  
NONE**

**Sch. P-Pt. 5H-Sn. 2B  
NONE**

**Sch. P-Pt. 5H-Sn. 3B  
NONE**

**Sch. P-Pt. 5R-Sn. 1A**  
**NONE**

**Sch. P-Pt. 5R-Sn. 2A**  
**NONE**

**Sch. P-Pt. 5R-Sn. 3A**  
**NONE**

**Sch. P-Pt. 5R-Sn. 1B**  
**NONE**

**Sch. P-Pt. 5R-Sn. 2B**  
**NONE**

**Sch. P-Pt. 5R-Sn. 3B**  
**NONE**

**Sch. P-Pt. 5T-Sn. 1**  
**NONE**

**Sch. P-Pt. 5T-Sn. 2**  
**NONE**

**Sch. P-Pt. 5T-Sn. 3**  
**NONE**

**SCHEDULE P - PART 6C - COMMERCIAL AUTO/TRUCK LIABILITY/MEDICAL**

**SECTION 1**

Years in Which Premiums Were Earned and Losses Were Incurred	Cumulative Premiums Earned Direct and Assumed at Year End (\$000 omitted)										11 Current Year Premiums Earned
	1 2003	2 2004	3 2005	4 2006	5 2007	6 2008	7 2009	8 2010	9 2011	10 2012	
1. Prior.....											.0
2. 2003.....	52	52	52	52	52	52	52	52	52	52	52
3. 2004.....	XXX	66	66	66	66	66	66	66	66	66	66
4. 2005.....	XXX	XXX	35	35	35	35	35	35	35	35	35
5. 2006.....	XXX	XXX	XXX	34	34	34	34	34	34	34	34
6. 2007.....	XXX	XXX	XXX	XXX	31	31	31	31	31	31	31
7. 2008.....	XXX	XXX	XXX	XXX	XXX	31	31	31	31	31	31
8. 2009.....	XXX	XXX	XXX	XXX	XXX	XXX	38	38	38	38	38
9. 2010.....	XXX	XXX	XXX	XXX	XXX	XXX	XXX	45	45	45	45
10. 2011.....	XXX	XXX	XXX	XXX	XXX	XXX	XXX	XXX	50	50	50
11. 2012.....	XXX	XXX	XXX	XXX	XXX	XXX	XXX	XXX	XXX	58	58
12. Total.....	XXX	XXX	XXX	XXX	XXX	XXX	XXX	XXX	XXX	XXX	58
13. Earned Prems.(P-Pt 1)	52	66	35	34	31	31	38	45	50	58	XXX

**SECTION 2**

Years in Which Premiums Were Earned and Losses Were Incurred	Cumulative Premiums Earned Ceded at Year End (\$000 omitted)										11 Current Year Premiums Earned
	1 2003	2 2004	3 2005	4 2006	5 2007	6 2008	7 2009	8 2010	9 2011	10 2012	
1. Prior.....											.0
2. 2003.....	5	5	5	5	5	5	5	5	5	5	5
3. 2004.....	XXX	8	8	8	8	8	8	8	8	8	8
4. 2005.....	XXX	XXX	3	3	3	3	3	3	3	3	3
5. 2006.....	XXX	XXX	XXX	3	3	3	3	3	3	3	3
6. 2007.....	XXX	XXX	XXX	XXX	2	2	2	2	2	2	2
7. 2008.....	XXX	XXX	XXX	XXX	XXX	2	2	2	2	2	2
8. 2009.....	XXX	XXX	XXX	XXX	XXX	XXX	3	3	3	3	3
9. 2010.....	XXX	XXX	XXX	XXX	XXX	XXX	XXX	3	3	3	3
10. 2011.....	XXX	XXX	XXX	XXX	XXX	XXX	XXX	XXX	4	4	4
11. 2012.....	XXX	XXX	XXX	XXX	XXX	XXX	XXX	XXX	XXX	5	5
12. Total.....	XXX	XXX	XXX	XXX	XXX	XXX	XXX	XXX	XXX	XXX	5
13. Earned Prems.(P-Pt 1)	5	8	3	3	2	2	3	3	4	5	XXX

**SCHEDULE P - PART 6D - WORKERS' COMPENSATION  
(EXCLUDING EXCESS WORKERS' COMPENSATION)**

**SECTION 1**

Years in Which Premiums Were Earned and Losses Were Incurred	Cumulative Premiums Earned Direct and Assumed at Year End (\$000 omitted)										11 Current Year Premiums Earned
	1 2003	2 2004	3 2005	4 2006	5 2007	6 2008	7 2009	8 2010	9 2011	10 2012	
1. Prior.....											.0
2. 2003.....											.0
3. 2004.....	XXX										.0
4. 2005.....	XXX	XXX									.0
5. 2006.....	XXX	XXX	XXX								.0
6. 2007.....	XXX	XXX	XXX	XXX							.0
7. 2008.....	XXX	XXX	XXX	XXX	XXX						.0
8. 2009.....	XXX	XXX	XXX	XXX	XXX	XXX					.0
9. 2010.....	XXX	XXX	XXX	XXX	XXX	XXX	XXX				.0
10. 2011.....	XXX	XXX	XXX	XXX	XXX	XXX	XXX	XXX			.0
11. 2012.....	XXX	XXX	XXX	XXX	XXX	XXX	XXX	XXX	XXX		.0
12. Total.....	XXX	XXX	XXX	XXX	XXX	XXX	XXX	XXX	XXX	XXX	.0
13. Earned Prems.(P-Pt 1)											XXX

**SECTION 2**

Years in Which Premiums Were Earned and Losses Were Incurred	Cumulative Premiums Earned Ceded at Year End (\$000 omitted)										11 Current Year Premiums Earned
	1 2003	2 2004	3 2005	4 2006	5 2007	6 2008	7 2009	8 2010	9 2011	10 2012	
1. Prior.....											.0
2. 2003.....											.0
3. 2004.....	XXX										.0
4. 2005.....	XXX	XXX									.0
5. 2006.....	XXX	XXX	XXX								.0
6. 2007.....	XXX	XXX	XXX	XXX							.0
7. 2008.....	XXX	XXX	XXX	XXX	XXX						.0
8. 2009.....	XXX	XXX	XXX	XXX	XXX	XXX					.0
9. 2010.....	XXX	XXX	XXX	XXX	XXX	XXX	XXX				.0
10. 2011.....	XXX	XXX	XXX	XXX	XXX	XXX	XXX	XXX			.0
11. 2012.....	XXX	XXX	XXX	XXX	XXX	XXX	XXX	XXX	XXX		.0
12. Total.....	XXX	XXX	XXX	XXX	XXX	XXX	XXX	XXX	XXX	XXX	.0
13. Earned Prems.(P-Pt 1)											XXX

**Sch. P-Pt. 6E-Sn. 1  
NONE**

**Sch. P-Pt. 6E-Sn. 2  
NONE**

**Sch. P-Pt. 6H-Sn. 1A  
NONE**

**Sch. P-Pt. 6H-Sn. 2A  
NONE**

**Sch. P-Pt. 6H-Sn. 1B  
NONE**

**Sch. P-Pt. 6H-Sn. 2B  
NONE**

**Sch. P-Pt. 6M-Sn. 1  
NONE**

**Sch. P-Pt. 6M-Sn. 2  
NONE**

**Sch. P-Pt. 6N-Sn. 1  
NONE**

**Sch. P-Pt. 6N-Sn. 2  
NONE**

**Sch. P-Pt. 6O-Sn. 1  
NONE**

**Sch. P-Pt. 6O-Sn. 2  
NONE**

**Sch. P-Pt. 6R-Sn. 1A  
NONE**

**Sch. P-Pt. 6R-Sn. 2A  
NONE**

**Sch. P-Pt. 6R-Sn. 1B  
NONE**

**Sch. P-Pt. 6R-Sn. 2B  
NONE**

**Sch. P-Pt. 7A-Sn. 1  
NONE**

**Sch. P-Pt. 7A-Sn. 2  
NONE**

**Sch. P-Pt. 7A-Sn. 3  
NONE**

**Sch. P-Pt. 7A-Sn. 4**  
**NONE**

**Sch. P-Pt. 7A-Sn. 5**  
**NONE**

**Sch. P-Pt. 7B-Sn. 1**  
**NONE**

**Sch. P-Pt. 7B-Sn. 2**  
**NONE**

**Sch. P-Pt. 7B-Sn. 3**  
**NONE**

**Sch. P-Pt. 7B-Sn. 4**  
**NONE**

**Sch. P-Pt. 7B-Sn. 5**  
**NONE**

**Sch. P-Pt. 7B-Sn. 6**  
**NONE**

**Sch. P-Pt. 7B-Sn. 7**  
**NONE**

**SCHEDULE P INTERROGATORIES**

1. The following questions relate to yet-to-be-issued Extended Reporting Endorsements (EREs) arising from Death, Disability, or Retirement (DDR) provisions in Medical Professional Liability Claims-Made insurance policies. EREs provided for reasons other than DDR are not be included.
- 1.1 Does the company issue Medical Professional Liability Claims-Made insurance policies that provide tail (also known as an extended reporting endorsement, or "ERE") benefits in the event of Death, Disability, or Retirement (DDR) at a reduced charge or at no additional cost? Yes [ ] No [X]  
If the answer to question 1.1 is "no", leave the following questions blank. If the answer to question 1.1 is "yes", please answer the following questions.
- 1.2 What is the total amount of the reserve for that provision (DDR reserve), as reported, explicitly or not, elsewhere in this statement (in dollars)? .....
- 1.3 Does the company report any DDR reserve as Unearned Premium Reserve per SSAP #65? Yes [ ] No [ ]
- 1.4 Does the company report any DDR reserve as loss or loss adjustment expense reserve? Yes [ ] No [ ]
- 1.5 If the company reports DDR reserve as Unearned Premium Reserve, does that amount match the figure on the Underwriting and Investment Exhibit, Part 1A - Recapitulation of all Premiums (Page 7) Column 2, Lines 11.1 plus 11.2? Yes [ ] No [ ] N/A[ ]
- 1.6 If the company reports DDR reserve as loss or loss adjustment expense reserve, please complete the following table corresponding to where these reserves are reported in Schedule P:

		DDR Reserve Included in Schedule P, Part 1F, Medical Professional Liability Column 24: Total Net Losses and Expenses Unpaid	
		1 Section 1: Occurrence	2 Section 2: Claims-Made
1.601	Prior.....	.....	.....
1.602	2003.....	.....	.....
1.603	2004.....	.....	.....
1.604	2005.....	.....	.....
1.605	2006.....	.....	.....
1.606	2007.....	.....	.....
1.607	2008.....	.....	.....
1.608	2009.....	.....	.....
1.609	2010.....	.....	.....
1.610	2011.....	.....	.....
1.611	2012.....	.....	.....
1.612	Totals.....	.....0	.....0

2. The definition of allocated loss adjustment expenses (ALAE) and, therefore, unallocated loss adjustment expenses (ULAE) was changed effective January 1, 1998. This change in definition applies to both paid and unpaid expenses. Are these expenses (now reported as "Defense and Cost Containment" and "Adjusting and Other") reported in compliance with these definitions in this statement? Yes [X] No [ ]
3. The Adjusting and Other expense payments and reserves should be allocated to the years in which the losses were incurred based on the number of claims reported, closed and outstanding in those years. When allocating Adjusting and Other expense between companies in a group or a pool, the Adjusting and Other expense should be allocated in the same percentage used for the loss amounts and the claim counts. For reinsurers, Adjusting and Other expense assumed should be reported according to the reinsurance contract. For Adjusting and Other expense incurred by reinsurers, or in those situations where suitable claim count information is not available, Adjusting and Other expense should be allocated by a reasonable method determined by the company and described in Interrogatory 7, below. Are they so reported in this statement? Yes [X] No [ ]
4. Do any lines in Schedule P include reserves that are reported gross of any discount to present value of future payments, and that are reported net of such discounts on Page 10? Yes [ ] No [X]  
  
If yes, proper disclosure must be made in the Notes to Financial Statements, as specified in the Instructions. Also, the discounts must be reported in Schedule P - Part 1, Columns 32 and 33.  
  
Schedule P must be completed gross of non-tabular discounting. Work papers relating to discount calculations must be available for examination upon request.  
  
Discounting is allowed only if expressly permitted by the state insurance department to which this Annual Statement is being filed.
5. What were the net premiums in force at the end of the year for: (in thousands of dollars)  
5.1 Fidelity .....  
5.2 Surety .....
6. Claim count information is reported per claim or per claimant. (Indicate which). PER CLAIMANT  
If not the same in all years, explain in Interrogatory 7.
- 7.1 The information provided in Schedule P will be used by many persons to estimate the adequacy of the current loss and expense reserves, among other things. Are there any especially significant events, coverage, retention or accounting changes that have occurred that must be considered when making such analyses? Yes [X] No [ ]
- 7.2 An extended statement may be attached.  
See Note 26 in the Notes to Financial Statements for intercompany pooling agreement. See Note 25 in the Notes to Financial Statements for effect of extra-contractual obligations.

**SCHEDULE T - PART 2**

**INTERSTATE COMPACT - EXHIBIT OF PREMIUMS WRITTEN**

Allocated by States and Territories

States, Etc.	Direct Business Only					Totals
	1 Life (Group and Individual)	2 Annuities (Group and Individual)	3 Disability Income (Group and Individual)	4 Long-Term Care (Group and Individual)	5 Deposit-Type Contracts	
1. Alabama.....AL						.0
2. Alaska.....AK						.0
3. Arizona.....AZ						.0
4. Arkansas.....AR						.0
5. California.....CA						.0
6. Colorado.....CO						.0
7. Connecticut.....CT						.0
8. Delaware.....DE						.0
9. District of Columbia.....DC						.0
10. Florida.....FL						.0
11. Georgia.....GA						.0
12. Hawaii.....HI						.0
13. Idaho.....ID						.0
14. Illinois.....IL						.0
15. Indiana.....IN						.0
16. Iowa.....IA						.0
17. Kansas.....KS						.0
18. Kentucky.....KY						.0
19. Louisiana.....LA						.0
20. Maine.....ME						.0
21. Maryland.....MD						.0
22. Massachusetts.....MA						.0
23. Michigan.....MI						.0
24. Minnesota.....MN						.0
25. Mississippi.....MS						.0
26. Missouri.....MO						.0
27. Montana.....MT						.0
28. Nebraska.....NE						.0
29. Nevada.....NV						.0
30. New Hampshire.....NH						.0
31. New Jersey.....NJ						.0
32. New Mexico.....NM						.0
33. New York.....NY						.0
34. North Carolina.....NC						.0
35. North Dakota.....ND						.0
36. Ohio.....OH						.0
37. Oklahoma.....OK						.0
38. Oregon.....OR						.0
39. Pennsylvania.....PA						.0
40. Rhode Island.....RI						.0
41. South Carolina.....SC						.0
42. South Dakota.....SD						.0
43. Tennessee.....TN						.0
44. Texas.....TX						.0
45. Utah.....UT						.0
46. Vermont.....VT						.0
47. Virginia.....VA						.0
48. Washington.....WA						.0
49. West Virginia.....WV						.0
50. Wisconsin.....WI						.0
51. Wyoming.....WY						.0
52. American Samoa.....AS						.0
53. Guam.....GU						.0
54. Puerto Rico.....PR						.0
55. US Virgin Islands.....VI						.0
56. Northern Mariana Islands.....MP						.0
57. Canada.....CAN						.0
58. Aggregate Other Alien.....OT						.0
59. Totals.....	.0	.0	.0	.0	.0	.0

**NONE**

## SCHEDULE Y

### PART 1A - DETAIL OF INSURANCE HOLDING COMPANY SYSTEM

1	2	3	4	5	6	7	8	9	10	11	12	13	14	15	
Group Code	Group Name	NAIC Company Code	Federal ID Number	Federal RSSD	CIK	Name of Securities Exchange if Publicly Traded (U.S. or International)	Names of Parent, Subsidiaries or Affiliates	Domiciliary Location	Relationship to Reporting Entity	Directly Controlled by (Name of Entity/Person)	Type of Control (Ownership Board, Management Attorney-in-Fact, Influence, Other)	If Control is Ownership Provide Percentage	Ultimate Controlling Entity(ies)/Person(s)	*	
<b>Members</b>															
<b>86</b>	Infinity Property and Casualty Corporation	00000.....	03-0483872		0001195933	NASDAQ.....	Infinity Property and Casualty Corporation.....		UIP.....				Infinity Property and Casualty Corporation.....		
	3495.....	Infinity Property and Casualty Corporation	10068.....	31-1358834			Hillstar Insurance Company.....	IN.....	IA.....	Infinity Property and Casualty Corporation.....	Ownership.....	100.000	Infinity Property and Casualty Corporation.....		
		Infinity Property and Casualty Corporation	00000.....	20-4363792				Infinity Financial Centers, LLC.....		NIA.....	Infinity Property and Casualty Corporation.....	Ownership.....	100.000	Infinity Property and Casualty Corporation.....	
	3495.....	Infinity Property and Casualty Corporation	22268.....	31-0943862			Infinity Insurance Company.....	IN.....	UDP.....	Infinity Property and Casualty Corporation.....	Ownership.....	100.000	Infinity Property and Casualty Corporation.....		
		Infinity Property and Casualty Corporation	00000.....	74-2641866				Infinity Agency of Texas.....		NIA.....	Infinity Insurance Company.....	Ownership.....	100.000	Infinity Property and Casualty Corporation.....	
	3495.....	Infinity Property and Casualty Corporation	39497.....	75-1227771			Infinity Assurance Insurance Company.....	OH.....	IA.....	Infinity Insurance Company.....	Ownership.....	100.000	Infinity Property and Casualty Corporation.....		
	3495.....	Infinity Property and Casualty Corporation	11738.....	34-0927698			Infinity Auto Insurance Company.....	OH.....	IA.....	Infinity Insurance Company.....	Ownership.....	100.000	Infinity Property and Casualty Corporation.....		
		Infinity Property and Casualty Corporation	00000.....	34-0936546				Budget Insurance Premiums, Inc.....		NIA.....	Infinity Auto Insurance Company.....	Ownership.....	100.000	Infinity Property and Casualty Corporation.....	
		Infinity Property and Casualty Corporation	00000.....	75-2280915				Leader Mananging General Agency, Inc.....		NIA.....	Infinity Auto Insurance Company.....	Ownership.....	100.000	Infinity Property and Casualty Corporation.....	
		Infinity Property and Casualty Corporation	00000.....	34-1852743				Leader Group, Inc.....		NIA.....	Infinity Auto Insurance Company.....	Ownership.....	100.000	Infinity Property and Casualty Corporation.....	
	3495.....	Infinity Property and Casualty Corporation	21792.....	58-1132392				Infinity Casualty Insurance Company.....	OH.....	IA.....	Infinity Insurance Company.....	Ownership.....	100.000	Infinity Property and Casualty Corporation.....	
		Infinity Property and Casualty Corporation	00000.....	58-1293110				Atlanta Casualty Group, Inc.....		NIA.....	Infinity Casualty Insurance Company.....	Ownership.....	100.000	Infinity Property and Casualty Corporation.....	
	3495.....	Infinity Property and Casualty Corporation	10061.....	34-1767787				Infinity Indemnity Insurance Company.....	IN.....	IA.....	Infinity Insurance Company.....	Ownership.....	100.000	Infinity Property and Casualty Corporation.....	
	3495.....	Infinity Property and Casualty Corporation	10195.....	34-1785809				Infinity Preferred Insurance Company.....	OH.....		Infinity Insurance Company.....	Ownership.....	100.000	Infinity Property and Casualty Corporation.....	
	3495.....	Infinity Property and Casualty Corporation	10968.....	31-1627506				Infinity Reserve Insurance Company.....	OH.....	IA.....	Infinity Insurance Company.....	Ownership.....	100.000	Infinity Property and Casualty Corporation.....	
	3495.....	Infinity Property and Casualty Corporation	16802.....	73-0772113				Infinity Safeguard Insurance Company.....	OH.....	IA.....	Infinity Insurance Company.....	Ownership.....	100.000	Infinity Property and Casualty Corporation.....	
		Infinity Property and Casualty Corporation	00000.....	74-1537031				Granite Finance Company.....		NIA.....	Infinity Safeguard Insurance Company.....	Ownership.....	100.000	Infinity Property and Casualty Corporation.....	
	3495.....	Infinity Property and Casualty Corporation	38873.....	58-1806192				Infinity Security Insurance Company.....	IN.....	IA.....	Infinity Insurance Company.....	Ownership.....	100.000	Infinity Property and Casualty Corporation.....	
	3495.....	Infinity Property and Casualty Corporation	20260.....	31-1333017				Infinity Select Insurance Company.....	IN.....	IA.....	Infinity Insurance Company.....	Ownership.....	100.000	Infinity Property and Casualty Corporation.....	
	3495.....	Infinity Property and Casualty Corporation	12599.....	58-1806189				Infinity Standard Insurance Company.....	IN.....	IA.....	Infinity Insurance Company.....	Ownership.....	100.000	Infinity Property and Casualty Corporation.....	
	Infinity Property and Casualty Corporation	00000.....	58-1080659				Infinity Property and Casualty Services, Inc.....		NIA.....	Infinity Standard Insurance Company.....	Ownership.....	100.000	Infinity Property and Casualty Corporation.....		
	Infinity Property and Casualty Corporation	00000.....	58-0642684				Casualty Underwriters, Inc.....		NIA.....	Infinity Property and Casualty Services, Inc.....	Ownership.....	51.000	Infinity Property and Casualty Corporation.....		
	Infinity Property and Casualty Corporation	00000.....	58-1948692				Windsor Group, Inc.....		NIA.....	Infinity Property and Casualty Services, Inc.....	Ownership.....	100.000	Infinity Property and Casualty Corporation.....		

## SCHEDULE Y

### PART 1A - DETAIL OF INSURANCE HOLDING COMPANY SYSTEM

1	2	3	4	5	6	7	8	9	10	11	12	13	14	15
Group Code	Group Name	NAIC Company Code	Federal ID Number	Federal RSSD	CIK	Name of Securities Exchange if Publicly Traded (U.S. or International)	Names of Parent, Subsidiaries or Affiliates	Domiciliary Location	Relationship to Reporting Entity	Directly Controlled by (Name of Entity/Person)	Type of Control (Ownership Board, Management Attorney-in-Fact, Influence, Other)	If Control is Ownership Provide Percentage	Ultimate Controlling Entity(ies)/Person(s)	*
3495.....	Infinity Property and Casualty Corporation	13820.....	43-6030348	.....	.....	.....	Infinity County Mutual Insurance Company.....	TX.....	IA.....	Infinity Insurance Company.....	Management.....	.....	Infinity Property and Casualty Corporation.....	.....
.....	Infinity Property and Casualty Corporation	00000.....	31-1357130	.....	.....	.....	The Infinity Group, Inc.....	.....	NIA.....	Infinity Insurance Company.....	Ownership.....	...100.000	Infinity Property and Casualty Corporation.....	.....

## SCHEDULE Y

### PART 2 - SUMMARY OF INSURER'S TRANSACTIONS WITH ANY AFFILIATES

1	2	3	4	5	6	7	8	9	10	11	12	13
NAIC Company Code	Federal ID Number	Names of Insurers and Parent, Subsidiaries or Affiliates	Shareholder Dividends	Capital Contributions	Purchases, Sales or Exchanges of Loans, Securities, Real Estate, Mortgage Loans or Other Investments	Income/ (Disbursements) Incurred in Connection with Guarantees or Undertakings for the Benefit of any Affiliate(s)	Management Agreements and Service Contracts	Income/ (Disbursements) Incurred under Reinsurance Agreements	*	Any Other Material Activity Not in the Ordinary Course of the Insurer's Business	Totals	Reinsurance Recoverable/ (Payable) on Losses and/or Reserve Credit Taken/ (Liability)
<b>Affiliated Transactions</b>												
.....	03-0483872.....	Infinity Property and Casualty Corporation.....	.....425,000	.....(51,882,995)	.....10,170,426	.....	.....	.....	.....	.....	.....(41,287,569)	.....
10068.....	31-1358834.....	Hillstar Insurance Company.....	.....(425,000)	.....	.....	.....	.....	.....	.....*	.....	.....(425,000)	.....
39497.....	75-1227771.....	Infinity Assurance Insurance Company.....	.....(325,000)	.....290,000	.....	.....	.....	.....	.....*	.....	.....(35,000)	.....
11738.....	34-0927698.....	Infinity Auto Insurance Company.....	.....(875,000)	.....	.....	.....	.....	.....	.....*	.....	.....(875,000)	.....(58,715,000)
21792.....	58-1132392.....	Infinity Casualty Insurance Company.....	.....(425,000)	.....	.....	.....	.....	.....	.....*	.....	.....(425,000)	.....(22,000)
13820.....	43-6030348.....	Infinity County Mutual Insurance Company.....	.....	.....	.....	.....	.....	.....(10,229,950)	.....	.....	.....(10,229,950)	.....60,214,000
10061.....	34-1767787.....	Infinity Indemnity Insurance Company.....	.....(550,000)	.....650,000	.....	.....	.....	.....	.....*	.....	.....100,000	.....
22268.....	31-0943862.....	Infinity Insurance Company.....	.....3,410,000	.....50,476,995	.....(10,170,426)	.....	.....	.....10,229,950	.....*	.....	.....53,946,519	.....(1,477,000)
10195.....	34-1785809.....	Infinity Preferred Insurance Company.....	.....(350,000)	.....766,000	.....	.....	.....	.....	.....*	.....	.....416,000	.....
10968.....	31-1627506.....	Infinity Reserve Insurance Company.....	.....(135,000)	.....	.....	.....	.....	.....	.....*	.....	.....(135,000)	.....
16802.....	73-0772113.....	Infinity Safeguard Insurance Company.....	.....(175,000)	.....	.....	.....	.....	.....	.....*	.....	.....(175,000)	.....
38873.....	58-1806192.....	Infinity Security Insurance Company.....	.....	.....	.....	.....	.....	.....	.....*	.....	.....0	.....
20260.....	31-1333017.....	Infinity Select Insurance Company.....	.....(575,000)	.....125,000	.....	.....	.....	.....	.....*	.....	.....(450,000)	.....
12599.....	58-1806189.....	Infinity Standard Insurance Company.....	.....(425,000)	.....	.....	.....	.....	.....	.....*	.....	.....(425,000)	.....
66 9999999	Control Totals.....	.....	.....0	.....0	.....0	.....0	.....0	.....0	.....XXX	.....0	.....0	.....0

**Pooling Information**

NAIC Code	Name of Insurer	Pooling %	NAIC Code	Name of Insurer	Pooling %
22268	Infinity Insurance Company	98.90%			
10068	Hillstar Insurance Company	0.10%			
39497	Infinity Assurance Insurance Company	0.10%			
11738	Infinity Auto Insurance Company	0.10%			
21792	Infinity Casualty Insurance Company	0.10%			
10061	Infinity Indemnity Insurance Company	0.10%			
10195	Infinity Preferred Insurance Company	0.10%			
10968	Infinity Reserve Insurance Company	0.10%			
16802	Infinity Safeguard Insurance Company	0.10%			
38873	Infinity Security Insurance Company	0.10%			
20260	Infinity Select Insurance Company	0.10%			
12599	Infinity Standard Insurance Company	0.10%			

Annual Statement for the year 2012 of the **Infinity Preferred Insurance Company**  
**SUPPLEMENTAL EXHIBITS AND SCHEDULES INTERROGATORIES**

The following supplemental reports are required to be filed as part of your statement filing unless specifically waived by the domiciliary state. However, in the event that your domiciliary state waives the filing requirement, your response of WAIVED to the specific interrogatory will be accepted in lieu of filing a "NONE" report and a bar code will be printed below. If the supplement is required of your company but is not being filed for whatever reason enter SEE EXPLANATION and provide an explanation following the interrogatory questions.

**MARCH FILING**

	<b>Responses</b>
1. Will an actuarial opinion be filed by March 1?	YES
2. Will the Supplemental Compensation Exhibit be filed with the state of domicile by March 1?	YES
3. Will the confidential Risk-Based Capital Report be filed with the NAIC by March 1?	YES
4. Will the confidential Risk-Based Capital Report be filed with the state of domicile, if required, by March 1?	YES

**APRIL FILING**

5. Will the Insurance Expense Exhibit be filed with the state of domicile and the NAIC by April 1?	YES
6. Will the Management's Discussion and Analysis be filed by April 1?	YES
7. Will the Supplemental Investment Risks Interrogatories be filed by April 1?	YES

**MAY FILING**

8. Will this company be included in a combined annual statement that is filed with the NAIC by May 1?	YES
---	-----

**JUNE FILING**

9. Will an audited financial report be filed by June 1?	YES
10. Will Accountants Letter of Qualifications be filed with the state of domicile and electronically with the NAIC by June 1?	YES

**AUGUST FILING**

11. Will Communication of Internal Control Related Matters Noted in Audit be filed with the state of domicile by August 1?	YES
--	-----

The following supplemental reports are required to be filed as part of your statement filing. However, in the event that your company does not transact the type of business for which the special report must be filed, your response of NO to the specific interrogatory will be accepted in lieu of filing a "NONE" report and a bar code will be printed below. If the supplement is required of your company but is not being filed for whatever reason, enter SEE EXPLANATION and provide an explanation following the interrogatory questions.

**MARCH FILING**

12. Will Schedule SIS (Stockholder Information Supplement) be filed with the state of domicile by March 1?	NO
13. Will the Financial Guaranty Insurance Exhibit be filed by March 1?	NO
14. Will the Medicare Supplement Insurance Experience Exhibit be filed with the state of domicile and the NAIC by March 1?	NO
15. Will Supplement A to Schedule T (Medical Professional Liability Supplement) be filed by March 1?	NO
16. Will the Trusteed Surplus Statement be filed with the state of domicile and the NAIC by March 1?	NO
17. Will the Premiums Attributed to Protected Cells Exhibit be filed by March 1?	NO
18. Will the Reinsurance Summary Supplemental Filing for General Interrogatory 9 be filed with the state of domicile and the NAIC by March 1?	NO
19. Will the Medicare Part D Coverage Supplement be filed with the state of domicile and the NAIC by March 1?	NO
20. Will the confidential Actuarial Opinion Summary be filed with the state of domicile, if required, by March 15 (or the date otherwise specified)?	YES
21. Will the Reinsurance Attestation Supplement be filed with the state of domicile and the NAIC by March 1?	NO
22. Will the Exceptions to the Reinsurance Attestation Supplement be filed with the state of domicile by March 1?	NO
23. Will the Bail Bond Supplement be filed with the state of domicile and the NAIC by March 1?	NO
24. Will the Director and Officer Insurance Coverage Supplement be filed with the state of domicile and the NAIC by March 1?	NO
25. Will an approval from the reporting entity's state of domicile for relief related to the five-year rotation requirement for lead audit partners be filed electronically with the NAIC by March 1?	NO
26. Will an approval from the reporting entity's state of domicile for relief related to the one-year cooling off period for independent CPA be filed electronically with the NAIC by March 1?	NO
27. Will an approval from the reporting entity's state of domicile for relief related to the Requirements for Audit Committees be filed electronically with the NAIC by March 1?	NO

**APRIL FILING**

28. Will the Credit Insurance Experience Exhibit be filed with state of domicile and the NAIC by April 1?	NO
29. Will the Long-Term Care Experience Reporting Forms be filed with the state of domicile and the NAIC by April 1?	NO
30. Will the Accident and Health Policy Experience Exhibit be filed by April 1?	NO
31. Will the Supplemental Health Care Exhibit (Parts 1, 2 and 3) be filed with the state of domicile and the NAIC by April 1?	NO
32. Will the regulator only (non-public) Supplemental Health Care Exhibit's Expense Allocation Report be filed with the state of domicile and the NAIC by April 1?	NO

**AUGUST FILING**

33. Will Management's Report of Internal Control Over Financial Reporting be filed with the state of domicile by August 1?	YES
--	-----
















Annual Statement for the year 2012 of the **Infinity Preferred Insurance Company**  
**SUPPLEMENTAL EXHIBITS AND SCHEDULES INTERROGATORIES**

The following supplemental reports are required to be filed as part of your statement filing unless specifically waived by the domiciliary state. However, in the event that your domiciliary state waives the filing requirement, your response of WAIVED to the specific interrogatory will be accepted in lieu of filing a "NONE" report and a bar code will be printed below. If the supplement is required of your company but is not being filed for whatever reason enter SEE EXPLANATION and provide an explanation following the interrogatory questions.

**EXPLANATIONS:**

**BAR CODE:**

- 1.
- 2.
- 3.
- 4.
- 5.
- 6.
- 7.
- 8.
- 9.
- 10.
- 11.
- 12.
- 13.
- 14.
- 15.
- 16.
- 17.
- 18.
- 19.
- 20.
- 21.
- 22.
- 23.
- 24.
- 25.
- 26.
- 27.

	 * 1 0 1 9 5 2 0 1 2 4 2 0 0 0 0 0 0 *
	 * 1 0 1 9 5 2 0 1 2 2 4 0 0 0 0 0 0 *
	 * 1 0 1 9 5 2 0 1 2 3 6 0 0 0 0 0 0 *
	 * 1 0 1 9 5 2 0 1 2 4 5 5 0 0 0 0 0 *
	 * 1 0 1 9 5 2 0 1 2 4 9 0 0 0 0 0 0 *
	 * 1 0 1 9 5 2 0 1 2 3 8 5 0 0 0 0 0 *
	 * 1 0 1 9 5 2 0 1 2 4 0 1 0 0 0 0 0 *
	 * 1 0 1 9 5 2 0 1 2 3 6 5 0 0 0 0 0 *
	 * 1 0 1 9 5 2 0 1 2 3 9 9 0 0 0 0 0 *
	 * 1 0 1 9 5 2 0 1 2 4 0 0 0 0 0 0 0 *
	 * 1 0 1 9 5 2 0 1 2 5 0 0 0 0 0 0 0 *
	 * 1 0 1 9 5 2 0 1 2 5 0 5 0 0 0 0 0 *
	 * 1 0 1 9 5 2 0 1 2 2 2 4 0 0 0 0 0 *
	 * 1 0 1 9 5 2 0 1 2 2 2 5 0 0 0 0 0 *
	 * 1 0 1 9 5 2 0 1 2 2 2 6 0 0 0 0 0 *

# SUPPLEMENTAL EXHIBITS AND SCHEDULES INTERROGATORIES

The following supplemental reports are required to be filed as part of your statement filing unless specifically waived by the domiciliary state. However, in the event that your domiciliary state waives the filing requirement, your response of WAIVED to the specific interrogatory will be accepted in lieu of filing a "NONE" report and a bar code will be printed below. If the supplement is required of your company but is not being filed for whatever reason enter SEE EXPLANATION and provide an explanation following the interrogatory questions.

28.



29.



30.



31.



32.



33.

**Overflow Page  
NONE**

**Overflow Page  
NONE**

## 2012 ALPHABETICAL INDEX -- PROPERTY & CASUALTY ANNUAL STATEMENT BLANK

Assets	2	Schedule P-Part 2G-Special Liability (Ocean Marine, Aircraft (All Perils), Boiler & Machinery)	59
Cash Flow	5	Schedule P-Part 2H-Section 1-Other Liability-Occurrence	59
Exhibit of Capital Gains (Losses)	12	Schedule P-Part 2H-Section 2-Other Liability-Claims-Made	59
Exhibit of Net Investment Income	12	Schedule P-Part 2I-Spec. Prop. (Fire, Allied Lines, Inland Marine, Earthquake, Burglary, Theft)	60
Exhibit of Nonadmitted Assets	13	Schedule P-Part 2J-Auto Physical Damage	60
Exhibit of Premiums and Losses (State Page)	19	Schedule P-Part 2K-Fidelity, Surety	60
Five-Year Historical Data	17	Schedule P-Part 2L-Other (Including Credit, Accident and Health)	60
General Interrogatories	15	Schedule P-Part 2M-International	60
Jurat Page	1	Schedule P-Part 2N-Reinsurance - Nonproportional Assumed Property	61
Liabilities, Surplus and Other Funds	3	Schedule P-Part 2O-Reinsurance - Nonproportional Assumed Liability	61
Notes To Financial Statements	14	Schedule P-Part 2P-Reinsurance - Nonproportional Assumed Financial Lines	61
Overflow Page For Write-ins	101	Schedule P-Part 2R-Section 1-Products Liability-Occurrence	62
Schedule A-Part 1	E01	Schedule P-Part 2R-Section 2-Products Liability-Claims-Made	62
Schedule A-Part 2	E02	Schedule P-Part 2S-Financial Guaranty/Mortgage Guaranty	62
Schedule A-Part 3	E03	Schedule P-Part 2T-Warranty	62
Schedule A-Verification Between Years	SI02	Schedule P-Part 3A-Homeowners/Farmowners	63
Schedule B-Part 1	E04	Schedule P-Part 3B-Private Passenger Auto Liability/Medical	63
Schedule B-Part 2	E05	Schedule P-Part 3C-Commercial Auto/Truck Liability/Medical	63
Schedule B-Part 3	E06	Schedule P-Part 3D-Workers' Compensation (Excluding Excess Workers Compensation)	63
Schedule B-Verification Between Years	SI02	Schedule P-Part 3E-Commercial Multiple Peril	63
Schedule BA-Part 1	E07	Schedule P-Part 3F-Section 1 -Medical Professional Liability-Occurrence	64
Schedule BA-Part 2	E08	Schedule P-Part 3F-Section 2-Medical Professional Liability-Claims-Made	64
Schedule BA-Part 3	E09	Schedule P-Part 3G-Special Liability (Ocean Marine, Aircraft (All Perils), Boiler & Machinery)	64
Schedule BA-Verification Between Years	SI03	Schedule P-Part 3H-Section 1-Other Liability-Occurrence	64
Schedule D-Part 1	E10	Schedule P-Part 3H-Section 2-Other Liability-Claims-Made	64
Schedule D-Part 1A-Section 1	SI05	Schedule P-Part 3I-Spec. Prop. (Fire, Allied Lines, Inland Marine, Earthquake, Burglary, Theft)	65
Schedule D-Part 1A-Section 2	SI08	Schedule P-Part 3J-Auto Physical Damage	65
Schedule D-Part 2-Section 1	E11	Schedule P-Part 3K-Fidelity/Surety	65
Schedule D-Part 2-Section 2	E12	Schedule P-Part 3L-Other (Including Credit, Accident and Health)	65
Schedule D-Part 3	E13	Schedule P-Part 3M-International	65
Schedule D-Part 4	E14	Schedule P-Part 3N-Reinsurance - Nonproportional Assumed Property	66
Schedule D-Part 5	E15	Schedule P-Part 3O-Reinsurance - Nonproportional Assumed Liability	66
Schedule D-Part 6-Section 1	E16	Schedule P-Part 3P-Reinsurance - Nonproportional Assumed Financial Lines	66
Schedule D-Part 6-Section 2	E16	Schedule P-Part 3R-Section 1-Products Liability-Occurrence	67
Schedule D-Summary By Country	SI04	Schedule P-Part 3R-Section 2-Products Liability-Claims-Made	67
Schedule D-Verification Between Years	SI03	Schedule P-Part 3S-Financial Guaranty/Mortgage Guaranty	67
Schedule DA-Part 1	E17	Schedule P-Part 3T-Warranty	67
Schedule DA-Verification Between Years	SI10	Schedule P-Part 4A-Homeowners/Farmowners	68
Schedule DB-Part A-Section 1	E18	Schedule P-Part 4B-Private Passenger Auto Liability/Medical	68
Schedule DB-Part A-Section 2	E19	Schedule P-Part 4C-Commercial Auto/Truck Liability/Medical	68
Schedule DB-Part A-Verification Between Years	SI11	Schedule P-Part 4D-Workers' Compensation (Excluding Excess Workers Compensation)	68
Schedule DB-Part B-Section 1	E20	Schedule P-Part 4E-Commercial Multiple Peril	68
Schedule DB-Part B-Section 2	E21	Schedule P-Part 4F-Section 1-Medical Professional Liability-Occurrence	69
Schedule DB-Part B-Verification Between Years	SI11	Schedule P-Part 4F-Section 2-Medical Professional Liability-Claims-Made	69
Schedule DB-Part C-Section 1	SI12	Schedule P-Part 4G-Special Liability (Ocean Marine, Aircraft (All Perils), Boiler & Machinery)	69
Schedule DB-Part C-Section 2	SI13	Schedule P-Part 4H-Section 1-Other Liability-Occurrence	69
Schedule DB-Part D	E22	Schedule P-Part 4H-Section 2-Other Liability-Claims-Made	69
Schedule DB-Verification	SI14	Schedule P-Part 4I-Spec. Prop. (Fire, Allied Lines, Inland Marine, Earthquake, Burglary & Theft)	70
Schedule DL-Part 1	E23	Schedule P-Part 4J-Auto Physical Damage	70
Schedule DL-Part 2	E24	Schedule P-Part 4K-Fidelity/Surety	70
Schedule E-Part 1-Cash	E25	Schedule P-Part 4L-Other (Including Credit, Accident and Health)	70
Schedule E-Part 2-Cash Equivalents	E26	Schedule P-Part 4M-International	70
Schedule E-Part 3-Special Deposits	E27	Schedule P-Part 4N-Reinsurance - Nonproportional Assumed Property	71
Schedule E-Verification Between Years	SI15	Schedule P-Part 4O-Reinsurance - Nonproportional Assumed Liability	71
Schedule F-Part 1	20	Schedule P-Part 4P-Reinsurance - Nonproportional Assumed Financial Lines	71
Schedule F-Part 2	21	Schedule P-Part 4R-Section 1-Products Liability-Occurrence	72
Schedule F-Part 3	22	Schedule P-Part 4R-Section 2-Products Liability-Claims-Made	72
Schedule F-Part 4	23	Schedule P-Part 4S-Financial Guaranty/Mortgage Guaranty	72
Schedule F-Part 5	24	Schedule P-Part 4T-Warranty	72
Schedule F-Part 6-Section 1	25	Schedule P-Part 5A-Homeowners/Farmowners	73
Schedule F-Part 6-Section 2	27	Schedule P-Part 5B-Private Passenger Auto Liability/Medical	74
Schedule F-Part 7	28	Schedule P-Part 5C-Commercial Auto/Truck Liability/Medical	75
Schedule F-Part 8	29	Schedule P-Part 5D-Workers' Compensation (Excluding Excess Workers Compensation)	76
Schedule F-Part 9	30	Schedule P-Part 5E-Commercial Multiple Peril	77
Schedule H-Accident and Health Exhibit-Part 1	31	Schedule P-Part 5F-Medical Professional Liability-Claims-Made	79
Schedule H-Part 2, Part 3 and Part 4	32	Schedule P-Part 5F-Medical Professional Liability-Occurrence	78
Schedule H-Part 5-Health Claims	33	Schedule P-Part 5H-Other Liability-Claims-Made	81
Schedule P-Part 1-Summary	34	Schedule P-Part 5H-Other Liability-Occurrence	80
Schedule P-Part 1A-Homeowners/Farmowners	36	Schedule P-Part 5R-Products Liability-Claims-Made	83
Schedule P-Part 1B-Private Passenger Auto Liability/Medical	37	Schedule P-Part 5R-Products Liability-Occurrence	82
Schedule P-Part 1C-Commercial Auto/Truck Liability/Medical	38	Schedule P-Part 5T-Warranty	84
Schedule P-Part 1D-Workers' Compensation (Excluding Excess Workers Compensation)	39	Schedule P-Part 6C-Commercial Auto/Truck Liability/Medical	85
Schedule P-Part 1E-Commercial Multiple Peril	40	Schedule P-Part 6D-Workers' Compensation (Excluding Excess Workers Compensation)	85
Schedule P-Part 1F-Section 1-Medical Professional Liability-Occurrence	41	Schedule P-Part 6E-Commercial Multiple Peril	86
Schedule P-Part 1F-Section 2-Medical Professional Liability-Claims-Made	42	Schedule P-Part 6H-Other Liability-Claims-Made	87
Schedule P-Part 1G-Special Liability (Ocean, Marine, Aircraft (All Perils), Boiler & Machinery)	43	Schedule P-Part 6H-Other Liability-Occurrence	86
Schedule P-Part 1H-Section 1-Other Liability-Occurrence	44	Schedule P-Part 6M-International	87
Schedule P-Part 1H-Section 2-Other Liability-Claims-Made	45	Schedule P-Part 6N-Reinsurance - Nonproportional Assumed Property	88
Schedule P-Part 1I-Spec. Prop. (Fire, Allied Lines, Inland Marine, Earthquake, Burglary & Theft)	46	Schedule P-Part 6O-Reinsurance - Nonproportional Assumed Liability	88
Schedule P-Part 1J-Auto Physical Damage	47	Schedule P-Part 6R-Products Liability-Claims-Made	89
Schedule P-Part 1K-Fidelity/Surety	48	Schedule P-Part 6R-Products Liability-Occurrence	89
Schedule P-Part 1L-Other (Including Credit, Accident and Health)	49	Schedule P-Part 7A-Primary Loss Sensitive Contracts	90
Schedule P-Part 1M-International	50	Schedule P-Part 7B-Reinsurance Loss Sensitive Contracts	92
Schedule P-Part 1N-Reinsurance - Nonproportional Assumed Property	51	Schedule P Interrogatories	94
Schedule P-Part 1O-Reinsurance - Nonproportional Assumed Liability	52	Schedule T-Exhibit of Premiums Written	95
Schedule P-Part 1P-Reinsurance - Nonproportional Assumed Financial Lines	53	Schedule T-Part 2-Interstate Compact	96
Schedule P-Part 1R-Section 1-Products Liability-Occurrence	54	Schedule Y-Information Concerning Activities of Insurer Members of a Holding Company Group	97
Schedule P-Part 1R-Section 2-Products Liability-Claims-Made	55	Schedule Y-Detail of Insurance Holding Company System	98
Schedule P-Part 1S-Financial Guaranty/Mortgage Guaranty	56	Schedule Y-Part 2-Summary of Insurer's Transactions With Any Affiliates	99
Schedule P-Part 1T-Warranty	57	Statement of Income	4
Schedule P-Part 2, Part 3 and Part 4 - Summary	35	Summary Investment Schedule	SI01
Schedule P-Part 2A-Homeowners/Farmowners	58	Supplemental Exhibits and Schedules Interrogatories	100
Schedule P-Part 2B-Private Passenger Auto Liability/Medical	58	Underwriting and Investment Exhibit Part 1	6
Schedule P-Part 2C-Commercial Auto/Truck Liability/Medical	58	Underwriting and Investment Exhibit Part 1A	7
Schedule P-Part 2D-Workers' Compensation (Excluding Excess Workers Compensation)	58	Underwriting and Investment Exhibit Part 1B	8
Schedule P-Part 2E-Commercial Multiple Peril	58	Underwriting and Investment Exhibit Part 2	9
Schedule P-Part 2F-Section 1-Medical Professional Liability-Occurrence	59	Underwriting and Investment Exhibit Part 2A	10
Schedule P-Part 2F-Section 2-Medical Professional Liability-Claims-Made	59	Underwriting and Investment Exhibit Part 3	11