



PROPERTY AND CASUALTY COMPANIES - ASSOCIATION EDITION

ANNUAL STATEMENT

FOR THE YEAR ENDED DECEMBER 31, 2012
OF THE CONDITION AND AFFAIRS OF THE

Nationwide Indemnity Company

NAIC Group Code 0140 0140 NAIC Company Code 10070 Employer's ID Number 31-1399201
(Current) (Prior)

Organized under the Laws of Ohio, State of Domicile or Port of Entry Ohio
Country of Domicile United States of America

Incorporated/Organized 02/16/1994 Commenced Business 04/15/1994

Statutory Home Office One West Nationwide Blvd., Columbus, OH, US 43215-2220
(Street and Number) (City or Town, State, Country and Zip Code)

Main Administrative Office One West Nationwide Blvd., Columbus, OH, US 43215-2220
(Street and Number) (City or Town, State, Country and Zip Code)
614-249-7111 (Area Code) (Telephone Number)

Mail Address One West Nationwide Blvd., 1-04-701 Columbus, OH, US 43215-2220
(Street and Number or P.O. Box) (City or Town, State, Country and Zip Code)

Primary Location of Books and Records One West Nationwide Blvd., 1-04-701 Columbus, OH, US 43215-2220
(Street and Number) (City or Town, State, Country and Zip Code)
614-249-1545 (Area Code) (Telephone Number)

Internet Website Address www.nationwide.com

Statutory Statement Contact Monda S. Caudill, 614-249-1545
(Name) (Area Code) (Telephone Number)
FinRpt@nationwide.com, 866-315-1430
(E-mail Address) (FAX Number)

OFFICERS

President & COO David Alan Bano VP & Treasurer Carol Lynn Dove
VP & Secretary Robert William Horner III

OTHER

Pamela Ann Biesecker Sr VP-Head of Taxation Harry Hansen Hallowell Sr VP - CIO Mark Raymond Thresher Exec VP - CFO

DIRECTORS OR TRUSTEES

David Alan Bano James David Benson Kevin Thomas Hilyard
Michael Patrick Leach Duane Lee Meyer Mark Raymond Thresher

State of Ohio SS:
County of Franklin

The officers of this reporting entity being duly sworn, each depose and say that they are the described officers of said reporting entity, and that on the reporting period stated above, all of the herein described assets were the absolute property of the said reporting entity, free and clear from any liens or claims thereon, except as herein stated, and that this statement, together with related exhibits, schedules and explanations therein contained, annexed or referred to, is a full and true statement of all the assets and liabilities and of the condition and affairs of the said reporting entity as of the reporting period stated above, and of its income and deductions therefrom for the period ended, and have been completed in accordance with the NAIC Annual Statement Instructions and Accounting Practices and Procedures manual except to the extent that: (1) state law may differ; or, (2) that state rules or regulations require differences in reporting not related to accounting practices and procedures, according to the best of their information, knowledge and belief, respectively. Furthermore, the scope of this attestation by the described officers also includes the related corresponding electronic filing with the NAIC, when required, that is an exact copy (except for formatting differences due to electronic filing) of the enclosed statement. The electronic filing may be requested by various regulators in lieu of or in addition to the enclosed statement.

David Alan Bano
President & COO

Robert William Horner, III
VP & Secretary

Carol Lynn Dove
VP & Treasurer

Subscribed and sworn to before me this January, 2013
day of

- a. Is this an original filing? Yes [ X ] No [ ]
b. If no,
1. State the amendment number.....
2. Date filed .....
3. Number of pages attached.....



ANNUAL STATEMENT FOR THE YEAR 2012 OF THE NATIONWIDE INDEMNITY COMPANY

EXHIBIT OF PREMIUMS AND LOSSES (Statutory Page 14)

NAIC Group Code 0140

Direct Business in the state of Illinois

During the Year 2012

NAIC Company Code 10070

Line of Business	Gross Premiums, Including Policy and Membership Fees, Less Return Premiums and Premiums on Policies not Taken		3 Dividends Paid or Credited to Policyholders on Direct Business	4 Direct Unearned Premium Reserves	5 Direct Losses Paid (deducting salvage)	6 Direct Losses Incurred	7 Direct Losses Unpaid	8 Direct Defense and Cost Containment Expense Paid	9 Direct Defense and Cost Containment Expense Incurred	10 Direct Defense and Cost Containment Expense Unpaid	11 Commissions and Brokerage Expenses	12 Taxes, Licenses and Fees
	1 Direct Premiums Written	2 Direct Premiums Earned										
1. Fire .....												
2.1 Allied lines .....												
2.2 Multiple peril crop .....												
2.3 Federal flood .....												
3. Farmowners multiple peril .....												
4. Homeowners multiple peril .....												
5.1 Commercial multiple peril (non-liability portion) .....												
5.2 Commercial multiple peril (liability portion) .....												
6. Mortgage guaranty .....												
8. Ocean marine .....												
9. Inland marine .....												
10. Financial guaranty .....												
11. Medical professional liability .....												
12. Earthquake .....												
13. Group accident and health (b) .....												
14. Credit accident and health (group and individual) .....												
15.1 Collectively renewable accident and health (b) .....												
15.2 Non-cancelable accident and health(b) .....												
15.3 Guaranteed renewable accident and health(b) .....												
15.4 Non-renewable for stated reasons only (b) .....												
15.5 Other accident only .....												
15.6 Medicare Title XVIII exempt from state taxes or fees .....												
15.7 All other accident and health (b) .....												
15.8 Federal employees health benefits program premium (b) .....												
16. Workers' compensation .....												
17.1 Other Liability - occurrence .....												
17.2 Other Liability - claims made .....												
17.3 Excess workers' compensation .....												
18. Products liability .....												
19.1 Private passenger auto no-fault (personal injury protection) .....												
19.2 Other private passenger auto liability .....												
19.3 Commercial auto no-fault (personal injury protection) .....												
19.4 Other commercial auto liability .....												
21.1 Private passenger auto physical damage .....												
21.2 Commercial auto physical damage .....												
22. Aircraft (all perils) .....												
23. Fidelity .....												
24. Surety .....												
26. Burglary and theft .....												
27. Boiler and machinery .....												
28. Credit .....												
30. Warranty .....												
34. Aggregate write-ins for other lines of business .....												
35. TOTALS (a) .....												
<b>DETAILS OF WRITE-INS</b>												
3401. ....												
3402. ....												
3403. ....												
3498. Summary of remaining write-ins for Line 34 from overflow page .....												
3499. Totals (Lines 3401 thru 3403 plus 3498)(Line 34 above) .....												

NONE

(a) Finance and service charges not included in Lines 1 to 35 \$ .....

(b) For health business on indicated lines report: Number of persons insured under PPO managed care products ..... and number of persons insured under indemnity only products .....

19.1L



ANNUAL STATEMENT FOR THE YEAR 2012 OF THE NATIONWIDE INDEMNITY COMPANY

**EXHIBIT OF PREMIUMS AND LOSSES (Statutory Page 14)**

NAIC Group Code 0140

Direct Business in the state of Iowa

During the Year 2012

NAIC Company Code 10070

Line of Business	Gross Premiums, Including Policy and Membership Fees, Less Return Premiums and Premiums on Policies not Taken		3 Dividends Paid or Credited to Policyholders on Direct Business	4 Direct Unearned Premium Reserves	5 Direct Losses Paid (deducting salvage)	6 Direct Losses Incurred	7 Direct Losses Unpaid	8 Direct Defense and Cost Containment Expense Paid	9 Direct Defense and Cost Containment Expense Incurred	10 Direct Defense and Cost Containment Expense Unpaid	11 Commissions and Brokerage Expenses	12 Taxes, Licenses and Fees
	1 Direct Premiums Written	2 Direct Premiums Earned										
1. Fire .....												
2.1 Allied lines .....												
2.2 Multiple peril crop .....												
2.3 Federal flood .....												
3. Farmowners multiple peril .....												
4. Homeowners multiple peril .....												
5.1 Commercial multiple peril (non-liability portion) .....												
5.2 Commercial multiple peril (liability portion) .....												
6. Mortgage guaranty .....												
8. Ocean marine .....												
9. Inland marine .....												
10. Financial guaranty .....												
11. Medical professional liability .....												
12. Earthquake .....												
13. Group accident and health (b) .....												
14. Credit accident and health (group and individual) .....												
15.1 Collectively renewable accident and health (b) .....												
15.2 Non-cancelable accident and health(b) .....												
15.3 Guaranteed renewable accident and health(b) .....												
15.4 Non-renewable for stated reasons only (b) .....												
15.5 Other accident only .....												
15.6 Medicare Title XVIII exempt from state taxes or fees .....												
15.7 All other accident and health (b) .....												
15.8 Federal employees health benefits program premium (b) .....												
16. Workers' compensation .....												
17.1 Other Liability - occurrence .....												
17.2 Other Liability - claims made .....												
17.3 Excess workers' compensation .....												
18. Products liability .....												
19.1 Private passenger auto no-fault (personal injury protection) .....												
19.2 Other private passenger auto liability .....												
19.3 Commercial auto no-fault (personal injury protection) .....												
19.4 Other commercial auto liability .....												
21.1 Private passenger auto physical damage .....												
21.2 Commercial auto physical damage .....												
22. Aircraft (all perils) .....												
23. Fidelity .....												
24. Surety .....												
26. Burglary and theft .....												
27. Boiler and machinery .....												
28. Credit .....												
30. Warranty .....												
34. Aggregate write-ins for other lines of business .....												
35. TOTALS (a) .....												
<b>DETAILS OF WRITE-INS</b>												
3401. ....												
3402. ....												
3403. ....												
3498. Summary of remaining write-ins for Line 34 from overflow page .....												
3499. Totals (Lines 3401 thru 3403 plus 3498)(Line 34 above) .....												

NONE

(a) Finance and service charges not included in Lines 1 to 35 \$ .....

(b) For health business on indicated lines report: Number of persons insured under PPO managed care products ..... and number of persons insured under indemnity only products .....

191A



ANNUAL STATEMENT FOR THE YEAR 2012 OF THE NATIONWIDE INDEMNITY COMPANY

EXHIBIT OF PREMIUMS AND LOSSES (Statutory Page 14)

NAIC Group Code 0140

Direct Business in the state of New York

During the Year 2012

NAIC Company Code 10070

Line of Business	Gross Premiums, Including Policy and Membership Fees, Less Return Premiums and Premiums on Policies not Taken		3 Dividends Paid or Credited to Policyholders on Direct Business	4 Direct Unearned Premium Reserves	5 Direct Losses Paid (deducting salvage)	6 Direct Losses Incurred	7 Direct Losses Unpaid	8 Direct Defense and Cost Containment Expense Paid	9 Direct Defense and Cost Containment Expense Incurred	10 Direct Defense and Cost Containment Expense Unpaid	11 Commissions and Brokerage Expenses	12 Taxes, Licenses and Fees
	1 Direct Premiums Written	2 Direct Premiums Earned										
1. Fire .....												
2.1 Allied lines .....												
2.2 Multiple peril crop .....												
2.3 Federal flood .....												
3. Farmowners multiple peril .....												
4. Homeowners multiple peril .....												
5.1 Commercial multiple peril (non-liability portion) .....												
5.2 Commercial multiple peril (liability portion) .....												
6. Mortgage guaranty .....												
8. Ocean marine .....												
9. Inland marine .....												
10. Financial guaranty .....												
11. Medical professional liability .....												
12. Earthquake .....												
13. Group accident and health (b) .....												
14. Credit accident and health (group and individual) .....												
15.1 Collectively renewable accident and health (b) .....												
15.2 Non-cancelable accident and health(b) .....												
15.3 Guaranteed renewable accident and health(b) .....												
15.4 Non-renewable for stated reasons only (b) .....												
15.5 Other accident only .....												
15.6 Medicare Title XVIII exempt from state taxes or fees .....												
15.7 All other accident and health (b) .....												
15.8 Federal employees health benefits program premium (b) .....												
16. Workers' compensation .....												
17.1 Other Liability - occurrence .....												
17.2 Other Liability - claims made .....												
17.3 Excess workers' compensation .....												
18. Products liability .....												
19.1 Private passenger auto no-fault (personal injury protection) .....												
19.2 Other private passenger auto liability .....												
19.3 Commercial auto no-fault (personal injury protection) .....												
19.4 Other commercial auto liability .....												
21.1 Private passenger auto physical damage .....												
21.2 Commercial auto physical damage .....												
22. Aircraft (all perils) .....												
23. Fidelity .....												
24. Surety .....												
26. Burglary and theft .....												
27. Boiler and machinery .....												
28. Credit .....												
30. Warranty .....												
34. Aggregate write-ins for other lines of business .....												
35. TOTALS (a) .....												
<b>DETAILS OF WRITE-INS</b>												
3401. ....												
3402. ....												
3403. ....												
3498. Summary of remaining write-ins for Line 34 from overflow page .....												
3499. Totals (Lines 3401 thru 3403 plus 3498)(Line 34 above) .....												

NONE

(a) Finance and service charges not included in Lines 1 to 35 \$ .....

(b) For health business on indicated lines report: Number of persons insured under PPO managed care products ..... and number of persons insured under indemnity only products .....

19 NY



ANNUAL STATEMENT FOR THE YEAR 2012 OF THE NATIONWIDE INDEMNITY COMPANY

EXHIBIT OF PREMIUMS AND LOSSES (Statutory Page 14)

NAIC Group Code 0140

Direct Business in the state of Ohio

During the Year 2012

NAIC Company Code 10070

Line of Business	Gross Premiums, Including Policy and Membership Fees, Less Return Premiums and Premiums on Policies not Taken		3 Dividends Paid or Credited to Policyholders on Direct Business	4 Direct Unearned Premium Reserves	5 Direct Losses Paid (deducting salvage)	6 Direct Losses Incurred	7 Direct Losses Unpaid	8 Direct Defense and Cost Containment Expense Paid	9 Direct Defense and Cost Containment Expense Incurred	10 Direct Defense and Cost Containment Expense Unpaid	11 Commissions and Brokerage Expenses	12 Taxes, Licenses and Fees
	1 Direct Premiums Written	2 Direct Premiums Earned										
1. Fire .....												
2.1 Allied lines .....												
2.2 Multiple peril crop .....												
2.3 Federal flood .....												
3. Farmowners multiple peril .....												
4. Homeowners multiple peril .....												
5.1 Commercial multiple peril (non-liability portion) .....												
5.2 Commercial multiple peril (liability portion) .....												
6. Mortgage guaranty .....												
8. Ocean marine .....												
9. Inland marine .....												
10. Financial guaranty .....												
11. Medical professional liability .....												
12. Earthquake .....												
13. Group accident and health (b) .....												
14. Credit accident and health (group and individual) .....												
15.1 Collectively renewable accident and health (b) .....												
15.2 Non-cancelable accident and health(b) .....												
15.3 Guaranteed renewable accident and health(b) .....												
15.4 Non-renewable for stated reasons only (b) .....												
15.5 Other accident only .....												
15.6 Medicare Title XVIII exempt from state taxes or fees .....												
15.7 All other accident and health (b) .....												
15.8 Federal employees health benefits program premium (b) .....												
16. Workers' compensation .....												
17.1 Other Liability - occurrence .....												
17.2 Other Liability - claims made .....												
17.3 Excess workers' compensation .....												
18. Products liability .....												
19.1 Private passenger auto no-fault (personal injury protection) .....												
19.2 Other private passenger auto liability .....												
19.3 Commercial auto no-fault (personal injury protection) .....												
19.4 Other commercial auto liability .....												
21.1 Private passenger auto physical damage .....												
21.2 Commercial auto physical damage .....												
22. Aircraft (all perils) .....												
23. Fidelity .....												
24. Surety .....												
26. Burglary and theft .....												
27. Boiler and machinery .....												
28. Credit .....												
30. Warranty .....												
34. Aggregate write-ins for other lines of business .....												
35. TOTALS (a) .....												
<b>DETAILS OF WRITE-INS</b>												
3401. ....												
3402. ....												
3403. ....												
3498. Summary of remaining write-ins for Line 34 from overflow page .....												
3499. Totals (Lines 3401 thru 3403 plus 3498)(Line 34 above) .....												

NONE

(a) Finance and service charges not included in Lines 1 to 35 \$ .....

(b) For health business on indicated lines report: Number of persons insured under PPO managed care products ..... and number of persons insured under indemnity only products .....

19 OH



ANNUAL STATEMENT FOR THE YEAR 2012 OF THE NATIONWIDE INDEMNITY COMPANY

EXHIBIT OF PREMIUMS AND LOSSES (Statutory Page 14)

NAIC Group Code 0140

Direct Business in the state of Wisconsin

During the Year 2012

NAIC Company Code 10070

Line of Business	Gross Premiums, Including Policy and Membership Fees, Less Return Premiums and Premiums on Policies not Taken		3 Dividends Paid or Credited to Policyholders on Direct Business	4 Direct Unearned Premium Reserves	5 Direct Losses Paid (deducting salvage)	6 Direct Losses Incurred	7 Direct Losses Unpaid	8 Direct Defense and Cost Containment Expense Paid	9 Direct Defense and Cost Containment Expense Incurred	10 Direct Defense and Cost Containment Expense Unpaid	11 Commissions and Brokerage Expenses	12 Taxes, Licenses and Fees
	1 Direct Premiums Written	2 Direct Premiums Earned										
1. Fire .....												
2.1 Allied lines .....												
2.2 Multiple peril crop .....												
2.3 Federal flood .....												
3. Farmowners multiple peril .....												
4. Homeowners multiple peril .....												
5.1 Commercial multiple peril (non-liability portion) .....												
5.2 Commercial multiple peril (liability portion) .....												
6. Mortgage guaranty .....												
8. Ocean marine .....												
9. Inland marine .....												
10. Financial guaranty .....												
11. Medical professional liability .....												
12. Earthquake .....												
13. Group accident and health (b) .....												
14. Credit accident and health (group and individual) .....												
15.1 Collectively renewable accident and health (b) .....												
15.2 Non-cancelable accident and health(b) .....												
15.3 Guaranteed renewable accident and health(b) .....												
15.4 Non-renewable for stated reasons only (b) .....												
15.5 Other accident only .....												
15.6 Medicare Title XVIII exempt from state taxes or fees .....												
15.7 All other accident and health (b) .....												
15.8 Federal employees health benefits program premium (b) .....												
16. Workers' compensation .....												
17.1 Other Liability - occurrence .....												
17.2 Other Liability - claims made .....												
17.3 Excess workers' compensation .....												
18. Products liability .....												
19.1 Private passenger auto no-fault (personal injury protection) .....												
19.2 Other private passenger auto liability .....												
19.3 Commercial auto no-fault (personal injury protection) .....												
19.4 Other commercial auto liability .....												
21.1 Private passenger auto physical damage .....												
21.2 Commercial auto physical damage .....												
22. Aircraft (all perils) .....												
23. Fidelity .....												
24. Surety .....												
26. Burglary and theft .....												
27. Boiler and machinery .....												
28. Credit .....												
30. Warranty .....												
34. Aggregate write-ins for other lines of business .....												
35. TOTALS (a) .....												
<b>DETAILS OF WRITE-INS</b>												
3401. ....												
3402. ....												
3403. ....												
3498. Summary of remaining write-ins for Line 34 from overflow page .....												
3499. Totals (Lines 3401 thru 3403 plus 3498)(Line 34 above) .....												

NONE

19.WI

(a) Finance and service charges not included in Lines 1 to 35 \$ .....  
(b) For health business on indicated lines report: Number of persons insured under PPO managed care products ..... and number of persons insured under indemnity only products .....



ANNUAL STATEMENT FOR THE YEAR 2012 OF THE NATIONWIDE INDEMNITY COMPANY

EXHIBIT OF PREMIUMS AND LOSSES (Statutory Page 14)

NAIC Group Code 0140

Direct Business in the state of Grand Total

During the Year 2012

NAIC Company Code 10070

Line of Business	Gross Premiums, Including Policy and Membership Fees, Less Return Premiums and Premiums on Policies not Taken		3 Dividends Paid or Credited to Policyholders on Direct Business	4 Direct Unearned Premium Reserves	5 Direct Losses Paid (deducting salvage)	6 Direct Losses Incurred	7 Direct Losses Unpaid	8 Direct Defense and Cost Containment Expense Paid	9 Direct Defense and Cost Containment Expense Incurred	10 Direct Defense and Cost Containment Expense Unpaid	11 Commissions and Brokerage Expenses	12 Taxes, Licenses and Fees
	1 Direct Premiums Written	2 Direct Premiums Earned										
1. Fire .....												
2.1 Allied lines .....												
2.2 Multiple peril crop .....												
2.3 Federal flood .....												
3. Farmowners multiple peril .....												
4. Homeowners multiple peril .....												
5.1 Commercial multiple peril (non-liability portion) .....												
5.2 Commercial multiple peril (liability portion) .....												
6. Mortgage guaranty .....												
8. Ocean marine .....												
9. Inland marine .....												
10. Financial guaranty .....												
11. Medical professional liability .....												
12. Earthquake .....												
13. Group accident and health (b) .....												
14. Credit accident and health (group and individual) .....												
15.1 Collectively renewable accident and health (b) .....												
15.2 Non-cancelable accident and health(b) .....												
15.3 Guaranteed renewable accident and health(b) .....												
15.4 Non-renewable for stated reasons only (b) .....												
15.5 Other accident only .....												
15.6 Medicare Title XVIII exempt from state taxes or fees .....												
15.7 All other accident and health (b) .....												
15.8 Federal employees health benefits program premium (b) .....												
16. Workers' compensation .....												
17.1 Other Liability - occurrence .....												
17.2 Other Liability - claims made .....												
17.3 Excess workers' compensation .....												
18. Products liability .....												
19.1 Private passenger auto no-fault (personal injury protection) .....												
19.2 Other private passenger auto liability .....												
19.3 Commercial auto no-fault (personal injury protection) .....												
19.4 Other commercial auto liability .....												
21.1 Private passenger auto physical damage .....												
21.2 Commercial auto physical damage .....												
22. Aircraft (all perils) .....												
23. Fidelity .....												
24. Surety .....												
26. Burglary and theft .....												
27. Boiler and machinery .....												
28. Credit .....												
30. Warranty .....												
34. Aggregate write-ins for other lines of business .....												
35. TOTALS (a) .....												
3401. DETAILS OF WRITE-INS .....												
3402. ....												
3403. ....												
3498. Summary of remaining write-ins for Line 34 from overflow page .....												
3499. Totals (Lines 3401 thru 3403 plus 3498)(Line 34 above) .....												

NONE

(a) Finance and service charges not included in Lines 1 to 35 \$ .....  
(b) For health business on indicated lines report: Number of persons insured under PPO managed care products ..... and number of persons insured under indemnity only products .....

19.GT

ANNUAL STATEMENT FOR THE YEAR 2012 OF THE NATIONWIDE INDEMNITY COMPANY

**SCHEDULE F - PART 1**

Assumed Reinsurance as of December 31, Current Year (000 OMITTED)

1 Federal ID Number	2 NAIC Company Code	3 Name of Reinsured	4 Domiciliary Jurisdiction	5 Assumed Premium	Reinsurance On		8 Cols. 6 + 7	9 Contingent Commissions Payable	10 Assumed Premiums Receivable	11 Unearned Premium	12 Funds Held By or Deposited With Reinsured Companies	13 Letters of Credit Posted	14 Amount of Assets Pledged or Compensating Balances to Secure Letters of Credit	15 Amount of Assets Pledged or Collateral Held in Trust
					6 Paid Losses and Loss Adjustment Expenses	7 Known Case Losses and LAE								
42-6054959	19100	AMCO Insurance Company	IA		.50	.50	.50							
42-0618271	13838	Farmland Mutual Insurance Company	IA		1,745	1,745	1,745							
38-0865250	11991	National Casualty Company	WI	10	52,507	52,507	52,507		(101)		3,959			
42-1015537	28223	Nationwide Agribusiness Insurance Company	IA		1	1	1							
31-4425763	23760	Nationwide General Insurance Company	OH	1	7,448	7,448	7,448		(1)		500			
31-4177110	23779	Nationwide Mutual Fire Insurance Company	OH		1,942	1,942	1,942							
31-4177100	23787	Nationwide Mutual Insurance Company	OH	(157)	55,204	55,204	55,204		707	57	3,700			
31-0970750	37877	Nationwide Property & Casualty Insurance Company	OH		856	856	856							
0299999. Affiliates - U.S. Non-Pool					(146)	119,753	119,753		605	57	8,159			
0499999. Total - Affiliates					(146)	119,753	119,753		605	57	8,159			
39-0264050	21458	Employers Insurance Wausau	WI	1,526	463,118	463,118	463,118		523		1,762			
0599998. Other U.S. Unaffiliated Insurers Reinsurance for which the total of Column 8 is less than \$100,000														
0599999. Total Other U.S. Unaffiliated Insurers					1,526	463,118	463,118		523		1,762			
0699998. Pools and Associations - Reinsurance for which the total of Column 8 is less than \$100,000 - Mandatory Pools														
0699999. Total Pools, Associations or Other Similar Facilities - Mandatory Pools														
0799998. Pools and Associations - Reinsurance for which the total of Column 8 is less than \$100,000 - Voluntary Pools														
0799999. Total Pools, Associations or Other Similar Facilities - Voluntary Pools														
0899999. Total - Pools and Associations														
0999998. Other Non-U.S. Insurers - Reinsurance for which the total of Column 8 is less than \$100,000														
0999999. Total Other Non-U.S. Insurers														
9999999 Totals					1,380	582,871	582,871		1,128	57	9,921			

Schedule F - Part 2

**N O N E**

Schedule F - Part 3

**N O N E**

Schedule F - Part 4

**N O N E**

Schedule F - Part 5

**N O N E**

Schedule F - Part 5 - Bank Footnote

**N O N E**

Schedule F - Part 6 - Section 1 - Provision for Reinsurance Ceded to Certified Reinsurers

**N O N E**

Schedule F - Part 6 - Section 1 - Bank Footnote

**N O N E**

Schedule F - Part 6 - Section 2 - Provision for Overdue Reinsurance Ceded to Certified Reinsurers

**N O N E**

Schedule F - Part 7 - Provision for Overdue Authorized Reinsurance

**N O N E**

Schedule F - Part 8 - Provision for Overdue Reinsurance

**N O N E**

Schedule F - Part 9 - Restatement of Balance Sheet to Identify Net Credit for Reinsurance

**N O N E**

ANNUAL STATEMENT FOR THE YEAR 2012 OF THE NATIONWIDE INDEMNITY COMPANY

**SCHEDULE H - ACCIDENT AND HEALTH EXHIBIT**

	Total		Group Accident and Health		Credit Accident and Health (Group and Individual)		Collectively Renewable		Other Individual Contracts											
	1	2	3	4	5	6	7	8	Non-Cancelable		Guaranteed Renewable		Non-Renewable for Stated Reasons Only		Other Accident Only		All Other			
	Amount	%	Amount	%	Amount	%	Amount	%	Amount	%	Amount	%	Amount	%	Amount	%	Amount	%	Amount	%
<b>PART 1. - ANALYSIS OF UNDERWRITING OPERATIONS</b>																				
1. Premiums written .....	542	XXX		XXX		XXX		XXX		XXX		XXX		XXX		XXX		XXX	542	XXX
2. Premiums earned .....	542	XXX		XXX		XXX		XXX		XXX		XXX		XXX		XXX		XXX	542	XXX
3. Incurred claims .....	26,019	4,800.6		7,465															18,554	3,423.2
4. Cost containment expenses .....																				
5. Incurred claims and cost containment expenses (Lines 3 and 4) .....	26,019	4,800.6		7,465															18,554	3,423.2
6. Increase in contract reserves .....																				
7. Commissions (a) .....																				
8. Other general insurance expenses .....																				
9. Taxes, licenses and fees .....																				
10. Total other expenses incurred .....																				
11. Aggregate write-ins for deductions .....																				
12. Gain from underwriting before dividends or refunds .....																				
	(25,477)	(4,700.6)		(7,465)															(18,012)	(3,323.2)
13. Dividends or refunds .....																				
14. Gain from underwriting after dividends or refunds .....	(25,477)	(4,700.6)		(7,465)															(18,012)	(3,323.2)
<b>DETAILS OF WRITE-INS</b>																				
1101. ....																				
1102. ....																				
1103. ....																				
1198. Summary of remaining write-ins for Line 11 from overflow page .....																				
1199. Totals (Lines 1101 thru 1103 plus 1198)(Line 11 above)																				

(a) Includes \$ ..... reported as "Contract, membership and other fees retained by agents."

ANNUAL STATEMENT FOR THE YEAR 2012 OF THE NATIONWIDE INDEMNITY COMPANY  
**SCHEDULE H - ACCIDENT AND HEALTH EXHIBIT (Continued)**

	1	2	3	4	Other Individual Contracts				
					5	6	7	8	9
	Total	Group Accident and Health	Credit Accident and Health (Group and Individual)	Collectively Renewable	Non-Cancelable	Guaranteed Renewable	Non-Renewable for Stated Reasons Only	Other Accident Only	All Other
<b>PART 2. - RESERVES AND LIABILITIES</b>									
A. Premium Reserves:									
1. Unearned premiums .....									
2. Advance premiums .....									
3. Reserve for rate credits .....									
4. Total premium reserves, current year .....									
5. Total premium reserves, prior year .....									
6. Increase in total premium reserves .....									
B. Contract Reserves:									
1. Additional reserves (a) .....									
2. Reserve for future contingent benefits (deferred maternity and other similar benefits) .....									
3. Total contract reserves, current year .....									
4. Total contract reserves, prior year .....									
5. Increase in contract reserves .....									
C. Claim Reserves and Liabilities:									
1. Total current year .....	20,586	9,871							10,715
2. Total prior year .....	20,228	2,310							17,918
3. Increase .....	358	7,561							(7,203)

<b>PART 3. - TEST OF PRIOR YEAR'S CLAIM RESERVES AND LIABILITIES</b>									
1. Claims paid during the year:									
1.1 On claims incurred prior to current year .....	25,661	(96)							25,757
1.2 On claims incurred during current year .....									
2. Claim reserves and liabilities, December 31, current year:									
2.1 On claims incurred prior to current year .....	20,586	9,871							10,715
2.2 On claims incurred during current year .....									
3. Test:									
3.1 Line 1.1 and 2.1 .....	46,247	9,775							36,472
3.2 Claim reserves and liabilities, December 31, prior year .....	20,228	2,310							17,918
3.3 Line 3.1 minus Line 3.2 .....	26,019	7,465							18,554

<b>PART 4. - REINSURANCE</b>									
A. Reinsurance Assumed:									
1. Premiums written .....	542								542
2. Premiums earned .....	542								542
3. Incurred claims .....	26,019	7,465							18,554
4. Commissions .....									
B. Reinsurance Ceded:									
1. Premiums written .....									
2. Premiums earned .....									
3. Incurred claims .....									
4. Commissions .....									

(a) Includes \$ ..... premium deficiency reserve.

ANNUAL STATEMENT FOR THE YEAR 2012 OF THE NATIONWIDE INDEMNITY COMPANY

**SCHEDULE H - PART 5. - HEALTH CLAIMS**

	1 Medical	2 Dental	3 Other	4 Total
<b>A. Direct:</b>				
1. Incurred Claims .....				
2. Beginning claim reserves and liabilities .....				
3. Ending claim reserves and liabilities .....				
4. Claims paid				
<b>B. Assumed Reinsurance:</b>				
5. Incurred Claims.....	26,019			26,019
6. Beginning claim reserves and liabilities .....	20,228			20,228
7. Ending claim reserves and liabilities .....	20,587			20,587
8. Claims paid	25,660			25,660
<b>C. Ceded Reinsurance:</b>				
9. Incurred Claims.....				
10. Beginning claim reserves and liabilities .....				
11. Ending claim reserves and liabilities .....				
12. Claims paid				
<b>D. Net:</b>				
13. Incurred Claims.....	26,019			26,019
14. Beginning claim reserves and liabilities .....	20,228			20,228
15. Ending claim reserves and liabilities .....	20,587			20,587
16. Claims paid	25,660			25,660
<b>E. Net Incurred Claims and Cost Containment Expenses:</b>				
17. Incurred claims and cost containment expenses .....	26,019			26,019
18. Beginning reserves and liabilities .....	20,228			20,228
19. Ending reserves and liabilities .....	20,587			20,587
20. Paid claims and cost containment expenses	25,660			25,660

**ANNUAL STATEMENT FOR THE YEAR 2012 OF THE NATIONWIDE INDEMNITY COMPANY**  
**SCHEDULE P - PART 1A - HOMEOWNERS/FAROWNERS**  
(\$000 OMITTED)

Years in Which Premiums Were Earned and Losses Were Incurred	Premiums Earned			Loss and Loss Expense Payments						10 Salvage and Subrogation Received	11 Total Net Paid Cols (4 - 5 + 6 - 7 + 8 - 9)	12 Number of Claims Reported Direct and Assumed
	1 Direct and Assumed	2 Ceded	3 Net (1 - 2)	Loss Payments		Defense and Cost Containment Payments		Adjusting and Other Payments				
				4 Direct and Assumed	5 Ceded	6 Direct and Assumed	7 Ceded	8 Direct and Assumed	9 Ceded			
1. Prior.....	XXX	XXX	XXX	(1)							(1)	XXX
2. 2003.....												
3. 2004.....	0		0									
4. 2005.....	0		0									
5. 2006.....												
6. 2007.....	300		300									
7. 2008.....												
8. 2009.....	0		0									
9. 2010.....												
10. 2011.....												
11. 2012.....												
12. Totals	XXX	XXX	XXX	(1)							(1)	XXX

	Losses Unpaid				Defense and Cost Containment Unpaid				Adjusting and Other Unpaid		23 Salvage and Subrogation Anticipated	24 Total Net Losses and Expenses Unpaid	25 Number of Claims Outstanding Direct and Assumed
	Case Basis		Bulk + IBNR		Case Basis		Bulk + IBNR		21 Direct and Assumed	22 Ceded			
	13 Direct and Assumed	14 Ceded	15 Direct and Assumed	16 Ceded	17 Direct and Assumed	18 Ceded	19 Direct and Assumed	20 Ceded					
1. Prior.....	187		3		1		5		2			198	7
2. 2003.....													
3. 2004.....													
4. 2005.....													
5. 2006.....													
6. 2007.....													
7. 2008.....													
8. 2009.....													
9. 2010.....													
10. 2011.....													
11. 2012.....													
12. Totals	187		3		1		5		2			198	7

	Total Losses and Loss Expenses Incurred			Loss and Loss Expense Percentage (Incurred / Premiums Earned)			Nontabular Discount		34 Inter-Company Pooling Participation Percentage	Net Balance Sheet Reserves After Discount	
	26 Direct and Assumed	27 Ceded	28 Net	29 Direct and Assumed	30 Ceded	31 Net	32 Loss	33 Loss Expense		35 Losses Unpaid	36 Loss Expenses Unpaid
1. Prior.....	XXX	XXX	XXX	XXX	XXX	XXX			XXX	190	8
2. 2003.....											
3. 2004.....											
4. 2005.....											
5. 2006.....											
6. 2007.....											
7. 2008.....											
8. 2009.....											
9. 2010.....											
10. 2011.....											
11. 2012.....											
12. Totals	XXX	XXX	XXX	XXX	XXX	XXX			XXX	190	8

**ANNUAL STATEMENT FOR THE YEAR 2012 OF THE NATIONWIDE INDEMNITY COMPANY**  
**SCHEDULE P - PART 1B - PRIVATE PASSENGER AUTO LIABILITY/MEDICAL**  
(\$000 OMITTED)

Years in Which Premiums Were Earned and Losses Were Incurred	Premiums Earned			Loss and Loss Expense Payments						10 Salvage and Subrogation Received	11 Total Net Paid Cols (4 - 5 + 6 - 7 + 8 - 9)	12 Number of Claims Reported Direct and Assumed
	1 Direct and Assumed	2 Ceded	3 Net (1 - 2)	Loss Payments		Defense and Cost Containment Payments		Adjusting and Other Payments				
				4 Direct and Assumed	5 Ceded	6 Direct and Assumed	7 Ceded	8 Direct and Assumed	9 Ceded			
1. Prior.....	XXX	XXX	XXX	189		(12)			1		178	XXX
2. 2003.....	(14)		(14)									
3. 2004.....	126		126									
4. 2005.....	(75)		(75)									
5. 2006.....	30		30									
6. 2007.....	(6)		(6)									
7. 2008.....	(16)		(16)									
8. 2009.....	4		4									
9. 2010.....	5		5									
10. 2011.....	(2)		(2)									
11. 2012.....	1		1									
12. Totals	XXX	XXX	XXX	189		(12)			1		178	XXX

	Losses Unpaid				Defense and Cost Containment Unpaid				Adjusting and Other Unpaid		23 Salvage and Subrogation Anticipated	24 Total Net Losses and Expenses Unpaid	25 Number of Claims Outstanding Direct and Assumed
	Case Basis		Bulk + IBNR		Case Basis		Bulk + IBNR		Adjusting and Other Unpaid				
	13 Direct and Assumed	14 Ceded	15 Direct and Assumed	16 Ceded	17 Direct and Assumed	18 Ceded	19 Direct and Assumed	20 Ceded	21 Direct and Assumed	22 Ceded			
1. Prior.....	2,444		(171)		1				0			2,274	595
2. 2003.....													
3. 2004.....													
4. 2005.....													
5. 2006.....													
6. 2007.....													
7. 2008.....													
8. 2009.....													
9. 2010.....													
10. 2011.....													
11. 2012.....													
12. Totals	2,444		(171)		1				0			2,274	595

	Total Losses and Loss Expenses Incurred			Loss and Loss Expense Percentage (Incurred / Premiums Earned)			Nontabular Discount		34 Inter-Company Pooling Participation Percentage	Net Balance Sheet Reserves After Discount	
	26 Direct and Assumed	27 Ceded	28 Net	29 Direct and Assumed	30 Ceded	31 Net	32 Loss	33 Loss Expense		35 Losses Unpaid	36 Loss Expenses Unpaid
	1. Prior.....	XXX	XXX	XXX	XXX	XXX	XXX				XXX
2. 2003.....											
3. 2004.....											
4. 2005.....											
5. 2006.....											
6. 2007.....											
7. 2008.....											
8. 2009.....											
9. 2010.....											
10. 2011.....											
11. 2012.....											
12. Totals	XXX	XXX	XXX	XXX	XXX	XXX			XXX	2,273	1

**ANNUAL STATEMENT FOR THE YEAR 2012 OF THE NATIONWIDE INDEMNITY COMPANY**  
**SCHEDULE P - PART 1C - COMMERCIAL AUTO/TRUCK LIABILITY/MEDICAL**  
(\$000 OMITTED)

Years in Which Premiums Were Earned and Losses Were Incurred	Premiums Earned			Loss and Loss Expense Payments						10 Salvage and Subrogation Received	11 Total Net Paid Cols (4 - 5 + 6 - 7 + 8 - 9)	12 Number of Claims Reported Direct and Assumed
	1 Direct and Assumed	2 Ceded	3 Net (1 - 2)	Loss Payments		Defense and Cost Containment Payments		Adjusting and Other Payments				
				4 Direct and Assumed	5 Ceded	6 Direct and Assumed	7 Ceded	8 Direct and Assumed	9 Ceded			
1. Prior.....	XXX	XXX	XXX	309		1					310	XXX
2. 2003.....	(291)		(291)					32			32	42
3. 2004.....	(34)		(34)									
4. 2005.....	(2)		(2)									
5. 2006.....	(100)		(100)									
6. 2007.....	96		96									
7. 2008.....	(6)		(6)									
8. 2009.....	(58)		(58)									
9. 2010.....	(43)		(43)									
10. 2011.....	(18)		(18)									
11. 2012.....	(8)		(8)									
12. Totals	XXX	XXX	XXX	309		1		32			342	XXX

	Losses Unpaid				Defense and Cost Containment Unpaid				Adjusting and Other Unpaid		23 Salvage and Subrogation Anticipated	24 Total Net Losses and Expenses Unpaid	25 Number of Claims Outstanding Direct and Assumed
	Case Basis		Bulk + IBNR		Case Basis		Bulk + IBNR						
	13 Direct and Assumed	14 Ceded	15 Direct and Assumed	16 Ceded	17 Direct and Assumed	18 Ceded	19 Direct and Assumed	20 Ceded	21 Direct and Assumed	22 Ceded			
1. Prior.....	8,910		(99)		52		0		129			8,993	161
2. 2003.....									0			0	
3. 2004.....													
4. 2005.....													
5. 2006.....													
6. 2007.....													
7. 2008.....													
8. 2009.....													
9. 2010.....													
10. 2011.....													
11. 2012.....													
12. Totals	8,910		(99)		52		0		129			8,993	161

	Total Losses and Loss Expenses Incurred			Loss and Loss Expense Percentage (Incurred / Premiums Earned)			Nontabular Discount		34 Inter-Company Pooling Participation Percentage	Net Balance Sheet Reserves After Discount	
	26 Direct and Assumed	27 Ceded	28 Net	29 Direct and Assumed	30 Ceded	31 Net	32 Loss	33 Loss Expense		35 Losses Unpaid	36 Loss Expenses Unpaid
	1. Prior.....	XXX	XXX	XXX	XXX	XXX	XXX				XXX
2. 2003.....	32		32	(11.0)		(11.0)					0
3. 2004.....											
4. 2005.....											
5. 2006.....											
6. 2007.....											
7. 2008.....											
8. 2009.....											
9. 2010.....											
10. 2011.....											
11. 2012.....											
12. Totals	XXX	XXX	XXX	XXX	XXX	XXX			XXX	8,812	182

ANNUAL STATEMENT FOR THE YEAR 2012 OF THE NATIONWIDE INDEMNITY COMPANY

**SCHEDULE P - PART 1D - WORKERS' COMPENSATION**  
**(EXCLUDING EXCESS WORKERS' COMPENSATION)**

(\$000 OMITTED)

Years in Which Premiums Were Earned and Losses Were Incurred	Premiums Earned			Loss and Loss Expense Payments						12 Number of Claims Reported Direct and Assumed		
	1 Direct and Assumed	2 Ceded	3 Net (1 - 2)	Loss Payments		Defense and Cost Containment Payments		Adjusting and Other Payments			10 Salvage and Subrogation Received	11 Total Net Paid Cols (4 - 5 + 6 - 7 + 8 - 9)
				4 Direct and Assumed	5 Ceded	6 Direct and Assumed	7 Ceded	8 Direct and Assumed	9 Ceded			
1. Prior	XXX	XXX	XXX	1,155		180					1,335	XXX
2. 2003	(133)		(133)					3			3	
3. 2004	83		83									
4. 2005	62		62									
5. 2006	32		32									
6. 2007	28		28									
7. 2008	130		130									
8. 2009	(1)		(1)									
9. 2010	62		62									
10. 2011	(7)		(7)									
11. 2012	(1)		(1)									
12. Totals	XXX	XXX	XXX	1,155		180		3			1,338	XXX

	Losses Unpaid				Defense and Cost Containment Unpaid				Adjusting and Other Unpaid		23 Salvage and Subrogation Anticipated	24 Total Net Losses and Expenses Unpaid	25 Number of Claims Outstanding Direct and Assumed
	Case Basis		Bulk + IBNR		Case Basis		Bulk + IBNR		21 Direct and Assumed	22 Ceded			
	13 Direct and Assumed	14 Ceded	15 Direct and Assumed	16 Ceded	17 Direct and Assumed	18 Ceded	19 Direct and Assumed	20 Ceded					
1. Prior	16,411		18,801		1,160		3,055		1,628			41,055	2,116
2. 2003													
3. 2004													
4. 2005													
5. 2006													
6. 2007													
7. 2008													
8. 2009													
9. 2010													
10. 2011													
11. 2012													
12. Totals	16,411		18,801		1,160		3,055		1,628			41,055	2,116

	Total Losses and Loss Expenses Incurred			Loss and Loss Expense Percentage (Incurred / Premiums Earned)			Nontabular Discount		34 Inter-Company Pooling Participation Percentage	Net Balance Sheet Reserves After Discount	
	26 Direct and Assumed	27 Ceded	28 Net	29 Direct and Assumed	30 Ceded	31 Net	32 Loss	33 Loss Expense		35 Losses Unpaid	36 Loss Expenses Unpaid
1. Prior	XXX	XXX	XXX	XXX	XXX	XXX			XXX	35,212	5,842
2. 2003	3		3	(2.3)		(2.3)					
3. 2004											
4. 2005											
5. 2006											
6. 2007											
7. 2008											
8. 2009											
9. 2010											
10. 2011											
11. 2012											
12. Totals	XXX	XXX	XXX	XXX	XXX	XXX			XXX	35,212	5,842

**ANNUAL STATEMENT FOR THE YEAR 2012 OF THE NATIONWIDE INDEMNITY COMPANY**  
**SCHEDULE P - PART 1E - COMMERCIAL MULTIPLE PERIL**  
(\$000 OMITTED)

Years in Which Premiums Were Earned and Losses Were Incurred	Premiums Earned			Loss and Loss Expense Payments						12 Number of Claims Reported Direct and Assumed		
	1 Direct and Assumed	2 Ceded	3 Net (1 - 2)	Loss Payments		Defense and Cost Containment Payments		Adjusting and Other Payments			10 Salvage and Subrogation Received	11 Total Net Paid Cols (4 - 5 + 6 - 7 + 8 - 9)
				4 Direct and Assumed	5 Ceded	6 Direct and Assumed	7 Ceded	8 Direct and Assumed	9 Ceded			
1. Prior.....	XXX	XXX	XXX	1,245		2,046		33			3,324	XXX
2. 2003.....	32		32					118			118	2
3. 2004.....	(2)		(2)									
4. 2005.....	7		7									
5. 2006.....	7		7									
6. 2007.....	1		1									
7. 2008.....	0		0									
8. 2009.....	(3)		(3)									
9. 2010.....	(3)		(3)									
10. 2011.....	0		0									
11. 2012.....												
12. Totals	XXX	XXX	XXX	1,245		2,046		151			3,442	XXX

	Losses Unpaid				Defense and Cost Containment Unpaid				Adjusting and Other Unpaid		23 Salvage and Subrogation Anticipated	24 Total Net Losses and Expenses Unpaid	25 Number of Claims Outstanding Direct and Assumed
	Case Basis		Bulk + IBNR		Case Basis		Bulk + IBNR		Adjusting and Other Unpaid				
	13 Direct and Assumed	14 Ceded	15 Direct and Assumed	16 Ceded	17 Direct and Assumed	18 Ceded	19 Direct and Assumed	20 Ceded	21 Direct and Assumed	22 Ceded			
1. Prior.....	5,031		18,468		8,073		19,840		14,630			66,041	7,824
2. 2003.....													
3. 2004.....													
4. 2005.....													
5. 2006.....													
6. 2007.....													
7. 2008.....													
8. 2009.....													
9. 2010.....													
10. 2011.....													
11. 2012.....													
12. Totals	5,031		18,468		8,073		19,840		14,630			66,041	7,824

	Total Losses and Loss Expenses Incurred			Loss and Loss Expense Percentage (Incurred / Premiums Earned)			Nontabular Discount		34 Inter-Company Pooling Participation Percentage	Net Balance Sheet Reserves After Discount	
	26 Direct and Assumed	27 Ceded	28 Net	29 Direct and Assumed	30 Ceded	31 Net	32 Loss	33 Loss Expense		35 Losses Unpaid	36 Loss Expenses Unpaid
1. Prior.....	XXX	XXX	XXX	XXX	XXX	XXX			XXX	23,498	42,543
2. 2003.....	118		118	368.8		368.8					
3. 2004.....											
4. 2005.....											
5. 2006.....											
6. 2007.....											
7. 2008.....											
8. 2009.....											
9. 2010.....											
10. 2011.....											
11. 2012.....											
12. Totals	XXX	XXX	XXX	XXX	XXX	XXX			XXX	23,498	42,543

**ANNUAL STATEMENT FOR THE YEAR 2012 OF THE NATIONWIDE INDEMNITY COMPANY**  
**SCHEDULE P - PART 1F - SECTION 1 - MEDICAL PROFESSIONAL LIABILITY - OCCURRENCE**  
(\$000 OMITTED)

Years in Which Premiums Were Earned and Losses Were Incurred	Premiums Earned			Loss and Loss Expense Payments						10 Salvage and Subrogation Received	11 Total Net Paid Cols (4 - 5 + 6 - 7 + 8 - 9)	12 Number of Claims Reported Direct and Assumed
	1 Direct and Assumed	2 Ceded	3 Net (1 - 2)	Loss Payments		Defense and Cost Containment Payments		Adjusting and Other Payments				
				4 Direct and Assumed	5 Ceded	6 Direct and Assumed	7 Ceded	8 Direct and Assumed	9 Ceded			
1. Prior.....	XXX	XXX	XXX	.84		1					85	XXX
2. 2003.....												
3. 2004.....												
4. 2005.....												
5. 2006.....												
6. 2007.....												
7. 2008.....												
8. 2009.....												
9. 2010.....												
10. 2011.....												
11. 2012.....												
12. Totals	XXX	XXX	XXX	84		1					85	XXX

	Losses Unpaid				Defense and Cost Containment Unpaid				Adjusting and Other Unpaid		23 Salvage and Subrogation Anticipated	24 Total Net Losses and Expenses Unpaid	25 Number of Claims Outstanding Direct and Assumed
	Case Basis		Bulk + IBNR		Case Basis		Bulk + IBNR		Adjusting and Other Unpaid				
	13 Direct and Assumed	14 Ceded	15 Direct and Assumed	16 Ceded	17 Direct and Assumed	18 Ceded	19 Direct and Assumed	20 Ceded	21 Direct and Assumed	22 Ceded			
1. Prior.....	(31)				(79)		0		1			(109)	79
2. 2003.....													
3. 2004.....													
4. 2005.....													
5. 2006.....													
6. 2007.....													
7. 2008.....													
8. 2009.....													
9. 2010.....													
10. 2011.....													
11. 2012.....													
12. Totals	(31)				(79)		0		1			(109)	79

	Total Losses and Loss Expenses Incurred			Loss and Loss Expense Percentage (Incurred / Premiums Earned)			Nontabular Discount		34 Inter-Company Pooling Participation Percentage	Net Balance Sheet Reserves After Discount	
	26 Direct and Assumed	27 Ceded	28 Net	29 Direct and Assumed	30 Ceded	31 Net	32 Loss	33 Loss Expense		35 Losses Unpaid	36 Loss Expenses Unpaid
	1. Prior.....	XXX	XXX	XXX	XXX	XXX	XXX				XXX
2. 2003.....											
3. 2004.....											
4. 2005.....											
5. 2006.....											
6. 2007.....											
7. 2008.....											
8. 2009.....											
9. 2010.....											
10. 2011.....											
11. 2012.....											
12. Totals	XXX	XXX	XXX	XXX	XXX	XXX			XXX	(31)	(78)

ANNUAL STATEMENT FOR THE YEAR 2012 OF THE NATIONWIDE INDEMNITY COMPANY  
**SCHEDULE P - PART 1F - SECTION 2 - MEDICAL PROFESSIONAL LIABILITY - CLAIMS-MADE**  
(\$000 OMITTED)

Years in Which Premiums Were Earned and Losses Were Incurred	Premiums Earned			Loss and Loss Expense Payments						10 Salvage and Subrogation Received	11 Total Net Paid Cols (4 - 5 + 6 - 7 + 8 - 9)	12 Number of Claims Reported Direct and Assumed
	1 Direct and Assumed	2 Ceded	3 Net (1 - 2)	Loss Payments		Defense and Cost Containment Payments		Adjusting and Other Payments				
				4 Direct and Assumed	5 Ceded	6 Direct and Assumed	7 Ceded	8 Direct and Assumed	9 Ceded			
1. Prior.....	XXX	XXX	XXX									XXX
2. 2003.....												
3. 2004.....												
4. 2005.....												
5. 2006.....												
6. 2007.....												
7. 2008.....												
8. 2009.....												
9. 2010.....												
10. 2011.....												
11. 2012.....												
12. Totals	XXX	XXX	XXX									XXX

**NONE**

	Losses Unpaid				Defense and Cost Containment Unpaid				Adjusting and Other Unpaid		23 Salvage and Subrogation Anticipated	24 Total Net Losses and Expenses Unpaid	25 Number of Claims Outstanding Direct and Assumed
	Case Basis		Bulk + IBNR		Case Basis		Bulk + IBNR		Adjusting and Other Unpaid				
	13 Direct and Assumed	14 Ceded	15 Direct and Assumed	16 Ceded	17 Direct and Assumed	18 Ceded	19 Direct and Assumed	20 Ceded	21 Direct and Assumed	22 Ceded			
1. Prior.....													
2. 2003.....													
3. 2004.....													
4. 2005.....													
5. 2006.....													
6. 2007.....													
7. 2008.....													
8. 2009.....													
9. 2010.....													
10. 2011.....													
11. 2012.....													
12. Totals													

**NONE**

	Total Losses and Loss Expenses Incurred			Loss and Loss Expense Percentage (Incurred / Premiums Earned)			Nontabular Discount		34 Inter-Company Pooling Participation Percentage	Net Balance Sheet Reserves After Discount	
	26 Direct and Assumed	27 Ceded	28 Net	29 Direct and Assumed	30 Ceded	31 Net	32 Loss	33 Loss Expense		35 Losses Unpaid	36 Loss Expenses Unpaid
	1. Prior.....	XXX	XXX	XXX	XXX	XXX	XXX				XXX
2. 2003.....											
3. 2004.....											
4. 2005.....											
5. 2006.....											
6. 2007.....											
7. 2008.....											
8. 2009.....											
9. 2010.....											
10. 2011.....											
11. 2012.....											
12. Totals	XXX	XXX	XXX	XXX	XXX	XXX			XXX		

**NONE**

**ANNUAL STATEMENT FOR THE YEAR 2012 OF THE NATIONWIDE INDEMNITY COMPANY**  
**SCHEDULE P - PART 1G - SPECIAL LIABILITY (OCEAN MARINE, AIRCRAFT (ALL PERILS),**  
**BOILER AND MACHINERY)**  
(\$000 OMITTED)

Years in Which Premiums Were Earned and Losses Were Incurred	Premiums Earned			Loss and Loss Expense Payments						10 Salvage and Subrogation Received	11 Total Net Paid Cols (4 - 5 + 6 - 7 + 8 - 9)	12 Number of Claims Reported Direct and Assumed
	1	2	3	Loss Payments		Defense and Cost Containment Payments		Adjusting and Other Payments				
	Direct and Assumed	Ceded	Net (1 - 2)	4 Direct and Assumed	5 Ceded	6 Direct and Assumed	7 Ceded	8 Direct and Assumed	9 Ceded			
1. Prior	XXX	XXX	XXX	132		23					155	XXX
2. 2003	614		614									XXX
3. 2004	(20)		(20)									XXX
4. 2005	144		144									XXX
5. 2006	31		31									XXX
6. 2007	1		1									XXX
7. 2008	20		20									XXX
8. 2009	(13)		(13)									XXX
9. 2010	3		3									XXX
10. 2011	3		3									XXX
11. 2012	(3)		(3)									XXX
12. Totals	XXX	XXX	XXX	132		23					155	XXX

	Losses Unpaid				Defense and Cost Containment Unpaid				Adjusting and Other Unpaid		23 Salvage and Subrogation Anticipated	24 Total Net Losses and Expenses Unpaid	25 Number of Claims Outstanding Direct and Assumed
	Case Basis		Bulk + IBNR		Case Basis		Bulk + IBNR						
	13 Direct and Assumed	14 Ceded	15 Direct and Assumed	16 Ceded	17 Direct and Assumed	18 Ceded	19 Direct and Assumed	20 Ceded	21 Direct and Assumed	22 Ceded			
1. Prior	438		767		67				0			1,272	157
2. 2003													
3. 2004													
4. 2005													
5. 2006													
6. 2007													
7. 2008													
8. 2009													
9. 2010													
10. 2011													
11. 2012													
12. Totals	438		767		67				0			1,272	157

	Total Losses and Loss Expenses Incurred			Loss and Loss Expense Percentage (Incurred / Premiums Earned)			Nontabular Discount		34 Inter-Company Pooling Participation Percentage	Net Balance Sheet Reserves After Discount	
	26	27	28	29	30	31	32	33		35	36
	Direct and Assumed	Ceded	Net	Direct and Assumed	Ceded	Net	Loss	Loss Expense		Losses Unpaid	Loss Expenses Unpaid
1. Prior	XXX	XXX	XXX	XXX	XXX	XXX			XXX	1,205	67
2. 2003											
3. 2004											
4. 2005											
5. 2006											
6. 2007											
7. 2008											
8. 2009											
9. 2010											
10. 2011											
11. 2012											
12. Totals	XXX	XXX	XXX	XXX	XXX	XXX			XXX	1,205	67

**ANNUAL STATEMENT FOR THE YEAR 2012 OF THE NATIONWIDE INDEMNITY COMPANY**  
**SCHEDULE P - PART 1H - SECTION 1 - OTHER LIABILITY - OCCURRENCE**  
(\$000 OMITTED)

Years in Which Premiums Were Earned and Losses Were Incurred	Premiums Earned			Loss and Loss Expense Payments						12 Number of Claims Reported Direct and Assumed		
	1 Direct and Assumed	2 Ceded	3 Net (1 - 2)	Loss Payments		Defense and Cost Containment Payments		Adjusting and Other Payments			10 Salvage and Subrogation Received	11 Total Net Paid Cols (4 - 5 + 6 - 7 + 8 - 9)
				4 Direct and Assumed	5 Ceded	6 Direct and Assumed	7 Ceded	8 Direct and Assumed	9 Ceded			
1. Prior.....	XXX	XXX	XXX	39,894		10,856		17,208			67,958	XXX
2. 2003.....	2,325		2,325					1,183			1,183	24
3. 2004.....	1,483		1,483					211			211	
4. 2005.....	2,448		2,448					375			375	
5. 2006.....	(518)		(518)					119			119	
6. 2007.....	1,509		1,509					305			305	
7. 2008.....	1,114		1,114									
8. 2009.....	3,887		3,887									
9. 2010.....	908		908									
10. 2011.....	530		530									
11. 2012.....	1,570		1,570									
12. Totals	XXX	XXX	XXX	39,894		10,856		19,401			70,151	XXX

	Losses Unpaid				Defense and Cost Containment Unpaid				Adjusting and Other Unpaid		23 Salvage and Subrogation Anticipated	24 Total Net Losses and Expenses Unpaid	25 Number of Claims Outstanding Direct and Assumed
	Case Basis		Bulk + IBNR		Case Basis		Bulk + IBNR		Adjusting and Other Unpaid				
	13 Direct and Assumed	14 Ceded	15 Direct and Assumed	16 Ceded	17 Direct and Assumed	18 Ceded	19 Direct and Assumed	20 Ceded	21 Direct and Assumed	22 Ceded			
1. Prior.....	57,456		213,794		26,153		149,658		270,114			717,175	33,555
2. 2003.....									(160)			(160)	
3. 2004.....													
4. 2005.....													
5. 2006.....													
6. 2007.....													
7. 2008.....													
8. 2009.....													
9. 2010.....													
10. 2011.....													
11. 2012.....													
12. Totals	57,456		213,794		26,153		149,658		269,955			717,015	33,555

	Total Losses and Loss Expenses Incurred			Loss and Loss Expense Percentage (Incurred / Premiums Earned)			Nontabular Discount		34 Inter-Company Pooling Participation Percentage	Net Balance Sheet Reserves After Discount	
	26 Direct and Assumed	27 Ceded	28 Net	29 Direct and Assumed	30 Ceded	31 Net	32 Loss	33 Loss Expense		35 Losses Unpaid	36 Loss Expenses Unpaid
	1. Prior.....	XXX	XXX	XXX	XXX	XXX	XXX				XXX
2. 2003.....	1,023		1,023	44.0		44.0					(160)
3. 2004.....	211		211	14.2		14.2					
4. 2005.....	375		375	15.3		15.3					
5. 2006.....	119		119	(23.0)		(23.0)					
6. 2007.....	305		305	20.2		20.2					
7. 2008.....											
8. 2009.....											
9. 2010.....											
10. 2011.....											
11. 2012.....											
12. Totals	XXX	XXX	XXX	XXX	XXX	XXX			XXX	271,250	445,766

**ANNUAL STATEMENT FOR THE YEAR 2012 OF THE NATIONWIDE INDEMNITY COMPANY**  
**SCHEDULE P - PART 1H - SECTION 2 - OTHER LIABILITY - CLAIMS-MADE**  
(\$000 OMITTED)

Years in Which Premiums Were Earned and Losses Were Incurred	Premiums Earned			Loss and Loss Expense Payments						10 Salvage and Subrogation Received	11 Total Net Paid Cols (4 - 5 + 6 - 7 + 8 - 9)	12 Number of Claims Reported Direct and Assumed
	1 Direct and Assumed	2 Ceded	3 Net (1 - 2)	Loss Payments		Defense and Cost Containment Payments		Adjusting and Other Payments				
				4 Direct and Assumed	5 Ceded	6 Direct and Assumed	7 Ceded	8 Direct and Assumed	9 Ceded			
1. Prior.....	XXX	XXX	XXX	3							3	XXX
2. 2003.....												
3. 2004.....												
4. 2005.....												
5. 2006.....												
6. 2007.....												
7. 2008.....												
8. 2009.....												
9. 2010.....												
10. 2011.....												
11. 2012.....												
12. Totals	XXX	XXX	XXX	3							3	XXX

	Losses Unpaid				Defense and Cost Containment Unpaid				Adjusting and Other Unpaid		23 Salvage and Subrogation Anticipated	24 Total Net Losses and Expenses Unpaid	25 Number of Claims Outstanding Direct and Assumed
	Case Basis		Bulk + IBNR		Case Basis		Bulk + IBNR		Adjusting and Other Unpaid				
	13 Direct and Assumed	14 Ceded	15 Direct and Assumed	16 Ceded	17 Direct and Assumed	18 Ceded	19 Direct and Assumed	20 Ceded	21 Direct and Assumed	22 Ceded			
1. Prior.....	(17)		4		0		5					(8)	60
2. 2003.....													
3. 2004.....													
4. 2005.....													
5. 2006.....													
6. 2007.....													
7. 2008.....													
8. 2009.....													
9. 2010.....													
10. 2011.....													
11. 2012.....													
12. Totals	(17)		4		0		5					(8)	60

	Total Losses and Loss Expenses Incurred			Loss and Loss Expense Percentage (Incurred / Premiums Earned)			Nontabular Discount		34 Inter-Company Pooling Participation Percentage	Net Balance Sheet Reserves After Discount	
	26 Direct and Assumed	27 Ceded	28 Net	29 Direct and Assumed	30 Ceded	31 Net	32 Loss	33 Loss Expense		35 Losses Unpaid	36 Loss Expenses Unpaid
	1. Prior.....	XXX	XXX	XXX	XXX	XXX	XXX				XXX
2. 2003.....											
3. 2004.....											
4. 2005.....											
5. 2006.....											
6. 2007.....											
7. 2008.....											
8. 2009.....											
9. 2010.....											
10. 2011.....											
11. 2012.....											
12. Totals	XXX	XXX	XXX	XXX	XXX	XXX			XXX	(13)	5

ANNUAL STATEMENT FOR THE YEAR 2012 OF THE NATIONWIDE INDEMNITY COMPANY  
**SCHEDULE P - PART 11 - SPECIAL PROPERTY (FIRE, ALLIED LINES, INLAND MARINE,  
EARTHQUAKE, BURGLARY AND THEFT)**  
(\$000 OMITTED)

Years in Which Premiums Were Earned and Losses Were Incurred	Premiums Earned			Loss and Loss Expense Payments						12 Number of Claims Reported Direct and Assumed		
	1 Direct and Assumed	2 Ceded	3 Net (1 - 2)	Loss Payments		Defense and Cost Containment Payments		Adjusting and Other Payments			10 Salvage and Subrogation Received	11 Total Net Paid Cols (4 - 5 + 6 - 7 + 8 - 9)
				4 Direct and Assumed	5 Ceded	6 Direct and Assumed	7 Ceded	8 Direct and Assumed	9 Ceded			
1. Prior	XXX	XXX	XXX	54		(55)					(2)	XXX
2. 2011	382		382									XXX
3. 2012	(27)		(27)									XXX
4. Totals	XXX	XXX	XXX	54		(55)					(2)	XXX

	Losses Unpaid				Defense and Cost Containment Unpaid				Adjusting and Other Unpaid		23 Salvage and Subrogation Anticipated	24 Total Net Losses and Expenses Unpaid	25 Number of Claims Outstanding Direct and Assumed
	Case Basis		Bulk + IBNR		Case Basis		Bulk + IBNR		Adjusting and Other Unpaid				
	13 Direct and Assumed	14 Ceded	15 Direct and Assumed	16 Ceded	17 Direct and Assumed	18 Ceded	19 Direct and Assumed	20 Ceded	21 Direct and Assumed	22 Ceded			
1. Prior	415		3,199		160				81			3,856	243
2. 2011													
3. 2012													
4. Totals	415		3,199		160				81			3,856	243

	Total Losses and Loss Expenses Incurred			Loss and Loss Expense Percentage (Incurred /Premiums Earned)			Nontabular Discount		34 Inter-Company Pooling Participation Percentage	Net Balance Sheet Reserves After Discount	
	26 Direct and Assumed	27 Ceded	28 Net	29 Direct and Assumed	30 Ceded	31 Net	32 Loss	33 Loss Expense		35 Losses Unpaid	36 Loss Expenses Unpaid
	1. Prior	XXX	XXX	XXX	XXX	XXX	XXX				XXX
2. 2011											
3. 2012											
4. Totals	XXX	XXX	XXX	XXX	XXX	XXX			XXX	3,614	241

**ANNUAL STATEMENT FOR THE YEAR 2012 OF THE NATIONWIDE INDEMNITY COMPANY**  
**SCHEDULE P - PART 1J - AUTO PHYSICAL DAMAGE**  
(\$000 OMITTED)

Years in Which Premiums Were Earned and Losses Were Incurred	Premiums Earned			Loss and Loss Expense Payments							12 Number of Claims Reported Direct and Assumed	
	1 Direct and Assumed	2 Ceded	3 Net (1 - 2)	Loss Payments		Defense and Cost Containment Payments		Adjusting and Other Payments		10 Salvage and Subrogation Received		11 Total Net Paid Cols (4 - 5 + 6 - 7 + 8 - 9)
				4 Direct and Assumed	5 Ceded	6 Direct and Assumed	7 Ceded	8 Direct and Assumed	9 Ceded			
1. Prior.....	XXX	XXX	XXX	(1)						1	(1)	XXX
2. 2011.....												
3. 2012.....												
4. Totals	XXX	XXX	XXX	(1)						1	(1)	XXX

	Losses Unpaid				Defense and Cost Containment Unpaid				Adjusting and Other Unpaid		23 Salvage and Subrogation Anticipated	24 Total Net Losses and Expenses Unpaid	25 Number of Claims Outstanding Direct and Assumed
	Case Basis		Bulk + IBNR		Case Basis		Bulk + IBNR		Adjusting and Other Unpaid				
	13 Direct and Assumed	14 Ceded	15 Direct and Assumed	16 Ceded	17 Direct and Assumed	18 Ceded	19 Direct and Assumed	20 Ceded	21 Direct and Assumed	22 Ceded			
1. Prior.....	5				2				(2)			5	9
2. 2011.....													
3. 2012.....													
4. Totals	5				2				(2)			5	9

	Total Losses and Loss Expenses Incurred			Loss and Loss Expense Percentage (Incurred / Premiums Earned)			Nontabular Discount		34 Inter-Company Pooling Participation Percentage	Net Balance Sheet Reserves After Discount	
	26 Direct and Assumed	27 Ceded	28 Net	29 Direct and Assumed	30 Ceded	31 Net	32 Loss	33 Loss Expense		35 Losses Unpaid	36 Loss Expenses Unpaid
	1. Prior.....	XXX	XXX	XXX	XXX	XXX	XXX				XXX
2. 2011.....											
3. 2012.....											
4. Totals	XXX	XXX	XXX	XXX	XXX	XXX			XXX	5	(1)

ANNUAL STATEMENT FOR THE YEAR 2012 OF THE NATIONWIDE INDEMNITY COMPANY  
**SCHEDULE P - PART 1K - FIDELITY/SURETY**  
(\$000 OMITTED)

Years in Which Premiums Were Earned and Losses Were Incurred	Premiums Earned			Loss and Loss Expense Payments							12 Number of Claims Reported Direct and Assumed	
	1 Direct and Assumed	2 Ceded	3 Net (1 - 2)	Loss Payments		Defense and Cost Containment Payments		Adjusting and Other Payments		10 Salvage and Subrogation Received		11 Total Net Paid Cols (4 - 5 + 6 - 7 + 8 - 9)
				4 Direct and Assumed	5 Ceded	6 Direct and Assumed	7 Ceded	8 Direct and Assumed	9 Ceded			
1. Prior.....	XXX	XXX	XXX	275							275	XXX
2. 2011.....	134		134									XXX
3. 2012.....	(1)		(1)									XXX
4. Totals.....	XXX	XXX	XXX	275							275	XXX

	Losses Unpaid				Defense and Cost Containment Unpaid				Adjusting and Other Unpaid		23 Salvage and Subrogation Anticipated	24 Total Net Losses and Expenses Unpaid	25 Number of Claims Outstanding Direct and Assumed
	Case Basis		Bulk + IBNR		Case Basis		Bulk + IBNR		Adjusting and Other Unpaid				
	13 Direct and Assumed	14 Ceded	15 Direct and Assumed	16 Ceded	17 Direct and Assumed	18 Ceded	19 Direct and Assumed	20 Ceded	21 Direct and Assumed	22 Ceded			
1. Prior.....	1,037		503						4			1,544	16
2. 2011.....													
3. 2012.....													
4. Totals.....	1,037		503						4			1,544	16

	Total Losses and Loss Expenses Incurred			Loss and Loss Expense Percentage (Incurred / Premiums Earned)			Nontabular Discount		34 Inter-Company Pooling Participation Percentage	Net Balance Sheet Reserves After Discount	
	26 Direct and Assumed	27 Ceded	28 Net	29 Direct and Assumed	30 Ceded	31 Net	32 Loss	33 Loss Expense		35 Losses Unpaid	36 Loss Expenses Unpaid
	1. Prior.....	XXX	XXX	XXX	XXX	XXX	XXX				XXX
2. 2011.....											
3. 2012.....											
4. Totals.....	XXX	XXX	XXX	XXX	XXX	XXX			XXX	1,541	4

**ANNUAL STATEMENT FOR THE YEAR 2012 OF THE NATIONWIDE INDEMNITY COMPANY**  
**SCHEDULE P - PART 1L - OTHER (INCLUDING CREDIT, ACCIDENT AND HEALTH)**  
(\$000 OMITTED)

Years in Which Premiums Were Earned and Losses Were Incurred	Premiums Earned			Loss and Loss Expense Payments							12 Number of Claims Reported Direct and Assumed	
	1 Direct and Assumed	2 Ceded	3 Net (1 - 2)	Loss Payments		Defense and Cost Containment Payments		Adjusting and Other Payments		10 Salvage and Subrogation Received		11 Total Net Paid Cols (4 - 5 + 6 - 7 + 8 - 9)
				4 Direct and Assumed	5 Ceded	6 Direct and Assumed	7 Ceded	8 Direct and Assumed	9 Ceded			
1. Prior.....	XXX	XXX	XXX	26							26	XXX
2. 2011.....												XXX
3. 2012.....	1		1									XXX
4. Totals	XXX	XXX	XXX	26							26	XXX

	Losses Unpaid				Defense and Cost Containment Unpaid				Adjusting and Other Unpaid		23 Salvage and Subrogation Anticipated	24 Total Net Losses and Expenses Unpaid	25 Number of Claims Outstanding Direct and Assumed
	Case Basis		Bulk + IBNR		Case Basis		Bulk + IBNR		Adjusting and Other Unpaid				
	13 Direct and Assumed	14 Ceded	15 Direct and Assumed	16 Ceded	17 Direct and Assumed	18 Ceded	19 Direct and Assumed	20 Ceded	21 Direct and Assumed	22 Ceded			
1. Prior.....	17		4						0			21	
2. 2011.....													
3. 2012.....													
4. Totals	17		4						0			21	

	Total Losses and Loss Expenses Incurred			Loss and Loss Expense Percentage (Incurred / Premiums Earned)			Nontabular Discount		34 Inter-Company Pooling Participation Percentage	Net Balance Sheet Reserves After Discount	
	26 Direct and Assumed	27 Ceded	28 Net	29 Direct and Assumed	30 Ceded	31 Net	32 Loss	33 Loss Expense		35 Losses Unpaid	36 Loss Expenses Unpaid
	1. Prior.....	XXX	XXX	XXX	XXX	XXX	XXX				XXX
2. 2011.....											
3. 2012.....											
4. Totals	XXX	XXX	XXX	XXX	XXX	XXX			XXX	21	0

**ANNUAL STATEMENT FOR THE YEAR 2012 OF THE NATIONWIDE INDEMNITY COMPANY**  
**SCHEDULE P - PART 1M - INTERNATIONAL**  
(\$000 OMITTED)

Years in Which Premiums Were Earned and Losses Were Incurred	Premiums Earned			Loss and Loss Expense Payments						12 Number of Claims Reported Direct and Assumed		
	1 Direct and Assumed	2 Ceded	3 Net (1 - 2)	Loss Payments		Defense and Cost Containment Payments		Adjusting and Other Payments			10 Salvage and Subrogation Received	11 Total Net Paid Cols (4 - 5 + 6 - 7 + 8 - 9)
				4 Direct and Assumed	5 Ceded	6 Direct and Assumed	7 Ceded	8 Direct and Assumed	9 Ceded			
1. Prior.....	XXX	XXX	XXX	265		11		44			320	XXX
2. 2003.....	232		232									XXX
3. 2004.....	287		287									XXX
4. 2005.....	738		738									XXX
5. 2006.....	128		128									XXX
6. 2007.....	215		215									XXX
7. 2008.....	109		109									XXX
8. 2009.....	20		20									XXX
9. 2010.....	49		49									XXX
10. 2011.....	89		89									XXX
11. 2012.....	5		5									XXX
12. Totals	XXX	XXX	XXX	265		11		44			320	XXX

	Losses Unpaid				Defense and Cost Containment Unpaid				Adjusting and Other Unpaid		23 Salvage and Subrogation Anticipated	24 Total Net Losses and Expenses Unpaid	25 Number of Claims Outstanding Direct and Assumed
	Case Basis		Bulk + IBNR		Case Basis		Bulk + IBNR		Adjusting and Other Unpaid				
	13 Direct and Assumed	14 Ceded	15 Direct and Assumed	16 Ceded	17 Direct and Assumed	18 Ceded	19 Direct and Assumed	20 Ceded	21 Direct and Assumed	22 Ceded			
1. Prior.....	5,279		8,625		0				0			13,904	19,471
2. 2003.....													
3. 2004.....													
4. 2005.....													
5. 2006.....													
6. 2007.....													
7. 2008.....													
8. 2009.....													
9. 2010.....													
10. 2011.....													
11. 2012.....													
12. Totals	5,279		8,625		0				0			13,904	19,471

	Total Losses and Loss Expenses Incurred			Loss and Loss Expense Percentage (Incurred / Premiums Earned)			Nontabular Discount		34 Inter-Company Pooling Participation Percentage	Net Balance Sheet Reserves After Discount	
	26 Direct and Assumed	27 Ceded	28 Net	29 Direct and Assumed	30 Ceded	31 Net	32 Loss	33 Loss Expense		35 Losses Unpaid	36 Loss Expenses Unpaid
	1. Prior.....	XXX	XXX	XXX	XXX	XXX	XXX				XXX
2. 2003.....											
3. 2004.....											
4. 2005.....											
5. 2006.....											
6. 2007.....											
7. 2008.....											
8. 2009.....											
9. 2010.....											
10. 2011.....											
11. 2012.....											
12. Totals	XXX	XXX	XXX	XXX	XXX	XXX			XXX	13,904	0

**ANNUAL STATEMENT FOR THE YEAR 2012 OF THE NATIONWIDE INDEMNITY COMPANY**  
**SCHEDULE P - PART 1N - REINSURANCE - NONPROPORTIONAL ASSUMED PROPERTY**  
(\$000 OMITTED)

Years in Which Premiums Were Earned and Losses Were Incurred	Premiums Earned			Loss and Loss Expense Payments						10 Salvage and Subrogation Received	11 Total Net Paid Cols (4 - 5 + 6 - 7 + 8 - 9)	12 Number of Claims Reported Direct and Assumed	
	1 Direct and Assumed	2 Ceded	3 Net (1 - 2)	Loss Payments		Defense and Cost Containment Payments		Adjusting and Other Payments					
				4 Direct and Assumed	5 Ceded	6 Direct and Assumed	7 Ceded	8 Direct and Assumed	9 Ceded				
1. Prior.....	XXX	XXX	XXX	(23)							(23)	XXX	
2. 2003.....	8,522		8,522	15,531								15,531	XXX
3. 2004.....	1,020		1,020										XXX
4. 2005.....	433		433										XXX
5. 2006.....	18		18										XXX
6. 2007.....	8		8										XXX
7. 2008.....	42		42										XXX
8. 2009.....	47		47										XXX
9. 2010.....	(2)		(2)										XXX
10. 2011.....	(4)		(4)										XXX
11. 2012.....	0		0										XXX
12. Totals	XXX	XXX	XXX	15,507								15,507	XXX

	Losses Unpaid				Defense and Cost Containment Unpaid				Adjusting and Other Unpaid		23 Salvage and Subrogation Anticipated	24 Total Net Losses and Expenses Unpaid	25 Number of Claims Outstanding Direct and Assumed
	Case Basis		Bulk + IBNR		Case Basis		Bulk + IBNR		21 Direct and Assumed	22 Ceded			
	13 Direct and Assumed	14 Ceded	15 Direct and Assumed	16 Ceded	17 Direct and Assumed	18 Ceded	19 Direct and Assumed	20 Ceded					
1. Prior.....	1,478		885						0			2,363	XXX
2. 2003.....													XXX
3. 2004.....													XXX
4. 2005.....													XXX
5. 2006.....													XXX
6. 2007.....													XXX
7. 2008.....													XXX
8. 2009.....													XXX
9. 2010.....													XXX
10. 2011.....													XXX
11. 2012.....													XXX
12. Totals	1,478		885						0			2,363	XXX

	Total Losses and Loss Expenses Incurred			Loss and Loss Expense Percentage (Incurred / Premiums Earned)			Nontabular Discount		34 Inter-Company Pooling Participation Percentage	Net Balance Sheet Reserves After Discount	
	26 Direct and Assumed	27 Ceded	28 Net	29 Direct and Assumed	30 Ceded	31 Net	32 Loss	33 Loss Expense		35 Losses Unpaid	36 Loss Expenses Unpaid
1. Prior.....	XXX	XXX	XXX	XXX	XXX	XXX			XXX	2,363	0
2. 2003.....	15,531		15,531	182.2		182.2					
3. 2004.....											
4. 2005.....											
5. 2006.....											
6. 2007.....											
7. 2008.....											
8. 2009.....											
9. 2010.....											
10. 2011.....											
11. 2012.....											
12. Totals	XXX	XXX	XXX	XXX	XXX	XXX			XXX	2,363	0

**ANNUAL STATEMENT FOR THE YEAR 2012 OF THE NATIONWIDE INDEMNITY COMPANY**  
**SCHEDULE P - PART 10 - REINSURANCE - NONPROPORTIONAL ASSUMED LIABILITY**  
(\$000 OMITTED)

Years in Which Premiums Were Earned and Losses Were Incurred	Premiums Earned			Loss and Loss Expense Payments						10 Salvage and Subrogation Received	11 Total Net Paid Cols (4 - 5 + 6 - 7 + 8 - 9)	12 Number of Claims Reported Direct and Assumed
	1 Direct and Assumed	2 Ceded	3 Net (1 - 2)	Loss Payments		Defense and Cost Containment Payments		Adjusting and Other Payments				
				4 Direct and Assumed	5 Ceded	6 Direct and Assumed	7 Ceded	8 Direct and Assumed	9 Ceded			
1. Prior.....	XXX	XXX	XXX	23,666		1,897			90		25,654	XXX
2. 2003.....	196		196						681		681	XXX
3. 2004.....	56		56									XXX
4. 2005.....	41		41									XXX
5. 2006.....									(72)		(72)	XXX
6. 2007.....	104		104									XXX
7. 2008.....	7		7						208		208	XXX
8. 2009.....	219		219									XXX
9. 2010.....	226		226									XXX
10. 2011.....	9		9									XXX
11. 2012.....	(34)		(34)									XXX
12. Totals	XXX	XXX	XXX	23,666		1,897			907		26,471	XXX

	Losses Unpaid				Defense and Cost Containment Unpaid				Adjusting and Other Unpaid		23 Salvage and Subrogation Anticipated	24 Total Net Losses and Expenses Unpaid	25 Number of Claims Outstanding Direct and Assumed
	Case Basis		Bulk + IBNR		Case Basis		Bulk + IBNR						
	13 Direct and Assumed	14 Ceded	15 Direct and Assumed	16 Ceded	17 Direct and Assumed	18 Ceded	19 Direct and Assumed	20 Ceded	21 Direct and Assumed	22 Ceded			
1. Prior.....	124,128		326,917		4,098		29,344		(1,289)			483,198	XXX
2. 2003.....													XXX
3. 2004.....													XXX
4. 2005.....													XXX
5. 2006.....													XXX
6. 2007.....													XXX
7. 2008.....													XXX
8. 2009.....													XXX
9. 2010.....													XXX
10. 2011.....													XXX
11. 2012.....													XXX
12. Totals	124,128		326,917		4,098		29,344		(1,289)			483,198	XXX

	Total Losses and Loss Expenses Incurred			Loss and Loss Expense Percentage (Incurred / Premiums Earned)			Nontabular Discount		34 Inter-Company Pooling Participation Percentage	Net Balance Sheet Reserves After Discount	
	26 Direct and Assumed	27 Ceded	28 Net	29 Direct and Assumed	30 Ceded	31 Net	32 Loss	33 Loss Expense		35 Losses Unpaid	36 Loss Expenses Unpaid
	1. Prior.....	XXX	XXX	XXX	XXX	XXX	XXX				XXX
2. 2003.....	681		681	347.4		347.4					
3. 2004.....											
4. 2005.....											
5. 2006.....	(72)		(72)								
6. 2007.....											
7. 2008.....	208		208	2,809.1		2,809.1					
8. 2009.....											
9. 2010.....											
10. 2011.....											
11. 2012.....											
12. Totals	XXX	XXX	XXX	XXX	XXX	XXX			XXX	451,045	32,153

**ANNUAL STATEMENT FOR THE YEAR 2012 OF THE NATIONWIDE INDEMNITY COMPANY**  
**SCHEDULE P - PART 1P - REINSURANCE - NONPROPORTIONAL ASSUMED FINANCIAL LINES**  
(\$000 OMITTED)

Years in Which Premiums Were Earned and Losses Were Incurred	Premiums Earned			Loss and Loss Expense Payments						10 Salvage and Subrogation Received	11 Total Net Paid Cols (4 - 5 + 6 - 7 + 8 - 9)	12 Number of Claims Reported Direct and Assumed
	1 Direct and Assumed	2 Ceded	3 Net (1 - 2)	Loss Payments		Defense and Cost Containment Payments		Adjusting and Other Payments				
				4 Direct and Assumed	5 Ceded	6 Direct and Assumed	7 Ceded	8 Direct and Assumed	9 Ceded			
1. Prior.....	XXX	XXX	XXX									XXX
2. 2003.....												XXX
3. 2004.....												XXX
4. 2005.....												XXX
5. 2006.....												XXX
6. 2007.....												XXX
7. 2008.....												XXX
8. 2009.....												XXX
9. 2010.....												XXX
10. 2011.....												XXX
11. 2012.....												XXX
12. Totals	XXX	XXX	XXX									XXX

	Losses Unpaid				Defense and Cost Containment Unpaid				Adjusting and Other Unpaid		23 Salvage and Subrogation Anticipated	24 Total Net Losses and Expenses Unpaid	25 Number of Claims Outstanding Direct and Assumed
	Case Basis		Bulk + IBNR		Case Basis		Bulk + IBNR		21 Direct and Assumed	22 Ceded			
	13 Direct and Assumed	14 Ceded	15 Direct and Assumed	16 Ceded	17 Direct and Assumed	18 Ceded	19 Direct and Assumed	20 Ceded					
1. Prior.....			29									29	XXX
2. 2003.....													XXX
3. 2004.....													XXX
4. 2005.....													XXX
5. 2006.....													XXX
6. 2007.....													XXX
7. 2008.....													XXX
8. 2009.....													XXX
9. 2010.....													XXX
10. 2011.....													XXX
11. 2012.....													XXX
12. Totals			29									29	XXX

	Total Losses and Loss Expenses Incurred			Loss and Loss Expense Percentage (Incurred / Premiums Earned)			Nontabular Discount		34 Inter-Company Pooling Participation Percentage	Net Balance Sheet Reserves After Discount	
	26 Direct and Assumed	27 Ceded	28 Net	29 Direct and Assumed	30 Ceded	31 Net	32 Loss	33 Loss Expense		35 Losses Unpaid	36 Loss Expenses Unpaid
1. Prior.....	XXX	XXX	XXX	XXX	XXX	XXX			XXX	29	
2. 2003.....											
3. 2004.....											
4. 2005.....											
5. 2006.....											
6. 2007.....											
7. 2008.....											
8. 2009.....											
9. 2010.....											
10. 2011.....											
11. 2012.....											
12. Totals	XXX	XXX	XXX	XXX	XXX	XXX			XXX	29	

**ANNUAL STATEMENT FOR THE YEAR 2012 OF THE NATIONWIDE INDEMNITY COMPANY**  
**SCHEDULE P - PART 1R - SECTION 1 - PRODUCTS LIABILITY - OCCURRENCE**  
(\$000 OMITTED)

Years in Which Premiums Were Earned and Losses Were Incurred	Premiums Earned			Loss and Loss Expense Payments						10 Salvage and Subrogation Received	11 Total Net Paid Cols (4 - 5 + 6 - 7 + 8 - 9)	12 Number of Claims Reported Direct and Assumed
	1 Direct and Assumed	2 Ceded	3 Net (1 - 2)	Loss Payments		Defense and Cost Containment Payments		Adjusting and Other Payments				
				4 Direct and Assumed	5 Ceded	6 Direct and Assumed	7 Ceded	8 Direct and Assumed	9 Ceded			
1. Prior.....	XXX	XXX	XXX	45,172		62,375		1,910			109,457	XXX
2. 2003.....	68		68					1,452			1,452	
3. 2004.....	404		404									
4. 2005.....	23		23					6			6	
5. 2006.....	(5)		(5)									
6. 2007.....	3		3									
7. 2008.....	1		1									
8. 2009.....	272		272									
9. 2010.....	49		49									
10. 2011.....	1		1									
11. 2012.....	(120)		(120)									
12. Totals	XXX	XXX	XXX	45,172		62,375		3,368			110,915	XXX

	Losses Unpaid				Defense and Cost Containment Unpaid				Adjusting and Other Unpaid		23 Salvage and Subrogation Anticipated	24 Total Net Losses and Expenses Unpaid	25 Number of Claims Outstanding Direct and Assumed
	Case Basis		Bulk + IBNR		Case Basis		Bulk + IBNR		Adjusting and Other Unpaid				
	13 Direct and Assumed	14 Ceded	15 Direct and Assumed	16 Ceded	17 Direct and Assumed	18 Ceded	19 Direct and Assumed	20 Ceded	21 Direct and Assumed	22 Ceded			
1. Prior.....	123,835		373,046		196,137		112,885		1,718			807,622	121,412
2. 2003.....													
3. 2004.....													
4. 2005.....													
5. 2006.....													
6. 2007.....													
7. 2008.....													
8. 2009.....													
9. 2010.....													
10. 2011.....													
11. 2012.....	0											0	
12. Totals	123,835		373,046		196,137		112,885		1,718			807,622	121,412

	Total Losses and Loss Expenses Incurred			Loss and Loss Expense Percentage (Incurred / Premiums Earned)			Nontabular Discount		34 Inter-Company Pooling Participation Percentage	Net Balance Sheet Reserves After Discount	
	26 Direct and Assumed	27 Ceded	28 Net	29 Direct and Assumed	30 Ceded	31 Net	32 Loss	33 Loss Expense		35 Losses Unpaid	36 Loss Expenses Unpaid
	1. Prior.....	XXX	XXX	XXX	XXX	XXX	XXX				XXX
2. 2003.....	1,452		1,452	2,135.3		2,135.3					
3. 2004.....											
4. 2005.....	6		6	26.1		26.1					
5. 2006.....											
6. 2007.....											
7. 2008.....											
8. 2009.....											
9. 2010.....											
10. 2011.....											
11. 2012.....	0		0							0	
12. Totals	XXX	XXX	XXX	XXX	XXX	XXX			XXX	496,881	310,741

**ANNUAL STATEMENT FOR THE YEAR 2012 OF THE NATIONWIDE INDEMNITY COMPANY**  
**SCHEDULE P - PART 1R - SECTION 2 - PRODUCTS LIABILITY - CLAIMS-MADE**  
(\$000 OMITTED)

Years in Which Premiums Were Earned and Losses Were Incurred	Premiums Earned			Loss and Loss Expense Payments						10 Salvage and Subrogation Received	11 Total Net Paid Cols (4 - 5 + 6 - 7 + 8 - 9)	12 Number of Claims Reported Direct and Assumed
	1 Direct and Assumed	2 Ceded	3 Net (1 - 2)	Loss Payments		Defense and Cost Containment Payments		Adjusting and Other Payments				
				4 Direct and Assumed	5 Ceded	6 Direct and Assumed	7 Ceded	8 Direct and Assumed	9 Ceded			
1. Prior.....	XXX	XXX	XXX	13							13	XXX
2. 2003.....												
3. 2004.....												
4. 2005.....	0		0									
5. 2006.....												
6. 2007.....												
7. 2008.....												
8. 2009.....												
9. 2010.....												
10. 2011.....												
11. 2012.....												
12. Totals	XXX	XXX	XXX	13							13	XXX

	Losses Unpaid				Defense and Cost Containment Unpaid				Adjusting and Other Unpaid		23 Salvage and Subrogation Anticipated	24 Total Net Losses and Expenses Unpaid	25 Number of Claims Outstanding Direct and Assumed
	Case Basis		Bulk + IBNR		Case Basis		Bulk + IBNR		21 Direct and Assumed	22 Ceded			
	13 Direct and Assumed	14 Ceded	15 Direct and Assumed	16 Ceded	17 Direct and Assumed	18 Ceded	19 Direct and Assumed	20 Ceded					
1. Prior.....	22		13					22				57	72
2. 2003.....													
3. 2004.....													
4. 2005.....													
5. 2006.....													
6. 2007.....													
7. 2008.....													
8. 2009.....													
9. 2010.....													
10. 2011.....													
11. 2012.....													
12. Totals	22		13					22				57	72

	Total Losses and Loss Expenses Incurred			Loss and Loss Expense Percentage (Incurred / Premiums Earned)			Nontabular Discount		34 Inter-Company Pooling Participation Percentage	Net Balance Sheet Reserves After Discount	
	26 Direct and Assumed	27 Ceded	28 Net	29 Direct and Assumed	30 Ceded	31 Net	32 Loss	33 Loss Expense		35 Losses Unpaid	36 Loss Expenses Unpaid
1. Prior.....	XXX	XXX	XXX	XXX	XXX	XXX			XXX	35	22
2. 2003.....											
3. 2004.....											
4. 2005.....											
5. 2006.....											
6. 2007.....											
7. 2008.....											
8. 2009.....											
9. 2010.....											
10. 2011.....											
11. 2012.....											
12. Totals	XXX	XXX	XXX	XXX	XXX	XXX			XXX	35	22

Schedule P - Part 1S - Financial Guaranty/Mortgage Guaranty

**N O N E**

Schedule P - Part 1T - Warranty

**N O N E**

ANNUAL STATEMENT FOR THE YEAR 2012 OF THE NATIONWIDE INDEMNITY COMPANY

**SCHEDULE P - PART 2A - HOMEOWNERS/FAROWNERS**

Years in Which Losses Were Incurred	INCURRED NET LOSSES AND DEFENSE AND COST CONTAINMENT EXPENSES REPORTED AT YEAR END (\$000 OMITTED)										DEVELOPMENT	
	1 2003	2 2004	3 2005	4 2006	5 2007	6 2008	7 2009	8 2010	9 2011	10 2012	11 One Year	12 Two Year
1. Prior.....	303	346	469	638	509	516	452	449	602	789	186	339
2. 2003.....												
3. 2004.....	XXX											
4. 2005.....	XXX	XXX										
5. 2006.....	XXX	XXX	XXX									
6. 2007.....	XXX	XXX	XXX	XXX								
7. 2008.....	XXX	XXX	XXX	XXX	XXX							
8. 2009.....	XXX	XXX	XXX	XXX	XXX	XXX						
9. 2010.....	XXX	XXX	XXX	XXX	XXX	XXX	XXX					
10. 2011.....	XXX	XXX	XXX	XXX	XXX	XXX	XXX	XXX				XXX
11. 2012.....	XXX	XXX	XXX	XXX	XXX	XXX	XXX	XXX	XXX		XXX	XXX
12. Totals											186	339

**SCHEDULE P - PART 2B - PRIVATE PASSENGER AUTO LIABILITY/MEDICAL**

1. Prior.....	62,930	62,825	60,823	57,696	55,167	44,459	45,184	45,333	12,174	9,091	(3,082)	(36,242)
2. 2003.....												
3. 2004.....	XXX											
4. 2005.....	XXX	XXX										
5. 2006.....	XXX	XXX	XXX									
6. 2007.....	XXX	XXX	XXX	XXX								
7. 2008.....	XXX	XXX	XXX	XXX	XXX							
8. 2009.....	XXX	XXX	XXX	XXX	XXX	XXX						
9. 2010.....	XXX	XXX	XXX	XXX	XXX	XXX	XXX					
10. 2011.....	XXX	XXX	XXX	XXX	XXX	XXX	XXX	XXX				XXX
11. 2012.....	XXX	XXX	XXX	XXX	XXX	XXX	XXX	XXX	XXX		XXX	XXX
12. Totals											(3,082)	(36,242)

**SCHEDULE P - PART 2C - COMMERCIAL AUTO/TRUCK LIABILITY/MEDICAL**

1. Prior.....	18,174	8,522	8,214	7,996	8,230	10,192	10,996	10,304	6,434	13,790	7,356	3,486
2. 2003.....	14											
3. 2004.....	XXX											
4. 2005.....	XXX	XXX										
5. 2006.....	XXX	XXX	XXX									
6. 2007.....	XXX	XXX	XXX	XXX								
7. 2008.....	XXX	XXX	XXX	XXX	XXX							
8. 2009.....	XXX	XXX	XXX	XXX	XXX	XXX						
9. 2010.....	XXX	XXX	XXX	XXX	XXX	XXX	XXX					
10. 2011.....	XXX	XXX	XXX	XXX	XXX	XXX	XXX	XXX				XXX
11. 2012.....	XXX	XXX	XXX	XXX	XXX	XXX	XXX	XXX	XXX		XXX	XXX
12. Totals											7,356	3,486

**SCHEDULE P - PART 2D - WORKERS' COMPENSATION  
(EXCLUDING EXCESS WORKERS' COMPENSATION)**

1. Prior.....	59,924	50,610	49,963	60,170	56,924	59,955	60,050	73,401	69,984	66,702	(3,283)	(6,700)
2. 2003.....												
3. 2004.....	XXX											
4. 2005.....	XXX	XXX										
5. 2006.....	XXX	XXX	XXX									
6. 2007.....	XXX	XXX	XXX	XXX								
7. 2008.....	XXX	XXX	XXX	XXX	XXX							
8. 2009.....	XXX	XXX	XXX	XXX	XXX	XXX						
9. 2010.....	XXX	XXX	XXX	XXX	XXX	XXX	XXX					
10. 2011.....	XXX	XXX	XXX	XXX	XXX	XXX	XXX	XXX				XXX
11. 2012.....	XXX	XXX	XXX	XXX	XXX	XXX	XXX	XXX	XXX		XXX	XXX
12. Totals											(3,283)	(6,700)

**SCHEDULE P - PART 2E - COMMERCIAL MULTIPLE PERIL**

1. Prior.....	109,824	156,185	181,361	172,309	162,683	169,669	179,486	188,168	160,003	159,944	(59)	(28,223)
2. 2003.....						0	0	0				0
3. 2004.....	XXX											
4. 2005.....	XXX	XXX										
5. 2006.....	XXX	XXX	XXX									
6. 2007.....	XXX	XXX	XXX	XXX								
7. 2008.....	XXX	XXX	XXX	XXX	XXX							
8. 2009.....	XXX	XXX	XXX	XXX	XXX	XXX						
9. 2010.....	XXX	XXX	XXX	XXX	XXX	XXX	XXX					
10. 2011.....	XXX	XXX	XXX	XXX	XXX	XXX	XXX	XXX				XXX
11. 2012.....	XXX	XXX	XXX	XXX	XXX	XXX	XXX	XXX	XXX		XXX	XXX
12. Totals											(59)	(28,223)

ANNUAL STATEMENT FOR THE YEAR 2012 OF THE NATIONWIDE INDEMNITY COMPANY

**SCHEDULE P - PART 2F - SECTION 1 - MEDICAL PROFESSIONAL LIABILITY - OCCURRENCE**

Years in Which Losses Were Incurred	INCURRED NET LOSSES AND DEFENSE AND COST CONTAINMENT EXPENSES REPORTED AT YEAR END (\$000 OMITTED)										DEVELOPMENT	
	1 2003	2 2004	3 2005	4 2006	5 2007	6 2008	7 2009	8 2010	9 2011	10 2012	11 One Year	12 Two Year
1. Prior	8,134	6,193	1,895	1,914	1,746	1,762	1,762	1,726	1,627	1,701	74	(25)
2. 2003												
3. 2004	XXX											
4. 2005	XXX	XXX										
5. 2006	XXX	XXX	XXX									
6. 2007	XXX	XXX	XXX	XXX								
7. 2008	XXX	XXX	XXX	XXX	XXX							
8. 2009	XXX	XXX	XXX	XXX	XXX	XXX						
9. 2010	XXX	XXX	XXX	XXX	XXX	XXX	XXX					
10. 2011	XXX	XXX	XXX	XXX	XXX	XXX	XXX	XXX				XXX
11. 2012	XXX	XXX	XXX	XXX	XXX	XXX	XXX	XXX	XXX		XXX	XXX
12. Totals											74	(25)

**SCHEDULE P - PART 2F - SECTION 2 - MEDICAL PROFESSIONAL LIABILITY - CLAIMS-MADE**

1. Prior			10	33	33	33	33	33	33	33		
2. 2003												
3. 2004	XXX											
4. 2005	XXX	XXX										
5. 2006	XXX	XXX	XXX									
6. 2007	XXX	XXX	XXX	XXX								
7. 2008	XXX	XXX	XXX	XXX	XXX							
8. 2009	XXX	XXX	XXX	XXX	XXX	XXX						
9. 2010	XXX	XXX	XXX	XXX	XXX	XXX	XXX					
10. 2011	XXX	XXX	XXX	XXX	XXX	XXX	XXX	XXX				XXX
11. 2012	XXX	XXX	XXX	XXX	XXX	XXX	XXX	XXX	XXX		XXX	XXX
12. Totals												

**SCHEDULE P - PART 2G - SPECIAL LIABILITY (OCEAN MARINE, AIRCRAFT (ALL PERILS), BOILER AND MACHINERY)**

1. Prior	6,535	6,447	6,574	7,101	6,623	5,999	5,953	5,713	5,395	4,621	(774)	(1,092)
2. 2003												
3. 2004	XXX											
4. 2005	XXX	XXX										
5. 2006	XXX	XXX	XXX									
6. 2007	XXX	XXX	XXX	XXX								
7. 2008	XXX	XXX	XXX	XXX	XXX							
8. 2009	XXX	XXX	XXX	XXX	XXX	XXX						
9. 2010	XXX	XXX	XXX	XXX	XXX	XXX	XXX					
10. 2011	XXX	XXX	XXX	XXX	XXX	XXX	XXX	XXX				XXX
11. 2012	XXX	XXX	XXX	XXX	XXX	XXX	XXX	XXX	XXX		XXX	XXX
12. Totals											(774)	(1,092)

**SCHEDULE P - PART 2H - SECTION 1 - OTHER LIABILITY - OCCURRENCE**

1. Prior	851,882	1,173,993	1,667,927	1,679,852	1,723,289	1,659,088	1,637,272	1,566,202	830,139	973,925	143,785	(592,278)
2. 2003	6	1	1			0	0	0	0		0	0
3. 2004	XXX											
4. 2005	XXX	XXX										
5. 2006	XXX	XXX	XXX									
6. 2007	XXX	XXX	XXX	XXX								
7. 2008	XXX	XXX	XXX	XXX	XXX							
8. 2009	XXX	XXX	XXX	XXX	XXX	XXX						
9. 2010	XXX	XXX	XXX	XXX	XXX	XXX	XXX					
10. 2011	XXX	XXX	XXX	XXX	XXX	XXX	XXX	XXX				XXX
11. 2012	XXX	XXX	XXX	XXX	XXX	XXX	XXX	XXX	XXX		XXX	XXX
12. Totals											143,785	(592,278)

**SCHEDULE P - PART 2H - SECTION 2 - OTHER LIABILITY - CLAIMS-MADE**

1. Prior	92	205	412	435	571	567	566	703	659	658	(1)	(45)
2. 2003												
3. 2004	XXX											
4. 2005	XXX	XXX										
5. 2006	XXX	XXX	XXX									
6. 2007	XXX	XXX	XXX	XXX								
7. 2008	XXX	XXX	XXX	XXX	XXX							
8. 2009	XXX	XXX	XXX	XXX	XXX	XXX						
9. 2010	XXX	XXX	XXX	XXX	XXX	XXX	XXX					
10. 2011	XXX	XXX	XXX	XXX	XXX	XXX	XXX	XXX				XXX
11. 2012	XXX	XXX	XXX	XXX	XXX	XXX	XXX	XXX	XXX		XXX	XXX
12. Totals											(1)	(45)

**ANNUAL STATEMENT FOR THE YEAR 2012 OF THE NATIONWIDE INDEMNITY COMPANY**  
**SCHEDULE P - PART 2I - SPECIAL PROPERTY (FIRE, ALLIED LINES, INLAND MARINE, EARTHQUAKE, BURGLARY, AND THEFT)**

Years in Which Losses Were Incurred	INCURRED NET LOSSES AND DEFENSE AND COST CONTAINMENT EXPENSES REPORTED AT YEAR END (\$000 OMITTED)										DEVELOPMENT	
	1 2003	2 2004	3 2005	4 2006	5 2007	6 2008	7 2009	8 2010	9 2011	10 2012	11 One Year	12 Two Year
1. Prior.....	XXX	XXX	XXX	XXX	XXX	XXX	XXX	6,604	3,042	2,585	(458)	(4,019)
2. 2011.....	XXX	XXX	XXX	XXX	XXX	XXX	XXX	XXX				XXX
3. 2012.....	XXX	XXX	XXX	XXX	XXX	XXX	XXX	XXX	XXX		XXX	XXX
4. Totals											(458)	(4,019)

**SCHEDULE P - PART 2J - AUTO PHYSICAL DAMAGE**

1. Prior.....	XXX	XXX	XXX	XXX	XXX	XXX	XXX	(1)	8	5	(4)	6
2. 2011.....	XXX	XXX	XXX	XXX	XXX	XXX	XXX	XXX				XXX
3. 2012.....	XXX	XXX	XXX	XXX	XXX	XXX	XXX	XXX	XXX		XXX	XXX
4. Totals											(4)	6

**SCHEDULE P - PART 2K - FIDELITY/SURETY**

1. Prior.....	XXX	XXX	XXX	XXX	XXX	XXX	XXX	2,258	1,849	1,832	(17)	(426)
2. 2011.....	XXX	XXX	XXX	XXX	XXX	XXX	XXX	XXX				XXX
3. 2012.....	XXX	XXX	XXX	XXX	XXX	XXX	XXX	XXX	XXX		XXX	XXX
4. Totals											(17)	(426)

**SCHEDULE P - PART 2L - OTHER (INCLUDING CREDIT, ACCIDENT AND HEALTH)**

1. Prior.....	XXX	XXX	XXX	XXX	XXX	XXX	XXX	53	22	48	26	(5)
2. 2011.....	XXX	XXX	XXX	XXX	XXX	XXX	XXX	XXX				XXX
3. 2012.....	XXX	XXX	XXX	XXX	XXX	XXX	XXX	XXX	XXX		XXX	XXX
4. Totals											26	(5)

**SCHEDULE P - PART 2M - INTERNATIONAL**

1. Prior.....	168,128	202,203	24,068	34,445	31,265	52,058	44,058	32,801	21,152	14,501	(6,651)	(18,300)
2. 2003.....												
3. 2004.....	XXX											
4. 2005.....	XXX	XXX										
5. 2006.....	XXX	XXX	XXX									
6. 2007.....	XXX	XXX	XXX	XXX								
7. 2008.....	XXX	XXX	XXX	XXX	XXX							
8. 2009.....	XXX	XXX	XXX	XXX	XXX	XXX						
9. 2010.....	XXX	XXX	XXX	XXX	XXX	XXX	XXX					
10. 2011.....	XXX	XXX	XXX	XXX	XXX	XXX	XXX	XXX				XXX
11. 2012.....	XXX	XXX	XXX	XXX	XXX	XXX	XXX	XXX	XXX		XXX	XXX
12. Totals											(6,651)	(18,300)

ANNUAL STATEMENT FOR THE YEAR 2012 OF THE NATIONWIDE INDEMNITY COMPANY

**SCHEDULE P - PART 2N - REINSURANCE  
NONPROPORTIONAL ASSUMED PROPERTY**

Years in Which Losses Were Incurred	INCURRED NET LOSSES AND DEFENSE AND COST CONTAINMENT EXPENSES REPORTED AT YEAR END (\$000 OMITTED)										DEVELOPMENT	
	1 2003	2 2004	3 2005	4 2006	5 2007	6 2008	7 2009	8 2010	9 2011	10 2012	11 One Year	12 Two Year
1. Prior.....	11,887	7,841	4,102	(1,277)	(2,023)	(4,709)	1,280	(2,932)	984	961	(23)	3,892
2. 2003.....	16,209	16,032	14,272	15,531	15,531	15,531	15,531	15,531	15,531	15,531		
3. 2004.....	XXX											
4. 2005.....	XXX	XXX										
5. 2006.....	XXX	XXX	XXX									
6. 2007.....	XXX	XXX	XXX	XXX								
7. 2008.....	XXX	XXX	XXX	XXX	XXX							
8. 2009.....	XXX	XXX	XXX	XXX	XXX	XXX						
9. 2010.....	XXX	XXX	XXX	XXX	XXX	XXX	XXX					
10. 2011.....	XXX	XXX	XXX	XXX	XXX	XXX	XXX	XXX				XXX
11. 2012.....	XXX	XXX	XXX	XXX	XXX	XXX	XXX	XXX	XXX		XXX	XXX
12. Totals											(23)	3,892

**SCHEDULE P - PART 2O - REINSURANCE  
NONPROPORTIONAL ASSUMED LIABILITY**

1. Prior.....	437,828	455,493	500,774	545,178	644,005	643,248	538,117	586,796	802,026	825,403	23,377	238,607
2. 2003.....												
3. 2004.....	XXX											
4. 2005.....	XXX	XXX										
5. 2006.....	XXX	XXX	XXX									
6. 2007.....	XXX	XXX	XXX	XXX								
7. 2008.....	XXX	XXX	XXX	XXX	XXX							
8. 2009.....	XXX	XXX	XXX	XXX	XXX	XXX						
9. 2010.....	XXX	XXX	XXX	XXX	XXX	XXX	XXX					
10. 2011.....	XXX	XXX	XXX	XXX	XXX	XXX	XXX	XXX				XXX
11. 2012.....	XXX	XXX	XXX	XXX	XXX	XXX	XXX	XXX	XXX		XXX	XXX
12. Totals											23,377	238,607

**SCHEDULE P - PART 2P - REINSURANCE  
NONPROPORTIONAL ASSUMED FINANCIAL LINES**

1. Prior.....			485	485	485	485	485	485	514	514		29
2. 2003.....												
3. 2004.....	XXX											
4. 2005.....	XXX	XXX										
5. 2006.....	XXX	XXX	XXX									
6. 2007.....	XXX	XXX	XXX	XXX								
7. 2008.....	XXX	XXX	XXX	XXX	XXX							
8. 2009.....	XXX	XXX	XXX	XXX	XXX	XXX						
9. 2010.....	XXX	XXX	XXX	XXX	XXX	XXX	XXX					
10. 2011.....	XXX	XXX	XXX	XXX	XXX	XXX	XXX	XXX				XXX
11. 2012.....	XXX	XXX	XXX	XXX	XXX	XXX	XXX	XXX	XXX		XXX	XXX
12. Totals												29

**ANNUAL STATEMENT FOR THE YEAR 2012 OF THE NATIONWIDE INDEMNITY COMPANY**  
**SCHEDULE P - PART 2R - SECTION 1 - PRODUCTS LIABILITY - OCCURENCE**

Years in Which Losses Were Incurred	INCURRED NET LOSSES AND DEFENSE AND COST CONTAINMENT EXPENSES REPORTED AT YEAR END (\$000 OMITTED)										DEVELOPMENT	
	1 2003	2 2004	3 2005	4 2006	5 2007	6 2008	7 2009	8 2010	9 2011	10 2012	11 One Year	12 Two Year
1. Prior	301,609	461,651	678,434	799,913	846,361	919,607	1,032,420	1,114,370	1,722,858	1,679,226	(43,632)	564,856
2. 2003												
3. 2004	XXX											
4. 2005	XXX	XXX										
5. 2006	XXX	XXX	XXX									
6. 2007	XXX	XXX	XXX	XXX								
7. 2008	XXX	XXX	XXX	XXX	XXX	0						
8. 2009	XXX	XXX	XXX	XXX	XXX	XXX	0					
9. 2010	XXX	XXX	XXX	XXX	XXX	XXX	XXX	0				0
10. 2011	XXX	XXX	XXX	XXX	XXX	XXX	XXX	XXX	0		0	XXX
11. 2012	XXX	XXX	XXX	XXX	XXX	XXX	XXX	XXX	XXX	0	XXX	XXX
12. Totals											(43,632)	564,856

**SCHEDULE P - PART 2R - SECTION 2 - PRODUCTS LIABILITY - CLAIMS-MADE**

1. Prior	402	459	503	16	372	355	375	421	192	186	(7)	(235)
2. 2003												
3. 2004	XXX											
4. 2005	XXX	XXX										
5. 2006	XXX	XXX	XXX									
6. 2007	XXX	XXX	XXX	XXX								
7. 2008	XXX	XXX	XXX	XXX	XXX							
8. 2009	XXX	XXX	XXX	XXX	XXX	XXX						
9. 2010	XXX	XXX	XXX	XXX	XXX	XXX	XXX					
10. 2011	XXX	XXX	XXX	XXX	XXX	XXX	XXX	XXX				XXX
11. 2012	XXX	XXX	XXX	XXX	XXX	XXX	XXX	XXX	XXX		XXX	XXX
12. Totals											(7)	(235)

**SCHEDULE P - PART 2S - FINANCIAL GUARANTY/MORTGAGE GUARANTY**

1. Prior	XXX	XXX	XXX	XXX	XXX	XXX	XXX	XXX				
2. 2011	XXX	XXX	XXX	XXX	XXX	XXX	XXX	XXX				XXX
3. 2012	XXX	XXX	XXX	XXX	XXX	XXX	XXX	XXX	XXX		XXX	XXX
4. Totals												

**SCHEDULE P - PART 2T - WARRANTY**

1. Prior	XXX	XXX	XXX	XXX	XXX	XXX	XXX	XXX				
2. 2011	XXX	XXX	XXX	XXX	XXX	XXX	XXX	XXX				XXX
3. 2012	XXX	XXX	XXX	XXX	XXX	XXX	XXX	XXX	XXX		XXX	XXX
4. Totals												

ANNUAL STATEMENT FOR THE YEAR 2012 OF THE NATIONWIDE INDEMNITY COMPANY

**SCHEDULE P - PART 3A - HOMEOWNERS/FAROWNERS**

Years in Which Losses Were Incurred	CUMULATIVE PAID NET LOSSES AND DEFENSE AND COST CONTAINMENT EXPENSES REPORTED AT YEAR END (\$000 OMITTED)										11 Number of Claims Closed With Loss Payment	12 Number of Claims Closed Without Loss Payment
	1	2	3	4	5	6	7	8	9	10		
	2003	2004	2005	2006	2007	2008	2009	2010	2011	2012		
1. Prior	.000	(18)	172	467	474	472	474	472	594	593	37	
2. 2003												
3. 2004	XXX											
4. 2005	XXX	XXX										
5. 2006	XXX	XXX	XXX									
6. 2007	XXX	XXX	XXX	XXX								
7. 2008	XXX	XXX	XXX	XXX	XXX							
8. 2009	XXX	XXX	XXX	XXX	XXX	XXX						
9. 2010	XXX	XXX	XXX	XXX	XXX	XXX	XXX					
10. 2011	XXX	XXX	XXX	XXX	XXX	XXX	XXX	XXX				
11. 2012	XXX	XXX	XXX	XXX	XXX	XXX	XXX	XXX	XXX			

**SCHEDULE P - PART 3B - PRIVATE PASSENGER AUTO LIABILITY/MEDICAL**

1. Prior	.000	63	4,618	5,215	5,324	5,546	6,042	6,272	6,640	6,817	454	
2. 2003												
3. 2004	XXX											
4. 2005	XXX	XXX										
5. 2006	XXX	XXX	XXX									
6. 2007	XXX	XXX	XXX	XXX								
7. 2008	XXX	XXX	XXX	XXX	XXX							
8. 2009	XXX	XXX	XXX	XXX	XXX	XXX						
9. 2010	XXX	XXX	XXX	XXX	XXX	XXX	XXX					
10. 2011	XXX	XXX	XXX	XXX	XXX	XXX	XXX	XXX				
11. 2012	XXX	XXX	XXX	XXX	XXX	XXX	XXX	XXX	XXX			

**SCHEDULE P - PART 3C - COMMERCIAL AUTO/TRUCK LIABILITY/MEDICAL**

1. Prior	.000	1,552	3,583	4,606	4,275	4,825	5,539	4,390	4,616	4,926	608	
2. 2003											29	13
3. 2004	XXX											
4. 2005	XXX	XXX										
5. 2006	XXX	XXX	XXX									
6. 2007	XXX	XXX	XXX	XXX								
7. 2008	XXX	XXX	XXX	XXX	XXX							
8. 2009	XXX	XXX	XXX	XXX	XXX	XXX						
9. 2010	XXX	XXX	XXX	XXX	XXX	XXX	XXX					
10. 2011	XXX	XXX	XXX	XXX	XXX	XXX	XXX	XXX				
11. 2012	XXX	XXX	XXX	XXX	XXX	XXX	XXX	XXX	XXX			

**SCHEDULE P - PART 3D - WORKERS' COMPENSATION  
(EXCLUDING EXCESS WORKERS' COMPENSATION)**

1. Prior	.000	2,930	6,920	10,498	13,568	16,567	20,524	23,389	25,940	27,275	1,323	
2. 2003												
3. 2004	XXX											
4. 2005	XXX	XXX										
5. 2006	XXX	XXX	XXX									
6. 2007	XXX	XXX	XXX	XXX								
7. 2008	XXX	XXX	XXX	XXX	XXX							
8. 2009	XXX	XXX	XXX	XXX	XXX	XXX						
9. 2010	XXX	XXX	XXX	XXX	XXX	XXX	XXX					
10. 2011	XXX	XXX	XXX	XXX	XXX	XXX	XXX	XXX				
11. 2012	XXX	XXX	XXX	XXX	XXX	XXX	XXX	XXX	XXX			

**SCHEDULE P - PART 3E - COMMERCIAL MULTIPLE PERIL**

1. Prior	.000	32,275	49,632	63,747	74,952	86,335	94,226	98,847	105,243	108,534	12,603	
2. 2003												2
3. 2004	XXX											
4. 2005	XXX	XXX										
5. 2006	XXX	XXX	XXX									
6. 2007	XXX	XXX	XXX	XXX								
7. 2008	XXX	XXX	XXX	XXX	XXX							
8. 2009	XXX	XXX	XXX	XXX	XXX	XXX						
9. 2010	XXX	XXX	XXX	XXX	XXX	XXX	XXX					
10. 2011	XXX	XXX	XXX	XXX	XXX	XXX	XXX	XXX				
11. 2012	XXX	XXX	XXX	XXX	XXX	XXX	XXX	XXX	XXX			

ANNUAL STATEMENT FOR THE YEAR 2012 OF THE NATIONWIDE INDEMNITY COMPANY

**SCHEDULE P - PART 3F - SECTION 1 - MEDICAL PROFESSIONAL LIABILITY - OCCURRENCE**

Years in Which Losses Were Incurred	CUMULATIVE PAID NET LOSSES AND DEFENSE AND COST CONTAINMENT EXPENSES REPORTED AT YEAR END (\$000 OMITTED)										11 Number of Claims Closed With Loss Payment	12 Number of Claims Closed Without Loss Payment
	1	2	3	4	5	6	7	8	9	10		
	2003	2004	2005	2006	2007	2008	2009	2010	2011	2012		
1. Prior	.000	.965	1,603	1,629	1,696	1,709	1,708	1,704	1,726	1,811	393	
2. 2003												
3. 2004	XXX											
4. 2005	XXX	XXX										
5. 2006	XXX	XXX	XXX									
6. 2007	XXX	XXX	XXX	XXX								
7. 2008	XXX	XXX	XXX	XXX	XXX							
8. 2009	XXX	XXX	XXX	XXX	XXX	XXX						
9. 2010	XXX	XXX	XXX	XXX	XXX	XXX	XXX					
10. 2011	XXX	XXX	XXX	XXX	XXX	XXX	XXX	XXX				
11. 2012	XXX	XXX	XXX	XXX	XXX	XXX	XXX	XXX	XXX			

**SCHEDULE P - PART 3F - SECTION 2 - MEDICAL PROFESSIONAL LIABILITY - CLAIMS-MADE**

1. Prior	.000		10	33	33	33	33	33	33	33	1	
2. 2003												
3. 2004	XXX											
4. 2005	XXX	XXX										
5. 2006	XXX	XXX	XXX									
6. 2007	XXX	XXX	XXX	XXX								
7. 2008	XXX	XXX	XXX	XXX	XXX							
8. 2009	XXX	XXX	XXX	XXX	XXX	XXX						
9. 2010	XXX	XXX	XXX	XXX	XXX	XXX	XXX					
10. 2011	XXX	XXX	XXX	XXX	XXX	XXX	XXX	XXX				
11. 2012	XXX	XXX	XXX	XXX	XXX	XXX	XXX	XXX	XXX			

**SCHEDULE P - PART 3G - SPECIAL LIABILITY (OCEAN MARINE, AIRCRAFT (ALL PERILS), BOILER AND MACHINERY)**

1. Prior	.000	1,092	2,672	2,818	3,279	3,207	3,273	3,058	3,194	3,349	XXX	XXX
2. 2003											XXX	XXX
3. 2004	XXX										XXX	XXX
4. 2005	XXX	XXX									XXX	XXX
5. 2006	XXX	XXX	XXX								XXX	XXX
6. 2007	XXX	XXX	XXX	XXX							XXX	XXX
7. 2008	XXX	XXX	XXX	XXX	XXX						XXX	XXX
8. 2009	XXX	XXX	XXX	XXX	XXX	XXX					XXX	XXX
9. 2010	XXX	XXX	XXX	XXX	XXX	XXX	XXX				XXX	XXX
10. 2011	XXX	XXX	XXX	XXX	XXX	XXX	XXX	XXX			XXX	XXX
11. 2012	XXX	XXX	XXX	XXX	XXX	XXX	XXX	XXX	XXX		XXX	XXX

**SCHEDULE P - PART 3H - SECTION 1 - OTHER LIABILITY - OCCURRENCE**

1. Prior	.000	62,413	135,536	260,518	297,727	349,955	404,412	431,689	476,114	526,864	38,358	
2. 2003											11	13
3. 2004	XXX											
4. 2005	XXX	XXX										
5. 2006	XXX	XXX	XXX									
6. 2007	XXX	XXX	XXX	XXX								
7. 2008	XXX	XXX	XXX	XXX	XXX							
8. 2009	XXX	XXX	XXX	XXX	XXX	XXX						
9. 2010	XXX	XXX	XXX	XXX	XXX	XXX	XXX					
10. 2011	XXX	XXX	XXX	XXX	XXX	XXX	XXX	XXX				
11. 2012	XXX	XXX	XXX	XXX	XXX	XXX	XXX	XXX	XXX			

**SCHEDULE P - PART 3H - SECTION 2 - OTHER LIABILITY - CLAIMS-MADE**

1. Prior	.000	131	342	344	484	484	484	653	663	666	330	
2. 2003												
3. 2004	XXX											
4. 2005	XXX	XXX										
5. 2006	XXX	XXX	XXX									
6. 2007	XXX	XXX	XXX	XXX								
7. 2008	XXX	XXX	XXX	XXX	XXX							
8. 2009	XXX	XXX	XXX	XXX	XXX	XXX						
9. 2010	XXX	XXX	XXX	XXX	XXX	XXX	XXX					
10. 2011	XXX	XXX	XXX	XXX	XXX	XXX	XXX	XXX				
11. 2012	XXX	XXX	XXX	XXX	XXX	XXX	XXX	XXX	XXX			

ANNUAL STATEMENT FOR THE YEAR 2012 OF THE NATIONWIDE INDEMNITY COMPANY  
**SCHEDULE P - PART 3I - SPECIAL PROPERTY (FIRE, ALLIED LINES, INLAND MARINE,  
EARTHQUAKE, BURGLARY, AND THEFT)**

Years in Which Losses Were Incurred	CUMULATIVE PAID NET LOSSES AND DEFENSE AND COST CONTAINMENT EXPENSES REPORTED AT YEAR END (\$000 OMITTED)										11 Number of Claims Closed With Loss Payment	12 Number of Claims Closed Without Loss Payment
	1	2	3	4	5	6	7	8	9	10		
	2003	2004	2005	2006	2007	2008	2009	2010	2011	2012		
1. Prior	XXX	XXX	XXX	XXX	XXX	XXX	XXX	.000	(1,188)	(1,190)	XXX	XXX
2. 2011	XXX	XXX	XXX	XXX	XXX	XXX	XXX	XXX			XXX	XXX
3. 2012	XXX	XXX	XXX	XXX	XXX	XXX	XXX	XXX	XXX		XXX	XXX

**SCHEDULE P - PART 3J - AUTO PHYSICAL DAMAGE**

1. Prior	XXX	XXX	XXX	XXX	XXX	XXX	XXX	.000	(1)	(2)		
2. 2011	XXX	XXX	XXX	XXX	XXX	XXX	XXX	XXX				
3. 2012	XXX	XXX	XXX	XXX	XXX	XXX	XXX	XXX	XXX			

**SCHEDULE P - PART 3K - FIDELITY/SURETY**

1. Prior	XXX	XXX	XXX	XXX	XXX	XXX	XXX	.000	16	291	XXX	XXX
2. 2011	XXX	XXX	XXX	XXX	XXX	XXX	XXX	XXX			XXX	XXX
3. 2012	XXX	XXX	XXX	XXX	XXX	XXX	XXX	XXX	XXX		XXX	XXX

**SCHEDULE P - PART 3L - OTHER (INCLUDING CREDIT, ACCIDENT AND HEALTH)**

1. Prior	XXX	XXX	XXX	XXX	XXX	XXX	XXX	.000	1	27	XXX	XXX
2. 2011	XXX	XXX	XXX	XXX	XXX	XXX	XXX	XXX			XXX	XXX
3. 2012	XXX	XXX	XXX	XXX	XXX	XXX	XXX	XXX	XXX		XXX	XXX

**SCHEDULE P - PART 3M - INTERNATIONAL**

1. Prior	.000	4,420	3,554	10,135	(383)	(295)	(1,408)	(137)	322	597	XXX	XXX
2. 2003											XXX	XXX
3. 2004	XXX										XXX	XXX
4. 2005	XXX	XXX									XXX	XXX
5. 2006	XXX	XXX	XXX								XXX	XXX
6. 2007	XXX	XXX	XXX	XXX							XXX	XXX
7. 2008	XXX	XXX	XXX	XXX	XXX						XXX	XXX
8. 2009	XXX	XXX	XXX	XXX	XXX	XXX					XXX	XXX
9. 2010	XXX	XXX	XXX	XXX	XXX	XXX	XXX				XXX	XXX
10. 2011	XXX	XXX	XXX	XXX	XXX	XXX	XXX	XXX			XXX	XXX
11. 2012	XXX	XXX	XXX	XXX	XXX	XXX	XXX	XXX	XXX		XXX	XXX

ANNUAL STATEMENT FOR THE YEAR 2012 OF THE NATIONWIDE INDEMNITY COMPANY

**SCHEDULE P - PART 3N - REINSURANCE  
NONPROPORTIONAL ASSUMED PROPERTY**

Years in Which Losses Were Incurred	CUMULATIVE PAID NET LOSSES AND DEFENSE AND COST CONTAINMENT EXPENSES REPORTED AT YEAR END (\$000 OMITTED)										11 Number of Claims Closed With Loss Payment	12 Number of Claims Closed Without Loss Payment
	1 2003	2 2004	3 2005	4 2006	5 2007	6 2008	7 2009	8 2010	9 2011	10 2012		
1. Prior	.000	(4,377)	(5,619)	(10,673)	(10,178)	(9,992)	1,822	(1,254)	(1,379)	(1,402)	XXX	XXX
2. 2003	6,950	10,126	13,635	15,531	15,531	15,531	15,531	15,531	15,531	15,531	XXX	XXX
3. 2004	XXX										XXX	XXX
4. 2005	XXX	XXX									XXX	XXX
5. 2006	XXX	XXX	XXX								XXX	XXX
6. 2007	XXX	XXX	XXX	XXX							XXX	XXX
7. 2008	XXX	XXX	XXX	XXX	XXX						XXX	XXX
8. 2009	XXX	XXX	XXX	XXX	XXX	XXX					XXX	XXX
9. 2010	XXX	XXX	XXX	XXX	XXX	XXX	XXX				XXX	XXX
10. 2011	XXX	XXX	XXX	XXX	XXX	XXX	XXX	XXX			XXX	XXX
11. 2012	XXX	XXX	XXX	XXX	XXX	XXX	XXX	XXX	XXX	XXX	XXX	XXX

**SCHEDULE P - PART 3O - REINSURANCE  
NONPROPORTIONAL ASSUMED LIABILITY**

1. Prior	.000	45,129	71,498	96,257	125,987	165,438	216,679	287,720	315,352	340,916	XXX	XXX
2. 2003											XXX	XXX
3. 2004	XXX										XXX	XXX
4. 2005	XXX	XXX									XXX	XXX
5. 2006	XXX	XXX	XXX								XXX	XXX
6. 2007	XXX	XXX	XXX	XXX							XXX	XXX
7. 2008	XXX	XXX	XXX	XXX	XXX						XXX	XXX
8. 2009	XXX	XXX	XXX	XXX	XXX	XXX					XXX	XXX
9. 2010	XXX	XXX	XXX	XXX	XXX	XXX	XXX				XXX	XXX
10. 2011	XXX	XXX	XXX	XXX	XXX	XXX	XXX	XXX			XXX	XXX
11. 2012	XXX	XXX	XXX	XXX	XXX	XXX	XXX	XXX	XXX	XXX	XXX	XXX

**SCHEDULE P - PART 3P - REINSURANCE  
NONPROPORTIONAL ASSUMED FINANCIAL LINES**

1. Prior	.000		485	485	485	485	485	485	485	485	XXX	XXX
2. 2003											XXX	XXX
3. 2004	XXX										XXX	XXX
4. 2005	XXX	XXX									XXX	XXX
5. 2006	XXX	XXX	XXX								XXX	XXX
6. 2007	XXX	XXX	XXX	XXX							XXX	XXX
7. 2008	XXX	XXX	XXX	XXX	XXX						XXX	XXX
8. 2009	XXX	XXX	XXX	XXX	XXX	XXX					XXX	XXX
9. 2010	XXX	XXX	XXX	XXX	XXX	XXX	XXX				XXX	XXX
10. 2011	XXX	XXX	XXX	XXX	XXX	XXX	XXX	XXX			XXX	XXX
11. 2012	XXX	XXX	XXX	XXX	XXX	XXX	XXX	XXX	XXX	XXX	XXX	XXX

**ANNUAL STATEMENT FOR THE YEAR 2012 OF THE NATIONWIDE INDEMNITY COMPANY**  
**SCHEDULE P - PART 3R - SECTION 1 - PRODUCTS LIABILITY - OCCURENCE**

Years in Which Losses Were Incurred	CUMULATIVE PAID NET LOSSES AND DEFENSE AND COST CONTAINMENT EXPENSES REPORTED AT YEAR END (\$000 OMITTED)										11 Number of Claims Closed With Loss Payment	12 Number of Claims Closed Without Loss Payment
	1	2	3	4	5	6	7	8	9	10		
	2003	2004	2005	2006	2007	2008	2009	2010	2011	2012		
1. Prior	.000	115,960	236,035	365,539	455,968	523,990	594,326	667,119	765,776	873,322	110,831	
2. 2003												
3. 2004	XXX											
4. 2005	XXX	XXX										
5. 2006	XXX	XXX	XXX									
6. 2007	XXX	XXX	XXX	XXX								
7. 2008	XXX	XXX	XXX	XXX	XXX							
8. 2009	XXX	XXX	XXX	XXX	XXX	XXX						
9. 2010	XXX	XXX	XXX	XXX	XXX	XXX	XXX					
10. 2011	XXX	XXX	XXX	XXX	XXX	XXX	XXX	XXX				
11. 2012	XXX	XXX	XXX	XXX	XXX	XXX	XXX	XXX	XXX			

**SCHEDULE P - PART 3R - SECTION 2 - PRODUCTS LIABILITY - CLAIMS-MADE**

1. Prior	.000		32	(88)	(88)	(88)	(85)	(74)	115	129	22	
2. 2003												
3. 2004	XXX											
4. 2005	XXX	XXX										
5. 2006	XXX	XXX	XXX									
6. 2007	XXX	XXX	XXX	XXX								
7. 2008	XXX	XXX	XXX	XXX	XXX							
8. 2009	XXX	XXX	XXX	XXX	XXX	XXX						
9. 2010	XXX	XXX	XXX	XXX	XXX	XXX	XXX					
10. 2011	XXX	XXX	XXX	XXX	XXX	XXX	XXX	XXX				
11. 2012	XXX	XXX	XXX	XXX	XXX	XXX	XXX	XXX	XXX			

**SCHEDULE P - PART 3S - FINANCIAL GUARANTY/MORTGAGE GUARANTY**

1. Prior	XXX	XXX	XXX	XXX	XXX	XXX	XXX	XXX	XXX	XXX	XXX	XXX
2. 2011	XXX	XXX	XXX	XXX	XXX	XXX	XXX	XXX	XXX	XXX	XXX	XXX
3. 2012	XXX	XXX	XXX	XXX	XXX	XXX	XXX	XXX	XXX	XXX	XXX	XXX

**NONE**

**SCHEDULE P - PART 3T - WARRANTY**

1. Prior	XXX	XXX	XXX	XXX	XXX	XXX	XXX	XXX	XXX	XXX	XXX	XXX
2. 2011	XXX	XXX	XXX	XXX	XXX	XXX	XXX	XXX	XXX	XXX	XXX	XXX
3. 2012	XXX	XXX	XXX	XXX	XXX	XXX	XXX	XXX	XXX	XXX	XXX	XXX

**NONE**

ANNUAL STATEMENT FOR THE YEAR 2012 OF THE NATIONWIDE INDEMNITY COMPANY

**SCHEDULE P - PART 4A - HOMEOWNERS/FAROWNERS**

Years in Which Losses Were Incurred	BULK AND IBNR RESERVES ON NET LOSSES AND DEFENSE AND COST CONTAINMENT EXPENSES REPORTED AT YEAR END (\$000 OMITTED)									
	1	2	3	4	5	6	7	8	9	10
	2003	2004	2005	2006	2007	2008	2009	2010	2011	2012
1. Prior.....	33	123	113	63	23	29	1	1	8	8
2. 2003.....										
3. 2004.....	XXX									
4. 2005.....	XXX	XXX								
5. 2006.....	XXX	XXX	XXX							
6. 2007.....	XXX	XXX	XXX	XXX						
7. 2008.....	XXX	XXX	XXX	XXX	XXX					
8. 2009.....	XXX	XXX	XXX	XXX	XXX	XXX				
9. 2010.....	XXX	XXX	XXX	XXX	XXX	XXX	XXX			
10. 2011.....	XXX	XXX	XXX	XXX	XXX	XXX	XXX	XXX		
11. 2012.....	XXX	XXX	XXX	XXX	XXX	XXX	XXX	XXX	XXX	

**SCHEDULE P - PART 4B - PRIVATE PASSENGER AUTO LIABILITY/MEDICAL**

1. Prior.....	5,361	23,762	36,363	35,563	35,574	36,595	37,568	36,621	4,111	(171)
2. 2003.....										
3. 2004.....	XXX									
4. 2005.....	XXX	XXX								
5. 2006.....	XXX	XXX	XXX							
6. 2007.....	XXX	XXX	XXX	XXX						
7. 2008.....	XXX	XXX	XXX	XXX	XXX					
8. 2009.....	XXX	XXX	XXX	XXX	XXX	XXX				
9. 2010.....	XXX	XXX	XXX	XXX	XXX	XXX	XXX			
10. 2011.....	XXX	XXX	XXX	XXX	XXX	XXX	XXX	XXX		
11. 2012.....	XXX	XXX	XXX	XXX	XXX	XXX	XXX	XXX	XXX	

**SCHEDULE P - PART 4C - COMMERCIAL AUTO/TRUCK LIABILITY/MEDICAL**

1. Prior.....	4,751	2,427	1,406	692	612	1,218	1,213	1,185	1,075	(99)
2. 2003.....	14									
3. 2004.....	XXX									
4. 2005.....	XXX	XXX								
5. 2006.....	XXX	XXX	XXX							
6. 2007.....	XXX	XXX	XXX	XXX						
7. 2008.....	XXX	XXX	XXX	XXX	XXX					
8. 2009.....	XXX	XXX	XXX	XXX	XXX	XXX				
9. 2010.....	XXX	XXX	XXX	XXX	XXX	XXX	XXX			
10. 2011.....	XXX	XXX	XXX	XXX	XXX	XXX	XXX	XXX		
11. 2012.....	XXX	XXX	XXX	XXX	XXX	XXX	XXX	XXX	XXX	

**SCHEDULE P - PART 4D - WORKERS' COMPENSATION  
(EXCLUDING EXCESS WORKERS' COMPENSATION)**

1. Prior.....	30,815	21,709	17,375	21,759	14,928	15,184	12,772	21,843	21,652	21,856
2. 2003.....										
3. 2004.....	XXX									
4. 2005.....	XXX	XXX								
5. 2006.....	XXX	XXX	XXX							
6. 2007.....	XXX	XXX	XXX	XXX						
7. 2008.....	XXX	XXX	XXX	XXX	XXX					
8. 2009.....	XXX	XXX	XXX	XXX	XXX	XXX				
9. 2010.....	XXX	XXX	XXX	XXX	XXX	XXX	XXX			
10. 2011.....	XXX	XXX	XXX	XXX	XXX	XXX	XXX	XXX		
11. 2012.....	XXX	XXX	XXX	XXX	XXX	XXX	XXX	XXX	XXX	

**SCHEDULE P - PART 4E - COMMERCIAL MULTIPLE PERIL**

1. Prior.....	67,313	80,492	102,220	83,837	63,688	55,451	48,232	45,365	37,772	38,308
2. 2003.....										
3. 2004.....	XXX									
4. 2005.....	XXX	XXX								
5. 2006.....	XXX	XXX	XXX							
6. 2007.....	XXX	XXX	XXX	XXX						
7. 2008.....	XXX	XXX	XXX	XXX	XXX					
8. 2009.....	XXX	XXX	XXX	XXX	XXX	XXX				
9. 2010.....	XXX	XXX	XXX	XXX	XXX	XXX	XXX			
10. 2011.....	XXX	XXX	XXX	XXX	XXX	XXX	XXX	XXX		
11. 2012.....	XXX	XXX	XXX	XXX	XXX	XXX	XXX	XXX	XXX	

ANNUAL STATEMENT FOR THE YEAR 2012 OF THE NATIONWIDE INDEMNITY COMPANY

**SCHEDULE P - PART 4F - SECTION 1 - MEDICAL PROFESSIONAL LIABILITY - OCCURRENCE**

Years in Which Losses Were Incurred	BULK AND IBNR RESERVES ON NET LOSSES AND DEFENSE AND COST CONTAINMENT EXPENSES REPORTED AT YEAR END (\$000 OMITTED)									
	1	2	3	4	5	6	7	8	9	10
	2003	2004	2005	2006	2007	2008	2009	2010	2011	2012
1. Prior	5,276	4,354	15	2		(1)	0	0	0	0
2. 2003										
3. 2004	XXX									
4. 2005	XXX	XXX								
5. 2006	XXX	XXX	XXX							
6. 2007	XXX	XXX	XXX	XXX						
7. 2008	XXX	XXX	XXX	XXX	XXX					
8. 2009	XXX	XXX	XXX	XXX	XXX	XXX				
9. 2010	XXX	XXX	XXX	XXX	XXX	XXX	XXX			
10. 2011	XXX	XXX	XXX	XXX	XXX	XXX	XXX	XXX		
11. 2012	XXX	XXX	XXX	XXX	XXX	XXX	XXX	XXX	XXX	

**SCHEDULE P - PART 4F - SECTION 2 - MEDICAL PROFESSIONAL LIABILITY - CLAIMS-MADE**

1. Prior										
2. 2003										
3. 2004	XXX									
4. 2005	XXX	XXX								
5. 2006	XXX	XXX	XXX							
6. 2007	XXX	XXX	XXX	XXX						
7. 2008	XXX	XXX	XXX	XXX	XXX					
8. 2009	XXX	XXX	XXX	XXX	XXX	XXX				
9. 2010	XXX	XXX	XXX	XXX	XXX	XXX	XXX			
10. 2011	XXX	XXX	XXX	XXX	XXX	XXX	XXX	XXX		
11. 2012	XXX	XXX	XXX	XXX	XXX	XXX	XXX	XXX	XXX	

NONE

**SCHEDULE P - PART 4G - SPECIAL LIABILITY (OCEAN MARINE, AIRCRAFT (ALL PERILS), BOILER AND MACHINERY)**

1. Prior	1,756	2,440	2,059	2,506	2,390	1,751	1,739	1,750	1,496	767
2. 2003										
3. 2004	XXX									
4. 2005	XXX	XXX								
5. 2006	XXX	XXX	XXX							
6. 2007	XXX	XXX	XXX	XXX						
7. 2008	XXX	XXX	XXX	XXX	XXX					
8. 2009	XXX	XXX	XXX	XXX	XXX	XXX				
9. 2010	XXX	XXX	XXX	XXX	XXX	XXX	XXX			
10. 2011	XXX	XXX	XXX	XXX	XXX	XXX	XXX	XXX		
11. 2012	XXX	XXX	XXX	XXX	XXX	XXX	XXX	XXX	XXX	

**SCHEDULE P - PART 4H - SECTION 1 - OTHER LIABILITY - OCCURRENCE**

1. Prior	512,266	768,257	1,206,068	1,092,812	1,112,240	1,002,652	927,775	823,310	265,404	363,452
2. 2003	6	1	1			0	0	0	0	
3. 2004	XXX									
4. 2005	XXX	XXX								
5. 2006	XXX	XXX	XXX							
6. 2007	XXX	XXX	XXX	XXX						
7. 2008	XXX	XXX	XXX	XXX	XXX					
8. 2009	XXX	XXX	XXX	XXX	XXX	XXX				
9. 2010	XXX	XXX	XXX	XXX	XXX	XXX	XXX			
10. 2011	XXX	XXX	XXX	XXX	XXX	XXX	XXX	XXX		
11. 2012	XXX	XXX	XXX	XXX	XXX	XXX	XXX	XXX	XXX	

**SCHEDULE P - PART 4H - SECTION 2 - OTHER LIABILITY - CLAIMS-MADE**

1. Prior	9	8	17	21	15	11	11	10	9	9
2. 2003										
3. 2004	XXX									
4. 2005	XXX	XXX								
5. 2006	XXX	XXX	XXX							
6. 2007	XXX	XXX	XXX	XXX						
7. 2008	XXX	XXX	XXX	XXX	XXX					
8. 2009	XXX	XXX	XXX	XXX	XXX	XXX				
9. 2010	XXX	XXX	XXX	XXX	XXX	XXX	XXX			
10. 2011	XXX	XXX	XXX	XXX	XXX	XXX	XXX	XXX		
11. 2012	XXX	XXX	XXX	XXX	XXX	XXX	XXX	XXX	XXX	

ANNUAL STATEMENT FOR THE YEAR 2012 OF THE NATIONWIDE INDEMNITY COMPANY  
**SCHEDULE P - PART 4I - SPECIAL PROPERTY (FIRE, ALLIED LINES, INLAND MARINE, EARTHQUAKE, BURGLARY, AND THEFT)**

Years in Which Losses Were Incurred	BULK AND IBNR RESERVES ON NET LOSSES AND DEFENSE AND COST CONTAINMENT EXPENSES REPORTED AT YEAR END (\$000 OMITTED)									
	1	2	3	4	5	6	7	8	9	10
	2003	2004	2005	2006	2007	2008	2009	2010	2011	2012
1. Prior	XXX	XXX	XXX	XXX	XXX	XXX	XXX	3,269	3,387	3,199
2. 2011	XXX	XXX	XXX	XXX	XXX	XXX	XXX	XXX		
3. 2012	XXX	XXX	XXX	XXX	XXX	XXX	XXX	XXX	XXX	

**SCHEDULE P - PART 4J - AUTO PHYSICAL DAMAGE**

1. Prior	XXX	XXX	XXX	XXX	XXX	XXX	XXX			
2. 2011	XXX	XXX	XXX	XXX	XXX	XXX	XXX	XXX		
3. 2012	XXX	XXX	XXX	XXX	XXX	XXX	XXX	XXX	XXX	

**SCHEDULE P - PART 4K - FIDELITY/SURETY**

1. Prior	XXX	XXX	XXX	XXX	XXX	XXX	XXX	467	447	503
2. 2011	XXX	XXX	XXX	XXX	XXX	XXX	XXX	XXX		
3. 2012	XXX	XXX	XXX	XXX	XXX	XXX	XXX	XXX	XXX	

**SCHEDULE P - PART 4L - OTHER (INCLUDING CREDIT, ACCIDENT AND HEALTH)**

1. Prior	XXX	XXX	XXX	XXX	XXX	XXX	XXX	16	9	4
2. 2011	XXX	XXX	XXX	XXX	XXX	XXX	XXX	XXX		
3. 2012	XXX	XXX	XXX	XXX	XXX	XXX	XXX	XXX	XXX	

**SCHEDULE P - PART 4M - INTERNATIONAL**

1. Prior	102,563	123,739	13,598	10,722	16,611	37,983	29,018	17,866	16,068	8,625
2. 2003										
3. 2004	XXX									
4. 2005	XXX	XXX								
5. 2006	XXX	XXX	XXX							
6. 2007	XXX	XXX	XXX	XXX						
7. 2008	XXX	XXX	XXX	XXX	XXX					
8. 2009	XXX	XXX	XXX	XXX	XXX	XXX				
9. 2010	XXX	XXX	XXX	XXX	XXX	XXX	XXX			
10. 2011	XXX	XXX	XXX	XXX	XXX	XXX	XXX	XXX		
11. 2012	XXX	XXX	XXX	XXX	XXX	XXX	XXX	XXX	XXX	

ANNUAL STATEMENT FOR THE YEAR 2012 OF THE NATIONWIDE INDEMNITY COMPANY

**SCHEDULE P - PART 4N - REINSURANCE  
NONPROPORTIONAL ASSUMED PROPERTY**

Years in Which Losses Were Incurred	BULK AND IBNR RESERVES ON NET LOSSES AND DEFENSE AND COST CONTAINMENT EXPENSES REPORTED AT YEAR END (\$000 OMITTED)									
	1	2	3	4	5	6	7	8	9	10
	2003	2004	2005	2006	2007	2008	2009	2010	2011	2012
1. Prior	2,857	432	147	50	156	(850)	(805)	(782)	885	885
2. 2003	2,995	2,818	563							
3. 2004	XXX									
4. 2005	XXX	XXX								
5. 2006	XXX	XXX	XXX							
6. 2007	XXX	XXX	XXX	XXX						
7. 2008	XXX	XXX	XXX	XXX	XXX					
8. 2009	XXX	XXX	XXX	XXX	XXX	XXX				
9. 2010	XXX	XXX	XXX	XXX	XXX	XXX	XXX			
10. 2011	XXX	XXX	XXX	XXX	XXX	XXX	XXX	XXX		
11. 2012	XXX	XXX	XXX	XXX	XXX	XXX	XXX	XXX	XXX	

**SCHEDULE P - PART 4O - REINSURANCE  
NONPROPORTIONAL ASSUMED LIABILITY**

1. Prior	296,441	267,357	287,752	298,191	382,445	351,183	242,354	230,772	351,559	356,261
2. 2003										
3. 2004	XXX									
4. 2005	XXX	XXX								
5. 2006	XXX	XXX	XXX							
6. 2007	XXX	XXX	XXX	XXX						
7. 2008	XXX	XXX	XXX	XXX	XXX					
8. 2009	XXX	XXX	XXX	XXX	XXX	XXX				
9. 2010	XXX	XXX	XXX	XXX	XXX	XXX	XXX			
10. 2011	XXX	XXX	XXX	XXX	XXX	XXX	XXX	XXX		
11. 2012	XXX	XXX	XXX	XXX	XXX	XXX	XXX	XXX	XXX	

**SCHEDULE P - PART 4P - REINSURANCE  
NONPROPORTIONAL ASSUMED FINANCIAL LINES**

1. Prior											29
2. 2003											
3. 2004	XXX										
4. 2005	XXX	XXX									
5. 2006	XXX	XXX	XXX								
6. 2007	XXX	XXX	XXX	XXX							
7. 2008	XXX	XXX	XXX	XXX	XXX						
8. 2009	XXX	XXX	XXX	XXX	XXX	XXX					
9. 2010	XXX	XXX	XXX	XXX	XXX	XXX	XXX				
10. 2011	XXX	XXX	XXX	XXX	XXX	XXX	XXX	XXX			
11. 2012	XXX	XXX	XXX	XXX	XXX	XXX	XXX	XXX	XXX	XXX	

ANNUAL STATEMENT FOR THE YEAR 2012 OF THE NATIONWIDE INDEMNITY COMPANY  
**SCHEDULE P - PART 4R - SECTION 1 - PRODUCTS LIABILITY - OCCURENCE**

Years in Which Losses Were Incurred	BULK AND IBNR RESERVES ON NET LOSSES AND DEFENSE AND COST CONTAINMENT EXPENSES REPORTED AT YEAR END (\$000 OMITTED)									
	1	2	3	4	5	6	7	8	9	10
	2003	2004	2005	2006	2007	2008	2009	2010	2011	2012
1. Prior	112,205	154,425	218,068	246,264	252,604	257,885	293,426	291,651	599,458	485,931
2. 2003										
3. 2004	XXX									
4. 2005	XXX	XXX								
5. 2006	XXX	XXX	XXX							
6. 2007	XXX	XXX	XXX	XXX						
7. 2008	XXX	XXX	XXX	XXX	XXX					
8. 2009	XXX	XXX	XXX	XXX	XXX	XXX				
9. 2010	XXX	XXX	XXX	XXX	XXX	XXX	XXX			
10. 2011	XXX	XXX	XXX	XXX	XXX	XXX	XXX	XXX		
11. 2012	XXX	XXX	XXX	XXX	XXX	XXX	XXX	XXX	XXX	

**SCHEDULE P - PART 4R - SECTION 2 - PRODUCTS LIABILITY - CLAIMS-MADE**

1. Prior	354	410	422	55	32	89	90	87	35	35
2. 2003										
3. 2004	XXX									
4. 2005	XXX	XXX								
5. 2006	XXX	XXX	XXX							
6. 2007	XXX	XXX	XXX	XXX						
7. 2008	XXX	XXX	XXX	XXX	XXX					
8. 2009	XXX	XXX	XXX	XXX	XXX	XXX				
9. 2010	XXX	XXX	XXX	XXX	XXX	XXX	XXX			
10. 2011	XXX	XXX	XXX	XXX	XXX	XXX	XXX	XXX		
11. 2012	XXX	XXX	XXX	XXX	XXX	XXX	XXX	XXX	XXX	

**SCHEDULE P - PART 4S - FINANCIAL GUARANTY/MORTGAGE GUARANTY**

1. Prior	XXX	XXX	XXX	XXX	XXX	XXX	XXX			
2. 2011	XXX	XXX	XXX	XXX	XXX	XXX	XXX	XXX		
3. 2012	XXX	XXX	XXX	XXX	XXX	XXX	XXX	XXX	XXX	

**NONE**

**SCHEDULE P - PART 4T - WARRANTY**

1. Prior	XXX	XXX	XXX	XXX	XXX	XXX	XXX			
2. 2011	XXX	XXX	XXX	XXX	XXX	XXX	XXX	XXX		
3. 2012	XXX	XXX	XXX	XXX	XXX	XXX	XXX	XXX	XXX	

**NONE**

**ANNUAL STATEMENT FOR THE YEAR 2012 OF THE NATIONWIDE INDEMNITY COMPANY**  
**SCHEDULE P - PART 5A - HOMEOWNERS/FARMOWNERS**  
**SECTION 1**

Years in Which Premiums Were Earned and Losses Were Incurred	CUMULATIVE NUMBER OF CLAIMS CLOSED WITH LOSS PAYMENT DIRECT AND ASSUMED AT YEAR END									
	1	2	3	4	5	6	7	8	9	10
	2003	2004	2005	2006	2007	2008	2009	2010	2011	2012
1. Prior	17	20		4	8	2	2			1
2. 2003										
3. 2004	XXX									
4. 2005	XXX	XXX								
5. 2006	XXX	XXX	XXX							
6. 2007	XXX	XXX	XXX	XXX						
7. 2008	XXX	XXX	XXX	XXX	XXX					
8. 2009	XXX	XXX	XXX	XXX	XXX	XXX				
9. 2010	XXX	XXX	XXX	XXX	XXX	XXX	XXX			
10. 2011	XXX	XXX	XXX	XXX	XXX	XXX	XXX	XXX		
11. 2012	XXX	XXX	XXX	XXX	XXX	XXX	XXX	XXX	XXX	

**SECTION 2**

Years in Which Premiums Were Earned and Losses Were Incurred	NUMBER OF CLAIMS OUTSTANDING DIRECT AND ASSUMED AT YEAR END									
	1	2	3	4	5	6	7	8	9	10
	2003	2004	2005	2006	2007	2008	2009	2010	2011	2012
1. Prior	43	22	22	23	14	7	6	5	9	7
2. 2003										
3. 2004	XXX									
4. 2005	XXX	XXX								
5. 2006	XXX	XXX	XXX							
6. 2007	XXX	XXX	XXX	XXX						
7. 2008	XXX	XXX	XXX	XXX	XXX					
8. 2009	XXX	XXX	XXX	XXX	XXX	XXX				
9. 2010	XXX	XXX	XXX	XXX	XXX	XXX	XXX			
10. 2011	XXX	XXX	XXX	XXX	XXX	XXX	XXX	XXX		
11. 2012	XXX	XXX	XXX	XXX	XXX	XXX	XXX	XXX	XXX	

**SECTION 3**

Years in Which Premiums Were Earned and Losses Were Incurred	CUMULATIVE NUMBER OF CLAIMS REPORTED DIRECT AND ASSUMED AT YEAR END									
	1	2	3	4	5	6	7	8	9	10
	2003	2004	2005	2006	2007	2008	2009	2010	2011	2012
1. Prior	43	12		9	11	(2)	1	2	4	2
2. 2003										
3. 2004	XXX									
4. 2005	XXX	XXX								
5. 2006	XXX	XXX	XXX							
6. 2007	XXX	XXX	XXX	XXX						
7. 2008	XXX	XXX	XXX	XXX	XXX					
8. 2009	XXX	XXX	XXX	XXX	XXX	XXX				
9. 2010	XXX	XXX	XXX	XXX	XXX	XXX	XXX			
10. 2011	XXX	XXX	XXX	XXX	XXX	XXX	XXX	XXX		
11. 2012	XXX	XXX	XXX	XXX	XXX	XXX	XXX	XXX	XXX	

**ANNUAL STATEMENT FOR THE YEAR 2012 OF THE NATIONWIDE INDEMNITY COMPANY**  
**SCHEDULE P - PART 5B - PRIVATE PASSENGER AUTO LIABILITY/MEDICAL**  
**SECTION 1**

Years in Which Premiums Were Earned and Losses Were Incurred	CUMULATIVE NUMBER OF CLAIMS CLOSED WITH LOSS PAYMENT DIRECT AND ASSUMED AT YEAR END									
	1	2	3	4	5	6	7	8	9	10
	2003	2004	2005	2006	2007	2008	2009	2010	2011	2012
1. Prior	79	112		29	58	50	95	26	25	59
2. 2003										
3. 2004	XXX									
4. 2005	XXX	XXX								
5. 2006	XXX	XXX	XXX							
6. 2007	XXX	XXX	XXX	XXX						
7. 2008	XXX	XXX	XXX	XXX	XXX					
8. 2009	XXX	XXX	XXX	XXX	XXX	XXX				
9. 2010	XXX	XXX	XXX	XXX	XXX	XXX	XXX			
10. 2011	XXX	XXX	XXX	XXX	XXX	XXX	XXX	XXX		
11. 2012	XXX	XXX	XXX	XXX	XXX	XXX	XXX	XXX	XXX	

**SECTION 2**

Years in Which Premiums Were Earned and Losses Were Incurred	NUMBER OF CLAIMS OUTSTANDING DIRECT AND ASSUMED AT YEAR END									
	1	2	3	4	5	6	7	8	9	10
	2003	2004	2005	2006	2007	2008	2009	2010	2011	2012
1. Prior	1,219	993	993	994	869	777	685	669	680	595
2. 2003										
3. 2004	XXX									
4. 2005	XXX	XXX								
5. 2006	XXX	XXX	XXX							
6. 2007	XXX	XXX	XXX	XXX						
7. 2008	XXX	XXX	XXX	XXX	XXX					
8. 2009	XXX	XXX	XXX	XXX	XXX	XXX				
9. 2010	XXX	XXX	XXX	XXX	XXX	XXX	XXX			
10. 2011	XXX	XXX	XXX	XXX	XXX	XXX	XXX	XXX		
11. 2012	XXX	XXX	XXX	XXX	XXX	XXX	XXX	XXX	XXX	

**SECTION 3**

Years in Which Premiums Were Earned and Losses Were Incurred	CUMULATIVE NUMBER OF CLAIMS REPORTED DIRECT AND ASSUMED AT YEAR END									
	1	2	3	4	5	6	7	8	9	10
	2003	2004	2005	2006	2007	2008	2009	2010	2011	2012
1. Prior	513	57		140	(37)	62	34	30	89	81
2. 2003										
3. 2004	XXX									
4. 2005	XXX	XXX								
5. 2006	XXX	XXX	XXX							
6. 2007	XXX	XXX	XXX	XXX						
7. 2008	XXX	XXX	XXX	XXX	XXX					
8. 2009	XXX	XXX	XXX	XXX	XXX	XXX				
9. 2010	XXX	XXX	XXX	XXX	XXX	XXX	XXX			
10. 2011	XXX	XXX	XXX	XXX	XXX	XXX	XXX	XXX		
11. 2012	XXX	XXX	XXX	XXX	XXX	XXX	XXX	XXX	XXX	

**ANNUAL STATEMENT FOR THE YEAR 2012 OF THE NATIONWIDE INDEMNITY COMPANY**  
**SCHEDULE P - PART 5C - COMMERCIAL AUTO/TRUCK LIABILITY/MEDICAL**  
**SECTION 1**

Years in Which Premiums Were Earned and Losses Were Incurred	CUMULATIVE NUMBER OF CLAIMS CLOSED WITH LOSS PAYMENT DIRECT AND ASSUMED AT YEAR END									
	1	2	3	4	5	6	7	8	9	10
	2003	2004	2005	2006	2007	2008	2009	2010	2011	2012
1. Prior	(2,729)	304	34	12	12	50	115	51	11	19
2. 2003		29	29	29	29	29	29	29	29	29
3. 2004	XXX									
4. 2005	XXX	XXX								
5. 2006	XXX	XXX	XXX							
6. 2007	XXX	XXX	XXX	XXX						
7. 2008	XXX	XXX	XXX	XXX	XXX					
8. 2009	XXX	XXX	XXX	XXX	XXX	XXX				
9. 2010	XXX	XXX	XXX	XXX	XXX	XXX	XXX			
10. 2011	XXX	XXX	XXX	XXX	XXX	XXX	XXX	XXX		
11. 2012	XXX	XXX	XXX	XXX	XXX	XXX	XXX	XXX	XXX	

**SECTION 2**

Years in Which Premiums Were Earned and Losses Were Incurred	NUMBER OF CLAIMS OUTSTANDING DIRECT AND ASSUMED AT YEAR END									
	1	2	3	4	5	6	7	8	9	10
	2003	2004	2005	2006	2007	2008	2009	2010	2011	2012
1. Prior	806	563	527	501	406	377	257	205	183	161
2. 2003										
3. 2004	XXX									
4. 2005	XXX	XXX								
5. 2006	XXX	XXX	XXX							
6. 2007	XXX	XXX	XXX	XXX						
7. 2008	XXX	XXX	XXX	XXX	XXX					
8. 2009	XXX	XXX	XXX	XXX	XXX	XXX				
9. 2010	XXX	XXX	XXX	XXX	XXX	XXX	XXX			
10. 2011	XXX	XXX	XXX	XXX	XXX	XXX	XXX	XXX		
11. 2012	XXX	XXX	XXX	XXX	XXX	XXX	XXX	XXX	XXX	

**SECTION 3**

Years in Which Premiums Were Earned and Losses Were Incurred	CUMULATIVE NUMBER OF CLAIMS REPORTED DIRECT AND ASSUMED AT YEAR END									
	1	2	3	4	5	6	7	8	9	10
	2003	2004	2005	2006	2007	2008	2009	2010	2011	2012
1. Prior	(766)	245	6	1	(68)	31	5	6	6	27
2. 2003		42	42	42	42	42	42	42	42	42
3. 2004	XXX									
4. 2005	XXX	XXX								
5. 2006	XXX	XXX	XXX							
6. 2007	XXX	XXX	XXX	XXX						
7. 2008	XXX	XXX	XXX	XXX	XXX					
8. 2009	XXX	XXX	XXX	XXX	XXX	XXX				
9. 2010	XXX	XXX	XXX	XXX	XXX	XXX	XXX			
10. 2011	XXX	XXX	XXX	XXX	XXX	XXX	XXX	XXX		
11. 2012	XXX	XXX	XXX	XXX	XXX	XXX	XXX	XXX	XXX	

ANNUAL STATEMENT FOR THE YEAR 2012 OF THE NATIONWIDE INDEMNITY COMPANY

**SCHEDULE P - PART 5D - WORKERS' COMPENSATION  
(EXCLUDING EXCESS WORKERS' COMPENSATION)**

**SECTION 1**

Years in Which Premiums Were Earned and Losses Were Incurred	CUMULATIVE NUMBER OF CLAIMS CLOSED WITH LOSS PAYMENT DIRECT AND ASSUMED AT YEAR END									
	1	2	3	4	5	6	7	8	9	10
	2003	2004	2005	2006	2007	2008	2009	2010	2011	2012
1. Prior.....	1,051	431	90	106	96	88	206	103	101	102
2. 2003.....										
3. 2004.....	XXX									
4. 2005.....	XXX	XXX								
5. 2006.....	XXX	XXX	XXX							
6. 2007.....	XXX	XXX	XXX	XXX						
7. 2008.....	XXX	XXX	XXX	XXX	XXX					
8. 2009.....	XXX	XXX	XXX	XXX	XXX	XXX				
9. 2010.....	XXX	XXX	XXX	XXX	XXX	XXX	XXX			
10. 2011.....	XXX	XXX	XXX	XXX	XXX	XXX	XXX	XXX		
11. 2012.....	XXX	XXX	XXX	XXX	XXX	XXX	XXX	XXX	XXX	

**SECTION 2**

Years in Which Premiums Were Earned and Losses Were Incurred	NUMBER OF CLAIMS OUTSTANDING DIRECT AND ASSUMED AT YEAR END									
	1	2	3	4	5	6	7	8	9	10
	2003	2004	2005	2006	2007	2008	2009	2010	2011	2012
1. Prior.....	3,310	3,022	3,018	3,030	2,567	2,584	2,478	2,147	2,208	2,116
2. 2003.....										
3. 2004.....	XXX									
4. 2005.....	XXX	XXX								
5. 2006.....	XXX	XXX	XXX							
6. 2007.....	XXX	XXX	XXX	XXX						
7. 2008.....	XXX	XXX	XXX	XXX	XXX					
8. 2009.....	XXX	XXX	XXX	XXX	XXX	XXX				
9. 2010.....	XXX	XXX	XXX	XXX	XXX	XXX	XXX			
10. 2011.....	XXX	XXX	XXX	XXX	XXX	XXX	XXX	XXX		
11. 2012.....	XXX	XXX	XXX	XXX	XXX	XXX	XXX	XXX	XXX	

**SECTION 3**

Years in Which Premiums Were Earned and Losses Were Incurred	CUMULATIVE NUMBER OF CLAIMS REPORTED DIRECT AND ASSUMED AT YEAR END									
	1	2	3	4	5	6	7	8	9	10
	2003	2004	2005	2006	2007	2008	2009	2010	2011	2012
1. Prior.....	1,168	575	113	317	(142)	267	198	174	409	218
2. 2003.....										
3. 2004.....	XXX									
4. 2005.....	XXX	XXX								
5. 2006.....	XXX	XXX	XXX							
6. 2007.....	XXX	XXX	XXX	XXX						
7. 2008.....	XXX	XXX	XXX	XXX	XXX					
8. 2009.....	XXX	XXX	XXX	XXX	XXX	XXX				
9. 2010.....	XXX	XXX	XXX	XXX	XXX	XXX	XXX			
10. 2011.....	XXX	XXX	XXX	XXX	XXX	XXX	XXX	XXX		
11. 2012.....	XXX	XXX	XXX	XXX	XXX	XXX	XXX	XXX	XXX	

**ANNUAL STATEMENT FOR THE YEAR 2012 OF THE NATIONWIDE INDEMNITY COMPANY**  
**SCHEDULE P - PART 5E - COMMERCIAL MULTIPLE PERIL**  
**SECTION 1**

Years in Which Premiums Were Earned and Losses Were Incurred	CUMULATIVE NUMBER OF CLAIMS CLOSED WITH LOSS PAYMENT DIRECT AND ASSUMED AT YEAR END									
	1	2	3	4	5	6	7	8	9	10
	2003	2004	2005	2006	2007	2008	2009	2010	2011	2012
1. Prior	1,392	2,573	1,661	7	1,152	1,302	1,415	823	1,702	1,968
2. 2003										
3. 2004	XXX									
4. 2005	XXX	XXX								
5. 2006	XXX	XXX	XXX							
6. 2007	XXX	XXX	XXX	XXX						
7. 2008	XXX	XXX	XXX	XXX	XXX					
8. 2009	XXX	XXX	XXX	XXX	XXX	XXX				
9. 2010	XXX	XXX	XXX	XXX	XXX	XXX	XXX			
10. 2011	XXX	XXX	XXX	XXX	XXX	XXX	XXX	XXX		
11. 2012	XXX	XXX	XXX	XXX	XXX	XXX	XXX	XXX	XXX	

**SECTION 2**

Years in Which Premiums Were Earned and Losses Were Incurred	NUMBER OF CLAIMS OUTSTANDING DIRECT AND ASSUMED AT YEAR END									
	1	2	3	4	5	6	7	8	9	10
	2003	2004	2005	2006	2007	2008	2009	2010	2011	2012
1. Prior	20,584	21,342	23,034	23,040	9,351	9,607	9,298	9,481	8,631	7,824
2. 2003			1	1						
3. 2004	XXX									
4. 2005	XXX	XXX								
5. 2006	XXX	XXX	XXX							
6. 2007	XXX	XXX	XXX	XXX						
7. 2008	XXX	XXX	XXX	XXX	XXX					
8. 2009	XXX	XXX	XXX	XXX	XXX	XXX				
9. 2010	XXX	XXX	XXX	XXX	XXX	XXX	XXX			
10. 2011	XXX	XXX	XXX	XXX	XXX	XXX	XXX	XXX		
11. 2012	XXX	XXX	XXX	XXX	XXX	XXX	XXX	XXX	XXX	

**SECTION 3**

Years in Which Premiums Were Earned and Losses Were Incurred	CUMULATIVE NUMBER OF CLAIMS REPORTED DIRECT AND ASSUMED AT YEAR END									
	1	2	3	4	5	6	7	8	9	10
	2003	2004	2005	2006	2007	2008	2009	2010	2011	2012
1. Prior	13,433	6,863	6,264	20	(11,731)	2,063	1,770	2,221	1,974	1,722
2. 2003		2	3	3	2	2	2	2	2	2
3. 2004	XXX									
4. 2005	XXX	XXX								
5. 2006	XXX	XXX	XXX							
6. 2007	XXX	XXX	XXX	XXX						
7. 2008	XXX	XXX	XXX	XXX	XXX					
8. 2009	XXX	XXX	XXX	XXX	XXX	XXX				
9. 2010	XXX	XXX	XXX	XXX	XXX	XXX	XXX			
10. 2011	XXX	XXX	XXX	XXX	XXX	XXX	XXX	XXX		
11. 2012	XXX	XXX	XXX	XXX	XXX	XXX	XXX	XXX	XXX	

**ANNUAL STATEMENT FOR THE YEAR 2012 OF THE NATIONWIDE INDEMNITY COMPANY  
SCHEDULE P - PART 5F - MEDICAL PROFESSIONAL LIABILITY - OCCURRENCE**

**SECTION 1A**

Years in Years in Which Premiums Were Earned and Losses Were Incurred	CUMULATIVE NUMBER OF CLAIMS CLOSED WITH LOSS PAYMENT DIRECT AND ASSUMED AT YEAR END									
	1	2	3	4	5	6	7	8	9	10
	2003	2004	2005	2006	2007	2008	2009	2010	2011	2012
1. Prior	58	198	4	34	65	19	24	27	11	11
2. 2003										
3. 2004	XXX									
4. 2005	XXX	XXX								
5. 2006	XXX	XXX	XXX							
6. 2007	XXX	XXX	XXX	XXX						
7. 2008	XXX	XXX	XXX	XXX	XXX					
8. 2009	XXX	XXX	XXX	XXX	XXX	XXX				
9. 2010	XXX	XXX	XXX	XXX	XXX	XXX	XXX			
10. 2011	XXX	XXX	XXX	XXX	XXX	XXX	XXX	XXX		
11. 2012	XXX	XXX	XXX	XXX	XXX	XXX	XXX	XXX	XXX	

**SECTION 2A**

Years in Years in Which Premiums Were Earned and Losses Were Incurred	NUMBER OF CLAIMS OUTSTANDING DIRECT AND ASSUMED AT YEAR END									
	1	2	3	4	5	6	7	8	9	10
	2003	2004	2005	2006	2007	2008	2009	2010	2011	2012
1. Prior	413	360	353	338	186	168	135	111	90	79
2. 2003										
3. 2004	XXX									
4. 2005	XXX	XXX								
5. 2006	XXX	XXX	XXX							
6. 2007	XXX	XXX	XXX	XXX						
7. 2008	XXX	XXX	XXX	XXX	XXX					
8. 2009	XXX	XXX	XXX	XXX	XXX	XXX				
9. 2010	XXX	XXX	XXX	XXX	XXX	XXX	XXX			
10. 2011	XXX	XXX	XXX	XXX	XXX	XXX	XXX	XXX		
11. 2012	XXX	XXX	XXX	XXX	XXX	XXX	XXX	XXX	XXX	

**SECTION 3A**

Years in Years in Which Premiums Were Earned and Losses Were Incurred	CUMULATIVE NUMBER OF CLAIMS REPORTED DIRECT AND ASSUMED AT YEAR END									
	1	2	3	4	5	6	7	8	9	10
	2003	2004	2005	2006	2007	2008	2009	2010	2011	2012
1. Prior	32	200		63	(53)	22	10	14	16	18
2. 2003										
3. 2004	XXX									
4. 2005	XXX	XXX								
5. 2006	XXX	XXX	XXX							
6. 2007	XXX	XXX	XXX	XXX						
7. 2008	XXX	XXX	XXX	XXX	XXX					
8. 2009	XXX	XXX	XXX	XXX	XXX	XXX				
9. 2010	XXX	XXX	XXX	XXX	XXX	XXX	XXX			
10. 2011	XXX	XXX	XXX	XXX	XXX	XXX	XXX	XXX		
11. 2012	XXX	XXX	XXX	XXX	XXX	XXX	XXX	XXX	XXX	

**ANNUAL STATEMENT FOR THE YEAR 2012 OF THE NATIONWIDE INDEMNITY COMPANY**  
**SCHEDULE P - PART 5F - MEDICAL PROFESSIONAL LIABILITY - CLAIMS-MADE**  
**SECTION 1B**

Years in Years in Which Premiums Were Earned and Losses Were Incurred	CUMULATIVE NUMBER OF CLAIMS CLOSED WITH LOSS PAYMENT DIRECT AND ASSUMED AT YEAR END									
	1	2	3	4	5	6	7	8	9	10
	2003	2004	2005	2006	2007	2008	2009	2010	2011	2012
1. Prior.....	1			1						
2. 2003.....										
3. 2004.....	XXX									
4. 2005.....	XXX	XXX								
5. 2006.....	XXX	XXX	XXX							
6. 2007.....	XXX	XXX	XXX	XXX						
7. 2008.....	XXX	XXX	XXX	XXX	XXX					
8. 2009.....	XXX	XXX	XXX	XXX	XXX	XXX				
9. 2010.....	XXX	XXX	XXX	XXX	XXX	XXX	XXX			
10. 2011.....	XXX	XXX	XXX	XXX	XXX	XXX	XXX	XXX		
11. 2012.....	XXX	XXX	XXX	XXX	XXX	XXX	XXX	XXX	XXX	

**SECTION 2B**

Years in Years in Which Premiums Were Earned and Losses Were Incurred	NUMBER OF CLAIMS OUTSTANDING DIRECT AND ASSUMED AT YEAR END									
	1	2	3	4	5	6	7	8	9	10
	2003	2004	2005	2006	2007	2008	2009	2010	2011	2012
1. Prior.....	3	2	2		4					
2. 2003.....										
3. 2004.....	XXX									
4. 2005.....	XXX	XXX								
5. 2006.....	XXX	XXX	XXX							
6. 2007.....	XXX	XXX	XXX	XXX						
7. 2008.....	XXX	XXX	XXX	XXX	XXX					
8. 2009.....	XXX	XXX	XXX	XXX	XXX	XXX				
9. 2010.....	XXX	XXX	XXX	XXX	XXX	XXX	XXX			
10. 2011.....	XXX	XXX	XXX	XXX	XXX	XXX	XXX	XXX		
11. 2012.....	XXX	XXX	XXX	XXX	XXX	XXX	XXX	XXX	XXX	

**SECTION 3B**

Years in Years in Which Premiums Were Earned and Losses Were Incurred	CUMULATIVE NUMBER OF CLAIMS REPORTED DIRECT AND ASSUMED AT YEAR END									
	1	2	3	4	5	6	7	8	9	10
	2003	2004	2005	2006	2007	2008	2009	2010	2011	2012
1. Prior.....					4					
2. 2003.....										
3. 2004.....	XXX									
4. 2005.....	XXX	XXX								
5. 2006.....	XXX	XXX	XXX							
6. 2007.....	XXX	XXX	XXX	XXX						
7. 2008.....	XXX	XXX	XXX	XXX	XXX					
8. 2009.....	XXX	XXX	XXX	XXX	XXX	XXX				
9. 2010.....	XXX	XXX	XXX	XXX	XXX	XXX	XXX			
10. 2011.....	XXX	XXX	XXX	XXX	XXX	XXX	XXX	XXX		
11. 2012.....	XXX	XXX	XXX	XXX	XXX	XXX	XXX	XXX	XXX	

ANNUAL STATEMENT FOR THE YEAR 2012 OF THE NATIONWIDE INDEMNITY COMPANY  
**SCHEDULE P - PART 5H - OTHER LIABILITY - OCCURRENCE**

**SECTION 1A**

Years in Years in Which Premiums Were Earned and Losses Were Incurred	CUMULATIVE NUMBER OF CLAIMS CLOSED WITH LOSS PAYMENT DIRECT AND ASSUMED AT YEAR END									
	1	2	3	4	5	6	7	8	9	10
	2003	2004	2005	2006	2007	2008	2009	2010	2011	2012
1. Prior.....	1,676	4,272	18,730	977	1,594	1,617	5,085	2,026	2,311	1,746
2. 2003.....		11	11	11	11	11	11	11	11	11
3. 2004.....	XXX									
4. 2005.....	XXX	XXX								
5. 2006.....	XXX	XXX	XXX							
6. 2007.....	XXX	XXX	XXX	XXX						
7. 2008.....	XXX	XXX	XXX	XXX	XXX					
8. 2009.....	XXX	XXX	XXX	XXX	XXX	XXX				
9. 2010.....	XXX	XXX	XXX	XXX	XXX	XXX	XXX			
10. 2011.....	XXX	XXX	XXX	XXX	XXX	XXX	XXX	XXX		
11. 2012.....	XXX	XXX	XXX	XXX	XXX	XXX	XXX	XXX	XXX	

**SECTION 2A**

Years in Years in Which Premiums Were Earned and Losses Were Incurred	NUMBER OF CLAIMS OUTSTANDING DIRECT AND ASSUMED AT YEAR END									
	1	2	3	4	5	6	7	8	9	10
	2003	2004	2005	2006	2007	2008	2009	2010	2011	2012
1. Prior.....	69,742	68,807	43,792	41,132	36,064	37,302	34,474	34,257	33,452	33,555
2. 2003.....										
3. 2004.....	XXX									
4. 2005.....	XXX	XXX								
5. 2006.....	XXX	XXX	XXX							
6. 2007.....	XXX	XXX	XXX	XXX						
7. 2008.....	XXX	XXX	XXX	XXX	XXX					
8. 2009.....	XXX	XXX	XXX	XXX	XXX	XXX				
9. 2010.....	XXX	XXX	XXX	XXX	XXX	XXX	XXX			
10. 2011.....	XXX	XXX	XXX	XXX	XXX	XXX	XXX	XXX		
11. 2012.....	XXX	XXX	XXX	XXX	XXX	XXX	XXX	XXX	XXX	

**SECTION 3A**

Years in Years in Which Premiums Were Earned and Losses Were Incurred	CUMULATIVE NUMBER OF CLAIMS REPORTED DIRECT AND ASSUMED AT YEAR END									
	1	2	3	4	5	6	7	8	9	10
	2003	2004	2005	2006	2007	2008	2009	2010	2011	2012
1. Prior.....	26,703	14,999	6,124	2,810	2,034	8,113	7,959	7,413	7,507	7,955
2. 2003.....		24	24	24	24	24	24	24	24	24
3. 2004.....	XXX									
4. 2005.....	XXX	XXX								
5. 2006.....	XXX	XXX	XXX							
6. 2007.....	XXX	XXX	XXX	XXX						
7. 2008.....	XXX	XXX	XXX	XXX	XXX					
8. 2009.....	XXX	XXX	XXX	XXX	XXX	XXX				
9. 2010.....	XXX	XXX	XXX	XXX	XXX	XXX	XXX			
10. 2011.....	XXX	XXX	XXX	XXX	XXX	XXX	XXX	XXX		
11. 2012.....	XXX	XXX	XXX	XXX	XXX	XXX	XXX	XXX	XXX	

ANNUAL STATEMENT FOR THE YEAR 2012 OF THE NATIONWIDE INDEMNITY COMPANY  
**SCHEDULE P - PART 5H - OTHER LIABILITY - CLAIMS-MADE**

**SECTION 1B**

Years in Years in Which Premiums Were Earned and Losses Were Incurred	CUMULATIVE NUMBER OF CLAIMS CLOSED WITH LOSS PAYMENT DIRECT AND ASSUMED AT YEAR END									
	1	2	3	4	5	6	7	8	9	10
	2003	2004	2005	2006	2007	2008	2009	2010	2011	2012
1. Prior.....	42	72		19	125	20	48	19	15	12
2. 2003.....										
3. 2004.....	XXX									
4. 2005.....	XXX	XXX								
5. 2006.....	XXX	XXX	XXX							
6. 2007.....	XXX	XXX	XXX	XXX						
7. 2008.....	XXX	XXX	XXX	XXX	XXX					
8. 2009.....	XXX	XXX	XXX	XXX	XXX	XXX				
9. 2010.....	XXX	XXX	XXX	XXX	XXX	XXX	XXX			
10. 2011.....	XXX	XXX	XXX	XXX	XXX	XXX	XXX	XXX		
11. 2012.....	XXX	XXX	XXX	XXX	XXX	XXX	XXX	XXX	XXX	

**SECTION 2B**

Years in Years in Which Premiums Were Earned and Losses Were Incurred	NUMBER OF CLAIMS OUTSTANDING DIRECT AND ASSUMED AT YEAR END									
	1	2	3	4	5	6	7	8	9	10
	2003	2004	2005	2006	2007	2008	2009	2010	2011	2012
1. Prior.....	366	305	305	290	158	179	146	124	94	60
2. 2003.....										
3. 2004.....	XXX									
4. 2005.....	XXX	XXX								
5. 2006.....	XXX	XXX	XXX							
6. 2007.....	XXX	XXX	XXX	XXX						
7. 2008.....	XXX	XXX	XXX	XXX	XXX					
8. 2009.....	XXX	XXX	XXX	XXX	XXX	XXX				
9. 2010.....	XXX	XXX	XXX	XXX	XXX	XXX	XXX			
10. 2011.....	XXX	XXX	XXX	XXX	XXX	XXX	XXX	XXX		
11. 2012.....	XXX	XXX	XXX	XXX	XXX	XXX	XXX	XXX	XXX	

**SECTION 3B**

Years in Years in Which Premiums Were Earned and Losses Were Incurred	CUMULATIVE NUMBER OF CLAIMS REPORTED DIRECT AND ASSUMED AT YEAR END									
	1	2	3	4	5	6	7	8	9	10
	2003	2004	2005	2006	2007	2008	2009	2010	2011	2012
1. Prior.....	15	45		34	31	49	20	20	5	19
2. 2003.....										
3. 2004.....	XXX									
4. 2005.....	XXX	XXX								
5. 2006.....	XXX	XXX	XXX							
6. 2007.....	XXX	XXX	XXX	XXX						
7. 2008.....	XXX	XXX	XXX	XXX	XXX					
8. 2009.....	XXX	XXX	XXX	XXX	XXX	XXX				
9. 2010.....	XXX	XXX	XXX	XXX	XXX	XXX	XXX			
10. 2011.....	XXX	XXX	XXX	XXX	XXX	XXX	XXX	XXX		
11. 2012.....	XXX	XXX	XXX	XXX	XXX	XXX	XXX	XXX	XXX	

**ANNUAL STATEMENT FOR THE YEAR 2012 OF THE NATIONWIDE INDEMNITY COMPANY**  
**SCHEDULE P - PART 5R - PRODUCTS LIABILITY - OCCURRENCE**  
**SECTION 1A**

Years in Years in Which Premiums Were Earned and Losses Were Incurred	CUMULATIVE NUMBER OF CLAIMS CLOSED WITH LOSS PAYMENT DIRECT AND ASSUMED AT YEAR END									
	1	2	3	4	5	6	7	8	9	10
	2003	2004	2005	2006	2007	2008	2009	2010	2011	2012
1. Prior.....	11,818	12,839	18,929	800	11,866	11,236	14,256	10,892	11,808	18,205
2. 2003.....										
3. 2004.....	XXX									
4. 2005.....	XXX	XXX								
5. 2006.....	XXX	XXX	XXX							
6. 2007.....	XXX	XXX	XXX	XXX						
7. 2008.....	XXX	XXX	XXX	XXX	XXX					
8. 2009.....	XXX	XXX	XXX	XXX	XXX	XXX				
9. 2010.....	XXX	XXX	XXX	XXX	XXX	XXX	XXX			
10. 2011.....	XXX	XXX	XXX	XXX	XXX	XXX	XXX	XXX		
11. 2012.....	XXX	XXX	XXX	XXX	XXX	XXX	XXX	XXX	XXX	

**SECTION 2A**

Years in Years in Which Premiums Were Earned and Losses Were Incurred	NUMBER OF CLAIMS OUTSTANDING DIRECT AND ASSUMED AT YEAR END									
	1	2	3	4	5	6	7	8	9	10
	2003	2004	2005	2006	2007	2008	2009	2010	2011	2012
1. Prior.....	147,242	156,290	159,733	161,360	163,090	160,067	148,523	145,874	139,591	121,412
2. 2003.....										
3. 2004.....	XXX									
4. 2005.....	XXX	XXX								
5. 2006.....	XXX	XXX	XXX							
6. 2007.....	XXX	XXX	XXX	XXX						
7. 2008.....	XXX	XXX	XXX	XXX	XXX					
8. 2009.....	XXX	XXX	XXX	XXX	XXX	XXX				
9. 2010.....	XXX	XXX	XXX	XXX	XXX	XXX	XXX			
10. 2011.....	XXX	XXX	XXX	XXX	XXX	XXX	XXX	XXX		
11. 2012.....	XXX	XXX	XXX	XXX	XXX	XXX	XXX	XXX	XXX	

**SECTION 3A**

Years in Years in Which Premiums Were Earned and Losses Were Incurred	CUMULATIVE NUMBER OF CLAIMS REPORTED DIRECT AND ASSUMED AT YEAR END									
	1	2	3	4	5	6	7	8	9	10
	2003	2004	2005	2006	2007	2008	2009	2010	2011	2012
1. Prior.....	42,075	36,616	38,620	4,661	34,553	17,672	17,900	19,670	19,985	21,802
2. 2003.....										
3. 2004.....	XXX									
4. 2005.....	XXX	XXX								
5. 2006.....	XXX	XXX	XXX							
6. 2007.....	XXX	XXX	XXX	XXX						
7. 2008.....	XXX	XXX	XXX	XXX	XXX					
8. 2009.....	XXX	XXX	XXX	XXX	XXX	XXX				
9. 2010.....	XXX	XXX	XXX	XXX	XXX	XXX	XXX			
10. 2011.....	XXX	XXX	XXX	XXX	XXX	XXX	XXX	XXX		
11. 2012.....	XXX	XXX	XXX	XXX	XXX	XXX	XXX	XXX	XXX	

**ANNUAL STATEMENT FOR THE YEAR 2012 OF THE NATIONWIDE INDEMNITY COMPANY**  
**SCHEDULE P - PART 5R - PRODUCTS LIABILITY - CLAIMS-MADE**  
**SECTION 1B**

Years in Years in Which Premiums Were Earned and Losses Were Incurred	CUMULATIVE NUMBER OF CLAIMS CLOSED WITH LOSS PAYMENT DIRECT AND ASSUMED AT YEAR END									
	1	2	3	4	5	6	7	8	9	10
	2003	2004	2005	2006	2007	2008	2009	2010	2011	2012
1. Prior.....					2	2	7	2	6	3
2. 2003.....										
3. 2004.....	XXX									
4. 2005.....	XXX	XXX								
5. 2006.....	XXX	XXX	XXX							
6. 2007.....	XXX	XXX	XXX	XXX						
7. 2008.....	XXX	XXX	XXX	XXX	XXX					
8. 2009.....	XXX	XXX	XXX	XXX	XXX	XXX				
9. 2010.....	XXX	XXX	XXX	XXX	XXX	XXX	XXX			
10. 2011.....	XXX	XXX	XXX	XXX	XXX	XXX	XXX	XXX		
11. 2012.....	XXX	XXX	XXX	XXX	XXX	XXX	XXX	XXX	XXX	

**SECTION 2B**

Years in Years in Which Premiums Were Earned and Losses Were Incurred	NUMBER OF CLAIMS OUTSTANDING DIRECT AND ASSUMED AT YEAR END									
	1	2	3	4	5	6	7	8	9	10
	2003	2004	2005	2006	2007	2008	2009	2010	2011	2012
1. Prior.....	8	8	8	31	188	161	155	109	93	72
2. 2003.....										
3. 2004.....	XXX									
4. 2005.....	XXX	XXX								
5. 2006.....	XXX	XXX	XXX							
6. 2007.....	XXX	XXX	XXX	XXX						
7. 2008.....	XXX	XXX	XXX	XXX	XXX					
8. 2009.....	XXX	XXX	XXX	XXX	XXX	XXX				
9. 2010.....	XXX	XXX	XXX	XXX	XXX	XXX	XXX			
10. 2011.....	XXX	XXX	XXX	XXX	XXX	XXX	XXX	XXX		
11. 2012.....	XXX	XXX	XXX	XXX	XXX	XXX	XXX	XXX	XXX	

**SECTION 3B**

Years in Years in Which Premiums Were Earned and Losses Were Incurred	CUMULATIVE NUMBER OF CLAIMS REPORTED DIRECT AND ASSUMED AT YEAR END									
	1	2	3	4	5	6	7	8	9	10
	2003	2004	2005	2006	2007	2008	2009	2010	2011	2012
1. Prior.....	(1)			24	161	(23)	7	18	10	6
2. 2003.....										
3. 2004.....	XXX									
4. 2005.....	XXX	XXX								
5. 2006.....	XXX	XXX	XXX							
6. 2007.....	XXX	XXX	XXX	XXX						
7. 2008.....	XXX	XXX	XXX	XXX	XXX					
8. 2009.....	XXX	XXX	XXX	XXX	XXX	XXX				
9. 2010.....	XXX	XXX	XXX	XXX	XXX	XXX	XXX			
10. 2011.....	XXX	XXX	XXX	XXX	XXX	XXX	XXX	XXX		
11. 2012.....	XXX	XXX	XXX	XXX	XXX	XXX	XXX	XXX	XXX	

Schedule P - Part 5T - Warranty - Section 1

**N O N E**

Schedule P - Part 5T - Warranty - Section 2

**N O N E**

Schedule P - Part 5T - Warranty - Section 3

**N O N E**

**ANNUAL STATEMENT FOR THE YEAR 2012 OF THE NATIONWIDE INDEMNITY COMPANY**  
**SCHEDULE P - PART 6C - COMMERCIAL AUTO/TRUCK LIABILITY/MEDICAL**  
**SECTION 1**

Years in Which Premiums Were Earned and Losses Were Incurred	CUMULATIVE PREMIUMS EARNED DIRECT AND ASSUMED AT YEAR END (\$000 OMITTED)										11 Current Year Premiums Earned
	1 2003	2 2004	3 2005	4 2006	5 2007	6 2008	7 2009	8 2010	9 2011	10 2012	
1. Prior.....											
2. 2003.....	(291)	(291)	(291)	(291)	(291)	(291)	(291)	(291)	(291)	(291)	
3. 2004.....	XXX	(34)	(34)	(34)	(34)	(34)	(34)	(34)	(34)	(34)	
4. 2005.....	XXX	XXX	(2)	(2)	(2)	(2)	(2)	(2)	(2)	(2)	
5. 2006.....	XXX	XXX	XXX	(100)	(100)	(100)	(100)	(100)	(100)	(100)	
6. 2007.....	XXX	XXX	XXX	XXX	96	96	96	96	96	96	
7. 2008.....	XXX	XXX	XXX	XXX	XXX	(6)	(6)	(6)	(6)	(6)	
8. 2009.....	XXX	XXX	XXX	XXX	XXX	XXX	(58)	(58)	(58)	(58)	
9. 2010.....	XXX	XXX	XXX	XXX	XXX	XXX	XXX	(43)	(43)	(43)	
10. 2011.....	XXX	XXX	XXX	XXX	XXX	XXX	XXX	XXX	(18)	(18)	
11. 2012.....	XXX	XXX	XXX	XXX	XXX	XXX	XXX	XXX	XXX	(8)	(8)
12. Totals.....	XXX	XXX	XXX	XXX	XXX	XXX	XXX	XXX	XXX	XXX	(8)
13. Earned Premiums (Sch P-Pt. 1)	(291)	(34)	(2)	(100)	96	(6)	(58)	(43)	(18)	(8)	XXX

**SECTION 2**

Years in Which Premiums Were Earned and Losses Were Incurred	CUMULATIVE PREMIUMS EARNED CEDED AT YEAR END (\$000 OMITTED)										11 Current Year Premiums Earned
	1 2003	2 2004	3 2005	4 2006	5 2007	6 2008	7 2009	8 2010	9 2011	10 2012	
1. Prior.....											
2. 2003.....											
3. 2004.....	XXX										
4. 2005.....	XXX	XXX									
5. 2006.....	XXX	XXX	XXX								
6. 2007.....	XXX	XXX	XXX	XXX							
7. 2008.....	XXX	XXX	XXX	XXX	XXX						
8. 2009.....	XXX	XXX	XXX	XXX	XXX	XXX					
9. 2010.....	XXX	XXX	XXX	XXX	XXX	XXX	XXX				
10. 2011.....	XXX	XXX	XXX	XXX	XXX	XXX	XXX	XXX			
11. 2012.....	XXX	XXX	XXX	XXX	XXX	XXX	XXX	XXX	XXX		
12. Totals.....	XXX	XXX	XXX	XXX	XXX	XXX	XXX	XXX	XXX	XXX	
13. Earned Premiums (Sch P-Pt. 1)											XXX

**SCHEDULE P - PART 6D - WORKERS' COMPENSATION**  
**(EXCLUDING EXCESS WORKERS' COMPENSATION)**  
**SECTION 1**

Years in Which Premiums Were Earned and Losses Were Incurred	CUMULATIVE PREMIUMS EARNED DIRECT AND ASSUMED AT YEAR END (\$000 OMITTED)										11 Current Year Premiums Earned
	1 2003	2 2004	3 2005	4 2006	5 2007	6 2008	7 2009	8 2010	9 2011	10 2012	
1. Prior.....											
2. 2003.....	(133)	(133)	(133)	(133)	(133)	(133)	(133)	(133)	(133)	(133)	
3. 2004.....	XXX	83	83	83	83	83	83	83	83	83	
4. 2005.....	XXX	XXX	62	62	62	62	62	62	62	62	
5. 2006.....	XXX	XXX	XXX	32	32	32	32	32	32	32	
6. 2007.....	XXX	XXX	XXX	XXX	28	28	28	28	28	28	
7. 2008.....	XXX	XXX	XXX	XXX	XXX	130	130	130	130	130	
8. 2009.....	XXX	XXX	XXX	XXX	XXX	XXX	(1)	(1)	(1)	(1)	
9. 2010.....	XXX	XXX	XXX	XXX	XXX	XXX	XXX	62	62	62	
10. 2011.....	XXX	XXX	XXX	XXX	XXX	XXX	XXX	XXX	(7)	(7)	
11. 2012.....	XXX	XXX	XXX	XXX	XXX	XXX	XXX	XXX	XXX	(1)	(1)
12. Totals.....	XXX	XXX	XXX	XXX	XXX	XXX	XXX	XXX	XXX	XXX	(1)
13. Earned Premiums (Sch P-Pt. 1)	(133)	83	62	32	28	130	(1)	62	(7)	(1)	XXX

**SECTION 2**

Years in Which Premiums Were Earned and Losses Were Incurred	CUMULATIVE PREMIUMS EARNED CEDED AT YEAR END (\$000 OMITTED)										11 Current Year Premiums Earned
	1 2003	2 2004	3 2005	4 2006	5 2007	6 2008	7 2009	8 2010	9 2011	10 2012	
1. Prior.....											
2. 2003.....											
3. 2004.....	XXX										
4. 2005.....	XXX	XXX									
5. 2006.....	XXX	XXX	XXX								
6. 2007.....	XXX	XXX	XXX	XXX							
7. 2008.....	XXX	XXX	XXX	XXX	XXX						
8. 2009.....	XXX	XXX	XXX	XXX	XXX	XXX					
9. 2010.....	XXX	XXX	XXX	XXX	XXX	XXX	XXX				
10. 2011.....	XXX	XXX	XXX	XXX	XXX	XXX	XXX	XXX			
11. 2012.....	XXX	XXX	XXX	XXX	XXX	XXX	XXX	XXX	XXX		
12. Totals.....	XXX	XXX	XXX	XXX	XXX	XXX	XXX	XXX	XXX	XXX	
13. Earned Premiums (Sch P-Pt. 1)											XXX

**ANNUAL STATEMENT FOR THE YEAR 2012 OF THE NATIONWIDE INDEMNITY COMPANY**  
**SCHEDULE P - PART 6E - COMMERCIAL MULTIPLE PERIL**  
**SECTION 1**

Years in Which Premiums Were Earned and Losses Were Incurred	CUMULATIVE PREMIUMS EARNED DIRECT AND ASSUMED AT YEAR END (\$000 OMITTED)										11 Current Year Premiums Earned
	1	2	3	4	5	6	7	8	9	10	
	2003	2004	2005	2006	2007	2008	2009	2010	2011	2012	
1. Prior.....											
2. 2003.....	32	32	32	32	32	32	32	32	32	32	
3. 2004.....	XXX	(2)	(2)	(2)	(2)	(2)	(2)	(2)	(2)	(2)	
4. 2005.....	XXX	XXX	7	7	7	7	7	7	7	7	
5. 2006.....	XXX	XXX	XXX	7	7	7	7	7	7	7	
6. 2007.....	XXX	XXX	XXX	XXX	1	1	1	1	1	1	
7. 2008.....	XXX	XXX	XXX	XXX	XXX	0	0	0	0	0	
8. 2009.....	XXX	XXX	XXX	XXX	XXX	XXX	(3)	(3)	(3)	(3)	
9. 2010.....	XXX	XXX	XXX	XXX	XXX	XXX	XXX	(3)	(3)	(3)	
10. 2011.....	XXX	XXX	XXX	XXX	XXX	XXX	XXX	XXX	0	0	
11. 2012.....	XXX	XXX	XXX	XXX	XXX	XXX	XXX	XXX	XXX	XXX	
12. Totals.....	XXX	XXX	XXX	XXX	XXX	XXX	XXX	XXX	XXX	XXX	
13. Earned Premiums (Sch P-Pt. 1)	32	(2)	7	7	1	0	(3)	(3)	0	XXX	

**SECTION 2**

Years in Which Premiums Were Earned and Losses Were Incurred	CUMULATIVE PREMIUMS EARNED CEDED AT YEAR END (\$000 OMITTED)										11 Current Year Premiums Earned
	1	2	3	4	5	6	7	8	9	10	
	2003	2004	2005	2006	2007	2008	2009	2010	2011	2012	
1. Prior.....											
2. 2003.....											
3. 2004.....	XXX										
4. 2005.....	XXX	XXX									
5. 2006.....	XXX	XXX									
6. 2007.....	XXX	XXX									
7. 2008.....	XXX	XXX									
8. 2009.....	XXX	XXX									
9. 2010.....	XXX	XXX									
10. 2011.....	XXX	XXX									
11. 2012.....	XXX	XXX									
12. Totals.....	XXX	XXX									
13. Earned Premiums (Sch P-Pt. 1)											XXX

**NONE**

**SCHEDULE P - PART 6H - OTHER LIABILITY - OCCURRENCE**  
**SECTION 1A**

Years in Which Premiums Were Earned and Losses Were Incurred	CUMULATIVE PREMIUMS EARNED DIRECT AND ASSUMED AT YEAR END (\$000 OMITTED)										11 Current Year Premiums Earned
	1	2	3	4	5	6	7	8	9	10	
	2003	2004	2005	2006	2007	2008	2009	2010	2011	2012	
1. Prior.....											
2. 2003.....	2,325	2,325	2,325	2,325	2,325	2,325	2,325	2,325	2,325	2,325	
3. 2004.....	XXX	1,483	1,483	1,483	1,483	1,483	1,483	1,483	1,483	1,483	
4. 2005.....	XXX	XXX	2,448	2,448	2,448	2,448	2,448	2,448	2,448	2,448	
5. 2006.....	XXX	XXX	XXX	(518)	(518)	(518)	(518)	(518)	(518)	(518)	
6. 2007.....	XXX	XXX	XXX	XXX	1,509	1,509	1,509	1,509	1,509	1,509	
7. 2008.....	XXX	XXX	XXX	XXX	XXX	1,114	1,114	1,114	1,114	1,114	
8. 2009.....	XXX	XXX	XXX	XXX	XXX	XXX	3,887	3,887	3,887	3,887	
9. 2010.....	XXX	XXX	XXX	XXX	XXX	XXX	XXX	908	908	908	
10. 2011.....	XXX	XXX	XXX	XXX	XXX	XXX	XXX	XXX	530	530	
11. 2012.....	XXX	XXX	XXX	XXX	XXX	XXX	XXX	XXX	XXX	1,570	
12. Totals.....	XXX	XXX	XXX	XXX	XXX	XXX	XXX	XXX	XXX	XXX	
13. Earned Premiums (Sch P-Pt. 1)	2,325	1,483	2,448	(518)	1,509	1,114	3,887	908	530	1,570	XXX

**SECTION 2A**

Years in Which Premiums Were Earned and Losses Were Incurred	CUMULATIVE PREMIUMS EARNED CEDED AT YEAR END (\$000 OMITTED)										11 Current Year Premiums Earned
	1	2	3	4	5	6	7	8	9	10	
	2003	2004	2005	2006	2007	2008	2009	2010	2011	2012	
1. Prior.....											
2. 2003.....											
3. 2004.....	XXX										
4. 2005.....	XXX	XXX									
5. 2006.....	XXX	XXX									
6. 2007.....	XXX	XXX									
7. 2008.....	XXX	XXX									
8. 2009.....	XXX	XXX									
9. 2010.....	XXX	XXX									
10. 2011.....	XXX	XXX									
11. 2012.....	XXX	XXX									
12. Totals.....	XXX	XXX									
13. Earned Premiums (Sch P-Pt. 1)											XXX

**NONE**

ANNUAL STATEMENT FOR THE YEAR 2012 OF THE NATIONWIDE INDEMNITY COMPANY

**SCHEDULE P - PART 6H - OTHER LIABILITY - CLAIMS-MADE**

**SECTION 1B**

Years in Which Premiums Were Earned and Losses Were Incurred	CUMULATIVE PREMIUMS EARNED DIRECT AND ASSUMED AT YEAR END (\$000 OMITTED)										11 Current Year Premiums Earned
	1 2003	2 2004	3 2005	4 2006	5 2007	6 2008	7 2009	8 2010	9 2011	10 2012	
1. Prior.....											
2. 2003.....											
3. 2004.....	XXX										
4. 2005.....	XXX	XXX									
5. 2006.....	XXX	XXX	XXX								
6. 2007.....	XXX	XXX	XXX	XXX							
7. 2008.....	XXX	XXX	XXX	XXX	XXX						
8. 2009.....	XXX	XXX	XXX	XXX	XXX	XXX					
9. 2010.....	XXX	XXX	XXX	XXX	XXX	XXX	XXX				
10. 2011.....	XXX	XXX	XXX	XXX	XXX	XXX	XXX	XXX			
11. 2012.....	XXX	XXX	XXX	XXX	XXX	XXX	XXX	XXX	XXX		
12. Totals.....	XXX	XXX	XXX	XXX	XXX	XXX	XXX	XXX	XXX	XXX	
13. Earned Premiums (Sch P-Pt. 1)											XXX

**SECTION 2B**

Years in Which Premiums Were Earned and Losses Were Incurred	CUMULATIVE PREMIUMS EARNED CEDED AT YEAR END (\$000 OMITTED)										11 Current Year Premiums Earned
	1 2003	2 2004	3 2005	4 2006	5 2007	6 2008	7 2009	8 2010	9 2011	10 2012	
1. Prior.....											
2. 2003.....											
3. 2004.....	XXX										
4. 2005.....	XXX	XXX									
5. 2006.....	XXX	XXX	XXX								
6. 2007.....	XXX	XXX	XXX	XXX							
7. 2008.....	XXX	XXX	XXX	XXX	XXX						
8. 2009.....	XXX	XXX	XXX	XXX	XXX	XXX					
9. 2010.....	XXX	XXX	XXX	XXX	XXX	XXX	XXX				
10. 2011.....	XXX	XXX	XXX	XXX	XXX	XXX	XXX	XXX			
11. 2012.....	XXX	XXX	XXX	XXX	XXX	XXX	XXX	XXX	XXX		
12. Totals.....	XXX	XXX	XXX	XXX	XXX	XXX	XXX	XXX	XXX	XXX	
13. Earned Premiums (Sch P-Pt. 1)											XXX

**SCHEDULE P - PART 6M - INTERNATIONAL**

**SECTION 1**

Years in Which Premiums Were Earned and Losses Were Incurred	CUMULATIVE PREMIUMS EARNED DIRECT AND ASSUMED AT YEAR END (\$000 OMITTED)										11 Current Year Premiums Earned
	1 2003	2 2004	3 2005	4 2006	5 2007	6 2008	7 2009	8 2010	9 2011	10 2012	
1. Prior.....											
2. 2003.....	232	232	232	232	232	232	232	232	232	232	
3. 2004.....	XXX	287	287	287	287	287	287	287	287	287	
4. 2005.....	XXX	XXX	738	738	738	738	738	738	738	738	
5. 2006.....	XXX	XXX	XXX	128	128	128	128	128	128	128	
6. 2007.....	XXX	XXX	XXX	XXX	215	215	215	215	215	215	
7. 2008.....	XXX	XXX	XXX	XXX	XXX	109	109	109	109	109	
8. 2009.....	XXX	XXX	XXX	XXX	XXX	XXX	20	20	20	20	
9. 2010.....	XXX	XXX	XXX	XXX	XXX	XXX	XXX	49	49	49	
10. 2011.....	XXX	XXX	XXX	XXX	XXX	XXX	XXX	XXX	89	89	
11. 2012.....	XXX	XXX	XXX	XXX	XXX	XXX	XXX	XXX	XXX	5	5
12. Totals.....	XXX	XXX	XXX	XXX	XXX	XXX	XXX	XXX	XXX	XXX	5
13. Earned Premiums (Sch P-Pt. 1)	232	287	738	128	215	109	20	49	89	5	XXX

**SECTION 2**

Years in Which Premiums Were Earned and Losses Were Incurred	CUMULATIVE PREMIUMS EARNED CEDED AT YEAR END (\$000 OMITTED)										11 Current Year Premiums Earned
	1 2003	2 2004	3 2005	4 2006	5 2007	6 2008	7 2009	8 2010	9 2011	10 2012	
1. Prior.....											
2. 2003.....											
3. 2004.....	XXX										
4. 2005.....	XXX	XXX									
5. 2006.....	XXX	XXX	XXX								
6. 2007.....	XXX	XXX	XXX	XXX							
7. 2008.....	XXX	XXX	XXX	XXX	XXX						
8. 2009.....	XXX	XXX	XXX	XXX	XXX	XXX					
9. 2010.....	XXX	XXX	XXX	XXX	XXX	XXX	XXX				
10. 2011.....	XXX	XXX	XXX	XXX	XXX	XXX	XXX	XXX			
11. 2012.....	XXX	XXX	XXX	XXX	XXX	XXX	XXX	XXX	XXX		
12. Totals.....	XXX	XXX	XXX	XXX	XXX	XXX	XXX	XXX	XXX	XXX	
13. Earned Premiums (Sch P-Pt. 1)											XXX

**ANNUAL STATEMENT FOR THE YEAR 2012 OF THE NATIONWIDE INDEMNITY COMPANY**  
**SCHEDULE P - PART 6N - REINSURANCE - NONPROPORTIONAL ASSUMED PROPERTY**  
**SECTION 1**

Years in Which Premiums Were Earned and Losses Were Incurred	CUMULATIVE PREMIUMS EARNED DIRECT AND ASSUMED AT YEAR END (\$000 OMITTED)										11 Current Year Premiums Earned
	1 2003	2 2004	3 2005	4 2006	5 2007	6 2008	7 2009	8 2010	9 2011	10 2012	
1. Prior.....											
2. 2003.....	8,522	8,522	8,522	8,522	8,522	8,522	8,522	8,522	8,522	8,522	8,522
3. 2004.....	XXX	1,020	1,020	1,020	1,020	1,020	1,020	1,020	1,020	1,020	1,020
4. 2005.....	XXX	XXX	433	433	433	433	433	433	433	433	433
5. 2006.....	XXX	XXX	XXX	18	18	18	18	18	18	18	18
6. 2007.....	XXX	XXX	XXX	XXX	8	8	8	8	8	8	8
7. 2008.....	XXX	XXX	XXX	XXX	XXX	42	42	42	42	42	42
8. 2009.....	XXX	XXX	XXX	XXX	XXX	XXX	47	47	47	47	47
9. 2010.....	XXX	XXX	XXX	XXX	XXX	XXX	XXX	(2)	(2)	(2)	(2)
10. 2011.....	XXX	XXX	XXX	XXX	XXX	XXX	XXX	XXX	(4)	(4)	(4)
11. 2012.....	XXX	XXX	XXX	XXX	XXX	XXX	XXX	XXX	XXX	0	0
12. Totals.....	XXX	XXX	XXX	XXX	XXX	XXX	XXX	XXX	XXX	XXX	0
13. Earned Premiums (Sch P-Pt. 1)	8,522	1,020	433	18	8	42	47	(2)	(4)	0	XXX

**SECTION 2**

Years in Which Premiums Were Earned and Losses Were Incurred	CUMULATIVE PREMIUMS EARNED CEDED AT YEAR END (\$000 OMITTED)										11 Current Year Premiums Earned
	1 2003	2 2004	3 2005	4 2006	5 2007	6 2008	7 2009	8 2010	9 2011	10 2012	
1. Prior.....											
2. 2003.....											
3. 2004.....	XXX										
4. 2005.....	XXX	XXX									
5. 2006.....	XXX	XXX	XXX								
6. 2007.....	XXX	XXX	XXX	XXX							
7. 2008.....	XXX	XXX	XXX	XXX	XXX						
8. 2009.....	XXX	XXX	XXX	XXX	XXX	XXX					
9. 2010.....	XXX	XXX	XXX	XXX	XXX	XXX	XXX				
10. 2011.....	XXX	XXX	XXX	XXX	XXX	XXX	XXX	XXX			
11. 2012.....	XXX	XXX	XXX	XXX	XXX	XXX	XXX	XXX	XXX		
12. Totals.....	XXX	XXX	XXX	XXX	XXX	XXX	XXX	XXX	XXX	XXX	
13. Earned Premiums (Sch P-Pt. 1)											XXX

**NONE**

**SCHEDULE P - PART 6O - REINSURANCE - NONPROPORTIONAL ASSUMED LIABILITY**  
**SECTION 1**

Years in Which Premiums Were Earned and Losses Were Incurred	CUMULATIVE PREMIUMS EARNED DIRECT AND ASSUMED AT YEAR END (\$000 OMITTED)										11 Current Year Premiums Earned
	1 2003	2 2004	3 2005	4 2006	5 2007	6 2008	7 2009	8 2010	9 2011	10 2012	
1. Prior.....											
2. 2003.....	196	196	196	196	196	196	196	196	196	196	196
3. 2004.....	XXX	56	56	56	56	56	56	56	56	56	56
4. 2005.....	XXX	XXX	41	41	41	41	41	41	41	41	41
5. 2006.....	XXX	XXX	XXX								
6. 2007.....	XXX	XXX	XXX	XXX	104	104	104	104	104	104	104
7. 2008.....	XXX	XXX	XXX	XXX	XXX	7	7	7	7	7	7
8. 2009.....	XXX	XXX	XXX	XXX	XXX	XXX	219	219	219	219	219
9. 2010.....	XXX	XXX	XXX	XXX	XXX	XXX	XXX	226	226	226	226
10. 2011.....	XXX	XXX	XXX	XXX	XXX	XXX	XXX	XXX	9	9	9
11. 2012.....	XXX	XXX	XXX	XXX	XXX	XXX	XXX	XXX	XXX	(34)	(34)
12. Totals.....	XXX	XXX	XXX	XXX	XXX	XXX	XXX	XXX	XXX	XXX	(34)
13. Earned Premiums (Sch P-Pt. 1)	196	56	41		104	7	219	226	9	(34)	XXX

**SECTION 2**

Years in Which Premiums Were Earned and Losses Were Incurred	CUMULATIVE PREMIUMS EARNED CEDED AT YEAR END (\$000 OMITTED)										11 Current Year Premiums Earned
	1 2003	2 2004	3 2005	4 2006	5 2007	6 2008	7 2009	8 2010	9 2011	10 2012	
1. Prior.....											
2. 2003.....											
3. 2004.....	XXX										
4. 2005.....	XXX	XXX									
5. 2006.....	XXX	XXX	XXX								
6. 2007.....	XXX	XXX	XXX	XXX							
7. 2008.....	XXX	XXX	XXX	XXX	XXX						
8. 2009.....	XXX	XXX	XXX	XXX	XXX	XXX					
9. 2010.....	XXX	XXX	XXX	XXX	XXX	XXX	XXX				
10. 2011.....	XXX	XXX	XXX	XXX	XXX	XXX	XXX	XXX			
11. 2012.....	XXX	XXX	XXX	XXX	XXX	XXX	XXX	XXX	XXX		
12. Totals.....	XXX	XXX	XXX	XXX	XXX	XXX	XXX	XXX	XXX	XXX	
13. Earned Premiums (Sch P-Pt. 1)											XXX

**NONE**

**ANNUAL STATEMENT FOR THE YEAR 2012 OF THE NATIONWIDE INDEMNITY COMPANY**  
**SCHEDULE P - PART 6R - PRODUCTS LIABILITY - OCCURRENCE**  
**SECTION 1A**

Years in Which Premiums Were Earned and Losses Were Incurred	CUMULATIVE PREMIUMS EARNED DIRECT AND ASSUMED AT YEAR END (\$000 OMITTED)										11 Current Year Premiums Earned
	1 2003	2 2004	3 2005	4 2006	5 2007	6 2008	7 2009	8 2010	9 2011	10 2012	
1. Prior.....											
2. 2003.....											
3. 2004.....	XXX										
4. 2005.....	XXX	XXX									
5. 2006.....	XXX	XXX	XXX								
6. 2007.....	XXX	XXX	XXX	XXX	3	3	3	3	3	3	
7. 2008.....	XXX	XXX	XXX	XXX	XXX	1	1	1	1	1	
8. 2009.....	XXX	XXX	XXX	XXX	XXX	XXX	272	272	272	272	
9. 2010.....	XXX	XXX	XXX	XXX	XXX	XXX	XXX	49	49	49	
10. 2011.....	XXX	XXX	XXX	XXX	XXX	XXX	XXX	XXX	1	1	
11. 2012.....	XXX	XXX	XXX	XXX	XXX	XXX	XXX	XXX	XXX	(120)	(120)
12. Totals.....	XXX	XXX	XXX	XXX	XXX	XXX	XXX	XXX	XXX	XXX	(120)
13. Earned Premiums (Sch P-Pt. 1)					3	1	272	49	1	(120)	XXX

**SECTION 2A**

Years in Which Premiums Were Earned and Losses Were Incurred	CUMULATIVE PREMIUMS EARNED CEDED AT YEAR END (\$000 OMITTED)										11 Current Year Premiums Earned
	1 2003	2 2004	3 2005	4 2006	5 2007	6 2008	7 2009	8 2010	9 2011	10 2012	
1. Prior.....											
2. 2003.....											
3. 2004.....	XXX										
4. 2005.....	XXX	XXX									
5. 2006.....	XXX	XXX	XXX								
6. 2007.....	XXX	XXX	XXX	XXX							
7. 2008.....	XXX	XXX	XXX	XXX	XXX						
8. 2009.....	XXX	XXX	XXX	XXX	XXX	XXX					
9. 2010.....	XXX	XXX	XXX	XXX	XXX	XXX	XXX				
10. 2011.....	XXX	XXX	XXX	XXX	XXX	XXX	XXX	XXX			
11. 2012.....	XXX	XXX	XXX	XXX	XXX	XXX	XXX	XXX	XXX		
12. Totals.....	XXX	XXX	XXX	XXX	XXX	XXX	XXX	XXX	XXX	XXX	
13. Earned Premiums (Sch P-Pt. 1)											XXX

**SCHEDULE P - PART 6R - PRODUCTS LIABILITY - CLAIMS-MADE**  
**SECTION 1B**

Years in Which Premiums Were Earned and Losses Were Incurred	CUMULATIVE PREMIUMS EARNED DIRECT AND ASSUMED AT YEAR END (\$000 OMITTED)										11 Current Year Premiums Earned
	1 2003	2 2004	3 2005	4 2006	5 2007	6 2008	7 2009	8 2010	9 2011	10 2012	
1. Prior.....											
2. 2003.....											
3. 2004.....	XXX										
4. 2005.....	XXX	XXX									
5. 2006.....	XXX	XXX	XXX								
6. 2007.....	XXX	XXX	XXX	XXX							
7. 2008.....	XXX	XXX	XXX	XXX	XXX						
8. 2009.....	XXX	XXX	XXX	XXX	XXX	XXX					
9. 2010.....	XXX	XXX	XXX	XXX	XXX	XXX	XXX				
10. 2011.....	XXX	XXX	XXX	XXX	XXX	XXX	XXX	XXX			
11. 2012.....	XXX	XXX	XXX	XXX	XXX	XXX	XXX	XXX	XXX		
12. Totals.....	XXX	XXX	XXX	XXX	XXX	XXX	XXX	XXX	XXX	XXX	
13. Earned Premiums (Sch P-Pt. 1)											XXX

**SECTION 2B**

Years in Which Premiums Were Earned and Losses Were Incurred	CUMULATIVE PREMIUMS EARNED CEDED AT YEAR END (\$000 OMITTED)										11 Current Year Premiums Earned
	1 2003	2 2004	3 2005	4 2006	5 2007	6 2008	7 2009	8 2010	9 2011	10 2012	
1. Prior.....											
2. 2003.....											
3. 2004.....	XXX										
4. 2005.....	XXX	XXX									
5. 2006.....	XXX	XXX	XXX								
6. 2007.....	XXX	XXX	XXX	XXX							
7. 2008.....	XXX	XXX	XXX	XXX	XXX						
8. 2009.....	XXX	XXX	XXX	XXX	XXX	XXX					
9. 2010.....	XXX	XXX	XXX	XXX	XXX	XXX	XXX				
10. 2011.....	XXX	XXX	XXX	XXX	XXX	XXX	XXX	XXX			
11. 2012.....	XXX	XXX	XXX	XXX	XXX	XXX	XXX	XXX	XXX		
12. Totals.....	XXX	XXX	XXX	XXX	XXX	XXX	XXX	XXX	XXX	XXX	
13. Earned Premiums (Sch P-Pt. 1)											XXX

Schedule P - Part 7A - Section 1 - Primary Loss Sensitive Contracts

**N O N E**

Schedule P - Part 7A - Section 2 - Primary Loss Sensitive Contracts

**N O N E**

Schedule P - Part 7A - Section 3 - Primary Loss Sensitive Contracts

**N O N E**

Schedule P - Part 7A - Section 4 - Primary Loss Sensitive Contracts

**N O N E**

Schedule P - Part 7A - Section 5 - Primary Loss Sensitive Contracts

**N O N E**

Schedule P - Part 7B - Section 1 - Reinsurance Loss Sensitive Contracts

**N O N E**

Schedule P - Part 7B - Section 2 - Reinsurance Loss Sensitive Contracts

**N O N E**

Schedule P - Part 7B - Section 3 - Reinsurance Loss Sensitive Contracts

**N O N E**

Schedule P - Part 7B - Section 4 - Reinsurance Loss Sensitive Contracts

**N O N E**

Schedule P - Part 7B - Section 5 - Reinsurance Loss Sensitive Contracts

**N O N E**

Schedule P - Part 7B - Section 6 - Reinsurance Loss Sensitive Contracts

**N O N E**

Schedule P - Part 7B - Section 7 - Reinsurance Loss Sensitive Contracts

**N O N E**

ANNUAL STATEMENT FOR THE YEAR 2012 OF THE NATIONWIDE INDEMNITY COMPANY

**SCHEDULE P INTERROGATORIES**

1. The following questions relate to yet-to-be-issued Extended Reporting Endorsements (EREs) arising from Death, Disability, or Retirement (DDR) provisions in Medical Professional Liability Claims Made insurance policies. EREs provided for reasons other than DDR are not to be included.
- 1.1 Does the company issue Medical Professional Liability Claims Made insurance policies that provide tail (also known as an extended reporting endorsement, or "ERE") benefits in the event of Death, Disability, or Retirement (DDR) at a reduced charge or at no additional cost? ..... Yes [ ] No [ X ]  
 If the answer to question 1.1 is "no", leave the following questions blank. If the answer to question 1.1 is "yes", please answer the following questions:
- 1.2 What is the total amount of the reserve for that provision (DDR Reserve), as reported, explicitly or not, elsewhere in this statement (in dollars)? ..... \$ .....
- 1.3 Does the company report any DDR reserve as Unearned Premium Reserve per SSAP #65? ..... Yes [ ] No [ ]
- 1.4 Does the company report any DDR reserve as loss or loss adjustment expense reserve? ..... Yes [ ] No [ ]
- 1.5 If the company reports DDR reserve as Unearned Premium Reserve, does that amount match the figure on the Underwriting and Investment Exhibit, Part 1A – Recapitulation of all Premiums (Page 7) Column 2, Lines 11.1 plus 11.2? ..... Yes [ ] No [ ] N/A [ ]
- 1.6 If the company reports DDR reserve as loss or loss adjustment expense reserve, please complete the following table corresponding to where these reserves are reported in Schedule P:

Years in Which Premiums Were Earned and Losses Were Incurred	DDR Reserve Included in Schedule P, Part 1F, Medical Professional Liability Column 24: Total Net Losses and Expenses Unpaid	
	1 Section 1: Occurrence	2 Section 2: Claims-Made
1.601 Prior .....		
1.602 2003 .....		
1.603 2004 .....		
1.604 2005 .....		
1.605 2006 .....		
1.606 2007 .....		
1.607 2008 .....		
1.608 2009 .....		
1.609 2010 .....		
1.610 2011 .....		
1.611 2012 .....		
1.612 Totals		

2. The definition of allocated loss adjustment expenses (ALAE) and, therefore, unallocated loss adjustment expenses (ULAE) was changed effective January 1, 1998. This change in definition applies to both paid and unpaid expenses. Are these expenses (now reported as "Defense and Cost Containment" and "Adjusting and Other") reported in compliance with these definitions in this statement? ..... Yes [ X ] No [ ]

3. The Adjusting and Other expense payments and reserves should be allocated to the years in which the losses were incurred based on the number of claims reported, closed and outstanding in those years. When allocating Adjusting and Other expense between companies in a group or a pool, the Adjusting and Other expense should be allocated in the same percentage used for the loss amounts and the claim counts. For reinsurers, Adjusting and Other expense assumed should be reported according to the reinsurance contract. For Adjusting and Other expense incurred by reinsurers, or in those situations where suitable claim count information is not available, Adjusting and Other expense should be allocated by a reasonable method determined by the company and described in Interrogatory 7, below. Are they so reported in this Statement? ..... Yes [ X ] No [ ]

4. Do any lines in Schedule P include reserves that are reported gross of any discount to present value of future payments, and that are reported net of such discounts on Page 10? ..... Yes [ ] No [ X ]

If yes, proper disclosure must be made in the Notes to Financial Statements, as specified in the Instructions. Also, the discounts must be reported in Schedule P - Part 1, Columns 32 and 33. Schedule P must be completed gross of non-tabular discounting. Work papers relating to discount calculations must be available for examination upon request.  
 Discounting is allowed only if expressly permitted by the state insurance department to which this Annual Statement is being filed.

5. What were the net premiums in force at the end of the year for:  
 (in thousands of dollars) 5.1 Fidelity .....  
 5.2 Surety ..... (24)

6. Claim count information is reported per claim or per claimant (Indicate which) ..... per claim .....  
 If not the same in all years, explain in Interrogatory 7.

7.1 The information provided in Schedule P will be used by many persons to estimate the adequacy of the current loss and expense reserves, among other things. Are there any especially significant events, coverage, retention or accounting changes that have occurred that must be considered when making such analyses? ..... Yes [ ] No [ X ]

7.2 (An extended statement may be attached.)  
 .....

**SCHEDULE T - PART 2**  
**INTERSTATE COMPACT - EXHIBIT OF PREMIUMS WRITTEN**

Allocated by States and Territories

States, Etc.	Direct Business Only					Totals
	1 Life (Group and Individual)	2 Annuities (Group and Individual)	3 Disability Income (Group and Individual)	4 Long-Term Care (Group and Individual)	5 Deposit-Type Contracts	
1. Alabama	AL					
2. Alaska	AK					
3. Arizona	AZ					
4. Arkansas	AR					
5. California	CA					
6. Colorado	CO					
7. Connecticut	CT					
8. Delaware	DE					
9. District of Columbia	DC					
10. Florida	FL					
11. Georgia	GA					
12. Hawaii	HI					
13. Idaho	ID					
14. Illinois	IL					
15. Indiana	IN					
16. Iowa	IA					
17. Kansas	KS					
18. Kentucky	KY					
19. Louisiana	LA					
20. Maine	ME					
21. Maryland	MD					
22. Massachusetts	MA					
23. Michigan	MI					
24. Minnesota	MN					
25. Mississippi	MS					
26. Missouri	MO					
27. Montana	MT					
28. Nebraska	NE					
29. Nevada	NV					
30. New Hampshire	NH					
31. New Jersey	NJ					
32. New Mexico	NM					
33. New York	NY					
34. North Carolina	NC					
35. North Dakota	ND					
36. Ohio	OH					
37. Oklahoma	OK					
38. Oregon	OR					
39. Pennsylvania	PA					
40. Rhode Island	RI					
41. South Carolina	SC					
42. South Dakota	SD					
43. Tennessee	TN					
44. Texas	TX					
45. Utah	UT					
46. Vermont	VT					
47. Virginia	VA					
48. Washington	WA					
49. West Virginia	WV					
50. Wisconsin	WI					
51. Wyoming	WY					
52. American Samoa	AS					
53. Guam	GU					
54. Puerto Rico	PR					
55. U.S. Virgin Islands	VI					
56. Northern Mariana Islands	MP					
57. Canada	CAN					
58. Aggregate Other Alien	OT					
59. Total						

NONE

ANNUAL STATEMENT FOR THE YEAR 2012 OF THE NATIONWIDE INDEMNITY COMPANY

SCHEDULE Y

PART 1A - DETAIL OF INSURANCE HOLDING COMPANY SYSTEM

1	2	3	4	5	6	7	8	9	10	11	12	13	14	15
Group Code	Group Name	NAIC Company Code	Federal ID Number	Federal RSSD	CIK	Name of Securities Exchange if Publicly Traded (U.S. or International)	Names of Parent, Subsidiaries Or Affiliates	Domiciliary Location	Relationship to Reporting Entity	Directly Controlled by (Name of Entity/Person)	Type of Control (Ownership, Board, Management, Attorney-in-Fact, Influence, Other)	If Control is Ownership Provide Percentage	Ultimate Controlling Entity(ies)/Person(s)	*
0140	Nationwide		31-1486309	2059226			10 W. Nationwide, LLC	OH	NIA	Nationwide Realty Investors, Ltd.	Ownership	100.000	Nationwide Mutual Insurance Company	
0140	Nationwide		31-1486309	1992319			101 N. Twentieth St, LLC	OH	NIA	Nationwide Realty Investors, Ltd.	Ownership	100.000	Nationwide Mutual Insurance Company	
0140	Nationwide		31-1733036	3298210			120 Acre Partners, LLC	DE	NIA	Nationwide Realty Investors, Ltd.	Ownership	95.000	Nationwide Mutual Insurance Company	
0140	Nationwide		26-2451988	1774032			1492 Capital, LLC	OH	NIA	Nationwide Mutual Insurance Company	Ownership	100.000	Nationwide Mutual Insurance Company	
0140	Nationwide		20-1347603	1467890			180 E. Broad Partners, LLC	OH	NIA	Nationwide Realty Investors, Ltd.	Ownership	33.330	Nationwide Mutual Insurance Company	1
0140	Nationwide			4186374			3Stone Inflection Fund, LLC	DE	OTH	Other non-Nationwide	n/a		Other non-Nationwide	
0140	Nationwide		31-1580283	2030884			400 West Nationwide Boulevard, LLC	OH	NIA	NWD Investments, LLC	Ownership	100.000	Nationwide Mutual Insurance Company	
0140	Nationwide		31-1580283	2012588			425 West Nationwide Boulevard, LLC	OH	NIA	NWD Investments, LLC	Ownership	100.000	Nationwide Mutual Insurance Company	
0140	Nationwide		31-1486309	2052244			44 Chestnut, LLC	OH	NIA	Nationwide Realty Investors, Ltd.	Ownership	100.000	Nationwide Mutual Insurance Company	
0140	Nationwide		20-4939866	1953275			775 Yard Street Restaurant, LLC	OH	NIA	NRI Equity Land Investments, LLC	Ownership	100.000	Nationwide Mutual Insurance Company	
0140	Nationwide		20-4939866	1881987			775 Yard Street, LLC	OH	NIA	NRI Equity Land Investments, LLC	Ownership	100.000	Nationwide Mutual Insurance Company	
0140	Nationwide		20-4939866	1880839			800 Bobcat Avenue, LLC	OH	NIA	NRI Equity Land Investments, LLC	Ownership	100.000	Nationwide Mutual Insurance Company	
0140	Nationwide		20-4939866	2051266			805 Bobcat Avenue, LLC	OH	NIA	NRI Equity Land Investments, LLC	Ownership	100.000	Nationwide Mutual Insurance Company	
0140	Nationwide		20-4939866	1881988			850 Goodale Blvd., LLC	OH	NIA	NRI Equity Land Investments, LLC	Ownership	100.000	Nationwide Mutual Insurance Company	
0140	Nationwide		20-4939866	2116496			925 Burrell Avenue Acquisitions, LLC	OH	NIA	NRI Equity Land Investments, LLC	Ownership	100.000	Nationwide Mutual Insurance Company	
0140	Nationwide		31-1680808	1107195			AD Investments, LLC	OH	NIA	Nationwide Realty Investors, Ltd.	Ownership	60.000	Nationwide Mutual Insurance Company	
0140	Nationwide		31-1580283	1203104			ADTV, LLC	OH	NIA	NWD Investments, LLC	Ownership	100.000	Nationwide Mutual Insurance Company	
0140	Nationwide		52-2227314				AGMC Reinsurance, Ltd.	TCA	IA	Nationwide Advantage Mortgage Company	Ownership	100.000	Nationwide Mutual Insurance Company	
0140	Nationwide		42-1011300	1573			ALLIED General Agency Company	IA	IA	AMCO Insurance Company	Ownership	100.000	Nationwide Mutual Insurance Company	
0140	Nationwide		42-0958655	1575			ALLIED Group, Inc.	IA	NIA	Nationwide Mutual Insurance Company	Ownership	100.000	Nationwide Mutual Insurance Company	
0140	Nationwide	10127	27-0114983	1519361			ALLIED Insurance Company of America (fka Atlantic Floridian Insurance Company)	OH	IA	Nationwide Mutual Insurance Company	Ownership	100.000	Nationwide Mutual Insurance Company	
0140	Nationwide	45279	42-1201931	89532			ALLIED Property and Casualty Insurance Company	IA	IA	ALLIED Group, Inc.	Ownership	100.000	Nationwide Mutual Insurance Company	
0140	Nationwide		42-1527863				ALLIED Texas Agency, Inc.	TX	IA	AMCO Insurance Company	Ownership	100.000	Nationwide Mutual Insurance Company	
0140	Nationwide	19100	42-6054959	69720			AMCO Insurance Company	IA	IA	ALLIED Group, Inc.	Ownership	100.000	Nationwide Mutual Insurance Company	
0140	Nationwide		59-1031596	248504			American Marine Underwriters, Inc.	FL	IA	Nationwide Mutual Insurance Company	Ownership	100.000	Nationwide Mutual Insurance Company	
0140	Nationwide		31-1486309	2135351			Anderson Meadows, LLC	OH	NIA	Nationwide Realty Investors, Ltd.	Ownership	100.000	Nationwide Mutual Insurance Company	
0140	Nationwide		31-1580283	1419007			Arena District CA I, LLC	OH	NIA	NWD Investments, LLC	Ownership	100.000	Nationwide Mutual Insurance Company	
0140	Nationwide		90-0280710	1424858			Arena District Owners Association	OH	OTH	Other non-Nationwide	n/a		Other non-Nationwide	
0140	Nationwide		31-1580283	1144891			Arena Theatres, LLC	OH	NIA	NWD Investments, LLC	Ownership	100.000	Nationwide Mutual Insurance Company	
0140	Nationwide			4508087			Artesa at Quarry Village, LLC	TX	OTH	Other non-Nationwide	n/a		Other non-Nationwide	
0140	Nationwide						BCCS Investment Fund LLC	DE	OTH	Nationwide Mutual Insurance Company	Ownership	100.000	Nationwide Mutual Insurance Company	
0140	Nationwide		31-1184438	1007292			Boulevard Inn Limited Liability Company	OH	NIA	Nationwide Realty Investors, Ltd.	Ownership	94.800	Nationwide Mutual Insurance Company	
0140	Nationwide		31-1555487	2782835			Broad Street Retail, LLC	DE	NIA	Nationwide Realty Investors, Ltd.	Ownership	60.000	Nationwide Mutual Insurance Company	
0140	Nationwide			4061319			Brooke School Investment Fund, LLC	DE	OTH	Nationwide Mutual Insurance Company	Ownership	100.000	Nationwide Mutual Insurance Company	
0140	Nationwide			1724975			CHP New Markets Investment Fund, LLC	OH	OTH	Nationwide Mutual Insurance Company	Limited partner /no control	50.000	Other non-Nationwide	
0140	Nationwide		20-1618232	1619986			CNRI-Cannonsport Condominium, LLC	OH	NIA	CNRI-Cannonsport, LLC	Ownership	100.000	Nationwide Mutual Insurance Company	
0140	Nationwide		20-1618232	1486898			CNRI-Cannonsport, LLC	OH	NIA	Nationwide Realty Investors, Ltd.	Ownership	100.000	Nationwide Mutual Insurance Company	
0140	Nationwide			3218126			Co-Investment Fund, L.P.	DE	OTH	Other non-Nationwide	n/a		Other non-Nationwide	
0140	Nationwide						COLHOC Limited Partnership	OH	NIA	Nationwide Realty Investors, Ltd.	Ownership	30.760	Other non-Nationwide	
0140	Nationwide	29262	74-1061659	36000			Colonial County Mutual Insurance Company	TX	OTH	Other non-Nationwide	contract		Other non-Nationwide	
0140	Nationwide		04-3750770	1379969			Continental/North Shore I, L.P.	OH	NIA	Continental/NRI North Shore Investments, LLC	Ownership	100.000	Nationwide Mutual Insurance Company	1
0140	Nationwide		20-0366090	1421903			Continental/North Shore II, L.P.	OH	NIA	Continental/NRI North Shore Investments, LLC	Ownership	100.000	Nationwide Mutual Insurance Company	1
0140	Nationwide		20-0142724	1405651			Continental/NRI North Shore Investments, LLC	OH	NIA	Nationwide Realty Investors, Ltd.	Ownership	50.500	Nationwide Mutual Insurance Company	1
0140	Nationwide						Cotton Mill Partners, LLC	VA	OTH	Nationwide Mutual Insurance Company	Limited partner /no control	2.000	Other non-Nationwide	
0140	Nationwide	18961	68-0066866	1425788			Crestbrook Insurance Company	OH	IA	Nationwide Mutual Insurance Company	Ownership	100.000	Nationwide Mutual Insurance Company	
0140	Nationwide		31-1486309	1080734			Crewville, Ltd.	OH	NIA	Nationwide Realty Investors, Ltd.	Ownership	100.000	Nationwide Mutual Insurance Company	

ANNUAL STATEMENT FOR THE YEAR 2012 OF THE NATIONWIDE INDEMNITY COMPANY

SCHEDULE Y

PART 1A - DETAIL OF INSURANCE HOLDING COMPANY SYSTEM

1	2	3	4	5	6	7	8	9	10	11	12	13	14	15
Group Code	Group Name	NAIC Company Code	Federal ID Number	Federal RSSD	CIK	Name of Securities Exchange if Publicly Traded (U.S. or International)	Names of Parent, Subsidiaries Or Affiliates	Domiciliary Location	Relationship to Reporting Entity	Directly Controlled by (Name of Entity/Person)	Type of Control (Ownership, Board, Management, Attorney-in-Fact, Influence, Other)	If Control is Ownership Provide Percentage	Ultimate Controlling Entity(ies)/Person(s)	*
0140	Nationwide	42587	42-1207150	89535			Depositors Insurance Company	IA	IA	ALLIED Group, Inc.	Ownership	100.000	Nationwide Mutual Insurance Company	
0140	Nationwide		33-0096671				DVM Insurance Agency, Inc.	CA	NIA	Veterinary Pet Insurance Company	Ownership	100.000	Nationwide Mutual Insurance Company	
0140	Nationwide		20-1945276	3869407			East of Madison, LLC	DE	NIA	120 Acre Partners, Ltd.	Ownership	24.910	Nationwide Mutual Insurance Company	1
0140	Nationwide						ELH Investment LLC	DE	OTH	Nationwide Mutual Insurance Company	Other		Nationwide Mutual Insurance Company	2
0140	Nationwide	13838	42-0618271	69573			Farmland Mutual Insurance Company	IA	OTH	Other non-Nationwide	debt		Other non-Nationwide	
0140	Nationwide	22209	75-6013587	1874832			Freedom Specialty Insurance Company (fka Atlantic Insurance Company)	OH	IA	Scottsdale Insurance Company	Ownership	100.000	Nationwide Mutual Insurance Company	
0140	Nationwide		31-4187660	144612			Gates McDonald of Ohio, LLC	OH	NIA	Nationwide Better Health Holding Company, LLC	Ownership	100.000	Nationwide Mutual Insurance Company	
0140	Nationwide		13-4933584				Gates, McDonald & Company of New York, Inc.	NY	NIA	Gates McDonald of Ohio, LLC	Ownership	100.000	Nationwide Mutual Insurance Company	
0140	Nationwide		76-0810957	1588883			GatesMcDonald DTAO, LLC	OH	NIA	Gates McDonald of Ohio, LLC	Ownership	100.000	Nationwide Mutual Insurance Company	
0140	Nationwide		76-0810958	1588884			GatesMcDonald DTC, LLC	OH	NIA	Gates McDonald of Ohio, LLC	Ownership	100.000	Nationwide Mutual Insurance Company	
0140	Nationwide		31-1478706	950745			GatesMcDonald Health Plus, LLC	OH	NIA	Gates McDonald of Ohio, LLC	Ownership	100.000	Nationwide Mutual Insurance Company	
0140	Nationwide		20-4939866	1809307			Grandview Yard Hotel Holdings, LLC	OH	NIA	NRI Equity Land Investments, LLC	Ownership	100.000	Nationwide Mutual Insurance Company	
0140	Nationwide		20-4939866	1808094			Grandview Yard Hotel, LLC	OH	NIA	Grandview Yard Hotel Holdings, LLC	Ownership	100.000	Nationwide Mutual Insurance Company	
0140	Nationwide		51-0241172	876834			Harleysville Group, Inc.	DE	NIA	Nationwide Mutual Insurance Company	Ownership	100.000	Nationwide Mutual Insurance Company	
0140	Nationwide	23582	41-0417250	3691381			Harleysville Insurance Company	PA	IA	Nationwide Mutual Insurance Company	Ownership	100.000	Nationwide Mutual Insurance Company	
0140	Nationwide	33235	16-1075588				Harleysville Insurance Company of New Jersey	NJ	IA	Harleysville Group, Inc.	Ownership	100.000	Nationwide Mutual Insurance Company	
0140	Nationwide	10674	23-2864924	2719450			Harleysville Insurance Company of New York	PA	IA	Harleysville Group, Inc.	Ownership	100.000	Nationwide Mutual Insurance Company	
0140	Nationwide	14516	38-3198542				Harleysville Lake States Insurance Company	MI	IA	Harleysville Group, Inc.	Ownership	100.000	Nationwide Mutual Insurance Company	
0140	Nationwide	64327	23-1580983	153756			Harleysville Life Insurance Company	PA	IA	Nationwide Mutual Insurance Company	Ownership	100.000	Nationwide Mutual Insurance Company	
0140	Nationwide	40983	23-2612951	1596290			Harleysville Pennland Insurance Company	PA	IA	Nationwide Mutual Insurance Company	Ownership	100.000	Nationwide Mutual Insurance Company	
0140	Nationwide	35896	23-2384978	890691			Harleysville Preferred Insurance Company	PA	IA	Harleysville Group, Inc.	Ownership	100.000	Nationwide Mutual Insurance Company	
0140	Nationwide		51-0259283	90768			Harleysville Services, Inc.	DE	NIA	Nationwide Mutual Insurance Company	Ownership	100.000	Nationwide Mutual Insurance Company	
0140	Nationwide	26182	04-1989660	3696747			Harleysville Worcester Insurance Company	PA	IA	Harleysville Group, Inc.	Ownership	100.000	Nationwide Mutual Insurance Company	
0140	Nationwide		23-2403000	887472			Harleysville, Ltd.	PA	NIA	Harleysville Preferred Insurance Company	Ownership	49.500	Nationwide Mutual Insurance Company	
0140	Nationwide		23-2403000	887472			Harleysville, Ltd.	PA	NIA	Harleysville Worcester Insurance Company	Ownership	49.500	Nationwide Mutual Insurance Company	
0140	Nationwide		23-2403000	887472			Harleysville, Ltd.	PA	NIA	Harleysville Group, Inc.	Ownership	1.000	Nationwide Mutual Insurance Company	
0140	Nationwide		32-0051216				Hideaway Properties Corp.	CA	OTH	Nationwide Realty Investors, Ltd.	Ownership	50.000	Nationwide Mutual Insurance Company	1
0140	Nationwide		31-0871532	474143			Insurance Intermediaries, Inc.	OH	IA	Nationwide Mutual Insurance Company	Ownership	100.000	Nationwide Mutual Insurance Company	
0140	Nationwide		23-2882311	2738642			Insurance Management Resources, L.P.	PA	NIA	Harleysville Insurance Company	Ownership	1.000	Nationwide Mutual Insurance Company	
0140	Nationwide		23-2882311	2738642			Insurance Management Resources, L.P.	PA	NIA	Harleysville Preferred Insurance Company	Ownership	99.000	Nationwide Mutual Insurance Company	
0140	Nationwide		31-1486309	1592475			Jerome Village Company, LLC	OH	NIA	Nationwide Realty Investors, Ltd.	Ownership	100.000	Nationwide Mutual Insurance Company	
0140	Nationwide			2004939			Jerome Village Master Property Owners Association	OH	OTH	Other non-Nationwide	Ownership		Other non-Nationwide	2
0140	Nationwide			2004980			Jerome Village Residential Property Owners Association, Inc.	OH	OTH	Other non-Nationwide	Ownership		Other non-Nationwide	2
0140	Nationwide			4475300			Leaguers Investment Fund LLC	DE	OTH	Nationwide Mutual Insurance Company	Other		Nationwide Mutual Insurance Company	2
0140	Nationwide		56-3789189	1500255			Life REO Holdings, LLC	OH	NIA	Nationwide Life Insurance Company	Ownership	100.000	Nationwide Mutual Insurance Company	
0140	Nationwide		56-3789187	1500255			Life REO Holdings, LLC	OH	NIA	Nationwide Life Insurance Company	Ownership	100.000	Nationwide Mutual Insurance Company	
0140	Nationwide		74-1395229	17243100			Lone Star General Agency, Inc.	TX	IA	Nationwide Mutual Insurance Company	Ownership	100.000	Nationwide Mutual Insurance Company	
0140	Nationwide			4006322			Match School Investment Fund, LLC	DE	OTH	Nationwide Mutual Insurance Company	Ownership	100.000	Nationwide Mutual Insurance Company	
0140	Nationwide	11991	38-0865250				National Casualty Company	WI	IA	Nationwide Mutual Insurance Company	Ownership	100.000	Nationwide Mutual Insurance Company	

ANNUAL STATEMENT FOR THE YEAR 2012 OF THE NATIONWIDE INDEMNITY COMPANY

SCHEDULE Y

PART 1A - DETAIL OF INSURANCE HOLDING COMPANY SYSTEM

1	2	3	4	5	6	7	8	9	10	11	12	13	14	15
Group Code	Group Name	NAIC Company Code	Federal ID Number	Federal RSSD	CIK	Name of Securities Exchange if Publicly Traded (U.S. or International)	Names of Parent, Subsidiaries Or Affiliates	Domiciliary Location	Relationship to Reporting Entity	Directly Controlled by (Name of Entity/Person)	Type of Control (Ownership, Board, Management, Attorney-in-Fact, Influence, Other)	If Control is Ownership Provide Percentage	Ultimate Controlling Entity(ies)/Person(s)	*
.....0140	.....	.....	.....	837003	.....	.....	National Casualty Company of America, Ltd.	GBR	IA	National Casualty Company	Ownership	100.000	Nationwide Mutual Insurance Company	.....
.....0140	Nationwide	.....	42-1154244	1577	.....	.....	Nationwide Advantage Mortgage Company	IA	NIA	AMCO Insurance Company	Ownership	87.300	Nationwide Mutual Insurance Company	.....
.....0140	Nationwide	.....	42-1154244	1577	.....	.....	Nationwide Advantage Mortgage Company	IA	NIA	ALLIED Property & Casualty Insurance Company	Ownership	8.470	Nationwide Mutual Insurance Company	.....
.....0140	Nationwide	.....	42-1154244	1577	.....	.....	Nationwide Advantage Mortgage Company	IA	NIA	Depositors Insurance Company	Ownership	4.230	Nationwide Mutual Insurance Company	.....
.....0140	Nationwide	26093	48-0470690	1590224	.....	.....	Nationwide Affinity Insurance Company of America	OH	IA	Nationwide Mutual Insurance Company	Ownership	100.000	Nationwide Mutual Insurance Company	.....
.....0140	Nationwide	28223	42-1015537	69693	.....	.....	Nationwide Agribusiness Insurance Company	IA	IA	Nationwide Mutual Insurance Company	Ownership	100.000	Nationwide Mutual Insurance Company	.....
.....0140	Nationwide	.....	20-5976272	1662083	.....	.....	Nationwide Alternative Investments, LLC	OH	NIA	Nationwide Mutual Insurance Company	Ownership	100.000	Nationwide Mutual Insurance Company	.....
.....0140	Nationwide	.....	31-1578869	993794	.....	.....	Nationwide Arena, LLC	OH	NIA	NRI Arena, LLC	Ownership	90.000	Nationwide Mutual Insurance Company	.....
.....0140	Nationwide	.....	31-1578869	993794	.....	.....	Nationwide Arena, LLC	OH	NIA	Nationwide Realty Investors, LLC	Ownership	90.000	Nationwide Mutual Insurance Company	.....
.....0140	Nationwide	.....	20-8670712	1685468	.....	.....	Nationwide Asset Management, LLC	OH	NIA	Nationwide Mutual Insurance Company	Ownership	100.000	Nationwide Mutual Insurance Company	.....
.....0140	Nationwide	.....	20-8670712	1685468	.....	.....	Nationwide Asset Management, LLC	OH	DS	Nationwide Mutual Insurance Company	Ownership	100.000	Nationwide Mutual Insurance Company	.....
.....0140	Nationwide	10723	95-0639970	.....	.....	.....	Nationwide Assurance Company	WI	IA	Nationwide Mutual Insurance Company	Ownership	100.000	Nationwide Mutual Insurance Company	.....
.....0140	Nationwide	.....	31-1592130	2729677	.....	.....	Nationwide Bank	.....	OTH	Nationwide Financial Services, Inc.	Ownership	100.000	Nationwide Mutual Insurance Company	.....
.....0140	Nationwide	.....	52-1776258	1994715	.....	.....	Nationwide Better Health (Ohio), LLC	OH	NIA	Nationwide Better Health Holding Company, LLC	Ownership	100.000	Nationwide Mutual Insurance Company	.....
.....0140	Nationwide	.....	11-3766032	1573772	.....	.....	Nationwide Better Health Holding Company, LLC	OH	NIA	Nationwide Corporation	Ownership	75.000	Nationwide Mutual Insurance Company	.....
.....0140	Nationwide	.....	11-3766032	1573772	.....	.....	Nationwide Better Health Holding Company, LLC	OH	NIA	Nationwide Mutual Fire Insurance Company	Ownership	25.000	Nationwide Mutual Insurance Company	.....
.....0140	Nationwide	.....	31-1036287	594869	.....	.....	Nationwide Cash Management Company	OH	NIA	Nationwide Mutual Insurance Company	Ownership	100.000	Nationwide Mutual Insurance Company	.....
.....0140	Nationwide	.....	31-4416546	199852	.....	.....	Nationwide Corporation	OH	NIA	Nationwide Mutual Insurance Company	Ownership	95.200	Nationwide Mutual Insurance Company	.....
.....0140	Nationwide	.....	31-4416546	199852	.....	.....	Nationwide Corporation	OH	NIA	Nationwide Mutual Fire Insurance Company	Ownership	4.800	Nationwide Mutual Insurance Company	.....
.....0140	Nationwide	.....	04-3679407	3526499	.....	.....	Nationwide Emerging Managers, LLC	DE	NIA	NWD Investment Management, Inc.	Ownership	100.000	Nationwide Mutual Insurance Company	.....
.....0140	Nationwide	.....	05-0630007	1586317	.....	.....	Nationwide Exclusive Agent Risk Purchasing Group, LLC	OH	NIA	Insurance Intermediaries, Inc.	Ownership	100.000	Nationwide Mutual Insurance Company	.....
.....0140	Nationwide	.....	31-1667326	1096699	.....	.....	Nationwide Financial Assignment Company	OH	NIA	Nationwide Life Insurance Company	Ownership	100.000	Nationwide Mutual Insurance Company	.....
.....0140	Nationwide	.....	23-2412039	917471	.....	.....	Nationwide Financial General Agency, Inc.	PA	NIA	NFS Distributors, Inc.	Ownership	100.000	Nationwide Mutual Insurance Company	.....
.....0140	Nationwide	.....	31-1316276	2248294	.....	.....	Nationwide Financial Institution Distributors Agency, Inc.	DE	NIA	NFS Distributors, Inc.	Ownership	100.000	Nationwide Mutual Insurance Company	.....
.....0140	Nationwide	.....	31-6554353	2697294	.....	.....	Nationwide Financial Services Capital Trust	DE	NIA	Nationwide Financial Services, Inc.	Ownership	100.000	Nationwide Mutual Insurance Company	.....
.....0140	Nationwide	.....	31-1486870	2685530	.....	.....	Nationwide Financial Services, Inc.	DE	NIA	Nationwide Corporation	Ownership	100.000	Nationwide Mutual Insurance Company	.....
.....0140	Nationwide	.....	52-6969857	2999617	.....	.....	Nationwide Fund Advisors	DE	NIA	Nationwide Financial Services, Inc.	Ownership	100.000	Nationwide Mutual Insurance Company	.....
.....0140	Nationwide	.....	31-1748721	3314331	.....	.....	Nationwide Fund Distributors LLC	DE	NIA	NFS Distributors, Inc.	Ownership	100.000	Nationwide Mutual Insurance Company	.....
.....0140	Nationwide	.....	31-0900518	4334484	.....	.....	Nationwide Fund Management LLC	DE	NIA	NFS Distributors, Inc.	Ownership	100.000	Nationwide Mutual Insurance Company	.....
.....0140	Nationwide	23760	31-4425763	265684	.....	.....	Nationwide General Insurance Company	OH	IA	Nationwide Mutual Insurance Company	Ownership	100.000	Nationwide Mutual Insurance Company	.....
.....0140	Nationwide	.....	31-1570938	985417	.....	.....	Nationwide Global Holdings, Inc.	OH	NIA	Nationwide Corporation	Ownership	100.000	Nationwide Mutual Insurance Company	.....
.....0140	Nationwide	.....	04-3732385	3608565	.....	.....	Nationwide Global Ventures, Inc.	DE	NIA	Nationwide Asset Management Holdings, Inc.	Ownership	100.000	Nationwide Mutual Insurance Company	.....
.....0140	Nationwide	.....	31-1399201	864164	.....	.....	Nationwide Indemnity Company	OH	NIA	Nationwide Mutual Insurance Company	Ownership	100.000	Nationwide Mutual Insurance Company	.....
.....0140	Nationwide	25453	95-2130882	.....	.....	.....	Nationwide Insurance Company of America	WI	IA	ALLIED Group, Inc.	Ownership	100.000	Nationwide Mutual Insurance Company	.....
.....0140	Nationwide	10948	31-1613686	1024751	.....	.....	Nationwide Insurance Company of Florida	OH	IA	Nationwide Mutual Insurance Company	Ownership	100.000	Nationwide Mutual Insurance Company	.....
.....0140	Nationwide	.....	31-6022301	281027	.....	.....	Nationwide Insurance Foundation	OH	OTH	Other non-Nationwide	n/a	.....	Other non-Nationwide	.....
.....0140	Nationwide	.....	41-2206199	162578	.....	.....	Nationwide Investment Advisors, LLC	OH	NIA	Nationwide Life Insurance Company	Ownership	100.000	Nationwide Mutual Insurance Company	.....
.....0140	Nationwide	.....	73-0988442	.....	.....	.....	Nationwide Investment Services Corporation	OK	NIA	Nationwide Life Insurance Company	Ownership	100.000	Nationwide Mutual Insurance Company	.....

ANNUAL STATEMENT FOR THE YEAR 2012 OF THE NATIONWIDE INDEMNITY COMPANY

**SCHEDULE Y**

**PART 1A - DETAIL OF INSURANCE HOLDING COMPANY SYSTEM**

1	2	3	4	5	6	7	8	9	10	11	12	13	14	15
Group Code	Group Name	NAIC Company Code	Federal ID Number	Federal RSSD	CIK	Name of Securities Exchange if Publicly Traded (U.S. or International)	Names of Parent, Subsidiaries Or Affiliates	Domiciliary Location	Relationship to Reporting Entity	Directly Controlled by (Name of Entity/Person)	Type of Control (Ownership, Board, Management, Attorney-in-Fact, Influence, Other)	If Control is Ownership Provide Percentage	Ultimate Controlling Entity(ies)/Person(s)	*
...0140	Nationwide	92657	31-1000740	569000			Nationwide Life and Annuity Insurance Company	..OH	..IA	Nationwide Life Insurance Company	Ownership	..100.000	Nationwide Mutual Insurance Company	
...0140	Nationwide	66869	31-4156830	135635			Nationwide Life Insurance Company	..OH	..IA	Nationwide Financial Services, Inc.	Ownership	..100.000	Nationwide Mutual Insurance Company	
...0140	Nationwide		13-4212969	1341354			Nationwide Life Tax Credit Partners 2002-A, LLC	..OH	..NIA	Nationwide Life Insurance Company	Other		Nationwide Mutual Insurance Company	
...0140	Nationwide		01-0749754	1348020			Nationwide Life Tax Credit Partners 2002-B, LLC	..OH	..NIA	Nationwide Life Insurance Company	Other		Nationwide Mutual Insurance Company	
...0140	Nationwide		03-0498148	1358198			Nationwide Life Tax Credit Partners 2002-C, LLC	..OH	..NIA	Nationwide Life Insurance Company	Other		Nationwide Mutual Insurance Company	
...0140	Nationwide		54-2113175	1392627			Nationwide Life Tax Credit Partners 2003-A, LLC	..OH	..NIA	Nationwide Life Insurance Company	Other		Nationwide Mutual Insurance Company	
...0140	Nationwide		58-2672725	1392628			Nationwide Life Tax Credit Partners 2003-B, LLC	..OH	..NIA	Nationwide Life Insurance Company	Other		Nationwide Mutual Insurance Company	
...0140	Nationwide		20-0357951	1420220			Nationwide Life Tax Credit Partners 2003-C, LLC	..OH	..NIA	Nationwide Life Insurance Company	Other		Nationwide Mutual Insurance Company	
...0140	Nationwide		20-0382144	1421592			Nationwide Life Tax Credit Partners 2004-A, LLC	..OH	..NIA	Nationwide Life Insurance Company	Other		Nationwide Mutual Insurance Company	
...0140	Nationwide		20-0745944	1440822			Nationwide Life Tax Credit Partners 2004-B, LLC	..OH	..NIA	Nationwide Life Insurance Company	Other		Nationwide Mutual Insurance Company	
...0140	Nationwide		20-0745965	1440823			Nationwide Life Tax Credit Partners 2004-C, LLC	..OH	..NIA	Nationwide Life Insurance Company	Other		Nationwide Mutual Insurance Company	
...0140	Nationwide		20-1128408	1457085			Nationwide Life Tax Credit Partners 2004-D, LLC	..OH	..NIA	Nationwide Life Insurance Company	Other		Nationwide Mutual Insurance Company	
...0140	Nationwide		20-1128472	1457086			Nationwide Life Tax Credit Partners 2004-E, LLC	..OH	..NIA	Nationwide Life Insurance Company	Other		Nationwide Mutual Insurance Company	
...0140	Nationwide		20-1918935	1502552			Nationwide Life Tax Credit Partners 2004-F, LLC	..OH	..NIA	Nationwide Life Insurance Company	Other		Nationwide Mutual Insurance Company	
...0140	Nationwide		20-2303694	1516155			Nationwide Life Tax Credit Partners 2005-A, LLC	..OH	..NIA	Nationwide Life Insurance Company	Other		Nationwide Mutual Insurance Company	
...0140	Nationwide		20-2303602	1516156			Nationwide Life Tax Credit Partners 2005-B, LLC	..OH	..NIA	Nationwide Life Insurance Company	Other		Nationwide Mutual Insurance Company	
...0140	Nationwide		20-2450960	1523496			Nationwide Life Tax Credit Partners 2005-C, LLC	..OH	..NIA	Nationwide Life Insurance Company	Other		Nationwide Mutual Insurance Company	
...0140	Nationwide		20-2451052	1523497			Nationwide Life Tax Credit Partners 2005-D, LLC	..OH	..NIA	Nationwide Life Insurance Company	Other		Nationwide Mutual Insurance Company	
...0140	Nationwide		20-2774223	1531819			Nationwide Life Tax Credit Partners 2005-E, LLC	..OH	..NIA	Nationwide Life Insurance Company	Other		Nationwide Mutual Insurance Company	
...0140	Nationwide		21-1288836	1735030			Nationwide Life Tax Credit Partners 2007-A, LLC	..OH	..NIA	Nationwide Life Insurance Company	Other		Nationwide Mutual Insurance Company	
...0140	Nationwide		26-3427373	1807374			Nationwide Life Tax Credit Partners 2009-A, LLC	..OH	..NIA	Nationwide Life Insurance Company	Other		Nationwide Mutual Insurance Company	
...0140	Nationwide		26-3427435	1807375			Nationwide Life Tax Credit Partners 2009-B, LLC	..OH	..NIA	Nationwide Life Insurance Company	Other		Nationwide Mutual Insurance Company	
...0140	Nationwide		26-3427479	1807376			Nationwide Life Tax Credit Partners 2009-C, LLC	..OH	..NIA	Nationwide Life Insurance Company	Other		Nationwide Mutual Insurance Company	
...0140	Nationwide		26-3427525	1807377			Nationwide Life Tax Credit Partners 2009-D, LLC	..OH	..NIA	Nationwide Life Insurance Company	Other		Nationwide Mutual Insurance Company	
...0140	Nationwide		26-4737055	1852582			Nationwide Life Tax Credit Partners 2009-E, LLC	..OH	..NIA	Nationwide Life Insurance Company	Other		Nationwide Mutual Insurance Company	
...0140	Nationwide		26-4737157	1852583			Nationwide Life Tax Credit Partners 2009-F, LLC	..OH	..NIA	Nationwide Life Insurance Company	Other		Nationwide Mutual Insurance Company	

ANNUAL STATEMENT FOR THE YEAR 2012 OF THE NATIONWIDE INDEMNITY COMPANY

SCHEDULE Y

PART 1A - DETAIL OF INSURANCE HOLDING COMPANY SYSTEM

1	2	3	4	5	6	7	8	9	10	11	12	13	14	15
Group Code	Group Name	NAIC Company Code	Federal ID Number	Federal RSSD	CIK	Name of Securities Exchange if Publicly Traded (U.S. or International)	Names of Parent, Subsidiaries Or Affiliates	Domiciliary Location	Relationship to Reporting Entity	Directly Controlled by (Name of Entity/Person)	Type of Control (Ownership, Board, Management, Attorney-in-Fact, Influence, Other)	If Control is Ownership Provide Percentage	Ultimate Controlling Entity(ies)/Person(s)	*
...0140	Nationwide		27-1362364	1896597			Nationwide Life Tax Credit Partners 2009-I, LLC	..OH.	..NIA	Nationwide Life Insurance Company	Other		Nationwide Mutual Insurance Company	
...0140	Nationwide			1302988			Nationwide Life Tax Credit Partners No. 1, LLC	..OH.	..NIA	Nationwide Life Insurance Company	Other		Nationwide Mutual Insurance Company	
...0140	Nationwide	..42110	75-1780981	93707			Nationwide Lloyds	..TX.	..IA	n/a	contract		Nationwide Mutual Insurance Company	
...0140	Nationwide			3943056			Nationwide Mutual Capital I, LLC	..DE.	..NIA	Nationwide Mutual Capital, LLC	Ownership	..100.000	Nationwide Mutual Insurance Company	
...0140	Nationwide		75-3191025	1319580			Nationwide Mutual Capital, LLC	..OH.	..NIA	Nationwide Mutual Insurance Company	Ownership	..100.000	Nationwide Mutual Insurance Company	
...0140	Nationwide	..23779	82-0549218	157635			Nationwide Mutual Fire Insurance Company	..OH.	..OTH	Other non-Nationwide	n/a		Other non-Nationwide	
...0140	Nationwide	..23787	31-4177100	119343			Nationwide Mutual Insurance Company	..OH.	..UDP	Other non-Nationwide	n/a		Other non-Nationwide	
...0140	Nationwide		34-2012765	1484247			Nationwide Private Equity Fund, LLC	..OH.	..NIA	Nationwide Mutual Insurance Company	Ownership	..100.000	Nationwide Mutual Insurance Company	
...0140	Nationwide		34-2012765	1484247			Nationwide Private Equity Fund, LLC	..OH.	..NIA	Nationwide Mutual Insurance Company	Ownership	..100.000	Nationwide Mutual Insurance Company	
...0140	Nationwide	..37877	31-0970750	544821			Nationwide Property and Casualty Insurance Company	..OH.	..IA	Nationwide Mutual Insurance Company	Ownership	..100.000	Nationwide Mutual Insurance Company	
...0140	Nationwide		01-0852763	1580214			Nationwide Property Protection Services, LLC	..OH.	..NIA	Nationwide Services Company, LLC	Ownership	..100.000	Nationwide Mutual Insurance Company	
...0140	Nationwide		31-1486309	961715			Nationwide Realty Investors, Ltd.	..OH.	..NIA	Nationwide Mutual Insurance Company	Ownership	..96.750	Nationwide Mutual Insurance Company	
...0140	Nationwide		31-1486309	961715			Nationwide Realty Investors, Ltd.	..OH.	..NIA	Nationwide Indemnity Company	Ownership	..3.250	Nationwide Mutual Insurance Company	
...0140	Nationwide		31-1486309	1172972			Nationwide Realty Management, LLC	..OH.	..NIA	Nationwide Realty Investors, Ltd.	Ownership	..100.000	Nationwide Mutual Insurance Company	
...0140	Nationwide		04-3833929	1172972			Nationwide Realty Management, LLC	..OH.	..NIA	Nationwide Realty Investors, Ltd.	Ownership	..100.000	Nationwide Mutual Insurance Company	
...0140	Nationwide						Nationwide Realty Services, Ltd.	..OH.	..NIA	Nationwide Mutual Insurance Company	Ownership	..100.000	Nationwide Mutual Insurance Company	
...0140	Nationwide		06-0987812	60987812			Nationwide Retirement Solutions Insurance Agency, Inc.	..MA.	..IA	Nationwide Retirement Solutions, Inc.	Ownership	..100.000	Nationwide Mutual Insurance Company	
...0140	Nationwide		73-0948330	789729			Nationwide Retirement Solutions, Inc.	..DE.	..NIA	NFS Distributors, Inc.	Ownership	..100.000	Nationwide Mutual Insurance Company	
...0140	Nationwide		86-0924069				Nationwide Retirement Solutions, Inc. of Arizona	..AZ.	..NIA	Nationwide Retirement Solutions, Inc.	Ownership	..100.000	Nationwide Mutual Insurance Company	
...0140	Nationwide		31-1331479	800935			Nationwide Retirement Solutions, Inc. of Ohio	..OH.	..NIA	Nationwide Retirement Solutions, Inc.	contract		Nationwide Mutual Insurance Company	
...0140	Nationwide		74-2200854	58122300			Nationwide Retirement Solutions, Inc. of Texas	..TX.	..NIA	Nationwide Retirement Solutions, Inc.	contract		Nationwide Mutual Insurance Company	
...0140	Nationwide		42-1373380	152408			Nationwide Sales Solutions, Inc.	..IA.	..NIA	ALLIED Group, Inc.	Ownership	..100.000	Nationwide Mutual Insurance Company	
...0140	Nationwide		36-2434406	4436858			Nationwide Securities, LLC	..OH.	..NIA	NFS Distributors, Inc.	Ownership	..100.000	Nationwide Mutual Insurance Company	
...0140	Nationwide		31-4177100				Nationwide Services Company, LLC	..OH.	..NIA	Nationwide Mutual Insurance Company	Ownership	..100.000	Nationwide Mutual Insurance Company	
...0140	Nationwide		27-0743545	1876581			Nationwide Tax Credit Partners 2009-G, LLC	..OH.	..NIA	Nationwide Mutual Insurance Company	Other		Nationwide Mutual Insurance Company	
...0140	Nationwide		27-0768791	1876582			Nationwide Tax Credit Partners 2009-H, LLC	..OH.	..NIA	Nationwide Mutual Insurance Company	Other		Nationwide Mutual Insurance Company	
...0140	Nationwide		11-3651828	3546936			ND La Quinta Partners, LLC	..DE.	..NIA	Nationwide Realty Investors, Ltd.	Ownership	..94.500	Nationwide Mutual Insurance Company	
...0140	Nationwide			3726748			Newhouse Capital Partners II, LLC	..DE.	..NIA	Nationwide Global Ventures, Inc.	Ownership	..80.000	Nationwide Mutual Insurance Company	
...0140	Nationwide			3726748			Newhouse Capital Partners II, LLC	..DE.	..NIA	Nationwide Global Ventures, Inc.	Ownership	..99.000	Nationwide Mutual Insurance Company	
...0140	Nationwide			3183115			Newhouse Capital Partners, LLC	..DE.	..NIA	NWD Investment Management, Inc.	Ownership	..19.000	Nationwide Mutual Insurance Company	
...0140	Nationwide			3183115			Newhouse Capital Partners, LLC	..DE.	..NIA	Nationwide Mutual Insurance Company	Ownership	..70.000	Nationwide Mutual Insurance Company	
...0140	Nationwide			3183115			Newhouse Capital Partners, LLC	..DE.	..NIA	Nationwide Mutual Fire Insurance Company	Ownership	..10.000	Nationwide Mutual Insurance Company	
...0140	Nationwide		31-1630871	2985416			NFS Distributors, Inc.	..DE.	..NIA	Nationwide Financial Services, Inc.	Ownership	..100.000	Nationwide Mutual Insurance Company	
...0140	Nationwide		14-1892640				NHT XII Tax Credit Fund, LLC	..DC.	..NIA	Nationwide Life Insurance Company	Ownership	..49.990	Nationwide Mutual Insurance Company	..1
...0140	Nationwide		14-1892640				NHT XII Tax Credit Fund, LLC	..DC.	..NIA	Nationwide Assurance Company	Ownership	..25.000	Nationwide Mutual Insurance Company	..1
...0140	Nationwide		14-1892640				NHT XII Tax Credit Fund, LLC	..DC.	..NIA	Nationwide Mutual Insurance Company	Ownership	..25.000	Nationwide Mutual Insurance Company	..1
...0140	Nationwide		26-0351004	1706020			North Bank Condominium Home Owners Association	..OH.	..OTH	Other non-Nationwide	n/a		Other non-Nationwide	
...0140	Nationwide		20-4939866	2055239			North of Third, LLC	..OH.	..NIA	NRI Equity Land Investments, LLC	Ownership	..100.000	Nationwide Mutual Insurance Company	
...0140	Nationwide		26-4083207	1830221			Northstar Commercial Development, LLC	..OH.	..NIA	Nationwide Realty Investors, Ltd.	Ownership	..50.000	Nationwide Mutual Insurance Company	..1

ANNUAL STATEMENT FOR THE YEAR 2012 OF THE NATIONWIDE INDEMNITY COMPANY

**SCHEDULE Y**  
**PART 1A - DETAIL OF INSURANCE HOLDING COMPANY SYSTEM**

1	2	3	4	5	6	7	8	9	10	11	12	13	14	15
Group Code	Group Name	NAIC Company Code	Federal ID Number	Federal RSSD	CIK	Name of Securities Exchange if Publicly Traded (U.S. or International)	Names of Parent, Subsidiaries Or Affiliates	Domiciliary Location	Relationship to Reporting Entity	Directly Controlled by (Name of Entity/Person)	Type of Control (Ownership, Board, Management, Attorney-in-Fact, Influence, Other)	If Control is Ownership Provide Percentage	Ultimate Controlling Entity(ies)/Person(s)	*
0140	Nationwide		26-4083354	1830220			Northstar Residential Development, LLC	OH	NIA	Nationwide Realty Investors, Ltd.	Ownership	50.000	Nationwide Mutual Insurance Company	1
0140	Nationwide		31-1486309	1858630			NRI 12325 Copper Way, LLC	OH	NIA	Nationwide Realty Investors, Ltd.	Ownership	100.000	Nationwide Mutual Insurance Company	
0140	Nationwide		31-1486309	1597892			NRI 220 Schrock, LLC	OH	NIA	Nationwide Realty Investors, Ltd.	Ownership	100.000	Nationwide Mutual Insurance Company	
0140	Nationwide		31-1486309	2055238			NRI Arena, LLC	OH	NIA	Nationwide Realty Investors, Ltd.	Ownership	100.000	Nationwide Mutual Insurance Company	
0140	Nationwide		31-1486309	1592013			NRI Brookside, LLC	OH	NIA	Nationwide Realty Investors, Ltd.	Ownership	100.000	Nationwide Mutual Insurance Company	
0140	Nationwide		31-1486309	1867758			NRI Builders, LLC	OH	NIA	Nationwide Realty Investors, Ltd.	Ownership	100.000	Nationwide Mutual Insurance Company	
0140	Nationwide		31-1486309	1238758			NRI Communities/Charlotte, LLC	OH	NIA	Nationwide Realty Investors, Ltd.	Ownership	100.000	Nationwide Mutual Insurance Company	
0140	Nationwide		31-1486309	1352285			NRI Communities/Harris Blvd., LLC	OH	NIA	Nationwide Realty Investors, Ltd.	Ownership	100.000	Nationwide Mutual Insurance Company	
0140	Nationwide		31-1486309	1593046			NRI Cramer Creek, LLC	OH	NIA	Nationwide Realty Investors, Ltd.	Ownership	100.000	Nationwide Mutual Insurance Company	
0140	Nationwide		20-4939866	1625434			NRI Equity Land Investments, LLC	OH	NIA	Nationwide Realty Investors, Ltd.	Ownership	80.000	Nationwide Mutual Insurance Company	
0140	Nationwide			1694382			NRI Equity Tampa, LLC	OH	OTH	Nationwide Realty Investors, Ltd.	Ownership	50.000	Nationwide Mutual Insurance Company	
0140	Nationwide		31-1486309	2089836			NRI Maxtown, LLC	OH	OTH	Nationwide Realty Investors, Ltd.	Ownership	100.000	Nationwide Mutual Insurance Company	
0140	Nationwide		30-4939866	1019147			NRI Office Ventures, Ltd	OH	NIA	Nationwide Realty Investors, Ltd.	Ownership	100.000	Nationwide Mutual Insurance Company	
0140	Nationwide		31-1486309	2159819			NRI- Rivulon, LLC	OH	NIA	Nationwide Realty Investors, Ltd.	Ownership	100.000	Nationwide Mutual Insurance Company	
0140	Nationwide		31-1486309	1073212			NRI Telecom, LLC	OH	NIA	NWD Investments, LLC	Ownership	100.000	Nationwide Mutual Insurance Company	
0140	Nationwide									Nationwide Property and Casualty Company				
0140	Nationwide		45-3123274	2044085			NTCIF-2011 Georgia State Investor, LLC	OH	NIA		Ownership	100.000	Nationwide Mutual Insurance Company	
0140	Nationwide		90-0729552	2023000			NTCIF-2011, LLC	OH	NIA	Nationwide Life Insurance Company	Ownership	100.000	Nationwide Mutual Insurance Company	
0140	Nationwide		27-4700627	1984016			NTCP 2011-A, LLC	OH	NIA	Nationwide Life Insurance Company	Ownership	100.000	Nationwide Mutual Insurance Company	
0140	Nationwide		46-0747898	1984016			NTCP 2011-B, LLC	OH	NIA	Nationwide Life Insurance Company	Ownership	100.000	Nationwide Mutual Insurance Company	
0140	Nationwide		46-0741029	1984016			NTCP 2012-A, LLC	OH	NIA	Nationwide Life Insurance Company	Ownership	100.000	Nationwide Mutual Insurance Company	
0140	Nationwide		45-2724980	2033323			NW - Cameron, LLC	OH	NIA	NW-REI, LLC	Ownership	100.000	Nationwide Mutual Insurance Company	
0140	Nationwide		36-4702264	2021396			NW-Arvida, LLC	OH	NIA	NW-REI, LLC	Ownership	100.000	Nationwide Mutual Insurance Company	
0140	Nationwide		45-5159092	2099231			NW-Bayshore, LLC	OH	NIA	NW-REI, LLC	Ownership	100.000	Nationwide Mutual Insurance Company	
0140	Nationwide		46-0999932	2135293			NW-Bencap, LLC	OH	NIA	NW-REI, LLC	Ownership	100.000	Nationwide Mutual Insurance Company	
0140	Nationwide		26-0901660	4421180			NW-CNC Coppell, LLC	DE	NIA	Nationwide Mutual Insurance Company	Ownership	100.000	Nationwide Mutual Insurance Company	
0140	Nationwide		27-2764819	4831231			NW-Commerce Center, LLC	DE	NIA	NW REI, LLC	Ownership	100.000	Nationwide Mutual Insurance Company	
0140	Nationwide			2057662			NW-Corvallis, LLC	OH	NIA	NW-REI, LLC	Ownership	100.000	Nationwide Mutual Insurance Company	
0140	Nationwide		31-1580283	1891773			NWD 205 Vine, LLC	OH	NIA	NWD Investments, LLC	Ownership	100.000	Nationwide Mutual Insurance Company	
0140	Nationwide		31-1580283	1405488			NWD 225 Nationwide, LLC	OH	NIA	NWD Investments, LLC	Ownership	100.000	Nationwide Mutual Insurance Company	
0140	Nationwide		31-1580283	1681262			NWD 230 West, LLC	OH	NIA	NWD Investments, LLC	Ownership	100.000	Nationwide Mutual Insurance Company	
0140	Nationwide		31-1580283	1694896			NWD 265 Neil, LLC	OH	NIA	NWD Investments, LLC	Ownership	100.000	Nationwide Mutual Insurance Company	
0140	Nationwide		31-1580283	1563474			NWD 275 Marconi, LLC	OH	NIA	NWD Investments, LLC	Ownership	100.000	Nationwide Mutual Insurance Company	
0140	Nationwide		31-1580283	1459199			NWD 295 McConnell, LLC	OH	NIA	NWD Investments, LLC	Ownership	100.000	Nationwide Mutual Insurance Company	
0140	Nationwide		31-1580283	1407725			NWD 300 Neil, LLC	OH	NIA	NWD Investments, LLC	Ownership	100.000	Nationwide Mutual Insurance Company	
0140	Nationwide		31-1580283	1557704			NWD 300 Spring, LLC	OH	NIA	NWD Investments, LLC	Ownership	100.000	Nationwide Mutual Insurance Company	
0140	Nationwide		31-1580283	2061126			NWD 355 McConnell, LLC	OH	NIA	NWD Investments, LLC	Ownership	100.000	Nationwide Mutual Insurance Company	
0140	Nationwide		31-1580283	2044467			NWD 425 Nationwide, LLC	OH	NIA	NWD Investments, LLC	Ownership	100.000	Nationwide Mutual Insurance Company	
0140	Nationwide		31-1580283	2041938			NWD 500 Nationwide, LLC	OH	NIA	NWD Investments, LLC	Ownership	100.000	Nationwide Mutual Insurance Company	
0140	Nationwide		31-1580283	1340700			NWD Arena Crossing, LLC	OH	NIA	NWD Investments, LLC	Ownership	100.000	Nationwide Mutual Insurance Company	
0140	Nationwide		31-1580283	1146303			NWD Arena District I, LLC	OH	NIA	NWD Investments, LLC	Ownership	100.000	Nationwide Mutual Insurance Company	
0140	Nationwide		31-1580283	1172974			NWD Arena District II, LLC	OH	NIA	NWD Investments, LLC	Ownership	100.000	Nationwide Mutual Insurance Company	
0140	Nationwide		31-1580283	1278786			NWD Arena District IM, LLC	OH	NIA	NWD Investments, LLC	Ownership	100.000	Nationwide Mutual Insurance Company	
0140	Nationwide		31-1580283	1278788			NWD Arena District PW, LLC	OH	NIA	NWD Investments, LLC	Ownership	100.000	Nationwide Mutual Insurance Company	
0140	Nationwide		31-1580283	1195624			NWD Arena District V, LLC	OH	NIA	NWD Investments, LLC	Ownership	100.000	Nationwide Mutual Insurance Company	
0140	Nationwide		04-3679396	3531320			NWD Asset Management Holdings, Inc.	DE	NIA	NWD Investment Management, Inc.	Ownership	100.000	Nationwide Mutual Insurance Company	
0140	Nationwide		31-1580283	1448370			NWD Athletic Club, LLC	OH	NIA	NWD Investments, LLC	Ownership	100.000	Nationwide Mutual Insurance Company	
0140	Nationwide		31-1636299	3003214			NWD Investment Management, Inc.	DE	NIA	Nationwide Corporation	Ownership	100.000	Nationwide Mutual Insurance Company	
0140	Nationwide		31-1580283	994899			NWD Investments, LLC	OH	NIA	Nationwide Realty Investors, Ltd.	Ownership	80.000	Nationwide Mutual Insurance Company	
0140	Nationwide		90-0732898	2021397			NW-Dulles, LLC	OH	NIA	NW-REI, LLC	Ownership	100.000	Nationwide Mutual Insurance Company	
0140	Nationwide			2117501			NW-Eastpark, LLC	OH	NIA	NW-REI, LLC	Ownership	100.000	Nationwide Mutual Insurance Company	

98.5

ANNUAL STATEMENT FOR THE YEAR 2012 OF THE NATIONWIDE INDEMNITY COMPANY

SCHEDULE Y

PART 1A - DETAIL OF INSURANCE HOLDING COMPANY SYSTEM

1	2	3	4	5	6	7	8	9	10	11	12	13	14	15
Group Code	Group Name	NAIC Company Code	Federal ID Number	Federal RSSD	CIK	Name of Securities Exchange if Publicly Traded (U.S. or International)	Names of Parent, Subsidiaries Or Affiliates	Domiciliary Location	Relationship to Reporting Entity	Directly Controlled by (Name of Entity/Person)	Type of Control (Ownership, Board, Management, Attorney-in-Fact, Influence, Other)	If Control is Ownership Provide Percentage	Ultimate Controlling Entity(ies)/Person(s)	*
0140	Nationwide		45-2647960	2029200			NW-Grapevine, LLC	OH	NIA	NW-REI, LLC	Ownership	100.000	Nationwide Mutual Insurance Company	
0140	Nationwide		45-5408178	2110505			NW-Kentwood Towne Center, LLC	OH	NIA	NW-REI, LLC	Ownership	100.000	Nationwide Mutual Insurance Company	
0140	Nationwide		27-4749640	1990535			NW-Kohls Market, LLC	OH	NIA	NW-REI, LLC	Ownership	100.000	Nationwide Mutual Insurance Company	
0140	Nationwide		45-5314607	2106446			NW-Lovers Lane, LLC	OH	NIA	NW-REI, LLC	Ownership	100.000	Nationwide Mutual Insurance Company	
0140	Nationwide		45-4630497	2084158			NW-Mueller II, LLC	OH	NIA	NW-REI, LLC	Ownership	100.000	Nationwide Mutual Insurance Company	
0140	Nationwide		27-4749848	1994254			NW-Northridge, LLC	OH	NIA	NW-REI, LLC	Ownership	100.000	Nationwide Mutual Insurance Company	
0140	Nationwide		46-1089165	2135896			NW-Oakley Station, LLC	OH	NIA	NW-REI, LLC	Ownership	100.000	Nationwide Mutual Insurance Company	
0140	Nationwide		45-5388656	1990540			NW-Park Memorial, LLC	OH	NIA	NW-REI, LLC	Ownership	100.000	Nationwide Mutual Insurance Company	
0140	Nationwide		27-4749937	1990540			NW-Park Village, LLC	OH	NIA	NW-REI, LLC	Ownership	100.000	Nationwide Mutual Insurance Company	
0140	Nationwide		26-1903919	4500117			NW-REI, LLC	DE	NIA	Nationwide Mutual Insurance Company	Ownership	100.000	Nationwide Mutual Insurance Company	
0140	Nationwide		27-4387647	4918706			NW-Ross Hall, LLC	DE	NIA	NW-REI, LLC	Ownership	100.000	Nationwide Mutual Insurance Company	
0140	Nationwide		45-5159117	2099232			NW-South Park, LLC	OH	NIA	NW-REI, LLC	Ownership	100.000	Nationwide Mutual Insurance Company	
0140	Nationwide			2057663			NW-Southline, LLC	OH	NIA	NW-REI, LLC	Ownership	100.000	Nationwide Mutual Insurance Company	
0140	Nationwide		27-4749587	1990537			NW-Taylor Farmer Jack, LLC	OH	NIA	NW-REI, LLC	Ownership	100.000	Nationwide Mutual Insurance Company	
0140	Nationwide		46-1100378	2139730			NW-Triangle, LLC	OH	NIA	NW-REI, LLC	Ownership	100.000	Nationwide Mutual Insurance Company	
0140	Nationwide		46-1077615	2135895			NW-West Ave., LLC	OH	NIA	NW-REI, LLC	Ownership	100.000	Nationwide Mutual Insurance Company	
0140	Nationwide		31-0947092				OCH Company, LLC	OH	NIA	Nationwide Realty Investors, Ltd.	Ownership	100.000	Nationwide Mutual Insurance Company	
0140	Nationwide		31-0947092	908127			Ohio Center Hotel Company, Ltd.	OH	NIA	Nationwide Realty Investors, Ltd.	Ownership	56.250	Nationwide Mutual Insurance Company	
0140	Nationwide		26-0263012	1702560			Old Track Street Owners Association	OH	OTH	Other non-Nationwide	n/a		Other non-Nationwide	
0140	Nationwide	13999	27-1712056				Olentangy Reinsurance, LLC	VT	IA	Nationwide Life and Annuity Insurance Company	Ownership	100.000	Nationwide Mutual Insurance Company	
0140	Nationwide			3971381			OYS Fund, LLC	DE	OTH	Nationwide Mutual Insurance Company	Ownership	100.000	Nationwide Mutual Insurance Company	
0140	Nationwide						Park 288 Industrial, LLC	TX	OTH	Nationwide Mutual Insurance Company	Investor member / no control	95.000	Other non-Nationwide	
0140	Nationwide		31-1486309	1030050			Perimeter A, Ltd	OH	NIA	Nationwide Realty Investors, Ltd.	Ownership	100.000	Nationwide Mutual Insurance Company	
0140	Nationwide		31-1677602	1113742			Pizzuti Properties, LLC	OH	NIA	Nationwide Realty Investors, Ltd.	Ownership	65.000	Nationwide Mutual Insurance Company	
0140	Nationwide		31-1486309	1069902			Polaris A, Ltd.	OH	NIA	Nationwide Realty Investors, Ltd.	Ownership	100.000	Nationwide Mutual Insurance Company	
0140	Nationwide		39-1907217	209310			Premier Agency, Inc.	IA	NIA	ALLIED Group, Inc.	Ownership	100.000	Nationwide Mutual Insurance Company	
4664	Pure	12873	20-8287105	12873			Privilege Underwriters Reciprocal Exchange	FL	IA	Other non-Nationwide	n/a		Other non-Nationwide	
0140	Pure			4089944			Privilege Underwriters, Inc.	FL	IA	Other non-Nationwide	n/a		Other non-Nationwide	
4664	Pure	13204	26-3109178				Pure Insurance Company	FL	IA	Other non-Nationwide	n/a		Other non-Nationwide	
4664	Pure						Pure Risk Management, LLC	FL	IA	Other non-Nationwide	n/a		Other non-Nationwide	
4664	Nationwide		75-2938844	159615800			Registered Investment Advisors Services, Inc.	TX	NIA	Nationwide Financial Services, Inc.	Ownership	100.000	Nationwide Mutual Insurance Company	
0140	Nationwide		82-0549218	32219			Retention Alternatives, Ltd.	BMU	IA	Nationwide Mutual Fire Insurance Company	Ownership	100.000	Nationwide Mutual Insurance Company	
0140	Nationwide			3922674			Riverview Diversified Opportunities Fund, LLC	DE	OTH	Nationwide Mutual Insurance Company	Ownership		Nationwide Mutual Insurance Company	1
0140	Nationwide			3922674			Riverview Diversified Opportunities Fund, LLC	DE	OTH	Nationwide Mutual Fire Insurance Company	Ownership		Nationwide Mutual Insurance Company	1
0140	Nationwide			3922674			Riverview Diversified Opportunities Fund, LLC	DE	OTH	Nationwide Life Insurance Company	Ownership		Nationwide Mutual Insurance Company	1
0140	Nationwide		22-3655264	3043824			Riverview International Group, Inc.	DE	NIA	NWD Investment Management, Inc.	Ownership	100.000	Nationwide Mutual Insurance Company	
0140	Nationwide			3394557			Riverview Multi Series Fund, LL - Class Event	DE	OTH	Nationwide Mutual Insurance Company	Ownership	100.000	Nationwide Mutual Insurance Company	
0140	Nationwide			3394557			Riverview Multi Series Fund, LL - Class N	DE	OTH	Nationwide Mutual Insurance Company	Ownership	100.000	Nationwide Mutual Insurance Company	
0140	Nationwide			3394557			Riverview Polyphony Fund, LLC	DE	OTH	Nationwide Mutual Insurance Company	Ownership	100.000	Nationwide Mutual Insurance Company	
0140	Nationwide	15580	31-1117969	643981			Scottsdale Indemnity Company	OH	IA	Nationwide Mutual Insurance Company	Ownership	100.000	Nationwide Mutual Insurance Company	
0140	Nationwide	41297	31-1024978	704061			Scottsdale Insurance Company	OH	IA	Nationwide Mutual Insurance Company	Ownership	100.000	Nationwide Mutual Insurance Company	
0140	Nationwide	10672	86-0835870				Scottsdale Surplus Lines Insurance Company	AZ	IA	Scottsdale Insurance Company	Ownership	100.000	Nationwide Mutual Insurance Company	

ANNUAL STATEMENT FOR THE YEAR 2012 OF THE NATIONWIDE INDEMNITY COMPANY

**SCHEDULE Y**

**PART 1A - DETAIL OF INSURANCE HOLDING COMPANY SYSTEM**

1	2	3	4	5	6	7	8	9	10	11	12	13	14	15
Group Code	Group Name	NAIC Company Code	Federal ID Number	Federal RSSD	CIK	Name of Securities Exchange if Publicly Traded (U.S. or International)	Names of Parent, Subsidiaries Or Affiliates	Domiciliary Location	Relationship to Reporting Entity	Directly Controlled by (Name of Entity/Person)	Type of Control (Ownership, Board, Management, Attorney-in-Fact, Influence, Other)	If Control is Ownership Provide Percentage	Ultimate Controlling Entity(ies)/Person(s)	*
..0140	Nationwide		31-1486309	1822953			Streets of Toringdon, LLC	..OH	..NIA	Nationwide Realty Investors, Ltd.	Ownership	..100.000	Nationwide Mutual Insurance Company	
..0140	Nationwide						The Association for Theater Based Community Development, LLC		..OTH	Nationwide Mutual Insurance Company	Limited partner /no control	..50.000	other non-Nationwide	
..0140	Nationwide		91-2158214				The Hideaway Club	..CA	..OTH	Other non-Nationwide	n/a		Other non-Nationwide	
..0140	Nationwide		86-1094799				The Hideaway Owners Association	..CA	..OTH	Other non-Nationwide	n/a		Other non-Nationwide	
..0140	Nationwide		20-3541511				The Madison Club	..CA	..OTH	Other non-Nationwide	n/a		Other non-Nationwide	
..0140	Nationwide		20-3541507				The Madison Club Owners Association	..CA	..OTH	Other non-Nationwide	n/a		Other non-Nationwide	
..0140	Nationwide		31-1610040	1017852			The Waterfront Partners, LLC	..OH	..NIA	Nationwide Realty Investors, Ltd.	Ownership	..50.000	Nationwide Mutual Insurance Company	..1
..0140	Nationwide		52-2031677	2735015			THI Holdings (Delaware), Inc.	..DE	..NIA	Nationwide Mutual Insurance Company	Ownership	..100.000	Nationwide Mutual Insurance Company	
..0140	Nationwide		74-2825853	1855329			Titan Auto Insurance of New Mexico, Inc.	..NM	..IA	Whitehall Holdings, Inc.	Ownership	..100.000	Nationwide Mutual Insurance Company	
..0140	Nationwide	..13242	74-2286759				Titan Indemnity Company	..TX	..IA	THI Holdings (Delaware), Inc.	Ownership	..100.000	Nationwide Mutual Insurance Company	
..0140	Nationwide	..36269	86-0619597				Titan Insurance Company	..MI	..IA	Titan Indemnity Company	Ownership	..100.000	Nationwide Mutual Insurance Company	
..0140	Nationwide		75-1284530	23586800			Titan Insurance Services, Inc.	..TX	..NIA	Whitehall Holdings, Inc.	Ownership	..100.000	Nationwide Mutual Insurance Company	
..0140	Nationwide		33-0160222				V.P.I. Services, Inc.	..CA	..NIA	Veterinary Pet Insurance Company	Ownership	..100.000	Nationwide Mutual Insurance Company	
..0140	Nationwide	..42285	95-3750113				Veterinary Pet Insurance Company	..CA	..IA	Scottsdale Insurance Company	Ownership	..100.000	Nationwide Mutual Insurance Company	
..0140	Nationwide	..10644	34-1785903				Victoria Automobile Insurance Company	..IN	..IA	Victoria Fire & Casualty Insurance Company	Ownership	..100.000	Nationwide Mutual Insurance Company	
..0140	Nationwide	..42889	34-1394913	616574			Victoria Fire & Casualty Company	..OH	..IA	THI Holdings (Delaware), Inc.	Ownership	..100.000	Nationwide Mutual Insurance Company	
..0140	Nationwide	..10778	34-1842604	930061			Victoria National Insurance Company	..OH	..IA	Victoria Fire & Casualty Insurance Company	Ownership	..100.000	Nationwide Mutual Insurance Company	
..0140	Nationwide	..10105	34-1777972	872957			Victoria Select Insurance Company	..OH	..IA	Victoria Fire & Casualty Insurance Company	Ownership	..100.000	Nationwide Mutual Insurance Company	
..0140	Nationwide	..10777	34-1842602	937963			Victoria Specialty Insurance Company	..OH	..IA	Victoria Fire & Casualty Insurance Company	Ownership	..100.000	Nationwide Mutual Insurance Company	
..0140	Nationwide	..37150	86-0561941				Western Heritage Insurance Company	..AZ	..IA	Scottsdale Insurance Company	Ownership	..100.000	Nationwide Mutual Insurance Company	
..0140	Nationwide						Westport Capital Partners II	..CT	..OTH	Nationwide Mutual Insurance Company	Investor member / no control	..71.000	other non-Nationwide	
..0140	Nationwide		74-2767942	138315500			Whitehall Holdings, Inc.	..TX	..NIA	Nationwide Defined Benefit Master Trust	Ownership	..100.000	Nationwide Mutual Insurance Company	
..0140	Nationwide		59-3471667				WI of Florida, Inc.	..FL	..NIA	Whitehall Holdings, Inc.	Ownership	..100.000	Nationwide Mutual Insurance Company	
..0140	Nationwide		31-1486309	2115076			Wilson Road Developers, LLC	..OH	..NIA	Nationwide Realty Investors, Ltd.	Ownership	..100.000	Nationwide Mutual Insurance Company	
..0140	Nationwide			4410206			Zais Zephyr A-4, LLC	..DE	..OTH	Nationwide Life Insurance Company	Limited member / no control	..60.000	other non-Nationwide	

Asterisk	Explanation
1	For the purposes of this schedule, Nationwide presumed control of these entities because they are owned by at least 10% and are not wholly-owned by a Nationwide entity.
2	Other ownership indicates a non-ownership circumstance by a nationwide entity.

ANNUAL STATEMENT FOR THE YEAR 2012 OF THE NATIONWIDE INDEMNITY COMPANY

SCHEDULE Y

PART 2 - SUMMARY OF INSURER'S TRANSACTIONS WITH ANY AFFILIATES

1	2	3	4	5	6	7	8	9	10	11	12	13
NAIC Company Code	Federal ID Number	Names of Insurers and Parent, Subsidiaries or Affiliates	Shareholder Dividends	Capital Contributions	Purchases, Sales or Exchanges of Loans, Securities, Real Estate, Mortgage Loans or Other Investments	Income/ (Disbursements) Incurred in Connection with Guarantees or Undertakings for the Benefit of any Affiliate(s)	Management Agreements and Service Contracts	Income/ (Disbursements) Incurred Under Reinsurance Agreements	*	Any Other Material Activity Not in the Ordinary Course of the Insurer's Business	Totals	Reinsurance Recoverable/ (Payable) on Losses and/or Reserve Credit Taken/(Liability)
00000	42-0958655	ALLIED GROUP, INC	(51,000,000)	35,000,000							(16,000,000)	
42579	42-1201931	ALLIED PROP & CAS INS CO	(6,000,000)						*		(6,000,000)	895,670,196
19100	42-6054959	AMCO INSURANCE COMPANY	(45,000,000)						*		(45,000,000)	1,541,937,544
29262	74-1061659	COLONIAL COUNTY MUTUAL INSURANCE CO										153,094,780
18961	68-0066866	CRESTBROOK INSURANCE COMPANY	(10,000,000)						*		(10,000,000)	2,258,711
42587	42-1207150	DEPOSITORS INSURANCE COMPANY							*			559,390,049
13838	42-0618271	FARMLAND MUTUAL INSURANCE COMPANY							*			(11,703,765)
22209	75-6013587	FREEDOM SPECIALTY INSURANCE COMPANY										56,359,740
10674	23-2864924	HARLEYSVILLE INSURANCE COMPANY OF NEW YORK										
									*			261,741,000
00000	51-0241172	HARLEYSVILLE GROUP INC.	43,123,027	989,753,217							1,032,876,244	
23582	41-0417250	HARLEYSVILLE INSURANCE COMPANY	(1,153,050)						*		(1,153,050)	84,563,000
42900	23-2253669	HARLEYSVILLE INSURANCE COMPANY OF NEW JERSEY	(16,300,000)						*		(16,300,000)	(319,417,000)
14516	38-3198542	HARLEYSVILLE LAKE STATES INSURANCE COMPANY										
			(6,600,000)						*		(6,600,000)	(68,514,000)
64327	23-1580983	HARLEYSVILLE LIFE INSURANCE COMPANY		32,074,012							32,074,012	
00000	23-2403000	HARLEYSVILLE LIMITED	(12,302,717)	(16,371,650)							(28,674,367)	
40983	23-2612951	HARLEYSVILLE PENNLAND INSURANCE COMPANY		29,925,081					*		29,925,081	(350,207,000)
35696	23-2384978	HARLEYSVILLE PREFERRED INSURANCE COMPANY	3,337,895	8,103,967					*		11,441,862	(194,280,000)
00000	51-0259283	HARLEYSVILLE SERVICES INC.		5,433,150							5,433,150	
26182	04-1989660	HARLEYSVILLE WORCESTER INSURANCE COMPANY	(5,410,155)	28,103,967					*		22,693,812	(133,945,000)
00000	23-2882311	INSURANCE MANAGEMENT RESOURCES L.P.	(4,695,000)								(4,695,000)	
11991	38-0865250	NATIONAL CASUALTY COMPANY										1,050,348,713
00000	42-1154244	NATIONWIDE ADVANTAGE MORTGAGE COMPANY										
26093	48-0470690	NATIONWIDE AFFINITY INSURANCE COMPANY OF AMERICA							*			631,903,731
28223	42-1015537	NATIONWIDE AGRIBUSINESS INSURANCE COMPANY										
			(6,000,000)						*		(6,000,000)	784,304,811
10723	95-0639970	NATIONWIDE ASSURANCE COMPANY	(2,500,000)						*		(2,500,000)	26,173,316
00000	31-1177951	NATIONWIDE CASH MANAGEMENT COMPANY		(12,000,000)							(12,000,000)	
00000	31-4416546	NATIONWIDE CORPORATION	(238,000,000)	259,609,330							21,609,330	
00000	31-1486870	NATIONWIDE FINANCIAL SERVICES, INC.	40,000,000	(184,300,000)							(144,300,000)	
23760	31-4425763	NATIONWIDE GENERAL INSURANCE COMPANY							*			376,468,082
10070	31-1399201	NATIONWIDE INDEMNITY COMPANY		(110,000,000)							(110,000,000)	(527,778,033)
25453	95-2130882	NATIONWIDE INSURANCE COMPANY OF AMERICA		35,000,000							35,000,000	871,699,720
10948	31-1613686	NATIONWIDE INSURANCE COMPANY OF FLORIDA		(25,000,000)							(25,000,000)	546,250
92657	31-1000740	NATIONWIDE LIFE AND ANNUITY INSURANCE COMPANY		50,000,000							50,000,000	720,550,363
66869	31-4156830	NATIONWIDE LIFE INSURANCE COMPANY	(40,000,000)	(103,700,000)	496,900,000		(670,080,352)				(316,880,352)	(146,885,574)
42110	75-1780981	NATIONWIDE LLOYDS										53,843,642
23779	31-4177110	NATIONWIDE MUTUAL FIRE INS COMPANY							*			166,058,366
23787	31-4177100	NATIONWIDE MUTUAL INS COMPANY	409,500,000	(1,073,021,744)	(496,900,000)		670,080,352		*		(490,341,392)	(9,754,247,723)

ANNUAL STATEMENT FOR THE YEAR 2012 OF THE NATIONWIDE INDEMNITY COMPANY

**SCHEDULE Y**

**PART 2 - SUMMARY OF INSURER'S TRANSACTIONS WITH ANY AFFILIATES**












1	2	3	4	5	6	7	8	9	10	11	12	13
NAIC Company Code	Federal ID Number	Names of Insurers and Parent, Subsidiaries or Affiliates	Shareholder Dividends	Capital Contributions	Purchases, Sales or Exchanges of Loans, Securities, Real Estate, Mortgage Loans or Other Investments	Income/ (Disbursements) Incurred in Connection with Guarantees or Undertakings for the Benefit of any Affiliate(s)	Management Agreements and Service Contracts	Income/ (Disbursements) Incurred Under Reinsurance Agreements	*	Any Other Material Activity Not in the Ordinary Course of the Insurer's Business	Totals	Reinsurance Recoverable/ (Payable) on Losses and/or Reserve Credit Taken/(Liability)
37877	31-0970750	NATIONWIDE PROPERTY AND CASUALTY INS COMPANY							*			1,302,076,640
00000	31-1486309	NATIONWIDE REALTY INVESTORS, LTD		61,000,000							61,000,000	
13999	27-1712056	OLENTANGY REINSURANCE, LLC		(9,609,330)							(9,609,330)	(573,664,789)
15580	31-1117969	SCOTTSDALE INDEMNITY COMPANY										354,824,979
41297	31-1024978	SCOTTSDALE INSURANCE COMPANY	(45,000,000)						*		(45,000,000)	1,309,236,421
10672	86-0835870	SCOTTSDALE SURPLUS LINES INSURANCE COMPANY										17,855,514
13242	74-2286759	TITAN INDEMNITY INSURANCE COMPANY										166,361,636
36269	86-0619597	TITAN INSURANCE COMPANY										45,238,359
42285	95-3750113	VETERINARY PET INS CO		(2,781,282)							(2,781,282)	
10778	34-1842604	VICTORIA NATIONAL INSURANCE COMPANY							*			18,374
10644	34-1785903	VICTORIA AUTO INSURANCE COMPANY							*			30,088,236
42889	34-1394913	VICTORIA FIRE & CASUALTY INSURANCE COMPANY	(6,000,000)						*		(6,000,000)	194,653,194
10108	34-1777972	VICTORIA SELECT INSURANCE COMPANY							*			73,996,376
10777	34-1842602	VICTORIA SPECIALTY INSURANCE COMPANY							*			44,446,028
00000	33-0160222	V.P.I. SERVICES, INC.		2,781,282					*		2,781,282	
37150	86-0561941	WESTERN HERITAGE INSURANCE COMPANY										304,935,113
9999999	Control Totals								XXX			

See Notes to the Financial Statement #26.

# ANNUAL STATEMENT FOR THE YEAR 2012 OF THE NATIONWIDE INDEMNITY COMPANY

## SUPPLEMENTAL EXHIBITS AND SCHEDULES INTERROGATORIES

The following supplemental reports are required to be filed as part of your statement filing unless specifically waived by the domiciliary state. However, in the event that your domiciliary state waives the filing requirement, your response of **WAIVED** to the specific interrogatory will be accepted in lieu of filing a "NONE" report and a bar code will be printed below. If the supplement is required of your company but is not being filed for whatever reason enter **SEE EXPLANATION** and provide an explanation following the interrogatory questions.

	Responses
<b>MARCH FILING</b>	
1. Will an actuarial opinion be filed by March 1? .....	YES
2. Will the Supplemental Compensation Exhibit be filed with the state of domicile by March 1? .....	YES
3. Will the confidential Risk-based Capital Report be filed with the NAIC by March 1? .....	YES
4. Will the confidential Risk-based Capital Report be filed with the state of domicile, if required by March 1? .....	YES
<b>APRIL FILING</b>	
5. Will the Insurance Expense Exhibit be filed with the state of domicile and the NAIC by April 1? .....	YES
6. Will Management's Discussion and Analysis be filed by April 1? .....	YES
7. Will the Supplemental Investment Risk Interrogatories be filed by April 1? .....	YES
<b>MAY FILING</b>	
8. Will this company be included in a combined annual statement which is filed with the NAIC by May 1? .....	YES
<b>JUNE FILING</b>	
9. Will an audited financial report be filed by June 1? .....	YES
10. Will Accountant's Letter of Qualifications be filed with the state of domicile and electronically with the NAIC by June 1? .....	YES
<b>AUGUST FILING</b>	
11. Will Communication of Internal Control Related Matters Noted in Audit be filed with the state of domicile by August 1? .....	YES
The following supplemental reports are required to be filed as part of your annual statement filing. However, in the event that your company does not transact the type of business for which the special report must be filed, your response of <b>NO</b> to the specific interrogatory will be accepted in lieu of filing a "NONE" report and a bar code will be printed below. If the supplemental is required of your company but is not being filed for whatever reason enter <b>SEE EXPLANATION</b> and provide an explanation following the interrogatory questions.	
<b>MARCH FILING</b>	
12. Will Schedule SIS (Stockholder Information Supplement) be filed with the state of domicile by March 1? .....	NO
13. Will the Financial Guaranty Insurance Exhibit be filed by March 1? .....	NO
14. Will the Medicare Supplement Insurance Experience Exhibit be filed with the state of domicile and the NAIC by March 1? .....	NO
15. Will Supplement A to Schedule T (Medical Professional Liability Supplement) be filed by March 1? .....	YES
16. Will the Trusteed Surplus Statement be filed with the state of domicile and the NAIC by March 1? .....	NO
17. Will the Premiums Attributed to Protected Cells Exhibit be filed by March 1? .....	NO
18. Will the Reinsurance Summary Supplemental Filing for General Interrogatory 9 be filed with the state of domicile and the NAIC by March 1? .....	NO
19. Will the Medicare Part D Coverage Supplement be filed with the state of domicile and the NAIC by March 1? .....	NO
20. Will the confidential Actuarial Opinion Summary be filed with the state of domicile, if required, by March 15 (or the date otherwise specified)? .....	YES
21. Will the Reinsurance Attestation Supplement be filed with the state of domicile and the NAIC by March 1? .....	YES
22. Will the Exceptions to the Reinsurance Attestation Supplement be filed with the state of domicile by March 1? .....	NO
23. Will the Bail Bond Supplement be filed with the state of domicile and the NAIC by March 1? .....	NO
24. Will the Director and Officer Insurance Coverage Supplement be filed with the state of domicile and the NAIC by March 1? .....	NO
25. Will an approval from the reporting entity's state of domicile for relief related to the five-year rotation requirement for lead audit partner be filed electronically with the NAIC by March 1? .....	NO
26. Will an approval from the reporting entity's state of domicile for relief related to the one-year cooling off period for independent CPA be filed electronically with the NAIC by March 1? .....	NO
27. Will an approval from the reporting entity's state of domicile for relief related to the Requirements for Audit Committees be filed electronically with the NAIC by March 1? .....	NO
<b>APRIL FILING</b>	
28. Will the Credit Insurance Experience Exhibit be filed with the state of domicile and the NAIC by April 1? .....	NO
29. Will the Long-term Care Experience Reporting Forms be filed with the state of domicile and the NAIC by April 1? .....	NO
30. Will the Accident and Health Policy Experience Exhibit be filed by April 1? .....	YES
31. Will the Supplemental Health Care Exhibit (Parts 1, 2 and 3) be filed with the state of domicile and the NAIC by April 1? .....	NO
32. Will the regulator only (non-public) Supplemental Health Care Exhibit's Expense Allocation Report be filed with the state of domicile and the NAIC by April 1? .....	NO
<b>AUGUST FILING</b>	
33. Will Management's Report of Internal Control Over Financial Reporting be filed with the state of domicile by August 1? .....	YES
Explanations:	
12.	
13.	
14.	
16.	
17.	
18.	
19.	
22.	
23.	
24.	
25.	
26.	
27.	
28.	
29.	
31.	
32.	
Bar Codes:	
12. SIS Stockholder Information Supplement [Document Identifier 420]	
13. Financial Guaranty Insurance Exhibit [Document Identifier 240]	
14. Medicare Supplement Insurance Experience Exhibit [Document Identifier 360]	
16. Trusteed Surplus Statement [Document Identifier 490]	
17. Premiums Attributed to Protected Cells [Document Identifier 385]	
18. Reinsurance Summary Supplemental Filing [Document Identifier 401]	
19. Medicare Part D Coverage Supplement [Document Identifier 365]	
22. Exceptions to the Reinsurance Attestation Supplement [Document Identifier 400]	
23. Bail Bond Supplement [Document Identifier 500]	
24. Director and Officer Insurance Coverage Supplement [Document Identifier 505]	
25. Relief from the five-year rotation requirement for lead audit partner [Document Identifier 224]	

ANNUAL STATEMENT FOR THE YEAR 2012 OF THE NATIONWIDE INDEMNITY COMPANY  
**SUPPLEMENTAL EXHIBITS AND SCHEDULES INTERROGATORIES**

26. Relief from the one-year cooling off period for independent CPA  
[Document Identifier 225]



27. Relief from the Requirements for Audit Committees [Document Identifier 226]



28. Credit Insurance Experience Exhibit [Document Identifier 230]



29. Long-Term Care Experience Reporting Forms [Document Identifier 306]



31. Supplemental Health Care Exhibit (Parts 1, 2 and 3) [Document Identifier 216]



32. Supplemental Health Care Exhibit's Expense Allocation Report  
[Document Identifier 217]



**OVERFLOW PAGE FOR WRITE-INS**

Additional Write-ins for Assets Line 25

	Current Year			Prior Year
	1 Assets	2 Nonadmitted Assets	3 Net Admitted Assets (Cols. 1 - 2)	4 Net Admitted Assets
2504. Other assets nonadmitted .....	237,515	237,515		
2597. Summary of remaining write-ins for Line 25 from overflow page	237,515	237,515		

Additional Write-ins for Exhibit of Nonadmitted Assets Line 25

	1	2	3
	Current Year Total Nonadmitted Assets	Prior Year Total Nonadmitted Assets	Change in Total Nonadmitted Assets (Col. 2 - Col. 1)
2504. Miscellaneous assets .....	180,623	557,899	377,276
2597. Summary of remaining write-ins for Line 25 from overflow page	180,623	557,899	377,276



SUPPLEMENT FOR THE YEAR 2012 OF THE NATIONWIDE INDEMNITY COMPANY

Designate the type of health care providers reported on this page: Physicians, including surgeons and osteopaths

SUPPLEMENT "A" TO SCHEDULE T EXHIBIT OF MEDICAL PROFESSIONAL LIABILITY PREMIUMS WRITTEN ALLOCATED BY STATES AND TERRITORIES

Table with 8 columns: States, etc.; Direct Premiums Written; Direct Premiums Earned; Direct Losses Paid (Amount, Number of Claims); Direct Losses Incurred; Direct Losses Unpaid (Amount Reported, Number of Claims); Direct Losses Incurred But Not Reported. The table contains a large 'NONE' watermark across the center.



SUPPLEMENT FOR THE YEAR 2012 OF THE NATIONWIDE INDEMNITY COMPANY

Designate the type of health care providers reported on this page: Hospitals

SUPPLEMENT "A" TO SCHEDULE T EXHIBIT OF MEDICAL PROFESSIONAL LIABILITY PREMIUMS WRITTEN ALLOCATED BY STATES AND TERRITORIES

Table with 8 columns: States, etc.; 1 Direct Premiums Written; 2 Direct Premiums Earned; 3 Direct Losses Paid Amount; 4 Direct Losses Paid Number of Claims; 5 Direct Losses Incurred; 6 Direct Losses Unpaid Amount Reported; 7 Direct Losses Unpaid Number of Claims; 8 Direct Losses Incurred But Not Reported. The table contains a large 'NONE' watermark across the center.



SUPPLEMENT FOR THE YEAR 2012 OF THE NATIONWIDE INDEMNITY COMPANY

Designate the type of health care providers reported on this page: Other health care professionals, including dentists, chiropractors, and podiatrists

SUPPLEMENT "A" TO SCHEDULE T EXHIBIT OF MEDICAL PROFESSIONAL LIABILITY PREMIUMS WRITTEN ALLOCATED BY STATES AND TERRITORIES

Table with 9 columns: States, etc.; 1 Direct Premiums Written; 2 Direct Premiums Earned; 3 Direct Losses Paid Amount; 4 Direct Losses Paid Number of Claims; 5 Direct Losses Incurred; 6 Direct Losses Unpaid Amount Reported; 7 Direct Losses Unpaid Number of Claims; 8 Direct Losses Incurred But Not Reported. The table contains a large 'NONE' watermark across the center.



SUPPLEMENT FOR THE YEAR 2012 OF THE NATIONWIDE INDEMNITY COMPANY

Designate the type of health care providers reported on this page: Other health care facilities

SUPPLEMENT "A" TO SCHEDULE T EXHIBIT OF MEDICAL PROFESSIONAL LIABILITY PREMIUMS WRITTEN ALLOCATED BY STATES AND TERRITORIES

Table with 8 columns: States, etc.; 1 Direct Premiums Written; 2 Direct Premiums Earned; 3 Direct Losses Paid Amount; 4 Direct Losses Paid Number of Claims; 5 Direct Losses Incurred; 6 Direct Losses Unpaid Amount Reported; 7 Direct Losses Unpaid Number of Claims; 8 Direct Losses Incurred But Not Reported. The table contains a large 'NONE' watermark across the center.

## ALPHABETICAL INDEX

### ANNUAL STATEMENT BLANK

Assets .....	2
Cash Flow .....	5
Exhibit of Capital Gains (Losses) .....	12
Exhibit of Net Investment Income .....	12
Exhibit of Nonadmitted Assets .....	13
Exhibit of Premiums and Losses (State Page) .....	19
Five-Year Historical Data .....	17
General Interrogatories .....	15
Jurat Page .....	1
Liabilities, Surplus and Other Funds .....	3
Notes To Financial Statements .....	14
Overflow Page For Write-ins .....	101
Schedule A - Part 1 .....	E01
Schedule A - Part 2 .....	E02
Schedule A - Part 3 .....	E03
Schedule A - Verification Between Years .....	SI02
Schedule B - Part 1 .....	E04
Schedule B - Part 2 .....	E05
Schedule B - Part 3 .....	E06
Schedule B - Verification Between Years .....	SI02
Schedule BA - Part 1 .....	E07
Schedule BA - Part 2 .....	E08
Schedule BA - Part 3 .....	E09
Schedule BA - Verification Between Years .....	SI03
Schedule D - Part 1 .....	E10
Schedule D - Part 1A - Section 1 .....	SI05
Schedule D - Part 1A - Section 2 .....	SI08
Schedule D - Part 2 - Section 1 .....	E11
Schedule D - Part 2 - Section 2 .....	E12
Schedule D - Part 3 .....	E13
Schedule D - Part 4 .....	E14
Schedule D - Part 5 .....	E15
Schedule D - Part 6 - Section 1 .....	E16
Schedule D - Part 6 - Section 2 .....	E16
Schedule D - Summary By Country .....	SI04
Schedule D - Verification Between Years .....	SI03
Schedule DA - Part 1 .....	E17
Schedule DA - Verification Between Years .....	SI10
Schedule DB - Part A - Section 1 .....	E18
Schedule DB - Part A - Section 2 .....	E19
Schedule DB - Part A - Verification Between Years .....	SI11
Schedule DB - Part B - Section 1 .....	E20
Schedule DB - Part B - Section 2 .....	E21
Schedule DB - Part B - Verification Between Years .....	SI11
Schedule DB - Part C - Section 1 .....	SI12
Schedule DB - Part C - Section 2 .....	SI13
Schedule DB - Part D .....	E22
Schedule DB - Verification .....	SI14
Schedule DL - Part 1 .....	E23
Schedule DL - Part 2 .....	E24
Schedule E - Part 1 - Cash .....	E25
Schedule E - Part 2 - Cash Equivalents .....	E26
Schedule E - Part 3 - Special Deposits .....	E27
Schedule E - Verification Between Years .....	SI15
Schedule F - Part 1 .....	20
Schedule F - Part 2 .....	21
Schedule F - Part 3 .....	22
Schedule F - Part 4 .....	23
Schedule F - Part 5 .....	24
Schedule F - Part 6 - Section 1 .....	25
Schedule F - Part 6 - Section 2 .....	27
Schedule F - Part 7 .....	28
Schedule F - Part 8 .....	29
Schedule F - Part 9 .....	30

**ANNUAL STATEMENT BLANK (Continued)**

Schedule H - Accident and Health Exhibit - Part 1 .....	31
Schedule H - Part 2, Part 3 and 4 .....	32
Schedule H - Part 5 - Health Claims .....	33
Schedule P - Part 1 - Summary .....	34
Schedule P - Part 1A - Homeowners/Farmowners .....	36
Schedule P - Part 1B - Private Passenger Auto Liability/Medical .....	37
Schedule P - Part 1C - Commercial Auto/Truck Liability/Medical .....	38
Schedule P - Part 1D - Workers' Compensation (Excluding Excess Workers' Compensation) .....	39
Schedule P - Part 1E - Commercial Multiple Peril .....	40
Schedule P - Part 1F - Section 1 - Medical Professional Liability - Occurrence .....	41
Schedule P - Part 1F - Section 2 - Medical Professional Liability - Claims-Made .....	42
Schedule P - Part 1G - Special Liability (Ocean, Marine, Aircraft (All Perils), Boiler and Machinery) .....	43
Schedule P - Part 1H - Section 1 - Other Liability - Occurrence .....	44
Schedule P - Part 1H - Section 2 - Other Liability - Claims-Made .....	45
Schedule P - Part 1I - Special Property (Fire, Allied Lines, Inland Marine, Earthquake, Burglary & Theft) .....	46
Schedule P - Part 1J - Auto Physical Damage .....	47
Schedule P - Part 1K - Fidelity/Surety .....	48
Schedule P - Part 1L - Other (Including Credit, Accident and Health) .....	49
Schedule P - Part 1M - International .....	50
Schedule P - Part 1N - Reinsurance - Nonproportional Assumed Property .....	51
Schedule P - Part 1O - Reinsurance - Nonproportional Assumed Liability .....	52
Schedule P - Part 1P - Reinsurance - Nonproportional Assumed Financial Lines .....	53
Schedule P - Part 1R - Section 1 - Products Liability - Occurrence .....	54
Schedule P - Part 1R - Section 2 - Products Liability - Claims-Made .....	55
Schedule P - Part 1S - Financial Guaranty/Mortgage Guaranty .....	56
Schedule P - Part 1T - Warranty .....	57
Schedule P - Part 2, Part 3 and Part 4 - Summary .....	35
Schedule P - Part 2A - Homeowners/Farmowners .....	58
Schedule P - Part 2B - Private Passenger Auto Liability/Medical .....	58
Schedule P - Part 2C - Commercial Auto/Truck Liability/Medical .....	58
Schedule P - Part 2D - Workers' Compensation (Excluding Excess Workers' Compensation) .....	58
Schedule P - Part 2E - Commercial Multiple Peril .....	58
Schedule P - Part 2F - Section 1 - Medical Professional Liability - Occurrence .....	59
Schedule P - Part 2F - Section 2 - Medical Professional Liability - Claims-Made .....	59
Schedule P - Part 2G - Special Liability (Ocean Marine, Aircraft (All Perils), Boiler and Machinery) .....	59
Schedule P - Part 2H - Section 1 - Other Liability - Occurrence .....	59
Schedule P - Part 2H - Section 2 - Other Liability - Claims-Made .....	59
Schedule P - Part 2I - Special Property (Fire, Allied Lines, Inland Marine, Earthquake, Burglary, and Theft) .....	60
Schedule P - Part 2J - Auto Physical Damage .....	60
Schedule P - Part 2K - Fidelity, Surety .....	60
Schedule P - Part 2L - Other (Including Credit, Accident and Health) .....	60
Schedule P - Part 2M - International .....	60
Schedule P - Part 2N - Reinsurance - Nonproportional Assumed Property .....	61
Schedule P - Part 2O - Reinsurance - Nonproportional Assumed Liability .....	61
Schedule P - Part 2P - Reinsurance - Nonproportional Assumed Financial Lines .....	61
Schedule P - Part 2R - Section 1 - Products Liability - Occurrence .....	62
Schedule P - Part 2R - Section 2 - Products Liability - Claims-Made .....	62
Schedule P - Part 2S - Financial Guaranty/Mortgage Guaranty .....	62
Schedule P - Part 2T - Warranty .....	62
Schedule P - Part 3A - Homeowners/Farmowners .....	63
Schedule P - Part 3B - Private Passenger Auto Liability/Medical .....	63
Schedule P - Part 3C - Commercial Auto/Truck Liability/Medical .....	63
Schedule P - Part 3D - Workers' Compensation (Excluding Excess Workers' Compensation) .....	63
Schedule P - Part 3E - Commercial Multiple Peril .....	63
Schedule P - Part 3F - Section 1 - Medical Professional Liability - Occurrence .....	64
Schedule P - Part 3F - Section 2 - Medical Professional Liability - Claims-Made .....	64
Schedule P - Part 3G - Special Liability (Ocean Marine, Aircraft (All Perils), Boiler and Machinery) .....	64
Schedule P - Part 3H - Section 1 - Other Liability - Occurrence .....	64
Schedule P - Part 3H - Section 2 - Other Liability - Claims-Made .....	64
Schedule P - Part 3I - Special Property (Fire, Allied Lines, Inland Marine, Earthquake, Burglary, and Theft) .....	65
Schedule P - Part 3J - Auto Physical Damage .....	65
Schedule P - Part 3K - Fidelity/Surety .....	65
Schedule P - Part 3L - Other (Including Credit, Accident and Health) .....	65
Schedule P - Part 3M - International .....	65
Schedule P - Part 3N - Reinsurance - Nonproportional Assumed Property .....	66
Schedule P - Part 3O - Reinsurance - Nonproportional Assumed Liability .....	66
Schedule P - Part 3P - Reinsurance - Nonproportional Assumed Financial Lines .....	66
Schedule P - Part 3R - Section 1 - Products Liability - Occurrence .....	67
Schedule P - Part 3R - Section 2 - Products Liability - Claims-Made .....	67
Schedule P - Part 3S - Financial Guaranty/Mortgage Guaranty .....	67
Schedule P - Part 3T - Warranty .....	67

**ANNUAL STATEMENT BLANK (Continued)**

Schedule P - Part 4A - Homeowners/Farmowners .....	68
Schedule P - Part 4B - Private Passenger Auto Liability/Medical .....	68
Schedule P - Part 4C - Commercial Auto/Truck Liability/Medical .....	68
Schedule P - Part 4D - Workers' Compensation (Excluding Excess Workers' Compensation) .....	68
Schedule P - Part 4E - Commercial Multiple Peril .....	68
Schedule P - Part 4F - Section 1 - Medical Professional Liability - Occurrence .....	69
Schedule P - Part 4F - Section 2 - Medical Professional Liability - Claims-Made .....	69
Schedule P - Part 4G - Special Liability (Ocean Marine, Aircraft (All Perils), Boiler and Machinery) .....	69
Schedule P - Part 4H - Section 1 - Other Liability - Occurrence .....	69
Schedule P - Part 4H - Section 2 - Other Liability - Claims-Made .....	69
Schedule P - Part 4I - Special Property (Fire, Allied Lines, Inland Marine, Earthquake, Burglary and Theft) .....	70
Schedule P - Part 4J - Auto Physical Damage .....	70
Schedule P - Part 4K - Fidelity/Surety .....	70
Schedule P - Part 4L - Other (Including Credit, Accident and Health) .....	70
Schedule P - Part 4M - International .....	70
Schedule P - Part 4N - Reinsurance - Nonproportional Assumed Property .....	71
Schedule P - Part 4O - Reinsurance - Nonproportional Assumed Liability .....	71
Schedule P - Part 4P - Reinsurance - Nonproportional Assumed Financial Lines .....	71
Schedule P - Part 4R - Section 1 - Products Liability - Occurrence .....	72
Schedule P - Part 4R - Section 2 - Products Liability - Claims-Made .....	72
Schedule P - Part 4S - Financial Guaranty/Mortgage Guaranty .....	72
Schedule P - Part 4T - Warranty .....	72
Schedule P - Part 5A - Homeowners/Farmowners .....	73
Schedule P - Part 5B - Private Passenger Auto Liability/Medical .....	74
Schedule P - Part 5C - Commercial Auto/Truck Liability/Medical .....	75
Schedule P - Part 5D - Workers' Compensation (Excluding Excess Workers' Compensation) .....	76
Schedule P - Part 5E - Commercial Multiple Peril .....	77
Schedule P - Part 5F - Medical Professional Liability - Claims-Made .....	79
Schedule P - Part 5F - Medical Professional Liability - Occurrence .....	78
Schedule P - Part 5H - Other Liability - Claims-Made .....	81
Schedule P - Part 5H - Other Liability - Occurrence .....	80
Schedule P - Part 5R - Products Liability - Claims-Made .....	83
Schedule P - Part 5R - Products Liability - Occurrence .....	82
Schedule P - Part 5T - Warranty .....	84
Schedule P - Part 6C - Commercial Auto/Truck Liability/Medical .....	85
Schedule P - Part 6D - Workers' Compensation (Excluding Excess Workers' Compensation) .....	85
Schedule P - Part 6E - Commercial Multiple Peril .....	86
Schedule P - Part 6H - Other Liability - Claims-Made .....	87
Schedule P - Part 6H - Other Liability - Occurrence .....	86
Schedule P - Part 6M - International .....	87
Schedule P - Part 6N - Reinsurance - Nonproportional Assumed Property .....	88
Schedule P - Part 6O - Reinsurance - Nonproportional Assumed Liability .....	88
Schedule P - Part 6R - Products Liability - Claims-Made .....	89
Schedule P - Part 6R - Products Liability - Occurrence .....	89
Schedule P - Part 7A - Primary Loss Sensitive Contracts .....	90
Schedule P - Part 7B - Reinsurance Loss Sensitive Contracts .....	92
Schedule P Interrogatories .....	94
Schedule T - Exhibit of Premiums Written .....	95
Schedule T - Part 2 - Interstate Compact .....	96
Schedule Y - Information Concerning Activities of Insurer Members of a Holding Company Group .....	97
Schedule Y - Part 1A - Detail of Insurance Holding Company System .....	98
Schedule Y - Part 2 - Summary of Insurer's Transactions With Any Affiliates .....	99
Statement of Income .....	4
Summary Investment Schedule .....	SI01
Supplemental Exhibits and Schedules Interrogatories .....	100
Underwriting and Investment Exhibit Part 1 .....	6
Underwriting and Investment Exhibit Part 1A .....	7
Underwriting and Investment Exhibit Part 1B .....	8
Underwriting and Investment Exhibit Part 2 .....	9
Underwriting and Investment Exhibit Part 2A .....	10
Underwriting and Investment Exhibit Part 3 .....	11