



ANNUAL STATEMENT
 FOR THE YEAR ENDED DECEMBER 31, 2012
 OF THE CONDITION AND AFFAIRS OF THE

Excess Share Insurance Corporation

NAIC Group Code 0359, 0359 NAIC Company Code 10003 Employer's ID Number 31-1383517
(Current Period) (Prior Period)

Organized under the Laws of OH - Ohio, State of Domicile or Port of Entry Ohio

Country of Domicile US

Incorporated/Organized August 17, 1993 Commenced Business December 22, 1993

Statutory Home Office 5656 Frantz Rd., Dublin, Ohio 43017
(Street and Number, City or Town, State, Country and Zip Code)

Main Administrative Office 5656 Frantz Rd., Dublin, Ohio 43017 614-764-1900
(Street and Number, City or Town, State, Country and Zip Code) (Area Code) (Telephone Number)

Mail Address 5656 Frantz Rd., Dublin, Ohio 43017
(Street and Number or P.O. Box, City or Town, State, Country and Zip Code)

Primary Location of Books and Records 5656 Frantz Rd., Dublin, Ohio 43017
(Street and Number, City or Town, State, Country and Zip Code)
614-764-1900
(Area Code) (Telephone Number)

Internet Website Address www.excessshare.com

Statutory Statement Contact Curtis Lee Robson 614-764-1900 X 133
(Name) (Area Code) (Telephone Number) (Extension)
crobson@americanshare.com 614-764-1493
(E-Mail Address) (Fax Number)

OFFICERS

Dennis Roy Adams (President)
 Curtis Lee Robson (Secretary)
 Curtis Lee Robson (Treasurer)

OTHER OFFICERS

DIRECTORS OR TRUSTEES

Dennis Roy Adams
 Curtis Lee Robson
 Bruce Allen Ingraham
 Elizabeth Ann Calderone
 James Crider Miles

State of Ohio }
 County of Franklin } SS

The officers of this reporting entity being duly sworn, each depose and say that they are the described officers of said reporting entity, and that on the reporting period stated above, all of the herein described assets were the absolute property of the said reporting entity, free and clear from any liens or claims thereon, except as herein stated, and that this statement, together with related exhibits, schedules and explanations therein contained, annexed or referred to, is a full and true statement of all the assets and liabilities and of the condition and affairs of the said reporting entity as of the reporting period stated above, and of its income and deductions therefrom for the period ended, and have been completed in accordance with the NAIC Annual Statement Instructions and Accounting Practices and Procedures manual except to the extent that: (1) state law may differ; or, (2) that state rules or regulations require differences in reporting not related to accounting practices and procedures, according to the best of their information, knowledge and belief, respectively. Furthermore, the scope of this attestation by the described officers also includes the related corresponding electronic filing with the NAIC, when required, that is an exact copy (except for formatting differences due to electronic filing) of the enclosed statement. The electronic filing may be requested by various regulators in lieu of or in addition to the enclosed statement.

 Dennis Roy Adams
 President
 Subscribed and sworn to before me this
 day of February, 2013

 Curtis Lee Robson
 Secretary

 Curtis Lee Robson
 Treasurer
 a. Is this an original filing? Yes (X) No ()
 b. If no: 1. State the amendment number _____
 2. Date filed _____
 3. Number of pages attached _____



EXHIBIT OF PREMIUMS AND LOSSES (Statutory Page 14)
BUSINESS IN THE STATE OF ALABAMA DURING THE YEAR 2012

Line of Business	Gross Premiums, Including Policy and Membership Fees, Less Return Premiums and Premiums on Policies not Taken		3 Dividends Paid or Credited to Policyholders on Direct Business	4 Direct Unearned Premium Reserves	5 Direct Losses Paid (deducting salvage)	6 Direct Losses Incurred	7 Direct Losses Unpaid	8 Direct Defense and Cost Containment Expense Paid	9 Direct Defense and Cost Containment Expense Incurred	10 Direct Defense and Cost Containment Expense Unpaid	11 Commissions and Brokerage Expenses	12 Taxes, Licenses and Fees
	1 Direct Premiums Written	2 Direct Premiums Earned										
1. Fire												
2.1 Allied lines												
2.2 Multiple peril crop												
2.3 Federal flood												
3. Farmowners multiple peril												
4. Homeowners multiple peril												
5.1 Commercial multiple peril (non-liability portion)												
5.2 Commercial multiple peril (liability portion)												
6. Mortgage guaranty												
8. Ocean marine												
9. Inland marine												
10. Financial guaranty												
11. Medical professional liability												
12. Earthquake												
13. Group accident and health (b)												
14. Credit A and H (group and individual)												
15.1 Collectively renewable A and H (b)												
15.2 Non-cancelable A and H (b)												
15.3 Guaranteed renewable A and H (b)												
15.4 Non-renewable for stated reasons only (b)												
15.5 Other accident only												
15.6 Medicare Title XVIII exempt from state taxes or fees												
15.7 All other A and H (b)												
15.8 Federal employees health benefits program premium (b)												
16. Workers' compensation												
17.1 Other liability - occurrence												
17.2 Other liability - claims-made												
17.3 Excess workers' compensation												
18. Products liability												
19.1 Private passenger auto no-fault (personal injury protection)												
19.2 Other private passenger auto liability												
19.3 Commercial auto no-fault (personal injury protection)												
19.4 Other commercial auto liability												
21.1 Private passenger auto physical damage												
21.2 Commercial auto physical damage												
22. Aircraft (all perils)												
23. Fidelity												
24. Surety												
26. Burglary and theft												
27. Boiler and machinery												
28. Credit												
30. Warranty												
34. Aggregate write-ins for other lines of business	100,271	100,271										6,261
35. TOTALS (a)	100,271	100,271										6,261
DETAILS OF WRITE-INS												
3401. Guaranty of Excess Share Deposits in Credit Unions	100,271	100,271										6,261
3402.												
3403.												
3498. Summary of remaining write-ins for Line 34 from overflow page												
3499. Totals (Line 3401 through Line 3403 plus Line 3498) (Line 34 above)	100,271	100,271										6,261

19AL

(a) Finance and service charges not included in Line 1 to Line 35 \$
 (b) For health business on indicated lines report: Number of persons insured under PPO managed care products and number of persons insured under indemnity only products



EXHIBIT OF PREMIUMS AND LOSSES (Statutory Page 14)
BUSINESS IN THE STATE OF ARKANSAS DURING THE YEAR 2012

Line of Business	Gross Premiums, Including Policy and Membership Fees, Less Return Premiums and Premiums on Policies not Taken		3 Dividends Paid or Credited to Policyholders on Direct Business	4 Direct Unearned Premium Reserves	5 Direct Losses Paid (deducting salvage)	6 Direct Losses Incurred	7 Direct Losses Unpaid	8 Direct Defense and Cost Containment Expense Paid	9 Direct Defense and Cost Containment Expense Incurred	10 Direct Defense and Cost Containment Expense Unpaid	11 Commissions and Brokerage Expenses	12 Taxes, Licenses and Fees
	1 Direct Premiums Written	2 Direct Premiums Earned										
1. Fire												
2.1 Allied lines												
2.2 Multiple peril crop												
2.3 Federal flood												
3. Farmowners multiple peril												
4. Homeowners multiple peril												
5.1 Commercial multiple peril (non-liability portion)												
5.2 Commercial multiple peril (liability portion)												
6. Mortgage guaranty												
8. Ocean marine												
9. Inland marine												
10. Financial guaranty												
11. Medical professional liability												
12. Earthquake												
13. Group accident and health (b)												
14. Credit A and H (group and individual)												
15.1 Collectively renewable A and H (b)												
15.2 Non-cancelable A and H (b)												
15.3 Guaranteed renewable A and H (b)												
15.4 Non-renewable for stated reasons only (b)												
15.5 Other accident only												
15.6 Medicare Title XVIII exempt from state taxes or fees												
15.7 All other A and H (b)												
15.8 Federal employees health benefits program premium (b)												
16. Workers' compensation												
17.1 Other liability - occurrence												
17.2 Other liability - claims-made												
17.3 Excess workers' compensation												
18. Products liability												
19.1 Private passenger auto no-fault (personal injury protection)												
19.2 Other private passenger auto liability												
19.3 Commercial auto no-fault (personal injury protection)												
19.4 Other commercial auto liability												
21.1 Private passenger auto physical damage												
21.2 Commercial auto physical damage												
22. Aircraft (all perils)												
23. Fidelity												
24. Surety												
26. Burglary and theft												
27. Boiler and machinery												
28. Credit												
30. Warranty												
34. Aggregate write-ins for other lines of business	13,059	13,059										2,174
35. TOTALS (a)	13,059	13,059										2,174
DETAILS OF WRITE-INS												
3401. Guaranty of Excess Share Deposits in Credit Unions	13,059	13,059										2,174
3402.												
3403.												
3498. Summary of remaining write-ins for Line 34 from overflow page												
3499. Totals (Line 3401 through Line 3403 plus Line 3498) (Line 34 above)	13,059	13,059										2,174

19AR

(a) Finance and service charges not included in Line 1 to Line 35 \$
 (b) For health business on indicated lines report: Number of persons insured under PPO managed care products and number of persons insured under indemnity only products



EXHIBIT OF PREMIUMS AND LOSSES (Statutory Page 14)
BUSINESS IN THE STATE OF COLORADO DURING THE YEAR 2012

Line of Business	Gross Premiums, Including Policy and Membership Fees, Less Return Premiums and Premiums on Policies not Taken		3 Dividends Paid or Credited to Policyholders on Direct Business	4 Direct Unearned Premium Reserves	5 Direct Losses Paid (deducting salvage)	6 Direct Losses Incurred	7 Direct Losses Unpaid	8 Direct Defense and Cost Containment Expense Paid	9 Direct Defense and Cost Containment Expense Incurred	10 Direct Defense and Cost Containment Expense Unpaid	11 Commissions and Brokerage Expenses	12 Taxes, Licenses and Fees
	1 Direct Premiums Written	2 Direct Premiums Earned										
1. Fire												
2.1 Allied lines												
2.2 Multiple peril crop												
2.3 Federal flood												
3. Farmowners multiple peril												
4. Homeowners multiple peril												
5.1 Commercial multiple peril (non-liability portion)												
5.2 Commercial multiple peril (liability portion)												
6. Mortgage guaranty												
8. Ocean marine												
9. Inland marine												
10. Financial guaranty												
11. Medical professional liability												
12. Earthquake												
13. Group accident and health (b)												
14. Credit A and H (group and individual)												
15.1 Collectively renewable A and H (b)												
15.2 Non-cancelable A and H (b)												
15.3 Guaranteed renewable A and H (b)												
15.4 Non-renewable for stated reasons only (b)												
15.5 Other accident only												
15.6 Medicare Title XVIII exempt from state taxes or fees												
15.7 All other A and H (b)												
15.8 Federal employees health benefits program premium (b)												
16. Workers' compensation												
17.1 Other liability - occurrence												
17.2 Other liability - claims-made												
17.3 Excess workers' compensation												
18. Products liability												
19.1 Private passenger auto no-fault (personal injury protection)												
19.2 Other private passenger auto liability												
19.3 Commercial auto no-fault (personal injury protection)												
19.4 Other commercial auto liability												
21.1 Private passenger auto physical damage												
21.2 Commercial auto physical damage												
22. Aircraft (all perils)												
23. Fidelity												
24. Surety												
26. Burglary and theft												
27. Boiler and machinery												
28. Credit												
30. Warranty												
34. Aggregate write-ins for other lines of business	3,032	3,032										1,490
35. TOTALS (a)	3,032	3,032										1,490
DETAILS OF WRITE-INS												
3401. Guaranty of Excess Share Deposits in Credit Unions	3,032	3,032										1,490
3402.												
3403.												
3498. Summary of remaining write-ins for Line 34 from overflow page												
3499. Totals (Line 3401 through Line 3403 plus Line 3498) (Line 34 above)	3,032	3,032										1,490

19CO

(a) Finance and service charges not included in Line 1 to Line 35 \$
 (b) For health business on indicated lines report: Number of persons insured under PPO managed care products and number of persons insured under indemnity only products



EXHIBIT OF PREMIUMS AND LOSSES (Statutory Page 14)
BUSINESS IN THE STATE OF DELAWARE DURING THE YEAR 2012

Line of Business	Gross Premiums, Including Policy and Membership Fees, Less Return Premiums and Premiums on Policies not Taken		3 Dividends Paid or Credited to Policyholders on Direct Business	4 Direct Unearned Premium Reserves	5 Direct Losses Paid (deducting salvage)	6 Direct Losses Incurred	7 Direct Losses Unpaid	8 Direct Defense and Cost Containment Expense Paid	9 Direct Defense and Cost Containment Expense Incurred	10 Direct Defense and Cost Containment Expense Unpaid	11 Commissions and Brokerage Expenses	12 Taxes, Licenses and Fees
	1 Direct Premiums Written	2 Direct Premiums Earned										
1. Fire												
2.1 Allied lines												
2.2 Multiple peril crop												
2.3 Federal flood												
3. Farmowners multiple peril												
4. Homeowners multiple peril												
5.1 Commercial multiple peril (non-liability portion)												
5.2 Commercial multiple peril (liability portion)												
6. Mortgage guaranty												
8. Ocean marine												
9. Inland marine												
10. Financial guaranty												
11. Medical professional liability												
12. Earthquake												
13. Group accident and health (b)												
14. Credit A and H (group and individual)												
15.1 Collectively renewable A and H (b)												
15.2 Non-cancelable A and H (b)												
15.3 Guaranteed renewable A and H (b)												
15.4 Non-renewable for stated reasons only (b)												
15.5 Other accident only												
15.6 Medicare Title XVIII exempt from state taxes or fees												
15.7 All other A and H (b)												
15.8 Federal employees health benefits program premium (b)												
16. Workers' compensation												
17.1 Other liability - occurrence												
17.2 Other liability - claims-made												
17.3 Excess workers' compensation												
18. Products liability												
19.1 Private passenger auto no-fault (personal injury protection)												
19.2 Other private passenger auto liability												
19.3 Commercial auto no-fault (personal injury protection)												
19.4 Other commercial auto liability												
21.1 Private passenger auto physical damage												
21.2 Commercial auto physical damage												
22. Aircraft (all perils)												
23. Fidelity												
24. Surety												
26. Burglary and theft												
27. Boiler and machinery												
28. Credit												
30. Warranty												
34. Aggregate write-ins for other lines of business	29,938	29,938										2,060
35. TOTALS (a)	29,938	29,938										2,060
DETAILS OF WRITE-INS												
3401. Guaranty of Excess Share Deposits in Credit Unions	29,938	29,938										2,060
3402.												
3403.												
3498. Summary of remaining write-ins for Line 34 from overflow page												
3499. Totals (Line 3401 through Line 3403 plus Line 3498) (Line 34 above)	29,938	29,938										2,060

19DE

(a) Finance and service charges not included in Line 1 to Line 35 \$
 (b) For health business on indicated lines report: Number of persons insured under PPO managed care products and number of persons insured under indemnity only products



EXHIBIT OF PREMIUMS AND LOSSES (Statutory Page 14)
BUSINESS IN THE STATE OF DISTRICT OF COLUMBIA DURING THE YEAR 2012

Line of Business	Gross Premiums, Including Policy and Membership Fees, Less Return Premiums and Premiums on Policies not Taken		3 Dividends Paid or Credited to Policyholders on Direct Business	4 Direct Unearned Premium Reserves	5 Direct Losses Paid (deducting salvage)	6 Direct Losses Incurred	7 Direct Losses Unpaid	8 Direct Defense and Cost Containment Expense Paid	9 Direct Defense and Cost Containment Expense Incurred	10 Direct Defense and Cost Containment Expense Unpaid	11 Commissions and Brokerage Expenses	12 Taxes, Licenses and Fees
	1 Direct Premiums Written	2 Direct Premiums Earned										
1. Fire												
2.1 Allied lines												
2.2 Multiple peril crop												
2.3 Federal flood												
3. Farmowners multiple peril												
4. Homeowners multiple peril												
5.1 Commercial multiple peril (non-liability portion)												
5.2 Commercial multiple peril (liability portion)												
6. Mortgage guaranty												
8. Ocean marine												
9. Inland marine												
10. Financial guaranty												
11. Medical professional liability												
12. Earthquake												
13. Group accident and health (b)												
14. Credit A and H (group and individual)												
15.1 Collectively renewable A and H (b)												
15.2 Non-cancelable A and H (b)												
15.3 Guaranteed renewable A and H (b)												
15.4 Non-renewable for stated reasons only (b)												
15.5 Other accident only												
15.6 Medicare Title XVIII exempt from state taxes or fees												
15.7 All other A and H (b)												
15.8 Federal employees health benefits program premium (b)												
16. Workers' compensation												
17.1 Other liability - occurrence												
17.2 Other liability - claims-made												
17.3 Excess workers' compensation												
18. Products liability												
19.1 Private passenger auto no-fault (personal injury protection)												
19.2 Other private passenger auto liability												
19.3 Commercial auto no-fault (personal injury protection)												
19.4 Other commercial auto liability												
21.1 Private passenger auto physical damage												
21.2 Commercial auto physical damage												
22. Aircraft (all perils)												
23. Fidelity												
24. Surety												
26. Burglary and theft												
27. Boiler and machinery												
28. Credit												
30. Warranty												
34. Aggregate write-ins for other lines of business	21,157	21,157										2,336
35. TOTALS (a)	21,157	21,157										2,336
DETAILS OF WRITE-INS												
3401. Guaranty of Excess Share Deposits in Credit Unions	21,157	21,157										2,336
3402.												
3403.												
3498. Summary of remaining write-ins for Line 34 from overflow page												
3499. Totals (Line 3401 through Line 3403 plus Line 3498) (Line 34 above)	21,157	21,157										2,336

19DC

(a) Finance and service charges not included in Line 1 to Line 35 \$
 (b) For health business on indicated lines report: Number of persons insured under PPO managed care products and number of persons insured under indemnity only products



EXHIBIT OF PREMIUMS AND LOSSES (Statutory Page 14)
BUSINESS IN THE STATE OF FLORIDA DURING THE YEAR 2012

Line of Business	Gross Premiums, Including Policy and Membership Fees, Less Return Premiums and Premiums on Policies not Taken		3 Dividends Paid or Credited to Policyholders on Direct Business	4 Direct Unearned Premium Reserves	5 Direct Losses Paid (deducting salvage)	6 Direct Losses Incurred	7 Direct Losses Unpaid	8 Direct Defense and Cost Containment Expense Paid	9 Direct Defense and Cost Containment Expense Incurred	10 Direct Defense and Cost Containment Expense Unpaid	11 Commissions and Brokerage Expenses	12 Taxes, Licenses and Fees
	1 Direct Premiums Written	2 Direct Premiums Earned										
1. Fire												
2.1 Allied lines												
2.2 Multiple peril crop												
2.3 Federal flood												
3. Farmowners multiple peril												
4. Homeowners multiple peril												
5.1 Commercial multiple peril (non-liability portion)												
5.2 Commercial multiple peril (liability portion)												
6. Mortgage guaranty												
8. Ocean marine												
9. Inland marine												
10. Financial guaranty												
11. Medical professional liability												
12. Earthquake												
13. Group accident and health (b)												
14. Credit A and H (group and individual)												
15.1 Collectively renewable A and H (b)												
15.2 Non-cancelable A and H (b)												
15.3 Guaranteed renewable A and H (b)												
15.4 Non-renewable for stated reasons only (b)												
15.5 Other accident only												
15.6 Medicare Title XVIII exempt from state taxes or fees												
15.7 All other A and H (b)												
15.8 Federal employees health benefits program premium (b)												
16. Workers' compensation												
17.1 Other liability - occurrence												
17.2 Other liability - claims-made												
17.3 Excess workers' compensation												
18. Products liability												
19.1 Private passenger auto no-fault (personal injury protection)												
19.2 Other private passenger auto liability												
19.3 Commercial auto no-fault (personal injury protection)												
19.4 Other commercial auto liability												
21.1 Private passenger auto physical damage												
21.2 Commercial auto physical damage												
22. Aircraft (all perils)												
23. Fidelity												
24. Surety												
26. Burglary and theft												
27. Boiler and machinery												
28. Credit												
30. Warranty												
34. Aggregate write-ins for other lines of business	59,391	59,391										6,281
35. TOTALS (a)	59,391	59,391										6,281
DETAILS OF WRITE-INS												
3401. Guaranty of Excess Share Deposits in Credit Unions	59,391	59,391										6,281
3402.												
3403.												
3498. Summary of remaining write-ins for Line 34 from overflow page												
3499. Totals (Line 3401 through Line 3403 plus Line 3498) (Line 34 above)	59,391	59,391										6,281

19FL

(a) Finance and service charges not included in Line 1 to Line 35 \$
 (b) For health business on indicated lines report: Number of persons insured under PPO managed care products and number of persons insured under indemnity only products



EXHIBIT OF PREMIUMS AND LOSSES (Statutory Page 14)
BUSINESS IN THE STATE OF GEORGIA DURING THE YEAR 2012

Line of Business	Gross Premiums, Including Policy and Membership Fees, Less Return Premiums and Premiums on Policies not Taken		3 Dividends Paid or Credited to Policyholders on Direct Business	4 Direct Unearned Premium Reserves	5 Direct Losses Paid (deducting salvage)	6 Direct Losses Incurred	7 Direct Losses Unpaid	8 Direct Defense and Cost Containment Expense Paid	9 Direct Defense and Cost Containment Expense Incurred	10 Direct Defense and Cost Containment Expense Unpaid	11 Commissions and Brokerage Expenses	12 Taxes, Licenses and Fees
	1 Direct Premiums Written	2 Direct Premiums Earned										
1. Fire												
2.1 Allied lines												
2.2 Multiple peril crop												
2.3 Federal flood												
3. Farmowners multiple peril												
4. Homeowners multiple peril												
5.1 Commercial multiple peril (non-liability portion)												
5.2 Commercial multiple peril (liability portion)												
6. Mortgage guaranty												
8. Ocean marine												
9. Inland marine												
10. Financial guaranty												
11. Medical professional liability												
12. Earthquake												
13. Group accident and health (b)												
14. Credit A and H (group and individual)												
15.1 Collectively renewable A and H (b)												
15.2 Non-cancelable A and H (b)												
15.3 Guaranteed renewable A and H (b)												
15.4 Non-renewable for stated reasons only (b)												
15.5 Other accident only												
15.6 Medicare Title XVIII exempt from state taxes or fees												
15.7 All other A and H (b)												
15.8 Federal employees health benefits program premium (b)												
16. Workers' compensation												
17.1 Other liability - occurrence												
17.2 Other liability - claims-made												
17.3 Excess workers' compensation												
18. Products liability												
19.1 Private passenger auto no-fault (personal injury protection)												
19.2 Other private passenger auto liability												
19.3 Commercial auto no-fault (personal injury protection)												
19.4 Other commercial auto liability												
21.1 Private passenger auto physical damage												
21.2 Commercial auto physical damage												
22. Aircraft (all perils)												
23. Fidelity												
24. Surety												
26. Burglary and theft												
27. Boiler and machinery												
28. Credit												
30. Warranty												
34. Aggregate write-ins for other lines of business	16,787	16,787										2,101
35. TOTALS (a)	16,787	16,787										2,101
DETAILS OF WRITE-INS												
3401. Guaranty of Excess Share Deposits in Credit Unions	16,787	16,787										2,101
3402.												
3403.												
3498. Summary of remaining write-ins for Line 34 from overflow page												
3499. Totals (Line 3401 through Line 3403 plus Line 3498) (Line 34 above)	16,787	16,787										2,101

19GA

(a) Finance and service charges not included in Line 1 to Line 35 \$
 (b) For health business on indicated lines report: Number of persons insured under PPO managed care products and number of persons insured under indemnity only products



EXHIBIT OF PREMIUMS AND LOSSES (Statutory Page 14)
BUSINESS IN THE STATE OF HAWAII DURING THE YEAR 2012

Line of Business	Gross Premiums, Including Policy and Membership Fees, Less Return Premiums and Premiums on Policies not Taken		3 Dividends Paid or Credited to Policyholders on Direct Business	4 Direct Unearned Premium Reserves	5 Direct Losses Paid (deducting salvage)	6 Direct Losses Incurred	7 Direct Losses Unpaid	8 Direct Defense and Cost Containment Expense Paid	9 Direct Defense and Cost Containment Expense Incurred	10 Direct Defense and Cost Containment Expense Unpaid	11 Commissions and Brokerage Expenses	12 Taxes, Licenses and Fees
	1 Direct Premiums Written	2 Direct Premiums Earned										
1. Fire												
2.1 Allied lines												
2.2 Multiple peril crop												
2.3 Federal flood												
3. Farmowners multiple peril												
4. Homeowners multiple peril												
5.1 Commercial multiple peril (non-liability portion)												
5.2 Commercial multiple peril (liability portion)												
6. Mortgage guaranty												
8. Ocean marine												
9. Inland marine												
10. Financial guaranty												
11. Medical professional liability												
12. Earthquake												
13. Group accident and health (b)												
14. Credit A and H (group and individual)												
15.1 Collectively renewable A and H (b)												
15.2 Non-cancelable A and H (b)												
15.3 Guaranteed renewable A and H (b)												
15.4 Non-renewable for stated reasons only (b)												
15.5 Other accident only												
15.6 Medicare Title XVIII exempt from state taxes or fees												
15.7 All other A and H (b)												
15.8 Federal employees health benefits program premium (b)												
16. Workers' compensation												
17.1 Other liability - occurrence												
17.2 Other liability - claims-made												
17.3 Excess workers' compensation												
18. Products liability												
19.1 Private passenger auto no-fault (personal injury protection)												
19.2 Other private passenger auto liability												
19.3 Commercial auto no-fault (personal injury protection)												
19.4 Other commercial auto liability												
21.1 Private passenger auto physical damage												
21.2 Commercial auto physical damage												
22. Aircraft (all perils)												
23. Fidelity												
24. Surety												
26. Burglary and theft												
27. Boiler and machinery												
28. Credit												
30. Warranty												
34. Aggregate write-ins for other lines of business												2,025
35. TOTALS (a)												2,025
DETAILS OF WRITE-INS												
3401. Guaranty of Excess Share Deposits in Credit Unions												2,025
3402.												
3403.												
3498. Summary of remaining write-ins for Line 34 from overflow page												
3499. Totals (Line 3401 through Line 3403 plus Line 3498) (Line 34 above)												2,025

19H1

(a) Finance and service charges not included in Line 1 to Line 35 \$
 (b) For health business on indicated lines report: Number of persons insured under PPO managed care products and number of persons insured under indemnity only products



EXHIBIT OF PREMIUMS AND LOSSES (Statutory Page 14)
BUSINESS IN THE STATE OF IDAHO DURING THE YEAR 2012

Line of Business	Gross Premiums, Including Policy and Membership Fees, Less Return Premiums and Premiums on Policies not Taken		3 Dividends Paid or Credited to Policyholders on Direct Business	4 Direct Unearned Premium Reserves	5 Direct Losses Paid (deducting salvage)	6 Direct Losses Incurred	7 Direct Losses Unpaid	8 Direct Defense and Cost Containment Expense Paid	9 Direct Defense and Cost Containment Expense Incurred	10 Direct Defense and Cost Containment Expense Unpaid	11 Commissions and Brokerage Expenses	12 Taxes, Licenses and Fees
	1 Direct Premiums Written	2 Direct Premiums Earned										
1. Fire												
2.1 Allied lines												
2.2 Multiple peril crop												
2.3 Federal flood												
3. Farmowners multiple peril												
4. Homeowners multiple peril												
5.1 Commercial multiple peril (non-liability portion)												
5.2 Commercial multiple peril (liability portion)												
6. Mortgage guaranty												
8. Ocean marine												
9. Inland marine												
10. Financial guaranty												
11. Medical professional liability												
12. Earthquake												
13. Group accident and health (b)												
14. Credit A and H (group and individual)												
15.1 Collectively renewable A and H (b)												
15.2 Non-cancelable A and H (b)												
15.3 Guaranteed renewable A and H (b)												
15.4 Non-renewable for stated reasons only (b)												
15.5 Other accident only												
15.6 Medicare Title XVIII exempt from state taxes or fees												
15.7 All other A and H (b)												
15.8 Federal employees health benefits program premium (b)												
16. Workers' compensation												
17.1 Other liability - occurrence												
17.2 Other liability - claims-made												
17.3 Excess workers' compensation												
18. Products liability												
19.1 Private passenger auto no-fault (personal injury protection)												
19.2 Other private passenger auto liability												
19.3 Commercial auto no-fault (personal injury protection)												
19.4 Other commercial auto liability												
21.1 Private passenger auto physical damage												
21.2 Commercial auto physical damage												
22. Aircraft (all perils)												
23. Fidelity												
24. Surety												
26. Burglary and theft												
27. Boiler and machinery												
28. Credit												
30. Warranty												
34. Aggregate write-ins for other lines of business	18,719	18,719										2,929
35. TOTALS (a)	18,719	18,719										2,929
DETAILS OF WRITE-INS												
3401. Guaranty of Excess Share Deposits in Credit Unions	18,719	18,719										2,929
3402.												
3403.												
3498. Summary of remaining write-ins for Line 34 from overflow page												
3499. Totals (Line 3401 through Line 3403 plus Line 3498) (Line 34 above)	18,719	18,719										2,929

191D

(a) Finance and service charges not included in Line 1 to Line 35 \$
 (b) For health business on indicated lines report: Number of persons insured under PPO managed care products and number of persons insured under indemnity only products



EXHIBIT OF PREMIUMS AND LOSSES (Statutory Page 14)
BUSINESS IN THE STATE OF ILLINOIS DURING THE YEAR 2012

Line of Business	Gross Premiums, Including Policy and Membership Fees, Less Return Premiums and Premiums on Policies not Taken		3 Dividends Paid or Credited to Policyholders on Direct Business	4 Direct Unearned Premium Reserves	5 Direct Losses Paid (deducting salvage)	6 Direct Losses Incurred	7 Direct Losses Unpaid	8 Direct Defense and Cost Containment Expense Paid	9 Direct Defense and Cost Containment Expense Incurred	10 Direct Defense and Cost Containment Expense Unpaid	11 Commissions and Brokerage Expenses	12 Taxes, Licenses and Fees
	1 Direct Premiums Written	2 Direct Premiums Earned										
1. Fire												
2.1 Allied lines												
2.2 Multiple peril crop												
2.3 Federal flood												
3. Farmowners multiple peril												
4. Homeowners multiple peril												
5.1 Commercial multiple peril (non-liability portion)												
5.2 Commercial multiple peril (liability portion)												
6. Mortgage guaranty												
8. Ocean marine												
9. Inland marine												
10. Financial guaranty												
11. Medical professional liability												
12. Earthquake												
13. Group accident and health (b)												
14. Credit A and H (group and individual)												
15.1 Collectively renewable A and H (b)												
15.2 Non-cancelable A and H (b)												
15.3 Guaranteed renewable A and H (b)												
15.4 Non-renewable for stated reasons only (b)												
15.5 Other accident only												
15.6 Medicare Title XVIII exempt from state taxes or fees												
15.7 All other A and H (b)												
15.8 Federal employees health benefits program premium (b)												
16. Workers' compensation												
17.1 Other liability - occurrence												
17.2 Other liability - claims-made												
17.3 Excess workers' compensation												
18. Products liability												
19.1 Private passenger auto no-fault (personal injury protection)												
19.2 Other private passenger auto liability												
19.3 Commercial auto no-fault (personal injury protection)												
19.4 Other commercial auto liability												
21.1 Private passenger auto physical damage												
21.2 Commercial auto physical damage												
22. Aircraft (all perils)												
23. Fidelity												
24. Surety												
26. Burglary and theft												
27. Boiler and machinery												
28. Credit												
30. Warranty												
34. Aggregate write-ins for other lines of business	186,128	186,128										2,869
35. TOTALS (a)	186,128	186,128										2,869
DETAILS OF WRITE-INS												
3401. Guaranty of Excess Share Deposits in Credit Unions	186,128	186,128										2,869
3402.												
3403.												
3498. Summary of remaining write-ins for Line 34 from overflow page												
3499. Totals (Line 3401 through Line 3403 plus Line 3498) (Line 34 above)	186,128	186,128										2,869

(a) Finance and service charges not included in Line 1 to Line 35 \$
 (b) For health business on indicated lines report: Number of persons insured under PPO managed care products and number of persons insured under indemnity only products



EXHIBIT OF PREMIUMS AND LOSSES (Statutory Page 14)
BUSINESS IN THE STATE OF INDIANA DURING THE YEAR 2012

Line of Business	Gross Premiums, Including Policy and Membership Fees, Less Return Premiums and Premiums on Policies not Taken		3 Dividends Paid or Credited to Policyholders on Direct Business	4 Direct Unearned Premium Reserves	5 Direct Losses Paid (deducting salvage)	6 Direct Losses Incurred	7 Direct Losses Unpaid	8 Direct Defense and Cost Containment Expense Paid	9 Direct Defense and Cost Containment Expense Incurred	10 Direct Defense and Cost Containment Expense Unpaid	11 Commissions and Brokerage Expenses	12 Taxes, Licenses and Fees
	1 Direct Premiums Written	2 Direct Premiums Earned										
1. Fire												
2.1 Allied lines												
2.2 Multiple peril crop												
2.3 Federal flood												
3. Farmowners multiple peril												
4. Homeowners multiple peril												
5.1 Commercial multiple peril (non-liability portion)												
5.2 Commercial multiple peril (liability portion)												
6. Mortgage guaranty												
8. Ocean marine												
9. Inland marine												
10. Financial guaranty												
11. Medical professional liability												
12. Earthquake												
13. Group accident and health (b)												
14. Credit A and H (group and individual)												
15.1 Collectively renewable A and H (b)												
15.2 Non-cancelable A and H (b)												
15.3 Guaranteed renewable A and H (b)												
15.4 Non-renewable for stated reasons only (b)												
15.5 Other accident only												
15.6 Medicare Title XVIII exempt from state taxes or fees												
15.7 All other A and H (b)												
15.8 Federal employees health benefits program premium (b)												
16. Workers' compensation												
17.1 Other liability - occurrence												
17.2 Other liability - claims-made												
17.3 Excess workers' compensation												
18. Products liability												
19.1 Private passenger auto no-fault (personal injury protection)												
19.2 Other private passenger auto liability												
19.3 Commercial auto no-fault (personal injury protection)												
19.4 Other commercial auto liability												
21.1 Private passenger auto physical damage												
21.2 Commercial auto physical damage												
22. Aircraft (all perils)												
23. Fidelity												
24. Surety												
26. Burglary and theft												
27. Boiler and machinery												
28. Credit												
30. Warranty												
34. Aggregate write-ins for other lines of business	106,151	106,151										3,445
35. TOTALS (a)	106,151	106,151										3,445
DETAILS OF WRITE-INS												
3401. Guaranty of Excess Share Deposits in Credit Unions	106,151	106,151										3,445
3402.												
3403.												
3498. Summary of remaining write-ins for Line 34 from overflow page												
3499. Totals (Line 3401 through Line 3403 plus Line 3498) (Line 34 above)	106,151	106,151										3,445

191N

(a) Finance and service charges not included in Line 1 to Line 35 \$
 (b) For health business on indicated lines report: Number of persons insured under PPO managed care products and number of persons insured under indemnity only products



EXHIBIT OF PREMIUMS AND LOSSES (Statutory Page 14)
BUSINESS IN THE STATE OF IOWA DURING THE YEAR 2012

Line of Business	Gross Premiums, Including Policy and Membership Fees, Less Return Premiums and Premiums on Policies not Taken		3 Dividends Paid or Credited to Policyholders on Direct Business	4 Direct Unearned Premium Reserves	5 Direct Losses Paid (deducting salvage)	6 Direct Losses Incurred	7 Direct Losses Unpaid	8 Direct Defense and Cost Containment Expense Paid	9 Direct Defense and Cost Containment Expense Incurred	10 Direct Defense and Cost Containment Expense Unpaid	11 Commissions and Brokerage Expenses	12 Taxes, Licenses and Fees
	1 Direct Premiums Written	2 Direct Premiums Earned										
1. Fire												
2.1 Allied lines												
2.2 Multiple peril crop												
2.3 Federal flood												
3. Farmowners multiple peril												
4. Homeowners multiple peril												
5.1 Commercial multiple peril (non-liability portion)												
5.2 Commercial multiple peril (liability portion)												
6. Mortgage guaranty												
8. Ocean marine												
9. Inland marine												
10. Financial guaranty												
11. Medical professional liability												
12. Earthquake												
13. Group accident and health (b)												
14. Credit A and H (group and individual)												
15.1 Collectively renewable A and H (b)												
15.2 Non-cancelable A and H (b)												
15.3 Guaranteed renewable A and H (b)												
15.4 Non-renewable for stated reasons only (b)												
15.5 Other accident only												
15.6 Medicare Title XVIII exempt from state taxes or fees												
15.7 All other A and H (b)												
15.8 Federal employees health benefits program premium (b)												
16. Workers' compensation												
17.1 Other liability - occurrence												
17.2 Other liability - claims-made												
17.3 Excess workers' compensation												
18. Products liability												
19.1 Private passenger auto no-fault (personal injury protection)												
19.2 Other private passenger auto liability												
19.3 Commercial auto no-fault (personal injury protection)												
19.4 Other commercial auto liability												
21.1 Private passenger auto physical damage												
21.2 Commercial auto physical damage												
22. Aircraft (all perils)												
23. Fidelity												
24. Surety												
26. Burglary and theft												
27. Boiler and machinery												
28. Credit												
30. Warranty												
34. Aggregate write-ins for other lines of business	16,403	16,403										870
35. TOTALS (a)	16,403	16,403										870
DETAILS OF WRITE-INS												
3401. Guaranty of Excess Share Deposits in Credit Unions	16,403	16,403										870
3402.												
3403.												
3498. Summary of remaining write-ins for Line 34 from overflow page												
3499. Totals (Line 3401 through Line 3403 plus Line 3498) (Line 34 above)	16,403	16,403										870

191A

(a) Finance and service charges not included in Line 1 to Line 35 \$
 (b) For health business on indicated lines report: Number of persons insured under PPO managed care products and number of persons insured under indemnity only products



EXHIBIT OF PREMIUMS AND LOSSES (Statutory Page 14)
BUSINESS IN THE STATE OF KANSAS DURING THE YEAR 2012

Line of Business	Gross Premiums, Including Policy and Membership Fees, Less Return Premiums and Premiums on Policies not Taken		3	4	5	6	7	8	9	10	11	12
	1 Direct Premiums Written	2 Direct Premiums Earned	Dividends Paid or Credited to Policyholders on Direct Business	Direct Unearned Premium Reserves	Direct Losses Paid (deducting salvage)	Direct Losses Incurred	Direct Losses Unpaid	Direct Defense and Cost Containment Expense Paid	Direct Defense and Cost Containment Expense Incurred	Direct Defense and Cost Containment Expense Unpaid	Commissions and Brokerage Expenses	Taxes, Licenses and Fees
1. Fire												
2.1 Allied lines												
2.2 Multiple peril crop												
2.3 Federal flood												
3. Farmowners multiple peril												
4. Homeowners multiple peril												
5.1 Commercial multiple peril (non-liability portion)												
5.2 Commercial multiple peril (liability portion)												
6. Mortgage guaranty												
8. Ocean marine												
9. Inland marine												
10. Financial guaranty												
11. Medical professional liability												
12. Earthquake												
13. Group accident and health (b)												
14. Credit A and H (group and individual)												
15.1 Collectively renewable A and H (b)												
15.2 Non-cancelable A and H (b)												
15.3 Guaranteed renewable A and H (b)												
15.4 Non-renewable for stated reasons only (b)												
15.5 Other accident only												
15.6 Medicare Title XVIII exempt from state taxes or fees												
15.7 All other A and H (b)												
15.8 Federal employees health benefits program premium (b)												
16. Workers' compensation												
17.1 Other liability - occurrence												
17.2 Other liability - claims-made												
17.3 Excess workers' compensation												
18. Products liability												
19.1 Private passenger auto no-fault (personal injury protection)												
19.2 Other private passenger auto liability												
19.3 Commercial auto no-fault (personal injury protection)												
19.4 Other commercial auto liability												
21.1 Private passenger auto physical damage												
21.2 Commercial auto physical damage												
22. Aircraft (all perils)												
23. Fidelity												
24. Surety												
26. Burglary and theft												
27. Boiler and machinery												
28. Credit												
30. Warranty												
34. Aggregate write-ins for other lines of business	12,475	12,475										1,118
35. TOTALS (a)	12,475	12,475										1,118
DETAILS OF WRITE-INS												
3401. Guaranty of Excess Share Deposits in Credit Unions	12,475	12,475										1,118
3402.												
3403.												
3498. Summary of remaining write-ins for Line 34 from overflow page												
3499. Totals (Line 3401 through Line 3403 plus Line 3498) (Line 34 above)	12,475	12,475										1,118

19KS

(a) Finance and service charges not included in Line 1 to Line 35 \$
 (b) For health business on indicated lines report: Number of persons insured under PPO managed care products and number of persons insured under indemnity only products



EXHIBIT OF PREMIUMS AND LOSSES (Statutory Page 14)
BUSINESS IN THE STATE OF KENTUCKY DURING THE YEAR 2012

Line of Business	Gross Premiums, Including Policy and Membership Fees, Less Return Premiums and Premiums on Policies not Taken		3 Dividends Paid or Credited to Policyholders on Direct Business	4 Direct Unearned Premium Reserves	5 Direct Losses Paid (deducting salvage)	6 Direct Losses Incurred	7 Direct Losses Unpaid	8 Direct Defense and Cost Containment Expense Paid	9 Direct Defense and Cost Containment Expense Incurred	10 Direct Defense and Cost Containment Expense Unpaid	11 Commissions and Brokerage Expenses	12 Taxes, Licenses and Fees
	1 Direct Premiums Written	2 Direct Premiums Earned										
1. Fire												
2.1 Allied lines												
2.2 Multiple peril crop												
2.3 Federal flood												
3. Farmowners multiple peril												
4. Homeowners multiple peril												
5.1 Commercial multiple peril (non-liability portion)												
5.2 Commercial multiple peril (liability portion)												
6. Mortgage guaranty												
8. Ocean marine												
9. Inland marine												
10. Financial guaranty												
11. Medical professional liability												
12. Earthquake												
13. Group accident and health (b)												
14. Credit A and H (group and individual)												
15.1 Collectively renewable A and H (b)												
15.2 Non-cancelable A and H (b)												
15.3 Guaranteed renewable A and H (b)												
15.4 Non-renewable for stated reasons only (b)												
15.5 Other accident only												
15.6 Medicare Title XVIII exempt from state taxes or fees												
15.7 All other A and H (b)												
15.8 Federal employees health benefits program premium (b)												
16. Workers' compensation												
17.1 Other liability - occurrence												
17.2 Other liability - claims-made												
17.3 Excess workers' compensation												
18. Products liability												
19.1 Private passenger auto no-fault (personal injury protection)												
19.2 Other private passenger auto liability												
19.3 Commercial auto no-fault (personal injury protection)												
19.4 Other commercial auto liability												
21.1 Private passenger auto physical damage												
21.2 Commercial auto physical damage												
22. Aircraft (all perils)												
23. Fidelity												
24. Surety												
26. Burglary and theft												
27. Boiler and machinery												
28. Credit												
30. Warranty												
34. Aggregate write-ins for other lines of business	22,691	22,691										2,185
35. TOTALS (a)	22,691	22,691										2,185
DETAILS OF WRITE-INS												
3401. Guaranty of Excess Share Deposits in Credit Unions	22,691	22,691										2,185
3402.												
3403.												
3498. Summary of remaining write-ins for Line 34 from overflow page												
3499. Totals (Line 3401 through Line 3403 plus Line 3498) (Line 34 above)	22,691	22,691										2,185

(a) Finance and service charges not included in Line 1 to Line 35 \$
 (b) For health business on indicated lines report: Number of persons insured under PPO managed care products and number of persons insured under indemnity only products

19KY



EXHIBIT OF PREMIUMS AND LOSSES (Statutory Page 14)
BUSINESS IN THE STATE OF MAINE DURING THE YEAR 2012

Line of Business	Gross Premiums, Including Policy and Membership Fees, Less Return Premiums and Premiums on Policies not Taken		3 Dividends Paid or Credited to Policyholders on Direct Business	4 Direct Unearned Premium Reserves	5 Direct Losses Paid (deducting salvage)	6 Direct Losses Incurred	7 Direct Losses Unpaid	8 Direct Defense and Cost Containment Expense Paid	9 Direct Defense and Cost Containment Expense Incurred	10 Direct Defense and Cost Containment Expense Unpaid	11 Commissions and Brokerage Expenses	12 Taxes, Licenses and Fees
	1 Direct Premiums Written	2 Direct Premiums Earned										
1. Fire												
2.1 Allied lines												
2.2 Multiple peril crop												
2.3 Federal flood												
3. Farmowners multiple peril												
4. Homeowners multiple peril												
5.1 Commercial multiple peril (non-liability portion)												
5.2 Commercial multiple peril (liability portion)												
6. Mortgage guaranty												
8. Ocean marine												
9. Inland marine												
10. Financial guaranty												
11. Medical professional liability												
12. Earthquake												
13. Group accident and health (b)												
14. Credit A and H (group and individual)												
15.1 Collectively renewable A and H (b)												
15.2 Non-cancelable A and H (b)												
15.3 Guaranteed renewable A and H (b)												
15.4 Non-renewable for stated reasons only (b)												
15.5 Other accident only												
15.6 Medicare Title XVIII exempt from state taxes or fees												
15.7 All other A and H (b)												
15.8 Federal employees health benefits program premium (b)												
16. Workers' compensation												
17.1 Other liability - occurrence												
17.2 Other liability - claims-made												
17.3 Excess workers' compensation												
18. Products liability												
19.1 Private passenger auto no-fault (personal injury protection)												
19.2 Other private passenger auto liability												
19.3 Commercial auto no-fault (personal injury protection)												
19.4 Other commercial auto liability												
21.1 Private passenger auto physical damage												
21.2 Commercial auto physical damage												
22. Aircraft (all perils)												
23. Fidelity												
24. Surety												
26. Burglary and theft												
27. Boiler and machinery												
28. Credit												
30. Warranty												
34. Aggregate write-ins for other lines of business	19,869	19,869										1,017
35. TOTALS (a)	19,869	19,869										1,017
DETAILS OF WRITE-INS												
3401. Guaranty of Excess Share Deposits in Credit Unions	19,869	19,869										1,017
3402.												
3403.												
3498. Summary of remaining write-ins for Line 34 from overflow page												
3499. Totals (Line 3401 through Line 3403 plus Line 3498) (Line 34 above)	19,869	19,869										1,017

(a) Finance and service charges not included in Line 1 to Line 35 \$
 (b) For health business on indicated lines report: Number of persons insured under PPO managed care products and number of persons insured under indemnity only products

19ME



EXHIBIT OF PREMIUMS AND LOSSES (Statutory Page 14)
BUSINESS IN THE STATE OF MARYLAND DURING THE YEAR 2012

Line of Business	Gross Premiums, Including Policy and Membership Fees, Less Return Premiums and Premiums on Policies not Taken		3 Dividends Paid or Credited to Policyholders on Direct Business	4 Direct Unearned Premium Reserves	5 Direct Losses Paid (deducting salvage)	6 Direct Losses Incurred	7 Direct Losses Unpaid	8 Direct Defense and Cost Containment Expense Paid	9 Direct Defense and Cost Containment Expense Incurred	10 Direct Defense and Cost Containment Expense Unpaid	11 Commissions and Brokerage Expenses	12 Taxes, Licenses and Fees
	1 Direct Premiums Written	2 Direct Premiums Earned										
1. Fire												
2.1 Allied lines												
2.2 Multiple peril crop												
2.3 Federal flood												
3. Farmowners multiple peril												
4. Homeowners multiple peril												
5.1 Commercial multiple peril (non-liability portion)												
5.2 Commercial multiple peril (liability portion)												
6. Mortgage guaranty												
8. Ocean marine												
9. Inland marine												
10. Financial guaranty												
11. Medical professional liability												
12. Earthquake												
13. Group accident and health (b)												
14. Credit A and H (group and individual)												
15.1 Collectively renewable A and H (b)												
15.2 Non-cancelable A and H (b)												
15.3 Guaranteed renewable A and H (b)												
15.4 Non-renewable for stated reasons only (b)												
15.5 Other accident only												
15.6 Medicare Title XVIII exempt from state taxes or fees												
15.7 All other A and H (b)												
15.8 Federal employees health benefits program premium (b)												
16. Workers' compensation												
17.1 Other liability - occurrence												
17.2 Other liability - claims-made												
17.3 Excess workers' compensation												
18. Products liability												
19.1 Private passenger auto no-fault (personal injury protection)												
19.2 Other private passenger auto liability												
19.3 Commercial auto no-fault (personal injury protection)												
19.4 Other commercial auto liability												
21.1 Private passenger auto physical damage												
21.2 Commercial auto physical damage												
22. Aircraft (all perils)												
23. Fidelity												
24. Surety												
26. Burglary and theft												
27. Boiler and machinery												
28. Credit												
30. Warranty												
34. Aggregate write-ins for other lines of business	80,564	80,564										3,821
35. TOTALS (a)	80,564	80,564										3,821
DETAILS OF WRITE-INS												
3401. Guaranty of Excess Share Deposits in Credit Unions	80,564	80,564										3,821
3402.												
3403.												
3498. Summary of remaining write-ins for Line 34 from overflow page												
3499. Totals (Line 3401 through Line 3403 plus Line 3498) (Line 34 above)	80,564	80,564										3,821

19MD

(a) Finance and service charges not included in Line 1 to Line 35 \$
 (b) For health business on indicated lines report: Number of persons insured under PPO managed care products and number of persons insured under indemnity only products



EXHIBIT OF PREMIUMS AND LOSSES (Statutory Page 14)
BUSINESS IN THE STATE OF MICHIGAN DURING THE YEAR 2012

Line of Business	Gross Premiums, Including Policy and Membership Fees, Less Return Premiums and Premiums on Policies not Taken		3 Dividends Paid or Credited to Policyholders on Direct Business	4 Direct Unearned Premium Reserves	5 Direct Losses Paid (deducting salvage)	6 Direct Losses Incurred	7 Direct Losses Unpaid	8 Direct Defense and Cost Containment Expense Paid	9 Direct Defense and Cost Containment Expense Incurred	10 Direct Defense and Cost Containment Expense Unpaid	11 Commissions and Brokerage Expenses	12 Taxes, Licenses and Fees
	1 Direct Premiums Written	2 Direct Premiums Earned										
1. Fire												
2.1 Allied lines												
2.2 Multiple peril crop												
2.3 Federal flood												
3. Farmowners multiple peril												
4. Homeowners multiple peril												
5.1 Commercial multiple peril (non-liability portion)												
5.2 Commercial multiple peril (liability portion)												
6. Mortgage guaranty												
8. Ocean marine												
9. Inland marine												
10. Financial guaranty												
11. Medical professional liability												
12. Earthquake												
13. Group accident and health (b)												
14. Credit A and H (group and individual)												
15.1 Collectively renewable A and H (b)												
15.2 Non-cancelable A and H (b)												
15.3 Guaranteed renewable A and H (b)												
15.4 Non-renewable for stated reasons only (b)												
15.5 Other accident only												
15.6 Medicare Title XVIII exempt from state taxes or fees												
15.7 All other A and H (b)												
15.8 Federal employees health benefits program premium (b)												
16. Workers' compensation												
17.1 Other liability - occurrence												
17.2 Other liability - claims-made												
17.3 Excess workers' compensation												
18. Products liability												
19.1 Private passenger auto no-fault (personal injury protection)												
19.2 Other private passenger auto liability												
19.3 Commercial auto no-fault (personal injury protection)												
19.4 Other commercial auto liability												
21.1 Private passenger auto physical damage												
21.2 Commercial auto physical damage												
22. Aircraft (all perils)												
23. Fidelity												
24. Surety												
26. Burglary and theft												
27. Boiler and machinery												
28. Credit												
30. Warranty												
34. Aggregate write-ins for other lines of business	48,326	48,326										854
35. TOTALS (a)	48,326	48,326										854
DETAILS OF WRITE-INS												
3401. Guaranty of Excess Share Deposits in Credit Unions	48,326	48,326										854
3402.												
3403.												
3498. Summary of remaining write-ins for Line 34 from overflow page												
3499. Totals (Line 3401 through Line 3403 plus Line 3498) (Line 34 above)	48,326	48,326										854

19MI

(a) Finance and service charges not included in Line 1 to Line 35 \$
 (b) For health business on indicated lines report: Number of persons insured under PPO managed care products and number of persons insured under indemnity only products



EXHIBIT OF PREMIUMS AND LOSSES (Statutory Page 14)
BUSINESS IN THE STATE OF MINNESOTA DURING THE YEAR 2012

Line of Business	Gross Premiums, Including Policy and Membership Fees, Less Return Premiums and Premiums on Policies not Taken		3 Dividends Paid or Credited to Policyholders on Direct Business	4 Direct Unearned Premium Reserves	5 Direct Losses Paid (deducting salvage)	6 Direct Losses Incurred	7 Direct Losses Unpaid	8 Direct Defense and Cost Containment Expense Paid	9 Direct Defense and Cost Containment Expense Incurred	10 Direct Defense and Cost Containment Expense Unpaid	11 Commissions and Brokerage Expenses	12 Taxes, Licenses and Fees
	1 Direct Premiums Written	2 Direct Premiums Earned										
1. Fire												
2.1 Allied lines												
2.2 Multiple peril crop												
2.3 Federal flood												
3. Farmowners multiple peril												
4. Homeowners multiple peril												
5.1 Commercial multiple peril (non-liability portion)												
5.2 Commercial multiple peril (liability portion)												
6. Mortgage guaranty												
8. Ocean marine												
9. Inland marine												
10. Financial guaranty												
11. Medical professional liability												
12. Earthquake												
13. Group accident and health (b)												
14. Credit A and H (group and individual)												
15.1 Collectively renewable A and H (b)												
15.2 Non-cancelable A and H (b)												
15.3 Guaranteed renewable A and H (b)												
15.4 Non-renewable for stated reasons only (b)												
15.5 Other accident only												
15.6 Medicare Title XVIII exempt from state taxes or fees												
15.7 All other A and H (b)												
15.8 Federal employees health benefits program premium (b)												
16. Workers' compensation												
17.1 Other liability - occurrence												
17.2 Other liability - claims-made												
17.3 Excess workers' compensation												
18. Products liability												
19.1 Private passenger auto no-fault (personal injury protection)												
19.2 Other private passenger auto liability												
19.3 Commercial auto no-fault (personal injury protection)												
19.4 Other commercial auto liability												
21.1 Private passenger auto physical damage												
21.2 Commercial auto physical damage												
22. Aircraft (all perils)												
23. Fidelity												
24. Surety												
26. Burglary and theft												
27. Boiler and machinery												
28. Credit												
30. Warranty												
34. Aggregate write-ins for other lines of business	67,305	67,305										3,655
35. TOTALS (a)	67,305	67,305										3,655
DETAILS OF WRITE-INS												
3401. Guaranty of Excess Share Deposits in Credit Unions	67,305	67,305										3,655
3402.												
3403.												
3498. Summary of remaining write-ins for Line 34 from overflow page												
3499. Totals (Line 3401 through Line 3403 plus Line 3498) (Line 34 above)	67,305	67,305										3,655

19MM

(a) Finance and service charges not included in Line 1 to Line 35 \$
 (b) For health business on indicated lines report: Number of persons insured under PPO managed care products and number of persons insured under indemnity only products



EXHIBIT OF PREMIUMS AND LOSSES (Statutory Page 14)
BUSINESS IN THE STATE OF MISSOURI DURING THE YEAR 2012

Line of Business	Gross Premiums, Including Policy and Membership Fees, Less Return Premiums and Premiums on Policies not Taken		3 Dividends Paid or Credited to Policyholders on Direct Business	4 Direct Unearned Premium Reserves	5 Direct Losses Paid (deducting salvage)	6 Direct Losses Incurred	7 Direct Losses Unpaid	8 Direct Defense and Cost Containment Expense Paid	9 Direct Defense and Cost Containment Expense Incurred	10 Direct Defense and Cost Containment Expense Unpaid	11 Commissions and Brokerage Expenses	12 Taxes, Licenses and Fees
	1 Direct Premiums Written	2 Direct Premiums Earned										
1. Fire												
2.1 Allied lines												
2.2 Multiple peril crop												
2.3 Federal flood												
3. Farmowners multiple peril												
4. Homeowners multiple peril												
5.1 Commercial multiple peril (non-liability portion)												
5.2 Commercial multiple peril (liability portion)												
6. Mortgage guaranty												
8. Ocean marine												
9. Inland marine												
10. Financial guaranty												
11. Medical professional liability												
12. Earthquake												
13. Group accident and health (b)												
14. Credit A and H (group and individual)												
15.1 Collectively renewable A and H (b)												
15.2 Non-cancelable A and H (b)												
15.3 Guaranteed renewable A and H (b)												
15.4 Non-renewable for stated reasons only (b)												
15.5 Other accident only												
15.6 Medicare Title XVIII exempt from state taxes or fees												
15.7 All other A and H (b)												
15.8 Federal employees health benefits program premium (b)												
16. Workers' compensation												
17.1 Other liability - occurrence												
17.2 Other liability - claims-made												
17.3 Excess workers' compensation												
18. Products liability												
19.1 Private passenger auto no-fault (personal injury protection)												
19.2 Other private passenger auto liability												
19.3 Commercial auto no-fault (personal injury protection)												
19.4 Other commercial auto liability												
21.1 Private passenger auto physical damage												
21.2 Commercial auto physical damage												
22. Aircraft (all perils)												
23. Fidelity												
24. Surety												
26. Burglary and theft												
27. Boiler and machinery												
28. Credit												
30. Warranty												
34. Aggregate write-ins for other lines of business	44,951	44,951										2,484
35. TOTALS (a)	44,951	44,951										2,484
DETAILS OF WRITE-INS												
3401. Guaranty of Excess Share Deposits in Credit Unions	44,951	44,951										2,484
3402.												
3403.												
3498. Summary of remaining write-ins for Line 34 from overflow page												
3499. Totals (Line 3401 through Line 3403 plus Line 3498) (Line 34 above)	44,951	44,951										2,484

19MO

(a) Finance and service charges not included in Line 1 to Line 35 \$
 (b) For health business on indicated lines report: Number of persons insured under PPO managed care products and number of persons insured under indemnity only products



EXHIBIT OF PREMIUMS AND LOSSES (Statutory Page 14)
BUSINESS IN THE STATE OF NEVADA DURING THE YEAR 2012

Line of Business	Gross Premiums, Including Policy and Membership Fees, Less Return Premiums and Premiums on Policies not Taken		3 Dividends Paid or Credited to Policyholders on Direct Business	4 Direct Unearned Premium Reserves	5 Direct Losses Paid (deducting salvage)	6 Direct Losses Incurred	7 Direct Losses Unpaid	8 Direct Defense and Cost Containment Expense Paid	9 Direct Defense and Cost Containment Expense Incurred	10 Direct Defense and Cost Containment Expense Unpaid	11 Commissions and Brokerage Expenses	12 Taxes, Licenses and Fees
	1 Direct Premiums Written	2 Direct Premiums Earned										
1. Fire												
2.1 Allied lines												
2.2 Multiple peril crop												
2.3 Federal flood												
3. Farmowners multiple peril												
4. Homeowners multiple peril												
5.1 Commercial multiple peril (non-liability portion)												
5.2 Commercial multiple peril (liability portion)												
6. Mortgage guaranty												
8. Ocean marine												
9. Inland marine												
10. Financial guaranty												
11. Medical professional liability												
12. Earthquake												
13. Group accident and health (b)												
14. Credit A and H (group and individual)												
15.1 Collectively renewable A and H (b)												
15.2 Non-cancelable A and H (b)												
15.3 Guaranteed renewable A and H (b)												
15.4 Non-renewable for stated reasons only (b)												
15.5 Other accident only												
15.6 Medicare Title XVIII exempt from state taxes or fees												
15.7 All other A and H (b)												
15.8 Federal employees health benefits program premium (b)												
16. Workers' compensation												
17.1 Other liability - occurrence												
17.2 Other liability - claims-made												
17.3 Excess workers' compensation												
18. Products liability												
19.1 Private passenger auto no-fault (personal injury protection)												
19.2 Other private passenger auto liability												
19.3 Commercial auto no-fault (personal injury protection)												
19.4 Other commercial auto liability												
21.1 Private passenger auto physical damage												
21.2 Commercial auto physical damage												
22. Aircraft (all perils)												
23. Fidelity												
24. Surety												
26. Burglary and theft												
27. Boiler and machinery												
28. Credit												
30. Warranty												
34. Aggregate write-ins for other lines of business	51,044	51,044										6,131
35. TOTALS (a)	51,044	51,044										6,131
DETAILS OF WRITE-INS												
3401. Guaranty of Excess Share Deposits in Credit Unions	51,044	51,044										6,131
3402.												
3403.												
3498. Summary of remaining write-ins for Line 34 from overflow page												
3499. Totals (Line 3401 through Line 3403 plus Line 3498) (Line 34 above)	51,044	51,044										6,131

(a) Finance and service charges not included in Line 1 to Line 35 \$
 (b) For health business on indicated lines report: Number of persons insured under PPO managed care products and number of persons insured under indemnity only products

19NV



EXHIBIT OF PREMIUMS AND LOSSES (Statutory Page 14)
BUSINESS IN THE STATE OF NEW HAMPSHIRE DURING THE YEAR 2012

Line of Business	Gross Premiums, Including Policy and Membership Fees, Less Return Premiums and Premiums on Policies not Taken		3 Dividends Paid or Credited to Policyholders on Direct Business	4 Direct Unearned Premium Reserves	5 Direct Losses Paid (deducting salvage)	6 Direct Losses Incurred	7 Direct Losses Unpaid	8 Direct Defense and Cost Containment Expense Paid	9 Direct Defense and Cost Containment Expense Incurred	10 Direct Defense and Cost Containment Expense Unpaid	11 Commissions and Brokerage Expenses	12 Taxes, Licenses and Fees
	1 Direct Premiums Written	2 Direct Premiums Earned										
1. Fire												
2.1 Allied lines												
2.2 Multiple peril crop												
2.3 Federal flood												
3. Farmowners multiple peril												
4. Homeowners multiple peril												
5.1 Commercial multiple peril (non-liability portion)												
5.2 Commercial multiple peril (liability portion)												
6. Mortgage guaranty												
8. Ocean marine												
9. Inland marine												
10. Financial guaranty												
11. Medical professional liability												
12. Earthquake												
13. Group accident and health (b)												
14. Credit A and H (group and individual)												
15.1 Collectively renewable A and H (b)												
15.2 Non-cancelable A and H (b)												
15.3 Guaranteed renewable A and H (b)												
15.4 Non-renewable for stated reasons only (b)												
15.5 Other accident only												
15.6 Medicare Title XVIII exempt from state taxes or fees												
15.7 All other A and H (b)												
15.8 Federal employees health benefits program premium (b)												
16. Workers' compensation												
17.1 Other liability - occurrence												
17.2 Other liability - claims-made												
17.3 Excess workers' compensation												
18. Products liability												
19.1 Private passenger auto no-fault (personal injury protection)												
19.2 Other private passenger auto liability												
19.3 Commercial auto no-fault (personal injury protection)												
19.4 Other commercial auto liability												
21.1 Private passenger auto physical damage												
21.2 Commercial auto physical damage												
22. Aircraft (all perils)												
23. Fidelity												
24. Surety												
26. Burglary and theft												
27. Boiler and machinery												
28. Credit												
30. Warranty												
34. Aggregate write-ins for other lines of business	36,055	36,055										864
35. TOTALS (a)	36,055	36,055										864
DETAILS OF WRITE-INS												
3401. Guaranty of Excess Share Deposits in Credit Unions	36,055	36,055										864
3402.												
3403.												
3498. Summary of remaining write-ins for Line 34 from overflow page												
3499. Totals (Line 3401 through Line 3403 plus Line 3498) (Line 34 above)	36,055	36,055										864

19NH

(a) Finance and service charges not included in Line 1 to Line 35 \$
 (b) For health business on indicated lines report: Number of persons insured under PPO managed care products and number of persons insured under indemnity only products



EXHIBIT OF PREMIUMS AND LOSSES (Statutory Page 14)
BUSINESS IN THE STATE OF NEW JERSEY DURING THE YEAR 2012

Line of Business	Gross Premiums, Including Policy and Membership Fees, Less Return Premiums and Premiums on Policies not Taken		3 Dividends Paid or Credited to Policyholders on Direct Business	4 Direct Unearned Premium Reserves	5 Direct Losses Paid (deducting salvage)	6 Direct Losses Incurred	7 Direct Losses Unpaid	8 Direct Defense and Cost Containment Expense Paid	9 Direct Defense and Cost Containment Expense Incurred	10 Direct Defense and Cost Containment Expense Unpaid	11 Commissions and Brokerage Expenses	12 Taxes, Licenses and Fees
	1 Direct Premiums Written	2 Direct Premiums Earned										
1. Fire												
2.1 Allied lines												
2.2 Multiple peril crop												
2.3 Federal flood												
3. Farmowners multiple peril												
4. Homeowners multiple peril												
5.1 Commercial multiple peril (non-liability portion)												
5.2 Commercial multiple peril (liability portion)												
6. Mortgage guaranty												
8. Ocean marine												
9. Inland marine												
10. Financial guaranty												
11. Medical professional liability												
12. Earthquake												
13. Group accident and health (b)												
14. Credit A and H (group and individual)												
15.1 Collectively renewable A and H (b)												
15.2 Non-cancelable A and H (b)												
15.3 Guaranteed renewable A and H (b)												
15.4 Non-renewable for stated reasons only (b)												
15.5 Other accident only												
15.6 Medicare Title XVIII exempt from state taxes or fees												
15.7 All other A and H (b)												
15.8 Federal employees health benefits program premium (b)												
16. Workers' compensation												
17.1 Other liability - occurrence												
17.2 Other liability - claims-made												
17.3 Excess workers' compensation												
18. Products liability												
19.1 Private passenger auto no-fault (personal injury protection)												
19.2 Other private passenger auto liability												
19.3 Commercial auto no-fault (personal injury protection)												
19.4 Other commercial auto liability												
21.1 Private passenger auto physical damage												
21.2 Commercial auto physical damage												
22. Aircraft (all perils)												
23. Fidelity												
24. Surety												
26. Burglary and theft												
27. Boiler and machinery												
28. Credit												
30. Warranty												
34. Aggregate write-ins for other lines of business	48,814	48,814										2,259
35. TOTALS (a)	48,814	48,814										2,259
DETAILS OF WRITE-INS												
3401. Guaranty of Excess Share Deposits in Credit Unions	48,814	48,814										2,259
3402.												
3403.												
3498. Summary of remaining write-ins for Line 34 from overflow page												
3499. Totals (Line 3401 through Line 3403 plus Line 3498) (Line 34 above)	48,814	48,814										2,259

19NU

(a) Finance and service charges not included in Line 1 to Line 35 \$
 (b) For health business on indicated lines report: Number of persons insured under PPO managed care products and number of persons insured under indemnity only products



EXHIBIT OF PREMIUMS AND LOSSES (Statutory Page 14)
BUSINESS IN THE STATE OF NORTH CAROLINA DURING THE YEAR 2012

Line of Business	Gross Premiums, Including Policy and Membership Fees, Less Return Premiums and Premiums on Policies not Taken		3 Dividends Paid or Credited to Policyholders on Direct Business	4 Direct Unearned Premium Reserves	5 Direct Losses Paid (deducting salvage)	6 Direct Losses Incurred	7 Direct Losses Unpaid	8 Direct Defense and Cost Containment Expense Paid	9 Direct Defense and Cost Containment Expense Incurred	10 Direct Defense and Cost Containment Expense Unpaid	11 Commissions and Brokerage Expenses	12 Taxes, Licenses and Fees
	1 Direct Premiums Written	2 Direct Premiums Earned										
1. Fire												
2.1 Allied lines												
2.2 Multiple peril crop												
2.3 Federal flood												
3. Farmowners multiple peril												
4. Homeowners multiple peril												
5.1 Commercial multiple peril (non-liability portion)												
5.2 Commercial multiple peril (liability portion)												
6. Mortgage guaranty												
8. Ocean marine												
9. Inland marine												
10. Financial guaranty												
11. Medical professional liability												
12. Earthquake												
13. Group accident and health (b)												
14. Credit A and H (group and individual)												
15.1 Collectively renewable A and H (b)												
15.2 Non-cancelable A and H (b)												
15.3 Guaranteed renewable A and H (b)												
15.4 Non-renewable for stated reasons only (b)												
15.5 Other accident only												
15.6 Medicare Title XVIII exempt from state taxes or fees												
15.7 All other A and H (b)												
15.8 Federal employees health benefits program premium (b)												
16. Workers' compensation												
17.1 Other liability - occurrence												
17.2 Other liability - claims-made												
17.3 Excess workers' compensation												
18. Products liability												
19.1 Private passenger auto no-fault (personal injury protection)												
19.2 Other private passenger auto liability												
19.3 Commercial auto no-fault (personal injury protection)												
19.4 Other commercial auto liability												
21.1 Private passenger auto physical damage												
21.2 Commercial auto physical damage												
22. Aircraft (all perils)												
23. Fidelity												
24. Surety												
26. Burglary and theft												
27. Boiler and machinery												
28. Credit												
30. Warranty												
34. Aggregate write-ins for other lines of business	8,492	8,492										2,717
35. TOTALS (a)	8,492	8,492										2,717
DETAILS OF WRITE-INS												
3401. Guaranty of Excess Share Deposits in Credit Unions	8,492	8,492										2,717
3402.												
3403.												
3498. Summary of remaining write-ins for Line 34 from overflow page												
3499. Totals (Line 3401 through Line 3403 plus Line 3498) (Line 34 above)	8,492	8,492										2,717

19NC

(a) Finance and service charges not included in Line 1 to Line 35 \$
 (b) For health business on indicated lines report: Number of persons insured under PPO managed care products and number of persons insured under indemnity only products



EXHIBIT OF PREMIUMS AND LOSSES (Statutory Page 14)
BUSINESS IN THE STATE OF NORTH DAKOTA DURING THE YEAR 2012

Line of Business	Gross Premiums, Including Policy and Membership Fees, Less Return Premiums and Premiums on Policies not Taken		3 Dividends Paid or Credited to Policyholders on Direct Business	4 Direct Unearned Premium Reserves	5 Direct Losses Paid (deducting salvage)	6 Direct Losses Incurred	7 Direct Losses Unpaid	8 Direct Defense and Cost Containment Expense Paid	9 Direct Defense and Cost Containment Expense Incurred	10 Direct Defense and Cost Containment Expense Unpaid	11 Commissions and Brokerage Expenses	12 Taxes, Licenses and Fees
	1 Direct Premiums Written	2 Direct Premiums Earned										
1. Fire												
2.1 Allied lines												
2.2 Multiple peril crop												
2.3 Federal flood												
3. Farmowners multiple peril												
4. Homeowners multiple peril												
5.1 Commercial multiple peril (non-liability portion)												
5.2 Commercial multiple peril (liability portion)												
6. Mortgage guaranty												
8. Ocean marine												
9. Inland marine												
10. Financial guaranty												
11. Medical professional liability												
12. Earthquake												
13. Group accident and health (b)												
14. Credit A and H (group and individual)												
15.1 Collectively renewable A and H (b)												
15.2 Non-cancelable A and H (b)												
15.3 Guaranteed renewable A and H (b)												
15.4 Non-renewable for stated reasons only (b)												
15.5 Other accident only												
15.6 Medicare Title XVIII exempt from state taxes or fees												
15.7 All other A and H (b)												
15.8 Federal employees health benefits program premium (b)												
16. Workers' compensation												
17.1 Other liability - occurrence												
17.2 Other liability - claims-made												
17.3 Excess workers' compensation												
18. Products liability												
19.1 Private passenger auto no-fault (personal injury protection)												
19.2 Other private passenger auto liability												
19.3 Commercial auto no-fault (personal injury protection)												
19.4 Other commercial auto liability												
21.1 Private passenger auto physical damage												
21.2 Commercial auto physical damage												
22. Aircraft (all perils)												
23. Fidelity												
24. Surety												
26. Burglary and theft												
27. Boiler and machinery												
28. Credit												
30. Warranty												
34. Aggregate write-ins for other lines of business	24,059	24,059										752
35. TOTALS (a)	24,059	24,059										752
DETAILS OF WRITE-INS												
3401. Guaranty of Excess Share Deposits in Credit Unions	24,059	24,059										752
3402.												
3403.												
3498. Summary of remaining write-ins for Line 34 from overflow page												
3499. Totals (Line 3401 through Line 3403 plus Line 3498) (Line 34 above)	24,059	24,059										752

19ND

(a) Finance and service charges not included in Line 1 to Line 35 \$
 (b) For health business on indicated lines report: Number of persons insured under PPO managed care products and number of persons insured under indemnity only products



EXHIBIT OF PREMIUMS AND LOSSES (Statutory Page 14)
BUSINESS IN THE STATE OF OHIO DURING THE YEAR 2012

Line of Business	Gross Premiums, Including Policy and Membership Fees, Less Return Premiums and Premiums on Policies not Taken		3 Dividends Paid or Credited to Policyholders on Direct Business	4 Direct Unearned Premium Reserves	5 Direct Losses Paid (deducting salvage)	6 Direct Losses Incurred	7 Direct Losses Unpaid	8 Direct Defense and Cost Containment Expense Paid	9 Direct Defense and Cost Containment Expense Incurred	10 Direct Defense and Cost Containment Expense Unpaid	11 Commissions and Brokerage Expenses	12 Taxes, Licenses and Fees
	1 Direct Premiums Written	2 Direct Premiums Earned										
1. Fire												
2.1 Allied lines												
2.2 Multiple peril crop												
2.3 Federal flood												
3. Farmowners multiple peril												
4. Homeowners multiple peril												
5.1 Commercial multiple peril (non-liability portion)												
5.2 Commercial multiple peril (liability portion)												
6. Mortgage guaranty												
8. Ocean marine												
9. Inland marine												
10. Financial guaranty												
11. Medical professional liability												
12. Earthquake												
13. Group accident and health (b)												
14. Credit A and H (group and individual)												
15.1 Collectively renewable A and H (b)												
15.2 Non-cancelable A and H (b)												
15.3 Guaranteed renewable A and H (b)												
15.4 Non-renewable for stated reasons only (b)												
15.5 Other accident only												
15.6 Medicare Title XVIII exempt from state taxes or fees												
15.7 All other A and H (b)												
15.8 Federal employees health benefits program premium (b)												
16. Workers' compensation												
17.1 Other liability - occurrence												
17.2 Other liability - claims-made												
17.3 Excess workers' compensation												
18. Products liability												
19.1 Private passenger auto no-fault (personal injury protection)												
19.2 Other private passenger auto liability												
19.3 Commercial auto no-fault (personal injury protection)												
19.4 Other commercial auto liability												
21.1 Private passenger auto physical damage												
21.2 Commercial auto physical damage												
22. Aircraft (all perils)												
23. Fidelity												
24. Surety												
26. Burglary and theft												
27. Boiler and machinery												
28. Credit												
30. Warranty												
34. Aggregate write-ins for other lines of business	184,321	184,321										4,270
35. TOTALS (a)	184,321	184,321										4,270
DETAILS OF WRITE-INS												
3401. Guaranty of Excess Share Deposits in Credit Unions	184,321	184,321										4,270
3402.												
3403.												
3498. Summary of remaining write-ins for Line 34 from overflow page												
3499. Totals (Line 3401 through Line 3403 plus Line 3498) (Line 34 above)	184,321	184,321										4,270

190H

(a) Finance and service charges not included in Line 1 to Line 35 \$
 (b) For health business on indicated lines report: Number of persons insured under PPO managed care products and number of persons insured under indemnity only products



EXHIBIT OF PREMIUMS AND LOSSES (Statutory Page 14)
BUSINESS IN THE STATE OF OKLAHOMA DURING THE YEAR 2012

Line of Business	Gross Premiums, Including Policy and Membership Fees, Less Return Premiums and Premiums on Policies not Taken		3	4	5	6	7	8	9	10	11	12
	1 Direct Premiums Written	2 Direct Premiums Earned	Dividends Paid or Credited to Policyholders on Direct Business	Direct Unearned Premium Reserves	Direct Losses Paid (deducting salvage)	Direct Losses Incurred	Direct Losses Unpaid	Direct Defense and Cost Containment Expense Paid	Direct Defense and Cost Containment Expense Incurred	Direct Defense and Cost Containment Expense Unpaid	Commissions and Brokerage Expenses	Taxes, Licenses and Fees
1. Fire												
2.1 Allied lines												
2.2 Multiple peril crop												
2.3 Federal flood												
3. Farmowners multiple peril												
4. Homeowners multiple peril												
5.1 Commercial multiple peril (non-liability portion)												
5.2 Commercial multiple peril (liability portion)												
6. Mortgage guaranty												
8. Ocean marine												
9. Inland marine												
10. Financial guaranty												
11. Medical professional liability												
12. Earthquake												
13. Group accident and health (b)												
14. Credit A and H (group and individual)												
15.1 Collectively renewable A and H (b)												
15.2 Non-cancelable A and H (b)												
15.3 Guaranteed renewable A and H (b)												
15.4 Non-renewable for stated reasons only (b)												
15.5 Other accident only												
15.6 Medicare Title XVIII exempt from state taxes or fees												
15.7 All other A and H (b)												
15.8 Federal employees health benefits program premium (b)												
16. Workers' compensation												
17.1 Other liability - occurrence												
17.2 Other liability - claims-made												
17.3 Excess workers' compensation												
18. Products liability												
19.1 Private passenger auto no-fault (personal injury protection)												
19.2 Other private passenger auto liability												
19.3 Commercial auto no-fault (personal injury protection)												
19.4 Other commercial auto liability												
21.1 Private passenger auto physical damage												
21.2 Commercial auto physical damage												
22. Aircraft (all perils)												
23. Fidelity												
24. Surety												
26. Burglary and theft												
27. Boiler and machinery												
28. Credit												
30. Warranty												
34. Aggregate write-ins for other lines of business	40,678	40,678										3,440
35. TOTALS (a)	40,678	40,678										3,440
DETAILS OF WRITE-INS												
3401. Guaranty of Excess Share Deposits in Credit Unions	40,678	40,678										3,440
3402.												
3403.												
3498. Summary of remaining write-ins for Line 34 from overflow page												
3499. Totals (Line 3401 through Line 3403 plus Line 3498) (Line 34 above)	40,678	40,678										3,440

190K

(a) Finance and service charges not included in Line 1 to Line 35 \$
 (b) For health business on indicated lines report: Number of persons insured under PPO managed care products and number of persons insured under indemnity only products



EXHIBIT OF PREMIUMS AND LOSSES (Statutory Page 14)
BUSINESS IN THE STATE OF OREGON DURING THE YEAR 2012

Line of Business	Gross Premiums, Including Policy and Membership Fees, Less Return Premiums and Premiums on Policies not Taken		3 Dividends Paid or Credited to Policyholders on Direct Business	4 Direct Unearned Premium Reserves	5 Direct Losses Paid (deducting salvage)	6 Direct Losses Incurred	7 Direct Losses Unpaid	8 Direct Defense and Cost Containment Expense Paid	9 Direct Defense and Cost Containment Expense Incurred	10 Direct Defense and Cost Containment Expense Unpaid	11 Commissions and Brokerage Expenses	12 Taxes, Licenses and Fees
	1 Direct Premiums Written	2 Direct Premiums Earned										
1. Fire												
2.1 Allied lines												
2.2 Multiple peril crop												
2.3 Federal flood												
3. Farmowners multiple peril												
4. Homeowners multiple peril												
5.1 Commercial multiple peril (non-liability portion)												
5.2 Commercial multiple peril (liability portion)												
6. Mortgage guaranty												
8. Ocean marine												
9. Inland marine												
10. Financial guaranty												
11. Medical professional liability												
12. Earthquake												
13. Group accident and health (b)												
14. Credit A and H (group and individual)												
15.1 Collectively renewable A and H (b)												
15.2 Non-cancelable A and H (b)												
15.3 Guaranteed renewable A and H (b)												
15.4 Non-renewable for stated reasons only (b)												
15.5 Other accident only												
15.6 Medicare Title XVIII exempt from state taxes or fees												
15.7 All other A and H (b)												
15.8 Federal employees health benefits program premium (b)												
16. Workers' compensation												
17.1 Other liability - occurrence												
17.2 Other liability - claims-made												
17.3 Excess workers' compensation												
18. Products liability												
19.1 Private passenger auto no-fault (personal injury protection)												
19.2 Other private passenger auto liability												
19.3 Commercial auto no-fault (personal injury protection)												
19.4 Other commercial auto liability												
21.1 Private passenger auto physical damage												
21.2 Commercial auto physical damage												
22. Aircraft (all perils)												
23. Fidelity												
24. Surety												
26. Burglary and theft												
27. Boiler and machinery												
28. Credit												
30. Warranty												
34. Aggregate write-ins for other lines of business	10,154	10,154										1,460
35. TOTALS (a)	10,154	10,154										1,460
DETAILS OF WRITE-INS												
3401. Guaranty of Excess Share Deposits in Credit Unions	10,154	10,154										1,460
3402.												
3403.												
3498. Summary of remaining write-ins for Line 34 from overflow page												
3499. Totals (Line 3401 through Line 3403 plus Line 3498) (Line 34 above)	10,154	10,154										1,460

190R

(a) Finance and service charges not included in Line 1 to Line 35 \$
 (b) For health business on indicated lines report: Number of persons insured under PPO managed care products and number of persons insured under indemnity only products



EXHIBIT OF PREMIUMS AND LOSSES (Statutory Page 14)
BUSINESS IN THE STATE OF PENNSYLVANIA DURING THE YEAR 2012

Line of Business	Gross Premiums, Including Policy and Membership Fees, Less Return Premiums and Premiums on Policies not Taken		3 Dividends Paid or Credited to Policyholders on Direct Business	4 Direct Unearned Premium Reserves	5 Direct Losses Paid (deducting salvage)	6 Direct Losses Incurred	7 Direct Losses Unpaid	8 Direct Defense and Cost Containment Expense Paid	9 Direct Defense and Cost Containment Expense Incurred	10 Direct Defense and Cost Containment Expense Unpaid	11 Commissions and Brokerage Expenses	12 Taxes, Licenses and Fees
	1 Direct Premiums Written	2 Direct Premiums Earned										
1. Fire												
2.1 Allied lines												
2.2 Multiple peril crop												
2.3 Federal flood												
3. Farmowners multiple peril												
4. Homeowners multiple peril												
5.1 Commercial multiple peril (non-liability portion)												
5.2 Commercial multiple peril (liability portion)												
6. Mortgage guaranty												
8. Ocean marine												
9. Inland marine												
10. Financial guaranty												
11. Medical professional liability												
12. Earthquake												
13. Group accident and health (b)												
14. Credit A and H (group and individual)												
15.1 Collectively renewable A and H (b)												
15.2 Non-cancelable A and H (b)												
15.3 Guaranteed renewable A and H (b)												
15.4 Non-renewable for stated reasons only (b)												
15.5 Other accident only												
15.6 Medicare Title XVIII exempt from state taxes or fees												
15.7 All other A and H (b)												
15.8 Federal employees health benefits program premium (b)												
16. Workers' compensation												
17.1 Other liability - occurrence												
17.2 Other liability - claims-made												
17.3 Excess workers' compensation												
18. Products liability												
19.1 Private passenger auto no-fault (personal injury protection)												
19.2 Other private passenger auto liability												
19.3 Commercial auto no-fault (personal injury protection)												
19.4 Other commercial auto liability												
21.1 Private passenger auto physical damage												
21.2 Commercial auto physical damage												
22. Aircraft (all perils)												
23. Fidelity												
24. Surety												
26. Burglary and theft												
27. Boiler and machinery												
28. Credit												
30. Warranty												
34. Aggregate write-ins for other lines of business	111,799	111,799										3,532
35. TOTALS (a)	111,799	111,799										3,532
DETAILS OF WRITE-INS												
3401. Guaranty of Excess Share Deposits in Credit Unions	111,799	111,799										3,532
3402.												
3403.												
3498. Summary of remaining write-ins for Line 34 from overflow page												
3499. Totals (Line 3401 through Line 3403 plus Line 3498) (Line 34 above)	111,799	111,799										3,532

19PA

(a) Finance and service charges not included in Line 1 to Line 35 \$
 (b) For health business on indicated lines report: Number of persons insured under PPO managed care products and number of persons insured under indemnity only products



EXHIBIT OF PREMIUMS AND LOSSES (Statutory Page 14)
BUSINESS IN THE STATE OF SOUTH CAROLINA DURING THE YEAR 2012

Line of Business	Gross Premiums, Including Policy and Membership Fees, Less Return Premiums and Premiums on Policies not Taken		3 Dividends Paid or Credited to Policyholders on Direct Business	4 Direct Unearned Premium Reserves	5 Direct Losses Paid (deducting salvage)	6 Direct Losses Incurred	7 Direct Losses Unpaid	8 Direct Defense and Cost Containment Expense Paid	9 Direct Defense and Cost Containment Expense Incurred	10 Direct Defense and Cost Containment Expense Unpaid	11 Commissions and Brokerage Expenses	12 Taxes, Licenses and Fees
	1 Direct Premiums Written	2 Direct Premiums Earned										
1. Fire												
2.1 Allied lines												
2.2 Multiple peril crop												
2.3 Federal flood												
3. Farmowners multiple peril												
4. Homeowners multiple peril												
5.1 Commercial multiple peril (non-liability portion)												
5.2 Commercial multiple peril (liability portion)												
6. Mortgage guaranty												
8. Ocean marine												
9. Inland marine												
10. Financial guaranty												
11. Medical professional liability												
12. Earthquake												
13. Group accident and health (b)												
14. Credit A and H (group and individual)												
15.1 Collectively renewable A and H (b)												
15.2 Non-cancelable A and H (b)												
15.3 Guaranteed renewable A and H (b)												
15.4 Non-renewable for stated reasons only (b)												
15.5 Other accident only												
15.6 Medicare Title XVIII exempt from state taxes or fees												
15.7 All other A and H (b)												
15.8 Federal employees health benefits program premium (b)												
16. Workers' compensation												
17.1 Other liability - occurrence												
17.2 Other liability - claims-made												
17.3 Excess workers' compensation												
18. Products liability												
19.1 Private passenger auto no-fault (personal injury protection)												
19.2 Other private passenger auto liability												
19.3 Commercial auto no-fault (personal injury protection)												
19.4 Other commercial auto liability												
21.1 Private passenger auto physical damage												
21.2 Commercial auto physical damage												
22. Aircraft (all perils)												
23. Fidelity												
24. Surety												
26. Burglary and theft												
27. Boiler and machinery												
28. Credit												
30. Warranty												
34. Aggregate write-ins for other lines of business	12,852	12,852										2,345
35. TOTALS (a)	12,852	12,852										2,345
DETAILS OF WRITE-INS												
3401. Guaranty of Excess Share Deposits in Credit Unions	12,852	12,852										2,345
3402.												
3403.												
3498. Summary of remaining write-ins for Line 34 from overflow page												
3499. Totals (Line 3401 through Line 3403 plus Line 3498) (Line 34 above)	12,852	12,852										2,345

195C

(a) Finance and service charges not included in Line 1 to Line 35 \$
 (b) For health business on indicated lines report: Number of persons insured under PPO managed care products and number of persons insured under indemnity only products



EXHIBIT OF PREMIUMS AND LOSSES (Statutory Page 14)
BUSINESS IN THE STATE OF TENNESSEE DURING THE YEAR 2012

Line of Business	Gross Premiums, Including Policy and Membership Fees, Less Return Premiums and Premiums on Policies not Taken		3 Dividends Paid or Credited to Policyholders on Direct Business	4 Direct Unearned Premium Reserves	5 Direct Losses Paid (deducting salvage)	6 Direct Losses Incurred	7 Direct Losses Unpaid	8 Direct Defense and Cost Containment Expense Paid	9 Direct Defense and Cost Containment Expense Incurred	10 Direct Defense and Cost Containment Expense Unpaid	11 Commissions and Brokerage Expenses	12 Taxes, Licenses and Fees
	1 Direct Premiums Written	2 Direct Premiums Earned										
1. Fire												
2.1 Allied lines												
2.2 Multiple peril crop												
2.3 Federal flood												
3. Farmowners multiple peril												
4. Homeowners multiple peril												
5.1 Commercial multiple peril (non-liability portion)												
5.2 Commercial multiple peril (liability portion)												
6. Mortgage guaranty												
8. Ocean marine												
9. Inland marine												
10. Financial guaranty												
11. Medical professional liability												
12. Earthquake												
13. Group accident and health (b)												
14. Credit A and H (group and individual)												
15.1 Collectively renewable A and H (b)												
15.2 Non-cancelable A and H (b)												
15.3 Guaranteed renewable A and H (b)												
15.4 Non-renewable for stated reasons only (b)												
15.5 Other accident only												
15.6 Medicare Title XVIII exempt from state taxes or fees												
15.7 All other A and H (b)												
15.8 Federal employees health benefits program premium (b)												
16. Workers' compensation												
17.1 Other liability - occurrence												
17.2 Other liability - claims-made												
17.3 Excess workers' compensation												
18. Products liability												
19.1 Private passenger auto no-fault (personal injury protection)												
19.2 Other private passenger auto liability												
19.3 Commercial auto no-fault (personal injury protection)												
19.4 Other commercial auto liability												
21.1 Private passenger auto physical damage												
21.2 Commercial auto physical damage												
22. Aircraft (all perils)												
23. Fidelity												
24. Surety												
26. Burglary and theft												
27. Boiler and machinery												
28. Credit												
30. Warranty												
34. Aggregate write-ins for other lines of business	41,102	41,102										1,928
35. TOTALS (a)	41,102	41,102										1,928
DETAILS OF WRITE-INS												
3401. Guaranty of Excess Share Deposits in Credit Unions	41,102	41,102										1,928
3402.												
3403.												
3498. Summary of remaining write-ins for Line 34 from overflow page												
3499. Totals (Line 3401 through Line 3403 plus Line 3498) (Line 34 above)	41,102	41,102										1,928

19TN

(a) Finance and service charges not included in Line 1 to Line 35 \$
 (b) For health business on indicated lines report: Number of persons insured under PPO managed care products and number of persons insured under indemnity only products



EXHIBIT OF PREMIUMS AND LOSSES (Statutory Page 14)
BUSINESS IN THE STATE OF TEXAS DURING THE YEAR 2012

Line of Business	Gross Premiums, Including Policy and Membership Fees, Less Return Premiums and Premiums on Policies not Taken		3 Dividends Paid or Credited to Policyholders on Direct Business	4 Direct Unearned Premium Reserves	5 Direct Losses Paid (deducting salvage)	6 Direct Losses Incurred	7 Direct Losses Unpaid	8 Direct Defense and Cost Containment Expense Paid	9 Direct Defense and Cost Containment Expense Incurred	10 Direct Defense and Cost Containment Expense Unpaid	11 Commissions and Brokerage Expenses	12 Taxes, Licenses and Fees
	1 Direct Premiums Written	2 Direct Premiums Earned										
1. Fire												
2.1 Allied lines												
2.2 Multiple peril crop												
2.3 Federal flood												
3. Farmowners multiple peril												
4. Homeowners multiple peril												
5.1 Commercial multiple peril (non-liability portion)												
5.2 Commercial multiple peril (liability portion)												
6. Mortgage guaranty												
8. Ocean marine												
9. Inland marine												
10. Financial guaranty												
11. Medical professional liability												
12. Earthquake												
13. Group accident and health (b)												
14. Credit A and H (group and individual)												
15.1 Collectively renewable A and H (b)												
15.2 Non-cancelable A and H (b)												
15.3 Guaranteed renewable A and H (b)												
15.4 Non-renewable for stated reasons only (b)												
15.5 Other accident only												
15.6 Medicare Title XVIII exempt from state taxes or fees												
15.7 All other A and H (b)												
15.8 Federal employees health benefits program premium (b)												
16. Workers' compensation												
17.1 Other liability - occurrence												
17.2 Other liability - claims-made												
17.3 Excess workers' compensation												
18. Products liability												
19.1 Private passenger auto no-fault (personal injury protection)												
19.2 Other private passenger auto liability												
19.3 Commercial auto no-fault (personal injury protection)												
19.4 Other commercial auto liability												
21.1 Private passenger auto physical damage												
21.2 Commercial auto physical damage												
22. Aircraft (all perils)												
23. Fidelity												
24. Surety												
26. Burglary and theft												
27. Boiler and machinery												
28. Credit												
30. Warranty												
34. Aggregate write-ins for other lines of business	151,607	151,607										2,260
35. TOTALS (a)	151,607	151,607										2,260
DETAILS OF WRITE-INS												
3401. Guaranty of Excess Share Deposits in Credit Unions	151,607	151,607										2,260
3402.												
3403.												
3498. Summary of remaining write-ins for Line 34 from overflow page												
3499. Totals (Line 3401 through Line 3403 plus Line 3498) (Line 34 above)	151,607	151,607										2,260

19TX

(a) Finance and service charges not included in Line 1 to Line 35 \$
 (b) For health business on indicated lines report: Number of persons insured under PPO managed care products and number of persons insured under indemnity only products



EXHIBIT OF PREMIUMS AND LOSSES (Statutory Page 14)
BUSINESS IN THE STATE OF UTAH DURING THE YEAR 2012

Line of Business	Gross Premiums, Including Policy and Membership Fees, Less Return Premiums and Premiums on Policies not Taken		3 Dividends Paid or Credited to Policyholders on Direct Business	4 Direct Unearned Premium Reserves	5 Direct Losses Paid (deducting salvage)	6 Direct Losses Incurred	7 Direct Losses Unpaid	8 Direct Defense and Cost Containment Expense Paid	9 Direct Defense and Cost Containment Expense Incurred	10 Direct Defense and Cost Containment Expense Unpaid	11 Commissions and Brokerage Expenses	12 Taxes, Licenses and Fees
	1 Direct Premiums Written	2 Direct Premiums Earned										
1. Fire												
2.1 Allied lines												
2.2 Multiple peril crop												
2.3 Federal flood												
3. Farmowners multiple peril												
4. Homeowners multiple peril												
5.1 Commercial multiple peril (non-liability portion)												
5.2 Commercial multiple peril (liability portion)												
6. Mortgage guaranty												
8. Ocean marine												
9. Inland marine												
10. Financial guaranty												
11. Medical professional liability												
12. Earthquake												
13. Group accident and health (b)												
14. Credit A and H (group and individual)												
15.1 Collectively renewable A and H (b)												
15.2 Non-cancelable A and H (b)												
15.3 Guaranteed renewable A and H (b)												
15.4 Non-renewable for stated reasons only (b)												
15.5 Other accident only												
15.6 Medicare Title XVIII exempt from state taxes or fees												
15.7 All other A and H (b)												
15.8 Federal employees health benefits program premium (b)												
16. Workers' compensation												
17.1 Other liability - occurrence												
17.2 Other liability - claims-made												
17.3 Excess workers' compensation												
18. Products liability												
19.1 Private passenger auto no-fault (personal injury protection)												
19.2 Other private passenger auto liability												
19.3 Commercial auto no-fault (personal injury protection)												
19.4 Other commercial auto liability												
21.1 Private passenger auto physical damage												
21.2 Commercial auto physical damage												
22. Aircraft (all perils)												
23. Fidelity												
24. Surety												
26. Burglary and theft												
27. Boiler and machinery												
28. Credit												
30. Warranty												
34. Aggregate write-ins for other lines of business												910
35. TOTALS (a)												910
DETAILS OF WRITE-INS												
3401. Guaranty of Excess Share Deposits in Credit Unions												910
3402.												
3403.												
3498. Summary of remaining write-ins for Line 34 from overflow page												
3499. Totals (Line 3401 through Line 3403 plus Line 3498) (Line 34 above)												910

19UT

(a) Finance and service charges not included in Line 1 to Line 35 \$
 (b) For health business on indicated lines report: Number of persons insured under PPO managed care products and number of persons insured under indemnity only products



EXHIBIT OF PREMIUMS AND LOSSES (Statutory Page 14)
BUSINESS IN THE STATE OF WASHINGTON DURING THE YEAR 2012

Line of Business	Gross Premiums, Including Policy and Membership Fees, Less Return Premiums and Premiums on Policies not Taken		3 Dividends Paid or Credited to Policyholders on Direct Business	4 Direct Unearned Premium Reserves	5 Direct Losses Paid (deducting salvage)	6 Direct Losses Incurred	7 Direct Losses Unpaid	8 Direct Defense and Cost Containment Expense Paid	9 Direct Defense and Cost Containment Expense Incurred	10 Direct Defense and Cost Containment Expense Unpaid	11 Commissions and Brokerage Expenses	12 Taxes, Licenses and Fees
	1 Direct Premiums Written	2 Direct Premiums Earned										
1. Fire												
2.1 Allied lines												
2.2 Multiple peril crop												
2.3 Federal flood												
3. Farmowners multiple peril												
4. Homeowners multiple peril												
5.1 Commercial multiple peril (non-liability portion)												
5.2 Commercial multiple peril (liability portion)												
6. Mortgage guaranty												
8. Ocean marine												
9. Inland marine												
10. Financial guaranty												
11. Medical professional liability												
12. Earthquake												
13. Group accident and health (b)												
14. Credit A and H (group and individual)												
15.1 Collectively renewable A and H (b)												
15.2 Non-cancelable A and H (b)												
15.3 Guaranteed renewable A and H (b)												
15.4 Non-renewable for stated reasons only (b)												
15.5 Other accident only												
15.6 Medicare Title XVIII exempt from state taxes or fees												
15.7 All other A and H (b)												
15.8 Federal employees health benefits program premium (b)												
16. Workers' compensation												
17.1 Other liability - occurrence												
17.2 Other liability - claims-made												
17.3 Excess workers' compensation												
18. Products liability												
19.1 Private passenger auto no-fault (personal injury protection)												
19.2 Other private passenger auto liability												
19.3 Commercial auto no-fault (personal injury protection)												
19.4 Other commercial auto liability												
21.1 Private passenger auto physical damage												
21.2 Commercial auto physical damage												
22. Aircraft (all perils)												
23. Fidelity												
24. Surety												
26. Burglary and theft												
27. Boiler and machinery												
28. Credit												
30. Warranty												
34. Aggregate write-ins for other lines of business	50,163	50,163										1,520
35. TOTALS (a)	50,163	50,163										1,520
DETAILS OF WRITE-INS												
3401. Guaranty of Excess Share Deposits in Credit Unions	50,163	50,163										1,520
3402.												
3403.												
3498. Summary of remaining write-ins for Line 34 from overflow page												
3499. Totals (Line 3401 through Line 3403 plus Line 3498) (Line 34 above)	50,163	50,163										1,520

19WA

(a) Finance and service charges not included in Line 1 to Line 35 \$
 (b) For health business on indicated lines report: Number of persons insured under PPO managed care products and number of persons insured under indemnity only products



EXHIBIT OF PREMIUMS AND LOSSES (Statutory Page 14)
BUSINESS IN THE STATE OF OTHER ALIEN DURING THE YEAR 2012

Line of Business	Gross Premiums, Including Policy and Membership Fees, Less Return Premiums and Premiums on Policies not Taken		3 Dividends Paid or Credited to Policyholders on Direct Business	4 Direct Unearned Premium Reserves	5 Direct Losses Paid (deducting salvage)	6 Direct Losses Incurred	7 Direct Losses Unpaid	8 Direct Defense and Cost Containment Expense Paid	9 Direct Defense and Cost Containment Expense Incurred	10 Direct Defense and Cost Containment Expense Unpaid	11 Commissions and Brokerage Expenses	12 Taxes, Licenses and Fees
	1 Direct Premiums Written	2 Direct Premiums Earned										
1. Fire												
2.1 Allied lines												
2.2 Multiple peril crop												
2.3 Federal flood												
3. Farmowners multiple peril												
4. Homeowners multiple peril												
5.1 Commercial multiple peril (non-liability portion)												
5.2 Commercial multiple peril (liability portion)												
6. Mortgage guaranty												
8. Ocean marine												
9. Inland marine												
10. Financial guaranty												
11. Medical professional liability												
12. Earthquake												
13. Group accident and health (b)												
14. Credit A and H (group and individual)												
15.1 Collectively renewable A and H (b)												
15.2 Non-cancelable A and H (b)												
15.3 Guaranteed renewable A and H (b)												
15.4 Non-renewable for stated reasons only (b)												
15.5 Other accident only												
15.6 Medicare Title XVIII exempt from state taxes or fees												
15.7 All other A and H (b)												
15.8 Federal employees health benefits program premium (b)												
16. Workers' compensation												
17.1 Other liability - occurrence												
17.2 Other liability - claims-made												
17.3 Excess workers' compensation												
18. Products liability												
19.1 Private passenger auto no-fault (personal injury protection)												
19.2 Other private passenger auto liability												
19.3 Commercial auto no-fault (personal injury protection)												
19.4 Other commercial auto liability												
21.1 Private passenger auto physical damage												
21.2 Commercial auto physical damage												
22. Aircraft (all perils)												
23. Fidelity												
24. Surety												
26. Burglary and theft												
27. Boiler and machinery												
28. Credit												
30. Warranty												
34. Aggregate write-ins for other lines of business						240,000	2,002,000					
35. TOTALS (a)						240,000	2,002,000					
DETAILS OF WRITE-INS												
3401. Guaranty of Excess Share Deposits in Credit Unions						240,000	2,002,000					
3402.												
3403.												
3498. Summary of remaining write-ins for Line 34 from overflow page												
3499. Totals (Line 3401 through Line 3403 plus Line 3498) (Line 34 above)						240,000	2,002,000					

190T

(a) Finance and service charges not included in Line 1 to Line 35 \$
 (b) For health business on indicated lines report: Number of persons insured under PPO managed care products and number of persons insured under indemnity only products



EXHIBIT OF PREMIUMS AND LOSSES (Statutory Page 14)
BUSINESS IN THE STATE OF GRAND TOTAL DURING THE YEAR 2012

Line of Business	Gross Premiums, Including Policy and Membership Fees, Less Return Premiums and Premiums on Policies not Taken		3 Dividends Paid or Credited to Policyholders on Direct Business	4 Direct Unearned Premium Reserves	5 Direct Losses Paid (deducting salvage)	6 Direct Losses Incurred	7 Direct Losses Unpaid	8 Direct Defense and Cost Containment Expense Paid	9 Direct Defense and Cost Containment Expense Incurred	10 Direct Defense and Cost Containment Expense Unpaid	11 Commissions and Brokerage Expenses	12 Taxes, Licenses and Fees
	1 Direct Premiums Written	2 Direct Premiums Earned										
1. Fire												
2.1 Allied lines												
2.2 Multiple peril crop												
2.3 Federal flood												
3. Farmowners multiple peril												
4. Homeowners multiple peril												
5.1 Commercial multiple peril (non-liability portion)												
5.2 Commercial multiple peril (liability portion)												
6. Mortgage guaranty												
8. Ocean marine												
9. Inland marine												
10. Financial guaranty												
11. Medical professional liability												
12. Earthquake												
13. Group accident and health (b)												
14. Credit A and H (group and individual)												
15.1 Collectively renewable A and H (b)												
15.2 Non-cancelable A and H (b)												
15.3 Guaranteed renewable A and H (b)												
15.4 Non-renewable for stated reasons only (b)												
15.5 Other accident only												
15.6 Medicare Title XVIII exempt from state taxes or fees												
15.7 All other A and H (b)												
15.8 Federal employees health benefits program premium (b)												
16. Workers' compensation												
17.1 Other liability - occurrence												
17.2 Other liability - claims-made												
17.3 Excess workers' compensation												
18. Products liability												
19.1 Private passenger auto no-fault (personal injury protection)												
19.2 Other private passenger auto liability												
19.3 Commercial auto no-fault (personal injury protection)												
19.4 Other commercial auto liability												
21.1 Private passenger auto physical damage												
21.2 Commercial auto physical damage												
22. Aircraft (all perils)												
23. Fidelity												
24. Surety												
26. Burglary and theft												
27. Boiler and machinery												
28. Credit												
30. Warranty												
34. Aggregate write-ins for other lines of business	1,638,357	1,638,357				240,000	2,002,000					84,363
35. TOTALS (a)	1,638,357	1,638,357				240,000	2,002,000					84,363
DETAILS OF WRITE-INS												
3401.	1,638,357	1,638,357				240,000	2,002,000					84,363
3402.												
3403.												
3498. Summary of remaining write-ins for Line 34 from overflow page												
3499. Totals (Line 3401 through Line 3403 plus Line 3498) (Line 34 above)	1,638,357	1,638,357				240,000	2,002,000					84,363

19GT

(a) Finance and service charges not included in Line 1 to Line 35 \$
 (b) For health business on indicated lines report: Number of persons insured under PPO managed care products and number of persons insured under indemnity only products

Page 20

Sch. F, Pt. 1, Assumed Reinsurance

NONE

Page 21

Sch. F, Pt. 2, Premium Portfolio Reinsurance Effected or Canceled

NONE

ANNUAL STATEMENT FOR THE YEAR 2012 OF THE Excess Share Insurance Corporation

SCHEDULE F - PART 3

Ceded Reinsurance as of December 31, Current Year (000 Omitted)

1 Federal ID Number	2 NAIC Company Code	3 Name of Reinsurer	4 Domiciliary Jurisdiction	5 Reinsurance Contracts Ceding 75% or More of Direct Premiums Written	6 Reinsurance Premiums Ceded	Reinsurance Recoverable On									Reinsurance Payable		18 Net Amount Recoverable From Reinsurers Columns 15 - (16 + 17)	19 Funds Held by Company Under Reinsurance Treaties	
						7 Paid Losses	8 Paid LAE	9 Known Case Loss Reserves	10 Known Case LAE Reserves	11 IBNR Loss Reserves	12 IBNR LAE Reserves	13 Unearned Premiums	14 Contingent Commissions	15 Column 7 through Column 14 Totals	16 Ceded Balances Payable	17 Other Amounts Due to Reinsurers			
Authorized - Other U.S. Unaffiliated Insurers																			
13-1963496	20281	Federal Insurance Company	IN		335														
0599999 - Subtotal - Authorized - Other U.S. Unaffiliated Insurers						335													
0999999 - Total - Authorized						335													
2899999 - Total - Authorized, Unauthorized and Certified						335													
9999999 - TOTAL - Schedule F, Part 3						335													

22

NOTE: A. Report the five largest provisional commission rates included in the cedant's reinsurance treaties. The commission rate to be reported is by contract with ceded premium in excess of \$50,000:

	1 Name of Reinsurer	2 Commission Rate	3 Ceded Premium
1)
2)
3)
4)
5)

B. Report the five largest reinsurance recoverables reported in Column 15, due from any one reinsurer (based on the total recoverables, Line 9999999, Column 15), the amount of ceded premium, and indicate whether the recoverables are due from an affiliated insurer.

	1 Name of Reinsurer	2 Total Recoverables	3 Ceded Premium	4 Affiliated
1)	Yes () No ()
2)	Yes () No ()
3)	Yes () No ()
4)	Yes () No ()
5)	Yes () No ()

Page 23

Sch. F, Pt. 4, Aging of Ceded Reinsurance

NONE

Page 24

Sch. F, Pt. 5, Provision for Unauthorized Reinsurance

NONE

Sch. F, Pt. 5, Bank Footnote

NONE

Page 25, 26

Sch. F, Pt. 6 Sn. 1, Provision for Reinsurance Ceded

NONE

Sch. F, Pt. 6 Sn. 1, Bank Footnote

NONE

Page 27

Sch. F, Pt. 6 Sn. 2, Provision for Overdue Reinsurance Ceded

NONE

Page 28

Sch. F, Pt. 7, Provision for Overdue Authorized Reinsurance

NONE

Page 29

Sch. F, Pt. 8, Provision for Overdue Reinsurance

NONE

SCHEDULE F - PART 9

Restatement of Balance Sheet to Identify Net Credit for Reinsurance

	1 As Reported (Net of Ceded)	2 Restatement Adjustments	3 Restated (Gross of Ceded)
ASSETS (Page 2, Column 3)			
1. Cash and invested assets (Line 12)	51,204,599		51,204,599
2. Premiums and considerations (Line 15)	401,330		401,330
3. Reinsurance recoverable on loss and loss adjustment expense payments (Line 16.1)			
4. Funds held by or deposited with reinsured companies (Line 16.2)			
5. Other assets	123,905		123,905
6. Net amount recoverable from reinsurers			
7. Protected cell assets (Line 27)			
8. Totals (Line 28)	51,729,834		51,729,834
LIABILITIES (Page 3)			
9. Losses and loss adjustment expenses (Line 1 through Line 3)	2,002,000		2,002,000
10. Taxes, expenses, and other obligations (Line 4 through Line 8)	60,342		60,342
11. Unearned premiums (Line 9)			
12. Advance premiums (Line 10)			
13. Dividends declared and unpaid (Line 11.1 and Line 11.2)			
14. Ceded reinsurance premiums payable (net of ceding commissions) (Line 12)			
15. Funds held by company under reinsurance treaties (Line 13)			
16. Amounts withheld or retained by company for account of others (Line 14)			
17. Provision for reinsurance (Line 16)			
18. Other liabilities	29,186,135		29,186,135
19. Total liabilities excluding protected cell business (Line 26)	31,248,477		31,248,477
20. Protected cell liabilities (Line 27)			
21. Surplus as regards policyholders (Line 37)	20,481,357	X X X	20,481,357
22. Totals (Line 38)	51,729,834		51,729,834

NOTE: Is the restatement of this exhibit the result of grossing up balances ceded to affiliates under 100 percent reinsurance or pooling arrangements?

Yes () No (X)

If yes, give full explanation:

.....

.....

.....

.....

.....

.....

Page 31

Sch. H, Accident and Health Exhibit, Part 1
NONE

Page 32

Sch. H, Accident and Health Exhibit, Part 2
NONE

Sch. H, Accident and Health Exhibit, Part 3
NONE

Sch. H, Accident and Health Exhibit, Part 4
NONE

Page 33

Schedule H, Part 5, Health Claims
NONE

Page 36

Sch. P, Pt. 1A, Homeowners/Farmowners
NONE

Page 37

Sch. P, Pt. 1B, Private Passenger Auto Liability/Medical
NONE

Page 38

Sch. P, Pt. 1C, Commercial Auto/Truck Liability/Medical
NONE

Page 39

Sch. P, Pt. 1D, Workers' Compensation
NONE

Page 40

Sch. P, Pt. 1E, Commercial Multiple Peril
NONE

Page 41

Sch P, Pt. 1F, Sn. 1, Medical Professional Liability, Occurrence
NONE

Page 42

Sch P, Pt. 1F, Sn. 2, Medical Professional Liability Claims Made
NONE

Page 43

Sch. P, Pt. 1G, Special Liability
NONE

Page 44

Sch. P, Pt. 1H, Sn. 1, Other Liability, Occurrence
NONE

Page 45

Sch. P, Pt. 1H, Sn. 2, Other Liability, Claims Made
NONE

Page 46

Sch. P, Pt. 1I, Special Property
NONE

Page 47

Sch. P, Pt. 1J, Auto Physical Damage
NONE

Page 48

Sch. P, Pt. 1K, Fidelity/Surety
NONE

**SCHEDULE P - PART 1L - OTHER
(INCLUDING CREDIT, ACCIDENT AND HEALTH)**

(\$000 Omitted)

Years in Which Premiums Were Earned and Losses Were Incurred	Premiums Earned			Loss and Loss Expense Payments							12 Number of Claims Reported - Direct and Assumed	
	1 Direct and Assumed	2 Ceded	3 Net (Columns 1 - 2)	Loss Payments		Defense and Cost Containment Payments		Adjusting and Other Payments		10 Salvage and Subrogation Received		11 Total Net Paid (Columns 4 - 5 + 6 - 7 + 8 - 9)
				4 Direct and Assumed	5 Ceded	6 Direct and Assumed	7 Ceded	8 Direct and Assumed	9 Ceded			
1. Prior	XXX	XXX	XXX									XXX
2. 2011	1,591	356	1,235									XXX
3. 2012	1,638	335	1,303									XXX
4. Totals	XXX	XXX	XXX									XXX

	Losses Unpaid				Defense and Cost Containment Unpaid				Adjusting and Other Unpaid		23 Salvage and Subrogation Anticipated	24 Total Net Losses and Expenses Unpaid	25 Number of Claims Outstanding - Direct & Assumed
	Case Basis		Bulk + IBNR		Case Basis		Bulk + IBNR		21 Direct and Assumed	22 Ceded			
	13 Direct and Assumed	14 Ceded	15 Direct and Assumed	16 Ceded	17 Direct and Assumed	18 Ceded	19 Direct and Assumed	20 Ceded					
1.			200									200	
2.			601									601	
3.			1,201									1,201	
4.			2,002									2,002	

	Total Losses and Loss Expenses Incurred			Loss and Loss Expense Percentage (Incurred/Premiums Earned)			Nontabular Discount		34 Inter-Company Pooling Participation Percentage	Net Balance Sheet Reserves After Discount	
	26 Direct and Assumed	27 Ceded	28 Net	29 Direct and Assumed	30 Ceded	31 Net	32 Loss	33 Loss Expense		35 Losses Unpaid	36 Loss Expenses Unpaid
1.	XXX	XXX	XXX	XXX	XXX	XXX			XXX	200	
2.	601		601	37.8		48.7				601	
3.	1,201		1,201	73.3		92.2				1,201	
4.	XXX	XXX	XXX	XXX	XXX	XXX			XXX	2,002	

Page 50

Sch. P, Pt. 1M, International

NONE

Page 51

Sch. P, Pt. 1N, Reinsurance Property

NONE

Page 52

Sch. P, Pt. 1O, Reinsurance Liability

NONE

Page 53

Sch. P, Pt. 1P, Reinsurance Financial Lines

NONE

Page 54

Sch. P, Pt. 1R, Sn. 1, Products Liability, Occurrence

NONE

Page 55

Sch. P, Pt. 1R, Sn. 2, Products Liability, Claims Made

NONE

Page 56

Sch. P, Pt. 1S, Financial Guaranty/Mortgage Guaranty

NONE

Page 57

Sch. P, Pt. 1T, Warranty

NONE

Page 58

Sch. P, Pt. 2A, Homeowners/Farmowners

NONE

Sch. P, Pt. 2B, Private Passenger Auto Liability/Medical

NONE

Sch. P, Pt. 2C, Commercial Auto/Truck Liability/Medical

NONE

Sch. P, Pt. 2D, Workers' Compensation

NONE

Sch. P, Pt. 2E, Commercial Multiple Peril

NONE

Page 59

Sch P, Pt. 2F, Sn. 1, Medical Professional Liability, Occurrence

NONE

Sch P, Pt. 2F, Sn. 2, Medical Professional Liability Claims Made

NONE

Sch. P, Pt. 2G, Special Liability

NONE

Sch. P, Pt. 2H, Sn. 1, Other Liability, Occurrence

NONE

Sch. P, Pt. 2H, Sn. 2, Other Liability, Claims - Made

NONE

SCHEDULE P - PART 2I - SPECIAL PROPERTY (FIRE, ALLIED LINES, INLAND MARINE, EARTHQUAKE, BURGLARY, AND THEFT)

Years in Which Losses Were Incurred	INCURRED NET LOSSES AND DEFENSE AND COST CONTAINMENT EXPENSES REPORTED AT YEAR END (\$000 OMITTED)										DEVELOPMENT	
	1 2003	2 2004	3 2005	4 2006	5 2007	6 2008	7 2009	8 2010	9 2011	10 2012	11 One Year	12 Two Year
1. Prior	XXX	XXX	XXX	XXX	XXX	XXX	XXX					
2. 2011	XXX	XXX	XXX	XXX	XXX	X	X	XXX				XXX
3. 2012	XXX	XXX	XXX	XXX	XXX	X	NONE	X	XXX	XXX		XXX
4. Totals												

SCHEDULE P - PART 2J - AUTO PHYSICAL DAMAGE

1. Prior	XXX	XXX	XXX	XXX	XXX	XXX	XXX					
2. 2011	XXX	XXX	XXX	XXX	XXX	X	X	XXX				XXX
3. 2012	XXX	XXX	XXX	XXX	XXX	X	NONE	X	XXX	XXX		XXX
4. Totals												

SCHEDULE P - PART 2K - FIDELITY, SURETY

1. Prior	XXX	XXX	XXX	XXX	XXX	XXX	XXX					
2. 2011	XXX	XXX	XXX	XXX	XXX	X	X	XXX				XXX
3. 2012	XXX	XXX	XXX	XXX	XXX	X	NONE	X	XXX	XXX		XXX
4. Totals												

SCHEDULE P - PART 2L - OTHER (INCLUDING CREDIT, ACCIDENT AND HEALTH)

1. Prior	XXX	XXX	XXX	XXX	XXX	XXX	XXX	1,482	705	200	(505)	(1,282)
2. 2011	XXX	XXX	XXX	XXX	XXX	XXX	XXX	XXX	1,057	601	(456)	XXX
3. 2012	XXX	XXX	XXX	XXX	XXX	XXX	XXX	XXX	XXX	1,201	XXX	XXX
4. Totals											(961)	(1,282)

SCHEDULE P - PART 2M - INTERNATIONAL

1. Prior												
2. 2003												
3. 2004	XXX											
4. 2005	XXX	XXX										
5. 2006	XXX	XXX	XXX									
6. 2007	XXX	XXX	XXX									
7. 2008	XXX	XXX	XXX									
8. 2009	XXX	XXX	XXX									
9. 2010	XXX	XXX	XXX									
10. 2011	XXX	XXX	XXX									XXX
11. 2012	XXX	XXX	XXX						X		XXX	XXX
12. Totals												

Page 61

Sch. P, Pt. 2N, Reinsurance
NONE

Sch. P, Pt. 2O, Reinsurance
NONE

Sch. P, Pt. 2P, Reinsurance
NONE

Page 62

Sch. P, Pt. 2R, Sn. 1, Products Liability, Occurrence
NONE

Sch. P, Pt. 2R, Sn. 2, Products Liability, Claims Made
NONE

Sch. P, Pt. 2S, Financial Guaranty/Mortgage Guaranty
NONE

Sch. P, Pt. 2T, Warranty
NONE

Page 63

Sch. P, Pt. 3A, Homeowners/Farmowners
NONE

Sch. P, Pt. 3B, Private Passenger Auto Liability/Medical
NONE

Sch. P, Pt. 3C, Commercial Auto/Truck Liability/Medical
NONE

Sch. P, Pt. 3D, Workers' Compensation
NONE

Sch. P, Pt. 3E, Commercial Multiple Peril
NONE

Page 64

Sch P, Pt. 3F, Sn. 1, Medical Professional Liability, Occurrence
NONE

Sch P, Pt. 3F, Sn. 2, Medical Professional Liability, Claims Made
NONE

Sch. P, Pt. 3G, Special Liability
NONE

Sch. P, Pt. 3H, Sn. 1, Other Liability, Occurrence
NONE

Sch. P, Pt. 3H, Sn. 2, Other Liability, Claims Made
NONE

Page 65

Sch. P, Pt. 3I, Special Property

NONE

Sch. P, Pt. 3J, Auto Physical Damage

NONE

Sch. P, Pt. 3K, Fidelity/Surety

NONE

Sch. P, Pt. 3L, Other (Including Credit, Accident and Health)

NONE

Sch. P, Pt. 3M, International

NONE

Page 66

Sch. P, Pt. 3N, Reinsurance

NONE

Sch. P, Pt. 3O, Reinsurance

NONE

Sch. P, Pt. 3P, Reinsurance

NONE

Page 67

Sch. P, Pt. 3R, Sn. 1, Product Liability, Occurrence

NONE

Sch. P, Pt. 3R, Sn. 2, Product Liability, Claims Made

NONE

Sch. P, Pt. 3S, Financial Guaranty/Mortgage Guaranty

NONE

Sch. P, Pt. 3T, Warranty

NONE

Page 68

Sch. P, Pt. 4A, Homeowners/Farmowners

NONE

Sch. P, Pt. 4B, Private Passenger Auto Liability/Medical

NONE

Sch. P, Pt. 4C, Commercial Auto/Truck Liability/Medical

NONE

Sch. P, Pt. 4D, Workers' Compensation

NONE

Sch. P, Pt. 4E, Commercial Multiple Peril

NONE

Page 69

Sch P, Pt. 4F, Sn. 1, Medical Professional Liability, Occurrence
NONE

Sch P, Pt. 4F, Sn. 2, Medical Professional Liability, Claims Made
NONE

Sch. P, Pt. 4G, Special Liability
NONE

Sch. P, Pt. 4H, Sn. 1, Other Liability, Occurrence
NONE

Sch. P, Pt. 4H, Sn. 2, Other Liability, Claims Made
NONE

SCHEDULE P - PART 4I - SPECIAL PROPERTY (FIRE, ALLIED LINES, INLAND MARINE, EARTHQUAKE, BURGLARY AND THEFT)

Years in Which Losses Were Incurred	BULK AND IBNR RESERVES ON NET LOSSES AND DEFENSE AND COST CONTAINMENT EXPENSES REPORTED AT YEAR END (\$000 OMITTED)									
	1 2003	2 2004	3 2005	4 2006	5 2007	6 2008	7 2009	8 2010	9 2011	10 2012
1. Prior	XXX	XXX	XXX	XXX	XXX	XXX	XXX	XXX	XXX	XXX
2. 2011	XXX	XXX	XXX	XXX	XXX	XXX	XXX	XXX	XXX	XXX
3. 2012	XXX	XXX	XXX	XXX	NONE	XXX	XXX	XXX	XXX	XXX

SCHEDULE P - PART 4J - AUTO PHYSICAL DAMAGE

1. Prior	XXX	XXX	XXX	XXX	XXX	XXX	XXX	XXX	XXX	XXX
2. 2011	XXX	XXX	XXX	XXX	NONE	XXX	XXX	XXX	XXX	XXX
3. 2012	XXX	XXX	XXX	XXX	NONE	XXX	XXX	XXX	XXX	XXX

SCHEDULE P - PART 4K - FIDELITY/SURETY

1. Prior	XXX	XXX	XXX	XXX	XXX	XXX	XXX	XXX	XXX	XXX
2. 2011	XXX	XXX	XXX	XXX	NONE	XXX	XXX	XXX	XXX	XXX
3. 2012	XXX	XXX	XXX	XXX	NONE	XXX	XXX	XXX	XXX	XXX

SCHEDULE P - PART 4L - OTHER (INCLUDING CREDIT, ACCIDENT AND HEALTH)

1. Prior	XXX	XXX	XXX	XXX	XXX	XXX	XXX	XXX	889	529	200
2. 2011	XXX	XXX	XXX	XXX	XXX	XXX	XXX	XXX	XXX	1,057	601
3. 2012	XXX	XXX	XXX	XXX	XXX	XXX	XXX	XXX	XXX	XXX	1,201

SCHEDULE P - PART 4M - INTERNATIONAL

1. Prior											
2. 2003											
3. 2004	XXX										
4. 2005	XXX	XXX									
5. 2006	XXX	XXX									
6. 2007	XXX	XXX									
7. 2008	XXX	XXX									
8. 2009	XXX	XXX									
9. 2010	XXX	XXX									
10. 2011	XXX	XXX						XXX			
11. 2012	XXX	XXX						XXX	XXX		

Page 71

Sch. P, Pt. 4N, Reinsurance
NONE

Sch. P, Pt. 4O, Reinsurance
NONE

Sch. P, Pt. 4P, Reinsurance
NONE

Page 72

Sch. P, Pt. 4R, Sn. 1, Products Liability, Occurrence
NONE

Sch. P, Pt. 4R, Sn. 2, Products Liability, Claims Made
NONE

Sch. P, Pt. 4S, Financial Guaranty/Mortgage Guaranty
NONE

Sch. P, Pt. 4T, Warranty
NONE

Page 73

Sch. P, Pt. 5A, Sn. 1, Homeowners/Farmowners
NONE

Sch. P, Pt. 5A, Sn. 2, Homeowners/Farmowners
NONE

Sch. P, Pt. 5A, Sn. 3, Homeowners/Farmowners
NONE

Page 74

Sch. P, Pt. 5B, Sn. 1, Private Passenger Auto Liability/Medical
NONE

Sch. P, Pt. 5B, Sn. 2, Private Passenger Auto Liability/Medical
NONE

Sch. P, Pt. 5B, Sn. 3, Private Passenger Auto Liability/Medical
NONE

Page 75

Sch. P, Pt. 5C, Sn. 1, Commercial Auto/Truck Liability/Medical
NONE

Sch. P, Pt. 5C, Sn. 2, Commercial Auto/Truck Liability/Medical
NONE

Sch. P, Pt. 5C, Sn. 3, Commercial Auto/Truck Liability/Medical
NONE

Page 76

Sch. P, Pt. 5D, Sn. 1, Workers' Compensation
NONE

Sch. P, Pt. 5D, Sn. 2, Workers' Compensation
NONE

Sch. P, Pt. 5D, Sn. 3, Workers' Compensation
NONE

Page 77

Sch. P, Pt. 5E, Sn. 1, Commercial Multiple Peril
NONE

Sch. P, Pt. 5E, Sn. 2, Commercial Multiple Peril
NONE

Sch. P, Pt. 5E, Sn. 3, Commercial Multiple Peril
NONE

Page 78

Sch P, Pt. 5F, Sn. 1A, Medical Professional Liability, Occurrence
NONE

Sch P, Pt. 5F, Sn. 2A, Medical Professional Liability, Occurrence
NONE

Sch P, Pt. 5F, Sn. 3A, Medical Professional Liability, Occurrence
NONE

Page 79

Sch P, Pt. 5F, Sn. 1B, Medical Professional Liability Claims Made
NONE

Sch P, Pt. 5F, Sn. 2B, Medical Professional Liability Claims Made
NONE

Sch P, Pt. 5F, Sn. 3B, Medical Professional Liability Claims Made
NONE

Page 80

Sch. P, Pt. 5H, Sn. 1A, Other Liability, Occurrence
NONE

Sch. P, Pt. 5H, Sn. 2A, Other Liability, Occurrence
NONE

Sch. P, Pt. 5H, Sn. 3A, Other Liability, Occurrence
NONE

Page 81

Sch. P, Pt. 5H, Sn. 1B, Other Liability, Claims Made
NONE

Sch. P, Pt. 5H, Sn. 2B, Other Liability, Claims Made
NONE

Sch. P, Pt. 5H, Sn. 3B, Other Liability, Claims Made
NONE

Page 82

Sch. P, Pt. 5R, Sn. 1A, Products Liability, Occurrence
NONE

Sch. P, Pt. 5R, Sn. 2A, Products Liability, Occurrence
NONE

Sch. P, Pt. 5R, Sn. 3A, Products Liability, Occurrence
NONE

Page 83

Sch. P, Pt. 5R, Sn. 1B, Products Liability, Claims Made
NONE

Sch. P, Pt. 5R, Sn. 2B, Products Liability, Claims Made
NONE

Sch. P, Pt. 5R, Sn. 3B, Products Liability, Claims Made
NONE

Page 84

Sch. P, Pt. 5T, Sn. 1, Warranty
NONE

Sch. P, Pt. 5T, Sn. 2, Warranty
NONE

Sch. P, Pt. 5T, Sn. 3, Warranty
NONE

Page 85

Sch. P, Pt. 6C, Sn. 1, Commercial Auto/Truck Liability/Medical
NONE

Sch. P, Pt. 6C, Sn. 2, Commercial Auto/Truck Liability/Medical
NONE

Sch. P, Pt. 6D, Sn. 1, Workers' Compensation
NONE

Sch. P, Pt. 6D, Sn. 2, Workers' Compensation
NONE

Page 86

Sch. P, Pt. 6E, Sn. 1, Commercial Multiple Peril
NONE

Sch. P, Pt. 6E, Sn. 2, Commercial Multiple Peril
NONE

Sch. P, Pt. 6H, Sn. 1A, Other Liability, Occurrence
NONE

Sch. P, Pt. 6H, Sn. 2A, Other Liability, Occurrence
NONE

Page 87

Sch. P, Pt. 6H, Sn. 1B, Other Liability, Claims Made
NONE

Sch. P, Pt. 6H, Sn. 2B, Other Liability, Claims Made
NONE

Sch. P, Pt. 6M, Sn. 1, International
NONE

Sch. P, Pt. 6M, Sn. 2, International
NONE

Page 88

Sch. P, Pt. 6N, Sn. 1, Reinsurance

NONE

Sch. P, Pt. 6N, Sn. 2, Reinsurance

NONE

Sch. P, Pt. 6O, Sn. 1, Reinsurance

NONE

Sch. P, Pt. 6O, Sn. 2, Reinsurance

NONE

Page 89

Sch. P, Pt. 6R, Sn. 1A, Products Liability, Occurrence

NONE

Sch. P, Pt. 6R, Sn. 2A, Products Liability, Occurrence

NONE

Sch. P, Pt. 6R, Sn. 1B, Products Liability, Claims Made

NONE

Sch. P, Pt. 6R, Sn. 2B, Products Liability, Claims Made

NONE

Page 90

Sch. P, Pt. 7A, Sn. 1, Primary, Loss Sensitive Contracts

NONE

Sch. P, Pt. 7A, Sn. 2, Incurred Losses and Cost Containment Exp

NONE

Sch. P, Pt. 7A, Sn. 3, Bulk and Incurred But Not Reported Res.

NONE

Page 91

Sch. P, Pt. 7A, Sn. 4, Net Earned Premiums Reported

NONE

Sch. P, Pt. 7A, Sn. 5, Net Reserve for Premium Adjustments

NONE

Page 92

Sch. P, Pt. 7B, Sn. 1, Reinsurance Loss Sensitive Contracts

NONE

Sch. P, Pt. 7B, Sn. 2, Incurred Losses and Cost Containment Exp.

NONE

Sch. P, Pt. 7B, Sn. 3, Bulk Incurred But Not Reported Reserves

NONE

Page 93

Sch. P, Pt. 7B, Sn. 4, Net Earned Premiums Reported at Year End
NONE

Sch. P, Pt. 7B, Sn. 5, Net Reserve for Premium Adjustments
NONE

Sch. P, Pt. 7B, Sn. 6, Incurred Adjustable Commissions
NONE

Sch. P, Pt. 7B, Sn. 7, Reserves for Commission Adjustments
NONE

SCHEDULE P INTERROGATORIES

- 1. The following questions relate to yet-to-be-issued Extended Reporting Endorsements (EREs) arising from Death, Disability, or Retirement (DDR) provisions in Medical Professional Liability Claims Made insurance policies. EREs provided for reasons other than DDR are not to be included.
- 1.1 Does the company issue Medical Professional Liability Claims Made insurance policies that provide tail (also known as an extended reporting endorsement, or "ERE") benefits in the event of Death, Disability, or Retirement (DDR) at a reduced charge or at no additional cost? Yes () No (X)
 If the answer to question 1.1 is "no", leave the following questions blank. If the answer to question 1.1 is "yes", please answer the following questions:
- 1.2 What is the total amount of the reserve for that provision (DDR Reserve), as reported, explicitly or not, elsewhere in this statement (in dollars)? \$
- 1.3 Does the company report any DDR reserve as Unearned Premium Reserve per SSAP #65? Yes () No (X)
- 1.4 Does the company report any DDR reserve as loss or loss adjustment expense reserve? Yes () No (X)
- 1.5 If the company reports DDR reserve as Unearned Premium Reserve, does that amount match the figure on the Underwriting and Investment Exhibit, Part 1A - Recapitulation of all Premiums (Page 7) Column 2, Lines 11.1 plus 11.2? Yes () No () N/A (X)
- 1.6 If the company reports DDR reserve as loss or loss adjustment expense reserve, please complete the following table corresponding to where these reserves are reported in Schedule P:

Years in Which Premiums Were Earned and Losses Were Incurred	DDR Reserve Included in Schedule P, Part 1F, Medical Professional Liability Column 24: Total Net Losses and Expenses Unpaid	
	1 Section 1: Occurrence	2 Section 2: Claims-Made
1.601 Prior		
1.602 2003		
1.603 2004		
1.604 2005		
1.605 2006		
1.606 2007		
1.607 2008		
1.608 2009		
1.609 2010		
1.610 2011		
1.611 2012		
1.612 TOTALS		

- 2. The definition of allocated loss adjustment expenses (ALAE) and, therefore, unallocated loss adjustment expenses (ULAE) was changed effective January 1, 1998. This change in definition applies to both paid and unpaid expenses. Are these expenses (now reported as "Defense and Cost Containment" and "Adjusting and Other") reported in compliance with these definitions in this statement? Yes (X) No ()
- 3. The Adjusting and Other expense payments and reserves should be allocated to the years in which the losses were incurred based on the number of claims reported, closed and outstanding in those years. When allocating Adjusting and Other expense between companies in a group or a pool, the Adjusting and Other expense should be allocated in the same percentage used for the loss amounts and the claim counts. For reinsurers, Adjusting and Other expense assumed should be reported according to the reinsurance contract. For Adjusting and Other expense incurred by reinsurers, or in those situations where suitable claim count information is not available, Adjusting and Other expense should be allocated by a reasonable method determined by the company and described in Interrogatory 7, below. Are they so reported in this Statement? Yes () No (X)
- 4. Do any lines in Schedule P include reserves that are reported gross of any discount to present value of future payments, and that are reported net of such discounts on Page 10? Yes () No (X)
 If yes, proper disclosure must be made in the Notes to Financial Statements, as specified in the Instructions. Also, the discounts must be reported in Schedule P - Part 1, Column 32 and Column 33.
 Schedule P must be completed gross of non-tabular discounting. Work papers relating to discount calculations must be available for examination upon request.
 Discounting is allowed only if expressly permitted by the state insurance department to which this Annual Statement is being filed.
- 5. What were the net premiums in force at the end of the year for: 5.1 Fidelity \$
 (in thousands of dollars) 5.2 Surety \$
- 6. Claim count information is reported per claim or per claimant. (Indicate which).
 If not the same in all years, explain in Interrogatory 7.
- 7.1 The information provided in Schedule P will be used by many persons to estimate the adequacy of the current loss and expense reserves, among other things. Are there any especially significant events, coverage, retention or accounting changes that have occurred that must be considered when making such analyses? Yes () No (X)
- 7.2 An extended statement may be attached:

Page 96

Sch. T, Part 2, Interstate Compact

NONE

SCHEDULE Y

PART 1A - DETAIL OF INSURANCE HOLDING COMPANY SYSTEM

Group Code	Group Name	NAIC Company Code	Federal ID Number	Federal RSSD	CIK	Name of Securities Exchange if Publicly Traded (U.S. or International)	Names of Parent, Subsidiaries or Affiliates	Domiciliary Location	Relationship to Reporting Entity	Directly Controlled by (Name of Entity/Person)	Type of Control (Ownership, Board, Management, Attorney-in-Fact, Influence, Other)	If Control is Ownership Provide Percentage	Ultimate Controlling Entity (ies) / Person (s)	*
03590	American Mutual Share Ins .	10003	31-13853517				Excess Share Insurance Corporation	OH	DS	American Mutual Share Insurance Corporation	Ownership	100.000	American Mutual Share Ins. Corp.	
03590	American Mutual Share Ins .	12700	23-7376679				American Mutual Share Insurance Corporation	OH	UDP	American Mutual Share Insurance Corporation	Ownership	100.000	American Mutual Share Ins. Corp.	

Asterisk	Explanation
----------	-------------

NONE

ANNUAL STATEMENT FOR THE YEAR 2012 OF THE Excess Share Insurance Corporation

SCHEDULE Y

PART 2 - SUMMARY OF INSURER'S TRANSACTIONS WITH ANY AFFILIATES

1	2	3	4	5	6	7	8	9	10	11	12	13
NAIC Company Code	Federal ID Number	Names of Insurers and Parent, Subsidiaries or Affiliates	Shareholder Dividends	Capital Contributions	Purchases, Sales or Exchanges of Loans, Securities, Real Estate, Mortgage Loans or Other Investments	Income/ (Disbursements) Incurred in Connection with Guarantees or Undertakings for the Benefit of any Affiliate(s)	Management Agreements and Service Contracts	Income/ (Disbursements) Incurred Under Reinsurance Agreements	*	Any Other Material Activity Not in the Ordinary Course of the Insurer's Business	Totals	Reinsurance Recoverable/ (Payable) on Losses and/or Reserve Credit Taken/ (Liability)
12700	23-7376679	American Mutual Share Insurance Corp						1,139,700			1,139,700	
10003	31-1383517	Excess Share Insurance Corp						(1,139,700)			(1,139,700)	
9999999 - CONTROL TOTALS												

If the nature of the transactions reported in Part 2 requires explanation, report such in the following explanatory note:

.....

SUPPLEMENTAL EXHIBITS AND SCHEDULES INTERROGATORIES

The following supplemental reports are required to be filed as part of your statement filing unless specifically waived by the domiciliary state. However, in the event that your domiciliary state waives the filing requirement, your response of WAIVED to the specific interrogatory will be accepted in lieu of filing a "NONE" report and a bar code will be printed below. If the supplement is required of your company but is not being filed for whatever reason, enter SEE EXPLANATION and provide an explanation following the interrogatory questions.

	MARCH FILING	RESPONSES
1. Will an actuarial opinion be filed by March 1?		YES
EXPLANATION:		
BARCODE: Document Identifier 440:		
2. Will the Supplemental Compensation Exhibit be filed with the state of domicile by March 1?		YES
EXPLANATION:		
BARCODE: Document Identifier 460:		
3. Will the confidential Risk-based Capital Report be filed with the NAIC by March 1?		YES
EXPLANATION:		
BARCODE: Document Identifier 390:		
4. Will the confidential Risk-based Capital Report be filed with the state of domicile, if required, by March 1?		YES
EXPLANATION:		
BARCODE: Document Identifier 390:		
	APRIL FILING	
5. Will the Insurance Expense Exhibit be filed with the state of domicile and the NAIC by April 1?		YES
EXPLANATION:		
BARCODE: Document Identifier 270:		
6. Will Management's Discussion and Analysis be filed by April 1?		YES
EXPLANATION:		
BARCODE: Document Identifier 350:		
7. Will the Supplemental Investment Risks Interrogatories be filed by April 1?		YES
EXPLANATION:		
BARCODE: Document Identifier 285:		
	MAY FILING	
8. Will this company be included in a combined annual statement that is filed with the NAIC by May 1?		YES
EXPLANATION:		
BARCODE: Document Identifier 201:		

SUPPLEMENTAL EXHIBITS AND SCHEDULES INTERROGATORIES (Continued)

The following supplemental reports are required to be filed as part of your statement filing unless specifically waived by the domiciliary state. However, in the event that your domiciliary state waives the filing requirement, your response of WAIVED to the specific interrogatory will be accepted in lieu of filing a "NONE" report and a bar code will be printed below. If the supplement is required of your company but is not being filed for whatever reason, enter SEE EXPLANATION and provide an explanation following the interrogatory questions.

JUNE FILING

9. Will an audited financial report be filed by June 1? YES

EXPLANATION:

BARCODE:

Document Identifier 220:

10. Will Accountants Letter of Qualifications be filed with the state of domicile and electronically with the NAIC by June 1? YES

EXPLANATION:

BARCODE:

Document Identifier 221:

AUGUST FILING

11. Will Communication of Internal Control Related Matters Noted in Audit be filed with the state of domicile by August 1? YES

EXPLANATION:

BARCODE:

Document Identifier 222

The following supplemental reports are required to be filed as part of your statement filing. However, in the event that your company does not transact the type of business for which the special report must be filed, your response of NO to the specific interrogatory will be accepted in lieu of filing a "NONE" report and a bar code will be printed below. If the supplement is required of your company but is not being filed for whatever reason, enter SEE EXPLANATION and provide an explanation following the interrogatory questions.

MARCH FILING

12. Will Schedule SIS (Stockholder Information Supplement) be filed with the state of domicile by March 1? NO

EXPLANATION:

BARCODE:

Document Identifier 420:



13. Will the Financial Guaranty Insurance Exhibit be filed by March 1? NO

EXPLANATION:

BARCODE:

Document Identifier 240:



14. Will the Medicare Supplement Insurance Experience Exhibit be filed with the state of domicile and the NAIC by March 1? NO

EXPLANATION:

BARCODE:

Document Identifier 360:



15. Will Supplement A to Schedule T (Medical Professional Liability Supplement) be filed by March 1? NO

EXPLANATION:

BARCODE:

Document Identifier 455:



16. Will the Trusteed Surplus Statement be filed with the state of domicile and the NAIC by March 1? NO

EXPLANATION:







BARCODE:

Document Identifier 490:



**SUPPLEMENTAL EXHIBITS AND SCHEDULES INTERROGATORIES
(Continued)**

The following supplemental reports are required to be filed as part of your statement filing. However, in the event that your company does not transact the type of business for which the special report must be filed, your response of NO to the specific interrogatory will be accepted in lieu of filing a "NONE" report and a bar code will be printed below. If the supplement is required of your company but is not being filed for whatever reason, enter SEE EXPLANATION and provide an explanation following the interrogatory questions.

MARCH FILING	RESPONSES
17. Will the Premiums Attributed to Protected Cells Exhibit be filed by March 1?	NO
EXPLANATION:	
BARCODE: Document Identifier 385:	1 0 0 0 3 2 0 1 2 3 8 5 0 0 0 0 0 
18. Will the Reinsurance Summary Supplemental Filing for General Interrogatory 9 be filed with the state of domicile and the NAIC by March 1?	NO
EXPLANATION:	
BARCODE: Document Identifier 401:	1 0 0 0 3 2 0 1 2 4 0 1 0 0 0 0 0 
19. Will the Medicare Part D Coverage Supplement be filed with the state of domicile and the NAIC by March 1?	NO
EXPLANATION:	
BARCODE: Document Identifier 365:	1 0 0 0 3 2 0 1 2 3 6 5 0 0 0 0 0 
20. Will the confidential Actuarial Opinion Summary be filed with the state of domicile, if required, by March 15 (or the date otherwise specified)?	YES
EXPLANATION:	
BARCODE: Document Identifier 441:	
21. Will the Reinsurance Attestation Supplement be filed with the state of domicile and the NAIC by March 1?	YES
EXPLANATION:	
BARCODE: Document Identifier 399:	
22. Will the Exceptions to the Reinsurance Attestation Supplement be filed with the state of domicile by March 1?	NO
EXPLANATION:	
BARCODE: Document Identifier 400:	1 0 0 0 3 2 0 1 2 4 0 0 0 0 0 0 0 
23. Will the Bail Bond Supplement be filed with the state of domicile and the NAIC by March 1?	NO
EXPLANATION:	
BARCODE: Document Identifier 500:	1 0 0 0 3 2 0 1 2 5 0 0 0 0 0 0 0 
24. Will the Director and Officer Insurance Coverage Supplement be filed with the state of domicile and the NAIC by March 1?	NO
EXPLANATION:	
BARCODE: Document Identifier 505:	1 0 0 0 3 2 0 1 2 5 0 5 0 0 0 0 0 

**SUPPLEMENTAL EXHIBITS AND SCHEDULES INTERROGATORIES
(Continued)**

The following supplemental reports are required to be filed as part of your statement filing. However, in the event that your company does not transact the type of business for which the special report must be filed, your response of NO to the specific interrogatory will be accepted in lieu of filing a "NONE" report and a bar code will be printed below. If the supplement is required of your company but is not being filed for whatever reason, enter SEE EXPLANATION and provide an explanation following the interrogatory questions.

MARCH FILING	RESPONSES
25. Will an approval from the reporting entity's state of domicile for relief related to the five-year rotation requirement for lead audit partner be filed electronically with the NAIC by March 1?	NO

EXPLANATION:

BARCODE:
Document Identifier 224: 1 0 0 0 3 2 0 1 2 2 2 4 0 0 0 0 0


26. Will an approval from the reporting entity's state of domicile for relief related to the one-year cooling off period for independent CPA be filed electronically with the NAIC by March 1?	NO
------------------------------------------------------------------------------------------------------------------------------------------------------------------------------------------------	----

EXPLANATION:

BARCODE:
Document Identifier 225: 1 0 0 0 3 2 0 1 2 2 2 5 0 0 0 0 0


27. Will an approval from the reporting entity's state of domicile for relief related to the Requirements for Audit Committees be filed electronically with the NAIC by March 1?	NO
----------------------------------------------------------------------------------------------------------------------------------------------------------------------------------	----

EXPLANATION:

BARCODE:
Document Identifier 226: 1 0 0 0 3 2 0 1 2 2 2 6 0 0 0 0 0


APRIL FILING

28. Will the Credit Insurance Experience Exhibit be filed with the state of domicile and the NAIC by April 1?	NO
---------------------------------------------------------------------------------------------------------------	----

EXPLANATION:

BARCODE:
Document Identifier 230: 1 0 0 0 3 2 0 1 2 2 3 0 0 0 0 0 0



29. Will the Long-Term Care Experience Reporting Forms be filed with the state of domicile and the NAIC by April 1?	NO
---------------------------------------------------------------------------------------------------------------------	----

EXPLANATION:

BARCODE:
Document Identifier 306: 1 0 0 0 3 2 0 1 2 3 0 6 0 0 0 0 0


30. Will the Accident and Health Policy Experience Exhibit be filed by April 1?	NO
---------------------------------------------------------------------------------	----

EXPLANATION:

BARCODE:
Document Identifier 210: 1 0 0 0 3 2 0 1 2 2 1 0 0 0 0 0 0


31. Will the Supplemental Health Care Exhibit (Parts 1, 2 and 3) be filed with the state of domicile and the NAIC by April 1?	NO
-------------------------------------------------------------------------------------------------------------------------------	----

EXPLANATION:

BARCODE:
Document Identifier 216: 1 0 0 0 3 2 0 1 2 2 1 6 0 0 0 0 0


APRIL FILING

32. Will the regulator only (non-public) Supplemental Health Care Exhibit's Allocation Report be filed with the state of domicile and the NAIC by April 1?	NO
------------------------------------------------------------------------------------------------------------------------------------------------------------	----

EXPLANATION:

BARCODE:
Document Identifier 217: 1 0 0 0 3 2 0 1 2 2 1 7 0 0 0 0 0


SUPPLEMENTAL EXHIBITS AND SCHEDULES INTERROGATORIES (Continued)

The following supplemental reports are required to be filed as part of your statement filing. However, in the event that your company does not transact the type of business for which the special report must be filed, your response of NO to the specific interrogatory will be accepted in lieu of filing a "NONE" report and a bar code will be printed below. If the supplement is required of your company but is not being filed for whatever reason, enter SEE EXPLANATION and provide an explanation following the interrogatory questions.

AUGUST FILING

RESPONSES

33. Will Management's Report of Internal Control Over Financial Reporting be filed with the state of domicile by August 1?

NO

EXPLANATION:

BARCODE:

Document Identifier 223:



Property and Casualty

Annual Statement Blank Alphabetical Index

Assets	2	Schedule H - Parts 2, 3, and 4	32
Cash Flow	5	Schedule H - Part 5 - Health Claims	33
Exhibit of Capital Gains (Losses)	12	Schedule P - Part 1 - Summary	34
Exhibit of Net Investment Income	12	Schedule P - Part 1A - Homeowners/ Farmowners	36
Exhibit of Nonadmitted Assets	13	Schedule P - Part 1B - Private Passenger Auto Liability/Medical	37
Exhibit of Premiums and Losses (State Page)	19	Schedule P - Part 1C - Commercial Auto/Truck Liability/Medical	38
Five-Year Historical Data	17	Schedule P - Part 1D - Workers' Compensation	39
General Interrogatories	15	Schedule P - Part 1E - Commercial Multiple Peril	40
Jurat Page	1	Schedule P - Part 1F - Section 1 - Medical Professional Liability - Occurrence	41
Liabilities, Surplus and Other Funds	3	Schedule P - Part 1F - Section 2 - Medical Professional Liability - Claims-Made	42
Notes To Financial Statements	14	Schedule P - Part 1G - Special Liability (Ocean, Marine, Aircraft (All Perils), Boiler and Machinery)	43
Overflow Page For Write-ins	101	Schedule P - Part 1H - Section 1 - Other Liability - Occurrence	44
Schedule A - Part 1	E01	Schedule P - Part 1H - Section 2 - Other Liability - Claims-Made	45
Schedule A - Part 2	E02	Schedule P - Part 1I - Special Property (Fire, Allied Lines, Inland Marine, Earthquake, Burglary and Theft)	46
Schedule A - Part 3	E03	Schedule P - Part 1J - Auto Physical Damage	47
Schedule A - Verification Between Years	SI02	Schedule P - Part 1K - Fidelity/Surety	48
Schedule B - Part 1	E04	Schedule P - Part 1L - Other (Including Credit, Accident and Health)	49
Schedule B - Part 2	E05	Schedule P - Part 1M - International	50
Schedule B - Part 3	E06	Schedule P - Part 1N - Reinsurance	51
Schedule B - Verification Between Years	SI02	Schedule P - Part 1O - Reinsurance	52
Schedule BA - Part 1	E07	Schedule P - Part 1P - Reinsurance	53
Schedule BA - Part 2	E08	Schedule P - Part 1R - Section 1 - Products Liability - Occurrence	54
Schedule BA - Part 3	E09	Schedule P - Part 1R - Section 2 - Products Liability - Claims-Made	55
Schedule BA - Verification Between Years	SI03	Schedule P - Part 1S - Financial Guaranty/Mortgage Guaranty	56
Schedule D - Part 1	E10	Schedule P - Part 1T - Warranty	57
Schedule D - Part 1A - Section 1	SI05	Schedule P - Parts 2, 3, and 4 - Summary	35
Schedule D - Part 1A - Section 2	SI08	Schedule P - Part 2A - Homeowners/ Farmowners	58
Schedule D - Part 2 - Section 1	E11	Schedule P - Part 2B - Private Passenger Auto Liability/Medical	58
Schedule D - Part 2 - Section 2	E12	Schedule P - Part 2C - Commercial Auto/Truck Liability/Medical	58
Schedule D - Part 3	E13	Schedule P - Part 2D - Workers' Compensation	58
Schedule D - Part 4	E14	Schedule P - Part 2E - Commercial Multiple Peril	58
Schedule D - Part 5	E15	Schedule P - Part 2F - Section 1 - Medical Professional Liability - Occurrence	59
Schedule D - Part 6 - Section 1	E16	Schedule P - Part 2F - Section 2 - Medical Professional Liability - Claims-Made	59
Schedule D - Part 6 - Section 2	E16	Schedule P - Part 2G - Special Liability (Ocean Marine, Aircraft (All Perils), Boiler and Machinery)	59
Schedule D - Summary By Country	SI04	Schedule P - Part 2H - Section 1 - Other Liability - Occurrence	59
Schedule D - Verification Between Years	SI03	Schedule P - Part 2H - Section 2 - Other Liability - Claims-Made	59
Schedule DA - Part 1	E17	Schedule P - Part 2I - Special Property (Fire, Allied Lines, Inland Marine, Earthquake, Burglary and Theft)	60
Schedule DA - Verification Between Years	SI10	Schedule P - Part 2J - Auto Physical Damage	60
Schedule DB - Part A - Section 1	E18	Schedule P - Part 2K - Fidelity/Surety	60
Schedule DB - Part A - Section 2	E19	Schedule P - Part 2L - Other (Including Credit, Accident and Health)	60
Schedule DB - Part A - Verification Between Years	SI11	Schedule P - Part 2M - International	60
Schedule DB - Part B - Section 1	E20	Schedule P - Part 2N - Reinsurance	61
Schedule DB - Part B - Section 2	E21	Schedule P - Part 2O - Reinsurance	61
Schedule DB - Part B - Verification Between Years	SI11	Schedule P - Part 2P - Reinsurance	61
Schedule DB - Part C - Section 1	SI12	Schedule P - Part 2R - Section 1 - Products Liability - Occurrence	62
Schedule DB - Part C - Section 2	SI13	Schedule P - Part 2R - Section 2 - Products Liability - Claims-Made	62
Schedule DB - Part D	E22	Schedule P - Part 2S - Financial Guaranty/Mortgage Guaranty	62
Schedule DB - Verification	SI14	Schedule P - Part 2T - Warranty	62
Schedule DL - Part 1	E23	Schedule P - Part 3A - Homeowners/ Farmowners	63
Schedule DL - Part 2	E24	Schedule P - Part 3B - Private Passenger Auto Liability/Medical	63
Schedule E - Part 1 - Cash	E25	Schedule P - Part 3C - Commercial Auto/Truck Liability/Medical	63
Schedule E - Part 2 - Cash Equivalents	E26	Schedule P - Part 3D - Workers' Compensation	63
Schedule E - Part 3 - Special Deposits	E27	Schedule P - Part 3E - Commercial Multiple Peril	63
Schedule E - Verification Between Years	SI15	Schedule P - Part 3F - Section 1 - Medical Professional Liability - Occurrence	64
Schedule F - Part 1	20	Schedule P - Part 3F - Section 2 - Medical Professional Liability - Claims-Made	64
Schedule F - Part 2	21	Schedule P - Part 3G - Special Liability (Ocean Marine, Aircraft (All Perils), Boiler and Machinery)	64
Schedule F - Part 3	22	Schedule P - Part 3H - Section 1 - Other Liability - Occurrence	64
Schedule F - Part 4	23	Schedule P - Part 3H - Section 2 - Other Liability - Claims-Made	64
Schedule F - Part 5	24	Schedule P - Part 3I - Special Property (Fire, Allied Lines, Inland Marine, Earthquake, Burglary and Theft)	65
Schedule F - Part 6 - Section 1	25	Schedule P - Part 3J - Auto Physical Damage	65
Schedule F - Part 6 - Section 2	27	Schedule P - Part 3K - Fidelity/Surety	65
Schedule F - Part 7	28		
Schedule F - Part 8	29		
Schedule F - Part 9	30		
Schedule H - Accident and Health Exhibit - Part 1	31		

Property and Casualty

Annual Statement Blank Alphabetical Index (cont.)

Schedule P - Part 3L - Other (Including Credit, Accident and Health)	65	Supplemental Exhibits and Schedules Interrogatories	100
Schedule P - Part 3M - International	65	Underwriting and Investment Exhibit Part 1	6
Schedule P - Part 3N - Reinsurance	66	Underwriting and Investment Exhibit Part 1A	7
Schedule P - Part 3O - Reinsurance	66	Underwriting and Investment Exhibit Part 1B	8
Schedule P - Part 3P - Reinsurance	66	Underwriting and Investment Exhibit Part 2	9
Schedule P - Part 3R - Section 1 - Products Liability - Occurrence	67	Underwriting and Investment Exhibit Part 2A	10
Schedule P - Part 3R - Section 2 - Products Liability - Claims-Made	67	Underwriting and Investment Exhibit Part 3	11
Schedule P - Part 3S - Financial Guaranty/Mortgage Guaranty	67		
Schedule P - Part 3T - Warranty	67		
Schedule P - Part 4A - Homeowners/Farmowners	68		
Schedule P - Part 4B - Private Passenger Auto Liability/Medical	68		
Schedule P - Part 4C - Commercial Auto/Truck Liability/Medical	68		
Schedule P - Part 4D - Workers' Compensation	68		
Schedule P - Part 4E - Commercial Multiple Peril	68		
Schedule P - Part 4F - Section 1 - Medical Professional Liability - Occurrence	69		
Schedule P - Part 4F - Section 2 - Medical Professional Liability - Claims-Made	69		
Schedule P - Part 4G - Special Liability (Ocean Marine, Aircraft (All Perils), Boiler and Machinery)	69		
Schedule P - Part 4H - Section 1 - Other Liability - Occurrence	69		
Schedule P - Part 4H - Section 2 - Other Liability - Claims-Made	69		
Schedule P - Part 4I - Special Property (Fire, Allied Lines, Inland Marine, Earthquake, Burglary and Theft)	70		
Schedule P - Part 4J - Auto Physical Damage	70		
Schedule P - Part 4K - Fidelity/Surety	70		
Schedule P - Part 4L - Other (Including Credit, Accident and Health)	70		
Schedule P - Part 4M - International	70		
Schedule P - Part 4N - Reinsurance	71		
Schedule P - Part 4O - Reinsurance	71		
Schedule P - Part 4P - Reinsurance	71		
Schedule P - Part 4R - Section 1 - Products Liability - Occurrence	72		
Schedule P - Part 4R - Section 2 - Products Liability - Claims-Made	72		
Schedule P - Part 4S - Financial Guaranty/Mortgage Guaranty	72		
Schedule P - Part 4T - Warranty	72		
Schedule P - Part 5A - Homeowners/Farmowners	73		
Schedule P - Part 5B - Private Passenger Auto Liability/Medical	74		
Schedule P - Part 5C - Commercial Auto/Truck Liability/Medical	75		
Schedule P - Part 5D - Workers' Compensation	76		
Schedule P - Part 5E - Commercial Multiple Peril	77		
Schedule P - Part 5F - Medical Professional Liability - Claims-Made	79		
Schedule P - Part 5F - Medical Professional Liability - Occurrence	78		
Schedule P - Part 5H - Other Liability - Claims-Made	81		
Schedule P - Part 5H - Other Liability - Occurrence	80		
Schedule P - Part 5R - Products Liability - Claims-Made	83		
Schedule P - Part 5R - Products Liability - Occurrence	82		
Schedule P - Part 5T - Warranty	84		
Schedule P - Part 6C - Commercial Auto/Truck Liability/Medical	85		
Schedule P - Part 6D - Workers' Compensation	85		
Schedule P - Part 6E - Commercial Multiple Peril	86		
Schedule P - Part 6H - Other Liability - Claims-Made	87		
Schedule P - Part 6H - Other Liability - Occurrence	86		
Schedule P - Part 6M - International	87		
Schedule P - Part 6N - Reinsurance	88		
Schedule P - Part 6O - Reinsurance	88		
Schedule P - Part 6R - Products Liability - Claims-Made	89		
Schedule P - Part 6R - Products Liability - Occurrence	89		
Schedule P - Part 7A - Primary Loss Sensitive Contracts	90		
Schedule P - Part 7B - Reinsurance Loss Sensitive Contracts	92		
Schedule P Interrogatories	94		
Schedule T - Exhibit of Premiums Written	95		
Schedule T - Part 2 - Interstate Compact	96		
Schedule Y - Information Concerning Activities of Insurer Members of a Holding Company Group	97		
Schedule Y - Part 1A - Detail of Insurance Holding Company System	98		
Schedule Y - Part 2 - Summary of Insurer's Transactions With Any Affiliates	99		
Statement of Income	4		
Summary Investment Schedule	SI01		